

## Grahame Ross

---

**From:** Jacob F. Getz  
**Sent:** Tuesday, December 12, 2023 11:20 AM  
**To:** Grahame Ross  
**Subject:** FW: Wednesday, December 13, 2023 — NTRPA Meeting Public Comment  
**Attachments:** Dr-Hell No.pdf; Dr-No No.pdf; LARGEST UNETHICAL MEDICAL EXPERIMENT.pdf; The Kingdom of Ends—In Re Cincinnati Radiation Litigation.pdf; Orr-Wilson.pdf; Orr\_Enteneller LLC\_SOS.pdf; Orr\_SOS.pdf; Wilson\_SOS.pdf; Orr\_fail.pdf; Orr\_Crackpot.pdf; Orr\_lobby letter\_01\_13\_Wilson\_lobby letter\_07\_02\_2018.pdf; Orr\_PhD abuse.pdf; FCC Faces Skeptical Appeals Radiation Emissions Case.pdf; CCP § 425.16.pdf; GOV § 6259.pdf; GOV § 11130.3.pdf; Orr ming.pdf; Orr 2018 Annual.pdf; Orr 2018 Leaving.pdf; Orr self-promotion.pdf; Embarc\_SOS.pdf; Embarc\_SOS—Reg.pdf; 025-83\_1989.jpg; 025-831-029\_031.pdf; GOV § 6257.5.pdf



Nevada Division of  
**STATE LANDS**

Here is another one Grahame

### Jacob Getz

Administrative Assistant III  
Nevada Division of State Lands  
Department of Conservation and Natural Resources  
901 S. Stewart Street, Suite 5003  
Carson City, NV 89701  
[jgetz@lands.nv.gov](mailto:jgetz@lands.nv.gov)  
(O) 775-684-2739 | (F) 775-684-2721



Nevada Division of  
**STATE LANDS**



Nevada Department of  
**CONSERVATION &  
NATURAL RESOURCES**  
Connect with us:   

**From:** Paul Weitz <paul.weitz@barmail.ch>  
**Sent:** Tuesday, December 12, 2023 11:03 AM  
**To:** Jacob F. Getz <jgetz@lands.nv.gov>  
**Subject:** Wednesday, December 13, 2023 — NTRPA Meeting Public Comment

**WARNING** - This email originated from outside the State of Nevada. Exercise caution when opening attachments or clicking links, especially from unknown senders.

Dear [NTRPA](#),

Don't listen to **Christi Creegan's** [business crony](#) Jamie Orr. She is a greedy "mad woman" with little interest or capacity to comprehend the societal implications of her [unethical human experimentation with cell towers](#). She is trying to discredit the overwhelming science that has one of [the most prestigious environmental groups in the world](#) taking down [the FCC](#). Even [professors from her alma mater would agree](#) with [the](#) concern.

Jamie cut her teeth selling-out her PhD expertise to wealthy executives and start-ups who were trying to push through anti-science policy in order to [cut existing or prevent new regulations](#) that hinder corporate profits. When anyone calls her out on this bullshit, she flips the tables and wraps herself in her PhD that NO university would take seriously:

# Dr. No



Fleming's Dr. No. was actually competent. Perhaps "Dr. No-No!" is more appropriate in this greedy and senseless [radiation](#) farce:



Our unscrupulous businesses executives, the **casinos** and **hotels**, are now [having her do the same](#) abuse on their behalf. This State and its residents should not listen to her anymore. She has lost her integrity as a science [expert](#) and is completely flying-by-the-seat-of-her-pants as an economic expert. She has never taken so much as one upper-division undergraduate course in economics! According to mandatory [public records](#) on file with the Nevada Secretary of State (Entity Number: [E8921322020-6](#)), she does not even [live](#) within our city limits:

OFFICER INFORMATION					VIEW HISTORICAL DATA
Title	Name	Address	Last Updated	Status	
Managing Member	JAMIE F ORR	1776 Gentian Circle, South Lake Tahoe, CA, 96150, USA	09/02/2020	Active	
Managing Member	David R Orr	1776 Gentian Cir, South Lake Tahoe, CA, 96150, USA	09/02/2020	Active	

NRS [78.035](#), [78.090](#), [78.150](#), [239.010](#); 15 U.S.C. §§ [77f\(d\)](#) & [77aa\(4\)-\(6\)](#); [17 CFR Part 210](#) ([Securities Act of 1933](#))

Orr:

<https://recorderclerkservice.edcgov.us/elweb/document/DOCCGD-2018-0013012-00>

Wilson:

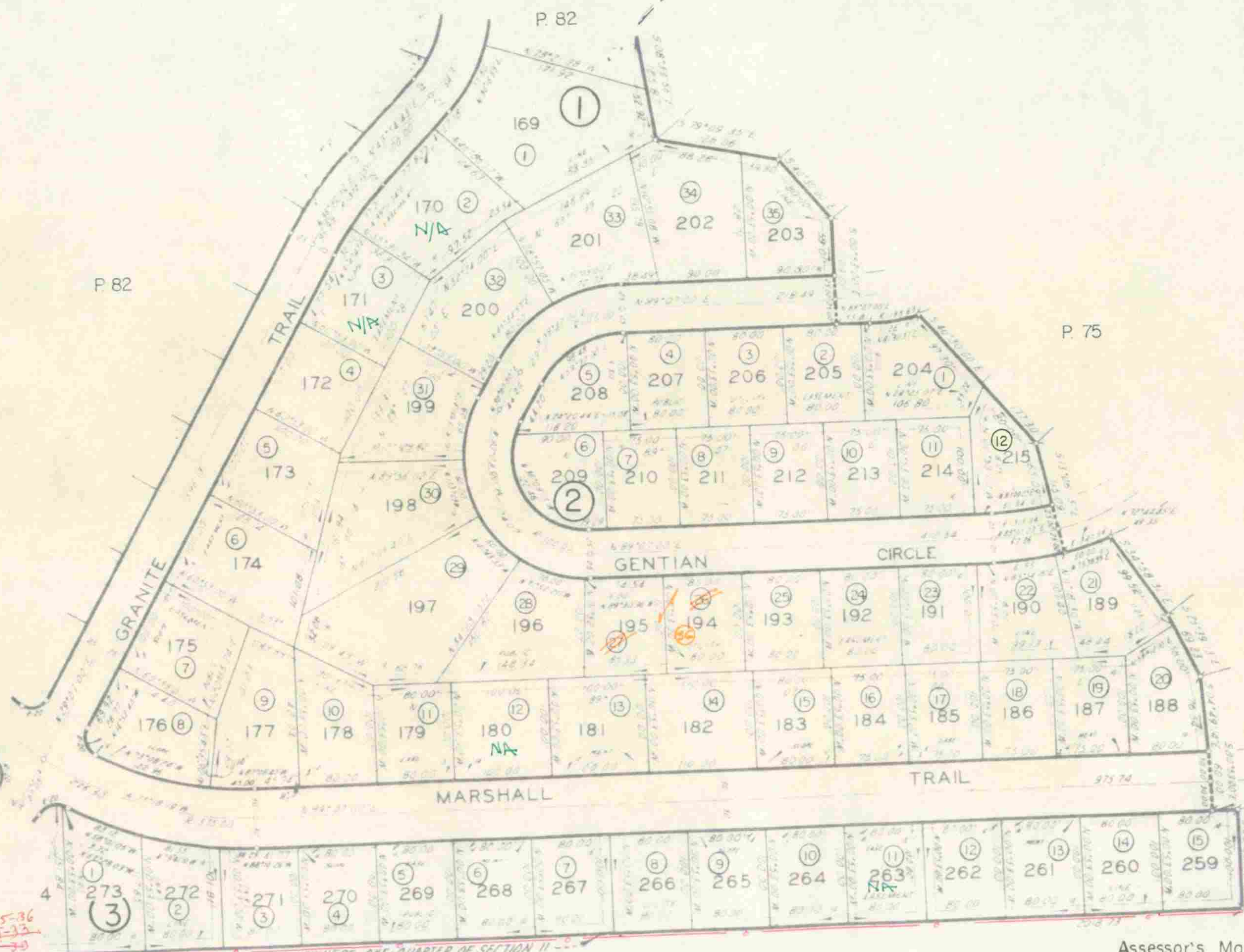
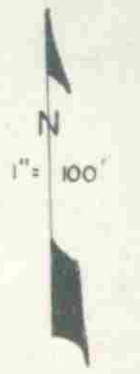
<https://recorderclerkservice.edcgov.us/elweb/document/DOCCGD-2012-0056314-00>

This unequivocally means that [she](#) and [her](#) neighbor [Christina Wilson](#) are not allowed to run for any South Lake Tahoe elective office ([Elections Code § 201](#)). It follows to reason that they should not be a proxy for those very offices either, and sure as hell should not be reigning over and [oppressing](#) legitimate city residents—as **a foreign influence**.

Paul Weitz

MONTGOMERY ESTATES UNIT No 5  
POR. W 1/2 SEC. II T.12N.R.18E.M.D.M., & RE-SUB. OF LOTS 191, 192 & 193 IN UNIT. No 4

~~75-34~~ 25:83  
~~75-33~~  
~~75-36~~



P. 81

~~75-36~~  
~~75-33~~  
~~75-39~~

~~75-36~~  
~~75-33~~  
~~75-39~~  
75-22

SOUTH LINE OF THE NORTH ONE-HALF OF THE SOUTHWEST ONE-QUARTER OF SECTION II

P. 13 Bk 80 P. 04

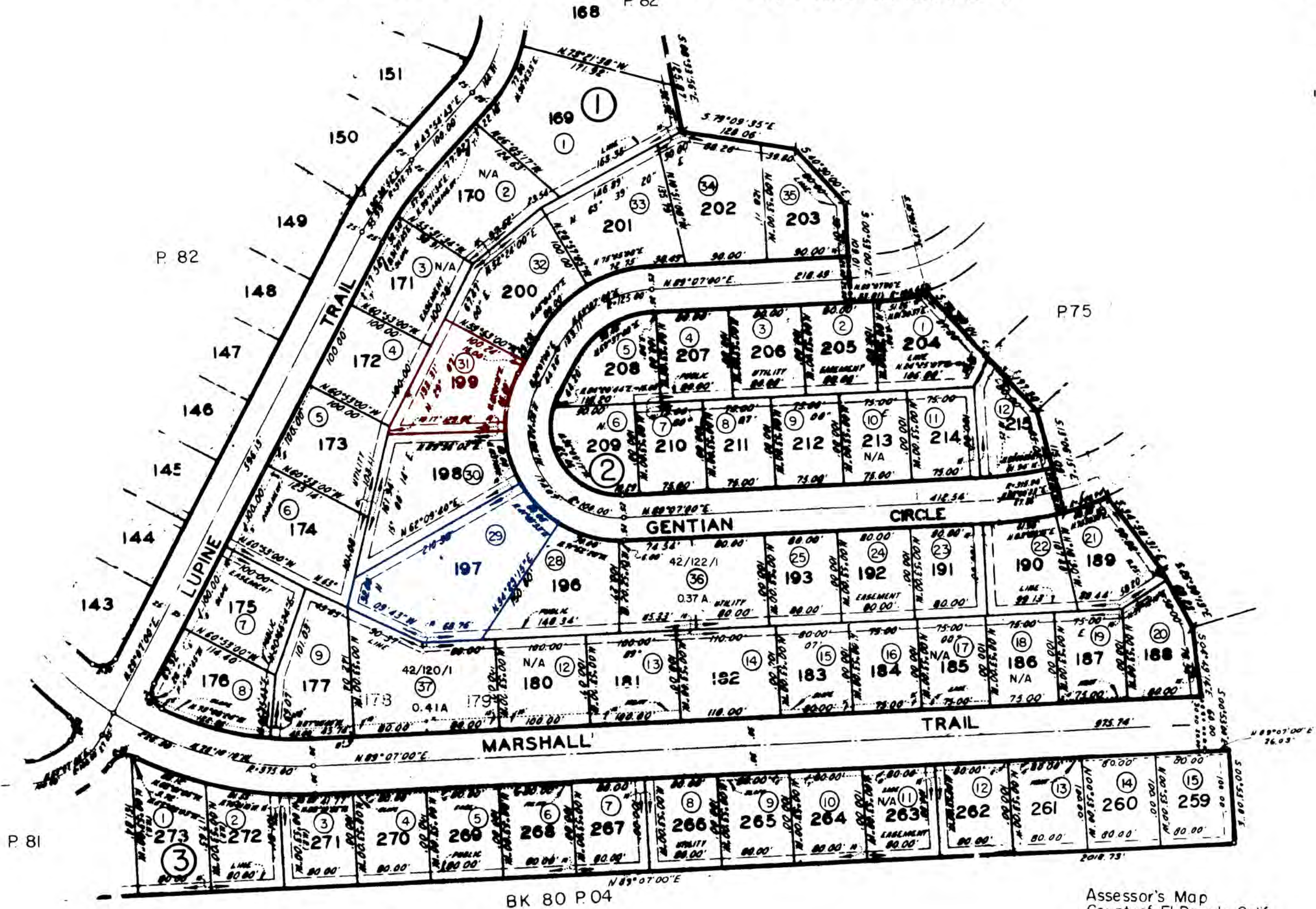
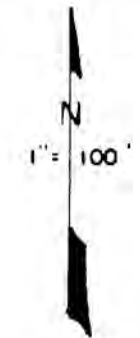
Assessor's Map  
County of El Dorado, Calif.

89/90 90/91

1  
2  
3  
12  
15

MONTGOMERY ESTATES UNIT N<sup>o</sup> 5  
POR. W 1/2 SEC. 11 T. 12 N. R. 18 E. M. D. M., & RE-SUB. OF LOTS 191, 192 & 193 IN UNIT. N<sup>o</sup> 4

25.83



P. 81

BK 80 P. 04

Assessor's Map  
County of El Dorado, Calif.



**Secretary of State**  
**Statement of Information**  
(Limited Liability Company)

**LLC-12**

20-A61173

**FILED**

In the office of the Secretary of State  
of the State of California

FEB 06, 2020

**This Space For Office Use Only**

**IMPORTANT** — [Read instructions](#) before completing this form.

**Filing Fee – \$20.00**

**Copy Fees** – First page \$1.00; each attachment page \$0.50;  
Certification Fee - \$5.00 plus copy fees

<b>1. Limited Liability Company Name</b> (Enter the exact name of the LLC. If you registered in California using an alternate name, <a href="#">see instructions</a> .) EMBARC TAHOE LLC	
<b>2. 12-Digit Secretary of State File Number</b> 201907010545	<b>3. State, Foreign Country or Place of Organization</b> (only if formed outside of California) CALIFORNIA

**4. Business Addresses**

a. Street Address of Principal Office - Do not list a P.O. Box 4035 Lake Tahoe Blvd.	City (no abbreviations) South Lake Tahoe	State CA	Zip Code 96150
b. Mailing Address of LLC, if different than item 4a 3079 Harrison Avenue #19	City (no abbreviations) South Lake Tahoe	State CA	Zip Code 96150
c. Street Address of California Office, if Item 4a is not in California - Do not list a P.O. Box 4035 Lake Tahoe Blvd.	City (no abbreviations) South Lake Tahoe	State CA	Zip Code 96150

**5. Manager(s) or Member(s)** If no **managers** have been appointed or elected, provide the name and address of each **member**. At least one name **and** address must be listed. If the manager/member is an individual, complete Items 5a and 5c (leave Item 5b blank). If the manager/member is an entity, complete Items 5b and 5c (leave Item 5a blank). Note: The LLC cannot serve as its own manager or member. If the LLC has additional managers/members, enter the name(s) and addresses on Form LLC-12A ([see instructions](#)).

a. First Name, if an individual - Do not complete Item 5b Christina	Middle Name	Last Name Wilson	Suffix
b. Entity Name - Do not complete Item 5a			
c. Address 3079 Harrison Avenue #19	City (no abbreviations) South Lake Tahoe	State CA	Zip Code 96150

**6. Service of Process** (Must provide either Individual **OR** Corporation.)

**INDIVIDUAL** – Complete Items 6a and 6b only. Must include agent's full name and California street address.

a. California Agent's First Name (if agent is <b>not</b> a corporation)	Middle Name	Last Name	Suffix
b. Street Address (if agent is <b>not</b> a corporation) - <b>Do not enter a P.O. Box</b>		City (no abbreviations)	State CA

**CORPORATION** – Complete Item 6c only. Only include the name of the registered agent Corporation.

c. California Registered Corporate Agent's Name (if agent is a corporation) – Do not complete Item 6a or 6b CALIFORNIA REGISTERED AGENT INC (C3730769)
---

**7. Type of Business**

a. Describe the type of business or services of the Limited Liability Company Retail Sales
---

**8. Chief Executive Officer, if elected or appointed**

a. First Name	Middle Name	Last Name	Suffix
b. Address		City (no abbreviations)	State CA

**9. The information contained herein, including any attachments, is true and correct.**

02/06/2020

Phyllis Newton

Corporate Compliance Officer

Date

Type or Print Name of Person Completing the Form

Title

Signature

**Return Address (Optional)** (For communication from the Secretary of State related to this document, or if purchasing a copy of the filed document enter the name of a person or company and the mailing address. This information will become public when filed. [SEE INSTRUCTIONS](#) BEFORE COMPLETING.)

Name: [ ]

Company:

Address:

City/State/Zip: [ ]





**California Secretary of State**  
**Electronic Filing**



## LLC Registration – Articles of Organization

---

Entity Name: Embarc Tahoe LLC

Entity (File) Number: 201907010545

File Date: 03/06/2019

Entity Type: Domestic LLC

Jurisdiction: California

---

### Detailed Filing Information

1. Entity Name: Embarc Tahoe LLC
  
2. Business Addresses:
  - a. Initial Street Address of Designated Office in California: 3079 Harrison Ave #19  
south lake tahoe, California 96150  
United States
  
  - b. Initial Mailing Address: 3079 Harrison Ave #19  
south lake tahoe, California 96150  
United States
  
3. Agent for Service of Process: Christina Wilson  
3079 Harrison Avenue #19  
South Lake Tahoe California 96150  
United States
  
4. Management Structure: One Manager
  
5. Purpose Statement: The purpose of the limited liability company is to engage in any lawful act or activity for which a limited liability company may be organized under the California Revised Uniform Limited Liability Company Act.

Electronic Signature:

The organizer affirms the information contained herein is true and correct.

Organizer: Christina Wilson

**State of California**

**GOVERNMENT CODE**

**Section 6257.5**

---

6257.5. This chapter does not allow limitations on access to a public record based upon the purpose for which the record is being requested, if the record is otherwise subject to disclosure.

(Added by Stats. 1998, Ch. 1049, Sec. 1. Effective January 1, 1999.)

# \$40k for 40 years

Local businesswoman raising money for birthday

Laney Griffo  
lgriffo@tahoedailytribune.com

SOUTH LAKE TAHOE, Calif. — To celebrate her birthday, one local business woman is giving back to the community.

Jamie Orr is not only the co-owner of CoWork Tahoe, she is also an active member of the community, serving as a founding cabinet member of the Tahoe Women's Community Fund and co-director of Tahoe STEM Camp, among many other things.

On April 1, she's turning 40 years old and she said that despite the city still being under COVID restrictions, she wanted to find a way to celebrate.

So, for 40 days she's raising \$40,000 for local nonprofits. She's picked 40 of them that will each receive \$1,000. Orr set up a charity GoFundMe campaign so the money goes straight to the nonprofits.

"Each one plays an important role for our Tahoe community and holds a special place in my heart," Orr said. "I feel lucky to know about so many organizations through the work I do on other non-profit boards such as the Tahoe Women's Community Fund.

"I realized that not everyone in our community is as familiar with just how much is done by local non-profit organizations, so wanted to highlight them while also fundraising," Orr added. "I also wanted to create a varied list that covers different aspects: social services, the arts, culture, recreation, the environment, education, etc."

So far, all 40 nonprofits have received at least one donation.

"The first campaign to get fully funded (on Day 1) was actually a relatively new charity: the CAPP Fund, which was established in 2020 to increase access to higher education by helping high school seniors at



MIKE PERON / TAHOE DAILY TRIBUNE

Jamie Orr is actively involved with nonprofits in the community.

South Tahoe High School and George Whittell High School with the costs of a 4-year college application," Orr said.

The campaign will run through the end of April. "I hope the community can step up for the nonprofits the way they've stepped

for the community," Orr said. To see the complete list of nonprofits, or to donate, visit [charity.gofundme.com/o/en/campaign/jamies-40for40](http://charity.gofundme.com/o/en/campaign/jamies-40for40).

## SCHEDULE A-2 Investments, Income, and Assets of Business Entities/Trusts (Ownership Interest is 10% or Greater)

**CALIFORNIA FORM 700**  
FAIR POLITICAL PRACTICES COMMISSION  
Name  
Jamie Orr

**1. BUSINESS ENTITY OR TRUST**  
The Press Project, LLC  
Name  
3079 Harrison Ave, South Lake Tahoe  
Address (Business Address Acceptable)  
Check one  
 Trust, go to 2  Business Entity, complete the box, then go to 2

**GENERAL DESCRIPTION OF THIS BUSINESS**  
Real estate  
FAIR MARKET VALUE IF APPLICABLE, LIST DATE:  
 \$0 - \$1,999  \$2,000 - \$10,000  \$10,001 - \$100,000  \$100,001 - \$1,000,000  Over \$1,000,000  
ACQUIRED DISPOSED  
NATURE OF INVESTMENT  
 Partnership  Sole Proprietorship  Other  
YOUR BUSINESS POSITION Partner

**2. IDENTIFY THE GROSS INCOME RECEIVED (INCLUDE YOUR PRO RATA SHARE OF THE GROSS INCOME TO THE ENTITY/TRUST)**  
 \$0 - \$499  \$10,001 - \$100,000  
 \$500 - \$1,000  OVER \$100,000

**3. LIST THE NAME OF EACH REPORTABLE SINGLE SOURCE OF INCOME OF \$10,000 OR MORE (Attach a separate sheet if necessary)**  
 None or  Names listed below  
Swift Communications

**4. INVESTMENTS AND INTERESTS IN REAL PROPERTY HELD OR LEASED BY THE BUSINESS ENTITY OR TRUST**  
Check one box:  
 INVESTMENT  REAL PROPERTY  
3079 Harrison Ave  
Name of Business Entity, if Investment, or Assessor's Parcel Number or Street Address of Real Property  
South Lake Tahoe  
Description of Business Activity or City or Other Precise Location of Real Property  
FAIR MARKET VALUE IF APPLICABLE, LIST DATE:  
 \$2,000 - \$10,000  \$10,001 - \$100,000  \$100,001 - \$1,000,000  Over \$1,000,000  
ACQUIRED DISPOSED  
NATURE OF INTEREST  
 Property Ownership/Deed of Trust  Stock  Partnership  
 Leasehold  Other  
Check box if additional schedules reporting investments or real property are attached

**1. BUSINESS ENTITY OR TRUST**  
Name  
Address (Business Address Acceptable)  
Check one  
 Trust, go to 2  Business Entity, complete the box, then go to 2

**GENERAL DESCRIPTION OF THIS BUSINESS**  
FAIR MARKET VALUE IF APPLICABLE, LIST DATE:  
 \$0 - \$1,999  \$2,000 - \$10,000  \$10,001 - \$100,000  \$100,001 - \$1,000,000  Over \$1,000,000  
ACQUIRED DISPOSED  
NATURE OF INVESTMENT  
 Partnership  Sole Proprietorship  Other

**2. IDENTIFY THE GROSS INCOME RECEIVED (INCLUDE YOUR PRO RATA SHARE OF THE GROSS INCOME TO THE ENTITY/TRUST)**  
 \$0 - \$499  \$500 - \$1,000  \$1,001 - \$10,000  OVER \$10,000

**3. LIST THE NAME OF EACH REPORTABLE SINGLE SOURCE OF INCOME OF \$10,000 OR MORE (Attach a separate sheet if necessary)**  
 None or  Names listed below  
To apply please visit [www.swiftcom.com/careers](http://www.swiftcom.com/careers) and select job 1924.

**4. INVESTMENTS AND INTERESTS IN REAL PROPERTY HELD OR LEASED BY THE BUSINESS ENTITY OR TRUST**  
Check one box:  
 INVESTMENT  REAL PROPERTY  
Name of Business Entity, if Investment, or Assessor's Parcel Number or Street Address of Real Property  
Description of Business Activity or City or Other Precise Location of Real Property  
FAIR MARKET VALUE IF APPLICABLE, LIST DATE:  
 \$2,000 - \$10,000  \$10,001 - \$100,000  \$100,001 - \$1,000,000  Over \$1,000,000  
ACQUIRED DISPOSED  
NATURE OF INTEREST  
 Property Ownership/Deed of Trust  Stock  Partnership  
 Leasehold  Other  
Check box if additional schedules reporting investments or real property are attached

Comments:

FPPC Form 700 (2017/2018) Sch. A-2  
FPPC Advice Email: [advice@fppc.ca.gov](mailto:advice@fppc.ca.gov)  
FPPC Toll-Free Helpline: 866/275-3772 [www.fppc.ca.gov](http://www.fppc.ca.gov)

### MOUNTAIN NEWS EDITORIALS

# It's always something

#### STREET CRED

From the TRPA's latest vision plan for the future of transportation in the Tahoe Basin: "There is broad consensus that to meet the growing travel demands the Tahoe Region needs a transportation system transformation. The 2020 Regional Transportation Plan (RTP) identifies a broad range of projects, programs, and strategies needed to comprehensively improve Tahoe's transportation system over the next 25 years."

There is even broader consensus that the TRPA and the Tahoe Transportation District will need to be transformed, themselves, before any real progress can be made to deliver a regional transportation system to the basin. Driving nearly empty buses up and down Hwy. 50 is not a transportation solution. In the "you can't be serious" department: the plan to operate a commuter ferry (\$\$\$) across the lake is pure folly.

The first order of business should be to stop talk, talk, talking about solving environmental issues brought about by overtourism and find practical, realistic

solutions and implement them.

Moving an existing highway through a residential neighborhood at a cost of \$100 million is not a solution. TRPA Executive Director, Joanne Marchetta states that this new plan "(g)ets serious about reducing greenhouse gases and the reliance on the automobile." If this plan is to be taken seriously, it will need to start with implementing the Employee Based Trip Reduction Ordinance that would require the TRPA and other large employers to shuttle their own employees who commute to work from outside the basin. Collectively, these automobile trips pollute our air and water by adding millions of "vehicle miles traveled" annually to the environmental equation.

It is the board members who approve policy for the TRPA and the TTD who will need to "get serious" about finding competent and effective leaders to run these agencies. The consequences of poor leadership are currently on full display.

#### WHAT ELSE?

The labor dispute between Barton's nurses and Barton



Keeping It Real by Peggy Bourland

Hospital has gone on too long. The nurses' union is asking board chair Wendy David to be part of the solution and not part of the problem in this protracted debate. Barton's board seems to be avoiding serious consideration of the issues on the bargaining table and rather has scrambled to put their public relations team out front to save face in a small town that overall supports the work of our local nurses.

The El Dorado County Board of Supervisors has again postponed a decision on a VHR anti-clustering plan in the county. Supervisor Sue Novasel has been sidelined from participating in this decision while she is being investigated by the Fair Political Practices Commission. When the school year started

in September 2020, the school district had 178 fewer students (total enrollment 3,731). As of April 2021, that number has dropped by another 78 students (total enrollment 3,653). In the world of bees, this is called colony collapse.

#### ART TOWN

Under the banner of contributing to public art in our community, Tahoe Wellness owner and Councilman Cody Bass has given the town something to talk about. Mr. Bass has commissioned world acclaimed muralist, Mear One, to produce two murals on his building. The first mural, "Mind, Body and Soul" is completed and has created lots of buzz on the street and in social media. Stay tuned. The second installment, "Cultivate Love," is coming soon. Check it out - Bijou Center, mid-town.

Mr. Bass is hopeful that these murals will become an ignition point to inspire more public art in SLT.

#### COVER GIRL

There are posers in our community who find ways to draw

attention to themselves under the auspices of generosity and community service. Their so called "gifts" to the community smell like self-promotion and personal marketing.

Last month, the *Mountain News* featured 50-year local resident, Tere Tibbetts, on the cover. The reason was simple. She is the definition of altruism. She, quietly without drawing attention to herself, has made it her business to improve the condition of so many struggling residents in our town while never seeking recognition for herself. She may not be Mother Teresa, but she comes close. Thank you Tere for "Keeping It Real."

#### MARRIAGE

I'd like to say thank you to my Okie husband, Steve Madison, who has endured 40 years of marriage to an outspoken political activist. He is a principled, stand-up guy who always has my back. Life is good, especially with a reservation at Café Fiore to celebrate.

To be continued. . .

# Swift Communications transfers ownership of Nevada newspapers

**Staff Report**

The parent company of the Tahoe Daily Tribune announced on Thursday that it is selling four of its publications in Nevada to a publishing company with strong ties in the state.

Pacific Publishing Company purchased the Nevada Appeal, The Record-Courier, Lahontan Valley News and Northern Nevada Business View from Swift Communications. Pacific, a family owned company with operations in Washington and Nevada, does business in the Silver State as Nevada News Group.

In a press release, Swift Chairman and CEO Bill Waters said the sale would be in the best long-term interest of the company, the Nevada publications, their employees and the communities they serve.

"The ownership change will provide the opportunity for sustainability of the products and services offered in the region as the teams at Pacific Publishing and Nevada News Group bring many years of experience and success coupled with a deep commitment to local, community journalism," Waters said.

The Tribune will remain a part of Swift, a media company headquartered in Carson City, managed as part of Nevada County Publishing Co., Grass Valley, California.

Press Works Ink, Swift's printing business in Carson City, also will remain part of Swift.

The Swift publications acquired by Nevada News Group largely serves Carson City, Douglas County, Fallon and the business community in Reno.

Nevada News Group also publishes the Winnemucca Humboldt Sun, Battle Mountain Bugle, Lovelock Review-Miner, Fallon and Fernley Mailbox News, and Nevada Rancher magazine.

Nevada News Group is offering employment to those individuals working at these publications, according to the press release.

"As with any business change of ownership, employees, readers, and the business community are concerned about what comes next," Peter Bernhard, owner and CEO of Pacific Publishing, said in a press release. "I am pleased that we were able to structure a deal in a way that allows us to keep what I see as a very high-quality group of individuals dedicated to their mission. We have a great group of print publications, strong and active websites, the largest news gathering operation in Northern Nevada, and the software and publishing tools to keep us competitive and relevant in today's media fractured environment."

Nevada News Group will maintain its current offices at 580 Mallory Way in Carson City, 1503 U.S. 395 North in Gardnerville, 50 W. Liberty St. in Reno, and 1022 Grass Valley Road in Winnemucca.

"The Swift organization, owners of Sierra Nevada Media Group, is a first-class publishing company with great media assets in a number of states," Bernhard continued. "Our publishing footprints dovetail nicely with one another and combining the operations always made sense from a publishing perspective. In our discussion it was somewhat a matter of which company was going to be the acquirer. I feel lucky that our organization will be the ones to continue to publish these fine newspapers and magazines."

Swift will continue to provide shared services to the operations in areas such as systems and website support, digital fulfillment services, advertising billing, office leases, and more to help ensure a successful transition and uninterrupted service.

"I thank our colleagues and long-time friends at Nevada Appeal, The Record-Courier, Lahontan Valley News and Northern Nevada Business View," Waters said. "Their contributions have helped make these publications valued resources within Northern Nevada."

## Quality. Service. Value. Speed.

the kind of printer you want. *Deserve!*

- Coupons
- Booklets
- Newsletters
- Newspapers
- Magazines
- Election Materials
- Much More!



Your Full-Service Print Facility, offering prepress, printing, bindery, mailing & shipping service.



Call today for **YOUR low-cost quote!**

**775.283.5554**

Or email us at: [rsperry@pressworksink.com](mailto:rsperry@pressworksink.com)

# Quality. Service. Value. Speed.

the kind of printer you want. *Deserve!*

Your Full-Service Print Facility, offering prepress, printing, bindery, mailing & shipping service.

Coupons / Booklets / Newsletters / Newspapers / Magazines / Election Materials / and Much More!



Network Visualizer



**BUSINESS INFORMATION**

**ENTITY INFORMATION**

Entity Name: SWIFT COMMUNICATIONS, INC. Entity Number: 31461492  
 Entity Type: Domestic Corporation (DE) Entity Status: Active  
 Formation Date: 03/2012 NY Business ID: 91118510388  
 Termination Date: None Annual Report Due Date: 12/31/2012

**REGISTERED AGENT INFORMATION**

Name of Individual or Legal Entity: WILLIAM J WATERS Status: Active  
 CA Agent Entity Type: Non-Profit/No Profit Organization  
 NY Business ID: Office or Postbox:  
 Jurisdiction: Registered Agent Type: Non-Profit/No Profit Organization  
 Street Address: 580 MALLORY WAY, CARSON CITY, NV 89701  
 Mailing Address: PO BOX 1927, CARSON CITY, NV 89702  
 Individuals with Authority to Act:  
 Fictitious Name or Domain Name:

**OFFICERS INFORMATION** [VIEW HISTORICAL DATA](#)


TYPE	Name	Address	Last Updated	Status
Secretary	Jack Shelton	7055 HERON CIRCLE, CARLSBAD, CA 92011	11/28/2013	Active
Director	JANEY ANDRETTI	1102 E. WILLOW ROAD, MESA, AZ 85204	02/26/2014	Active
President	WILLIAM J WATERS	580 MALLORY WAY, CARSON CITY, NV 89701	11/22/2014	Active
Treasurer	WILLIAM J WATERS	580 MALLORY WAY, CARSON CITY, NV 89701	11/22/2014	Active

Page 1 of 1 records total

**CURRENT SHARES**

Share Series	Type	Share Number	Value
Common Stock	Common Stock	3,000,000	(Par Value)
Preferred Stock	Preferred Stock	1,000,000	(Par Value)

**F**



## State of California Secretary of State

### Statement of Information (Foreign Corporation)

**FEES (Filing and Disclosure): \$25.00.**

If this is an amendment, see instructions.

**IMPORTANT – READ INSTRUCTIONS BEFORE COMPLETING THIS FORM**

# FJ25651 FILED

In the office of the Secretary of State  
of the State of California

**JAN-19 2017**

---

1. **CORPORATE NAME**  
 SWIFT COMMUNICATIONS, INC., WHICH WILL DO BUSINESS IN CALIFORNIA AS SWIFT  
 NEWSPAPERS, INC.

---

2. **CALIFORNIA CORPORATE NUMBER** C2206331

This Space for Filing Use Only

---

**No Change Statement** (Not applicable if agent address of record is a P.O. Box address. See instructions.)

3. If there have been any changes to the information contained in the last Statement of Information filed with the California Secretary of State, or no statement of information has been previously filed, this form must be completed in its entirety.  
 If there has been no change in any of the information contained in the last Statement of Information filed with the California Secretary of State, check the box and proceed to **Item 13**.

---

**Complete Addresses for the Following** (Do not abbreviate the name of the city. Items 4 and 5 cannot be P.O. Boxes.)

4. STREET ADDRESS OF PRINCIPAL EXECUTIVE OFFICE	CITY	STATE	ZIP CODE
580 MALLORY WAY, CARSON CITY, NV 89701			
5. STREET ADDRESS OF PRINCIPAL BUSINESS OFFICE IN CALIFORNIA, IF ANY	CITY	STATE	ZIP CODE
464 SUTTON WAY, GRASS VALLEY, CA 95945			
6. MAILING ADDRESS OF THE CORPORATION, IF DIFFERENT THAN ITEM 4	CITY	STATE	ZIP CODE
TAMMY MECKLER PO BOX 1927, CARSON CITY, NV 89702			

---

**Names and Complete Addresses of the Following Officers** (The corporation must list these three officers. A comparable title for the specific officer may be added; however, the preprinted titles on this form must not be altered.)

7. CHIEF EXECUTIVE OFFICER/	ADDRESS	CITY	STATE	ZIP CODE
WILLIAM J WATERS	580 MALLORY WAY, CARSON CITY, NV 89701			
8. SECRETARY	ADDRESS	CITY	STATE	ZIP CODE
MARILYN S SHELTON	7055 HERON CIRCLE, CARLSBAD, CA 92011			
9. CHIEF FINANCIAL OFFICER/	ADDRESS	CITY	STATE	ZIP CODE
DIANE S PARKINSON	580 MALLORY WAY, CARSON CITY, NV 89701			

---

**Agent for Service of Process** If the agent is an individual, the agent must reside in California and Item 11 must be completed with a California street address, a P.O. Box address is not acceptable. If the agent is another corporation, the agent must have on file with the California Secretary of State a certificate pursuant to California Corporations Code section 1505 and Item 11 must be left blank.

10. NAME OF AGENT FOR SERVICE OF PROCESS *Note: This person, corporation or firm conducting business MUST have consented to act as the agent for service of process.*  
 DONALD ROGERS

11. STREET ADDRESS OF AGENT FOR SERVICE OF PROCESS IN CALIFORNIA, IF AN INDIVIDUAL CITY STATE ZIP CODE  
 464 SUTTON WAY, GRASS VALLEY, CA 95945

---

**Type of Business**

12. DESCRIBE THE TYPE OF BUSINESS OF THE CORPORATION  
 PUBLISHING

---

13. THE INFORMATION CONTAINED HEREIN IS TRUE AND CORRECT.

01/19/2017 WILLIAM J WATERS CEO  
 DATE TYPE/PRINT NAME OF PERSON COMPLETING FORM TITLE SIGNATURE

SI-350 (REV 01/2013) APPROVED BY SECRETARY OF STATE

**State of California**

**CODE OF CIVIL PROCEDURE**

**Section 425.16**

---

425.16. (a) The Legislature finds and declares that there has been a disturbing increase in lawsuits brought primarily to chill the valid exercise of the constitutional rights of freedom of speech and petition for the redress of grievances. The Legislature finds and declares that it is in the public interest to encourage continued participation in matters of public significance, and that this participation should not be chilled through abuse of the judicial process. To this end, this section shall be construed broadly.

(b) (1) A cause of action against a person arising from any act of that person in furtherance of the person's right of petition or free speech under the United States Constitution or the California Constitution in connection with a public issue shall be subject to a special motion to strike, unless the court determines that the plaintiff has established that there is a probability that the plaintiff will prevail on the claim.

(2) In making its determination, the court shall consider the pleadings, and supporting and opposing affidavits stating the facts upon which the liability or defense is based.

(3) If the court determines that the plaintiff has established a probability that he or she will prevail on the claim, neither that determination nor the fact of that determination shall be admissible in evidence at any later stage of the case, or in any subsequent action, and no burden of proof or degree of proof otherwise applicable shall be affected by that determination in any later stage of the case or in any subsequent proceeding.

(c) (1) Except as provided in paragraph (2), in any action subject to subdivision (b), a prevailing defendant on a special motion to strike shall be entitled to recover his or her attorney's fees and costs. If the court finds that a special motion to strike is frivolous or is solely intended to cause unnecessary delay, the court shall award costs and reasonable attorney's fees to a plaintiff prevailing on the motion, pursuant to Section 128.5.

(2) A defendant who prevails on a special motion to strike in an action subject to paragraph (1) shall not be entitled to attorney's fees and costs if that cause of action is brought pursuant to Section 6259, 11130, 11130.3, 54960, or 54960.1 of the Government Code. Nothing in this paragraph shall be construed to prevent a prevailing defendant from recovering attorney's fees and costs pursuant to subdivision (d) of Section 6259, or Section 11130.5 or 54960.5, of the Government Code.

(d) This section shall not apply to any enforcement action brought in the name of the people of the State of California by the Attorney General, district attorney, or city attorney, acting as a public prosecutor.

(e) As used in this section, “act in furtherance of a person’s right of petition or free speech under the United States or California Constitution in connection with a public issue” includes: (1) any written or oral statement or writing made before a legislative, executive, or judicial proceeding, or any other official proceeding authorized by law, (2) any written or oral statement or writing made in connection with an issue under consideration or review by a legislative, executive, or judicial body, or any other official proceeding authorized by law, (3) any written or oral statement or writing made in a place open to the public or a public forum in connection with an issue of public interest, or (4) any other conduct in furtherance of the exercise of the constitutional right of petition or the constitutional right of free speech in connection with a public issue or an issue of public interest.

(f) The special motion may be filed within 60 days of the service of the complaint or, in the court’s discretion, at any later time upon terms it deems proper. The motion shall be scheduled by the clerk of the court for a hearing not more than 30 days after the service of the motion unless the docket conditions of the court require a later hearing.

(g) All discovery proceedings in the action shall be stayed upon the filing of a notice of motion made pursuant to this section. The stay of discovery shall remain in effect until notice of entry of the order ruling on the motion. The court, on noticed motion and for good cause shown, may order that specified discovery be conducted notwithstanding this subdivision.

(h) For purposes of this section, “complaint” includes “cross-complaint” and “petition,” “plaintiff” includes “cross-complainant” and “petitioner,” and “defendant” includes “cross-defendant” and “respondent.”

(i) An order granting or denying a special motion to strike shall be appealable under Section 904.1.

(j) (1) Any party who files a special motion to strike pursuant to this section, and any party who files an opposition to a special motion to strike, shall, promptly upon so filing, transmit to the Judicial Council, by e-mail or facsimile, a copy of the endorsed, filed caption page of the motion or opposition, a copy of any related notice of appeal or petition for a writ, and a conformed copy of any order issued pursuant to this section, including any order granting or denying a special motion to strike, discovery, or fees.

(2) The Judicial Council shall maintain a public record of information transmitted pursuant to this subdivision for at least three years, and may store the information on microfilm or other appropriate electronic media.

(Amended by Stats. 2014, Ch. 71, Sec. 17. (SB 1304) Effective January 1, 2015.)



# State of California Secretary of State

L

## STATEMENT OF INFORMATION (Limited Liability Company)

97

Filing Fee \$20.00. If this is an amendment, see instructions.

**IMPORTANT — READ INSTRUCTIONS BEFORE COMPLETING THIS FORM**

FILED  
Secretary of State  
State of California  
FEB 17 2015

**1. LIMITED LIABILITY COMPANY NAME**

The Press Project LLC

This Space For Filing Use Only

**File Number and State or Place of Organization**

2. SECRETARY OF STATE FILE NUMBER **201432910194**

3. STATE OR PLACE OF ORGANIZATION (If formed outside of California)

**No Change Statement**

4. If there have been any changes to the information contained in the last Statement of Information filed with the California Secretary of State, or no Statement of Information has been previously filed, this form must be completed in its entirety.

If there has been no change in any of the information contained in the last Statement of Information filed with the California Secretary of State, check the box and proceed to Item 15.

**Complete Addresses for the Following** (Do not abbreviate the name of the city. Items 5 and 7 cannot be P.O. Boxes.)

5. STREET ADDRESS OF PRINCIPAL OFFICE	CITY	STATE	ZIP CODE
3025 Argonaut Avenue	South Lake Tahoe	CA	96150

6. MAILING ADDRESS OF LLC, IF DIFFERENT THAN ITEM 5	CITY	STATE	ZIP CODE
---	------	-------	----------

7. STREET ADDRESS OF CALIFORNIA OFFICE	CITY	STATE	ZIP CODE
<b>3025 Argonaut Avenue</b>	<b>South Lake Tahoe</b>	<b>CA</b>	<b>96150</b>

**Name and Complete Address of the Chief Executive Officer, If Any**

8. NAME	ADDRESS	CITY	STATE	ZIP CODE
Cristi Creegan	3025 Argonaut Avenue	South Lake Tahoe	CA	96150

**Name and Complete Address of Any Manager or Managers, or if None Have Been Appointed or Elected, Provide the Name and Address of Each Member** (Attach additional pages, if necessary.)

9. NAME	ADDRESS	CITY	STATE	ZIP CODE
Bernard Creegan	3025 Argonaut Avenue	South Lake Tahoe	CA	96150

10. NAME	ADDRESS	CITY	STATE	ZIP CODE
Jamie Orr	2888 Lakewood Circle	South Lake Tahoe	CA	96150

11. NAME	ADDRESS	CITY	STATE	ZIP CODE
David Orr	2888 Lakewood Circle	South Lake Tahoe	CA	96150

**Agent for Service of Process** If the agent is an individual, the agent must reside in California and Item 13 must be completed with a California address, a P.O. Box is not acceptable. If the agent is a corporation, the agent must have on file with the California Secretary of State a certificate pursuant to California Corporations Code section 1505 and Item 13 must be left blank.

12. NAME OF AGENT FOR SERVICE OF PROCESS  
Cristi Creegan

13. STREET ADDRESS OF AGENT FOR SERVICE OF PROCESS IN CALIFORNIA, IF AN INDIVIDUAL	CITY	STATE	ZIP CODE
3025 Argonaut Avenue	South Lake Tahoe	CA	96150

**Type of Business**

14. DESCRIBE THE TYPE OF BUSINESS OF THE LIMITED LIABILITY COMPANY  
Ownership and management of commercial real estate

15. THE INFORMATION CONTAINED HEREIN, INCLUDING ANY ATTACHMENTS, IS TRUE AND CORRECT.

1-21-15	Cristi Creegan	CEO	
DATE	TYPE OR PRINT NAME OF PERSON COMPLETING THE FORM	TITLE	SIGNATURE

Cristi Creegan



# Dr. No

007<sup>™</sup>



IAN FLEMING'S

Dr.  
NO  
NO



One million dollars, Mr. Bond. You were wondering what it cost.

# FCC Faces Skeptical Appeals Judges in Radiation Emissions Case

By David Yaffe-Bellany

Jan. 25, 2021, 10:33 AM

---

- Suit claims commission ignored risks from cell towers, devices
  - Two Obama-appointed judges suggested FCC review inadequate
- 

A federal appeals panel in Washington voiced skepticism that the Federal Communications Commission had adequately considered dangerous health effects when it established guidelines for radiation emission from cell towers and wireless devices.

At a hearing Monday in Washington, two of the three judges on the panel, Robert Wilkins and Patricia Millet, appeared receptive to a suit claiming the FCC ignored concerns that the permitted radiation levels could contribute to cancers and other health issues. Both Wilkins and Millet were appointed to the court by President Barack Obama.

A coalition of advocacy groups, led by the Environmental Health Trust...

**State of California**

**GOVERNMENT CODE**

**Section 6259**

---

6259. (a) Whenever it is made to appear by verified petition to the superior court of the county where the records or some part thereof are situated that certain public records are being improperly withheld from a member of the public, the court shall order the officer or person charged with withholding the records to disclose the public record or show cause why the officer or person should not do so. The court shall decide the case after examining the record in camera, if permitted by subdivision (b) of Section 915 of the Evidence Code, papers filed by the parties and any oral argument and additional evidence as the court may allow.

(b) If the court finds that the public official's decision to refuse disclosure is not justified under Section 6254 or 6255, the court shall order the public official to make the record public. If the court determines that the public official was justified in refusing to make the record public, the court shall return the item to the public official without disclosing its content with an order supporting the decision refusing disclosure.

(c) In an action filed on or after January 1, 1991, an order of the court, either directing disclosure by a public official or supporting the decision of the public official refusing disclosure, is not a final judgment or order within the meaning of Section 904.1 of the Code of Civil Procedure from which an appeal may be taken, but shall be immediately reviewable by petition to the appellate court for the issuance of an extraordinary writ. Upon entry of any order pursuant to this section, a party shall, in order to obtain review of the order, file a petition within 20 days after service upon the party of a written notice of entry of the order, or within such further time not exceeding an additional 20 days as the trial court may for good cause allow. If the notice is served by mail, the period within which to file the petition shall be increased by five days. A stay of an order or judgment shall not be granted unless the petitioning party demonstrates it will otherwise sustain irreparable damage and probable success on the merits. Any person who fails to obey the order of the court shall be cited to show cause why that person is not in contempt of court.

(d) The court shall award court costs and reasonable attorney's fees to the requester should the requester prevail in litigation filed pursuant to this section. The costs and fees shall be paid by the public agency of which the public official is a member or employee and shall not become a personal liability of the public official. If the court finds that the requester's case is clearly frivolous, it shall award court costs and reasonable attorney's fees to the public agency.

(e) This section shall not be construed to limit a requester's right to obtain fees and costs pursuant to subdivision (d) or pursuant to any other law.

(Amended by Stats. 2020, Ch. 370, Sec. 125. (SB 1371) Effective January 1, 2021.)

**State of California**

**GOVERNMENT CODE**

**Section 11130.3**

---

11130.3. (a) Any interested person may commence an action by mandamus, injunction, or declaratory relief for the purpose of obtaining a judicial determination that an action taken by a state body in violation of Section 11123 or 11125 is null and void under this section. Any action seeking such a judicial determination shall be commenced within 90 days from the date the action was taken. Nothing in this section shall be construed to prevent a state body from curing or correcting an action challenged pursuant to this section.

(b) An action shall not be determined to be null and void if any of the following conditions exist:

(1) The action taken was in connection with the sale or issuance of notes, bonds, or other evidences of indebtedness or any contract, instrument, or agreement related thereto.

(2) The action taken gave rise to a contractual obligation upon which a party has, in good faith, detrimentally relied.

(3) The action taken was in substantial compliance with Sections 11123 and 11125.

(4) The action taken was in connection with the collection of any tax.

(Amended by Stats. 1999, Ch. 393, Sec. 5. Effective January 1, 2000.)

## THE LARGEST UNETHICAL MEDICAL EXPERIMENT IN HUMAN HISTORY

Ronald N. Kostoff, Ph.D.

Research Affiliate, School of Public Policy, Georgia Institute of Technology

### KEYWORDS

Unethical Research; Electromagnetic Fields; Wireless Radiation; Radiofrequency Radiation; RF; Non-Ionizing Radiation; Mobile Networking Technology; 5G; Adverse Health Effects

### ABSTRACT

This monograph describes the largest unethical medical experiment in human history: the implementation and operation of non-ionizing non-visible EMF radiation (hereafter called wireless radiation) infrastructure for communications, surveillance, weaponry, and other applications. It is unethical because it violates the key ethical medical experiment requirement for “informed consent” by the overwhelming majority of the participants.

The monograph provides background on unethical medical research/experimentation, and frames the implementation of wireless radiation within that context. The monograph then identifies a wide spectrum of adverse effects of wireless radiation as reported in the premier biomedical literature for over seven decades. Even though many of these reported adverse effects are extremely severe, the *true extent of their severity has been grossly underestimated*.

Most of the reported laboratory experiments that produced these effects are not reflective of the real-life environment in which wireless radiation operates. Many experiments do not include pulsing and modulation of the carrier signal, and most do not account for synergistic effects of other toxic stimuli acting in concert with the wireless radiation. These two additions *greatly exacerbate the severity of the adverse effects from wireless radiation*, and their neglect in current (and past) experimentation results in substantial under-estimation of the breadth and severity of adverse effects to be expected in a real-life situation. This lack of credible safety testing, combined with depriving the public of the opportunity to provide informed consent, contextualizes the wireless radiation infrastructure operation as an unethical medical experiment.

Addition of the nascent fifth generation of mobile networking technology (5G) globally to the existing mobile technology network will contribute further to the largest unethical medical experiment in human history!

This monograph consists of four chapters and eight appendices. Chapter 1 focuses on unethical research, showing how wireless radiation infrastructure implementation fits into the

framework of unethical medical experimentation, and providing many examples of other types of unethical medical experimentation.

Chapter 2 is the main technical chapter, focusing on adverse health effects of wireless radiation. It describes:

- adverse effects from past research, and what additional adverse effects can be expected when 5G is implemented fully
- lack of full consensus among key stakeholders on adverse effects from wireless radiation, and the role played by conflicts-of-interest in this lack of consensus
- the main reason that this unethical medical experiment was allowed to take place:

The Federal government that ***promotes*** accelerated implementation of wireless radiation technology also 1) ***sponsors*** research examining the technology's potential adverse effects and 2) ***regulates*** the technology's potentially adverse impacts on the public. This unethical promotion-sponsorship-regulation conflict-of-interest lays the groundwork for unethical medical experimentation!

Chapter 3 contains the references for the main text, and Chapter 4 contains the eight appendices.

Appendix 1 presents more details about unethical medical experiments, including examples and many references for further study.

Appendix 2 contains a manual taxonomy of a representative adverse EMF effects database; Appendix 3 contains a factor analysis taxonomy of the same database; and, Appendix 4 contains a text clustering taxonomy of the same database. All three taxonomies contain links between the categories in the summary tables and the titles of papers associated with each category.

Appendix 5 shows the ***potential contribution of wireless radiation to the opioid crisis*** and ***potential contribution of wireless radiation to exacerbation of the coronavirus pandemic***.

Appendix 6 shows the ***link between funding source and research outcomes***, and presents many references on the topic of funding source-driven bias.

Appendix 7 describes the under-recognized adverse effects of wireless radiation related to ***medical implants*** (pacemakers, defibrillators, cochlear implants, dental implants, bone pins, etc) and metal appendages (metal jewelry, etc), and potential ***micro/nano***-implant analogues.

Appendix 8 shows ***adverse effects of wireless radiation on automotive vehicle occupants*** (and bystanders), and the under-advertised on-board and external sources of this radiation.

### **CITATION TO MONOGRAPH**

Kostoff RN. The largest unethical medical experiment in human history. 2020. PDF.  
<http://hdl.handle.net/1853/62452>

### **COPYRIGHT AND CREATIVE COMMONS LICENSE**

#### **COPYRIGHT**

Copyright © 2020 by Ronald N. Kostoff

Printed in the United States of America; First Printing, 2020

#### **CREATIVE COMMONS LICENSE**

This work can be copied and redistributed in any medium or format provided that credit is given to the original author. For more details on the CC BY license, see:  
<http://creativecommons.org/licenses/by/4.0/>

This work is licensed under a Creative Commons Attribution 4.0 International License<<http://creativecommons.org/licenses/by/4.0/>>.

#### **DISCLAIMERS**

The views in this monograph are solely those of the author, and do not represent the views of the Georgia Institute of Technology.



## PREFACE

Humanity is racing along two parallel paths to self-destruction: 1) accelerating irreversible climate change, and 2) rapidly increasing exposure to health and life-threatening mixtures of toxic stimuli. The most ubiquitous constituent of these toxic mixtures is wireless radiation, which is proceeding to blanket humanity and its ecological life support chain.

A small fraction of the population has given informed consent to wireless radiation exposure, gambling (like users of cigarettes, cocaine, fentanyl) that they can escape the severe adverse consequences of exposure. Another small fraction of the population has not given informed consent, but receives harmful second-hand exposure because of the broad-scale transmission of wireless radiation from terrestrial and satellite sources. The vast majority of the population has given Mis-informed Consent to this exposure. This mis-information is supplied by the telecommunications industry, its lobbyists, its government partners, its political enablers, its marketing arm (the mainstream media), and even some academic enablers.

While research over the past seventy+ years has shown hard evidence of severe adverse effects from wireless radiation, the full extent of the damage from existing wireless radiation infrastructure is not known, much less the damage expected from 4G/5G infrastructure being implemented rapidly today. Attempting to identify the full extent of these adverse effects is the global medical experiment being conducted today. The fact that this experiment is being conducted with mis-informed consent makes it an unethical medical experiment. Because of the magnitude of this experiment, it is the *largest unethical medical experiment in human history!*

Chapter 1 of this monograph presents the case for wireless radiation infrastructure implementation without credible safety testing being not only an unethical medical experiment, but the largest in human history. It presents wireless radiation infrastructure implementation in the context of other recent examples of unethical medical experiments, and shows how these others pale in comparison to the projected suffering and lethality from wireless radiation exposure based on even the incomplete biomedical data gathered to date.

Chapter 2 is the main technical chapter in this monograph. It covers a broad scope of adverse health and life-supporting ecological effects from wireless radiation, mainly at communications frequencies. Some of these adverse effects are not well-known to the general public, but they are important nevertheless. While the majority of the chapter is technical, its initial section provides the context for evaluating the biomedical literature results. In particular, it emphasizes the conflicts-of-interest operable in all aspects of the wireless radiation biomedical research process, ranging from the initial health-effects research sponsorship to the final research results dissemination in the premier technical literature and other forums. As Chapter 2 shows, we have known about the adverse health and ecological effects of wireless radiation exposure for seventy+ years, but decision-makers of all stripes have nevertheless chosen to impose this health and life-threatening toxic stimulus on an unsuspecting global populace.

Additionally, there are eight appendices. The copious material contained in the appendices supports the statements made in the main text (Chapters 1 and 2). Three sub-appendices, while grounded in hard evidence, are somewhat more hypothetical than the rest. They include 1) linkages between wireless radiation exposure and exacerbation of the opioid crisis and the coronavirus pandemic, and 2) potentially enhanced heating and temperature increases to thermally-damaging levels from short RF pulses and tissue-imbedded nanoparticles. My purpose in presenting these three more hypothetical sub-appendices is to stimulate more discussion, and especially more research, on the nature and validity of these linkages.

Finally, it is my hope that this monograph receives the widest distribution, especially among those who have 1) been the targets of this decades-long mis-information campaign and 2) given their consent to wireless radiation exposure based upon mis-information. It is this segment of the public whose informed actions could reverse the increasing implementation of wireless radiation infrastructure, and prevent the infliction of even more damage, since the other stakeholders involved in the promotion of wireless radiation infrastructure have shown little desire to protect the public against the known and projected ravages of wireless radiation.

Ronald N. Kostoff, Gainesville, VA, 15 February 2020

## TABLE OF CONTENTS

[TITLE](#)

[KEYWORDS](#)

[ABSTRACT](#)

[CITATION TO MONOGRAPH](#)

[COPYRIGHT](#)

[CREATIVE COMMONS LICENSE](#)

[DISCLAIMERS](#)

[PREFACE](#)

[TABLE OF CONTENTS](#)

[EXECUTIVE SUMMARY](#)

[Chapter 1 – Unethical Research](#)

[1A. Monograph Overview](#)

[1B. Unethical Research](#)

[1B1. Broad Definition](#)

[1B2. Informed Consent](#)

[1B3. Examples of Unethical Medical Experimentation](#)

[Chapter 2 – Adverse Impacts of Wireless Radiation](#)

[2A. Overview](#)

[2A1. The Context of Wireless Radiation Health and Safety Research](#)

[2B. Wireless Radiation/Electromagnetic Spectrum](#)

[2C. Modern Non-Ionizing EMF Radiation Exposures](#)

[2D. Demonstrated Biological and Health Effects from Prior Generations of Wireless Networking Technology](#)

[2D1. Limitations of Previous Wireless Radiation Health Effects Studies](#)

[2D2. Adverse Health Effects Identified in Major Review Studies](#)

[2D3. Adverse Health Effects from Open Literature Analysis](#)

[2D4. Adverse Wireless Radiation Health Effects from Former USSR Literature Analysis](#)

[2E. Potential Adverse Health Effects Expected from 5G Mobile Networking Technology](#)

[2F. Why is there not Full Consensus on Adverse Effects from Wireless Radiation?](#)[2F1. Reasons for Lack of Full Consensus](#)[2F2. The Role of Conflicts-of-Interest in Lack of Full Consensus](#)[2F3. Interpreting Wireless Radiation Health Study Findings](#)[2G. Conclusions](#)[\*\*Chapter 3 - References\*\*](#)[\*\*Chapter 4 – Appendices\*\*](#)[\*\*Appendix 1 – Unethical Medical Experiments\*\*](#)[A1-A. Overview](#)[Appendix 1A – Unethical Medical Experiments - Examples](#)[Appendix 1B – Ethics of Medical Experiments – References](#)[\*\*Appendix 2 – Manual Taxonomy of Adverse EMF Effects Database\*\*](#)[A2-A. Category Themes](#)[Table A2-1 – Manual Taxonomy](#)[A2-B. Category Record Titles](#)[\*\*Appendix 3 – Factor Analysis of Adverse EMF Effects Database\*\*](#)[A3-A. Factor Themes](#)[Table A3-1 - Factor Analysis Taxonomy](#)[A3-B. Factor Record Titles](#)[\*\*Appendix 4 – Hierarchical Text Clustering Taxonomy of Adverse EMF Effects Database\*\*](#)[A4-A. Cluster Themes](#)[Table A4-1 - CLUTO-Based Text Clustering Taxonomy – Top Levels](#)[Table A4-2 - CLUTO-Based Text Clustering Taxonomy - Bottom Levels](#)[A4-B. Cluster Record Titles](#)[\*\*Appendix 5 - Wireless Radiation Impact on the Opioid Crisis and Coronavirus Pandemic\*\*](#)[\*\*Appendix 6 – Funding Source Bias on Research Outcomes\*\*](#)[\*\*Appendix 7 – Adverse Effects of Wireless Radiation Related to Implants and Appendages\*\*](#)[A7-A. Overview](#)

[A7-B. Specific Impacts from Passive Implants](#)

[A7-B1. Overview](#)

[A7-B2. Impacts from Passive Metallic Medical Implants](#)

[A7-B3. Impacts from Passive Macro/Nano Implant Analogues](#)

[Table A7-1 – Implant Taxonomy](#)

**[Appendix 8 – Adverse Effects of Automotive-Based Wireless Radiation](#)**

[A8-A. Overview](#)

[A8-B. Specific Automotive Wireless Radiation Sources](#)

[Table A8-1 – Appendix 8 References](#)

**[AUTHOR BIO](#)**

## EXECUTIVE SUMMARY

### ES-1. Overview

We are in the midst of the largest unethical medical experiment in human history. This experiment is the implementation and operation of a global wireless network for communications, surveillance, and other purposes. It is a *medical experiment* because we do not know the full extent of the adverse health effects that will result from this wireless network implementation and operation. It is an *unethical* medical experiment because it violates the key ethical medical experiment requirement of 'informed consent' from the participants.

Even though the adverse health effects of wireless radiation reported over the past seventy+ years span the range of severity from discomfort to lethality, we do not know the full extent of adverse health effects from this technology because:

Most laboratory experiments aimed at identifying wireless radiation health effects bear no relation to real-life exposures, and are performed under the most benign conditions of

- single stressors (wireless radiation only)
- no pulsing and modulation of the carrier signal
- no synergistic effects of other toxic stimuli acting in concert with the wireless radiation

These experimental deficiencies are compounded by

- lack of access to the global classified literature on adverse health effects from wireless radiation
- lack of knowledge of proprietary basic and advanced studies on adverse health effects from wireless radiation.

The adverse wireless radiation health effects that have been identified already from the incomplete literature openly available are massive in scope and magnitude. They support the conclusion that *wireless radiation as already implemented is extremely dangerous to human health*. It acts as both a *promoter/accelerator* and *initiator* of adverse health effects. Addition of the missing elements described above and more wireless radiation infrastructure will exacerbate further the adverse effects from wireless radiation on

- human health directly through contribution to chronic disease and
- human health indirectly through degradation of the food chain ecosystem.

ES-2. Adverse Impacts of Wireless Radiation on the Most Vulnerable Members of Society

In the spirit of the ‘unethical’ medical experiments described in this monograph,

***it is the poor and dispossessed who will suffer the most from wireless radiation exposure.***

This is because wireless radiation plays a dual role of *initiator* and *promoter/accelerator* of serious disease. In its *promoter/accelerator* role, it can accelerate the progression of existing serious diseases such as cancer, and/or, through synergy, can produce serious adverse health effects when combined with other toxic stimuli that neither constituent of the combination could produce in isolation.

Many toxic stimuli, such as harsh chemicals, biotoxins, ionizing radiation sources, vibrating machinery, prolonged sitting doing repetitive tasks, high air pollution, etc, are used/experienced by the poorest members of society in their occupations, and many toxic stimuli, such as air pollutants, toxic wastes, etc, are very prevalent in their residential environments. Thus, people who spray pesticides in farm labor or household applications, people who do cleaning with harsh chemicals, people who dispose of hazardous materials, basically, *people who do the dirty work in our society and live in dirty environments*, are already leading candidates for higher risk of serious diseases. Adding a wireless radiation *promoter/accelerator* to their residential and occupational environments will radically increase their chances for developing serious diseases. Closing the ‘digital divide’ for them will translate to increased suffering and reduced longevity!

### ES-3. Role of Conflicts-of-Interest in the Sponsorship, Conduct, and Dissemination of Wireless Radiation Research

***The results shown in the literature cannot be separated from the context in which this research has been sponsored, conducted, and disseminated!***

In the USA (and in most, if not all, countries), the two major sponsors of wireless radiation health and safety research are the Federal government and the wireless radiation industry, in that order. Both of these organizations have a strong intrinsic conflict-of-interest with respect to wireless radiation.

The Federal government is a strong promoter of wireless radiation infrastructure development and rapid expansion, most recently supporting accelerated implementation of 5G infrastructure.

The Federal government that ***promotes*** accelerated implementation of wireless radiation technology also 1) ***sponsors*** research examining the technology's potential adverse effects and 2) ***regulates*** the technology's potentially adverse impacts on the public. The fact that these development, regulation, and safety functions may be assigned to different Executive Agencies within the Federal government is irrelevant from an independence perspective. ***The separate Executive Agencies in the Federal government are like the tentacles of an Octopus; they operate synchronously under one central command.***

The wireless promoters' main objectives of developing and implementing the technology rapidly are enabled by suppressing knowledge (to the public) of potential adverse effects from the technology's operation. These fundamental conflicts impact the objectivity of the health and safety R&D sponsors and performers. Any ***Federal research sponsor*** of wireless radiation technology safety would be highly conflicted between 1) a desire to satisfy Executive and Legislative objectives of accelerating expansion of wireless radiation technology and implementation and 2) sponsoring objective research focused on identifying and reporting adverse effects of wireless radiation expected under real-life conditions. Likewise, any ***sponsored research performer*** addressing wireless radiation technology safety would be highly conflicted between 1) reporting the actual adverse effects expected under real-life conditions and 2) the desire to satisfy wireless radiation promotional objectives of the research sponsors in order to maintain long-range funding.



ES-4. Adverse Health Effects from Wireless Radiation Exposure.

In aggregate, for the high frequency (radiofrequency-RF) part of the spectrum, expert reviews show that RF radiation below the FCC (Federal Communications Commission) exposure guidelines can result in:

- carcinogenicity (brain tumors/glioma, breast cancer, acoustic neuromas, leukemia, parotid gland tumors),
- genotoxicity (DNA damage, DNA repair inhibition, chromatin structure),
- mutagenicity, teratogenicity,
- neurodegenerative diseases (Alzheimer's Disease, Amyotrophic Lateral Sclerosis),
- neurobehavioral problems, autism,
- reproductive problems, pregnancy outcomes,
- oxidative stress, inflammation, apoptosis, blood-brain barrier disruption,
- pineal gland/melatonin production, sleep disturbance, headache,
- irritability, fatigue, concentration difficulties, depression, dizziness, tinnitus,
- burning and flushed skin, digestive disturbance, tremor, cardiac irregularities, and can
- adversely impact the neural, circulatory, immune, endocrine, and skeletal systems.

The effects range from myriad feelings of discomfort to life-threatening diseases. From this perspective, RF exposure is a highly pervasive cause of disease!

### ES-5. Adverse Impacts of Wireless Radiation on the Food Chain

The struggle for survival of human life on Earth is dependent on the logistical food supply chain. At the foundation of this supply chain (before the farmers become involved in harvesting its bounty) are the insects, seeds, flora, trees, etc, that enable the bountiful growth of the myriad potential foods. If the integrity of this foundational logistical supply chain is threatened in any way, then both the animals and plant products we consume become unavailable.

There is a substantial literature on the adverse impacts of wireless radiation on this foundational logistical supply chain. These adverse effects are from the pre-5G wireless radiation exposures, and would include enhanced coupling from the higher frequency harmonics of the RF signal. Many of these supply chain elements (e.g., insects, seeds, larvae, etc) are very small, and we could expect enhanced resonance/energy coupling with the shorter-wavelength 5G radiation when implemented. This indirect impact of wireless radiation may turn out to be at least as (if not more) important as the direct impact of wireless radiation on human survival!

From a broader perspective, most of the laboratory experiment component of the wireless radiation adverse effects literature can be viewed as related to the foundational food supply chain. Much of this research is focused on mice, rats, insects, small birds, small fish, etc. These species tend to be prey of larger animals/fowl/fish, and eventually make their way to the human food table. Any environmental factor that affects the health of these species adversely will eventually impact the humans who are at the end of that chain. In reality, we have accumulated a massive literature describing the adverse impacts of wireless radiation on myriad contributing components to our food supply, and the results do not bode well for our future ability to feed the growing world's population!

### ES-6. Adverse Impacts of Wireless Radiation on Medical and Non-Medical Implants

There were two major types of medical implants covered by the database articles showing adverse effects: active implants that produced electrical signals mainly for controlling heart irregularities (e.g., pacemakers, defibrillators) and hearing deficiencies (e.g., cochlear implants), and passive metallic implants for structural support (e.g., dental implants, bone pins, plates, etc). Additionally, there are articles addressing adverse effects from wireless radiation in the vicinity of metallic appendages (e.g., metallic eyeglasses, metallic jewelry, etc).

The external EMF (electromagnetic fields) from microwaves (and other sources) could 1) impact the electrical operation of the active medical implants adversely, 2) increase the Specific Absorption Rate (SAR) values of tissue in the vicinity of the passive implants substantially because of resonance effects, and 3) increase the flow and acidity of saliva in the vicinity of dental structures. While the EMF effects on the cochlear implants could adversely affect auditory capability, EMF effects on the heart-related implants could potentially be life-threatening. The increased SAR values around the passive metal implants could result in increased tissue temperatures, and could adversely impact integration and longevity of the passive metallic implants.

In the mouth, the combination of 1) increased tissue temperatures in proximity to the implant or other orthodontic structures and 2) increased flow rate and acidity of saliva could lead to 3) increased leaching of heavy metals (a known contributor to serious diseases). This also raises the question: what other adverse health effects from the exposure of both the active and passive implants to increasing levels of wireless radiation have not been identified or addressed?

There is a third class of structures whose interaction physics with RF are related to those of the passive implants. These are termed implant analogues, and include myriad exogenous particles (mainly nanoparticles) that penetrate, and imbed in, the skin. The resultant nanoparticle-imbedded tissues have the potential for increased energy absorption from the incoming RF signal, thereby resulting in potentially increased thermal damage over and above the thermal damage resulting from the pulsed high-peak-to-average power of the RF signal. Additionally, more research needs to be done to ascertain the magnitudes of these thermal transients and associated stresses, in order to estimate the levels of enhanced potential damage from RF radiation.

### ES-7. Studies in the USSR on Wireless Radiation Health Effects

Much research examining potential adverse effects from wireless radiation, especially in the athermal parameter range, was performed in the USSR as far back as seventy+ years ago. Their results confirm the wide scope of adverse effects reported in recent years and summarized in the present monograph. Unfortunately, their results appear to have had little effect in influencing wireless radiation safety standards in the USA and many other countries.

### ES-8. Adverse Effects Expected from Addition of 5G to Existing Communications Networks

The potential 5G adverse health effects derive from the intrinsic nature of the radiation, and how this radiation interacts with tissue and other target structures. 4G networking technology was associated mainly with carrier frequencies in the range of ~1-2.5 GHz (cell phones, WiFi). The wavelength of 1 GHz radiation is 30 cm, and the penetration depth in human tissue is a few centimeters. The highest performance 5G networking technology (millimeter wave) is mainly associated with carrier frequencies at least an order of magnitude above the 4G frequencies, although, as stated in Chapter 2, “ELFs (0–3000Hz) are always present in all telecommunication EMFs in the form of pulsing and modulation”. Penetration depths for the high-performance carrier frequency component of 5G radiation (aka high-band) will be on the order of a few millimeters.

For much of the early implementation of 5G, and perhaps later, 5G will be integrated with 4G. Some vendors will start out/have started out with ‘low-band’ 5G (~600-900 MHz); some will start out with ‘mid-band’ 5G (~2.5 GHz-4.2 GHz); and some will start out with ‘high band’ 5G (~24-47 GHz). All these modes are associated with potentially severe adverse health effects, and none have been tested for safety in any credible manner.

At the millimeter carrier wavelengths characteristic of high-band high-performance 5G, one can expect resonance phenomena with small-scale human structures, as well as resonances with insects/insect components, seeds, etc.

The common ‘wisdom’ being presented in the literature and the broader media is that, if there are adverse impacts resulting from millimeter-wave 5G, the main impacts will be focused on near-surface phenomena, such as skin cancer, cataracts, and other skin conditions, because of shallow RF penetration depths. However, there is evidence that biological responses to millimeter-wave irradiation can be initiated within the skin, and the subsequent systemic signaling in the skin can result in physiological effects on the nervous system, heart, and immune system. There is additional evidence that adverse effects from millimeter-wave radiation can occur in organs and tissue well below the skin surface. This should not be surprising, since there are myriad signaling conduits connecting the skin to deeper structures in the body.

### ES-9. Lack of Full Consensus on Wireless Radiation Adverse Effects

Not all studies of wireless radiation have shown adverse effects on health. There are many possibilities to explain this.

- 1) There could be ‘windows’ in parameter space where adverse effects occur, and the studies/experiments were conducted outside these ‘windows’. Operation outside these windows could show
  - no effects or
  - hormetic effects or
  - therapeutic effects.

The single stressor studies that constitute most of wireless radiation laboratory health research, and indeed constitute most of the laboratory medical research literature, essentially yield very narrow windows. Adverse effects are identified over very limited parameter ranges, and adverse effects shown by many combinations of stressors are not revealed when these stressors are tested in isolation over the same parametric ranges.

One could conclude that, whether by design or accident, *the real-world impact of single stressor studies is to conceal, rather than reveal, many of the more serious adverse health effects of wireless radiation.*

The stressor variables to be used for health studies should not be limited to single stressors in isolation, but should include to the extent possible combinations of toxic stimuli stressors, since these combinations reflect more accurately real-life exposures.

- 2) Research quality could be poor, and adverse effects were overlooked.
- 3) Or, the research team could have had a preconceived agenda

*where finding no adverse effects from wireless radiation was the main objective of the research!*

### ES-10. Potential Links of Wireless Radiation to Enhancement of Opioid Crisis

The previous findings reported in this Executive Summary are based on hard evidence and have been validated in numerous studies. The present section is based on hard evidence as well, but the link of wireless radiation to the opioid crisis is not as far along in the validation process. It should be viewed as a hypothesis at this point, and serve as a basis for discussion and further research.

It has been shown many times that one impact of wireless radiation (at myriad frequencies) is release of endogenous opioids. This release of endogenous opioids can enable analgesic effects by itself, or can enhance the analgesic effects of exogenous analgesics. This has been demonstrated at pulsed millimeter-wave frequencies, WiFi frequencies, mobile phone frequencies, radiofrequencies, and extremely low frequencies. Additionally, as has been demonstrated by the results of the current monograph, wireless radiation at all the above frequencies has resulted in serious mid-term and especially long-term adverse health effects.

Therefore, wireless radiation exposure, especially at cell phone, WiFi, and millimeter-wave pulsed and modulated frequencies, generates **1) analgesic and pleasurable short-term effects and 2) serious adverse mid- and long-term effects**. There would be some exceptions for the short-term, such as electrohypersensitivity (EHS) sufferers, who are immediately affected adversely and strongly by wireless radiation exposure.

***For most people, the enhanced analgesic short-term effects of the wireless radiation would in effect mask the long-term damage from this radiation.***

As time proceeds, the increasing discomfort from the adverse mid-and long-term effects of wireless radiation requires increasingly stronger analgesics to suppress, and the increasing use of exogenous analgesics becomes necessary. This potentially enhanced use of exogenous analgesics could lead to opioid and/or other analgesic addictions.

### ES-11. Potential Links of Wireless Radiation to Current Coronavirus Pandemic

The previous findings reported in this Executive Summary are based on hard evidence and have been validated in numerous studies. The present section is based on hard evidence as well, but the link of wireless radiation to the coronavirus pandemic is not as far along in the validation process. It should be viewed as a hypothesis at this point, and serve as a basis for discussion and further research.

There are on the order of 300,000 viruses, many/most of which have zoonotic potential. To develop vaccines for all of these viruses (before an epidemic or pandemic strikes) is unreasonable (based on present technology) because of the sheer numbers involved. To develop vaccines for any specific virus during an epidemic or pandemic (which was the mainstream approach taken for the coronavirus during the SARS pandemic of 2002-2003) is completely unrealistic, because of the lead times required for vaccine development, efficacy testing, credible mid-and long-term safety testing, and implementation.

Those who succumbed during the SARS pandemic had 1) myriad co-morbidities and 2) weakened immune systems unable to neutralize the SARS coronavirus. ***Having a strong immune system that allowed a smooth transition from innate immune system operation to adaptive immune system operation was the one intrinsic defense that worked!*** The SARS experience showed that the best and most realistic approach for defense against any potential viral attack is ***reversing immune-degrading lifestyles*** well before any pandemic or epidemic outbreaks. In that case, the immune system would be sufficiently strong to be able to handle viral exposure on its own without the emergence of serious symptoms, as was the case with those exposed to the SARS coronavirus (with coronavirus antibodies in their serum) who exhibited no (or minimal) symptoms.

This gets to the link between wireless radiation exposure and the latest coronavirus pandemic. To the degree that non-ionizing radiation exposure, superimposed on the myriad toxic stimuli to which many people are exposed by choice or imposition, degrades the operation of the innate and adaptive immune systems, it would increase the likelihood that the immune system could not counteract the exposure to the coronavirus (or any virus) as nature intended. Thus, ***it would contribute to the exacerbation of adverse effects from coronavirus exposure.*** The bottom line is that exposures to essentially ALL the exogenous immune-damaging toxic stimuli (including, but not limited to, wireless radiation) need to be removed before resistance to viral exposures of any type can be improved substantially.

## ES-12. Adverse Effects of Wireless Radiation in Automotive Sector

The modern automobile is a powerful source of wireless radiation at myriad frequencies, and is subject to external wireless radiation at myriad frequencies as well. The trend has not been to reduce these sources, but rather to add equipment both to the vehicle and to the external environment that will substantially increase the wireless radiation flux associated with the vehicle. The numbers and types of sources are not well-known, even among those experts and laymen concerned about adverse effects from wireless radiation.

An interesting diagram (and narrative) showing radars and other wireless sensors in modern cars can be found at the following link: (<http://www.radiation dangers.com/automotive-radiation/automotive-radiation/>). I would recommend the reader study that diagram in detail, to better appreciate how ubiquitous are these sources of wireless radiation. Not all the wireless radiation enters the cabin, since some/much is outward-directed, but some/much of it will enter the cabins of other cars on the road.

However, that diagram tells only part of the story. Assume there is a car pool commuting to work from the suburbs of a major city. It is not uncommon (in today's world) for a one-way trip to take from one-two hours, or more. Even in a regular car, or mid-size SUV, there might be four or so passengers. They may be using cell phones, WiFi, or both, thereby adding to the radiation from the automotive-based sensors/transmitters.

There will be cell towers lining the sides of a major highway, thereby increasing the radiation to the occupants substantially. Depending on conditions, there may be substantial air pollution to which the occupants are exposed. Additionally, the prolonged sitting is very dangerous, and is a contributing factor to many serious diseases. If the vehicle is new, there may be substantial out-gassing of toxic chemicals from the interior materials. Combined exposure to the wireless radiation, air pollution and other toxic substances, coupled with prolonged sitting and continual impacts from the car's motions, produces a synergistic effect that substantially exacerbates adverse impacts from any of the constituent components.



## Chapter 1 – Unethical Research

### 1A. Monograph Overview

We are in the midst of the largest unethical medical experiment in human history. This experiment is the implementation and operation of a global wireless network for communications, surveillance, and other purposes. It is a *medical experiment* because we do not know the full extent of the adverse health effects that will result from this wireless network implementation and operation. It is an *unethical* medical experiment because it violates the key ethical medical experiment requirement of *'informed consent'* from the participants.

The current chapter provides 1) some background on the requirements for ethical medical research/experimentation and 2) examples of how those requirements have been violated in the past century. It places wireless radiation implementation and operation in the context of these other examples of unethical medical experiments.

[Chapter 2](#) presents a detailed description of some of the adverse health effects of wireless radiation as reported in the unclassified open literature. Even though the adverse health effects of wireless radiation reported over the past seventy+ years span the range of severity from discomfort to lethality, we do not know the full extent of adverse health effects from this technology because:

Most laboratory experiments aimed at identifying wireless radiation health effects bear no relation to real-life exposures, and are performed under the most benign conditions of

- single stressors (wireless radiation only)
- no pulsing and modulation of the carrier signal
- no synergistic effects of other toxic stimuli acting in concert with the wireless radiation

These experimental deficiencies are compounded by

- lack of access to the global classified literature on adverse health effects from wireless radiation
- lack of knowledge of proprietary basic and advanced studies on adverse health effects from wireless radiation.

As [Chapter 2](#) shows, the adverse wireless radiation health effects that have been identified already from the incomplete literature openly available are massive in scope and magnitude. They support the conclusion that *wireless radiation as already implemented is extremely dangerous to human health*. It acts as both a *promoter/accelerator* and *initiator* of adverse health effects. Addition of the missing elements described above and more wireless radiation infrastructure will exacerbate further the adverse effects from wireless radiation on

- human health directly through contribution to chronic disease and
- human health indirectly through degradation of the food chain ecosystem.

[Chapter 3](#) contains the references for the main text.

[Chapter 4](#) contains eight Appendices:

- [Appendix 1](#) contains examples of unethical medical experiments conducted in the last century, mainly (not entirely) in the USA or under USA auspices;
- [Appendix 2](#) contains a manual taxonomy of the adverse health and biomedical effects component of a representative wireless radiation literature, and is derived in part from the taxonomies in Appendices 3 and 4;
- [Appendix 3](#) contains a taxonomy based on factor analysis of the same representative wireless radiation literature;
- [Appendix 4](#) contains a taxonomy based on text clustering of the same representative wireless radiation literature;
- [Appendix 5](#) shows *potential links between wireless radiation exposure and 1) expansion of the opioid crisis and 2) exacerbation of coronavirus pandemic*;
- [Appendix 6](#) lists references showing *effects of industry funding on research outcomes* for myriad (mainly biomedical) research disciplines;
- [Appendix 7](#) overviews the oft-neglected topics of wireless radiation adverse effects on regions containing *medical implants* (e.g., pacemakers, defibrillators, cochlear implants, dental implants, bone pins, plates, etc) and appendages (e.g., metal eyeglasses, earrings, metal jewelry, etc), as well as other *micro/nano* exogenous implant analogues;
- [Appendix 8](#) describes *adverse effects of automotive-based wireless radiation*.

## 1B. Unethical Research

### 1B1. Broad Definition

There are myriad definitions for 'unethical' research (e.g., <http://icahn.mssm.edu/about-us/services-and-resources/faculty-resources/handbooks-and-policies/faculty-handbook/research-environment/research-integrity>; <https://oprs.usc.edu/training/booklets/>; [https://history.nih.gov/about/timelines\\_laws\\_human.html](https://history.nih.gov/about/timelines_laws_human.html)).

These definitions of 'unethical' research encompass a broad spectrum of actions. Much reporting of 'unethical' medical research in myriad media tends to focus on one aspect only: biomedical experiments performed on subjects who did not give 'informed consent'. The classic example reflects the experiments performed on concentration camp inmates by the Nazi-regime doctors during WWII, and the lesser-known experiments performed by their Japanese counterparts during WWII. These experiments were certainly horrific, but not unique. The test subjects in these experiments were neither *informed* about the nature and consequences of these experiments, nor did they give *consent*.

### 1B2. Informed Consent

A comprehensive discussion of the importance of 'informed consent' in medical experimentation was presented in a journal Special Issue [Goodwin, 2016]. An excellent overview and rationale for informed consent in human experiments is shown in the following box (obtained from a booklet titled Informed Consent in Human Subjects Research), prepared by the Office for Protection of Research Subjects, University of Southern California (<https://oprs.usc.edu/training/booklets/>).

Informed Consent is a voluntary agreement to participate in research. It is not merely a form that is signed but is a process, in which the subject has an understanding of the research and its risks. Informed consent is essential before enrolling a participant and ongoing once enrolled. Informed Consent must be obtained for all types of human subjects' research including; diagnostic, therapeutic, interventional, social and behavioral studies, and for research conducted domestically or abroad. Obtaining consent involves informing the subject about his or her rights, the purpose of the study, the procedures to be undergone, and the potential risks and benefits of participation. Subjects in the study must participate willingly. Vulnerable populations (i.e. prisoners, children, pregnant women, etc.) must receive extra protections. The legal rights of subjects may not be waived and subjects may not be asked to release or appear to release the investigator, the sponsor, the institution or its agents from liability for negligence.

There are three important concepts in this definition: research, informed, and consent.

### Research

What is a research experiment? According to myriad Web sources, an experiment is a set of actions undertaken to

- make a discovery or
- test a hypothesis or
- demonstrate a known fact.

The first two of these can be classified as **research** experiments, and the third is a **demonstration** experiment. A further breakdown would be informative. There are **proactive** experiments, where established rules and procedures (the scientific approach) are used to plan, conduct, and report the experiment. There are **reactive** experiments, where the experiment is secondary to higher priority actions, and consequently is conducted and reported under more constrained conditions. The proactive experiments can be viewed generally as explicit or ‘a priori’, and the reactive experiments can be viewed generally as implicit or ‘a posteriori’.

Where does wireless technology implementation and operation fit in this research experiment categorization? Wireless technology implementation has two major characteristics: development and operation of a technology to achieve targeted technical goals (**explicit**), and conduct of an experiment that may result in serious adverse health impacts (**implicit**). Of interest in the current document is the experiment (**implicit**) component.

Identification of wireless radiation health effects will result from both proactive and reactive experiments. The proactive experiments are (mainly) the thousands of laboratory-based studies (performed to estimate wireless radiation health impacts) that have been reported in the biomedical literature. The reactive experiments are (mainly) those studies that have been done after the previous generations of mobile networking technologies have been implemented (usually epidemiology), and those studies that will be done after 5G is implemented.

Thus, 5G implementation can be viewed mainly as an implicit reactive **research** experiment with respect to identifying myriad adverse health effects on the exposed population. It will also have a **demonstration** component, confirming thousands of pre-5G research studies that have shown adverse health effects from wireless radiation in 5G and non-5G frequency ranges. Because these studies tend to under-estimate real-life effects of wireless radiation, the full scope of adverse health effects from 5G operation under real-life conditions are currently unknown. Ascertainment of these adverse health effects will require ‘a posteriori’ reactive research experiments after 5G implementation, under today’s 5G implementation scenario. A major concern, especially in the current environment of accelerating 5G implementation, is that serious longer-term latent health effects will be discovered **only after 5G has been fully implemented.**

## Informed

There is much information available in the open literature detailing the adverse health effects of wireless radiation. These adverse effects reflect the role of wireless radiation both as a *promotor/accelerator and/or initiator* of myriad biomedical abnormalities and serious diseases. However, the vast public is not informed (or is misinformed) of these adverse health effects by the:

- developers of wireless radiation systems,
- vendors of these systems,
- mainstream media
- government regulators of these systems, and
- Federal, State, and Local politicians who pass laws that accelerate implementation of these systems.

These stakeholders 1) **do not inform** the public of the demonstrated adverse effects of wireless radiation and, in many cases, 2) **misinform** the public that wireless radiation is safe from a health perspective.

## Consent

Many segments of the public **do provide** consent to be exposed to wireless radiation, because of its perceived benefits to them. A small amount of this consent may be informed, and the providers of this consent may be gambling that they can escape the adverse health effects. Most of the consent is probably not informed, since most people will not do the independent research required to gather in the relevant information on adverse health effects, but will rely on the government's and mainstream media's misleading assurances that wireless radiation is safe.

However, other segments of the public **do not provide** consent to be exposed to wireless radiation from these implemented technologies. Unlike other forms of toxic stimuli (e.g., cigarettes, cocaine, alcohol, etc), where exposures may be individual or very local, wireless radiation exposure is very large in extent. With the advent of the latest generation of wireless radiation (5G), there may be 1) small cell towers erected outside of every few houses, with the consequent radiation blanketing the environment, and 2) thousands of satellites blanketing the Earth's surface with wireless radiation. There are Federal laws that essentially prevent opposition to construction and operation of these small cell towers, and prevent opposition to the launching and operation of these satellites. Forcing exposure to this harmful wireless radiation on members of the public who do not provide consent is the cornerstone of wireless radiation implementation and operation being labeled unethical medical experimentation.

Its context differs from some other technologies with serious adverse effects, such as automotive technology and cigarette smoking. For the most part, users of these other technologies have been informed about potential serious consequences, and non-users are impacted minimally (at least today). Those users are able to make a more informed choice.

### 1B3. Examples of Unethical Medical Experimentation

Many books and articles have been written concerning horrific medical experiments (that were performed in the USA over the past century) without obtaining 'informed consent' from the test subjects. These books describe a wide spectrum of experiments. Individual readers could have different opinions on whether any of the individual experiments reported are more or less 'unethical' than those in the Nazi concentration camps, or whether they are 'unethical' at all. [Appendix 1](#) contains references to books and journal articles that describe some of these experiments (mainly, but not entirely, conducted in the USA or under USA auspices), based on Medline searches and Web sources. Like most research of this type, the conduct of the experiments and the experimental results are not advertised widely. I was not aware of most of these experiments prior to conducting the analysis on under-reporting of adverse events in my 2015 eBook "Pervasive Causes of Disease" [Kostoff, 2015].

The experiments reported in [Appendix 1](#) cover the full spectrum of toxic stimuli, including biological, chemical, and nuclear. These are the three types of toxic stimuli that constitute the core of Weapons of Mass Destruction (WMD). Interestingly, with all of the USA's concern about potential WMD attacks from Russia, China, Iran, and North Korea, we have completely overlooked the ongoing and exponentially increasing WMD attack on the Homeland that has been occurring for at least two decades: 24/7 spewing of harmful wireless radiation in almost every corner of the USA, with far more to come if 5G is implemented!

The copious references identified in [Appendix 1](#) are not the result of an exhaustive search; they were obtained after a very brief survey. There are undoubtedly many other examples (of 'unethical' medical experiments) published already that were missed by the survey. Given the odious nature of these experiments, there are probably far more experiments whose disclosure has not yet seen the light of day. As shown in the tobacco and asbestos examples in section 9C of Kostoff [2015], most of this information comes to light either from 1) whistleblowers or 2) 'discovery' resulting from lawsuits. In addition, some investigators may stumble across evidence of this type of 'unethical' research while doing relatively unrelated types of investigations.

Documentation of many types of 'unethical' medical experiments may:

- not have been done, or
- have been done and destroyed, or
- have been done but distorted to protect the miscreants.

This is why retrospective analysis of this type of 'research', which in many cases relies heavily on the printed word as 'proof', may be highly under-reflective of the full spectrum of what was actually done in these experiments (e.g., Stephen Kinzer's description of the records destroyed by the Head of the CIA's MK-Ultra program <https://www.c-span.org/video/?464648-1/poisoner-chief>).

While there are many stages of the medical research process that could be subjected to 'unethical' practices (e.g., those outlined in Chapter 9 of Kostoff [2015], including selection of the most important research problems for funding, conducting the research, disseminating the results of the research, etc), conducting the medical research experiments 'unethically' has received the most attention by far. The references in [Appendix 1](#), and additional books and journal and magazine articles on unethical medical research experiments, are testimony to this imbalance.

Books and articles only tell part of the larger story. A more representative reporting on the damage from any type of 'unethical' medical research would reflect the pain, suffering, and premature mortality resulting from the medical research experimentation. A simple estimate of the experiment's damage could be obtained by integrating the number of people affected by the 'unethical' medical experimentation and the degree of damage experienced by each person. This could be viewed as a 'weighted' impact of the adverse effects of the unethical medical experimentation.

In the most widely reported examples of 'unethical' medical research (the medical experiments performed in the Nazi concentration camps during WWII), perhaps a few thousand prisoners were involved; it is difficult to find accurate information for actual numbers of prisoners involved. Further, it is difficult to separate out the 1) many thousands of German citizens subjected to forced sterilization procedures starting in 1933 and 2) many deliberately exterminated in the concentration camps, from 3) those who suffered from the medical experiments in the camps and died as a result of the experiments alone.

In the references in [Appendix 1](#)

- some of the 'unethical' medical experiments described involved under a hundred test subjects,
- many of the 'unethical' medical experiments described tended to involve on the order of hundreds of test subjects (who did not provide 'informed consent'), and
- in some rarer cases, perhaps thousands of test subjects were involved.

Many of these experiments, in parallel with the spirit of the Nazi concentration camp experiments, involved people confined in large institutions who were (usually) not told the full story of the nature of the experiments, or, if they were told, either did not 1) understand it or 2) give 'informed consent'. These people were confined in prisons, the military service, mental institutions, children's institutions, etc.

***How do the above odious procedures in these references differ conceptually from the recent trend toward government effectively promoting/mandating implementation of wireless radiation infrastructure whose safety has not been demonstrated, but (a fraction of) whose adverse health effects have been widely demonstrated?***

Based on what has been reported in the experiments referenced in [Appendix 1](#) (which could in fact be the tip of a much larger unreported iceberg), perhaps on the order of 10,000-30,000 people may have been subjected to ‘unethical’ medical experiments in the past century (excluding those who unwittingly participated in clinical trials that were “off-shored” to (typically) developing countries with knowingly less stringent test subject protections [Kostoff, 2015, section 9D3]). A few thousand of these test subjects would have died prematurely, and most would have suffered unnecessarily. These, of course, are horrific numbers. Unfortunately, they pale in comparison to what can be expected if wireless radiation infrastructure is expanded domestically and globally to satisfy the requirements of 5G. The following box shows one estimate of potential adverse effects from wireless radiation.

One of the many adverse health effects of wireless radiation is cancer of the brain, especially gliomas. What approximate increases in glioma incidence can be expected from widespread expansion of wireless radiation?

There are different estimates of glioma incidence and trends in glioma incidence. For an approximate estimate, Rasmussen et al [2017] estimates the glioma incidence in the Danish population at about 7/100,000, a figure in line with other national and global estimates. Additionally, Phillips et al [2018] presents evidence of a 100% increase in Glioblastoma Multiforme from 1995-2015, a major component of glioma. Some of this increase may have been due to wireless radiation exposure, since that time period was associated with a major expansion of cell phone and other wireless device use. For approximate estimation purposes, assume the wireless-free glioma incidence to be about 5/100,000.

Hardell et al [2011] showed, in a case-controlled study, that glioma incidence doubled for those who starting using cell phones as adults (>20 years old), were ‘heavy’ users (>30 minutes per day), and used cell phones for more than ten years. Hardell also showed glioma incidence quadrupled for those who started using cell phones younger than twenty years old, were heavy users, and used cell phones for more than ten years.

If we apply Hardell’s conservative doubling estimate to all potential users, then we can expect an increased glioma incidence per year of about 5/100,000. By the time 5G is rolled out, the global population will be at least eight billion. If we assume  $\frac{3}{4}$  of the global population will be cell phone users and/or exposed to cell towers and other sources of wireless radiation, then about six billion people would be the pool for potential glioma victims from wireless radiation. Multiplying 5/100,000 by 6,000,000,000 yields 300,000 new cases of glioma/year.

***In one year, the deaths from glioma alone attributed to wireless radiation will swamp all the deaths from all the horrific unethical medical experiments of the twentieth century referenced in Appendix 1!***



This number was obtained using the most conservative estimates of Hardell and the incidence data, and it didn't take into account the increase in glioma incidence that would be expected as latency times increase. For smoking, the average latency period between initiation of smoking and lung cancer is between twenty and thirty years, depending on which database was examined. The fact that glioma incidence shows measurable increases after only a ten-year latency period should be most disturbing, and does not bode well for glioma incidences after a twenty, thirty, or forty-year latency!

Again, glioma is but one of the large numbers of adverse health effects potentially resulting from exposure to wireless radiation. Integrating over all the adverse health effects potentially resulting from the wireless radiation experiment would yield numbers of *experiment-based* premature deaths and enhanced suffering unparalleled in human history!

Given the magnitude of 5G projected global implementation, the numbers of people that will be exposed to this radiation, the numbers of people expected to suffer myriad adverse effects from this technology, and the lack of credible 'informed consent' from the vast majority of these people, we are well justified in calling global implementation of mobile networking technology **The Largest Unethical Medical Experiment in Human History!**

Finally, in the spirit of the 'unethical' medical experiments referenced in [Appendix 1](#),

***it is the poor and dispossessed who will suffer the most from wireless radiation exposure.***

This is because wireless radiation plays a dual role of *initiator* and *promoter/accelerator* of serious disease, as will be shown in the next chapter. In its *promoter/accelerator* role, it can accelerate the progression of existing serious diseases such as cancer, and/or, through synergy, can produce serious adverse health effects when combined with other toxic stimuli that neither constituent of the combination could produce in isolation.

Many toxic stimuli, such as harsh chemicals, biotoxins, ionizing radiation sources, vibrating machinery, prolonged sitting doing repetitive tasks, high air pollution, etc, are used/experienced by the poorest members of society in their occupations, and many toxic stimuli, such as air pollutants, toxic wastes, etc, are very prevalent in their residential environments. Thus, people who spray pesticides in farm labor or household applications, people who do cleaning with harsh chemicals, people who dispose of hazardous materials, basically, ***people who do the dirty work in our society and live in dirty environments***, are already leading candidates for higher risk of serious diseases. Adding a wireless radiation *promoter/accelerator* to their residential and occupational environments will radically increase their chances for developing serious diseases. Closing the 'digital divide' for them will translate to increased suffering and reduced longevity!

## Chapter 2 – Adverse Impacts of Wireless Radiation

### 2A. Overview

Wireless communications have been expanding globally at an exponential rate. The latest imbedded version of mobile networking technology is called 4G (fourth generation), and the next generation (5G) is in the early implementation stage. Neither 4G nor 5G have been tested for safety in any credible real-life scenarios. The current chapter assesses the medical and biological studies that have been performed and then published in the biomedical literature, and shows why they are deficient relative to identifying adverse health and safety effects.

However, even in the absence of the missing real-life components (which tend to exacerbate the adverse effects of the wireless radiation shown in the biomedical literature), the published literature shows there is much valid reason for concern about potential adverse health effects from both 4G and 5G technology. The studies reported in the literature should be viewed as extremely conservative, underestimating the adverse impacts substantially.

#### 2A1. The Context of Wireless Radiation Health and Safety Research

Before addressing the technical and biological details of wireless radiation health and safety research shown in the published literature, the context in which this literature has been generated will be discussed.

***The results shown in the literature cannot be separated from the context in which this research has been sponsored, conducted, and disseminated!***

In the USA (and in most, if not all, countries), the two major sponsors of wireless radiation health and safety research are the Federal government and the wireless radiation industry, in that order. Both of these organizations have a strong intrinsic conflict-of-interest with respect to wireless radiation.

#### 2A1a. Intrinsic Federal government wireless radiation conflict-of-interest

The Federal government is a strong **promoter** of wireless radiation infrastructure development and rapid expansion, most recently supporting accelerated implementation of 5G infrastructure. Every

- Congressional evaluation of 5G I have heard (or read),
- Congressperson's statement on 5G I have heard (or read),
- Presidential proclamation on 5G I have heard (or read), and
- FCC proclamation on 5G I have heard (or read),

has unabashedly supported the **most accelerated implementation of 5G infrastructure.**

The Federal government that ***promotes*** accelerated implementation of wireless radiation technology also 1) ***sponsors*** research examining the technology's potential adverse effects and 2) ***regulates*** the technology's potentially adverse impacts on the public. The fact that these development, regulation, and safety functions may be assigned to different Executive Agencies within the Federal government is irrelevant from an independence perspective.

***The separate Executive Agencies in the Federal government are like the tentacles of an Octopus; they operate synchronously under one central command.***

The wireless promoters' main objectives of developing and implementing the technology rapidly are enabled by suppressing knowledge (to the public) of potential adverse effects from the technology's operation. These fundamental conflicts impact the objectivity of the health and safety R&D sponsors and performers. Any ***Federal research sponsor*** of wireless radiation technology safety would be highly conflicted between 1) a desire to satisfy Executive and Legislative objectives of accelerating expansion of wireless radiation technology and implementation and 2) sponsoring objective research focused on identifying and reporting adverse effects of wireless radiation expected under real-life conditions. Likewise, any ***sponsored research performer*** addressing wireless radiation technology safety would be highly conflicted between 1) reporting the actual adverse effects expected under real-life conditions and 2) the desire to satisfy wireless radiation promotional objectives of the research sponsors in order to maintain long-range funding.

#### 2A1b. Intrinsic wireless radiation industry conflict-of-interest

The wireless radiation industry is obviously a strong promoter of accelerated development and implementation of wireless radiation devices and infrastructure, and is a sponsor of wireless radiation and safety research. ***Trillions of dollars in revenues are potentially at stake in successful promotion and adoption of wireless radiation infrastructure and technology!*** The industry's conflicts with respect to promotion and safety research are similar to those of the Federal government listed above.

The wireless industry's role in suppressing information about the adverse impacts of wireless radiation was described eloquently in a 2018 Nation article (<https://www.thenation.com/article/how-big-wireless-made-us-think-that-cell-phones-are-safe-a-special-investigation/>). As this exposé shows, studies on health effects were commissioned by the wireless radiation industry in the 1990s under the management of Dr. George Carlo. The adverse effects shown were downgraded and suppressed, in the spirit of similar suppression by the tobacco and fossil energy industries, as stated in the Nation article:

“Carlo’s story underscores the need for caution, however, particularly since it evokes eerie parallels with two of the most notorious cases of corporate deception on record: the campaigns by the tobacco and fossil-fuel industries to obscure the dangers of smoking and climate change, respectively. Just as tobacco executives were privately told by their own scientists (in the 1960s) that smoking was deadly, and fossil-fuel executives were privately told by their own scientists (in the 1980s) that burning oil, gas, and coal would cause a “catastrophic” temperature rise, so Carlo’s testimony reveals that wireless executives were privately told by their own scientists (in the 1990s) that cell phones could cause cancer and genetic damage. ....Like their tobacco and fossil-fuel brethren, wireless executives have chosen not to publicize what their own scientists have said about the risks of their products. On the contrary, the industry—in America, Europe, and Asia—has spent untold millions of dollars in the past 25 years proclaiming that science is on its side, that the critics are quacks, and that consumers have nothing to fear. This, even as the industry has worked behind the scenes—again like its Big Tobacco counterpart—to deliberately addict its customers. Just as cigarette companies added nicotine to hook smokers, so have wireless companies designed cell phones to deliver a jolt of dopamine with each swipe of the screen.”

While the wireless radiation industry doesn’t play a formal role in regulating the safety aspects of wireless radiation, it plays a strong de facto role. In addition to its lobbying efforts to minimize regulations on wireless radiation exposure levels, it plays a revolving-door role with respect to regulation.

The previous FCC Chairman had been President of the National Cable & Telecommunications Association (NCTA) and CEO of the Cellular Telecommunications & Internet Association (CTIA) before assuming his FCC Chairmanship. In recognition of his work in promoting the wireless industry, he was inducted into the Wireless Hall of Fame in 2003 and in 2009 ([https://en.wikipedia.org/wiki/Tom\\_Wheeler](https://en.wikipedia.org/wiki/Tom_Wheeler)). The present FCC Chairman served as Associate General Counsel at Verizon Communications Inc., where he handled competition matters, regulatory issues, and counseling of business units on broadband initiatives ([https://en.wikipedia.org/wiki/Ajit\\_Pai#cite\\_note-Bio-2](https://en.wikipedia.org/wiki/Ajit_Pai#cite_note-Bio-2)). As is the case with so many other Federal regulatory agencies [Kostoff, 2015-Chapter 9; 2016], the FCC is essentially an agency captured by industry [Alster, 2015]!

So, in the two most recent Administrations, under two supposedly very different Presidents, the FCC Chairmen had been, in different ways, lobbyists for the wireless radiation technology industry. Both were (and are) extremely ardent promoters of the most rapid acceleration of implementation of 5G infrastructure and associated devices and technologies.

## 2A1c. Relation of wireless radiation health and safety research to sponsors' and performers' conflicts-of-interest

The incentives for **sponsors** of wireless radiation health and safety research to fund studies that will help promote accelerated expansion of wireless radiation devices and infrastructure are many and the disincentives are essentially non-existent. Likewise, incentives for **performers** of wireless radiation health and safety research to conduct studies that will help promote accelerated expansion of wireless radiation devices and infrastructure are many and the disincentives are few. Because of this unfortunate reality,

***EVERY wireless radiation health and safety study/experiment whose results support the wireless radiation promotion objectives of the organization(s) that sponsor these studies must receive the highest level of scrutiny.***

There is not a credibility symmetry between studies whose results 1) support the promotional objectives of their sponsors or 2) do not support the promotional objectives of their sponsors. For studies/experiments of equally high research/scientific quality, those studies that do not support the promotional objectives of their sponsors should be assigned relatively higher credibility priority than those that do support the promotional objectives of their sponsors. This should not be interpreted as a lack of absolute credibility for studies that support the promotional objectives of their sponsors. Many may very well be credible, as discussed further in section [2F](#).

However, research findings opposing the promotional objectives of the sponsors may result in termination of further funding for the project, and adverse career and financial consequences for the performer(s). Conversely, research findings supporting the promotional objectives of the sponsors will most likely lead to continued and enhanced funding for the project, and very positive career and financial impacts for the performer(s). Therefore, high quality research studies whose results could impose serious career and financial risks for their performers should rank higher in the credibility chain.

These conflicts-of-interest of researchers who accept funding from wireless radiation promoters extend well beyond the papers and studies they publish. This category of wireless radiation researchers tends to populate the Advisory Committees that help set the exposure safety studies imposed by government regulatory agencies. Hardell has done a comprehensive evaluation of some of the more influential Advisory Committees [Hardell, 2017], especially ICNIRP and WHO, and has shown clearly the inter-locking linkages among these proxies of the wireless radiation promoters.

Operationally, the wireless radiation regulatory commissions, their advisory committees, their health and safety research sponsors, and some of the researchers sponsored by the wireless radiation promoters, along with the mainstream media, serve as ***the de facto marketing arm of the wireless radiation promoters***, in their attempts to mislead the public into believing wireless radiation under present day exposure limits is safe!

#### 2A1d. Relation of wireless radiation health and safety research to publishers' conflicts-of-interest

Some journal publishers of articles concerning health and safety effects of wireless radiation have similar conflicts of interest. Many journals are not independent from government or industry sponsorship, in whole or in part, directly or indirectly. This conflict-of-interest is addressed further in section [2E](#). These journals control the review process by which articles are selected for publication, and it is extremely easy for a journal to select articles for publication that will align strongly with the promotional interests of the organizations or people that contribute to their revenue stream. These direct or indirect journal sponsors include:

- Promotional organizations that contribute directly to the journals;
- Promotional organizations that contribute directly to professional societies that sponsor many of the 'leading' journals;
- Individuals who receive funding from industrial or governmental organizations promoting wireless radiation technology and who
  - contribute directly to the journals and/or
  - contribute to professional societies that sponsor many of the 'leading' journals

Anyone who has read thousands of wireless radiation journal article abstracts on health and safety would have little problem in identifying those journals that rarely publish results opposing the promotional objectives of government and industry (see Slesin [2006] for ***allegations*** of possible bias in one journal's publication patterns of microwave-induced genotoxic results). Equally, they would have little problem in identifying those authors or author institutions that even more rarely publish results opposing the promotional objectives of government and industry. If we take into account the credibility asymmetry between studies whose results 1) support the promotional objectives of their sponsors or 2) do not support the promotional objectives of their sponsors, then a much different picture of the wireless radiation health and safety research literature emerges. Many of the so-called conflicting results disappear when credibility weightings are applied, and the true serious adverse effects resulting from this harmful technology are shown in detail. The reader should keep this credibility asymmetry in mind when evaluating the myriad adverse health effects shown in sections [2D](#) and [2E](#).

## **2B. Wireless Radiation/Electromagnetic Spectrum**

This section overviews the electromagnetic spectrum, and delineates the parts of the spectrum on which this monograph will focus. The electromagnetic spectrum encompasses the entire span of electromagnetic radiation. The spectrum includes: ionizing radiation (gamma rays, x-rays, and the extreme ultraviolet, with wavelengths below  $\sim 10^{-7}$  m and frequencies above  $\sim 3 \times 10^{15}$  Hz); non-ionizing visible radiation (wavelengths from  $\sim 4 \times 10^{-7}$  m to  $\sim 7 \times 10^{-7}$  m and frequencies between  $\sim 4.2 \times 10^{14}$  Hz and  $\sim 7.7 \times 10^{14}$  Hz); non-ionizing non-visible radiation (short wavelength radio waves and microwaves, with wavelengths between  $\sim 10^{-3}$  m and  $\sim 10^5$  m and frequencies between  $\sim 3 \times 10^{11}$  to  $\sim 3 \times 10^3$  Hz; long wavelengths, ranging between  $\sim 10^5$  m and  $\sim 10^8$  m and frequencies ranging between  $3 \times 10^3$  and 3 Hz).

The low frequencies (3 Hz–300 KHz) are used for electrical power line transmission (60 Hz in the U.S.) as well as maritime and submarine navigation and communications. Medium frequencies (300 KHz–900 MHz) are used for AM/FM/TV broadcasts in North America. Lower microwave frequencies (900 MHz–5 GHz) are used for telecommunications such as microwave devices/communications, radio astronomy, mobile/cell phones, and wireless LANs. Higher microwave frequencies (5 GHz–300GHz) are used for radar and proposed for microwave WiFi, and will be used for ‘high-band’ 5G communications. Terahertz frequencies (300 GHz–3000 GHz) are used increasingly for imaging to supplement X-rays in some medical and security scanning applications [Kostoff and Lau, 2017; Kostoff, 2019a; Kostoff et al, 2020].

In the study of non-ionizing EMF radiation health effects reported in this monograph, the frequency spectrum ranging from 3 Hz to 300 GHz is covered, with particular emphasis on the high frequency communications component ranging from  $\sim 1$  GHz to  $\sim 300$  GHz. A previous review found that pulsed electromagnetic fields applied for relatively short periods of time could sometimes be used for therapeutic purposes, whereas chronic exposure to electromagnetic fields in the power frequency range ( $\sim 60$  Hz) and microwave frequency range ( $\sim 1$  GHz–tens GHz) tended to result in detrimental health effects [Kostoff and Lau, 2013, 2017]. Because of present concerns about the rapid expansion of new communications systems without adequate safety testing, more emphasis will be placed on the communications frequencies in this monograph.

## **2C. Modern Non-Ionizing EMF Radiation Exposures**

In ancient times, sunlight and its lunar reflections provided the bulk of the visible spectrum for human beings (with fire a distant second and lightning a more distant third). Now, many varieties of artificial light (incandescent, fluorescent, and light emitting diode) have replaced the sun as the main supplier of visible radiation during waking hours. Additionally, EMF radiation from other parts of the non-ionizing spectrum has become ubiquitous in daily life, such as from wireless computing and telecommunications. In the last two or three decades, the explosive growth in the cellular telephone industry has placed many residences in metropolitan areas within less than a mile of a cell tower. Future implementation of the next generation of mobile networking technology, 5G, will increase the cell tower geographical densities by an

order of magnitude. Health concerns have been raised about non-ionizing EMF radiation from (1) mobile communication devices, (2) occupational exposure, (3) residential exposure, (4) wireless networks in homes, businesses, and schools, and (5) other non-ionizing EMF radiation sources such as ‘smart meters’ and ‘Internet of Things’.

## 2D. Demonstrated Biological and Health Effects from Prior Generations of Wireless Networking Technology

### 2D1. Limitations of Previous Wireless Radiation Health Effects Studies

There have been two major types of studies performed to ascertain biological and health effects of non-ionizing radiation: laboratory and epidemiology. The laboratory tests provide the best scientific understanding of the effects of wireless radiation, but do not reflect the real-life operating environment in which wireless radiation is embedded. There are three main reasons that laboratory tests do not reflect real-life exposure conditions for human beings.

First, the laboratory tests have been performed mainly on animals, especially rats and mice. Because of physiological differences, there have been continual concerns about extrapolating small animal results to human beings. Additionally, while inhaled or ingested substances can be scaled from small animals to human beings relatively straight-forwardly, radiation may be more problematical. For non-ionizing radiation, penetration depth is a function of frequency, tissue, and other parameters, and radiation of a given wavelength could penetrate much deeper into the (small) animal’s interior than similar wavelength radiation in humans. Different organs and tissues would be affected, with different power densities.

Second, the typical incoming EMF signal for many/most laboratory tests performed in the past consisted of the single carrier wave frequency; the lower frequency superimposed signal containing the information was not always included. This omission may be important. As Panagopoulos states: “It is important to note that except for the RF/microwave carrier frequency, Extremely Low Frequencies – ELF’s (0–3000Hz) are always present in all telecommunication EMFs in the form of pulsing and modulation. There is significant evidence indicating that the effects of telecommunication EMFs on living organisms are mainly due to the included ELF’s.... While ~50% of the studies employing simulated exposures do not find any effects, studies employing real-life exposures from commercially available devices display an almost 100% consistency in showing adverse effects”. [Panogopoulos, 2019]. These effects may be exacerbated further with 5G: “with every new generation of telecommunication devices.....the amount of information transmitted each moment.....is increased, resulting in higher variability and complexity of the signals with the living cells/ organisms even more unable to adapt [Panogopoulos, 2019]”



Third, these laboratory tests typically involved one stressor (wireless radiation) and were performed under pristine conditions. This contradicts real-life exposures, where humans are exposed to multiple toxic stimuli, in parallel or over time. In perhaps five percent of the wireless radiation studies reported in the literature, a second stressor (mainly biological or chemical toxic stimuli) was added, to ascertain whether additive, synergistic, potentiative, or antagonistic effects were generated by the combination [Kostoff and Lau, 2013, 2017; Juutilainen et al, 2008; Juutilainen et al, 2006].

Combination experiments are extremely important because, when other toxic stimuli are considered in combination with non-ionizing EMF radiation, the synergies tend to enhance the adverse effects of each stimulus in isolation. In other words, combined exposure to 1) toxic stimuli and 2) non-ionizing EMF radiation translates into much lower levels of tolerance for each toxic stimulus in the combination relative to its exposure levels that produce adverse effects in isolation. So, the regulatory exposure limits for non-ionizing EMF radiation when examined in combination with other potentially toxic stimuli should be far lower for safety purposes than those derived from non-ionizing EMF radiation exposures in isolation [Kostoff et al, 2020].

Thus, almost all of the laboratory tests that have been performed are flawed with respect to demonstrating the full adverse impact of the wireless radiation. Either 1) non-inclusion of signal information or 2) using single stressors only 3) tends to underestimate the seriousness of the adverse effects from non-ionizing radiation. Excluding *both* of these phenomena from experiments, as was done in the vast majority of cases, tends to amplify this underestimation substantially. Therefore, the results (of adverse effects from wireless radiation exposure) reported in the biomedical literature should be viewed as 1) extremely conservative and 2) the very low ‘floor’ of the seriousness of the adverse effects, not the ‘ceiling’.

The epidemiology studies typically involved human beings who had been subjected to myriad known and unknown stressors prior to (and during) the study. The wireless radiation exposure levels from e.g. the cell tower studies reported in Kostoff and Lau [2017] associated with increased cancer incidence tended to be orders of magnitude lower than e.g. those exposure levels generated in the recent highly-funded NTP studies [Melnick, 2019] and other laboratory studies associated with increased cancer incidence. The inclusion of real-world effects in the cell tower studies most likely accounted for the orders of magnitude wireless radiation exposure level decreases that were associated with the initiation of increased cancer incidence.

Thus, the laboratory tests were conducted under very controlled conditions not reflective of the real-world, while the epidemiology studies were performed in the presence of many stressors, known and unknown, reflective of the real-world. The exposure levels of the epidemiology studies were, for the most part, uncontrolled.

## 2D2. Adverse Health Effects Identified in Major Review Studies

Many thousands of papers have been published over the past sixty+ years showing adverse effects from wireless radiation applied in isolation or as part of a combination with other toxic stimuli. Extensive reviews of these wireless radiation biological and health effects have been published, including [Belpomme et al, 2018; Desai et al, 2009; Di Ciaula, 2018; Doyon and Johansson, 2017; Havas, 2017; Kaplan et al, 2016; Kostoff and Lau, 2013, 2017; Kostoff et al, 2020; Lerchl et al, 2015; Levitt and Lai, 2010; Miller et al, 2019; Pall, 2016, 2018; Panagopoulos, 2019; Panagopoulos et al, 2015; Russell, 2018; Sage and Burgio, 2018; Van Rongen et al, 2009; Yakymenko et al, 2016; Bioinitiative, 2019].

In aggregate, for the high frequency (radiofrequency-RF) part of the spectrum, these reviews show that RF radiation below the FCC guidelines can result in:

- carcinogenicity (brain tumors/glioma, breast cancer, acoustic neuromas, leukemia, parotid gland tumors),
- genotoxicity (DNA damage, DNA repair inhibition, chromatin structure),
- mutagenicity, teratogenicity,
- neurodegenerative diseases (Alzheimer's Disease, Amyotrophic Lateral Sclerosis),
- neurobehavioral problems, autism,
- reproductive problems, pregnancy outcomes,
- oxidative stress, inflammation, apoptosis, blood-brain barrier disruption,
- pineal gland/melatonin production, sleep disturbance, headache,
- irritability, fatigue, concentration difficulties, depression, dizziness, tinnitus,
- burning and flushed skin, digestive disturbance, tremor, cardiac irregularities, and can
- adversely impact the neural, circulatory, immune, endocrine, and skeletal systems.

The effects range from myriad feelings of discomfort to life-threatening diseases. From this perspective, RF exposure is a highly pervasive cause of disease!

## 2D3. Adverse Health Effects from Open Literature Analysis

### 2D3a. Overview

To corroborate the findings from the major review studies of the previous section, an analysis of a representative sample of the wireless radiation adverse health effects literature was performed. A relatively simple query was used to retrieve records related to adverse health effects from wireless radiation. Some filtering was done to remove records that did not identify adverse health effects, but because of extensive use of titles (and sometimes abstracts) that discuss methodologies rather than results, some/many records were retrieved that did not demonstrate adverse health effects.

In all, 5311 records with abstracts were retrieved from Medline (Pubmed), and these records were categorized by three different methods: manual taxonomy; factor analysis taxonomy; text clustering taxonomy. The three methods and their results will be briefly summarized here, and the more detailed results, including category record titles, will be presented in Appendices 2-4.

### 2D3b. Manual taxonomy results

Based on the factor analysis (section 2D3c) and text clustering (2D3d) results, as well as reading thousands of abstracts from the full database, a manual taxonomy of adverse health effects from wireless radiation was constructed. [Appendix 2](#) presents this taxonomy ([Table A2-1](#)), and the titles of the records that were assigned to each category in the taxonomy. The record titles give a better appreciation for the contents of each category than the brief category heading.

This ***manual taxonomy is the most relevant*** (of the three taxonomies presented) to the main objective of identifying and categorizing specific adverse health effects from wireless technology, since it was not dependent on any algorithm to determine adverse effects categories and received a ***higher level of title filtering*** than the other two. [Table A2-1](#) (reproduced in the following) presents the categories in the taxonomy, and a strong condensation of the key phrases 1) used to define the category and 2) link to the record titles shown in [Appendix 2](#). A more detailed manual taxonomy, with orders-of-magnitude more phrases, is shown in [Appendix 2](#).

The adverse effects identified in the manual taxonomy cover those summarized in the comprehensive review analyses described previously, and go well beyond. While all the categories shown are problematical and harmful, the most researched categories with perhaps the most serious adverse effects are ***cancer/tumors, neurodegenerative diseases, reproduction problems, and genotoxicity***. Thus, even confining these results to the non-classified open literature, many of which are based on single stressor experiments that tend to downplay greatly real-life adverse effects, there is more than enough hard evidence that wireless radiation 1) ***can be extremely harmful in real-life environments***, and 2) ***needs to be subjected to orders-of-magnitude harsher exposure limitations*** than is the case today. In [Appendix 2](#), the categories in [Table A2-1](#) are hyperlinked to their respective record title sections.

**Table A2-1 – Manual Taxonomy**

<b>CATEGORY</b>	<b>KEY PHRASES</b>
<b>Cancer/Tumors</b>	cancer, leukemia, glioma, lymphoma, melanoma, Hodgkin's disease, tumor, acoustic neuroma, meningioma
<b>Neurodegenerative</b>	memory, central nervous system, learning, neurodegenerative, Alzheimer's disease, cognition, amyotrophic lateral sclerosis, dementia, epilepsy, multiple sclerosis, cognitive impairment, seizures, autism
<b>Reproduction</b>	pregnancy, reproductive, sperm, embryos, testicular, fertility, embryo, testosterone, infertility
<b>Genotoxicity</b>	DNA damage, genotoxic, micronuclei, mutagenic, strand breaks, chromatin, mutation, chromosome aberrations,
<b>Cardiovascular</b>	Cardiac, cardiovascular, pacemaker, implanted, Cardiovascular disease, arrhythmia, arterial blood pressure, ventricular fibrillation
<b>Immunity</b>	lymphocytes, immune system, immunity, leukocytes, antibodies, neutrophils, autoimmune, macrophage,
<b>Biomarkers</b>	apoptosis, oxidative stress, Malondialdehyde, reactive oxygen species, superoxide dismutase, lipid peroxidation, inflammation, oxidation, ornithine decarboxylase, barrier permeability, atrophy, C-reactive protein, oxidative damages
<b>Sensory Disorders</b>	auditory, acoustic, hypersensitivity, electromagnetic hypersensitivity, cataract, tinnitus, dermatitis, cataractogenic, pain sensitivity, pain threshold
<b>Discomfort Symptoms</b>	depression, anxiety, headache, dizziness, depressed, vertigo, nausea, low back pain
<b>Congenital Abnormalities</b>	malformations, teratogenic, congenital malformations, cleft palate,
<b>Circadian Rhythm and Melatonin</b>	melatonin, sleep, circadian, insomnia, pineal function
<b>Chronic Conditions</b>	metabolism, glucose, endocrine, cholesterol, Diabetes, calcium homeostasis, obesity

### 2D3b1. Adverse effects of wireless radiation on food chain

The above taxonomy (and its associated records) focuses on the direct linkage between wireless radiation exposure and biomarkers, symptoms, and diseases. As such, these effects can be viewed as direct effects. Equally important, but usually overlooked in any discussions of adverse effects of wireless radiation, are the indirect effects, especially those on the ecological infrastructure that supports human life.

An analogy to war and conflict may be instructive. When one examines the great wars and battles of human history, especially those that persisted for more than very short periods, the critical role of logistics in determining the outcome becomes obvious. Many wars/battles have been won or lost by the adequacy and timeliness of logistical supplies and support.

The struggle for survival of human life on Earth is similarly dependent on the logistical food supply chain. At the foundation of this supply chain (before the farmers become involved in harvesting its bounty) are the insects, seeds, flora, trees, etc, that enable the bountiful growth of the myriad potential foods. If the integrity of this foundational logistical supply chain is threatened in any way, then both the animals and plant products we consume become unavailable.

There is a substantial literature on the adverse impacts of wireless radiation on this foundational logistical supply chain. These adverse effects are from the pre-5G exposures, and would include enhanced coupling from the higher frequency harmonics. Many of these supply chain elements (e.g., insects, seeds, larvae, etc) are very small, and we could expect enhanced resonance/energy coupling from the shorter-wavelength 5G radiation when implemented. This indirect impact of wireless radiation may turn out to be at least as important (if not more important) as the direct impact of wireless radiation on human survival! At the [end of Chapter 3](#) are a few references showing the harmful effects of wireless radiation on the foundational food supply chain. They are the tip of the iceberg of a much larger literature on adverse effects of wireless radiation on the foundational food supply chain.

From a broader perspective, most of the laboratory experiment component of the wireless radiation adverse effects literature can be viewed as related to the foundational food supply chain. Much of this research is focused on mice, rats, insects, small birds, small fish, etc. These species tend to be prey of larger animals/fowl/fish, and eventually make their way to the human food table. Any environmental factor that affects the health of these species adversely will eventually impacts the humans who are at the end of that chain. In reality, we have accumulated a massive literature describing the adverse impacts of wireless radiation on myriad contributing components to our food supply, and the results do not bode well for our future ability to feed the existing world's population, much less the growing world's population!

## 2D3b2. Implants and Appendages

The adverse impacts of wireless radiation on myriad medical implants don't get much discussion in the literature, especially passive implants (defined below), and especially with regard to radiofrequency radiation. A number of articles in the database addressed non-organic implants, which are foreign bodies inserted into humans and animals for medical purposes. Non-organic implants addressed in the present database are typically not rejected by the immune system like organic foreign substances (although some adjuvants such as metal could induce autoimmune responses [Loyo et al, 2013]). Non-rejection does not mean they are safe, especially from exposure to wireless radiation.

There were two major types of implants covered by the database articles showing adverse effects: active implants that produced electrical signals mainly for controlling heart irregularities (e.g., pacemakers, defibrillators) and hearing deficiencies (e.g., cochlear implants), and passive metallic implants for structural support (e.g., dental implants, bone pins, plates, etc). Additionally, there are articles addressing adverse effects from wireless radiation in the vicinity of metallic appendages (e.g., metallic eyeglasses, metallic jewelry, etc).

The external EMF from microwaves (and other sources) could 1) impact the electrical operation of the active implants adversely, 2) increase the Specific Absorption Rate (SAR) values of tissue in the vicinity of the passive implants substantially because of resonance effects, and 3) increase the flow and acidity of saliva in the vicinity of dental structures. While the EMF effects on the cochlear implants could adversely affect auditory capability, EMF effects on the heart-related implants could potentially be life-threatening. The increased SAR values around the passive metal implants could result in increased tissue temperatures, and could adversely impact integration and longevity of the passive metallic implants.

In the mouth, the combination of 1) increased tissue temperatures in proximity to the implant or other orthodontic structures and 2) increased flow rate and acidity of saliva could lead to 3) increased leaching of heavy metals. Exposure to heavy metals is a major contributor to myriad chronic diseases [Kostoff, 2015]. The question then becomes: what other adverse health effects from the exposure of both the active and passive implants to increasing levels of wireless radiation have not been identified or addressed?

[Appendix 7](#) addresses this issue of wireless radiation adverse effects related to medical implants and appendages in more detail, and additionally addresses potential wireless radiation adverse effects on tissues imbedded (deliberately or inadvertently) with exogenous-based nanoparticles that effectively act as micro/nano-implants. These nanoparticle-imbedded tissues may have the potential for enhanced energy absorption from the incoming RF signal, and may exhibit potentially harmful thermal transients (over and above the potential thermal transients resulting from the pulsed high peak-to-average power of the RF signal) that would be camouflaged under the wide averaging time periods in the FCC Guidelines.

### 2D3c. Factor analysis taxonomy results

The 5,311 records in the retrieved and *partially* filtered adverse health effects database were imported into the VP software [VP, 2019], and a factor analysis was performed. Thousands of MeSH Headings extracted by the VP software were inspected visually, and those directly applicable to adverse health effects were selected. The software then used these selected MeSH Headings to generate a factor matrix, which identified the main adverse health effects themes of the database. [Appendix 3](#) presents this taxonomy ([Table A3-1](#)), and the titles of the records that were assigned to each category in the taxonomy. The titles give a better appreciation for the contents of each category than the brief category heading.

Table A3-1 (reproduced from Appendix 3) follows. It presents the factors/categories in the taxonomy, and the key MeSH Headings used to define the factor/category and link to the record titles shown in [Appendix 3](#). In [Appendix 3](#), the factors in [Table A3-1](#) are hyperlinked to their respective record titles.

**Table A3-1 - Factor Analysis Taxonomy**

<b>FACTOR THEME</b>	<b>MESH HEADINGS</b>
<b>1 Electromagnetic hypersensitivity and inflammation</b>	C-Reactive Protein, Liver Diseases, Thyroid Diseases, Inflammation, Tonsillitis, Hypersensitivity
<b>2 Coronary artery disease</b>	Plaque, Atherosclerotic, Coronary Artery Disease, Diabetes Mellitus, Carotid Artery Diseases, Inflammation, Hypertension
<b>3A Congenital abnormalities</b>	Cleft Lip, Cleft Palate, Calcification, Physiologic, Congenital Abnormalities
<b>3B Mammary tumors</b>	Fibroadenoma, Adenoma, Mammary Neoplasms, Animal, Mammary Neoplasms, Experimental, Adenocarcinoma
<b>4 Male infertility</b>	Sperm Count, Spermatozoa, Sperm Motility, Semen, Testis, Infertility, Male, Spermatogenesis, Testosterone, Fertility
<b>5 Brain neoplasms</b>	Meningioma, Glioma, Meningeal Neoplasms, Neuroma, Acoustic, Brain Neoplasms, Glioblastoma, Neoplasms, Radiation-Induced, Neuroma, Cranial Nerve Neoplasms, Parotid Neoplasms, Central Nervous System Neoplasms
<b>6 Sensory disorders</b>	Burning Mouth Syndrome, Taste Disorders, Skin Diseases, Mouth Diseases, Dizziness, Vision Disorders, Hypersensitivity, Delayed, Fatigue
<b>7 Breast neoplasms</b>	Carcinoma, Lobular, Carcinoma, Ductal, Breast, Breast Neoplasms, Male, Adenoma
<b>8 Oxidative stress</b>	Oxidative Stress, Malondialdehyde, Glutathione Peroxidase, Lipid Peroxidation, Reactive Oxygen Species, Apoptosis, DNA Damage, Nitric Oxide, Protein Carbonylation
<b>9 Neurodegenerative diseases</b>	Parkinson Disease, Neurodegenerative Diseases, Alzheimer Disease, Amyotrophic Lateral Sclerosis, Motor Neuron Disease, Occupational Diseases, Dementia, Brain Diseases, Dementia, Vascular
<b>10 Cerebrovascular disorders</b>	Cerebrovascular Disorders, Dementia, Migraine Disorders, Tinnitus, Headache, Sleep Wake Disorders, Carotid Artery Diseases, Alzheimer Disease, Dementia, Vascular



<b>11 Congenital abnormalities and glandular-based tumors</b>	Cleft Lip, Cleft Palate, Fibroadenoma, Adenoma, Calcification, Physiologic, Mammary Neoplasms, Animal, Mammary Neoplasms, Experimental, Adenocarcinoma
<b>12 Skin neoplasms</b>	Carcinoma, Basal Cell, Carcinoma, Squamous Cell, Skin Neoplasms, Cocarcinogenesis, Neoplasms, Experimental, Neoplasms, Radiation-Induced, Colonic Neoplasms
<b>13 Leukemia</b>	Leukemia, Myeloid, Acute, Leukemia, Lymphocytic, Chronic, B-Cell, Leukemia, Myelogenous, Chronic, BCR-ABL Positive, Leukemia, Myeloid, Leukemia, Multiple Myeloma, Lymphoma, Leukemia, Radiation-Induced, Acute Disease, Liver Neoplasms, Experimental, Central Nervous System Neoplasms
<b>14 Precancerous conditions</b>	Atrophy, Precancerous Conditions, Hyperplasia, Hypersensitivity, Delayed, Thymus Gland, Capillary Permeability, Lymphoma
<b>15 Circadian Rhythm</b>	Melatonin, Circadian Rhythm, Pineal Gland
<b>16 Eye diseases</b>	Eye Diseases, Cataract, Vision Disorders, Sensation Disorders, Neurotic Disorders, Lens, Crystalline, Corneal Diseases, Edema, Hematologic Diseases
<b>17 Electromagnetic interference in implanted electronic devices</b>	Tachycardia, Ventricular, Ventricular Fibrillation, Death, Sudden, Cardiac, Arrhythmias, Cardiac
<b>18 Liver Neoplasms</b>	Liver Neoplasms, Carcinoma, Hepatocellular, Neoplasm Recurrence, Local, Lymphatic Metastasis
<b>19 Symptoms of discomfort</b>	Headache, Dizziness, Fatigue, Depression, Anxiety, Tremor, Sleep Wake Disorders, Neurotic Disorders, Stress, Psychological, Anxiety Disorders, Nervous System Diseases
<b>20 Neoplasms</b>	Lung Neoplasms, Ovarian Neoplasms, Pituitary Neoplasms, Lymphoma, Prostatic Neoplasms, Colonic Neoplasms, Carcinoma, Breast Neoplasms, Hematologic Neoplasms, Neoplasms, Liver Neoplasms, Cell Transformation, Neoplastic, Nervous System Neoplasms

## 2D3d. Text clustering taxonomy results

The 5,311 records in the retrieved and *partially* filtered adverse health effects database were imported into the CLUTO software [CLUTO, 2019], and a text clustering was performed. Forty-eight lowest level clusters were selected, based on theme resolution desired (average ~100 records per lowest level category). [Appendix 4](#) presents this taxonomy ([Table A4-1](#), [Table A4-2](#)), and the titles of the records that were assigned to each lowest-level category in the taxonomy. The titles give a better appreciation for the contents of each category than the brief category theme shown.

Table A4-1 (reproduced from the Appendix) presents the high-level clusters in the taxonomy, and the cluster themes. In [Appendix 4](#), the fourth-level clusters in [Table A4-2](#) (repeated from the fourth level shown in Table A4-1) are hyperlinked to their respective record titles.

**Table A4-1 - CLUTO-Based Text Clustering Taxonomy – Top Levels**

<b>SECOND LEVEL</b>	<b>FOURTH LEVEL</b>
Cluster 92 (2561) – Adverse effects of wireless radiation at cellular level, including radiation absorption at different frequencies	Cluster 78 (912) - Adverse impacts of wireless radiation, especially on cataracts, cells, and cognitive functions
	Cluster 79 (428) - Microwave radiation absorption at different frequencies
	Cluster 82 (529) - Adverse effects of mobile phone radiation, especially oxidative stress
	Cluster 84 (692) - Genotoxic effects of radiofrequency radiation
Cluster 93 (2750) – Adverse health effects of EMF on humans, especially cancer and neurodegenerative diseases, and on implanted electronic devices	Cluster 81 (673) - Adverse impacts of power-line EMF
	Cluster 85 (540) - Adverse impacts of low-frequency EMF, emphasizing cancer and neurodegenerative diseases
	Cluster 83 (668) – Adverse effects of mobile phone use, especially brain tumors, and brain and neural function
	Cluster 89 (869) - Human health risks from electromagnetic radiation, including adverse effects on implanted electronic devices, and possible protections

Note: Numbers in parentheses reflect numbers of records in cluster

## 2D3e. Wireless radiation adverse health effects in closed literatures

It should be re-emphasized at this point that almost all of the wireless radiation findings reported above reflect what is published in the open literature. That tends to emphasize basic research, and tends to be produced by academia, with its strong incentives for publication.

There's a much larger world of effort centered around wireless radiation technology and engineering development (for surveillance, communications, and weaponry) performed in organizations that have 1) few incentives to publish and 2) many prohibitions against publication due to classification and/or proprietary issues. Publication of adverse effects of these wireless systems could have severe financial consequences for all the stakeholders involved, and could result in potential military operational constraints as well.

The Federal government and industry who sponsor and many times conduct these advanced wireless radiation technology studies and demonstrations have 1) strong incentives to classify and proprietarize any results detrimental to their promotional activities and 2) no incentives to release results showing serious adverse health effects from wireless radiation to the public!

Consider the example shown in [section 2D4](#) concerning the Zalyubovskaya [1977] reference, derived from Kostoff [2019a]. It shows some 1970s Soviet studies on EMF effects, including millimeter-wave effects, that were classified for 35 years until declassification in 2012. If relatively benign studies like those were classified for 35 years, one can only imagine the more serious studies that remain classified until this day. Or, Soviet studies that were not presented in an open forum because of their sensitivity. Or, USA studies that were performed decades ago (or recently), and remain classified to this day.

Also, consider the following example, which came to light relatively recently.

On 30 October 2019, an article was published suggesting the presence of cancer clusters among military pilots [<https://www.mcclatchydc.com/news/nation-world/national/national-security/article236413708.html>]. This may be the tip of the iceberg, since there are latency periods preceding the emergence of these cancers. It is unclear how well the health conditions of these pilots are tracked once they leave the service (according to the article), or, more specifically, ***how well the public is informed*** as to how well the health conditions of these pilots are tracked once they leave the service, and, if they are tracked, what the results of this tracking are. If there is tracking, who is funding the tracking, and what is its objectivity?

Severe recruiting consequences would result if it were shown that these serious diseases are in fact associated with exposures to on-board avionics and other stressors unique to the aircraft environment (EMF in combinations with other unique stressors [chemicals, psychological stress, high and low-G forces, etc] that performance aircraft crews face). It would be valuable to get EMF exposure data (***using an independent assessment***) under myriad flight conditions for many different military aircraft, with all the onboard avionics in full operation.

A similar article generated by the same organization addressing RF exposures of military pilots [<https://www.mcclatchydc.com/news/nation-world/national/national-security/article237797304.html>] complements the information contained in the above example, as shown in the following:

The largest Grumman measurement reported in the article translates to ***300 million microwatts/square meter!*** This is thirty times today's FCC general public exposure limit, which itself is three-four orders-of-magnitude above levels shown by the cell tower studies to increase cancer incidence substantially. In parallel, the pilots are also being exposed to myriad other toxic stimuli, including EMF of other frequencies, cosmic radiation, perhaps fuel odors, etc, increasing the possibility of adverse effect synergies.

These may be the tip of the iceberg of RF exposure measurements done in the aircraft cabin, and there is no evidence that these were the highest occurring exposures. These types of exposure measurements rarely, if ever, see the light of day in the open literature, and are not advertised (for obvious purposes) by government-industry.

Additionally, while the gold coating mentioned may have kept a substantial amount of external RF from entering the cabin, it also would have delayed RF (that was internally generated or entered the cabin through non-gold coated non-metallic avenues) from leaving the cockpit, mirroring a hohlraum effect.

This cockpit problem reflects a disturbing trend. The military services became network-centric decades ago. They are almost completely dependent on wireless communications and wireless detection/surveillance for all their operations. If they were to allow their labs and contractors to report the possible damage from the levels of exposures happening in the field and at their facilities, potentially resulting in much lower wireless radiation exposure limits, they would be forced to eliminate many decades of so-called advances in their weaponry and operations. It could also impact their recruitment efforts adversely. No different in kind from their civilian counterparts, although the military may be operating at higher exposure levels because of their ultra-high-performance requirements.

So, while the adverse health effects of wireless radiation listed above in the monograph are very serious in their own right, they may be just the tip of the iceberg of the totality of adverse health effects that have actually been demonstrated if the non-published or classified studies had been taken into account.

## 2D4. Adverse Wireless Radiation Health Effects from Former USSR Literature Analysis

### 2D4a. Overview

The Former Soviet Union/USSR was a major player in biomedical research on health effects of non-ionizing radiation (both adverse and therapeutic) since at least the 1950s, and perhaps well before. Some/much of the work was published in the Soviet open literature, and available in Russian. Some/much of it was translated by USA intelligence agencies, and later declassified. Some may still be classified. The major difference between the USA and Soviet research on adverse effects of wireless radiation appears to be emphasis on thermal (USA) vs athermal (Soviet) effects. This difference is reflected in the different wireless radiation exposure limits imposed by each government.

### 2D4b. Glaser and Dodge review of East European radiofrequency literature

Glaser and Dodge addressed this issue within a comprehensive review of East European radiofrequency and microwave radiation literature [Glaser and Dodge, 1976], as follows:

#### **THERMAL VS ATHERMAL EFFECTS – USA-USSR**

“The most significant difference between East and West relative to biological mechanisms of effects of microwaves concerns the question of thermogenic versus nonthermogenic (or athermal) effects.....The traditional Soviet and East European view from the earliest publications of bio-studies has been that microwave and radio frequency fields can functionally, and even morphologically in some cases, alter the organism at field flux or power densities below those which cause measureable heating in tissues or biological substrates. Thus, reversible changes in behavior, physiological function, and microstructures are frequently reported at power densities of microwatts per square centimeter ( $\mu\text{W}/\text{cm}^2$ ), well below the Western world’s “safe” exposure level of 10 milliwatts per square centimeter ( $10 \text{ mW}/\text{cm}^2$ ).....In contrast, the prevailing Western view, particularly in the United States, is that the effects of microwave and radio frequency fields are attributable only to the heating mechanism of those fields which are generally encountered at power densities in excess of  $10 \text{ mW}/\text{cm}^2$ .....

The disparity between Eastern and Western views in this respect finds its most eloquent expression in daily occupational exposure standards for microwaves. In the Soviet Union and some East European countries, the standard for an occupational exposure day is  $0.01 \text{ mW}/\text{cm}^2$ .....In the United States and some Western European countries, the value for continuous exposure is  $10 \text{ mW}/\text{cm}^2$ .

Prior to 1953, it was believed that  $100 \text{ mW}/\text{cm}^2$  was the lowest level at which significant biological damage would occur.....Thus,  $10 \text{ mW}/\text{cm}^2$  is approximately one tenth the level calculated to cause significant heating in human tissues, and agrees with physiologic and metabolic calculations . Intermediate standards between these values are practiced by some European countries.....”

This conclusion, presented 43 years ago in print, is particularly disheartening. Despite all the evidence of adverse athermal effects of wireless radiation that was generated prior to 1976 (especially in the USSR, but in the USA as well), and the voluminous evidence (of adverse athermal effects of wireless radiation) that has been reported from global research since 1976, the USA government (along with many others) has refused to recognize the credibility of these athermal wireless radiation effects in the setting of regulatory exposure standards.

#### 2D4c. Glaser review of global radiofrequency literature circa 1972

What was the state of the open literature on adverse health effects of wireless radiation in the 1970s, including what was known about Soviet and East European research? One partial answer can be gleaned from a very comprehensive review of the global radiofrequency and microwave biomedical effects literature published as a DTIC report in 1972 [Glaser, 1972]. The abstract of this report states in part:

“More than 2300 references on the biological responses to radio frequency and microwave radiation, published up to April 1972, are included in this bibliography of the world literature. Particular attention has been paid to the effects on man on non-ionizing radiation at these frequencies. The citations are arranged alphabetically by author, and contain as much information as possible so as to assure effective retrieval of the original documents. ***Soviet and East European literature is included in detail.*** An outline of the effects which have been attributed to radio frequency and microwave radiation is included as Chapter 1.”

The effects mentioned in the last sentence have been converted to a more readable form by Dr. Magda Havas on her outstanding Web site (describing decades of global research on wireless radiation health effects) [Havas, 2019]. As stated on her Web site, Dr. Havas has obtained hard copies of Dr. Glaser’s references from Dr. Glaser, and is in the process of scanning them and making them available to a wider audience. Dr. Havas’ summary of the effects mentioned in the last sentence of the box above is repeated in the following table:

CATEGORY	ADVERSE EFFECTS
<b>A. Heating of Organs*</b> <b>[Applications: Diathermy, Electrosurgery, Electrocoagulation, Electrodesiccation, Electrotomy]</b>	This includes heating of the whole body or part of the body like the skin, bone and bone marrow, lens of the eye with cataracts and damage to the cornea; genitalia causing tubular degeneration of testicles; brains and sinuses; metal implants causing burns near hip pins etc. These effects are reversible except for damage to the eye.

<b>B. Changes in Physiologic Function</b>	This includes contraction of striated muscles; altered diameter of blood vessels (increased vascular elasticity), dilation; changes in oxidative processes in tissues and organs; liver enlargement; altered sensitivity to drugs; decreased spermatogenesis leading to decreased fertility and to sterility; altered sex ratio of births in favor of girls; altered menstrual activity; altered fetal development; decreased lactation in nursing mothers; reduction in diuresis resulting in sodium excretion via urine output; altered renal function; changes in conditioned reflexes; decreased electrical resistance of skin; changes in the structure of skin receptors; altered rate of blood flow; altered biocurrents in cerebral cortex in animals; changes in the rate of clearance of tagged ions from tissues; reversible structural changes in the cerebral cortex and diencephalon; changes in electrocardiographs; altered sensitivity to light, sound, and olfactory stimuli; functional and pathological changes in the eyes; myocardial necrosis; hemorrhage in lungs, liver, gut and brain and generalized degeneration of body tissue at fatal levels of radiation; loss of anatomical parts; death; dehydration; altered rate of tissue calcification.
<b>C. Central Nervous System Effects</b>	This includes headaches; insomnia; restlessness (daytime and during sleep); changes in brain wave activity (EEG); cranial nerve disorders; pyramidal tract lesions; disorders of conditioned reflexes; vagomimetic and sympathomimetic action of the heart; seizure and convulsions.
<b>D. Autonomic Nervous System Effects</b>	Altered heart rhythm; fatigue, structural alterations in synapses of the vagus nerve; stimulation of the parasympathetic nervous system leading to Bradycardia and inhibition of the sympathetic nervous system.
<b>E. Peripheral Nervous System Effects</b>	Effects on locomotor nerves.
<b>F. Psychological Disorders</b>	Symptoms include neurasthenia (general bad feeling); depression; impotence; anxiety; lack of concentration; hypochondria; dizziness; hallucinations; sleepiness or insomnia; irritability; decreased appetite; loss of memory; scalp sensations; fatigue; chest pain, tremors.
<b>G. Behavioral Changes in Animals Studies</b>	Effects include changes in reflexive, operant, avoidance and discrimination behaviors
<b>H. Blood Disorders</b>	Effects include changes in blood and bone marrow; increased phagocytic and bactericidal functions; increased rate of hemolysis (shorter lifespan of cells); increased blood sedimentation rate;

	decreased erythrocytes; increased blood glucose concentrations; altered blood histamine content; changes in lipids and cholesterol; changes in Gamma Globulin and total protein concentration; changes in number of eosinophils; decrease in albumin/globulin ratio; altered hemopoiesis (rate of blood corpuscles formation); leukopenia (increased number of white blood cells and leukocytosis; reticulocytosis (increase in immature red blood cells).
<b>I. Vascular Disorders</b>	This includes thrombosis and hypertension.
<b>J. Enzyme and Other Biochemical Changes (in vitro)</b>	Changes in the activity of cholinesterase (also in vivo); phosphatase; transaminase; amylase, carboxydismutase; denaturation of proteins; inactivation of fungi, viruses, and bacteria; killed tissue cultures; altered rate of cell division; increased concentration of RNA in lymphocytes and decreased concentration of RNA in brain, liver and spleen; changes in pyruvic acid, lactic acid and creatinine excretions; changes in concentration of glycogen in liver (hyperglycemia); altered concentration of 17-ketosteroids in urine.
<b>K. Metabolic Disorders</b>	Effects include glycosuria (sugar in urine); increase in urinary phenols; altered processing of metabolic enzymes; altered carbohydrate metabolism.
<b>L. Gastro-Intestinal Disorders</b>	Effects include anorexia; epigastric pain; constipation; altered secretion of stomach digestive juices.
<b>M. Endocrine Gland Changes</b>	Effects include altered functioning of pituitary gland, thyroid gland (hyper-thyroidism and enlarged thyroid, increased uptake of radioactive iodine), and adrenal cortex; decreased corticosteroids in blood; decreased glucocorticoid activity; hypogonadism (with decreased production of testosterone).
<b>N. Histological Changes</b>	Changes in tubular epithelium of testicles and gross changes.
<b>O. Genetic and Chromosomal Changes</b>	Effects include chromosomal aberrations (shortening, pseudochiasm, diploid structures, amitotic divisions, bridging, "stickiness"; irregularities in chromosomal envelope); mutations; mongolism; somatic alterations (not involving nucleus or chromosomes); neoplastic diseases (tumors).
<b>P. Pearl Chain Effect</b>	This refers to intracellular orientation of subcellular particles and orientation of cellular and other (non-biologic particles, i.e. mini magnetics) affecting orientation of animals, birds, and fish in electromagnetic fields.
<b>Q. Miscellaneous Effects</b>	These include sparking between dental fillings; metallic taste in mouth; changes in optical activity of colloidal solutions; treatment for



	<p>syphilis, poliomyelitis, skin diseases; loss and brittleness of hair; sensations of buzzing, vibrations, pulsations, and tickling about head and ears; copious perspiration, salivation, and protrusion of tongue; changes in the operation of implanted cardiac pacemakers; changes in circadian rhythms.</p>
--	---

Thus, much was known about the adverse health effects of both thermal and athermal high-frequency wireless radiation even in the early 1970s (Glaser's review did not address lower frequency radiation effects, although we now know these lower frequency effects could be equally damaging as those from high frequency), but this long-standing knowledge has not translated into adequate protections for the public from wireless radiation, both in the USA and the rest of the world.

#### 2D4d. Joint Publications Research Service translations of East European research

Another avenue of insight into Soviet and East European research in the 1970s era was provided by the Joint Publications Research Service (JPRS). A description of this organization follows [<https://guides.library.harvard.edu/jprs>]:

<p>The United States Joint Publications Research Service is a government agency which translates foreign language books, newspapers, journals, unclassified foreign documents and research reports. Approximately 80% of the documents translated are serial publications. JPRS is the largest single producer of English language translations in the world. More than 80,000 reports have been issued since 1957, and currently JPRS produces over 300,000 pages of translations per year.</p>
--

<p><b>In its early years JPRS concentrated heavily on scientific and technical material from communist countries. Gradually coverage has broadened to include more non-scientific materials.</b></p>
--

#### 2D4d1. Maritime occupational radiofrequency exposures in USSR

One of the Soviet technical books translated by the JPRS is listed on Dr. Havas' Web site [<https://magdahavas.com/pick-of-the-week-15-russian-translations-on-biological-effects-of-magnetic-fields-and-radio-frequency-radiation/>]. This book [Kulikovskaya, 1970] is important because it shows the levels of wireless radiation to which Soviets in some occupations were exposed fifty years ago, numbers that many wireless radiation proponent countries do not readily advertise. Whether these exposures are greater or less today is unclear; powers may be higher, but shielding may be better.

In the introductory section of Chapter IV (Biological Effect of Radio Waves – p.70), the following statement is made:

“Foreign researchers are giving basic attention to the effect of electromagnetic radio waves beginning with the thermal effect, that is, heating the animate organism by the field energy.

The research performed in our country, in contrast to foreign research, is based on a complex of dynamic studies of the reactions of the organism to the effect of low irradiation intensities, and, especially, in the superhighfrequency range, recognition of the cumulative biological effect in the case of chronic exposure to low power flux densities.”

This quoted statement confirms the statement of Glaser and Dodge in section 2D4b above. Since the bulk of the references in Kulikovskaya’s book are from the 1950s and 1960s, one can surmise that *a decision was made by the Western powers (especially the USA, who led the Western powers at that time) seventy years ago to downplay the adverse effects of athermal wireless radiation, and promote the false concept that only the thermal effects of wireless radiation are responsible for biomedical damage.* The decision-makers from the Western powers recognized seventy years ago that *wide-ranging wireless communications and surveillance were not possible if biologically protective exposure limits were promulgated.* Through countless Administrations and Legislatures since the days of President Eisenhower, all USA (and most foreign) decision-makers have presented a consistent and unified front promoting increased exposure to wireless radiation at the expense of the health of the nation’s citizens!

The following table shows examples (from Kulikovskaya [1970]) of maximum levels of exposure to wireless radiation for Soviet citizens working in the marine environment. The maximum electric field exposure levels exceed the Soviet regulatory limits at that time (which were up to an order-of-magnitude lower than the USA regulatory limits) by up to two orders-of-magnitude!

To place these numbers in perspective, the Building Biologists’ recommendations for safe long-term exposure limits in these frequency ranges is less than one volt per meter (<https://mdsafetech.org/conversion-and-exposure-limits-emr-emf/>). Thus, the reported exposures exceed safe levels by two-three orders of magnitude.

The research was performed at the Laboratory of Physical Factors of the State Scientific Research Institute of Labor Hygiene and Professional Diseases. The exposure levels reported are what the Soviet government was willing to release to the public. Whether they were the most severe exposures experienced by members of the civilian and military fleets remains unknown. In terms of personnel recruitment for these jobs, it was/is not in the government’s (Soviet or otherwise, including USA) best interests to release to the public exposure levels that would show these jobs to be highly dangerous to health. The book attempts to make the point that most exposures experienced by maritime personnel are much lower than the maximum, probably to assuage the public. The results are disturbing nevertheless, and should be viewed as the ‘floor’ of exposures to be expected relative to measurements made by an 1) ***independent objective group*** 2) ***on location during operations*** 3) ***without having given advanced notice!***

REGION	FREQ RANGE MHz	MAX EXPOS V/m	EXP LIMIT V/m
<b>Electromagnetic Fields Near Tube Generators for High-Frequency Heating of Metals (P.23)</b>	.06-.8	1,000+	20
<b>Electromagnetic Waves Near Tube Generators for High-Frequency Heating of Dielectrics (P.26)</b>	10-30	500+	20
<b>Electromagnetic Fields in the Radio Rooms of Ships (P. 29)</b>	.3-23		
Passenger Ships (P. 32)	.4-.8	2,000	20
Ships of the Tanker Fleet (P. 36)	.4-.8	2,000	20
Dry Cargo Ships (P. 37)	.4-.8	1,600	20
Ships of the Auxiliary Fleet (P. 40)	.4-.8	420	20
<b>Electromagnetic Fields of Radio Communications Antennas on the Decks and Superstructures of Ships (P. 44)</b>	.3-3	880	20
“In conclusion, it can be stated that the highest intensity of an electric field up to hundreds and sometimes <i>thousands and more volts per meter</i> occurs near the antenna drops and metal masses on the top bridges and decks during operation of a medium wave radio. Here, the magnetic component of the field can reach <i>ten and even fifteen amps/meter.</i> ” P. 52)			
<b>Superhigh Frequency Electromagnetic Fields of Radar Antennas on the Decks of Ships (P. 52)</b>	3,000-15,000		
“Studies of the conditions of irradiation of the deck crew with superhigh-frequency fields performed on ships for various purposes show that when the radar antennas are installed on columns 1.2-2.5 meters above the deck of the top bridge, the power flux density can be hundreds and sometimes <i>thousands of microwatts per square centimeter.</i> ” (P. 54)			
<b>Some Adverse Health Effects of Marine Radio Operators (P. 80)</b>			
“The conditions of labor of marine radio operators are least favorable..... a relatively large number of people with various diseases appear among radio operators. Thus, out of 215 radio operators, 50 had chronic diseases (23.2 percent).....The primary disruption of the state of health of ship radio operators is damage to the organs of sight.....Among the diseases of the cardiovascular system occurring in ship radio operators, hypertonic disease. myocardial dystrophy and disruption of the blood circulation in the brain play the leading role. All radio operators suffering from diseases of the cardiovascular system are young (from 30 to 35 years old) with five to 10 years of service. Among the diseases of the nervous system encountered in them, functional disorders of the central nervous system, vegetative neurosis, and neurasthenic syndrome are noted.....Thus, it is possible to consider it established that the largest number of people with health impairments occur among ship radio operators as compared to other marine professions.”			

2D4d2. Biomedical effects of millimeter-wave exposures in some USSR research

Additionally, consider the following USSR reference [Zalyubovskaya, 1977] translated by the JPRS and published as a classified document in 1977.

**SYSTEMIC ADVERSE EFFECTS FROM MILLIMETER-WAVE RADIATION**

This is one of many translations of articles produced in the Former Soviet Union on wireless radiation (also, see reviews of Soviet research on this topic by McRee [1979, 1980], Glazer and Dodge [1976], Kositsky et al [2001]). On p. 57 of the pdf link, the article by Zalyubovskaya addresses biological effects of millimeter radiowaves. Zalyubovskaya ran experiments using power fluxes of 10,000,000 microwatts/square meter (the FCC guideline limit for the general public today), and frequencies on the order of 60 GHz. Not only was skin impacted adversely, but also heart, liver, kidney, spleen tissue as well, and blood and bone marrow properties. These results reinforce the conclusion of Russell (see section [2E](#)) that systemic results may occur from millimeter-wave radiation. And, to re-emphasize, for Zalyubovskaya's experiments, the incoming signal was unmodulated carrier frequency only, and the experiment was single stressor only. Thus, the expected real-world results (when human beings are impacted, the signals are pulsed and modulated, and there is exposure to many toxic stimuli) would be far more serious and would be initiated at lower (perhaps much lower) power fluxes.

The Zalyubovskaya paper was published in 1977. What national security concerns caused it (and the other papers in the linked pdf reference) to be classified in the first place, and then kept classified for 35 years until declassification in 2012? What other papers on this topic with similar findings were published in the USSR (and the USA) at that time, or even earlier, and how many such papers never saw the light of day in the USSR (and the USA) at that time? It appears that we have known about the potentially damaging effects of millimeter-wave radiation on the skin (and other major systems in the body) for well over forty years, yet the discourse today only revolves around the possibility of modest potential effects on the skin and perhaps cataracts from millimeter-wave radiation.

2D4d3. Health effects from millimeter-wave exposures in Russian and Ukrainian literature

The review by Kositsky referenced in section 2D4d2 [Kositsky et al, 2001] appears to be based on 1) open literature publication of 2) wireless radiation biological effects 3) by Russian and Ukrainian researchers, covering the publication time period of 1968-2000. It appears to be quite comprehensive, and addresses both wireless radiation 1) adverse health effects and 2) therapeutics. It covers millimeter-wave frequencies almost exclusively. Some important takeaways from the Kositsky review are shown in the following box.

## BIOLOGICAL EFFECTS FROM MILLIMETER-WAVE RADIATION

“there is a large probability of harmful effects from incidental generalized exposure, as confirmed in experiments on animals”

“Since living organisms have evolved under conditions of low natural background EHF EMR, they lack a ready-made mechanism of evolutionary adaptation to heightened levels of radiation resulting from technogenic factors”

“The results of clinical research showed that prolonged contact with EMF in the SHF band can lead to development of diseases, the clinical profile of which is determined above all by changes in the functional condition of the nervous and cardiovascular systems”

“Under EFD of 60  $\mu\text{W}/\text{cm}^2$ , disturbance of female cycles; reduction in fertility, number and weight of offspring; increase in postnatal deaths of the rat pups by a factor of 2.5; and dystrophic changes in the reproductive organs of the animals were noted”

“The results obtained give evidence that a single exposure to low-intensity EHF EMR without modulation, and with modulation at low frequencies of 5-10 Hz, induce opposite effects in red bone marrow (RBM). In the former case, we have pronounced stimulation of proliferative processes in the RBM, which are reversible. In the latter case—progressive depression of the process of blood production, right down to the formation of hypo- and aplastic conditions in the RBM on the sixth day of observation.”

“biological effects of millimeter waves (BEF MMW):... They do not depend on the intensity of EMR, starting from the threshold to noticeable heating of tissue..... Irreversible BEF occur only during prolonged or cyclical exposure..... During amplitude or frequency modulation of MMW, bioeffects are maintained or strengthened as the power of exposure is significantly reduced..... The body “remembers” the effect of EMR for a relatively long time..... In some cases, EMR influences sensitivity to other factors (chemicals, ionizing radiation, etc.), and the effects may persist through time.”

“In epidemiological studies of the population of Ukraine, a connection was established between leukemia in children and cancer in adults, and exposure to EMF at industrial frequencies.”

“Specific injuries under radiowave exposure are development of cataracts, instability in leukocyte make-up of peripheral blood, and vegeto-vascular disorder”

“the likelihood of cancer was three times greater under SHF exposure”

“It can be proposed that the current increase in electromagnetic pollution of the environment exceeds human adaptational capacities”

“The danger of mobile telephones consists of the fact that in addition to direct effects on the brain, the whole body is irradiated via the biologically active points of the concha of the ear”

“Observed higher resonance frequencies of a living cell coincide with frequencies of radiation of communications satellites. The power densities and duration of irradiation created by these satellites will significantly exceed.....the energetic doses inducing changes in living cells..... there will be a likelihood of changes (including negative changes) in the genetic apparatus of living cells during prolonged exposure to low-energy electromagnetic radiation from communications satellites”

“Combination with other deleterious factors: ionizing radiation, toxic substances, geomagnetic anomalies and stress significantly increase the effects of HF EMR.”

“Occurrence of a narcotic-type dependency (by stimulating production of endorphins) is possible under regular irradiation with HF EMR.”

“in animals irradiated with EMF, the nature of the infectious process changes—the course of the infectious process is aggravated”

“Absorption of EMF in biologically active points is many times more effective than in other parts of the skin, and this energy influences the internal organs and the body as a whole through the system of Chinese meridians.”

In summary, these excerpts show that

- adverse effects can be initiated with very low doses of EMR,
- millimeter-wave radiation can impact regions below the skin, and
- adverse effects may be exacerbated when the EMR is combined with other toxic stimuli.

Given Kositsky’s statement in [section 2D4](#) about the potential of a narcotic-type dependency from exposure to EMR through stimulating production of endorphins, could EMR be effectively serving as one of the gateway ‘drugs’ to the increased opioid use we observe today? [Appendix 5](#) addresses the potential impact of wireless radiation exposure on the opioid crisis, and shows that wireless radiation could indeed be a contributing factor to the overuse of opioids we are seeing today!

Particularly troubling are Kositsky's statements about the potential adverse effects of communications satellites. He bases his conclusions on the matching of communications satellites' frequencies with living cell resonances, as follows:

“Observed higher resonance frequencies of a living cell coincide with frequencies of radiation of communications satellites. The power densities and duration of irradiation created by these satellites will significantly exceed (by ten or more orders of magnitude—such irradiation is possible over the course of a whole lifetime) the energetic doses inducing changes in living cells.”

From some perspectives, the concept is counter-intuitive. Hormetic behavior of toxic substances and vaccines tends to be observed at extremely low doses of toxic stimuli. The average power fluxes from communications satellites are extremely low at the Earth's surface, and one would not expect adverse effects based on these low numbers. In the NTP experiments that many people cite as the wireless radiation experimental Gold Standard [Melnick, 2019], serious adverse effects were not observed until the power fluxes approached the FCC limit.

While his statements may seem counter-intuitive to some people, that does not mean they are incorrect. The issue needs to be resolved, sooner rather than later. At this time, 5G satellites are in fact being launched, and there are projections that tens of thousands of these satellites will eventually be launched to complete the global terrestrial and space 5G network. Launching of this number of satellites without the demonstrated evidence of safety would add to the unethical and harmful nature of the mobile networking experiment already observed.

2D4d4. “Confirmation” of Soviet microwave effects studies forty years later

The Soviet studies on adverse health effects from athermal radiofrequency exposures performed 40++ years ago showed clearly the dangers to human health from this toxic stimulus. Even though there was voluminous non-Soviet research showing a wide spectrum of adverse health effects from radiofrequency during that 40++ year period, some researchers undertook studies under ‘similar’ conditions to purportedly ‘confirm’ or validate the results from the Soviet studies [e.g., de Gannes et al, 2009; Repacholi et al, 2011; Grigoriev et al, 2010; Grigoriev, 2011]. This would require “validation” of health and safety research findings that were generated forty years ago in a **completely different sponsorship and motivational context** than has existed in the past decade. As one would expect, given the history of wireless radiation health and safety research, the results were mixed.

What type of independence and objectivity would one expect from ‘confirmation’ research sponsored by the promoters of 2G, 3G, 4G and now 5G mobile networking technology? Trillions of dollars in revenues are at stake in maintaining the fiction of wireless radiation safety under current exposure limit regulations. While the results could be correct, they should be interpreted with this context in mind.

## 2E. Potential Adverse Health Effects Expected from 5G Mobile Networking Technology

The potential 5G adverse health effects derive from the intrinsic nature of the radiation, and how this radiation interacts with tissue and other target structures. 4G networking technology was associated mainly with carrier frequencies in the range of ~1-2.5 GHz (cell phones, WiFi). The wavelength of 1 GHz radiation is 30 cm, and the penetration depth in human tissue is a few centimeters. The highest performance 5G networking technology is mainly associated with carrier frequencies at least an order of magnitude above the 4G frequencies, although, as stated previously, “ELFs (0–3000Hz) are always present in all telecommunication EMFs in the form of pulsing and modulation”. Penetration depths for the high-performance carrier frequency component of 5G radiation will be on the order of a few millimeters.

For much of the early implementation of 5G, and perhaps later, 5G will be integrated with 4G. Some vendors will start out/have started out with ‘low-band’ 5G (~600-900 MHz); some will start out with ‘mid-band’ 5G (~2.5 GHz-4.2 GHz); and some will start out with ‘high band’ 5G (~24-47 GHz). All these modes are associated with potentially severe adverse health effects, and none have been tested for safety in any credible manner.

At the millimeter carrier wavelengths characteristic of high-band high performance 5G, one can expect resonance phenomena with small-scale human structures [Betzael, 2018; [Appendix 7B-3](#)], as well as resonances with insects/insect components [Thielens et al, 2018].

The common ‘wisdom’ being presented in the literature and the broader media is that, if there are adverse impacts resulting from millimeter-wave 5G, the main impacts will be focused on near-surface phenomena, such as skin cancer, cataracts, and other skin conditions, because of shallow RF penetration depths. However, there is evidence that biological responses to millimeter-wave irradiation can be initiated within the skin, and the subsequent systemic signaling in the skin can result in physiological effects on the nervous system, heart, and immune system [Russell, 2018]. There is additional evidence that adverse effects from millimeter-wave radiation can occur in organs and tissue well below the skin surface (e.g., consider the example shown in section 2D4d2 in the box titled [SYSTEMIC ADVERSE EFFECTS FROM MILLIMETER-WAVE RADIATION](#), or the example shown in section 2D4d3 in the box titled [BIOLOGICAL EFFECTS FROM MILLIMETER-WAVE RADIATION](#)) This should not be surprising, since there are myriad signaling conduits connecting the skin to deeper structures in the body.



## 2F. Why is there not Full Consensus on Adverse Effects from Wireless Radiation?

### 2F1. Reasons for Lack of Full Consensus

Not all studies of wireless radiation have shown adverse effects. There are many possibilities to explain this [Kostoff et al, 2020].

1) There could be ‘windows’ in parameter space where adverse effects occur, and the studies/experiments were conducted outside these ‘windows’. Operation outside these windows could show i) no effects or ii) hormetic effects or iii) therapeutic effects.

For example, assume information content of the signal is a strong contributor to adverse health effects [Panagopoulos, 2019]. Experiments that involve only the carrier frequencies may be outside the ‘window’ where adverse health effects occur, and no adverse effects would be identified. Alternatively, in this specific example, the carrier signal and the information signal could be viewed as a combination of potentially toxic stimuli, where the adverse effects of each component are enabled because of the synergistic effects of the combination. If only one of the members of the combination were studied, again, adverse effects would not be identified.

As another example, an adverse health impact on one strain of rodent was shown for a combination of 50 Hz EMF and DMBA, while no adverse health impact was shown on another rodent strain for the same toxic stimuli combination [Fedrowitz et al, 2004]. From a higher-order combination perspective, if genetics are viewed conceptually as potentially equivalent to a toxic stimulus for combination purposes, then a synergistic three-constituent combination of 50 Hz EMF, DMBA, and genetics was required to elicit adverse health impacts in the above experiment. If these results can be extrapolated across species, then human beings could exhibit different responses to the same electromagnetic stimuli based on their genetic predispositions.

This particular experiment may be one of the most important conducted in wireless radiation toxicology. It shows that adverse effects from wireless radiation could depend on species/strain selection for the test subjects. This raises the question: which species or strain is most representative of human populations with respect to mirroring the adverse effects of wireless radiation. Is it rats; if so, is it Sprague-Dawley rats; if so, which strain of Sprague-Dawley rats? Or, are myriad strains of rats required to simulate effects on human populations with different genetic and other makeups? If not rats, is it dogs; if so, which species/strains of dogs. For setting regulatory exposure limits, should laboratory tests be conducted on a wide variety of species and strains, to determine which are the most representative of human responses to wireless radiation? Would the optimal species differ for different types of wireless radiation (e.g., high-frequency/low-frequency; high-power/low-power; pulsed/continuous, etc) and/or different types of other toxic stimuli?

The single stressor studies that constitute most of wireless radiation laboratory health research, and indeed constitute most of the laboratory medical research literature, essentially yield very narrow windows. Adverse effects are shown over very limited parameter ranges. As the above examples show, as well as the examples in Kostoff and Lau [2017] and Kostoff et al [2018], adverse effects shown by many combinations of stressors are not revealed when these stressors are tested in isolation over the same parametric ranges.

One could conclude that, whether by design or accident, ***the real-world impact of single stressor studies is to conceal, rather than reveal, many of the more serious adverse health effects of wireless radiation.***

The stressor variables to be used for health studies should not be limited to single stressors in isolation, but should include to the extent possible combinations of toxic stimuli stressors, since these combinations reflect more accurately real-life exposures.

- 2) Research quality could be poor, and adverse effects were overlooked.
- 3) Or, the research team could have had a preconceived agenda

***where finding no adverse effects from wireless radiation was the main objective of the research.***

## 2F2. The Role of Conflicts-of-Interest in Lack of Full Consensus

At this point, the reader would be well-advised to re-read [section 2A1](#) on conflicts-of-interest relative to wireless radiation health and safety studies.

These conflicts pollute the well of knowledge relevant to health and safety, and are the ***largest contributor to mis-informing the public about the serious adverse health and safety impacts from wireless radiation.***

For example, studies have shown that industry-funded research of wireless radiation adverse health effects is far more likely to show no effects than funding from non-industry sources [Huss et al, 2007; Slesin, 2006; Carpenter, 2019]. Studies in disciplines other than wireless radiation have shown that, for products of high military, commercial, and political sensitivity, ‘researchers’/organizations are hired to publish articles that conflict with the credible science (aka ‘product defense’ companies (<https://www.fastcompany.com/1139299/manufacturing-doubt-product-defense>), ‘hired guns’, etc), and therefore create doubt as to whether the product of interest is harmful [Michaels, 2008, 2020; Oreskes and Conway, 2011; Ong and Glantz, 2000; McGarity and Wagner, 2008; Walker, 2017].

Section 3.2.2 in a 2016 article on under-reporting of adverse effects of myriad substances in the biomedical literature [Kostoff, 2016] shows clearly the collusion of the USA government

and industry (and academia in some cases) in concealing harm of toxic substances (whose continued use is of importance to one or both organizations). These examples, and many others in the large USA government-industry candidate pool from which they were selected, show that

government-industry collusion to suppress adverse effects from technologies is endemic across technologies; ***it is not an aberration, but may be closer to the norm for technologies that are sensitive commercially, militarily, and politically.***

A comprehensive article in The New Yorker magazine (<https://www.newyorker.com/magazine/2014/02/10/a-valuable-reputation?verso=true>) details the travails that Prof. Tyrone Hays had to endure from industry in his quest to show that the herbicide Atrazine contributes to severe adverse effects. While the European Union banned the use of Atrazine almost two decades ago, the EPA has allowed its use to continue in the USA.

Finally, [Appendix 6](#) lists study references showing effects of industry funding on research outcomes for myriad research disciplines (mainly within biomedical). What these references don't show (for the most part) is how industry convinced the regulators to incorporate the results of these studies in setting the lax regulations we see in practice today [e.g., Kostoff, 2018a]. Given that the sponsor and performer incentives of those studies are no different from the sponsor-performer incentives of wireless radiation health effects studies, there is little reason for expecting less concealment of adverse effects in the wireless radiation studies. Given the magnitude of revenues at stake for wireless radiation technology implementation, there is much reason for expecting more concealment and/or neutralization of adverse effects in the wireless radiation studies!

### 2F3. Interpreting Wireless Radiation Health Study Findings

Wireless radiation can play two roles as a contributor to adverse health effects: **initiator** and/or **promoter/accelerator**. The **initiator** role is reflected by single stressor studies (EMF alone) that show adverse health effects. The **promoter/accelerator** role is reflected by 1) combination studies that show no adverse effects from any of the constituents when tested in isolation, but show adverse effects (synergies) when tested in combination or 2) accelerating emergence of serious diseases. There can also be **initiator and promoter/accelerator** roles shown by combination studies, where each constituent tested in isolation shows a modest adverse effect, but the combination shows a much larger (i.e., synergistic) effect [Kostoff and Lau, 2013, 2017; Kostoff et al, 2018; Kostoff, 2018b].

So, if a study shows an adverse health effect from wireless radiation, and if it passes the criteria for high quality research, then that specific adverse effect for the parameter range shown could be accepted as credible. If a study shows no adverse health effects from wireless radiation in a single stressor experiment, the study MAY reflect no **initiator** role ***in the parameter window selected***, if the study is deemed to be of high research quality. However, such an experiment

offers little insight as to the **promoter/accelerator** role of the wireless radiation *in the parameter range selected*. The same would hold true for no adverse effects shown in combination experiments; there is no reason to believe that, even if wireless radiation serves as a promoter/accelerator for some combinations, it would therefore serve as a promoter/accelerator for all combinations.

In summary, the adverse effects of wireless radiation that result from credible high-quality studies published in the biomedical literature form the ‘floor’ for total adverse impacts of this wireless radiation. Given the insights of synergies from toxic stimuli combination studies evidenced in [Kostoff and Lau, 2013, 2017, Kostoff et al, 2018b, Juutiliin, 2006, 2008], many more adverse impacts from wireless radiation can be expected if the parameter range of single stressor studies is expanded and the numbers of combination studies are greatly expanded.

Further, there is little doubt that the biological effects of wireless radiation studies that have been classified (by the organization promoting the expansion of this technology, the Federal government, for alleged ‘national security’ purposes) show substantially more harmful effects from this technology in real-life situations.

Even the Gold Standard for research credibility – **independent replication of research results** – is questionable in politically, commercially, and militarily sensitive areas like wireless radiation safety. Suppose there are two research groups (funded by the same government agency) who both arrive at the same conclusion that just coincidentally coincides with what the government sponsor wanted. Would this be considered independent? Or, these two research groups received funding from different agencies of the same government. Would that be considered independent? Or, these two research groups received funding from two different governments that both had the same accelerated development objectives for the technology of interest. Review articles tend to treat these types of cases as independent, and don’t make the distinction as long as the validation doesn’t arise from within the performer group/organization.

Given the broad support exhibited today by the USA Federal government, military, and industry for the rapid implementation of 5G (and, indeed, the governments of most, if not all, the major developed countries globally), all these organizations must present a united front in declaring 5G (and previous generations of mobile networking technology) to be safe. If one government lab, or one highly-funded performer, were to perform a credible real-life simulation of wireless radiation effects and show the potential damage that might result, then the

government’s and industry’s current fast-track effort to ***implement 5G before the full extent of the damage becomes known*** would be derailed.

**It is unrealistic that any government would allow this to happen!**

Even reporting of conflict-of-interest in wireless radiation research papers or evaluation panels leaves much to be desired. Currently, potential research performer conflicts of interest are identified by listing of funding sources in the published papers, or other formal documented evidence of conflicts of interest. However, there are many potential conflicts of interest that may not be as formal, but could be at least as influential as the formal conflicts in determining the outcome of the research or proposal. To ascertain these other less formal conflicts of interest would require vetting:

- 1) any elements of the researchers'/evaluators' investment portfolio that would profit from operation and expansion of the mobile telecommunications network, including impacts on related industries;
- 2) any elements of their present business endeavors that would profit from operation and expansion of this network, including impacts on related industries;
- 3) any elements of present or future pensions that would profit from operation and expansion of this network, including impacts on related industries;
- 4) any proposals or future employment offers in the pipeline or being considered that would profit from operation and expansion of this network, including impacts on related industries;
- 5) any other conflicts of interest by which they could profit from operation and expansion of the mobile telecommunications network, including impacts on related industries.

## **2G. Conclusions**

Wireless radiation offers the promise of improved 1) remote sensing, 2) communications and data transfer, and 3) connectivity. Unfortunately, there is a large body of data from laboratory and epidemiological studies showing that previous generations of wireless networking technology have significant adverse health impacts. Much of this data was obtained under conditions not reflective of the real-world. When real-world considerations are added, such as 1) including the information content of signals along with the carrier frequencies, and 2) including other toxic stimuli in combination with the wireless radiation, ***the adverse effects are increased substantially***. Superimposing 5G mobile networking technology on an imbedded toxic wireless radiation environment (4G, 3G, etc) will exacerbate the myriad adverse health effects already shown to exist. Far more research and testing of potential 5G health effects is required before further rollout can be justified. Without this additional testing and demonstrated safety of potential 5G health effects, we will be even further along in **The Largest Unethical Medical Experiment in Human History!**

### Chapter 3 - References

Alster N. Captured agency: How the Federal Communications Commission is dominated by the industries it presumably regulates. Cambridge, MA: Edmund J. Safra Center for Ethics, Harvard University. 2015. PDF: <http://bit.ly/FCCcaptured>

Belpomme D, Hardell L, Belyaev I, Burgio E, Carpenter DO. Thermal and non-thermal health effects of low intensity non-ionizing radiation: An international perspective. *Environmental Pollution*. 2018;242:643-58.

Betzalel N, Ben Ishai P, Feldmann Y. The human skin as a sub-THz receiver - Does 5G pose a danger to it or not? *Environmental Research*. 2018;163:208-16.

BioInitiative Working Group, Cindy Sage and David O. Carpenter, Editors. BioInitiative Report: A Rationale for Biologically-based Public Exposure Standards for Electromagnetic Radiation at [www.bioinitiative.org](http://www.bioinitiative.org), December 31, 2012, last updated 2019.

Carpenter DO. Extremely low frequency electromagnetic fields and cancer: How source of funding affects results. *Environmental Research*. 2019; 178:108688. doi: 10.1016/j.envres.2019.108688.

de Gannes FP, Taxile M, Duleu S, Hurtier A, Haro E, Geffard M, et al. A confirmation study of Russian and Ukrainian data on effects of 2450 MHz microwave exposure on immunological processes and teratology in rats. *Radiation research*. 2009;172(5):617-24.

Desai NR, Kesari KK, Agarwal A. Pathophysiology of cell phone radiation: oxidative stress and carcinogenesis with focus on male reproductive system. *Reproductive Biology and Endocrinology*. 2009;7.

Di Ciaula A. Towards 5G communication systems: Are there health implications? *International Journal of Hygiene and Environmental Health*. 2018;221(3):367-75.

Doyon PR, Johansson O. Electromagnetic fields may act via calcineurin inhibition to suppress immunity, thereby increasing risk for opportunistic infection: Conceivable mechanisms of action. *Medical Hypotheses*. 2017;106:71-87.

FCC 13-39. 29 March 2013. Reassessment of Federal Communications Commission Radiofrequency Exposure Limits and Policies (ET Docket No. 13-84); Proposed Changes in the Commission's Rules Regarding Human Exposure to Radiofrequency Electromagnetic Fields (ET Docket No. 03-137). First Report and Order; Further Notice of Proposed Rule Making and Notice of Inquiry

Fedrowitz M, Kamino K, Loscher W. Significant differences in the effects of magnetic field exposure on 7,12-dimethylbenz(a)anthracene-induced mammary carcinogenesis in two substrains of Sprague-Dawley rats. *Cancer Research* 64(1):243-251. 2004.

Goodwin M. Vulnerable Subjects: Why Does Informed Consent Matter? *Journal of Law Medicine & Ethics*. 2016. 44:3; 371-380. DOI: 10.1177/1073110516667935

Grigoriev YG, Grigoriev OA, Ivanov AA, Lyaginskaya AM, Merkulov AV, Shagina NB, et al. Confirmation Studies of Soviet Research on Immunological Effects of Microwaves: Russian Immunology Results. *Bioelectromagnetics*. 2010;31(8):589-602.

Grigoriev Y. Comments from the Russian Group on Repacholi et al. "An International Project to Confirm Soviet Era Results on Immunological and Teratological Effects of RF Field Exposure in Wistar Rats and Comments on Grigoriev et al. 2010". *Bioelectromagnetics*. 2011;32(4):331-2.

Hardell L, Carlberg M, Hansson MK. Pooled analysis of case-control studies on malignant brain tumours and the use of mobile and cordless phones including living and deceased subjects. *Int J Oncol*. 2011 May;38(5):1465-74. doi: 10.3892/ijo.2011.947. Epub 2011 Feb 17.

Havas M. When theory and observation collide: Can non-ionizing radiation cause cancer? *Environmental Pollution*. 2017;221:501-5.

Huss A, Egger M, Hug K, Huwiler-Müntener K, Rössli M. Source of Funding and Results of Studies of Health Effects of Mobile Phone Use: Systematic Review of Experimental Studies. *Environmental Health Perspectives*. 115:1; 1-4. 2007.

Juutilainen J, Kumlin T, Naarala J. Do extremely low frequency magnetic fields enhance the effects of environmental carcinogens? A meta-analysis of experimental studies. *International Journal of Radiation Biology* 82(1):1-12. 2006.

Juutilainen J. Do electromagnetic fields enhance the effects of environmental carcinogens? *Radiation Protection Dosimetry*. 132(2). 228-231. 2008.

Kaplan S, Deniz OG, Onger ME, Turkmen AP, Yurt KK, Aydin I, et al. Electromagnetic field and brain development. *Journal of Chemical Neuroanatomy*. 2016;75:52-61.

Kostoff RN, Heroux P, Aschner M, Tsatsakis A. Adverse health effects of 5G mobile networking technology under real-life conditions. *Toxicology Letters*. 2020. doi: <https://doi.org/10.1016/j.toxlet.2020.01.020>.

Kostoff RN. Adverse effects of Wireless Radiation. 2019a. PDF. <http://hdl.handle.net/1853/61946>.

Kostoff RN. Strengthening exposure limits for toxic substance combinations. Georgia Institute of Technology. 2019b. PDF. <https://smartech.gatech.edu/handle/1853/61424>.

Kostoff RN, Porter AL, Buchtel HA. Prevention and reversal of Alzheimer's disease: treatment protocol. Georgia Institute of Technology. 2018. PDF. <https://smartech.gatech.edu/handle/1853/59311>.

Kostoff RN, Goumenou M, Tsatsakis A. The role of toxic stimuli combinations in determining safe exposure limits. *Toxicology Reports*. 2018; 5; 1169-1172.

Kostoff RN. OSHA Permissible Exposure Limits (PELs) are too Permissive. Georgia Institute of Technology. 2018a. PDF. <http://hdl.handle.net/1853/60067>.

Kostoff RN. Effects of toxic stimuli combinations on determination of exposure limits. Georgia Institute of Technology. 2018b. PDF. <http://hdl.handle.net/1853/59719>

Kostoff RN, Lau CGY. Modified health effects of non-ionizing electromagnetic radiation combined with other agents reported in the biomedical literature. C.D. Geddes (ed.), *Microwave Effects on DNA and Proteins*, Springer International Publishing AG. 2017 DOI 10.1007/978-3-319-50289-2\_4.

Kostoff RN. Under-reporting of Adverse Events in the Biomedical Literature. 2016. *Journal of Data and Information Science*. 1:4; 10-32. DOI: 10.20309/jdis.201623.

Kostoff, RN. Pervasive Causes of Disease. Georgia Institute of Technology. 2015. PDF. < <http://hdl.handle.net/1853/53714> >

Kostoff RN. Literature-Related Discovery: Potential treatments and preventatives for SARS. *Technological Forecasting and Social Change*. 78:7. 1164-1173. 2011.

Lerchl A, Klose M, Grote K, Wilhelm AFX, Spathmann O, Fiedler T, et al. Tumor promotion by exposure to radiofrequency electromagnetic fields below exposure limits for humans. *Biochemical and Biophysical Research Communications*. 2015;459(4):585-90.

Levitt BB, Lai H. Biological effects from exposure to electromagnetic radiation emitted by cell tower base stations and other antenna arrays. *Environmental Reviews*. 2010;18:369-95.

McGarity TO, Wagner W. E. *Bending Science. How Special Interests Corrupt Public Health Research*. London, UK: Harvard University Press; 2008.

McRee DI. Review of Soviet Eastern-European research on health-aspects of microwave-radiation. *Bulletin of the New York Academy of Medicine*. 1979; 55:11; 1133-1151.

McRee DI. Soviet and Eastern-European research on biological effects of microwave-radiation. *Proceedings of the IEEE*. 1980; 68:1; 84-91. DOI: 10.1109/PROC.1980.11586. Also, [https://www.avaate.org/IMG/pdf/mcree80\\_rev\\_soviet.pdf](https://www.avaate.org/IMG/pdf/mcree80_rev_soviet.pdf)

Melnick RL. Commentary on the utility of the National Toxicology Program study on cell phone radiofrequency radiation data for assessing human health risks despite unfounded criticisms aimed at minimizing the findings of adverse health effects. *Environmental research*. 2019; 168; 1-6. DOI:10.1016/j.envres.2018.09.010

Michaels D. *Doubt is Their Product. How Industry's Assault on Science Threatens Your Health*. New York, NY, USA: Oxford University Press; 2008.



Michaels D. *The Triumph of Doubt: Dark Money and the Science of Deception*. New York, NY, USA: Oxford University Press; 2020.

Miller AB, Sears ME, Morgan LL, Davis DL, Hardell L, Oremus M, et al. Risks to health and well-being from radio-frequency radiation emitted by cell phones and other wireless devices. *Frontiers in Public Health*. 2019;7.

Mohan K, Harish PV, Mishra SK, Chowdhary R. Cell Phone Radiation Effect on Bone-to-Implant Osseointegration: A Preliminary Histologic Evaluation in Rabbits. *International Journal of Oral & Maxillofacial Implants*. 2019;34(3):643-50.

Ong EK, Glantz SA. Tobacco industry efforts subverting International Agency for Research on Cancer's second-hand smoke study. *The Lancet*. 2000;355(9211):1253–1259. doi: 10.1016/s0140-6736(00)02098-5.

Oreskes N, Conway EM. *Merchants of Doubt: How a Handful of Scientists Obscured the Truth on Issues from Tobacco Smoke to Global Warming*. New York, NY, USA: Bloomsbury Press; 2010.

Pall ML. Microwave frequency electromagnetic fields (EMFs) produce widespread neuropsychiatric effects including depression. *Journal of Chemical Neuroanatomy*. 2016;75:43-51.

Pall ML. Wi-Fi is an important threat to human health. *Environmental Research*. 2018;164:405-16.

Panagopoulos DJ, Johansson O, Carlo GL. Real versus simulated mobile phone exposures in experimental studies. *Biomed Research International*. 2015.

Panagopoulos DJ. Comparing DNA damage induced by mobile telephony and other types of man-made electromagnetic fields. *Mutation Research-Reviews in Mutation Research*. 2019;781:53-62.

Philips A, Henshaw DL, Lamburn G, O'Carroll MJ. Brain tumours: rise in glioblastoma multiforme incidence in England 1995–2015 suggests an adverse environmental or lifestyle factor. *Journal of Environmental and Public Health*. 2018. Volume 2018, Article ID 7910754. <https://doi.org/10.1155/2018/7910754>

Rasmussen BK, Hansen S, Laursen RJ, Kosteljanetz M, Schultz H, Nørgård BM, Guldberg R, Gradel KO. Epidemiology of glioma: clinical characteristics, symptoms, and predictors of glioma patients grade I-IV in the the Danish Neuro-Oncology Registry. *J Neurooncol*. 2017 Dec;135(3):571-579. doi: 10.1007/s11060-017-2607-5. Epub 2017 Aug 31.

Repacholi M, Buschmann J, Pioli C, Sypniewska R, Int Oversight Comm IOCM. An International Project to Confirm Soviet-Era Results on Immunological and Teratological Effects

of RF Field Exposure in Wistar Rats and Comments on Grigoriev et al. 2010. *Bioelectromagnetics*. 2011;32(4):325-30.

Russell CL. 5 G wireless telecommunications expansion: Public health and environmental implications. *Environmental Research*. 2018;165:484-95.

Sage C, Burgio E. Electromagnetic fields, pulsed radiofrequency radiation, and epigenetics: how wireless technologies may affect childhood development. *Child Development*. 2018;89(1):129-36.

Slesin L. "Radiation Research" and the cult of negative results. *Microwave News*. <http://microwavenews.com/RR.html>. 31 July 2006.

Soffritti M, Tibaldi E, Padovani M, et al. Synergism between sinusoidal-50Hz magnetic field and formaldehyde in triggering carcinogenic effects in male Sprague-Dawley rats. *American journal of industrial medicine*. 2016; 59:7; 509-21.

Thielens A, Bell D, Mortimore DB, et al. Exposure of insects to radio-frequency electromagnetic fields from 2 to 120 GHz. *Sci Rep* 8, 3924 (2018) doi:10.1038/s41598-018-22271-3.

Tsatsakis AM, Docea AO, Calina D, Buga AM, Zlatian O, Gutnikov S, Kostoff RN, Aschner M. Hormetic Neurobehavioral effects of low dose toxic chemical mixtures in real-life risk simulation (RLRS) in rats. *Food and Chemical Toxicology*. 2019; 125; 141-149.

van Rongen E, Croft R, Juutilainen J, Lagroye I, Miyakoshi J, Saunders R, et al. Effects of radiofrequency electromagnetic fields on the human nervous system. *Journal of Toxicology and Environmental Health-Part B-Critical Reviews*. 2009;12(8):572-97.

Virtanen H, Keshvari J, Lappalainen R. Interaction of radio frequency electromagnetic fields and passive metallic implants - A brief review. *Bioelectromagnetics*. 2006;27(6):431-9.

Walker MJ, editor. *Corporate Ties that Bind. An Examination of Corporate Manipulation and Vested Interest in Public Health*. New York, NY, USA: Skyhorse Publishing; 2017. [Google Scholar]

Yakymenko I, Tsybulin O, Sidorik E, Henshel D, Kyrylenko O, Kyrylenko S. Oxidative mechanisms of biological activity of low-intensity radiofrequency radiation. *Electromagnetic Biology and Medicine*. 2016;35(2):186-202.

Zalyubovskaya NP. Biological effects of millimeter radiowaves. *Vrachebnoye Delo*. No. 3. 1977. <https://www.cia.gov/library/readingroom/docs/CIA-RDP88B01125R000300120005-6.pdf>. P. 57.

### **ADVERSE EFFECTS OF WIRELESS RADIATION ON FOUNDATIONAL FOOD SUPPLY CHAIN**

Abu-Elsaoud PAM, Qari SH. Influence of Microwave Irradiations on Germination, Seedling Growth and Electrolyte Leakage of Barley (*Hordeum vulgare* L.). *Catrina-the International Journal of Environmental Sciences*. 2017;16(1):11-24.

Akbal A, Kiran Y, Sahin A, Turgut-Balik D, Balik HH. Effects of Electromagnetic Waves Emitted by Mobile Phones on Germination, Root Growth, and Root Tip Cell Mitotic Division of *Lens culinaris* Medik. *Polish Journal of Environmental Studies*. 2012;21(1):23-9.

Azizi SMY, Sarghein SH, Majd A, Peyvandi M. The effects of the electromagnetic fields on the biochemical components, enzymatic and non-enzymatic antioxidant systems of tea *Camellia sinensis* L. *Physiology and Molecular Biology of Plants*. 2019;25(6):1445-56.

Balmori A. Anthropogenic radiofrequency electromagnetic fields as an emerging threat to wildlife orientation. *Science of the Total Environment*. 2015;518:58-60.

Bartos P, Netusil R, Slaby P, Dolezel D, Ritz T, Vacha M. Weak radiofrequency fields affect the insect circadian clock. *Journal of the Royal Society Interface*. 2019;16(158).

Cammaerts MC, Johansson O (2014) Ants can be used as bio-indicators to reveal biological effects of electromagnetic waves from some wireless apparatus. *Electromag Biol Med* 33(4): 282-288.

Chandel S, Kaur S, Issa M, Singh HP, Batish DR, Kohli RK. Exposure to mobile phone radiations at 2350MHz incites cyto- and genotoxic effects in root meristems of *Allium cepa*. *Journal of Environmental Health Science and Engineering*. 2019;17(1):97-104.

Das A, Kundu S, Acm. To protect ecological system from electromagnetic radiation of Mobile communication 2019. 469-73 p.

Debnath D, Bora M (2015) A survey on the impact of cell phone tower radiations on some nut and banana plants. *Internat J Adv Res Sci Engg* 4(2): 166-171.

El halabi N, Achkar R, Haidar GA (2014) The effect of cell phone antennas' radiations on the life cycle of Honeybees. *IEEE Mediterranean Electrotechnical Conference (MELECON)* 408-414.

Gaafar RM, El-Shanshoury A, Eldakak MR, Elhiti M. Biochemical, Molecular and Mutagenic Effects of Electromagnetic Fields on *Vicia faba* L. Seedlings. *Egyptian Journal of Botany*. 2018;58(3):381-96.

Gremiaux A, Girard S, Guerin V, Lothier J, Baluska F, Davies E, et al. Low-amplitude, high-frequency electromagnetic field exposure causes delayed and reduced growth in *Rosa hybrida*. *Journal of Plant Physiology*. 2016;190:44-53.

Halgamuge MN, Davis D. Lessons learned from the application of machine learning to studies on plant response to radio-frequency. *Environmental Research*. 2019;178.

Halgamuge MN. Review: Weak radiofrequency radiation exposure from mobile phone radiation on plants. *Electromagnetic Biology and Medicine*. 2017;36(2):213-35.

Halmagyi A, Surducun E, Surducun V. The effect of low- and high-power microwave irradiation on in vitro grown *Sequoia* plants and their recovery after cryostorage. *Journal of Biological Physics*. 2017;43(3):367-79.

Hiscock HG, Mouritsen H, Manolopoulos DE, Hore PJ. Disruption of Magnetic Compass Orientation in Migratory Birds by Radiofrequency Electromagnetic Fields. *Biophysical Journal*. 2017;113(7):1475-84.

Khan MD, Ali S, Azizullah A, Zhu SJ. Use of various biomarkers to explore the effects of GSM and GSM-like radiations on flowering plants. *Environmental Science and Pollution Research*. 2018;25(25):24611-28.

Kumar A, Singh HP, Batish DR, Kaur S, Kohli RK. EMF radiations (1800 MHz)-inhibited early seedling growth of maize (*Zea mays*) involves alterations in starch and sucrose metabolism. *Protoplasma*. 2016;253(4):1043-9.

Kumar SS. Colony Collapse Disorder (CCD) in Honey Bees Caused by EMF Radiation. *Bioinformation*. 2018;14(9):521-4.

Kundu A, Gupta B, Mallick AI, Pal SK, Ieee. Effects of Non-Ionizing Electromagnetic Radiation on *Capsicum annuum* Seed Germination and Subsequent Sapling Growth - A Time Study 2016.

Lazaro A, Chroni A, Tscheulin T, Devalez J, Matsoukas C, Petanidou T. Electromagnetic radiation of mobile telecommunication antennas affects the abundance and composition of wild pollinators. *Journal of Insect Conservation*. 2016;20(2):315-24.

Lupi D, Tremolada P, Colombo M, Giacchini R, Benocci R, Parenti P, et al. Effects of Pesticides and Electromagnetic Fields on Honeybees: A Field Study Using Biomarkers. *International Journal of Environmental Research*.

Mildaziene V, Aleknavičiute V, Zukiene R, Pauzaite G, Nauciene Z, Filatova I, et al. Treatment of Common Sunflower (*Helianthus annuus* L.) Seeds with Radio-frequency Electromagnetic Field and Cold Plasma Induces Changes in Seed Phytohormone Balance, Seedling Development and Leaf Protein Expression. *Scientific Reports*. 2019;9.

Milisa M, Dikic D, Mandic T, Grozic D, Colic I, Ostojic A. Response of aquatic protists to electric field exposure. *International Journal of Radiation Biology*. 2017;93(8):818-30.

Mitra R, Pattanayak S. Mobile Phone and Tower Radiation: A Challenge To All Living Entities. *Exploratory Animal and Medical Research*. 2018;8(1):5-10.

Odemer R, Odemer F. Effects of radiofrequency electromagnetic radiation (RF-EMF) on honey bee queen development and mating success. *Science of the Total Environment*. 2019;661:553-62.

Pakhomov A, Bojarinova J, Cherbunin R, Chetverikova R, Grigoryev PS, Kavokin K, et al. Very weak oscillating magnetic field disrupts the magnetic compass of songbird migrants. *Journal of the Royal Society Interface*. 2017;14(133).

Parihar L (2014) Effect of mobile phone radiation on nodule formation in the leguminous plants. *Current World Environ* 9(1): 145-155.

Qureshi ST, Memon SA, Abassi AR, Sial MA, Bughio FA. Radiofrequency radiations induced genotoxic and carcinogenic effects on chickpea (*Cicer arietinum* L.) root tip cells. *Saudi Journal of Biological Sciences*. 2017;24(4):883-91.

Racuciu M, Iftode C, Miclaus S. Athermal Microwave Radiation Affects the Genetic of Vegetal Embryos. *Environmental Engineering and Management Journal*. 2016;15(12):2561-8.

Racuciu M, Iftode C, Miclaus S. Influence of 1 GHz radiation at low specific absorption rate of energy deposition on plant mitotic division process. *International Journal of Environmental Science and Technology*. 2018;15(6):1233-42.

Racuciu M, Iftode C, Miclaus S. Ultrahigh Frequency-Low Power Electromagnetic Field Impact on Physiological Parameters of Two Types of Cereals. *Romanian Reports in Physics*. 2017;69(4).

- Rafiqi SI, Kumar S, Chaudhary R, Farooq UB, Kirthika P (2016) Mobile phone radiations and its impact on birds, animals and human beings. *Trends Vet Anim Sci* 3: 24-27.
- Ribeiro-Oliveira JP. Electromagnetism and plant development: a new unknown in a known world. *Theoretical and Experimental Plant Physiology*. 2019;31(4):423-7.
- Senavirathna M, Asaeda T. Microwave radiation alters burn injury-evoked electric potential in *Nicotiana benthamiana*. *Plant Signaling & Behavior*. 2018;13(6).
- Senavirathna M, Asaeda T. Microwaves affect *Myriophyllum aquaticum* plants differently depending on the wave polarization. *Biologia Plantarum*. 2017;61(2):378-84.
- Sharma S, Parihar L. Investigation of Electromagnetic Radiations on Diosgenin Compound of Fenugreek. *Research Journal of Pharmaceutical Biological and Chemical Sciences*. 2016;7(6):121-7.
- Shepherd S, Lima MAP, Oliveira EE, Sharkh SM, Jackson CW, Newland PL. Extremely Low Frequency Electromagnetic Fields impair the Cognitive and Motor Abilities of Honey Bees. *Scientific Reports*. 2018;8.
- Stefi AL, Margaritis LH, Christodoulakis NS. The aftermath of long-term exposure to non-ionizing radiation on laboratory cultivated pine plants (*Pinus halepensis* M.). *Flora*. 2017;234:173-86.
- Stefi AL, Margaritis LH, Christodoulakis NS. The effect of the non ionizing radiation on cultivated plants of *Arabidopsis thaliana* (Col.). *Flora*. 2016;223:114-20.
- Stefi AL, Margaritis LH, Christodoulakis NS. The effect of the non ionizing radiation on exposed, laboratory cultivated upland cotton (*Gossypium hirsutum* L.) plants. *Flora*. 2017;226:55-64.
- Stefi AL, Margaritis LH, Christodoulakis NS. The effect of the non-ionizing radiation on exposed, laboratory cultivated maize (*Zea mays* L.) plants. *Flora*. 2017;233:22-30.
- Stefi AL, Vassilacopoulou D, Margaritis LH, Christodoulakis NS. Oxidative stress and an animal neurotransmitter synthesizing enzyme in the leaves of wild growing myrtle after exposure to GSM radiation. *Flora*. 2018;243:67-76.
- Syalima PR, Raseek R, Evans DA. Mobile phone radiation induces sedation in *Periplaneta americana*. *Current Science*. 2017;113(12):2275-81.
- Taye RR, Deka MK, Rahman A, Bathari M (2017) Effect of electromagnetic radiation of cell phone tower on foraging behaviour of Asiatic honey bee, *Apis cerana* F. (Hymenoptera: Apidae), *J Entom Zool Studies* 5(3): 1527-1529.
- Valadez-Lira JA, Medina-Chavez NO, Orozco-Flores AA, Heredia-Rojas JA, Rodriguez-de la Fuente AO, Gomez-Flores R, et al. Alterations of Immune Parameters on *Trichoplusia ni* (Lepidoptera: Noctuidae) Larvae Exposed to Extremely Low-Frequency Electromagnetic Fields. *Environmental Entomology*. 2017;46(2):376-82.
- Vanbergen AJ, Potts SG, Vian A, Malkemper EP, Young J, Tscheulin T. Risk to pollinators from anthropogenic electro-magnetic radiation (EMR): Evidence and knowledge gaps. *Science of the Total Environment*. 2019;695.
- Vian A, Davies E, Gendraud M, Bonnet P. Plant Responses to High Frequency Electromagnetic Fields. *Biomed Research International*. 2016.
- Vijay S, Hegde A, Sushma (2015) Study on electromagnetic radiation from cell phone towers and their effects on animals, plants and environment, *Intern J Innovat Res Computer Comm Engg* 3(7): 370 - 374.

Vilic M, Gajger IT, Tucak P, Stambuk A, Srut M, Klobucar G, et al. Effects of short-term exposure to mobile phone radiofrequency (900 MHz) on the oxidative response and genotoxicity in honey bee larvae. *Journal of Apicultural Research*. 2017;56(4):430-8.

Waldmann-Selsam C, la Puente ABD, Breunig H, Balmori A. Radiofrequency radiation injures trees around mobile phone base stations. *Science of the Total Environment*. 2016;572:554-69.

## Chapter 4 – Appendices

### Appendix 1 – Unethical Medical Experiments

#### A1-A. Overview

The biomedical literature reflects much good research. However, the world today is also awash in unethical medical experiments. There are two major types. The first type is classical unethical medical experiments, where test subjects are explicitly/proactively selected for experiments on biological effects of drugs or potentially harmful substances, and participate in these experiments without having given ‘informed consent’. The second type may be far more prevalent. Here, potentially harmful substances are introduced into commercial, military, or other government practice without adequate demonstration of safety. Then, test subjects are implicitly/reactively selected ‘a posteriori’ to participate in these de facto experiments, again without having given informed consent. These latter studies are usually epidemiological studies.

In parallel with the burgeoning conduct of unethical medical experiments is production of a literature that addresses the ethics of, and in many cases bemoans the prevalence and conduct of, these myriad unethical medical experiments. The experiments and the accompanying ethics literature form a symbiosis, where the literature feeds off the experiments, and the experiments spawn an additional literature. It is not clear how much, if any, impact the ethics literature has had/does have/will have on the conduct of the unethical medical experiments, especially those unethical medical experiments of the second type defined above.

[Appendix 1A](#) provides a few examples of mainly classical unethical medical experiments, and [Appendix 1B](#) provides a few references that reflect the medical experiment ethics literature.

## Appendix 1A – Unethical Medical Experiments - Examples

This Sub-Appendix provides examples of unethical medical experiments, conducted mainly 1) over the last 100 years and 2) within the USA or under its auspices. The list is not exhaustive, since an abbreviated search approach was used, covering both Medline and the Web. Some of the more useful Web sources of information are shown in the following table:

<p><a href="https://en.wikipedia.org/wiki/Unethical_human_experimentation;">https://en.wikipedia.org/wiki/Unethical_human_experimentation;</a> <a href="https://en.wikipedia.org/wiki/Human_subject_research;">https://en.wikipedia.org/wiki/Human_subject_research;</a> <a href="https://en.wikipedia.org/wiki/Unethical_human_experimentation_in_the_United_States;">https://en.wikipedia.org/wiki/Unethical_human_experimentation_in_the_United_States;</a> <a href="https://en.wikipedia.org/wiki/Medical_torture;">https://en.wikipedia.org/wiki/Medical_torture;</a> <a href="https://abuse.wikia.org/wiki/Unethical_human_experimentation_in_the_United_States;">https://abuse.wikia.org/wiki/Unethical_human_experimentation_in_the_United_States;</a> <a href="https://www.amazon.com/s?k=human+experimentation&amp;i=stripbooks&amp;page=2&amp;gclid=Cj0KCQiA89zvBRDoARIsAOIePbBy8acwX6tfMZcGkZyi_UTov17_PxcFYDAGDWiAgHVc7anOyx57slaAgtNEALw_wcB&amp;hvadid=241915884190&amp;hvdev=c&amp;hvlcophy=9007578&amp;hvnetw=g&amp;hvpos=2o1&amp;hvqmt=b&amp;hvrnd=1261052967636955269&amp;hvtargid=kwd-1053626641&amp;hydadcr=22561_10346245&amp;qid=1576539483&amp;ref=sr_pg_2;">https://www.amazon.com/s?k=human+experimentation&amp;i=stripbooks&amp;page=2&amp;gclid=Cj0KCQiA89zvBRDoARIsAOIePbBy8acwX6tfMZcGkZyi_UTov17_PxcFYDAGDWiAgHVc7anOyx57slaAgtNEALw_wcB&amp;hvadid=241915884190&amp;hvdev=c&amp;hvlcophy=9007578&amp;hvnetw=g&amp;hvpos=2o1&amp;hvqmt=b&amp;hvrnd=1261052967636955269&amp;hvtargid=kwd-1053626641&amp;hydadcr=22561_10346245&amp;qid=1576539483&amp;ref=sr_pg_2;</a> <a href="https://www.bibliotecapleyades.net/ciencia/ciencia_industryweapons173.htm">https://www.bibliotecapleyades.net/ciencia/ciencia_industryweapons173.htm.</a></p>
---

It should be noted that information of this type is not easy to obtain. The research performers and their sponsors are not motivated to reveal such odious experiments to any oversight organizations, and therefore tend to conceal these experiments to the largest extent possible. There are three main routes by which this information eventually gets to the public: whistle-blowers; discovery in legal lawsuits; inadvertent access by researchers examining other topics. While we don't know the extent of these types of experiments that have not been reported, it is probably a good assumption that there are huge numbers.

Following are some of the books and journal/magazine articles that describe these experiments. It is by no means a complete list, and the interested reader would be well-advised to read the articles with the Web links provided in the box.

### **Examples of Unethical Medical Experiments**

Albarelli H.P, Kaye JS. The Hidden Tragedy of the CIA's Experiments on Children. 11 August 2010. Truthout.

Annas, George J.; Grodin, Michael A. The Nazi Doctors and the Nuremberg Code: Human Rights in Human Experimentation. 1995. Oxford University Press. ISBN 978-0-19-510106-5.

Anon. History of the Human Subjects Protection System. Institutional Review Board Guidebook. Office for Human Research Protections. 1993. Archived from the original on 2013-02-18. Retrieved 2011-06-03.



Anon. Institute of Medicine (U.S.). Committee on Thyroid Screening Related to I-131 Exposure, National Research Council (U.S.). Committee on Exposure of the American People to I-131 from the Nevada Atomic Bomb Tests, ed. (1999). Exposure of the American people to Iodine-131 from Nevada nuclear-bomb tests: review of the National Cancer Institute report and public health implications. National Academies Press. pp. 113–114. ISBN 9780309061759.

Anon. Report on Search for Human Radiation Experiment Records. (PDF). U.S. Department of Defense. 1997.

Anon. American Nuclear Guinea Pigs: Three Decades of Radiation Experiments on U.S. Citizens. 1986. United States. Congress. House. of the Committee on Energy and Commerce. Subcommittee on Energy Conservation and Power, published by U.S. Government Printing Office.

Anon. How the U.S. government exposed thousands of Americans to lethal bacteria to test biological warfare. 13 July 2005. DemocracyNow.org.

Anon. Institute of Medicine (U.S.). Committee on Thyroid Screening Related to I-131 Exposure, National Research Council (U.S.). Committee on Exposure of the American People to I-131 from the Nevada Atomic Bomb Tests, ed. (1999). Exposure of the American people to Iodine-131 from Nevada nuclear-bomb tests: review of the National Cancer Institute report and public health implications. National Academies Press. ISBN 978-0-309-06175-9.

Anon. Jeder Mensch hat einen Name: Legal and ethical dimensions of human experiments under National Socialism. *Psychiatrie (Stuttgart, Germany)*. 2010;7(4):255-60.

Anon. National Commission for the Protection of Human Subjects of Biomedical and Behavioral Research (1978-09-30), The Belmont Report: Ethical Principles and Guidelines for the Protection of Human Subjects of Research (PDF), United States Department of Health, Education and Welfare

Anon. Project MKUltra, the Central Intelligence Agency's Program of Research into Behavioral Modification. 1977. Joint Hearing before the Select Committee on Intelligence and the Subcommittee on Health and Scientific Research of the Committee on Human Resources, United States Senate, Ninety-Fifth Congress, First Session. (PDF). U.S. Government Printing Office.

Ansell, BM, F. Antonini, L.E. Glynn: Cantharides blisters in children with rheumatic fever. *Clinical Science*, November 1953, 12 (4): 367-373.

Barker HM. Bravo for the Marshallese: Regaining Control in a Post-Nuclear, Post-Colonial World. 2004. Wadsworth, ISBN 0-534-61326-8

Barlett DL, Steele JB. Deadly Medicine. January 2011. Vanity Fair.

Baumeister, Alan A. The Tulane Electrical Brain Stimulation Program. A historical Case Study in Medical Ethics. 2000. *Journal of the History of the Neurosciences*. 9 (3): 262–278. doi:10.1076/jhin.9.3.262.1787. PMID 11232368.

Baydala LT, Jill M. Starkes (2014). "Health research involving First Nations, Inuit and Métis children and their communities". *Paediatrics & Child Health*. 19 (2): 99–102. doi:10.1093/pch/19.2.99. PMC 3941676. PMID 24596485.

Beecher, H. K. Ethics and Clinical Research. 1966. *New England Journal of Medicine*. 274 (24): 1354–1360. doi:10.1056/NEJM196606162742405. PMC 2566401. PMID 5327352.

Berenbaum, Michael. *The world must know: the history of the Holocaust as told in the United States Holocaust Memorial Museum*. 1993. Boston: Little, Brown. ISBN 0-316-09134-0.

Berger RL, M.D. (1990). Nazi Science — The Dachau Hypothermia Experiments. *The New England Journal of Medicine*. 322 (20): 1435–1440. doi:10.1056/NEJM199005173222006. PMID 2184357.

Black WC. The etiology of acute infectious gingivostomatitis (Vincent's stomatitis). 1942. *The Journal of Pediatrics*. 20 (2): 145–60. doi:10.1016/S0022-3476(42)80125-0.

Black, Edwin. *War Against the Weak: Eugenics and America's Campaign to Create a Master Race*. 2004. United States: Thunder's Mouth Press. ISBN 1-56858-258-7. Retrieved 14 April 2008.

Blue E. The Strange Career of Leo Stanley: Remaking Manhood and Medicine at San Quentin State Penitentiary, 1913–1951. (2009). *Pacific Historical Review*. 78 (2): 210–241. doi:10.1525/phr.2009.78.2.210. JSTOR 10.1525/phr.2009.78.2.210.

Blum W. *Rogue state: a guide to the world's only superpower*. 2006. Zed Books. pp. 147–149. ISBN 9781842778272.

Bogod, David. The Nazi Hypothermia Experiments: Forbidden Data? 2004. *Anaesthesia*. 59 (12): 1155–1156. doi:10.1111/j.1365-2044.2004.04034.x. PMID 15549970.

Brody, Baruch A. *The Ethics of Biomedical Research: An International Perspective*. 1998. Oxford University Press. ISBN 978-0-19-509007-9.

Bryson, Christopher. "4". *The fluoride deception*. 2004. Seven Stories Press. ISBN 9781583225264.

Caton H. The ethics of human embryo experimentation. *The Linacre quarterly*. 1987;54(4):24-42.

Cavaliere G. *Disciplining Bioethics: The Debate Over Human Embryo Research : A (Grumpy)Review of J. Benjamin Hurlbut, 2017, Experiments in Democracy: Human Embryo*

Research and the Politics of Bioethics, Columbia University Press (New York, 978-0-231-17954-6, 376 pp.). *Journal of bioethical inquiry*. 2018.

Chaudhary SK, Chaudhary K. Unethical experimental studies on humans. *Journal of the Indian Medical Association*. 1994;92(7):241-2.

Cherbonnier A. Nasal Radium Irradiation of Children Has Health Fallout. 1 October 1997. *Baltimore Chronicle and Sentinel*.

Christopher et al. Biological warfare. A historical perspective. 1997. *Journal of the American Medical Association*. 6 August 1997;278(5):412-7.

Cina, Stephen J.; Perper, Joshua A. *When Doctors Kill*. 2010. Springer. ISBN 978-1-4419-1368-5.

Cockburn, Alexander; Jeffrey St. Clair. *Whiteout: The CIA, Drugs and the Press*. 1998. New York: Verso. ISBN 978-1-85984-258-4.

Cole LA. *Clouds of Secrecy: The Army's germ warfare tests over populated areas*. 1999. Rowman and Littlefield Publishers.

Cole, Leonard A. *The Eleventh Plague: The Politics of Biological and Chemical Warfare*. 1996. MacMillan. ISBN 978-0-8050-7214-3.

Conahan F. *Human Experimentation: An overview of cold war experimentation programs*. 1994. United States General Accounting Office.

Cooter R. *In the Name of the Child*. 1992. Routledge. ISBN 978-0-203-41223-7.

Cuerda-Galindo E, Sierra-Valenti X, Gonzalez-Lopez E, Lopez-Munoz F. Syphilis and human experimentation from the first appearance of the disease to World War II: a historical perspective and reflections on ethics. *Actas dermo-sifiliograficas*. 2014;105(8):762-7.

Cuerda-Galindo E, Sierra-Valenti X, Gonzalez-Lopez E, Lopez-Munoz F. Syphilis and human experimentation from World War II to the present: a historical perspective and reflections on ethics. *Actas dermo-sifiliograficas*. 2014;105(9):847-53.

Dahl M. Selection and destruction-treatment of "unworthy-to-live" children in the Third Reich and the role of child and adolescent psychiatry. 2001. *Prax Kinderpsychol Kinderpsychiatr* 50:170-91.

Deutsch E. Ethical and legal problems of medical experiments on humans. Comparative consideration of American "human experimentation" and German medical research. *Monographien aus dem Gesamtgebiete der Psychiatrie*. 1978;19:53-60.

Dober, Gregory. *Cheaper than Chimpanzees: Expanding the Use of Prisoners in Medical Experiments*. 2008. *Prison Legal News*, Vol. 19 No. 3.

- Dracobly A. Ethics and experimentation on human subjects in mid-nineteenth-century France: the story of the 1859 syphilis experiments. *Bulletin of the history of medicine*. 2003;77(2):332-66.
- Eckart WU. *Man, Medicine, and the State: The human body as an object of government sponsored medical research in the 20<sup>th</sup> century*. 2006. Franz Steiner Verlag. ISBN 978-3-515-08794-0.
- Elliott C. *The Deadly Corruption of Clinical Trials*. 2010. Mother Jones.
- Estabrooks, G.H. Hypnosis comes of age. *Science Digest*, 44-50, April 1971
- Farahany NA, Greely HT, Hyman S, Koch C, Grady C, Paşca SP, et al. The ethics of experimenting with human brain tissue. *Nature*. 2018;556(7702):429-32.
- Farber SA. *Nasal Radium Irradiation: Bad Science, Bad Medicine, Bad Ethics*. 1996. Testimony to U.S. Senate Committee on Governmental Affairs (ACHRE hearings). ISBN 9780788148699.
- Fletcher J, Sowle CR, Levine M, Radford EP, Jr., Vaughan JH, Jr., Hess EV, et al. Human experiments--some questions of ethics. *Postgraduate medicine*. 1968;43(3):80-5.
- Frankel, Mark S. *The Development of Policy Guidelines Governing Human Experimentation in the United States*. 1975. *Ethics in Science and Medicine*. 2.
- Freeman K. *The Unfought Chemical War*. 1991. *Bulletin of the Atomic Scientists*: 30-39.
- Friedlander, Henry. *The Origins of Nazi Genocide: From Euthanasia to the Final Solution'*. 1997. University of North Carolina Press.
- Friedman JS ed. (2005). *The Secret Histories: Hidden Truths that Challenged the Past and Changed the World*. Macmillan. ISBN 978-0-312-42517-3.
- Gardella, JE. The cost-effectiveness of killing: an overview of Nazi euthanasia. 1999. *Medical Sentinel*. 4: 132–5.
- Ghoshal N, Wilkinson PO. Flowers for Algernon: The ethics of human experimentation on the intellectually disabled. *Psychiatria Danubina*. 2017;29(Suppl 3):194-5.
- Gillmor, D. *I Swear by Apollo: Dr. Ewen Cameron and the CIA-Brainwashing Experiments*. 1987. Montreal: Eden Press.
- Goldzieher JW, Moses LE, Averkin E, Scheel C, Taber BZ. "A placebo-controlled double-blind crossover investigation of the side effects attributed to oral contraceptives". 1971. *Fertil Steril*. 22 (9): 609–23. doi:10.1016/s0015-0282(16)38469-2. PMID 4105854.
- Goliszek A. *In the Name of Science: A History of Secret Programs, Medical Research, and Human Experimentation*. 2003. St. Martin's Press.

Gordon D. The Verdict: No harm, no foul. 1996. Bulletin of the Atomic Scientists. 52 (1).

Gray, Fred D. The Tuskegee Syphilis Study, Montgomery: New South Books, 1998.

Griffiths J, Bryson C. Fluoride, Teeth, and the Atomic Bomb. September 1997. Waste Not, Issue #414.

Grodin, Michael A. & Glantz, Leonard H., ed. Children as research subjects: science, ethics, and law. 1994. Oxford University Press US. ISBN 9780195071030.

Gustafsson, BE; Quensel, CE; Lanke, LS; Lundqvist, C; Grahnen, H; Bonow, BE; Krasse, B. The Vipeholm dental caries study; the effect of different levels of carbohydrate intake on caries activity in 436 individuals observed for five years. 1954. Acta Odontologica Scandinavica. 11 (3-4): 232-64. doi:10.3109/00016355308993925. PMID 13196991.

Halpern, Sydney A. Lesser Harms: The Morality of Risk in Medical Research. 2006. University of Chicago Press. ISBN 978-0-226-31452-5.

Hammer Breslow, Lauren. The Best Pharmaceuticals for Children Act of 2002: The Rise of the Voluntary Incentive Structure and Congressional Refusal to Require Pediatric Testing. 2003. Harvard Journal of Legislation, Vol. 40. 133-93.

Harkness, J.; Lederer, S.; Wikler, D. (2001). "Laying ethical foundations for clinical research". Bulletin of the World Health Organization. 79 (4): 365-366. PMC 2566394. PMID 11357216.

Hilleman MR. Vaccines, human experimentation, and ethics in evolutionary perspective. Developments in biological standardization. 1998;95:13-7.

Hilts PJ, Stolberg SG. Ethics lapses at Duke halt dozens of human experiments. The New York times on the Web. 1999:A26.

Hilts PJ. Study or human experiment? Face-lift project stirs ethical concerns. The New York times on the Web. 1998:25-6.

Hornblum, Allen M. (1998). Acres of Skin: Human experiments at Holmesburg Prison, a story of abuse and exploitation in the name of medical science. Routledge. ISBN 978-0-415-91990-6.

Hornblum, Allen M. (2007). Sentenced to Science: One Black Man's Story of Imprisonment in America. The Pennsylvania State University Press. ISBN 978-0-271-03336-5.

Hornblum, Allen M.; Newman, Judith Lynn; Dober, Gregory J. (2013). Against Their Will: The Secret History of Medical Experimentation on Children in Cold War America. New York, NY: Palgrave Macmillan. ISBN 978-0-230-34171-5.

Howard-Jones N. Human experimentation in historical and ethical perspectives. Social science & medicine (1982). 1982;16(15):1429-48.

Howell T, Sack RL. The ethics of human experimentation in psychiatry: toward a more informed consensus. *Psychiatry*. 1981;44(2):113-32.

Huchthausen JP. *A Legacy of Secrecy and Atrocities: Government Experiments on Humans and Animals*. 2012. CreateSpace Independent Publishing Platform.

Hunt L. *Secret Agenda: The United States Government, Nazi Scientists, and Project Paperclip, 1945 to 1990*. 1991. CreateSpace Independent Publishing Platform.

Iacopino V, Allen SA, Keller AS. Ethics. Bad science used to support torture and human experimentation. *Science (New York, NY)*. 2011;331(6013):34-5.

Jody D, Lieberman JA, Geisler S, Szymanski S, Alvir JM (1990). Behavioral response to methylphenidate and treatment outcome in first episode schizophrenia. *Psychopharmacol Bull*. 26 (2): 224–30. PMID 2236460.

Jones JH. *Bad Blood: The Tuskegee Syphilis Experiment*. 1993 Free Press.

Jonsen AR. *The Birth of Bioethics*. 1998. Oxford University Press.

Kaiser J. Toxicology. Academy panel mulls ethics of human pesticide experiments. *Science (New York, NY)*. 2003;299(5605):327-9.

Kalechofsky R. *Human Experimentations: Before the Nazi era and after*.  
<http://www.micahbooks.com/readingroom/humanexperimentation>.

Kaler, Amy (1998). "A threat to the nation and a threat to the men: the banning of Depo-Provera in Zimbabwe, 1981". *Journal of Southern African Studies*. 24 (2): 347.  
doi:10.1080/03057079808708580.

Katz RV, Kegeles SS, Kressin NR, et al. (November 2006). "The Tuskegee Legacy Project: willingness of Minorities to Participate in Biomedical Research". *J Health Care Poor Underserved*. 17 (4): 698–715. doi:10.1353/hpu.2006.0126. PMC 1780164. PMID 17242525.

Kaye, Jonathan. "Retin-A's Wrinkled Past", *Pennsylvania History Review*, Spring 1997.

Kerpel-Fronius S. Influence of the Nuremberg physicians' trials--beginning a new era in the ethical judging of human experiments. *Orvosi hetilap*. 2008;149(5):195-201.

Kopp, V. (1999). "Henry Knowles Beecher and the development of informed consent in anesthesia research". *Anesthesiology*. 90 (6): 1756–1765. doi:10.1097/00000542-199906000-00034. PMID 10360876.

Koreen AR, Lieberman JA, Alvir J, Chakos M (1997). "The behavioral effect of m-chlorophenylpiperazine (mCPP) and methylphenidate in first-episode schizophrenia and normal controls". *Neuropsychopharmacology*. 16 (1): 61–8. doi:10.1016/S0893-133X(96)00160-1. PMID 8981389.

LaFleur WR, Gernot Böhme, Susumu Shimazono, eds. *Dark Medicine: Rationalizing Unethical Medical Research*. 2008. Indiana University Press.

Langer E. Human Experimentation: Cancer Studies at Sloan-Kettering Stir Public Debate on Medical Ethics. *Science* (New York, NY). 1964;143(3606):551-3.

Layman EJ. Human experimentation: historical perspective of breaches of ethics in US health care. *The health care manager*. 2009;28(4):354-74.

LeBaron WD. (1998). *America's nuclear legacy*. Nova Publishers. ISBN 9781560725565.

Lederer SE. *Subjected to Science: Human Experimentation in America before the Second World War*. 1997. The Henry E. Sigerist Series in the History of Medicine. Johns Hopkins University Press. Baltimore, MD.

Lee, M. A., Shlain, B. (1985). *Acid Dreams, the Complete Social History of LSD: the CIA, the Sixties, and Beyond*. Grove Press.

Lefor AT. Scientific misconduct and unethical human experimentation: historic parallels and moral implications. *Nutrition* (Burbank, Los Angeles County, Calif). 2005;21(7-8):878-82.

Levine, Robert J. "Ethics and regulation of clinical research, 2nd ed". Yale University Press, 1986. ISBN 0806711124

Lieberman JA, Alvir J, Geisler S, Ramos-Lorenzi J, Woerner M, Novacenko H, Cooper T, Kane JM (1994). "Methylphenidate response, psychopathology and tardive dyskinesia as predictors of relapse in schizophrenia". *Neuropsychopharmacology*. 11 (2): 107–18. doi:10.1038/npp.1994.40. PMID 7840862.

Lieberman JA, Kane JM, Gadaleta D, Brenner R, Lesser MS, Kinon B (1984). "Methylphenidate challenge as a predictor of relapse in schizophrenia". *Am J Psychiatry*. 141 (5): 633–8. doi:10.1176/ajp.141.5.633. PMID 6143506.

Lieberman JA, Kane JM, Sarantakos S, Gadaleta D, Woerner M, Alvir J, Ramos-Lorenzi J (1987). "Prediction of relapse in schizophrenia". *Arch Gen Psychiatry*. 44 (7): 597–603. doi:10.1001/archpsyc.1987.01800190013002. PMID 2886110.

Loue, Sana (2000). *Textbook of research ethics: theory and practice*. Springer. ISBN 978-0-306-46448-5.

Lux, M. (1998). Perfect subjects: race, tuberculosis, and the Qu'Appelle BCG Vaccine Trial. *Canadian Bulletin of Medical History*. 15 (2): 277–295. doi:10.3138/cbmh.15.2.277. PMID 11624067.

MacDonald NE. (2014). "Canada's shameful history of nutrition research on residential school children: the need for strong medical ethics in Aboriginal health research". *Paediatrics & Child*

Health. Oxford University Press. 19 (2): 64. doi:10.1093/pch/19.2.64. PMC 3941673. PMID 24596474.

Maio G. Medical ethics as health policy. On the French discussion of human experimentation after 1945. *Medizinhistorisches Journal*. 2001;36(1):35-80.

Mangold, Tom; Goldberg, Jeff (2000). *Plague wars: a true story of biological warfare*. Macmillan. p. 37. ISBN 978-0-312-20353-5.

Matsumoto G. *Vaccine A: The Covert Government Experiment That's Killing Our Soldiers—and Why GI's Are Only the First Victims*. 2004. Basic Books.

Maugh TH. Eugene Saenger, 90; physician conducted pivotal studies on effects of radiation exposure. 6 October 2007. *Los Angeles Times*.

McCaughey D. *The Ethics and Politics of Human Experimentation*, by Paul M. McNeill. *Bioethics*. 1995;9(5):437-43.

McCoy, Alfred W. (2006). *A question of torture: CIA Interrogation, From the Cold War to the War on Terror*. New York: Metropolitan Books. ISBN 978-0-8050-8041-4.

Meier, Benjamin Mason. *International Protection of Persons Undergoing Medical Experimentation: Protecting the Right of Informed Consent*. *Berkeley Journal of International Law* [1085-5718] Meier yr:2002 vol:20 iss:3 pg:513 -554

Melnick, Alan L. *Biological, Chemical, and Radiological Terrorism: Emergency Preparedness and Response for the Primary Care Physician*. 2008. Springer. p. 2. ISBN 9780387472317.

Metzger WG, Ehni HJ, Kremsner PG, Mordmuller BG. Experimental infections in humans—historical and ethical reflections. *Tropical medicine & international health : TM & IH*. 2019;24(12):1384-90.

Mitscherlich, A; Mielke F (1992). "Epilogue: Seven Were Hanged". In Annas GJ & Grodin MA (eds.). *The Nazi Doctors And The Nuremberg Code - Human Rights in Human Experimentation*. New York: Oxford University Press.

Mohr, Clarence L.; Joseph E. Gordon. *Tulane: the emergence of a modern university, 1945-1980*. 2001. LSU Press. p. 123. ISBN 9780807125533.

Morad Y, Levy Y, Eldad A. Human experimentation in the Israel Defence Forces--between the hammer of necessity and the anvil of ethics. *Harefuah*. 2000;138(9):765-7.

Moreno, Jonathan D. (2001). *Undue Risk: Secret State Experiments on Humans*. Routledge. ISBN 978-0-415-92835-9.



Moss, William; Eckhardt, Roger (1995). "The Human Plutonium Injection Experiments" (PDF). Los Alamos Science. Radiation Protection and the Human Radiation Experiments (23): 177–223. Retrieved December 6, 2013.

Newman JL, Gregory J. Dober and Allen M. Hornblum. *Against Their Will: The Secret History of Medical Experimentation on Children in Cold War America*. 2014. Palgrave Macmillan

Numbers RL. William Beaumont and the ethics of human experimentation. *Journal of the history of biology*. 1979;12(1):113-35.

Offit Paul A. (2007). *The Cutter Incident: How America's first polio vaccine led to the growing vaccine crisis*. Yale University Press. p. 37. ISBN 9780300126051.

Oransky V. *For the Good of Mankind? The Shameful History of Human Medical Experimentation*. 2013. Twenty First Century Books.

Otterman, Michael (2007). *American torture: from the Cold War to Abu Ghraib and beyond*. Melbourne Univ. Publishing. ISBN 978-0-522-85333-9.

Pacchioli D. (1996). "Subjected to Science". *Research/Penn State*. 17 (1). Archived from the original on January 10, 2013.

Paola FA, Robert Walker, Lois Lacivita Nixon, ed. *Medical Ethics and Humanities*. 2009. Jones & Bartlett Publishers. pp. 185–186. ISBN 9780763760632.

Parenti M. *The Sword and the Dollar: Imperialism, Revolution, and the Arms Race*. 1989. St. Martins Press.

Parry J. The ethics of human experimentation. *Canadian doctor*. 1979;45(4):35, 7.

Pechura, Constance M. & Rall, David P., ed. *Veterans at Risk: the health effects of mustard gas and Lewisite*. 1993. National Academies Press. ISBN 9780309048323.

Perni, Holliston (2005). *A Heritage of Hypocrisy*. Pleasant Mount Press, Inc. p. 79. ISBN 978-0976748977.

Pontell HN, Gilbert Geis, ed. (2007). *International handbook of white-collar and corporate crime*. Springer. p. 62. ISBN 9780387341101.

Popper SE, McCloskey K. Ethics in human experimentation: examples in aeromedical research. *Military medicine*. 1995;160(1):12-5.

Richelson, JT (ed.) *Science, Technology and the CIA: A National Security Archive Electronic Briefing Book*. 2001. George Washington University.

Robinson D, Mayerhoff D, Alvir J, Cooper T, Lieberman J (1991). "Mood responses of remitted schizophrenics to methylphenidate infusion". *Psychopharmacology*. 105 (2): 247–52. doi:10.1007/bf02244317. PMID 1796130.

- Ross CA. *The C.I.A. Doctors: Human Rights Violations by American Psychiatrists*. 2006. Manitou Communications.
- Rothman DJ. (1987). Ethics and Human Experimentation. *New England Journal of Medicine*. 317 (19): 1195–1199. doi:10.1056/NEJM198711053171906. PMID 3309660.
- Rothman DJ. *Strangers at the Bedside: A History of How Law and Bioethics Transformed Medical Decision Making*. 1992. Basic Books. ISBN 978-0-465-08210-0.
- Russell D. *On the trail of the JFK assassins*. 2008. Skyhorse Publishing. p. 273. ISBN 9781602393226.
- Sanders R. *The History of Bioterrorism in America*. RaceandHistory.com. Sunday, November 24, 2002.
- Saso L, Silvestrini B. Ethical issues of human experimentation with special reference to informed consent. *Minerva medica*. 2000;91(10):255-65.
- Saunders WL. Lethal experimentation on human beings: Roe's effect on bioethics. *The Fordham urban law journal*. 2004;31(3):817-30.
- Savitt, Todd Lee. *Medicine and slavery: the diseases and health care of Blacks in antebellum Virginia*. 2002. University of Illinois Press. p. 299. ISBN 9780252008740.
- Schaefer, Naomi. *The Legacy of Nazi Medicine*, *The New Atlantis*, Number 5, Spring 2004, pp. 54–60.
- Schefflin, A.W., & Opton, E.M. *The mind manipulators*. 1978. New York: Paddington Press.
- Shamoo, Adil E.; Resnik, David B. (2009). *Responsible Conduct of Research*. Oxford University Press US. ISBN 978-0-19-536824-6.
- Sharav VH. *Human Experiments: A Chronology of Human Research*. <http://www.researchprotection.org/history/chronology.html>.
- Small, Martin; Vic Shayne. *Remember Us: My Journey from the Shtetl through the Holocaust*. 2012. Skyhorse.
- Snežana, Bošnjak (2001). The declaration of Helsinki: The cornerstone of research ethics. *Archive of Oncology*. 9 (3): 179–84.
- Spitz, Vivien (2005). *Doctors from Hell: The Horrific Account of Nazi Experiments on Humans*. Sentient Publications. ISBN 1-59181-032-9.
- Steadman JH. Ethical review of human experimentation in the consumer products industry. *The Netherlands journal of medicine*. 1998;52(4):138-41.

Stein R. U.S. apologizes for newly revealed syphilis experiments done in Guatemala. 2010. The Washington Post.

Stephens M. The Treatment: The story of those who died in the Cincinnati radiation tests. 2002. Duke University Press, Durham, N.C., ISBN 0-8223-2811-9.

Szetela C. Toward increased public representation on bioethics committees: lessons from judging the Cold War human radiation experiments. *Accountability in research*. 1999;6(3):183-203.

Tanner DE. Narrative, ethics, and human experimentation in Richard Selzer's "Alexis St. Martin": the miraculous wound re-examined. *HEC forum : an interdisciplinary journal on hospitals' ethical and legal issues*. 2000;12(2):149-60.

Tansey, Bernadette. Serratia has dark history in region: Army test in 1950 may have changed microbial ecology. 2004. San Francisco Chronicle.

Thomas G. Journey into Madness. The Secret Story of Secret CIA Mind Control and Medical Abuse. 1989. Bantam.

Tifus F. U.S. Government Human Experiments. 2012. CreateSpace Independent Publishing Platform.

Tomossy GF. Ethical regulation or regulating ethics? The need for both internal and external governance of human experimentation. *Monash bioethics review*. 2002;21(4):S59-65.

Tyebkhan, G (2003). "Declaration of Helsinki: the ethical cornerstone of human clinical research". *Indian Journal of Dermatology, Venereology and Leprology*. 69 (3): 245–7. PMID 17642902.

Veatch RM, Sollitto S. Human experimentation--the ethical questions persist. *The Hastings Center report*. 1973;3(3):1-3.

Veatch RM. Experimental pregnancy: the ethical complexities of experimentation with oral contraceptives. *Hastings Cent Rep*. 1971 Jun; (1):2–3. PMID 4137658

Villa L. Ethics and deontology of experimentation on humans. *Minerva medica*. 1966;57(89):3733-9.

Visser HKA. Experimental malaria in human volunteers: ethical aspects. *The Netherlands journal of medicine*. 2005;63(2):41-2.

Voino-Iasenetskii MV. Animal experiments, human biopsies and medical ethics. *Klinicheskaia meditsina*. 1978;56(4):140-4.

Walters L. Ethical issues in experimentation on the human fetus. *The Journal of religious ethics*. 1974;2(1):33-54.

Washington HA. *Medical Apartheid: The Dark History of Medical Experimentation on Black Americans from Colonial Times to the Present*. 2008. Anchor.

Wasserman H. *Killing Our Own: The disaster of America's experience with atomic radiation*. Delacorte Press, 1992, ISBN 978-0-440-04567-0

Weindling P, von Villiez A, Loewenau A, Farron N. The victims of unethical human experiments and coerced research under National Socialism. *Endeavour*. 2016;40(1):1-6.

Weindling, Paul (Spring 2001). The Origins of Informed Consent - Nuremberg Code, *Bulletin of the History of Medicine*.

Weinstein, H. *Psychiatry and the CIA: Victims of mind control*. 1990. Washington, DC: American Psychiatric Press.

Welsome E. *The Plutonium Files: America's Secret Medical Experiments in the Cold War*. 1999. New York: Dial Press. ISBN 978-0-385-31402-2.

Weyers W. (2003). *The abuse of man: an illustrated history of dubious medical experimentation*. Ardor Scribendi. ISBN 9781893357211.

Wheelis, Mark; Rózsa, Lajos; Dando, Malcolm (2006). *Deadly cultures: biological weapons since 1945*. Harvard University Press. pp. 27–28. ISBN 978-0-674-01699-6.

Whitaker, Robert. *Mad in America: Bad Science, Bad Medicine, and the Enduring Mistreatment of the Mentally Ill*. 2003. Basic Books. ISBN 9780465020140.

White RJ. Human experimentation. Is it ethical? *The Ohio State medical journal*. 1985;81(6):387-9, 92.

Wiater AH. Experiments with germinating human life. Medical ethical problems of test-tube babies. *Deutsche medizinische Wochenschrift* (1946). 1982;107(43):1647-50.

Wikler D. The central ethical problem in human experimentation and three solutions. *Clinical research*. 1978;26(6):380-3.

Wilshire HG; Jane E. Nielson; Richard W. Hazlett (2008). *The American West at Risk: Science, Myths, and Politics of Land Abuse and Recovery*. Oxford University Press. p. 176. ISBN 978-0-19-514205-1.

Xu Y, Zhu Z, Wang L. The survey of clinical human experimentation research in ethical review of postgraduates students. *Journal international de bioethique = International journal of bioethics*. 2012;23(2):131-9, 81.

Young L. What happened to Jim? Experiments on Canada's indigenous populations. 2016. *Global News*.

Appendix 1B – Ethics of Medical Experiments – References

Albury RM. Inquiring into ethics: the Australian Senate and human embryo experimentation. *The Australian journal of social issues*. 1989;24(4):269-84.

Alexander L. Ethics of human experimentation. *Psychiatric journal of the University of Ottawa : Revue de psychiatrie de l'Universite d'Ottawa*. 1977;1(1-2):40-6.

Allan FN. Ethics in relation to human experimentation with new drugs. *Polskie Archiwum Medycyny Wewnetrznej*. 1970;4(4):405-10.

Angioi K, Duprez A. Scientific and ethical in vivo human experimentation. *Revue de pneumologie clinique*. 1999;55(4):199-202.

Barber B. The ethics of experimentation with human subjects. *Scientific American*. 1976;234(2):25-31.

Bennett BM, Nakamura E. ETHICS OF HUMAN EXPERIMENTATION. *British medical journal*. 1964;2(5402):135-6.

Bergkamp L. Research ethics committees and the regulation of medical experimentation with human beings in The Netherlands. *Medicine and law*. 1988;7(1):65-72.

Bernstein JE. Ethical considerations in human experimentation. *Journal of clinical pharmacology*. 1975;15(8-9):579-90.

Bernstein JE. Ethical considerations in human experimentation. *The Journal of clinical pharmacology and new drugs*. 1975;15(8-9):579-90.

Brennan MJ, Rakatansky H. Ethics of human experimentation. *Annals of internal medicine*. 1966;65(6):1342-3.

Brett A, Grodin M. Ethical aspects of human experimentation in health services research. *Jama*. 1991;265(14):1854-7.

Butterworth JFt. Ethics and human experimentation. *Anesthesiology*. 2011;114(4):1001-2; author reply 2-3.

Cabello F. Human experimentation, human rights and medical ethics. *Revista medica de Chile*. 1984;112(9):931-4.

Cassidy VR. Literary works as case studies for teaching human experimentation ethics. *The Journal of nursing education*. 1996;35(3):142-4.

Caton H. The ethics of human embryo experimentation. *The Linacre quarterly*. 1987;54(4):24-42.

Cavaliere G. Disciplining Bioethics: The Debate Over Human Embryo Research : A (Grumpy)Review of J. Benjamin Hurlbut, 2017, *Experiments in Democracy: Human Embryo*

Research and the Politics of Bioethics, Columbia University Press (New York, 978-0-231-17954-6, 376 pp.). *Journal of bioethical inquiry*. 2018.

Chaudhary SK, Chaudhary K. Unethical experimental studies on humans. *Journal of the Indian Medical Association*. 1994;92(7):241-2.

Childress JF. Ethical issues in the experimentation with human subjects. *Connecticut medicine*. 1979;43(10 Suppl):26-31.

Chroscielewski E. Human medical experimentation in Poland (the main ethical, deontological and legal problems). *Polski tygodnik lekarski (Warsaw, Poland : 1960)*. 1988;43(1):11-5.

Cibrie P. Professional ethics and human experimentation. *Concours medical*. 1955;77(1):55-60.

Code of ethics on human experimentation adapted from the Helsinki Declaration of the World Medical Association. *The American journal of orthopsychiatry*. 1968;38(4):589-90.

Colaci R, Lutz M, Martellone R, Mazzarella C, Vicaretti A, Cosseta AB. Human experimentation: the ethical implications. The Italian Red Cross and the Edoardo e Virginia Agnelli School for Professional Nurses, Rome. *Professioni infermieristiche*. 1993;46(3):42-4.

Cuerda-Galindo E, Sierra-Valenti X, Gonzalez-Lopez E, Lopez-Munoz F. Syphilis and human experimentation from the first appearance of the disease to World War II: a historical perspective and reflections on ethics. *Actas dermo-sifiliograficas*. 2014;105(8):762-7.

Cuerda-Galindo E, Sierra-Valenti X, Gonzalez-Lopez E, Lopez-Munoz F. Syphilis and human experimentation from World War II to the present: a historical perspective and reflections on ethics. *Actas dermo-sifiliograficas*. 2014;105(9):847-53.

Curran CE. Ethical considerations in human experimentation. *Duquesne law review*. 1975;13(4):819-40.

Daniel TM, Cherniack NS, Douglas JG, Kammer GM, Ratnoff OD. The ethics of human experimentation. *The Journal of laboratory and clinical medicine*. 1988;112(5):529-30.

de Souza D. Ethics of human experimentation. *The Medical journal of Australia*. 1981;1(4):163, 5-6.

Delgado R, Leskovic H. Informed consent in human experimentation: bridging the gap between ethical thought and current practice. *UCLA law review University of California, Los Angeles School of Law*. 1986;34(1):67-130.

Demarez J-P. From Nuremberg to the ethics committees in human experimentation. *Medecine sciences : M/S*. 2008;24(2):208-12.

Deutsch E. Ethic commissions for experiments on humans. *Der Chirurg; Zeitschrift fur alle Gebiete der operativen Medizin*. 1983;54(9):623-6.

Deutsch E. Ethical and legal problems of medical experiments on humans. Comparative consideration of American "human experimentation" and German medical research. *Monographien aus dem Gesamtgebiete der Psychiatrie*. 1978;19:53-60.

Dolan M. Ethics of human experimentation. *The New England journal of medicine*. 1973;289(1):46.

Dracobly A. Ethics and experimentation on human subjects in mid-nineteenth-century France: the story of the 1859 syphilis experiments. *Bulletin of the history of medicine*. 2003;77(2):332-66.

Draft Code of Ethics on Human Experimentation. *Canadian Medical Association journal*. 1963;89(18):958.

Dresse A. The Ethics Committee meeting in Belgium May 7, 2004, on human experimentation. *Bulletin et memoires de l'Academie royale de medecine de Belgique*. 2005;160(5-6):224-30; discussion 30-1.

Edgar H, Rothman DJ. The institutional review board and beyond: future challenges to the ethics of human experimentation. *The Milbank quarterly*. 1995;73(4):489-506.

Editorial: Ethical problems in human experimentation. *Harefuah*. 1973;85(6):280-2.

Engelbrecht N. Human experimentation--ethics, law. *Ugeskrift for laeger*. 1990;152(10):650-2.

Enoch M-A, Johnson K, George DT, Schumann G, Moss HB, Kranzler HR, et al. Ethical considerations for administering alcohol or alcohol cues to treatment-seeking alcoholics in a research setting: can the benefits to society outweigh the risks to the individual? A commentary in the context of the National Advisory Council on Alcohol Abuse and Alcoholism -- Recommended Council Guidelines on Ethyl Alcohol Administration in Human Experimentation (2005). *Alcoholism, clinical and experimental research*. 2009;33(9):1508-12.

Erslev AJ, Barber B. The ethics of human experimentation. *Scientific American*. 1976;234(5):7-8.

Ethical principles in human experimentation. *The New England journal of medicine*. 1973;288(23):1247-8.

Ethics of Human Experimentation. *British medical journal*. 1963;2(5348):1-2.

Ethics of human experimentation. *The New England journal of medicine*. 1973;289(11):593-4.

Farahany NA, Greely HT, Hyman S, Koch C, Grady C, Paşca SP, et al. The ethics of experimenting with human brain tissue. *Nature*. 2018;556(7702):429-32.

Fletcher G. On ethics in human experimentation. *Anesthesiology*. 1970;32(5):471-2.

Fletcher J, Sowle CR, Levine M, Radford EP, Jr., Vaughan JH, Jr., Hess EV, et al. Human experiments--some questions of ethics. *Postgraduate medicine*. 1968;43(3):80-5.

Frenkel DA. Human experimentation: codes of ethics. *Legal medical quarterly*. 1977;1(1):7-14.

Freund PA. Ethical problems in human experimentation. *The New England journal of medicine*. 1965;273(13):687-92.

Friedman RJ. Scientific and ethical considerations in human clinical experimentation. *Southern medical journal*. 1992;85(9):917-22.

Gallo C, Vineis P, Catalano G, Lojaco G, Satolli R. The ethical aspects of human experimentation. *Epidemiologia e prevenzione*. 1995;19(64):235-46.

Ghoshal N, Wilkinson PO. Flowers for Algernon: The ethics of human experimentation on the intellectually disabled. *Psychiatria Danubina*. 2017;29(Suppl 3):194-5.

Goldenberg S. Ethical aspects on human experimentation included in the instructions for the authors in Brazilian scientific journals. *Revista da Associacao Medica Brasileira* (1992). 1999;45(4):289.

Graham JB. Human experimentation: the ethical dilemma. *North Carolina medical journal*. 1984;45(6):405-9.

Gutteridge F. Human experimentation and medical ethics. International guidelines for biomedical research involving human subjects. *WHO chronicle*. 1981;35(6):212-5.

Gutteridge F. Human experimentation and medical ethics. *The Australian nurses' journal Royal Australian Nursing Federation*. 1982;11(10):23-5.

Gutteridge F. International nursing: human experimentation and medical ethics. *The Australian nurses' journal Royal Australian Nursing Federation*. 1982;11(10):23-5.

Harper L, Herbst KW, Kalfa N. Ethical issues in research: Human and animal experimentation. *Journal of pediatric urology*. 2018;14(3):286.

Harper L, Herbst KW, Kalfa N. Ethical issues in research: Human and animal experimentation. *Journal of pediatric urology*. 2018;14(3):287-8.

Hazelgrove J. The old faith and the new science: the Nuremberg Code and human experimentation ethics in Britain, 1946-73. *Social history of medicine : the journal of the Society for the Social History of Medicine*. 2002;15(1):109-35.

Heimann P, Isaksson D, Strom G. Medical ethics and human experiments. *Social-Medicinsk tidskrift*. 1963;40:143-52.

Hilleman MR. Vaccines, human experimentation, and ethics in evolutionary perspective. *Developments in biological standardization*. 1998;95:13-7.

Hilts PJ, Stolberg SG. Ethics lapses at Duke halt dozens of human experiments. *The New York times on the Web*. 1999:A26.



Hilts PJ. Study or human experiment? Face-lift project stirs ethical concerns. The New York times on the Web. 1998:25-6.

Horner J, Minifie FD. Research ethics I: Responsible conduct of research (RCR)--historical and contemporary issues pertaining to human and animal experimentation. Journal of speech, language, and hearing research : JSLHR. 2011;54(1):S303-29.

Horowitz HS. Ethical considerations in human experimentation. Journal of dental research. 1977;56:C154-9.

Horowitz HS. Ethical considerations in human experimentation. Journal of dental research. 1977;56 Spec No:C154-9.

Howard-Jones N. Human experimentation in historical and ethical perspectives. Social science & medicine (1982). 1982;16(15):1429-48.

Howell T, Sack RL. The ethics of human experimentation in psychiatry: toward a more informed consensus. Psychiatry. 1981;44(2):113-32.

Hryniewicz L. THE ETHICS OF HUMAN EXPERIMENTATION. The New England journal of medicine. 1964;270:1014-5.

Human experimentation and medical ethics. Nature. 1973;242(5394):152-3.

Human experimentation. Code of ethics of the World Medical Association. Declaration of Helsinki, 1964. Acta diabetologica latina. 1972;9(1):I-IV.

Human Experimentation: Code of Ethics of the World Medical Association (Declaration of Helsinki). Canadian Medical Association journal. 1964;91(11):619.

Iacopino V, Allen SA, Keller AS. Ethics. Bad science used to support torture and human experimentation. Science (New York, NY). 2011;331(6013):34-5.

Ingelfinger FJ. Ethics of human experimentation defined by a national commission. The New England journal of medicine. 1977;296(1):44-5.

International ethical guides for human experimentation. Gaceta medica de Mexico. 1981;117(10):387-9.

Jacobson SF. Ethical issues in experimentation with human subjects. Nursing forum. 1973;12(1):58-71.

Jeder Mensch hat einen Name: Legal and Ethical Dimensions of Human Experiments under National Socialism. Psychiatrie (Stuttgart, Germany). 2010;7(4):255-60.

Kaiser J. Toxicology. Academy panel mulls ethics of human pesticide experiments. Science (New York, NY). 2003;299(5605):327-9.

Kazar G. Ethical implications of human experimentation. Orvosi hetilap. 1989;130(37):2015-6.

Kerpel-Fronius S. Influence of the Nuremberg physicians' trials--beginning a new era in the ethical judging of human experiments. *Orvosi hetilap*. 2008;149(5):195-201.

Khoo OT. Ethics of transplantation and human experimentation. *Singapore medical journal*. 1974;15(3):161-73.

Knepper JD. Use of human subjects in experimentation: a review of legal and ethical issues. *Journal of the American Medical Record Association*. 1982;53(4):62-7 contd.

Knock FE. ETHICAL PROBLEMS OF HUMAN EXPERIMENTATION. *Journal of the American Geriatrics Society*. 1965;13:515-9.

Knoepffler N, Dettweiler U. Human experimentation. Legal regulation and ethical justification in Germany. *Revista de derecho y genoma humano = Law and the human genome review*. 2002(17):57-74.

Krauthammer C. The ethics of human experimentation. *New republic (New York, NY)*. 1981;185(23):16-9.

Krystal JH. Commentary: first, do no harm. Then, do some good: ethics and human experimental psychopharmacology. *The Israel journal of psychiatry and related sciences*. 2002;39(2):89-91.

Langer E. Human Experimentation: Cancer Studies at Sloan-Kettering Stir Public Debate on Medical Ethics. *Science (New York, NY)*. 1964;143(3606):551-3.

Layman EJ. Human experimentation: historical perspective of breaches of ethics in US health care. *The health care manager*. 2009;28(4):354-74.

Leake CD. After-dinner address: ethical theories and human experimentation. *Annals of the New York Academy of Sciences*. 1970;169(2):388-96.

Lefor AT. Scientific misconduct and unethical human experimentation: historic parallels and moral implications. *Nutrition (Burbank, Los Angeles County, Calif)*. 2005;21(7-8):878-82.

Letter: Ethics of human experimentation. *The New England journal of medicine*. 1975;292(6):320-1.

Levine RJ. Symposium--ethics of human experimentation. *Clinical research*. 1973;21(4):774-6.

Luoma H. Ethics of experiments involving human subjects. *Scandinavian journal of dental research*. 1981;89(1):5-9.

Luy J. Ethical and legal aspects of animal experiments on non-human primates. *DTW Deutsche tierärztliche Wochenschrift*. 2007;114(3):81-5.

Maio G. Medical ethics as health policy. On the French discussion of human experimentation after 1945. *Medizinhistorisches Journal*. 2001;36(1):35-80.

Marshall E. Human experimentation. Bioethics panel urges broader oversight. *Science (New York, NY)*. 2001;292(5521):1466-7.

Marziale MHP, Mendes IAC. The publication of studies involving human experimentation in nursing journals: ethical issues. *Revista latino-americana de enfermagem*. 2002;10(2):125-9.

Mathewson HS. ETHICS OF HUMAN EXPERIMENTATION. *Applied therapeutics*. 1964;6:605-6.

McAlister WH. Human experimentation: regulations and ethics. *AJR American journal of roentgenology*. 1978;130(6):1200-1.

McCaughey D. The Ethics and Politics of Human Experimentation, by Paul M. McNeill. *Bioethics*. 1995;9(5):437-43.

Meira AR. Human experimentation: ethics and law. *Revista paulista de medicina*. 1991;109(3):131-3.

Metzger WG, Ehni HJ, Kreamsner PG, Mordmuller BG. Experimental infections in humans--historical and ethical reflections. *Tropical medicine & international health : TM & IH*. 2019;24(12):1384-90.

Morad Y, Levy Y, Eldad A. Human experimentation in the Israel Defence Forces--between the hammer of necessity and the anvil of ethics. *Harefuah*. 2000;138(9):765-7.

Nahum LH. Ethical problems in human experimentation. 1. In relation to law. *Connecticut medicine*. 1966;30(2):98-101.

National Council on Bioethics in Human R. The Ethics of Human Experimentation: Reinventing the Research Ethics Board: Proceedings of a National Workshop held in Ottawa, Ontario, March 5-6, 1995. NCBHR communique = Communique CNBRH. 1996;7(1):5-35.

Numbers RL. William Beaumont and the ethics of human experimentation. *Journal of the history of biology*. 1979;12(1):113-35.

Nyerges G. Ethical implications of scientific human experiments. *Orvosi hetilap*. 1985;126(24):1451-8.

Ohara N. Ethical consideration of experimentation using living human embryos: the Catholic Church's position on human embryonic stem cell research and human cloning. *Clinical and experimental obstetrics & gynecology*. 2003;30(2-3):77-81.

Page S, Godlovitch G, Tremayne-Lloyd T, Srebrolow G. Research ethics approval for human and animal experimentation: consequences of failing to obtain approval--including legal and professional liability *JCCA* 2007; 51(1):56-60. *The Journal of the Canadian Chiropractic Association*. 2007;51(3):186; author reply -7.

Parry J. The ethics of human experimentation. *Canadian doctor*. 1979;45(4):35, 7.

Perez Miravete A. Bioethics and medical ethics in human experimentation. *Salud publica de Mexico*. 1983;25(4):423-31.

Perez-Miravete A. Ethical principles in experimental research with human beings. *Boletin de la Oficina Sanitaria Panamericana Pan American Sanitary Bureau*. 1981;91(6):546-50.

Perez-Miravete A. Ethics in human experimentation. *Gaceta medica de Mexico*. 1982;118(3):83-92.

Popper SE, McCloskey K. Ethics in human experimentation: examples in aeromedical research. *Military medicine*. 1995;160(1):12-5.

Popper SE, McCloskey K. Ethics in human experimentation: historical perspectives. *Military medicine*. 1995;160(1):7-11.

Research ethics and the medical profession. Report of the Advisory Committee on Human Radiation Experiments. *Jama*. 1996;276(5):403-9.

Rickham PP. HUMAN EXPERIMENTATION. CODE OF ETHICS OF THE WORLD MEDICAL ASSOCIATION. DECLARATION OF HELSINKI. *British medical journal*. 1964;2(5402):177.

Rils P. Ethical aspects of human biomedical experiments. *Ugeskrift for laeger*. 1975;137(5):287-92.

Rothman DJ. Ethics and human experimentation. Henry Beecher revisited. *The New England journal of medicine*. 1987;317(19):1195-9.

Sardenberg T, Muller SS, Pereira HR, de Oliveira RA, Hossne WS. Analysis of ethical aspects on human experimentation included in the instructions for the authors in 139 Brazilian scientific journals. *Revista da Associacao Medica Brasileira (1992)*. 1999;45(4):295-302.

Saso L, Silvestrini B. Ethical issues of human experimentation with special reference to informed consent. *Minerva medica*. 2000;91(10):255-65.

Saunders WL. Lethal experimentation on human beings: Roe's effect on bioethics. *The Fordham urban law journal*. 2004;31(3):817-30.

Sherk HH. Clara Louise Maass. The ethics of experimentation on human subjects. *New Jersey medicine : the journal of the Medical Society of New Jersey*. 2004;101(3):29-32.

Somerville MA. Does the aim of human medical experimentation affect its legal or ethical validity? *Legal medical quarterly*. 1979;3(2):83-92.

Steadman JH. Ethical review of human experimentation in the consumer products industry. *The Netherlands journal of medicine*. 1998;52(4):138-41.

Steinberg A. Ethical considerations in modern human experimentation. *Cancer investigation*. 1991;9(1):99-105.

Szetela C. Toward increased public representation on bioethics committees: lessons from judging the Cold War human radiation experiments. *Accountability in research*. 1999;6(3):183-203.

Tanner DE. Narrative, ethics, and human experimentation in Richard Selzer's "Alexis St. Martin": the miraculous wound re-examined. *HEC forum : an interdisciplinary journal on hospitals' ethical and legal issues*. 2000;12(2):149-60.

Temme LA. Ethics in human experimentation: the two military physicians who helped develop the Nuremberg Code. *Aviation, space, and environmental medicine*. 2003;74(12):1297-300.

The ethics of human experimentation. *Science news*. 1975;107(9):134-5.

Tognoni G. The challenged but indispensable role of ethical committees for human clinical experimentation. *Cortex; a journal devoted to the study of the nervous system and behavior*. 2015;71:420-2.

Tomossy GF. Ethical regulation or regulating ethics? The need for both internal and external governance of human experimentation. *Monash bioethics review*. 2002;21(4):S59-65.

Tremayne-Lloyd T, Srebrolow G. Research ethics approval for human and animal experimentation: consequences of failing to obtain approval--including legal and professional liability. *The Journal of the Canadian Chiropractic Association*. 2007;51(1):56-60.

Veatch RM, Sollitto S. Human experimentation--the ethical questions persist. *The Hastings Center report*. 1973;3(3):1-3.

Villa L. Ethics and deontology of experimentation on humans. *Minerva medica*. 1966;57(89):3733-9.

Visser HKA. Experimental malaria in human volunteers: ethical aspects. *The Netherlands journal of medicine*. 2005;63(2):41-2.

Voino-Iasenetskii MV. Animal experiments, human biopsies and medical ethics. *Klinicheskaia meditsina*. 1978;56(4):140-4.

Vollmann J, Winau R. The Prussian regulation of 1900: early ethical standards for human experimentation in Germany. *Irb*. 1996;18(4):9-11.

Walters L. Ethical issues in experimentation on the human fetus. *The Journal of religious ethics*. 1974;2(1):33-54.

Wecht CH. Human experimentation and clinical investigation--legal and ethical considerations. *Legal medicine annual*. 1977;1976:299-313.

Weindling P, von Villiez A, Loewenau A, Farron N. The victims of unethical human experiments and coerced research under National Socialism. *Endeavour*. 2016;40(1):1-6.

Weiss R. Clinton names 15 to advisory panel on ethics in human experimentation. *The Washington post*. 1996:A9.

White RJ. Human experimentation. Is it ethical? *The Ohio State medical journal*. 1985;81(6):387-9, 92.

Wiater AH. Experiments with germinating human life. Medical ethical problems of test-tube babies. *Deutsche medizinische Wochenschrift* (1946). 1982;107(43):1647-50.

Wikler D. The central ethical problem in human experimentation and three solutions. *Clinical research*. 1978;26(6):380-3.

Xu Y, Zhu Z, Wang L. The survey of clinical human experimentation research in ethical review of postgraduates students. *Journal international de bioethique = International journal of bioethics*. 2012;23(2):131-9, 81.

## **Appendix 2 – Manual Taxonomy of Adverse EMF Health Effects Database**

### A2-A. Category Themes

A query to retrieve Medline records showing adverse health effects of wireless radiation was generated. The query was entered into the Medline search engine, and ~15,000 records were retrieved. Filtering was applied to the retrieval to remove records not associated with adverse health effects of wireless radiation, and 5311 records remained. Thousands of the highest frequency title and abstract phrases were read, the categories from the factor analysis and text clustering approaches of [Appendices 3](#) and [4](#) were evaluated, and a manual taxonomy of main categories in the database was generated. The ~10,000 highest frequency abstract phrases were visually inspected, and assigned to the appropriate categories in the taxonomy.

The following table ([A2-1](#)) shows the categories in the taxonomy, and the phrases associated with each category. For each category, the records associated with the phrases identified were highlighted, and the titles of those records were extracted. Following the table, each category and representative record titles are shown in order to display the breadth of coverage of the category.

In the process of selecting the record titles to represent the category's theme, a second level of filtering was done (visual inspection). Strong emphasis was placed on 1) records associated with microwave frequencies; 2) exposures not exceeding FCC and ICNIRP-based limits; 3) records that clearly showed adverse effects. This meant that ***large numbers of records showing adverse health effects from especially i) power/ELF frequencies and ii) high microwave power exposures that had both thermal and athermal effects were not shown.***

In the latter case (high microwave power exposures), where thermal effects exist, the assumption is usually made that any adverse effects shown are due to thermal effects. This may or may not be correct. Adverse effects could be due to thermal effects, they could be due to higher radiation intensity athermal effects, or they could be due to some (potentially synergistic) combination of thermal and athermal effects. In the record selection process, I used the conservative approach of not selecting records where the radiation flux was associated with increased temperatures.

The categories are not orthogonal; there is some overlap, especially among categories that cover different levels of detail (e.g., cancer-genotoxicity, reproduction-biomarkers, etc). Therefore, some representative record titles may appear in more than one category.

The major adverse effects are listed in the first column (Category), and the phrases associated with the theme are listed in the second column (Key Phrases). These adverse effects are self-explanatory. Each category in the taxonomy is hyper-linked to its respective record titles. To obtain the full record, insert title into Pubmed, or similar Medline search engine.

**Table A2-1 – Manual Taxonomy**

<b>CATEGORY</b>	<b>KEY PHRASES</b>
<u><a href="#">Cancer/Tumors</a></u>	cancer, leukemia, cancers, carcinogenic, breast cancer, malignant, leukaemia, cancer risk, glioma, brain cancer, carcinogenesis, brain tumours, lymphoma, carcinogen, childhood cancer, childhood leukaemia, carcinoma, brain tumor, cancer incidence, carcinogenicity, lymphoblastic, acute lymphoblastic, melanoma, gliomas, neoplasms, acute lymphoblastic leukemia, breast cancer risk, carcinogens, lymphoblastic leukemia, neoplastic, glioblastoma, leukemia risk, malignancy, leukemias, malignancies, neuroblastoma, cancer risks, lung cancer, childhood cancers, lymphomas, astrocytoma, malignant brain, Acute leukemia, mammary gland, brain cancers, glioma risk, Malignant melanoma, malignant neoplasms, neoplasia, hyperplasia, myeloid leukemia, carcinomas, neuroblastoma cells, testicular cancer, leukaemias, neoplasm, mammary cancer, myeloma, nervous system cancers, adenocarcinoma, cocarcinogenic, colorectal, glioblastoma multiforme, Hodgkin's disease, multiple myeloma, non-Hodgkin's lymphoma, seminoma, breast carcinoma, colon cancer, glioma meningioma, larynx, neoplastic transformation, Non-Hodgkin lymphoma, tumor, tumors, tumours, brain tumors, tumour, neuroma, acoustic neuroma, meningioma, brain tumour, tumor risk, tumor growth, tumor incidence, mammary tumors, tumor promotion, intracranial tumors, tumor promoter, gland tumors, meningiomas, tumorigenesis, tumour risk, benign tumors, nervous system tumors, neuromas, acoustic neuromas, breast tumors, gland tumours, parotid gland tumors, tumor-promoting
<u><a href="#">Neurodegenerative</a></u>	memory, cognitive, central nervous system, learning, neurodegenerative, Alzheimer's, learning and memory, Alzheimer's disease, cognition, amyotrophic lateral sclerosis, neurodegenerative diseases, cognitive function, cognitive functions, neurobehavioral, dementia, spatial learning, acetylcholine, Parkinson's disease, epilepsy, Glial fibrillary, motor activity, multiple sclerosis, cognitive impairment, spatial learning and memory, neurodegenerative disease, neuronal damage, Alzheimer disease, cognitive effects, seizure, seizures, autism, cognitive functioning, cognitive processing, memory function, memory impairment, memory loss, neurological diseases, neuronal excitability, cognitive dysfunction, memory deficit, memory functions, neurocognitive, neuronal degeneration, spatial working memory
<u><a href="#">Reproduction</a></u>	pregnancy, reproductive, pregnant, sperm, embryos, testicular, fertility, embryo, testis, embryonic, fetuses, testosterone, motility, infertility, reproduction, testes, semen, spermatozoa,



	<p>spermatogenesis, reproductive system, sperm motility, male fertility, sperm count, embryogenesis, abortion, male reproductive, spermatogenic, embryonic development, mating, male infertility, birth defects, serum testosterone, adverse reproductive, miscarriage, reproductive organs, semen parameters, sperm concentration, sperm parameters, testicular function, testosterone level, epididymis, male reproductive system, spermatogenic cells, spermatogonia, fertilized eggs, ovaries, reproductive capacity, reproductive outcomes, sperm cells, sperm morphology, fertile, pregnancies, reproductive function, testicular tissue, rat testes, rat testis, reproductive functions, reproductive systems, sperm DNA, spermatogonial, testis tissue, embryogeny, reproductive health, sperm cell, miscarriages, offsprings, oocyte, oogenesis, preterm birth, seminal vesicles, Sperm head, spermatids, sperms, testicles, fetal loss, genital, gonads, reproductive hormones, semen analysis</p>
<b><u>Genotoxicity</u></b>	<p>DNA damage, genotoxic, micronuclei, chromosomal, micronucleus, chromosome, genotoxicity, genotoxic effects, mutagenic, strand breaks, chromatin, mutation, DNA strand, Chromatid, mutations, chromosome aberrations, chromosomes, DNA fragmentation, double-strand, chromosomal aberrations, DNA repair, DNA strand breaks, micronucleus (MN), genetic damage, micronuclei (MN), Sister Chromatid, genome, blood leukocytes, double-strand breaks, oxidative DNA, chromosomal damage, DNA synthesis, mutant, cellular stress, chromosome aberration, oxidative DNA damage, Purkinje cells, DNA breaks, cell cycle arrest, clastogenic, genotoxic potential, keratinocytes, micronucleated, single strand, cell division, chromatid exchange, Chromatid Exchanges, genetic material, micronucleus test, Mutagenesis, cell cycle progression, cellular DNA, Cytochrome c, double strand, genetic effects, genomic instability, micronucleus frequency, DNA single-strand, DNA-damaging, Mutagen, mutagenicity, single strand breaks, chromatin condensation, chromosomal aberration, double-strand breaks (DSBs), strand breakage, cell cycle distribution, cell DNA, genetically, strand DNA</p>
<b><u>Cardiovascular</u></b>	<p>Cardiac, cardiovascular, pacemaker, pacemakers, implanted, blood pressure, implantable, vascular, heart rate variability, myocardial, heart rate variability (HRV), implants, cardiac pacemakers, implantation, defibrillators, implant, cardioverter, myocardium, cardiovascular system, implantable cardioverter, Cardiovascular disease, defibrillator, fibrillation, arrhythmia, arterial blood pressure, autonomic nervous system, cardioverter defibrillators, implanted pacemakers, cardiac pacemaker, hypertension, arrhythmias, cardioverter-defibrillators, implantable cardioverter defibrillators, implantable cardioverter-defibrillators, pacemaker function, heart disease, implanted cardiac, tachycardia, cardiac devices, circulatory system, microcirculation, blood vessels,</p>

	cardiomyocytes, cardiovascular effects, vascular permeability, atherosclerosis, cardiovascular diseases, ventricular fibrillation, arterial pressure, Atrial fibrillation, cardiac output, cardiovascular function, Implantable cardioverter defibrillator (ICD), implantable devices, arrhythmic, carotid artery, pacemaker dysfunction, pacemaker malfunction
<b><u>Immunity</u></b>	lymphocytes, immune, lymphocyte, immune system, immunity, blood lymphocytes, leukocytes, antibodies, immune response, human lymphocytes, antibody, peripheral blood lymphocytes, immunological, leukocyte, neutrophils, lymphocytic, immune functions, immunoreactivity, autoimmune, immunization, monocytes, neutrophil, antigens, macrophage, immune parameters, immune responses, immunocompetent, natural killer cells, spleen lymphocytes, immunologic, immunoreactive, micronucleated cells, monoclonal antibodies, spleen cells, splenocytes, T lymphocytes, antibody production, antibody-forming, monoclonal antibody
<b><u>Biomarkers</u></b>	apoptosis, oxidative stress, Malondialdehyde, reactive oxygen species, apoptotic, superoxide dismutase, lipid peroxidation, permeability, catalase, MDA, ROS, ROS), reactive oxygen species (ROS), Malondialdehyde (MDA), SOD), cell death, glutathione peroxidase, inflammatory, erythrocytes, oxidative damage, SOD, caspase-3, free radical, nitric oxide, free radicals, biomarkers, bcl-2, catalase (CAT), inflammation, corticosterone, edema, glutathione peroxidase (GSH-Px), cytokine, cytokines, alkaline phosphatase, cell apoptosis, protein kinase, ATP, glutathione (GSH), oxidation, TNF-alpha, Bax, Ca <sup>2+</sup> , estrogen, ornithine decarboxylase, red blood cells, intracellular calcium, cell damage, apoptotic cell, hemoglobin, lactate dehydrogenase, cerebral blood flow, glutamate, hydrogen peroxide, IL-1beta, Purkinje, serotonin, apoptotic cell death, barrier permeability, carbonyl, hormone levels, ornithine decarboxylase (ODC), acetylcholinesterase, calcium ion, Calcium ions, endothelial cells, GABA, MDA levels, ODC, xanthine oxidase, creatinine, intracellular ROS, cholinesterase, lipid peroxidation levels, pro-inflammatory, protein kinase C, adrenocorticotrophic hormone, alanine aminotransferase, aspartate aminotransferase, caspase 3, caspase-9, catalase activity, glutathione levels, NF-kappaB, atrophy, nitric oxide synthase, cAMP, acid phosphatase, adenosine deaminase, adrenocorticotrophic hormone (ACTH), blood cell count, blood platelets, Ca <sup>++</sup> , adrenaline, C-reactive protein, oxidative damages, Reactive Oxygen Species), vascular endothelial growth factor
<b><u>Sensory Disorders</u></b>	auditory, acoustic, ear, hypersensitivity, EHS), EHS, electromagnetic hypersensitivity, otoacoustic, vestibular, hypersensitive, cataract, cochlea, auditory system, inner ear, lens epithelial, corneal, tinnitus, vision, lenses, otoacoustic emissions, hearing loss, otoacoustic emission, epidermis, rabbit lens,

	dermatitis, auditory stimuli, cataractogenic, Auditory brainstem response (ABR), auditory evoked, electrohypersensitive, electrosensitivity, vestibular system, cochlear implants, dermatological, hearing function, hearing thresholds, pain sensitivity, pain threshold, skin complaints
<b><u>Discomfort Symptoms</u></b>	depression, anxiety, headache, headaches, dizziness, depressed, depressive, vertigo, cataracts, behavioral effects, nausea, headache dizziness, low back pain, behavioural effects,
<b><u>Congenital Abnormalities</u></b>	malformations, teratogenic, congenital, congenital malformations, teratogenicity, malformation, teratogens, teratologic, cleft palate, congenital anomalies, malformed, teratological
<b><u>Circadian Rhythm and Melatonin</u></b>	melatonin, sleep, circadian, melatonin production, sleep disturbances, insomnia, melatonin levels, melatonin secretion, sleep disorders, sleep EEG, poor sleep, pineal function
<b><u>Chronic Conditions</u></b>	metabolism, metabolic, glucose, endocrine, cholesterol, Diabetes, calcium homeostasis, glucose levels, homeostatic, metabolic activity, metabolic heat production, Diabetes Mellitus, diabetic, glucose metabolism, obesity

All the records shown in this Appendix, and their relevant citing papers, were analyzed further for most frequent keywords relating to serious symptoms/disease. In order of frequency, they are: oxidative stress; Apoptosis; DNA damage; melatonin; Reactive oxygen species; glioma; Testis; cancer; liver; Malondialdehyde; Brain cancer; testosterone; Anxiety; Depression; Lipid peroxidation; ROS; Chromosomal aberrations; Learning and memory; oxidative damage; sperm; testes; Infertility; spermatogenesis; Breast cancer; Cell cycle; Genotoxicity; Kidney; Leukemia; Male infertility; micronuclei; Pregnancy; Sleep; sperm motility; acoustic neuroma; carcinogenesis; carcinogenicity; Cognitive function; fertility; Heart rate variability; Micronucleus; Reproduction; Spatial memory; Stress; Alzheimer's disease; astrocytoma; Autophagy; Cognition; Cytotoxicity; free radicals.

These match well with the prior results shown for this strongly filtered database.

A2-B. Category Record Titles**CANCER/TUMORS**

Keywords – cancer, leukemia, cancers, carcinogenic, breast cancer, malignant, leukaemia, cancer risk, glioma, brain cancer, carcinogenesis, brain tumours, lymphoma, carcinogen, childhood cancer, childhood leukaemia, carcinoma, brain tumor, cancer incidence, carcinogenicity, lymphoblastic, acute lymphoblastic, melanoma, gliomas, neoplasms, acute lymphoblastic leukemia, breast cancer risk, carcinogens, lymphoblastic leukemia, neoplastic, glioblastoma, leukemia risk, malignancy, leukemias, malignancies, neuroblastoma, cancer risks, lung cancer, childhood cancers, lymphomas, astrocytoma, malignant brain, Acute leukemia, mammary gland, brain cancers, glioma risk, Malignant melanoma, malignant neoplasms, neoplasia, hyperplasia, myeloid leukemia, carcinomas, neuroblastoma cells, testicular cancer, leukaemias, neoplasm, mammary cancer, myeloma, nervous system cancers, adenocarcinoma, cocarcinogenic, colorectal, glioblastoma multiforme, Hodgkin's disease, multiple myeloma, non-Hodgkin's lymphoma, seminoma, breast carcinoma, colon cancer, glioma meningioma, larynx, neoplastic transformation, Non-Hodgkin lymphoma, tumor, tumors, tumours, brain tumors, tumour, neuroma, acoustic neuroma, meningioma, brain tumour, tumor risk, tumor growth, tumor incidence, mammary tumors, tumor promotion, intracranial tumors, tumor promoter, gland tumors, meningiomas, tumorigenesis, tumour risk, benign tumors, nervous system tumors, neuromas, acoustic neuromas, breast tumors, gland tumours, parotid gland tumors, tumor-promoting

**Titles**

2.45-Gz wireless devices induce oxidative stress and proliferation through cytosolic Ca(2)(+) influx in human leukemia cancer cells.

A case-case study of mobile phone use and acoustic neuroma risk in Japan.

A cluster of male breast cancer in office workers.

A cross-sectional case control study on genetic damage in individuals residing in the vicinity of a mobile phone base station.

A new electromagnetic exposure metric: high frequency voltage transients associated with increased cancer incidence in teachers in a California school.

A population-based case-control study of radiofrequency exposure in relation to childhood neoplasm.

Acceleration of the development of benzopyrene-induced skin cancer in mice by microwave radiation.

Adult and childhood leukemia near a high-power radio station in Rome, Italy.

Association between exposure to pulsed electromagnetic fields and cancer in electric utility workers in Quebec, Canada, and France.

Association between number of cell phone contracts and brain tumor incidence in nineteen U.S. States.

Association between radiation from mobile phones and tumour risk in adults].

Association between vestibular schwannomas and mobile phone use.

Biological effects from electromagnetic field exposure and public exposure standards.

Brain cancer and occupational exposure to magnetic fields among men: results from a Canadian population-based case-control study.

Cancer in radar technicians exposed to radiofrequency/microwave radiation: sentinel episodes.

Cancer incidence and mortality and proximity to TV towers.

Cancer incidence near radio and television transmitters in Great Britain. I. Sutton Coldfield transmitter.

Cancer incidence vs. FM radio transmitter density.

Cancer morbidity in subjects occupationally exposed to high frequency (radiofrequency and microwave) electromagnetic radiation.

Cancer versus FM radio polarization types.

Case-control study of the association between malignant brain tumours diagnosed between 2007 and 2009 and mobile and cordless phone use.

Case-control study on the use of cellular and cordless phones and the risk for malignant brain tumours.

Causes of death among Belgian professional military radar operators: a 37-year retrospective cohort study.

Cell phone radiation exposure on brain and associated biological systems.

Cell phone use and acoustic neuroma: the need for standardized questionnaires and access to industry data.

Cell phone use and risk of thyroid cancer: a population-based case-control study in Connecticut.

Cell phones and brain tumors: a review including the long-term epidemiologic data.

Cellular and cordless telephone use and the association with brain tumors in different age groups.

Cellular and cordless telephones and the risk for brain tumours.

Cellular neoplastic transformation induced by 916 MHz microwave radiation.

Cellular phone use and risk of benign and malignant parotid gland tumors--a nationwide case-control study.

Cellular telephones and their relay stations: a health risk?].

Commentary on the utility of the National Toxicology Program study on cell phone radiofrequency radiation data for assessing human health risks despite unfounded criticisms aimed at minimizing the findings of adverse health effects.

Connection between Cell Phone use, p53 Gene Expression in Different Zones of Glioblastoma Multiforme and Survival Prognoses.

Current Understanding of the Health Effects of Electromagnetic Fields.

Danger of cellular telephones and their relay stations].

Decreased survival for childhood leukemia in proximity to television towers.

Decreased survival of glioma patients with astrocytoma grade IV (glioblastoma multiforme) associated with long-term use of mobile and cordless phones.

Delayed biological effect of electromagnetic fields action].

Determining health policy for sensible mobile phone use--current world status].

Dirty electricity, chronic stress, neurotransmitters and disease.

Does cell phone use increase the chances of parotid gland tumor development? A systematic review and meta-analysis.

Ecological study on residences in the vicinity of AM radio broadcasting towers and cancer death: preliminary observations in Korea.

Effect of cell-phone radiofrequency on angiogenesis and cell invasion in human head and neck cancer cells.

Effect of Exposure to 900 MHz GSM Mobile Phone Radiofrequency Radiation on Estrogen Receptor Methylation Status in Colon Cells of Male Sprague Dawley Rats.

Effect of Mobile Phone-Induced Electromagnetic Field on Brain Hemodynamics and Human Stem Cell Functioning: Possible Mechanistic Link to Cancer Risk and Early Diagnostic Value of Electronphonic Imaging.

Effects of Mobile Phones on Children's and Adolescents' Health: A Commentary.

Effects of the microwave radiation from the cellular phones on humans and animals].

Electromagnetic field exposure and male breast cancer risk: a meta-analysis of 18 studies.

Electromagnetic field exposures and childhood cancers in New Zealand.

Electromagnetic field induced biological effects in humans.

Electromagnetic fields and cancer: the cost of doing nothing.

Enzymatic alterations in developing rat brain cells exposed to a low-intensity 16.5 GHz microwave radiation.

Epidemiologic evidence relevant to radar (microwave) effects.

Epidemiological evidence for a health risk from mobile phone base stations.

EUROPAEM EMF Guideline 2016 for the prevention, diagnosis and treatment of EMF-related health problems and illnesses.

Evaluation of genotoxic effects in male Wistar rats following microwave exposure.

Evaluation of health risks caused by radio frequency accelerated carcinogenesis: the importance of processes driven by the calcium ion signal.

Evaluation of Mobile Phone and Cordless Phone Use and Glioma Risk Using the Bradford Hill Viewpoints from 1965 on Association or Causation.

Evaluation of the cytogenotoxic damage in immature and mature rats exposed to 900 MHz radiofrequency electromagnetic fields.

Evaluation of the genotoxicity of cell phone radiofrequency radiation in male and female rats and mice following subchronic exposure.

Evidence for microwave carcinogenesis in vitro.

Exposure to low-intensive superhigh frequency electromagnetic field as a factor of carcinogenesis in experimental animals.

Follow-up of radio and telegraph operators with exposure to electromagnetic fields and risk of breast cancer.

Further aspects on cellular and cordless telephones and brain tumours.

Genotoxic and carcinogenic effects of non-ionizing electromagnetic fields.

Human disease resulting from exposure to electromagnetic fields.

Incidence of cancer in the vicinity of Korean AM radio transmitters.

Incidence of Seminoma Cancer in Staffs that Worked in Electromagnetic Waves Station; Three Cases Report.

Increased incidence of cancer in a cohort of office workers exposed to strong magnetic fields.

Increased mortality in amateur radio operators due to lymphatic and hematopoietic malignancies.

Indication of cocarcinogenic potential of chronic UMTS-modulated radiofrequency exposure in an ethylnitrosourea mouse model.

Inferring the 1985-2014 impact of mobile phone use on selected brain cancer subtypes using Bayesian structural time series and synthetic controls.

Investigation of increased incidence in childhood leukemia near radio towers in Hawaii: preliminary observations.

Leukemia mortality and incidence of infantile leukemia near the Vatican Radio Station of Rome].

Long-term exposure to microwave radiation provokes cancer growth: evidences from radars and mobile communication systems.

Long-term use of cellular phones and brain tumours: increased risk associated with use for > or =10 years.

Melanoma incidence and frequency modulation (FM) broadcasting.

Melatonin and a spin-trap compound block radiofrequency electromagnetic radiation-induced DNA strand breaks in rat brain cells.

Meta-analysis of association between mobile phone use and glioma risk.

Meta-analysis of long-term mobile phone use and the association with brain tumours.

Microwaves from Mobile Phones Inhibit 53BP1 Focus Formation in Human Stem Cells More Strongly Than in Differentiated Cells: Possible Mechanistic Link to Cancer Risk.

Mitochondrial DNA damage and oxidative damage in HL-60 cells exposed to 900MHz radiofrequency fields.

Mobile phone radiation causes brain tumors and should be classified as a probable human carcinogen (2A) (review).

Mobile phone use and brain tumours in the CERENAT case-control study.

Mobile phone use and glioma risk: A systematic review and meta-analysis.

Mobile phone use and location of glioma: a case-case analysis.

Mobile phone use and risk for intracranial tumors and salivary gland tumors - A meta-analysis.

Mobile phone use and risk of brain tumours: a systematic review of association between study quality, source of funding, and research outcomes.

Mobile phone use and risk of tumors: a meta-analysis.

Mobile phone use and the risk for malignant brain tumors: a case-control study on deceased cases and controls.

Mobile phone use and the risk of acoustic neuroma.

Mobile Phone Use and the Risk of Parotid Gland Tumors: A Retrospective Case-Control Study.

Mobile phones and head tumours. The discrepancies in cause-effect relationships in the epidemiological studies - how do they arise?



Mobile phones and head tumours: it is time to read and highlight data in a proper way].

Mobile phones, cordless phones and the risk for brain tumours.

Mobile phones: time to rethink and limit usage.

Mobile telephones and cancer--a review of epidemiological evidence.

Modulation of wireless (2.45 GHz)-induced oxidative toxicity in laryngotracheal mucosa of rat by melatonin.

Mortality by neoplasia and cellular telephone base stations in the Belo Horizonte municipality, Minas Gerais state, Brazil.

Mutagenic response of 2.45 GHz radiation exposure on rat brain.

Neoplastic transformation of C3H/10T1/2 cells following exposure to 120-Hz modulated 2.45-GHz microwaves and phorbol ester tumor promoter.

Neuroblastoma and paternal occupation. A case-control analysis.

New Zealand adolescents' cellphone and cordless phone user-habits: are they at increased risk of brain tumours already? A cross-sectional study.

Non-thermal activation of the hsp27/p38MAPK stress pathway by mobile phone radiation in human endothelial cells: molecular mechanism for cancer- and blood-brain barrier-related effects.

Occupational exposure to high-frequency electromagnetic fields and brain tumor risk in the INTEROCC study: An individualized assessment approach.

Occupational exposures and brain cancer mortality: a preliminary study of east Texas residents.

Overproduction of free radical species in embryonal cells exposed to low intensity radiofrequency radiation.

Oxidative and mutagenic effects of low intensity GSM 1800 MHz microwave radiation.

Oxidative mechanisms of biological activity of low-intensity radiofrequency radiation.

Parental occupational exposures to electromagnetic fields and radiation and the incidence of neuroblastoma in offspring.

Pooled analysis of case-control studies on acoustic neuroma diagnosed 1997-2003 and 2007-2009 and use of mobile and cordless phones.

Pooled analysis of case-control studies on malignant brain tumours and the use of mobile and cordless phones including living and deceased subjects.

Pooled analysis of Swedish case-control studies during 1997-2003 and 2007-2009 on meningioma risk associated with the use of mobile and cordless phones.

Power-frequency magnetic fields and childhood brain tumors: a case-control study in Japan.

Probabilistic Multiple-Bias Modeling Applied to the Canadian Data From the Interphone Study of Mobile Phone Use and Risk of Glioma, Meningioma, Acoustic Neuroma, and Parotid Gland Tumors.

Proteomic analysis of continuous 900-MHz radiofrequency electromagnetic field exposure in testicular tissue: a rat model of human cell phone exposure.

Radio frequency radiation-related cancer: assessing causation in the occupational/military setting.

Radio-frequency radiation exposure from AM radio transmitters and childhood leukemia and brain cancer.

Radiofrequency-induced carcinogenesis: cellular calcium homeostasis changes as a triggering factor.

Real versus Simulated Mobile Phone Exposures in Experimental Studies.

Real-world cell phone radiofrequency electromagnetic field exposures.

Report of final results regarding brain and heart tumors in Sprague-Dawley rats exposed from prenatal life until natural death to mobile phone radiofrequency field representative of a 1.8GHz GSM base station environmental emission.

Risk of brain tumours in relation to estimated RF dose from mobile phones: results from five Interphone countries.

Risks of carcinogenesis from electromagnetic radiation of mobile telephony devices.

Risks to Health and Well-Being From Radio-Frequency Radiation Emitted by Cell Phones and Other Wireless Devices.

Scientific evidence contradicts findings and assumptions of Canadian Safety Panel 6: microwaves act through voltage-gated calcium channel activation to induce biological impacts at non-thermal levels, supporting a paradigm shift for microwave/lower frequency electromagnetic field action.

Selenium reduces mobile phone (900 MHz)-induced oxidative stress, mitochondrial function, and apoptosis in breast cancer cells.

Setting prudent public health policy for electromagnetic field exposures.

Simulation of the incidence of malignant brain tumors in birth cohorts that started using mobile phones when they first became popular in Japan.

Synergism between sinusoidal-50Hz magnetic field and formaldehyde in triggering carcinogenic effects in male Sprague-Dawley rats.

Terahertz radiation increases genomic instability in human lymphocytes.

The effect of electromagnetic radiation on the rat brain: an experimental study.

The electromagnetic fields of cellular phones and the health of children and of teenagers (the situation requiring to take an urgent measure)].

The Intracranial Distribution of Gliomas in Relation to Exposure From Mobile Phones: Analyses From the INTERPHONE Study.

The possible role of radiofrequency radiation in the development of uveal melanoma.

The probability of developing brain tumours among users of cellular telephones (scientific information to the decision of the International Agency for Research on Cancer (IARC) announced on May 31, 2011)].

Thermal and non-thermal health effects of low intensity non-ionizing radiation: An international perspective.

Towards 5G communication systems: Are there health implications?

Use of cellular or cordless telephones and the risk for non-Hodgkin's lymphoma.

Use of cellular telephones and brain tumour risk in urban and rural areas.

Use of electric bedding devices and risk of breast cancer in African-American women.

Use of electric blankets and association with prevalence of endometrial cancer.

Use of mobile and cordless phones and survival of patients with glioma.

Using the Hill viewpoints from 1965 for evaluating strengths of evidence of the risk for brain tumors associated with use of mobile and cordless phones.

Wi-Fi technology--an uncontrolled global experiment on the health of mankind.

Wireless Phone Use and Risk of Adult Glioma: Evidence from a Meta-Analysis.

X-rays, microwaves and vinyl chloride monomer: their clastogenic and aneugenic activity, using the micronucleus assay on human lymphocytes.

## NEURODEGENERATIVE

Keywords – memory, cognitive, central nervous system, learning, neurodegenerative, Alzheimer's, learning and memory, Alzheimer's disease, cognition, amyotrophic lateral sclerosis, neurodegenerative diseases, cognitive function, cognitive functions, neurobehavioral, dementia, spatial learning, acetylcholine, Parkinson's disease, epilepsy, Glial fibrillary, motor activity, multiple sclerosis, cognitive impairment, spatial learning and memory, neurodegenerative disease, neuronal damage, Alzheimer disease, cognitive effects, seizure, seizures, autism, cognitive functioning, cognitive processing, memory function, memory impairment, memory loss, neurological diseases, neuronal excitability, cognitive dysfunction, memory deficit, memory functions, neurocognitive, neuronal degeneration, spatial working memory

### **Titles**

2.45 GHz Microwave Radiation Impairs Learning and Spatial Memory via Oxidative/Nitrosative Stress Induced p53-Dependent/Independent Hippocampal Apoptosis: Molecular Basis and Underlying Mechanism.

A case-control study on the risk factors of Alzheimer's disease in military elderly men].

A cross-sectional case control study on genetic damage in individuals residing in the vicinity of a mobile phone base station.

A meta-analysis for neurobehavioural effects due to electromagnetic field exposure emitted by GSM mobile phones.

A possible association between fetal/neonatal exposure to radiofrequency electromagnetic radiation and the increased incidence of autism spectrum disorders (ASD).

Activity and expression of acetylcholinesterase in PC12 cells exposed to intermittent 1.8 GHz 217-GSM mobile phone signal.

Acute exposure to GSM 900-MHz electromagnetic fields induces glial reactivity and biochemical modifications in the rat brain.

Acute exposure to pulsed 2450-MHz microwaves affects water-maze performance of rats.

Adverse effects of excessive mobile phone use.

Alteration of adaptive behaviors of progeny after maternal mobile phone exposure.

Alterations of cognitive function and 5-HT system in rats after long term microwave exposure.

Altered cortical excitability in subjectively electrosensitive patients: results of a pilot study.

Amyotrophic lateral sclerosis and occupational exposure to electromagnetic fields.

Amyotrophic Lateral Sclerosis and Occupational Exposures: A Systematic Literature Review and Meta-Analyses.

Assessment of auditory evoked potential in long-term mobile phone users.

Behavioral Abnormality along with NMDAR-related CREB Suppression in Rat Hippocampus after Shortwave Exposure.

Behavioral evaluation of microwave irradiation.

Biochemical modifications and neuronal damage in brain of young and adult rats after long-term exposure to mobile phone radiations.

Biological effects from electromagnetic field exposure and public exposure standards.

Blood-brain barrier permeability and nerve cell damage in rat brain 14 and 28 days after exposure to microwaves from GSM mobile phones.

Calcium-binding proteins and GFAP immunoreactivity alterations in murine hippocampus after 1 month of exposure to 835 MHz radiofrequency at SAR values of 1.6 and 4.0 W/kg.

Cell phone radiation exposure on brain and associated biological systems.

Cognitive and neurobiological alterations in electromagnetic hypersensitive patients: results of a case-control study.

Cognitive impairment and neurogenotoxic effects in rats exposed to low-intensity microwave radiation.

Cognitive impairment in rats after long-term exposure to GSM-900 mobile phone radiation.

Controversies on electromagnetic field exposure and the nervous systems of children.

Could myelin damage from radiofrequency electromagnetic field exposure help explain the functional impairment electrohypersensitivity? A review of the evidence.

Cumulated biological effects of microwaves and their reflection in behavior, work capacity, growth of body mass and state of brain neurons].

Dataset on significant role of Candesartan on cognitive functions in rats having memory impairment induced by electromagnetic waves.

Effect of electromagnetic fields emitted by cellular phones on the latency of evoked electrodermal activity.

Effect of electromagnetic radiation on discharge activity of neurons in the hippocampus CA1 in rats].

Effect of low level microwave radiation exposure on cognitive function and oxidative stress in rats.

Effect of Low Level Subchronic Microwave Radiation on Rat Brain.

Effect of Low-Intensity Microwave Radiation on Monoamine Neurotransmitters and Their Key Regulating Enzymes in Rat Brain.

Effect of Short-term 900 MHz low level electromagnetic radiation exposure on blood serotonin and glutamate levels.

Effect of whole-body exposure to high-frequency electromagnetic field on the brain electrogeny in neurodefective and healthy mice.

Effects of 2.4 GHz radiofrequency radiation emitted from Wi-Fi equipment on microRNA expression in brain tissue.

Effects of 2G and 3G mobile phones on performance and electrophysiology in adolescents, young adults and older adults.

Effects of 7 Hz-modulated 450 MHz electromagnetic radiation on human performance in visual memory tasks.

Effects of cell phone radiation on lipid peroxidation, glutathione and nitric oxide levels in mouse brain during epileptic seizure.

Effects of electromagnetic radiation from handsets of cellular telephone on neurobehavioral function].

Effects of electromagnetic radiation on spatial memory and synapses in rat hippocampal CA1.

Effects of exposure to 2100MHz GSM-like radiofrequency electromagnetic field on auditory system of rats.

Effects of fetal microwave radiation exposure on offspring behavior in mice.

Effects of millimeter wave irradiation with different frequency and power density on their offsprings in mice].

Effects of mobile phone radiation (900 MHz radiofrequency) on structure and functions of rat brain.

Effects of Mobile Phones on Children's and Adolescents' Health: A Commentary.

Effects of nano-selenium on cognition performance of mice exposed in 1800 MHz radiofrequency fields].

Effects of pulsed electromagnetic fields on cognitive processes - a pilot study on pulsed field interference with cognitive regeneration.

Effects of radiofrequency exposure emitted from a GSM mobile phone on proliferation, differentiation, and apoptosis of neural stem cells.

Effects of radiofrequency exposure on the GABAergic system in the rat cerebellum: clues from semi-quantitative immunohistochemistry.

Electromagnetic field and brain development.

Electromagnetic Fields, Pulsed Radiofrequency Radiation, and Epigenetics: How Wireless Technologies May Affect Childhood Development.

Electromagnetic hypersensitivity: biological effects of dirty electricity with emphasis on diabetes and multiple sclerosis.

Electromagnetic hypersensitivity--an increasing challenge to the medical profession.

Electromagnetic radiation (Wi-Fi) and epilepsy induce calcium entry and apoptosis through activation of TRPV1 channel in hippocampus and dorsal root ganglion of rats.

Electromagnetic radiation 2450 MHz exposure causes cognition deficit with mitochondrial dysfunction and activation of intrinsic pathway of apoptosis in rats.

Electromagnetic radiation of non-thermal intensity and short exposition as a sub-threshold irritant for the central nervous system].

Electrophysiological Assessment of the Impact of Mobile Phone Radiation on Cognition in Persons With Epilepsy.

Elevated risk of Alzheimer's disease among workers with likely electromagnetic field exposure.

Epidemiological evidence for a health risk from mobile phone base stations.

EUROPAEM EMF Guideline 2016 for the prevention, diagnosis and treatment of EMF-related health problems and illnesses.

Evidence of oxidative stress in American kestrels exposed to electromagnetic fields.

Exposure to GSM 900-MHz mobile radiation impaired inhibitory avoidance memory consolidation in rat: Involvements of opioidergic and nitrenergic systems.

Exposure to radio-frequency electromagnetic waves alters acetylcholinesterase gene expression, exploratory and motor coordination-linked behaviour in male rats.

Fetal radiofrequency radiation exposure from 800-1900 mhz-rated cellular telephones affects neurodevelopment and behavior in mice.

From the Cover: 2.45-GHz Microwave Radiation Impairs Hippocampal Learning and Spatial Memory: Involvement of Local Stress Mechanism-Induced Suppression of iGluR/ERK/CREB Signaling.

Fundamentally new electromagnetic pollution and the lack of adequate regulatory framework--on the risk assessment (analysis of modern domestic and foreign data)].

GFAP expression in the rat brain following sub-chronic exposure to a 900 MHz electromagnetic field signal.

Glial markers and emotional memory in rats following acute cerebral radiofrequency exposures.

Glucose administration attenuates spatial memory deficits induced by chronic low-power-density microwave exposure.

GSM 900 MHz radiation inhibits ants' association between food sites and encountered cues.

GSM radiation triggers seizures and increases cerebral c-Fos positivity in rats pretreated with subconvulsive doses of picrotoxin.

Health effects of living near mobile phone base transceiver station (BTS) antennae: a report from Isfahan, Iran.

Hippocampal lipidome and transcriptome profile alterations triggered by acute exposure of mice to GSM 1800 MHz mobile phone radiation: An exploratory study.

Influence of microwave radiation on synaptic structure and function of hippocampus in Wistar rats].

Influence of pre- and postnatal exposure of rats to 2.45-GHz microwave radiation on neurobehavioral function.

Interaction of microwaves and a temporally incoherent magnetic field on spatial learning in the rat.

Investigation on the health of people living near mobile telephone relay stations: [Incidence according to distance and sex].

Long term exposure to cell phone frequencies (900 and 1800 MHz) induces apoptosis, mitochondrial oxidative stress and TRPV1 channel activation in the hippocampus and dorsal root ganglion of rats.

Long term impairment of cognitive functions and alterations of NMDAR subunits after continuous microwave exposure.

Maternal cell phone use during pregnancy and child cognition at age 5 years in 3 birth cohorts.

Maternal mobile phone exposure adversely affects the electrophysiological properties of Purkinje neurons in rat offspring.

Maternal mobile phone exposure alters intrinsic electrophysiological properties of CA1 pyramidal neurons in rat offspring.

Melatonin and a spin-trap compound block radiofrequency electromagnetic radiation-induced DNA strand breaks in rat brain cells.

Microwave frequency electromagnetic fields (EMFs) produce widespread neuropsychiatric effects including depression.

Microwave irradiation affects radial-arm maze performance in the rat.

Microwave radiation induced oxidative stress, cognitive impairment and inflammation in brain of Fischer rats.



Mobile phone electromagnetic radiation affects Amyloid Precursor Protein and alpha-synuclein metabolism in SH-SY5Y cells.

Mobile phone use for 5 minutes can cause significant memory impairment in humans.

Motor activity of rabbits in conditions of chronic low-intensity pulse microwave irradiation].

Nerve cell damage in mammalian brain after exposure to microwaves from GSM mobile phones.

Neurobehavioral effects among inhabitants around mobile phone base stations.

Neuroprotective effects of melatonin and omega-3 on hippocampal cells prenatally exposed to 900 MHz electromagnetic fields.

Nonthermal effects of lifelong high-frequency electromagnetic field exposure on social memory performance in rats.

Observations of changes in neurobehavioral functions in workers exposed to high-frequency radiation].

Occupational Exposures and Neurodegenerative Diseases-A Systematic Literature Review and Meta-Analyses.

Pernicious effects of long-term, continuous 900-MHz electromagnetic field throughout adolescence on hippocampus morphology, biochemistry and pyramidal neuron numbers in 60-day-old Sprague Dawley male rats.

Physiological changes in rats after exposure to low levels of microwaves.

Possible cause for altered spatial cognition of prepubescent rats exposed to chronic radiofrequency electromagnetic radiation.

Protective Role of NMDAR for Microwave-Induced Synaptic Plasticity Injuries in Primary Hippocampal Neurons.

Psychophysiological indicators for children using mobile phones. Communication 2. Results of four-year monitoring].

Radiofrequency electromagnetic radiation-induced behavioral changes and their possible basis.

Reduction of phosphorylated synapsin I (ser-553) leads to spatial memory impairment by attenuating GABA release after microwave exposure in Wistar rats.

Relationship between cognition function and hippocampus structure after long-term microwave exposure.

Relationship between millimeter wave irradiation in pregnant mice and c-Fos protein expression in hippocampus and learning and memory functions in their offsprings].

RKIP Regulates Neural Cell Apoptosis Induced by Exposure to Microwave Radiation Partly Through the MEK/ERK/CREB Pathway.

Setting prudent public health policy for electromagnetic field exposures.

Short-term memory in mice is affected by mobile phone radiation.

Spatial memory and learning performance and its relationship to protein synthesis of Swiss albino mice exposed to 10 GHz microwaves.

Spatial memory performance of Wistar rats exposed to mobile phone.

Ten gigahertz microwave radiation impairs spatial memory, enzymes activity, and histopathology of developing mice brain.

The chronic effect of pulsed 1800 MHz electromagnetic radiation on amino acid neurotransmitters in three different areas of juvenile and young adult rat brain.

The effect of electromagnetic radiation in the mobile phone range on the behaviour of the rat.

The effect of pulsed electromagnetic radiation from mobile phone on the levels of monoamine neurotransmitters in four different areas of rat brain.

The electromagnetic fields of cellular phones and the health of children and of teenagers (the situation requiring to take an urgent measure)].

The implications of non-linear biological oscillations on human electrophysiology for electrohypersensitivity (EHS) and multiple chemical sensitivity (MCS).

The Screening of Genes Sensitive to Long-Term, Low-Level Microwave Exposure and Bioinformatic Analysis of Potential Correlations to Learning and Memory.

Thermal and non-thermal health effects of low intensity non-ionizing radiation: An international perspective.

Transient and cumulative memory impairments induced by GSM 1.8 GHz cell phone signal in a mouse model.

Upregulation of HIF-1alpha via activation of ERK and PI3K pathway mediated protective response to microwave-induced mitochondrial injury in neuron-like cells.

Variations in electroencephalography with mobile phone usage in medical students.

Vitamin C protects rat cerebellum and encephalon from oxidative stress following exposure to radiofrequency wave generated by a BTS antenna model.

What is the impact of electromagnetic waves on epileptic seizures?

## REPRODUCTION

Keywords – pregnancy, reproductive, pregnant, sperm, embryos, testicular, fertility, embryo, testis, embryonic, fetuses, testosterone, motility, infertility, reproduction, testes, semen, spermatozoa, spermatogenesis, reproductive system, sperm motility, male fertility, sperm count, embryogenesis, abortion, male reproductive, spermatogenic, embryonic development, mating, male infertility, birth defects, serum testosterone, adverse reproductive, miscarriage, reproductive organs, semen parameters, sperm concentration, sperm parameters, testicular function, testosterone level, epididymis, male reproductive system, spermatogenic cells, spermatogonia, fertilized eggs, ovaries, reproductive capacity, reproductive outcomes, sperm cells, sperm morphology, fertile, pregnancies, reproductive function, testicular tissue, rat testes, rat testis, reproductive functions, reproductive systems, sperm DNA, spermatogonial, testis tissue, embryogeny, reproductive health, sperm cell, miscarriages, offsprings, oocyte, oogenesis, preterm birth, seminal vesicles, Sperm head, spermatids, sperms, testicles, fetal loss, genital, gonads, reproductive hormones, semen analysis

### Titles

1800 MHz mobile phone irradiation induced oxidative and nitrosative stress leads to p53 dependent Bax mediated testicular apoptosis in mice, *Mus musculus*.

1950MHz Radio Frequency Electromagnetic Radiation Inhibits Testosterone Secretion of Mouse Leydig Cells.

2.45 GHz microwave irradiation-induced oxidative stress affects implantation or pregnancy in mice, *Mus musculus*.

2.45 GHz microwave radiation induced oxidative and nitrosative stress mediated testicular apoptosis: Involvement of a p53 dependent bax-caspase-3 mediated pathway.

2.45-GHz microwave irradiation adversely affects reproductive function in male mouse, *Mus musculus* by inducing oxidative and nitrosative stress.

900 MHz pulse-modulated radiofrequency radiation induces oxidative stress on heart, lung, testis and liver tissues.

Activation of TLR signalling regulates microwave radiation-mediated impairment of spermatogenesis in rat testis.

Alternating magnetic field damages the reproductive function of murine testes].

Are men talking their reproductive health away?

Are microwaves a co-teratogen? Experimental model concept and its verification].

Association between mobile phone use and semen quality: a systemic review and meta-analysis.

Association of excessive mobile phone use during pregnancy with birth weight: an adjunct study in Kumamoto of Japan Environment and Children's Study.

Autoimmune processes after long-term low-level exposure to electromagnetic fields (the results of an experiment). Part 5. Impact of the blood serum from rats exposed to low-level electromagnetic fields on pregnancy, foetus and offspring development of intact female rats].

Bioeffects of mobile telephony radiation in relation to its intensity or distance from the antenna.

Biological effects from electromagnetic field exposure and public exposure standards.

Biological effects of continuous exposure of embryos and young chickens to electromagnetic fields emitted by video display units.

Biological effects of mobile phone electromagnetic field on chick embryo (risk assessment using the mortality rate)].

Biophysical evaluation of radiofrequency electromagnetic field effects on male reproductive pattern.

Biosomatic effects of the electromagnetic fields on view of the physiotherapy personnel health.

Cancer in radar technicians exposed to radiofrequency/microwave radiation: sentinel episodes.

Cell phone radiation exposure on brain and associated biological systems.

Cell phone usage and erectile function.

Cellphone electromagnetic radiation damages the testicular ultrastructure of male rats].

Chronic prenatal exposure to the 900 megahertz electromagnetic field induces pyramidal cell loss in the hippocampus of newborn rats.

Chronotoxicity of 1800 MHz microwave radiation on sex hormones and spermatogenesis in male mice].

Commentary on the utility of the National Toxicology Program study on cell phone radiofrequency radiation data for assessing human health risks despite unfounded criticisms aimed at minimizing the findings of adverse health effects.

Comparison of biological effects between continuous and intermittent exposure to GSM-900-MHz mobile phone radiation: Detection of apoptotic cell-death features.

Comparison of native and microwave irradiated DNA.

Cranial and postcranial skeletal variations induced in mouse embryos by mobile phone radiation.

Cytokines produced by microwave-radiated Sertoli cells interfere with spermatogenesis in rat testis.

Derangement of chick embryo retinal differentiation caused by radiofrequency electromagnetic fields.

Disruption of the ovarian follicle reservoir of prepubertal rats following prenatal exposure to a continuous 900-MHz electromagnetic field.

Does prolonged radiofrequency radiation emitted from Wi-Fi devices induce DNA damage in various tissues of rats?

Dose related shifts in the developmental progress of chick embryos exposed to mobile phone induced electromagnetic fields.

Early and Delayed Effects of Radio Frequency Electromagnetic Fields on the Reproductive Function and Functional Status of the Offspring of Experimental Animals].

Effect of 2.45 GHz microwave radiation on the fertility pattern in male mice.

Effect of 935-MHz phone-simulating electromagnetic radiation on endometrial glandular cells during mouse embryo implantation.

Effect of cell phone usage on semen analysis in men attending infertility clinic: an observational study.

Effect of early pregnancy electromagnetic field exposure on embryo growth ceasing].

Effect of electromagnetic irradiation produced by 3G mobile phone on male rat reproductive system in a simulated scenario.

Effect of Electromagnetic Waves from Mobile Phones on Spermatogenesis in the Era of 4G-LTE.

Effect of exposure to radio frequency radiation emitted by cell phone on the developing dorsal root ganglion of chick embryo: a light microscopic study.

Effect of Guilingji Capsule on the fertility, liver functions, and serum LDH of male SD rats exposed by 900 mhz cell phone].

Effect of long-term exposure of 2.4 GHz radiofrequency radiation emitted from Wi-Fi equipment on testes functions.

Effect of low power microwave on the mouse genome: a direct DNA analysis.

Effect of low-intensity extremely high frequency radiation on reproductive function in wistar rats.

Effect of Mobile Phone Radiation on Cardiovascular Development of Chick Embryo.

Effect of mobile telephones on sperm quality: a systematic review and meta-analysis.

Effect of Modified Wuzi Yanzong Pill () on Tip60-Mediated Apoptosis in Testis of Male Rats after Microwave Radiation.

Effect of Radiofrequency Radiation Emitted from 2G and 3G Cell Phone on Developing Liver of Chick Embryo - A Comparative Study.

Effect of radiofrequency radiation on reproductive health.

Effect of rosmarinic acid on sertoli cells apoptosis and serum antioxidant levels in rats after exposure to electromagnetic fields.

Effects of 1800-MHz radiofrequency fields on circadian rhythm of plasma melatonin and testosterone in male rats.

Effects of cell phone use on semen parameters: Results from the MARHCS cohort study in Chongqing, China.

Effects of cellular phone emissions on sperm motility in rats.

Effects of continuous low-level exposure to radiofrequency radiation on intrauterine development in rats.

Effects of electromagnetic radiation from a cellular phone on human sperm motility: an in vitro study.

Effects of electromagnetic waves emitted from 3G+wi-fi modems on human semen analysis.

Effects of exposure to a mobile phone on testicular function and structure in adult rabbit.

Effects of GSM-like radiofrequency irradiation during the oogenesis and spermiogenesis of *Xenopus laevis*.

Effects of GSM-like radiofrequency on distortion product otoacoustic emissions in pregnant adult rabbits.

Effects of millimeter wave irradiation with different frequency and power density on their offsprings in mice].

Effects of mobile phone radiation on serum testosterone in Wistar albino rats.

Effects of prenatal 900 MHz electromagnetic field exposures on the histology of rat kidney.

Effects of radiofrequency electromagnetic fields on mammalian spermatogenesis].

Effects of radiofrequency electromagnetic wave exposure from cellular phones on the reproductive pattern in male Wistar rats.

Effects of radiofrequency electromagnetic waves (RF-EMW) from cellular phones on human ejaculated semen: an in vitro pilot study.

Effects of the exposure to mobile phones on male reproduction: a review of the literature.

Electromagnetic fields enhance chemically-induced hyperploidy in mammalian oocytes.

Electromagnetic radiation at 900 MHz induces sperm apoptosis through bcl-2, bax and caspase-3 signaling pathways in rats.

Epidemiologic evidence relevant to radar (microwave) effects.

EUROPAEM EMF Guideline 2016 for the prevention, diagnosis and treatment of EMF-related health problems and illnesses.

Evaluation of the effect of using mobile phones on male fertility.

Evidence for mobile phone radiation exposure effects on reproductive pattern of male rats: role of ROS.

Evidence of oxidative stress in American kestrels exposed to electromagnetic fields.

Exposure to a 900 MHz electromagnetic field for 1 hour a day over 30 days does change the histopathology and biochemistry of the rat testis.

Exposure to cell phone induce oxidative stress in mice preantral follicles during in vitro cultivation: An experimental study.

Exposure to non-ionizing electromagnetic radiation of public risk prevention instruments threatens the quality of spermatozooids.

Fetal and neonatal responses following maternal exposure to mobile phones.

Fetal radiofrequency radiation exposure from 800-1900 mhz-rated cellular telephones affects neurodevelopment and behavior in mice.

Growing concern over the safety of using mobile phones and male fertility.

GSM 900 MHz microwave radiation affects embryo development of Japanese quails.

GSM-like radiofrequency exposure induces apoptosis via caspase-dependent pathway in infant rabbits.

Hazardous health effects of microwaves and radio waves].

Hypospermatogenesis and spermatozoa maturation arrest in rats induced by mobile phone radiation.

Immunohistopathologic demonstration of deleterious effects on growing rat testes of radiofrequency waves emitted from conventional Wi-Fi devices.

Immunomorphologic changes in the testes upon exposure to a microwave electromagnetic field].

Influence of microwave exposure on fertility of male rats.

Inhibition by Egb761 of the effect of cellphone radiation on the male reproductive system.

Interference of vitamin E on the brain tissue damage by electromagnetic radiation of cell phone in pregnant and fetal rats].

Lethal and teratogenic effects of long-term low-intensity radio frequency radiation at 428 MHz on developing chick embryo.

Long-term effects of 900 MHz radiofrequency radiation emitted from mobile phone on testicular tissue and epididymal semen quality.

Long-term exposure to 4G smartphone radiofrequency electromagnetic radiation diminished male reproductive potential by directly disrupting Spock3-MMP2-BTB axis in the testes of adult rats.

Long-term exposure to electromagnetic radiation from mobile phones and Wi-Fi devices decreases plasma prolactin, progesterone, and estrogen levels but increases uterine oxidative stress in pregnant rats and their offspring.

Long-term exposure to low intensity microwave radiation affects male reproductivity].

Long-term microwave radiation affects male reproduction in rats].

Maternal cell phone use during pregnancy and child behavioral problems in five birth cohorts.

Maternal cell phone use during pregnancy and child cognition at age 5years in 3 birth cohorts.

Maternal exposure to a continuous 900-MHz electromagnetic field provokes neuronal loss and pathological changes in cerebellum of 32-day-old female rat offspring.

Maternal occupational exposure to extremely low frequency magnetic fields and the risk of brain cancer in the offspring.

Maternal occupational exposure to extremely low frequency magnetic fields during pregnancy and childhood leukemia.

Melatonin attenuates radiofrequency radiation (900 MHz)-induced oxidative stress, DNA damage and cell cycle arrest in germ cells of male Swiss albino mice.

Microwave exposure affecting reproductive system in male rats.

Microwave radiation (2.45 GHz)-induced oxidative stress: Whole-body exposure effect on histopathology of Wistar rats.

Microwave radiation enhances teratogenic effect of cytosine arabinoside in mice.

Mobile phone (1800MHz) radiation impairs female reproduction in mice, *Mus musculus*, through stress induced inhibition of ovarian and uterine activity.

Mobile phone radiation induces mode-dependent DNA damage in a mouse spermatocyte-derived cell line: a protective role of melatonin.

Mobile phone radiation induces reactive oxygen species production and DNA damage in human spermatozoa in vitro.

Mobile phone usage and male infertility in Wistar rats.

*Morinda officinalis* how extract improves microwave-induced reproductive impairment in male rats].



Neuroprotective effects of melatonin and omega-3 on hippocampal cells prenatally exposed to 900 MHz electromagnetic fields.

Occupational exposure to magnetic fields in relation to male breast cancer and testicular cancer: a Swedish case-control study.

Overproduction of free radical species in embryonal cells exposed to low intensity radiofrequency radiation.

Oxidative and mutagenic effects of low intensity GSM 1800 MHz microwave radiation.

Oxidative changes and apoptosis induced by 1800-MHz electromagnetic radiation in NIH/3T3 cells.

Oxidative effects of extremely low frequency magnetic field and radio frequency radiation on testes tissues of diabetic and healthy rats.

Oxidative stress-mediated alterations on sperm parameters in male Wistar rats exposed to 3G mobile phone radiation.

Pathological effects of prenatal exposure to a 900 MHz electromagnetic field on the 21-day-old male rat kidney.

Pathophysiology of cell phone radiation: oxidative stress and carcinogenesis with focus on male reproductive system.

Postnatal development and behavior effects of in-utero exposure of rats to radiofrequency waves emitted from conventional WiFi devices.

Prenatal and postnatal exposure to cell phone use and behavioral problems in children.

Probing the Origins of 1,800 MHz Radio Frequency Electromagnetic Radiation Induced Damage in Mouse Immortalized Germ Cells and Spermatozoa in vitro.

Protective effect of Liuweidihuang Pills against cellphone electromagnetic radiation-induced histomorphological abnormality, oxidative injury, and cell apoptosis in rat testes].

Protective effects of luteolin on rat testis following exposure to 900 MHz electromagnetic field.

Protective Effects of Zinc on 2.45 GHz Electromagnetic Radiation-Induced Oxidative Stress and Apoptosis in HEK293 Cells.

Pulsed magnetic field from video display terminals enhances teratogenic effects of cytosine arabinoside in mice.

Pulsed or continuous electromagnetic field induce p53/p21-mediated apoptotic signaling pathway in mouse spermatogenic cells in vitro and thus may affect male fertility.

Radar radiation damages sperm quality].

Radiations and male fertility.

Radio frequency electromagnetic radiation (RF-EMR) from GSM (0.9/1.8GHz) mobile phones induces oxidative stress and reduces sperm motility in rats.

Radiofrequency electromagnetic radiation from cell phone causes defective testicular function in male Wistar rats.

Radiofrequency radiation (900 MHz)-induced DNA damage and cell cycle arrest in testicular germ cells in swiss albino mice.

Relationship between millimeter wave irradiation in pregnant mice and c-Fos protein expression in hippocampus and learning and memory functions in their offsprings].

Scientific evidence contradicts findings and assumptions of Canadian Safety Panel 6: microwaves act through voltage-gated calcium channel activation to induce biological impacts at non-thermal levels, supporting a paradigm shift for microwave/lower frequency electromagnetic field action.

Selenium supplementation ameliorates electromagnetic field-induced oxidative stress in the HEK293 cells.

Towards 5G communication systems: Are there health implications?

Wi-Fi (2.45 GHz)- and mobile phone (900 and 1800 MHz)-induced risks on oxidative stress and elements in kidney and testis of rats during pregnancy and the development of offspring.

## GENOTOXICITY

Keywords – DNA damage, genotoxic, micronuclei, chromosomal, micronucleus, chromosome, genotoxicity, genotoxic effects, mutagenic, strand breaks, chromatin, mutation, DNA strand, Chromatid, mutations, chromosome aberrations, chromosomes, DNA fragmentation, double-strand, chromosomal aberrations, DNA repair, DNA strand breaks, micronucleus (MN), genetic damage, micronuclei (MN), Sister Chromatid, genome, blood leukocytes, double-strand breaks, oxidative DNA, chromosomal damage, DNA synthesis, mutant, cellular stress, chromosome aberration, oxidative DNA damage, Purkinje cells, DNA breaks, cell cycle arrest, clastogenic, genotoxic potential, keratinocytes, micronucleated, single strand, cell division, chromatid exchange, Chromatid Exchanges, genetic material, micronucleus test, Mutagenesis, cell cycle progression, cellular DNA, Cytochrome c, double strand, genetic effects, genomic instability, micronucleus frequency, DNA single-strand, DNA-damaging, Mutagen, mutagenicity, single strand breaks, chromatin condensation, chromosomal aberration, double-strand breaks (DSBs), strand breakage, cell cycle distribution, cell DNA, genetically, strand DNA

### **Titles**

1800 MHz mobile phone irradiation induced oxidative and nitrosative stress leads to p53 dependent Bax mediated testicular apoptosis in mice, *Mus musculus*.

1950MHz Radio Frequency Electromagnetic Radiation Inhibits Testosterone Secretion of Mouse Leydig Cells.

2.45 GHz microwave irradiation-induced oxidative stress affects implantation or pregnancy in mice, *Mus musculus*.

2.45 GHz radiofrequency fields alter gene expression in cultured human cells.

60 Hz magnetic field exposure induces DNA crosslinks in rat brain cells.

8-Oxo-7, 8-dihydro-2'-deoxyguanosine as a biomarker of DNA damage by mobile phone radiation.

8-oxoG DNA glycosylase-1 inhibition sensitizes Neuro-2a cells to oxidative DNA base damage induced by 900 MHz radiofrequency electromagnetic radiation.

915 MHz microwaves and 50 Hz magnetic field affect chromatin conformation and 53BP1 foci in human lymphocytes from hypersensitive and healthy persons.

954 MHz microwaves enhance the mutagenic properties of mitomycin C.

A cross-sectional case control study on genetic damage in individuals residing in the vicinity of a mobile phone base station.

A non-thermal effect of millimeter wave radiation on the puffing of giant chromosomes.

Acute low-intensity microwave exposure increases DNA single-strand breaks in rat brain cells.

Assessment of cytogenetic damage and oxidative stress in personnel occupationally exposed to the pulsed microwave radiation of marine radar equipment.

Assessment of DNA sensitivity in peripheral blood leukocytes after occupational exposure to microwave radiation: the alkaline comet assay and chromatid breakage assay.

Assessment of radio-frequency electromagnetic radiation by the micronucleus test in bovine peripheral erythrocytes.

Biochemical and histological studies on adverse effects of mobile phone radiation on rat's brain.

Biochemical modifications and neuronal damage in brain of young and adult rats after long-term exposure to mobile phone radiations.

Biological effects from electromagnetic field exposure and public exposure standards.

Biophysical evaluation of radiofrequency electromagnetic field effects on male reproductive pattern.

Cell phone radiation exposure on brain and associated biological systems.

Chromosomal damage in human diploid fibroblasts by intermittent exposure to extremely low-frequency electromagnetic fields.

Chromosome damage and micronucleus formation in human blood lymphocytes exposed in vitro to radiofrequency radiation at a cellular telephone frequency (847.74 MHz, CDMA).

Cognitive impairment and neurogenotoxic effects in rats exposed to low-intensity microwave radiation.

Combinative exposure effect of radio frequency signals from CDMA mobile phones and aphidicolin on DNA integrity.

Combined exposure of ELF magnetic fields and x-rays increased mutant yields compared with x-rays alone in pTN89 plasmids.

Commentary on the utility of the National Toxicology Program study on cell phone radiofrequency radiation data for assessing human health risks despite unfounded criticisms aimed at minimizing the findings of adverse health effects.

Comparison of biological effects between continuous and intermittent exposure to GSM-900-MHz mobile phone radiation: Detection of apoptotic cell-death features.

Comparison of chromosome aberrations in peripheral blood lymphocytes from people occupationally exposed to ionizing and radiofrequency radiation.

Connection between Cell Phone use, p53 Gene Expression in Different Zones of Glioblastoma Multiforme and Survival Prognoses.

Cytogenetic changes induced by low-intensity microwaves in the species *Triticum aestivum*].

Cytogenetic consequences of microwave irradiation on mammalian cells incubated in vitro.

Cytogenetic damage in human lymphocytes following GSMK phase modulated microwave exposure.

Cytotoxic and genotoxic effects of high-frequency electromagnetic fields (GSM 1800 MHz) on immature and mature rats.

DNA Damage of Lymphocytes in Volunteers after 4 hours Use of Mobile Phone.

Effect of 2.45 GHz microwave radiation on the fertility pattern in male mice.

Effect of 3G cell phone exposure with computer controlled 2-D stepper motor on non-thermal activation of the hsp27/p38MAPK stress pathway in rat brain.

Effect of 900-, 1800-, and 2100-MHz radiofrequency radiation on DNA and oxidative stress in brain.

Effect of 950 MHz UHF electromagnetic radiation on biomarkers of oxidative damage, metabolism of UFA and antioxidants in the livers of young rats of different ages.

Effect of acute exposure to microwave from mobile phone on DNA damage and repair of cultured human lens epithelial cells in vitro].

Effect of early pregnancy electromagnetic field exposure on embryo growth ceasing].

Effect of electromagnetic irradiation produced by 3G mobile phone on male rat reproductive system in a simulated scenario.

Effect of electromagnetic radiation of millimetric wave band on genome of somatic cells].

Effect of exposure to radio frequency radiation emitted by cell phone on the developing dorsal root ganglion of chick embryo: a light microscopic study.

Effect of GSTM1 and GSTT1 Polymorphisms on Genetic Damage in Humans Populations Exposed to Radiation From Mobile Towers.

Effect of Low Level Subchronic Microwave Radiation on Rat Brain.

Effect of low power microwave on the mouse genome: a direct DNA analysis.

Effect of low-intensity microwave radiation on proliferation of cultured epithelial cells of rabbit lens].

Effect of Mobile Phone Radiation on Cardiovascular Development of Chick Embryo.

Effect of Radiofrequency Radiation Emitted from 2G and 3G Cell Phone on Developing Liver of Chick Embryo - A Comparative Study.

Effect of Radiofrequency Radiation on Human Hematopoietic Stem Cells.

Effect of whole-body exposure to high-frequency electromagnetic field on the brain electrogeny in neurodefective and healthy mice.

Effects of GSM 1800 MHz radiofrequency electromagnetic fields on DNA damage in Chinese hamster lung cells].

Effects of low-intensity extremely high frequency electromagnetic radiation on chromatin structure of lymphoid cells in vivo and in vitro].

Effects of microwave radiation on thymocytes in mice at different power densities].

Effects of radiofrequency electromagnetic wave exposure from cellular phones on the reproductive pattern in male Wistar rats.

Effects of radiofrequency electromagnetic waves (RF-EMW) from cellular phones on human ejaculated semen: an in vitro pilot study.

Effects of the Effect of Ultra High Frequency Mobile Phone Radiation on Human Health.

Electromagnetic fields and health: DNA-based dosimetry.

Electromagnetic fields at a mobile phone frequency (900 MHz) trigger the onset of general stress response along with DNA modifications in *Eisenia fetida* earthworms.

Electromagnetic fields enhance chemically-induced hyperploidy in mammalian oocytes.

Electromagnetic noise inhibits radiofrequency radiation-induced DNA damage and reactive oxygen species increase in human lens epithelial cells.

Electromagnetic radiation at 900 MHz induces sperm apoptosis through bcl-2, bax and caspase-3 signaling pathways in rats.

Epidemiologic evidence relevant to radar (microwave) effects.

Erythropoietic changes in rats after 2.45 GJz nonthermal irradiation.

Evaluation of basal DNA damage and oxidative stress in Wistar rat leukocytes after exposure to microwave radiation.

Evaluation of genotoxic and/or co-genotoxic effects in cells exposed in vitro to extremely-low frequency electromagnetic fields].

Evaluation of selected biochemical parameters in the saliva of young males using mobile phones.

Evaluation of the cytogenotoxic damage in immature and mature rats exposed to 900 MHz radiofrequency electromagnetic fields.

Evaluation of the genotoxicity of cell phone radiofrequency radiation in male and female rats and mice following subchronic exposure.

Exposure of human peripheral blood lymphocytes to electromagnetic fields associated with cellular phones leads to chromosomal instability.

Exposure to 1800 MHz radiofrequency electromagnetic radiation induces oxidative DNA base damage in a mouse spermatocyte-derived cell line.

Exposure to 915 MHz radiation induces micronuclei in *Vicia faba* root tips.

Exposure to global system for mobile communication (GSM) cellular phone radiofrequency alters gene expression, proliferation, and morphology of human skin fibroblasts.

Exposure to low-intensive superhigh frequency electromagnetic field as a factor of carcinogenesis in experimental animals.

Exposure to non-ionizing electromagnetic fields emitted from mobile phones induced DNA damage in human ear canal hair follicle cells.

Exposure to non-ionizing electromagnetic radiation of public risk prevention instruments threatens the quality of spermatozooids.

Fifty-gigahertz microwave exposure effect of radiations on rat brain.

GSM-like radiofrequency exposure induces apoptosis via caspase-dependent pathway in infant rabbits.

Immunohistopathologic demonstration of deleterious effects on growing rat testes of radiofrequency waves emitted from conventional Wi-Fi devices.

Impact of radio frequency electromagnetic radiation on DNA integrity in the male germline.

Increased levels of numerical chromosome aberrations after in vitro exposure of human peripheral blood lymphocytes to radiofrequency electromagnetic fields for 72 hours.

Increased ornithine decarboxylase activity in cultured cells exposed to low energy modulated microwave fields and phorbol ester tumor promoters.

Influence of 1.8 GHz microwave on DNA damage induced by 4 chemical mutagens].

Influence of electromagnetic fields on reproductive system of male rats.

Interference of vitamin E on the brain tissue damage by electromagnetic radiation of cell phone in pregnant and fetal rats].

Long-term microwave radiation affects male reproduction in rats].

Low intensity microwave radiation induced oxidative stress, inflammatory response and DNA damage in rat brain.

Maternal exposure to a continuous 900-MHz electromagnetic field provokes neuronal loss and pathological changes in cerebellum of 32-day-old female rat offspring.

Melatonin attenuates radiofrequency radiation (900 MHz)-induced oxidative stress, DNA damage and cell cycle arrest in germ cells of male Swiss albino mice.

Melatonin protects rat thymus against oxidative stress caused by exposure to microwaves and modulates proliferation/apoptosis of thymocytes.

Microwaves from Mobile Phones Inhibit 53BP1 Focus Formation in Human Stem Cells More Strongly Than in Differentiated Cells: Possible Mechanistic Link to Cancer Risk.

Mobile phone radiation induces mode-dependent DNA damage in a mouse spermatocyte-derived cell line: a protective role of melatonin.

Mobile phone radiation induces reactive oxygen species production and DNA damage in human spermatozoa in vitro.

Mobile phones, heat shock proteins and cancer.

Mutagenic and morphologic impacts of 1.8GHz radiofrequency radiation on human peripheral blood lymphocytes (hPBLs) and possible protective role of pre-treatment with Ginkgo biloba (EGb 761).

Mutagenic response of 2.45 GHz radiation exposure on rat brain.

Neural cell apoptosis induced by microwave exposure through mitochondria-dependent caspase-3 pathway.

Oxidative and mutagenic effects of low intensity GSM 1800 MHz microwave radiation.

Oxidative changes and apoptosis induced by 1800-MHz electromagnetic radiation in NIH/3T3 cells.

Probing the Origins of 1,800 MHz Radio Frequency Electromagnetic Radiation Induced Damage in Mouse Immortalized Germ Cells and Spermatozoa in vitro.

Protective effects of Genistein on human renal tubular epithelial cells damage of microwave radiation].

Pulsed or continuous electromagnetic field induce p53/p21-mediated apoptotic signaling pathway in mouse spermatogenic cells in vitro and thus may affect male fertility.

Purkinje cell number decreases in the adult female rat cerebellum following exposure to 900 MHz electromagnetic field.

Quantitative patterns in the cytogenetic action of microwaves].

Radiofrequency electromagnetic fields (UMTS, 1,950 MHz) induce genotoxic effects in vitro in human fibroblasts but not in lymphocytes.

Radiofrequency radiation (900 MHz)-induced DNA damage and cell cycle arrest in testicular germ cells in swiss albino mice.

Radioprotective effects of honeybee venom (*Apis mellifera*) against 915-MHz microwave radiation-induced DNA damage in wistar rat lymphocytes: in vitro study.



RAPD Profiling, DNA Fragmentation, and Histomorphometric Examination in Brains of Wistar Rats Exposed to Indoor 2.5 Ghz Wi-Fi Devices Radiation.

Reactive oxygen species levels and DNA fragmentation on astrocytes in primary culture after acute exposure to low intensity microwave electromagnetic field.

Risks to Health and Well-Being From Radio-Frequency Radiation Emitted by Cell Phones and Other Wireless Devices.

RKIP Regulates Neural Cell Apoptosis Induced by Exposure to Microwave Radiation Partly Through the MEK/ERK/CREB Pathway.

Scientific evidence contradicts findings and assumptions of Canadian Safety Panel 6: microwaves act through voltage-gated calcium channel activation to induce biological impacts at non-thermal levels, supporting a paradigm shift for microwave/lower frequency electromagnetic field action.

Significance of micronuclei in buccal smears of mobile phone users: A comparative study.

Single- and double-strand DNA breaks in rat brain cells after acute exposure to radiofrequency electromagnetic radiation.

Single strand DNA breaks in rat brain cells exposed to microwave radiation.

Single-strand DNA breaks in human hair root cells exposed to mobile phone radiation.

Status quo of the researches on the biological effect of electromagnetic radiation on the testis and epididymal sperm].

Study of low-intensity 2450-MHz microwave exposure enhancing the genotoxic effects of mitomycin C using micronucleus test and comet assay in vitro.

Studying the synergistic damage effects induced by 1.8 GHz radiofrequency field radiation (RFR) with four chemical mutagens on human lymphocyte DNA using comet assay in vitro.

Terahertz radiation increases genomic instability in human lymphocytes.

The effect of mobile phone on the number of Purkinje cells: a stereological study.

The effect of radiofrequency radiation on DNA and lipid damage in female and male infant rabbits.

The Effects of Melatonin on Oxidative Stress Parameters and DNA Fragmentation in Testicular Tissue of Rats Exposed to Microwave Radiation.

The effects of radiofrequency electromagnetic radiation on sperm function.

The effects of radiofrequency fields on cell proliferation are non-thermal.

The genomic effects of cell phone exposure on the reproductive system.

The genotoxic effect of radiofrequency waves on mouse brain.

The influence of 1800 MHz GSM-like signals on hepatic oxidative DNA and lipid damage in nonpregnant, pregnant, and newly born rabbits.

The influence of direct mobile phone radiation on sperm quality.

The link between radiofrequencies emitted from wireless technologies and oxidative stress.

The therapeutic effect of a pulsed electromagnetic field on the reproductive patterns of male Wistar rats exposed to a 2.45-GHz microwave field.

Tinnitus and cell phones: the role of electromagnetic radiofrequency radiation.

Wi-Fi is an important threat to human health.

X-rays, microwaves and vinyl chloride monomer: their clastogenic and aneugenic activity, using the micronucleus assay on human lymphocytes.

## CARDIOVASCULAR

Keywords – Cardiac, cardiovascular, pacemaker, pacemakers, implanted, blood pressure, implantable, vascular, heart rate variability, myocardial, heart rate variability (HRV), implants, cardiac pacemakers, implantation, defibrillators, implant, cardioverter, myocardium, cardiovascular system, implantable cardioverter, Cardiovascular disease, defibrillator, fibrillation, arrhythmia, arterial blood pressure, autonomic nervous system, cardioverter defibrillators, implanted pacemakers, cardiac pacemaker, hypertension, arrhythmias, cardioverter-defibrillators, implantable cardioverter defibrillators, implantable cardioverter-defibrillators, pacemaker function, heart disease, implanted cardiac, tachycardia, cardiac devices, circulatory system, microcirculation, blood vessels, cardiomyocytes, cardiovascular effects, vascular permeability, atherosclerosis, cardiovascular diseases, ventricular fibrillation, arterial pressure, Atrial fibrillation, cardiac output, cardiovascular function, Implantable cardioverter defibrillator (ICD), implantable devices, arrhythmic, carotid artery, pacemaker dysfunction, pacemaker malfunction

### **Titles**

2.45 GHz microwave irradiation-induced oxidative stress affects implantation or pregnancy in mice, *Mus musculus*.

5-HT contents change in peripheral blood of workers exposed to microwave and high frequency radiation].

Activation of VEGF/Flk-1-ERK Pathway Induced Blood-Brain Barrier Injury After Microwave Exposure.

AduoLa Fuzhenglin down-regulates microwave-induced expression of beta1-adrenergic receptor and muscarinic type 2 acetylcholine receptor in myocardial cells of rats.

An update on mobile phones interference with medical devices.

Analysis of ECG on the staffs exposed to microwave in the radio calling signal station].

Biochemical and histological studies on adverse effects of mobile phone radiation on rat's brain.

Biological effects and health risks of electromagnetic fields at levels classified by INCRIP and admissible among occupationally exposed workers: a study of the Nofer Institute of Occupational Medicine, Lodz].

Biological effects from electromagnetic field exposure and public exposure standards.

Biosomatic effects of the electromagnetic fields on view of the physiotherapy personnel health.

Cardiac devices and electromagnetic interference revisited: new radiofrequency technologies and implications for dermatologic surgery.

Cardiovascular risk in operators under radiofrequency electromagnetic radiation.

Cell Phone Radiation Effect on Bone-to-Implant Osseointegration: A Preliminary Histologic Evaluation in Rabbits.

Cell phone radiation exposure on brain and associated biological systems.

Cellular Phone Irradiation of the Head Affects Heart Rate Variability Depending on Inspiration/Expiration Ratio.

Danger of cellular telephones and their relay stations].

Dataset on significant role of Candesartan on cognitive functions in rats having memory impairment induced by electromagnetic waves.

Dirty electricity, chronic stress, neurotransmitters and disease.

Disturbances in the function of cardiac pacemaker caused by short wave and microwave diathermies and pulsed high frequency current.

ECG changes in factory workers exposed to 27.2 MHz radiofrequency radiation.

Effect of mobile phone electromagnetic emission on characteristics of cerebral blood circulation and neurohumoral regulations in humans].

Effect of Mobile Phone Radiation on Cardiovascular Development of Chick Embryo.

Effect of qindan fuzheng capsule on ultrastructure of microwave radiation injured cardiomyocytes and hepatocytes in rats].

Effects of 900-MHz electromagnetic field emitted from cellular phone on brain oxidative stress and some vitamin levels of guinea pigs.

Electromagnetic compatibility study of the in-vitro interaction of wireless phones with cardiac pacemakers.

Electromagnetic energy radiated from mobile phone alters electrocardiographic records of patients with ischemic heart disease.

Electromagnetic field induced biological effects in humans.

Electromagnetic fields produced by incubators influence heart rate variability in newborns.

Electromagnetic fields promote severe and unique vascular calcification in an animal model of ectopic calcification.

Electromagnetic interference of communication devices on ECG machines.

Electromagnetic interference of implantable cardiac devices from a shoulder massage machine.

Electromagnetic interference of implantable unipolar cardiac pacemakers by an induction oven.

Electronic article surveillance systems and interactions with implantable cardiac devices: risk of adverse interactions in public and commercial spaces.

Electrosmog and autoimmune disease.

Epidemiological risk assessment of pathology development in occupational exposure to radiofrequency electromagnetic fields].

Evaluation of occupational risk caused by exposure to electromagnetic rays].

Evaluation of selected functional circulation parameters of workers from various occupational groups exposed to electromagnetic fields of high frequency. III. 24-h monitoring of arterial blood pressure (ABP)].

Evaluation of selected parameters of circulatory system function in various occupational groups exposed to high frequency electromagnetic fields. II. Electrocardiographic changes].

Evaluation of the safety of users of active implantable medical devices (AIMD) in the working environment in terms of exposure to electromagnetic fields - Practical approach to the requirements of European Directive 2013/35/EU.

Fetal and neonatal responses following maternal exposure to mobile phones.

Health Council Report 'Radiofrequency electromagnetic fields (300 Hz-300 GHz). The Health Council of the Netherlands].

Heart rate variability (HRV) analysis in radio and TV broadcasting stations workers.

Heart rate variability affected by radiofrequency electromagnetic field in adolescent students.

Hospital pager systems may cause interference with pacemaker telemetry.

Implanted medical devices in workers exposed to radio-frequency radiation.

In vitro and in vivo study of electromagnetic compatibility of cellular phones and pacemakers].

Influence of digital and analogue cellular telephones on implanted pacemakers.

Inter-beat intervals of cardiac-cell aggregates during exposure to 2.45 GHz CW, pulsed, and square-wave-modulated microwaves.

Interference of vitamin E on the brain tissue damage by electromagnetic radiation of cell phone in pregnant and fetal rats].

Leukemia mortality and incidence of infantile leukemia near the Vatican Radio Station of Rome].

Long-term exposure to microwave radiation provokes cancer growth: evidences from radars and mobile communication systems.

Mobile phone interference with medical equipment and its clinical relevance: a systematic review.

Occupational exposure to non-ionizing radiation and an association with heart disease: an exploratory study.

Replication of heart rate variability provocation study with 2.4-GHz cordless phone confirms original findings.

Report of final results regarding brain and heart tumors in Sprague-Dawley rats exposed from prenatal life until natural death to mobile phone radiofrequency field representative of a 1.8GHz GSM base station environmental emission.

Scientific evidence contradicts findings and assumptions of Canadian Safety Panel 6: microwaves act through voltage-gated calcium channel activation to induce biological impacts at non-thermal levels, supporting a paradigm shift for microwave/lower frequency electromagnetic field action.

Selective interference with pacemaker activity by electrical dental devices.

Subjective symptoms reported by people living in the vicinity of cellular phone base stations: review].

The effect of cell phones on pacemaker function].

The effects of the duration of mobile phone use on heart rate variability parameters in healthy subjects.

The health problems of computer operators].

The influence of the call with a mobile phone on heart rate variability parameters in healthy volunteers.

Use of mobile phones in ICU--why not ban?

A Journal Course: update for nurse anesthetists. Arrhythmia management devices and electromagnetic interference.

## IMMUNITY

Keywords – lymphocytes, immune, lymphocyte, immune system, immunity, blood lymphocytes, leukocytes, antibodies, immune response, human lymphocytes, antibody, peripheral blood lymphocytes, immunological, leukocyte, neutrophils, lymphocytic, immune functions, immunoreactivity, autoimmune, immunization, monocytes, neutrophil, antigens, macrophage, immune parameters, immune responses, immunocompetent, natural killer cells, spleen lymphocytes, immunologic, immunoreactive, micronucleated cells, monoclonal antibodies, spleen cells, splenocytes, T lymphocytes, antibody production, antibody-forming, monoclonal antibody

### **Titles**

954 MHz microwaves enhance the mutagenic properties of mitomycin C.

Cellphone electromagnetic radiation damages the testicular ultrastructure of male rats].

Electromagnetic fields may act via calcineurin inhibition to suppress immunity, thereby increasing risk for opportunistic infection: Conceivable mechanisms of action.

Exposure to 1.8 GHz electromagnetic fields affects morphology, DNA-related Raman spectra and mitochondrial functions in human lympho-monocytes.

Exposure to 900 MHz radiofrequency radiation induces caspase 3 activation in proliferating human lymphocytes.

Exposure to radiation from single or combined radio frequencies provokes macrophage dysfunction in the RAW 264.7 cell line.

Gene expression changes in the skin of rats induced by prolonged 35 GHz millimeter-wave exposure.

Immune responses of a wall lizard to whole-body exposure to radiofrequency electromagnetic radiation.

Immunobiological effect of bitemporal exposure of rabbits to microwaves].

Immunomorphologic changes in the testes upon exposure to a microwave electromagnetic field].

Immunosuppressive effect of the decimeter-band electromagnetic field].

Impact of radiofrequency radiation on DNA damage and antioxidants in peripheral blood lymphocytes of humans residing in the vicinity of mobile phone base stations.

Increased levels of numerical chromosome aberrations after in vitro exposure of human peripheral blood lymphocytes to radiofrequency electromagnetic fields for 72 hours.

Individual responsiveness to induction of micronuclei in human lymphocytes after exposure in vitro to 1800-MHz microwave radiation.

Influence of 1.8 GHz microwave on DNA damage induced by 4 chemical mutagens].

Morphological changes in the thyroid and adrenals under the bitemporal action of a UHF electrical field and decimeter waves (experimental research)].

Mutagenic and morphologic impacts of 1.8GHz radiofrequency radiation on human peripheral blood lymphocytes (hPBLs) and possible protective role of pre-treatment with Ginkgo biloba (EGb 761).

Radiofrequency radiation and the immune system. Part 3. In vitro effects on human immunoglobulin and on murine T- and B-lymphocytes.

Radiofrequency-induced carcinogenesis: cellular calcium homeostasis changes as a triggering factor.

Radioprotective effects of honeybee venom (*Apis mellifera*) against 915-MHz microwave radiation-induced DNA damage in wistar rat lymphocytes: in vitro study.

Reaction of the immune system to low-level RF/MW exposures.

Study of low-intensity 2450-MHz microwave exposure enhancing the genotoxic effects of mitomycin C using micronucleus test and comet assay in vitro.

Studying the synergistic damage effects induced by 1.8 GHz radiofrequency field radiation (RFR) with four chemical mutagens on human lymphocyte DNA using comet assay in vitro.

Terahertz radiation increases genomic instability in human lymphocytes.

The effect of electromagnetic radiation with extremely high frequency and low intensity on cytotoxic activity of human natural killer cells].

The effects of 2100-MHz radiofrequency radiation on nasal mucosa and mucociliary clearance in rats.

The immune response of women with prolonged exposure to electromagnetic fields produced by radiotelevision broadcasting stations.

Effect of electromagnetic radiation on T-lymphocyte subpopulations and immunoglobulin level in human blood serum after occupational exposure].

Effect of electromagnetic waves from mobile phone on immune status of male rats: possible protective role of vitamin D.

Effect of extremely high frequency electromagnetic radiation of low intensity on parameters of humoral immunity in healthy mice].

Effect of low intensity and very high frequency electromagnetic radiation on occupationally exposed personnel].

Effect of low-intensity microwave of on mitomycin C-induced genotoxicity in vitro].

Effect of microwave radiation on cellular immunity indices in conditions of chronic exposure].



Effect of wide-band modulated electromagnetic fields on the workers of high-frequency telephone exchanges].

Effects of 2000  $\mu\text{W}/\text{cm}^2$ ; electromagnetic radiation on expression of immunoreactive protein and mRNA of NMDA receptor 2A subunit in rats hippocampus].

Effects of electromagnetic radiation on health and immune function of operators].

Effects of GSM 1800 MHz radiofrequency electromagnetic fields on DNA damage in Chinese hamster lung cells].

## BIOMARKERS

Keywords – apoptosis, oxidative stress, Malondialdehyde, reactive oxygen species, apoptotic, superoxide dismutase, lipid peroxidation, permeability, catalase, MDA, ROS, ROS), reactive oxygen species (ROS), Malondialdehyde (MDA), SOD), cell death, glutathione peroxidase, inflammatory, erythrocytes, oxidative damage, SOD, caspase-3, free radical, nitric oxide, free radicals, biomarkers, bcl-2, catalase (CAT), inflammation, corticosterone, edema, glutathione peroxidase (GSH-Px), cytokine, cytokines, alkaline phosphatase, cell apoptosis, protein kinase, ATP, glutathione (GSH), oxidation, TNF-alpha, Bax, Ca<sup>2+</sup>, estrogen, ornithine decarboxylase, red blood cells, intracellular calcium, cell damage, apoptotic cell, hemoglobin, lactate dehydrogenase, cerebral blood flow, glutamate, hydrogen peroxide, IL-1beta, Purkinje, serotonin, apoptotic cell death, barrier permeability, carbonyl, hormone levels, ornithine decarboxylase (ODC), acetylcholinesterase, calcium ion, Calcium ions, endothelial cells, GABA, MDA levels, ODC, xanthine oxidase, creatinine, intracellular ROS, cholinesterase, lipid peroxidation levels, pro-inflammatory, protein kinase C, adrenocorticotrophic hormone, alanine aminotransferase, aspartate aminotransferase, caspase 3, caspase-9, catalase activity, glutathione levels, NF-kappaB, atrophy, nitric oxide synthase, cAMP, acid phosphatase, adenosine deaminase, adrenocorticotrophic hormone (ACTH), blood cell count, blood platelets, Ca<sup>++</sup>, adrenaline, C-reactive protein, oxidative damages, Reactive Oxygen Species), vascular endothelial growth factor

## Titles

1800 MHz mobile phone irradiation induced oxidative and nitrosative stress leads to p53 dependent Bax mediated testicular apoptosis in mice, *Mus musculus*.

1950MHz Radio Frequency Electromagnetic Radiation Inhibits Testosterone Secretion of Mouse Leydig Cells.

2.45 GHz microwave irradiation-induced oxidative stress affects implantation or pregnancy in mice, *Mus musculus*.

2.45 GHz Microwave Radiation Impairs Learning and Spatial Memory via Oxidative/Nitrosative Stress Induced p53-Dependent/Independent Hippocampal Apoptosis: Molecular Basis and Underlying Mechanism.

2.45 GHz microwave radiation induced oxidative and nitrosative stress mediated testicular apoptosis: Involvement of a p53 dependent bax-caspase-3 mediated pathway.

2.45-GHz microwave irradiation adversely affects reproductive function in male mouse, *Mus musculus* by inducing oxidative and nitrosative stress.

8-oxoG DNA glycosylase-1 inhibition sensitizes Neuro-2a cells to oxidative DNA base damage induced by 900 MHz radiofrequency electromagnetic radiation.

900 MHz pulse-modulated radiofrequency radiation induces oxidative stress on heart, lung, testis and liver tissues.

900 MHz radiofrequency-induced histopathologic changes and oxidative stress in rat endometrium: protection by vitamins E and C.

900-MHz microwave radiation enhances gamma-ray adverse effects on SHG44 cells.

900-MHz microwave radiation promotes oxidation in rat brain.

915 MHz microwaves and 50 Hz magnetic field affect chromatin conformation and 53BP1 foci in human lymphocytes from hypersensitive and healthy persons.

Activation of VEGF/Flk-1-ERK Pathway Induced Blood-Brain Barrier Injury After Microwave Exposure.

Acute ocular injuries caused by 60-GHz millimeter-wave exposure.

Alterations of cognitive function and 5-HT system in rats after long term microwave exposure.

Alternating magnetic field damages the reproductive function of murine testes].

Apoptosis is induced by radiofrequency fields through the caspase-independent mitochondrial pathway in cortical neurons.

Biochemical and histological studies on adverse effects of mobile phone radiation on rat's brain.

Biochemical and pathological changes in the male rat kidney and bladder following exposure to continuous 900-MHz electromagnetic field on postnatal days 22-59<sup/>.

Biochemical changes in rat brain exposed to low intensity 9.9 GHz microwave radiation.

Biochemical modifications and neuronal damage in brain of young and adult rats after long-term exposure to mobile phone radiations.

Bioeffects induced by exposure to microwaves are mitigated by superposition of ELF noise.

Bioeffects of mobile telephony radiation in relation to its intensity or distance from the antenna.

Biological effects from electromagnetic field exposure and public exposure standards.

Biological effects of continuous exposure of embryos and young chickens to electromagnetic fields emitted by video display units.

Biological oxidation in cells exposed to microwaves in the millimeter range].

Blood-brain barrier permeability and nerve cell damage in rat brain 14 and 28 days after exposure to microwaves from GSM mobile phones.

Calreticulin attenuated microwave radiation-induced human microvascular endothelial cell injury through promoting actin acetylation and polymerization.

Cell phone electromagnetic field radiations affect rhizogenesis through impairment of biochemical processes.

Cellphone electromagnetic radiation damages the testicular ultrastructure of male rats].

Changes in mitochondrial functioning with electromagnetic radiation of ultra high frequency as revealed by electron paramagnetic resonance methods.

Changes in serum alkaline phosphatase activity during in vitro exposure to amplitude-modulated electromagnetic field of ultrahigh frequency (2375 MHz) in guinea pigs].

Comparison of biological effects between continuous and intermittent exposure to GSM-900-MHz mobile phone radiation: Detection of apoptotic cell-death features.

Cytotoxic and genotoxic effects of high-frequency electromagnetic fields (GSM 1800 MHz) on immature and mature rats.

DNA Damage of Lymphocytes in Volunteers after 4 hours Use of Mobile Phone.

Effect of 2.45 GHz microwave radiation on the fertility pattern in male mice.

Effect of 3G cell phone exposure with computer controlled 2-D stepper motor on non-thermal activation of the hsp27/p38MAPK stress pathway in rat brain.

Effect of 835 MHz radiofrequency radiation exposure on calcium binding proteins in the hippocampus of the mouse brain.

Effect of 900 MHz Electromagnetic Radiation on the Induction of ROS in Human Peripheral Blood Mononuclear Cells.

Effect of 900 MHz radio frequency radiation on beta amyloid protein, protein carbonyl, and malondialdehyde in the brain.

Effect of 900 MHz radiofrequency radiation on oxidative stress in rat brain and serum.

Effect of 900-, 1800-, and 2100-MHz radiofrequency radiation on DNA and oxidative stress in brain.

Effect of 900Mhz electromagnetic fields on energy metabolism in postnatal rat cerebral cortical neurons].

Effect of 910-MHz electromagnetic field on rat bone marrow.

Effect of American Ginseng Capsule on the liver oxidative injury and the Nrf2 protein expression in rats exposed by electromagnetic radiation of frequency of cell phone].

Effect of cell phone use on salivary total protein, enzymes and oxidative stress markers in young adults: a pilot study.

Effect of Exposure to 900 MHz GSM Mobile Phone Radiofrequency Radiation on Estrogen Receptor Methylation Status in Colon Cells of Male Sprague Dawley Rats.

Effect of Guilingji Capsule on the fertility, liver functions, and serum LDH of male SD rats exposed by 900 mhz cell phone].

Effect of low level microwave radiation exposure on cognitive function and oxidative stress in rats.

Effect of Low-Intensity Microwave Radiation on Monoamine Neurotransmitters and Their Key Regulating Enzymes in Rat Brain.

Effect of mobile phone electromagnetic emission on characteristics of cerebral blood circulation and neurohumoral regulations in humans].

Effect of Mobile Phone-Induced Electromagnetic Field on Brain Hemodynamics and Human Stem Cell Functioning: Possible Mechanistic Link to Cancer Risk and Early Diagnostic Value of Electronphotonic Imaging.

Effect of radiofrequency electromagnetic field exposure on in vitro models of neurodegenerative disease.

Effect of Short-term 900 MHz low level electromagnetic radiation exposure on blood serotonin and glutamate levels.

Effects of 1800 MHz GSM-like exposure on the gonadal function and hematological parameters of male mice].

Effects of 2.4 GHz radiofrequency radiation emitted from Wi-Fi equipment on microRNA expression in brain tissue.

Effects of 2.45 GHz microwave exposures on the peroxidation status in Wistar rats.

Effects of 900-MHz electromagnetic field emitted from cellular phone on brain oxidative stress and some vitamin levels of guinea pigs.

Effects of 900-MHz electromagnetic fields exposure throughout middle/late adolescence on the kidney morphology and biochemistry of the female rat.

Effects of acute exposure to the radiofrequency fields of cellular phones on plasma lipid peroxide and antioxidase activities in human erythrocytes.

Effects of cell phone radiation on lipid peroxidation, glutathione and nitric oxide levels in mouse brain during epileptic seizure.

Electromagnetic fields (1.8 GHz) increase the permeability to sucrose of the blood-brain barrier in vitro.

Electromagnetic fields (UHF) increase voltage sensitivity of membrane ion channels; possible indication of cell phone effect on living cells.

Electromagnetic fields at a mobile phone frequency (900 MHz) trigger the onset of general stress response along with DNA modifications in *Eisenia fetida* earthworms.

Electromagnetic fields may act via calcineurin inhibition to suppress immunity, thereby increasing risk for opportunistic infection: Conceivable mechanisms of action.

Electromagnetic fields, such as those from mobile phones, alter regional cerebral blood flow and sleep and waking EEG.

Electromagnetic pulse exposure induces overexpression of beta amyloid protein in rats.

Electromagnetic radiation (Wi-Fi) and epilepsy induce calcium entry and apoptosis through activation of TRPV1 channel in hippocampus and dorsal root ganglion of rats.

Electromagnetic radiation 2450 MHz exposure causes cognition deficit with mitochondrial dysfunction and activation of intrinsic pathway of apoptosis in rats.

Electromagnetic radiation at 900 MHz induces sperm apoptosis through bcl-2, bax and caspase-3 signaling pathways in rats.

Electromagnetic-pulse-induced activation of p38 MAPK pathway and disruption of blood-retinal barrier.

Enhanced cytotoxic and genotoxic effects of gadolinium following ELF-EMF irradiation in human lymphocytes.

Enhancement of X-ray Induced Apoptosis by Mobile Phone-Like Radio-Frequency Electromagnetic Fields in Mouse Spermatocyte-Derived Cells.

Evaluation of health risks caused by radio frequency accelerated carcinogenesis: the importance of processes driven by the calcium ion signal.

Evidence for mobile phone radiation exposure effects on reproductive pattern of male rats: role of ROS.

Evidence of oxidative stress in American kestrels exposed to electromagnetic fields.

Exposure to 1800 MHz radiofrequency electromagnetic radiation induces oxidative DNA base damage in a mouse spermatocyte-derived cell line.

Exposure to 1800 MHz radiofrequency radiation induces oxidative damage to mitochondrial DNA in primary cultured neurons.

Exposure to 1950-MHz TD-SCDMA electromagnetic fields affects the apoptosis of astrocytes via caspase-3-dependent pathway.

Exposure to 900 MHz radiofrequency radiation induces caspase 3 activation in proliferating human lymphocytes.

Exposure to a 900 MHz electromagnetic field for 1 hour a day over 30 days does change the histopathology and biochemistry of the rat testis.

Exposure to cell phone induce oxidative stress in mice preantral follicles during in vitro cultivation: An experimental study.

Exposure to cell phone radiation up-regulates apoptosis genes in primary cultures of neurons and astrocytes.

Exposure to ELF-pulse modulated X band microwaves increases in vitro human astrocytoma cell proliferation.

Exposure to global system for mobile communication (GSM) cellular phone radiofrequency alters gene expression, proliferation, and morphology of human skin fibroblasts.

Exposure to GSM 900-MHz mobile radiation impaired inhibitory avoidance memory consolidation in rat: Involvements of opioidergic and nitrenergic systems.

Exposure to pulse-modulated radio frequency electromagnetic fields affects regional cerebral blood flow.

Exposure to radiation from single or combined radio frequencies provokes macrophage dysfunction in the RAW 264.7 cell line.

Exposure to radiofrequency radiation induces oxidative stress in duckweed *Lemna minor* L.

Extremely low-frequency electromagnetic field exposure enhances inflammatory response and inhibits effect of antioxidant in RAW 264.7 cells.

From the Cover: 2.45-GHz Microwave Radiation Impairs Hippocampal Learning and Spatial Memory: Involvement of Local Stress Mechanism-Induced Suppression of iGluR/ERK/CREB Signaling.

GSM 900 MHz microwave radiation affects embryo development of Japanese quails.

GSM-like radiofrequency exposure induces apoptosis via caspase-dependent pathway in infant rabbits.

Histological and histochemical study of the protective role of rosemary extract against harmful effect of cell phone electromagnetic radiation on the parotid glands.

Immunohistopathologic demonstration of deleterious effects on growing rat testes of radiofrequency waves emitted from conventional Wi-Fi devices.

Immunomorphologic changes in the testes upon exposure to a microwave electromagnetic field].

Impact of electromagnetic radiation emitted by monitors on changes in the cellular membrane structure and protective antioxidant effect of vitamin A - In vitro study.

In vivo exposure of rats to a weak alternating magnetic field increases ornithine decarboxylase activity in the mammary gland by a similar extent as the carcinogen DMBA.

Increased ornithine decarboxylase activity in cultured cells exposed to low energy modulated microwave fields and phorbol ester tumor promoters.

Interference of vitamin E on the brain tissue damage by electromagnetic radiation of cell phone in pregnant and fetal rats].

Japanese encephalitis virus (JEV): potentiation of lethality in mice by microwave radiation.

Lipid peroxide damage in retinal ganglion cells induced by microwave].

Long term and excessive use of 900 MHz radiofrequency radiation alter microRNA expression in brain.

Long term exposure to cell phone frequencies (900 and 1800 MHz) induces apoptosis, mitochondrial oxidative stress and TRPV1 channel activation in the hippocampus and dorsal root ganglion of rats.

Long-term exposure of 2450MHz electromagnetic radiation induces stress and anxiety like behavior in rats.

Long-term exposure to electromagnetic radiation from mobile phones and Wi-Fi devices decreases plasma prolactin, progesterone, and estrogen levels but increases uterine oxidative stress in pregnant rats and their offspring.

Long-term exposure to microwave radiation provokes cancer growth: evidences from radars and mobile communication systems.

Low intensity microwave radiation induced oxidative stress, inflammatory response and DNA damage in rat brain.

Low power density microwave radiation induced early changes in rabbit lens epithelial cells.

Magnetic-field-induced DNA strand breaks in brain cells of the rat.

Maternal exposure to a continuous 900-MHz electromagnetic field provokes neuronal loss and pathological changes in cerebellum of 32-day-old female rat offspring.

Maternal mobile phone exposure adversely affects the electrophysiological properties of Purkinje neurons in rat offspring.

Microwave exposure impairs synaptic plasticity in the rat hippocampus and PC12 cells through over-activation of the NMDA receptor signaling pathway.

Microwave radiation (2.45 GHz)-induced oxidative stress: Whole-body exposure effect on histopathology of Wistar rats.

Microwave radiation induced oxidative stress, cognitive impairment and inflammation in brain of Fischer rats.

Microwave radiation induces injury to GC-2spd cells].

Microwave-induced Apoptosis and Cytotoxicity of NK Cells through ERK1/2 Signaling.

Mobile phone (1800MHz) radiation impairs female reproduction in mice, *Mus musculus*, through stress induced inhibition of ovarian and uterine activity.

Mobile phone affects cerebral blood flow in humans.



Mobile phone radiation induces reactive oxygen species production and DNA damage in human spermatozoa in vitro.

Mobile phone radiation-induced free radical damage in the liver is inhibited by the antioxidants N-acetyl cysteine and epigallocatechin-gallate.

Neural cell apoptosis induced by microwave exposure through mitochondria-dependent caspase-3 pathway.

Neurodegenerative changes and apoptosis induced by intrauterine and extrauterine exposure of radiofrequency radiation.

Non-thermal activation of the hsp27/p38MAPK stress pathway by mobile phone radiation in human endothelial cells: molecular mechanism for cancer- and blood-brain barrier-related effects.

Overproduction of free radical species in embryonal cells exposed to low intensity radiofrequency radiation.

Oxidative stress-mediated alterations on sperm parameters in male Wistar rats exposed to 3G mobile phone radiation.

Oxidative stress-mediated skin damage in an experimental mobile phone model can be prevented by melatonin.

p25/CDK5 is partially involved in neuronal injury induced by radiofrequency electromagnetic field exposure.

Pathological study of testicular injury induced by high power microwave radiation in rats].

Permeability of the blood-brain barrier induced by 915 MHz electromagnetic radiation, continuous wave and modulated at 8, 16, 50, and 200 Hz.

Pernicious effects of long-term, continuous 900-MHz electromagnetic field throughout adolescence on hippocampus morphology, biochemistry and pyramidal neuron numbers in 60-day-old Sprague Dawley male rats.

Protective effect of Liuweidihuang Pills against cellphone electromagnetic radiation-induced histomorphological abnormality, oxidative injury, and cell apoptosis in rat testes].

Protective effects of beta-glucan against oxidative injury induced by 2.45-GHz electromagnetic radiation in the skin tissue of rats.

Protective effects of Genistein on human renal tubular epithelial cells damage of microwave radiation].

Protective effects of luteolin on rat testis following exposure to 900 MHz electromagnetic field.

Pulse modulated 900 MHz radiation induces hypothyroidism and apoptosis in thyroid cells: a light, electron microscopy and immunohistochemical study.

Pulsed electromagnetic fields accelerate apoptotic rate in osteoclasts.

Pulsed or continuous electromagnetic field induce p53/p21-mediated apoptotic signaling pathway in mouse spermatogenic cells in vitro and thus may affect male fertility.

Radio frequency electromagnetic radiation (RF-EMR) from GSM (0.9/1.8GHz) mobile phones induces oxidative stress and reduces sperm motility in rats.

Radiofrequency electromagnetic radiation from cell phone causes defective testicular function in male Wistar rats.

Radiofrequency radiation (900 MHz)-induced DNA damage and cell cycle arrest in testicular germ cells in swiss albino mice.

Radiofrequency radiation emitted from Wi-Fi (2.4 GHz) causes impaired insulin secretion and increased oxidative stress in rat pancreatic islets.

Radiofrequency-induced carcinogenesis: cellular calcium homeostasis changes as a triggering factor.

Reactive oxygen species formation and apoptosis in human peripheral blood mononuclear cell induced by 900 MHz mobile phone radiation.

Reactive oxygen species levels and DNA fragmentation on astrocytes in primary culture after acute exposure to low intensity microwave electromagnetic field.

Reduction of phosphorylated synapsin I (ser-553) leads to spatial memory impairment by attenuating GABA release after microwave exposure in Wistar rats.

Role of Mitochondria in the Oxidative Stress Induced by Electromagnetic Fields: Focus on Reproductive Systems.

Selenium reduces mobile phone (900 MHz)-induced oxidative stress, mitochondrial function, and apoptosis in breast cancer cells.

Selenium supplementation ameliorates electromagnetic field-induced oxidative stress in the HEK293 cells.

Ten gigahertz microwave radiation impairs spatial memory, enzymes activity, and histopathology of developing mice brain.

Testicular apoptosis and histopathological changes induced by a 2.45 GHz electromagnetic field.

The antioxidant effect of Green Tea Mega EGCG against electromagnetic radiation-induced oxidative stress in the hippocampus and striatum of rats.

Ultrastructural change of rabbit lens epithelial cells induced by low power level microwave radiation].

Vitamin C protects rat cerebellum and encephalon from oxidative stress following exposure to radiofrequency wave generated by a BTS antenna model.

Zinc supplementation ameliorates electromagnetic field-induced lipid peroxidation in the rat brain.

## SENSORY DISORDERS

Keywords – auditory, acoustic, ear, hypersensitivity, EHS, electromagnetic hypersensitivity, otoacoustic, vestibular, hypersensitive, cataract, cochlea, auditory system, inner ear, lens epithelial, corneal, tinnitus, vision, lenses, otoacoustic emissions, hearing loss, otoacoustic emission, epidermis, rabbit lens, dermatitis, auditory stimuli, cataractogenic, Auditory brainstem response (ABR), auditory evoked, electrohypersensitive, electrosensitivity, vestibular system, cochlear implants, dermatological, hearing function, hearing thresholds, pain sensitivity, pain threshold, skin complaints

### **Titles**

A quantitative study on early changes in rabbit lens capsule epithelium induced by low power density microwave radiation].

A study on the effect of prolonged mobile phone use on pure tone audiometry thresholds of medical students of Sikkim.

Acceleration of the development of benzopyrene-induced skin cancer in mice by microwave radiation.

Alteration of glycine receptor immunoreactivity in the auditory brainstem of mice following three months of exposure to radiofrequency radiation at SAR 4.0 W/kg.

Assessment of intermittent UMTS electromagnetic field effects on blood circulation in the human auditory region using a near-infrared system.

Association between vestibular schwannomas and mobile phone use.

Audiologic disturbances in long-term mobile phone users.

Blocking 1800 MHz mobile phone radiation-induced reactive oxygen species production and DNA damage in lens epithelial cells by noise magnetic fields].

Cell phone use and acoustic neuroma: the need for standardized questionnaires and access to industry data.

Changes in gap junctional intercellular communication in rabbits lens epithelial cells induced by low power density microwave radiation.

Cognitive and neurobiological alterations in electromagnetic hypersensitive patients: results of a case-control study.

Contribution of physical factors to the complex anthropogenic load in an industrial town].

Decrease in the intensity of the cellular immune response and nonspecific inflammation upon exposure to extremely high frequency electromagnetic radiation].

DNA damage and repair induced by acute exposure of microwave from mobile phone on cultured human lens epithelial cells].

EEG Changes Due to Experimentally Induced 3G Mobile Phone Radiation.

Effect Of Electromagnetic Waves Emitted From Mobile Phone On Brain Stem Auditory Evoked Potential In Adult Males.

Effect of low-intensity microwave radiation on proliferation of cultured epithelial cells of rabbit lens].

Effect of superposed electromagnetic noise on DNA damage of lens epithelial cells induced by microwave radiation.

Effect of wide-band modulated electromagnetic fields on the workers of high-frequency telephone exchanges].

Effects of 2.45-GHz microwaves on primate corneal endothelium.

Effects of different dose microwave radiation on protein components of cultured rabbit lens].

Effects of exposure to 2100MHz GSM-like radiofrequency electromagnetic field on auditory system of rats.

Effects of GSM-like radiofrequency on distortion product otoacoustic emissions in pregnant adult rabbits.

Effects of intensive and moderate cellular phone use on hearing function.

Effects of low level electromagnetic field exposure at 2.45 GHz on rat cornea.

Effects of microwave radiation on the eye: the occupational health perspective.

Effects of mobile phones on oxidant/antioxidant balance in cornea and lens of rats.

Effects of pulsed electromagnetic fields on cognitive processes - a pilot study on pulsed field interference with cognitive regeneration.

Electromagnetic field induced biological effects in humans.

Electromagnetic hypersensitivity--an increasing challenge to the medical profession.

Experimental studies on the influence of millimeter radiation on light transmission through the lens].

Increased sensitivity of the non-human primate eye to microwave radiation following ophthalmic drug pretreatment.

Intraoperative observation of changes in cochlear nerve action potentials during exposure to electromagnetic fields generated by mobile phones.

Is human saliva an indicator of the adverse health effects of using mobile phones?

Low power density microwave radiation induced early changes in rabbit lens epithelial cells.

Mobile phone induced sensorineural hearing loss.

Mobile phone related-hazards and subjective hearing and vision symptoms in the Saudi population.

Non-thermal electromagnetic radiation damage to lens epithelium.

Occupational safety: effects of workplace radiofrequencies on hearing function.

Reliable disease biomarkers characterizing and identifying electrohypersensitivity and multiple chemical sensitivity as two etiopathogenic aspects of a unique pathological disorder.

Replication of heart rate variability provocation study with 2.4-GHz cordless phone confirms original findings.

Single-strand DNA breaks in human hair root cells exposed to mobile phone radiation.

Some ocular symptoms and sensations experienced by long term users of mobile phones.

Some ocular symptoms experienced by users of mobile phones.

The acute auditory effects of exposure for 60 minutes to mobile's electromagnetic field.

The effect of radiofrequency radiation generated by a Global System for Mobile Communications source on cochlear development in a rat model.

The effect of very low dose pulsed magnetic waves on cochlea.

The effects of pulsed low-level EM fields on memory processes].

The electromagnetic fields of cellular phones and the health of children and of teenagers (the situation requiring to take an urgent measure)].

Tinnitus and cell phones: the role of electromagnetic radiofrequency radiation.

Tinnitus and mobile phone use.

Ultrastructural change of rabbit lens epithelial cells induced by low power level microwave radiation].

## DISCOMFORT SYMPTOMS

Keywords – depression, anxiety, headache, headaches, dizziness, depressed, depressive, vertigo, cataracts, behavioral effects, nausea, headache dizziness, low back pain, behavioural effects

### **Titles**

A study on the biological effects of exposure mobile-phone frequency EMF].

A survey study on some neurological symptoms and sensations experienced by long term users of mobile phones.

Adverse effects of excessive mobile phone use.

Anxiogenic effect of chronic exposure to extremely low frequency magnetic field in adult rats.

Association of mobile phone radiation with fatigue, headache, dizziness, tension and sleep disturbance in Saudi population.

Chronic exposure to ELF fields may induce depression.

Clinical features of headache associated with mobile phone use: a cross-sectional study in university students.

Effect of electromagnetic radiations from mobile phone base stations on general health and salivary function.

Effect of high-frequency EMF on public health and its neuro-chemical investigations].

Effect of low intensity and very high frequency electromagnetic radiation on occupationally exposed personnel].

Effects of electromagnetic radiation from cellular telephone handsets on symptoms of neurasthenia].

Effects of electromagnetic radiation on health and immune function of operators].

Effects of GSM-Frequency Electromagnetic Radiation on Some Physiological and Biochemical Parameters in Rats.

Effects of low intensity radiofrequency electromagnetic fields on electrical activity in rat hippocampal slices.

Effects of microwave radiation on the eye: the occupational health perspective.

Effects of mobile phone radiation (900 MHz radiofrequency) on structure and functions of rat brain.

Exposure to mobile phone electromagnetic field radiation, ringtone and vibration affects anxiety-like behaviour and oxidative stress biomarkers in albino wistar rats.

Exposure to radio-frequency electromagnetic waves alters acetylcholinesterase gene expression, exploratory and motor coordination-linked behaviour in male rats.

Long-term exposure of 2450MHz electromagnetic radiation induces stress and anxiety like behavior in rats.

Magnetic fields of transmission lines and depression.

Microwave radiation and chlordiazepoxide: synergistic effects on fixed-interval behavior.

Microwave sickness: a reappraisal.

Mobile phone use and health symptoms in children.

Mobile Phone Use and The Risk of Headache: A Systematic Review and Meta-analysis of Cross-sectional Studies.

Mobile phone use, school electromagnetic field levels and related symptoms: a cross-sectional survey among 2150 high school students in Izmir.

Motor activity of rabbits in conditions of chronic low-intensity pulse microwave irradiation].

MRI magnetic field stimulates rotational sensors of the brain.

Neurobehavioral effects among inhabitants around mobile phone base stations.

Postnatal development and behavior effects of in-utero exposure of rats to radiofrequency waves emitted from conventional WiFi devices.

Preliminary report: symptoms associated with mobile phone use.

Prevalence of headache among handheld cellular telephone users in Singapore: a community study.

Radiofrequency electromagnetic radiation-induced behavioral changes and their possible basis.

Scientific evidence contradicts findings and assumptions of Canadian Safety Panel 6: microwaves act through voltage-gated calcium channel activation to induce biological impacts at non-thermal levels, supporting a paradigm shift for microwave/lower frequency electromagnetic field action.

Self-reported symptoms associated with exposure to electromagnetic fields: a questionnaire study.

Self-reporting of symptom development from exposure to radiofrequency fields of wireless smart meters in victoria, australia: a case series.

Subjective complaints of people living near mobile phone base stations in Poland.

Subjective symptoms, sleeping problems, and cognitive performance in subjects living near mobile phone base stations.





## CONGENITAL ABNORMALITIES

Keywords – malformations, teratogenic, congenital, congenital malformations, teratogenicity, teratogens, teratologic, cleft palate, congenital anomalies, malformed, teratological

### **Titles**

Are microwaves a co-teratogen? Experimental model concept and its verification].

Effect of early pregnancy electromagnetic field exposure on embryo growth ceasing].

Effects of continuous low-level exposure to radiofrequency radiation on intrauterine development in rats.

Effects of GSM-like radiofrequency irradiation during the oogenesis and spermiogenesis of *Xenopus laevis*.

Effects of MR exposure at 1.5 T on early embryonic development of the chick.

First cell cycles of sea urchin *Paracentrotus lividus* are dramatically impaired by exposure to extremely low-frequency electromagnetic field.

Lethal and teratogenic effects of long-term low-intensity radio frequency radiation at 428 MHz on developing chick embryo.

Microwave radiation enhances teratogenic effect of cytosine arabinoside in mice.

*Morinda officinalis* how extract improves microwave-induced reproductive impairment in male rats].

MRI effects on craniofacial size and crown-rump length in C57BL/6J mice in 1.5T fields.

Pathological study of testicular injury induced by high power microwave radiation in rats].

Pulsed magnetic field from video display terminals enhances teratogenic effects of cytosine arabinoside in mice.

Reproductive hazards among workers at high voltage substations.

Studies of the teratogenic potential of exposure of rats to 6000-MHz microwave radiation. I. Morphologic analysis at term.

Studies of the teratogenic potential of exposure of rats to 6000-MHz microwave radiation. II. Postnatal psychophysiological evaluations.

Teratogenic effects of sinusoidal extremely low frequency electromagnetic fields on morphology of 24 hr chick embryos.

Teratogenic, biochemical, and histological studies with mice prenatally exposed to 2.45-GHz microwave radiation.

VDT pulse magnetic field enhances teratogenic effect of ara-c in mice.



## CIRCADIAN RHYTHYM AND MELATONIN

Keywords – melatonin, sleep, circadian, melatonin production, sleep disturbances, insomnia, melatonin levels, melatonin secretion, sleep disorders, sleep EEG, poor sleep, pineal function

### **Titles**

900-MHz microwave radiation promotes oxidation in rat brain.

A 50-Hz electromagnetic field impairs sleep.

Association between Excessive Use of Mobile Phone and Insomnia and Depression among Japanese Adolescents.

Association between overuse of mobile phones on quality of sleep and general health among occupational health and safety students.

Association of mobile phone radiation with fatigue, headache, dizziness, tension and sleep disturbance in Saudi population.

Bedtime mobile phone use and sleep in adults.

Biological effects of continuous exposure of embryos and young chickens to electromagnetic fields emitted by video display units.

Breast cancer and electric power.

Cellular phones: are they detrimental?

Chronic exposure to ELF fields may induce depression.

Chronotoxicity of 1800 MHz microwave radiation on sex hormones and spermatogenesis in male mice].

Circadian rhythmicity of antioxidant markers in rats exposed to 1.8 GHz radiofrequency fields.

Direct suppressive effects of weak magnetic fields (50 Hz and 16 2/3 Hz) on melatonin synthesis in the pineal gland of Djungarian hamsters (*Phodopus sungorus*).

Do magnetic fields cause increased risk of childhood leukemia via melatonin disruption?

Effect of electromagnetic radiations from mobile phone base stations on general health and salivary function.

Effect of low intensity and very high frequency electromagnetic radiation on occupationally exposed personnel].

Effects of 1800-MHz radiofrequency fields on circadian rhythm of plasma melatonin and testosterone in male rats.

Effects of electromagnetic fields exposure on plasma hormonal and inflammatory pathway biomarkers in male workers of a power plant.

Effects of melatonin on Wi-Fi-induced oxidative stress in lens of rats.

Effects of Mobile Phones on Children's and Adolescents' Health: A Commentary.

Effects of prenatal 900 MHz electromagnetic field exposures on the histology of rat kidney.

EUROPAEM EMF Guideline 2016 for the prevention, diagnosis and treatment of EMF-related health problems and illnesses.

Exposure to electromagnetic fields and suicide among electric utility workers: a nested case-control study.

Health effects of living near mobile phone base transceiver station (BTS) antennae: a report from Isfahan, Iran.

Individual differences in the effects of mobile phone exposure on human sleep: rethinking the problem.

Investigation on the health of people living near mobile telephone relay stations: [Incidence according to distance and sex].

Melatonin and a spin-trap compound block radiofrequency electromagnetic radiation-induced DNA strand breaks in rat brain cells.

Melatonin attenuates radiofrequency radiation (900 MHz)-induced oxidative stress, DNA damage and cell cycle arrest in germ cells of male Swiss albino mice.

Melatonin modulates 900 Mhz microwave-induced lipid peroxidation changes in rat brain.

Melatonin protects rat thymus against oxidative stress caused by exposure to microwaves and modulates proliferation/apoptosis of thymocytes.

Melatonin reduces oxidative stress induced by chronic exposure of microwave radiation from mobile phones in rat brain.

Microwave frequency electromagnetic fields (EMFs) produce widespread neuropsychiatric effects including depression.

Mitochondrial DNA damage and oxidative damage in HL-60 cells exposed to 900MHz radiofrequency fields.

Mobile phone radiation induces mode-dependent DNA damage in a mouse spermatocyte-derived cell line: a protective role of melatonin.

Mobile phone use, school electromagnetic field levels and related symptoms: a cross-sectional survey among 2150 high school students in Izmir.

Mobile phones: time to rethink and limit usage.

Modulation of wireless (2.45 GHz)-induced oxidative toxicity in laryngotracheal mucosa of rat by melatonin.

Neurobehavioral effects among inhabitants around mobile phone base stations.

Neuroprotective effects of melatonin and omega-3 on hippocampal cells prenatally exposed to 900 MHz electromagnetic fields.

Non-thermal biomarkers of exposure to radiofrequency/microwave radiation.

Non-thermal continuous and modulated electromagnetic radiation fields effects on sleep EEG of rats.

Oxidative stress-mediated skin damage in an experimental mobile phone model can be prevented by melatonin.

## CHRONIC CONDITIONS

Keywords - metabolism, metabolic, glucose, endocrine, cholesterol, Diabetes, calcium homeostasis, glucose levels, homeostatic, metabolic activity, metabolic heat production, Diabetes Mellitus, diabetic, glucose metabolism, obesity

### **Titles**

Assessment of biological changes of continuous whole-body exposure to static magnetic field and extremely low frequency electromagnetic fields in mice.

Association of exposure to radio-frequency electromagnetic field radiation (RF-EMFR) generated by mobile phone base stations with glycated hemoglobin (HbA1c) and risk of Type 2 Diabetes Mellitus.

Biological accounts emerging from some kinds of electromagnetic waves in the environment.

Calreticulin attenuated microwave radiation-induced human microvascular endothelial cell injury through promoting actin acetylation and polymerization.

Cardiovascular risk in operators under radiofrequency electromagnetic radiation.

Cell oxidation-reduction imbalance after modulated radiofrequency radiation.

Changes in mitochondrial functioning with electromagnetic radiation of ultra high frequency as revealed by electron paramagnetic resonance methods.

Common behaviors alterations after extremely low-frequency electromagnetic field exposure in rat animal model.

Dirty electricity, chronic stress, neurotransmitters and disease.

Disordered redox metabolism of brain cells in rats exposed to low doses of ionizing radiation or UHF electromagnetic radiation.

Disturbances of glucose tolerance in workers exposed to electromagnetic radiation].

Dynamics of metabolic parameters in rats during repeated exposure to modulated low-intensity UHF radiation.

Effect of a 20 kHz sawtooth magnetic field exposure on the estrous cycle in mice.

Effect of coherent extremely high-frequency and low-intensity electromagnetic radiation on the activity of membrane systems in *Escherichia coli*].

Effect of discontinuous short-wave electromagnetic field irradiation on the state of the endocrine glands].

Effect of Exposure to 900 MHz GSM Mobile Phone Radiofrequency Radiation on Estrogen Receptor Methylation Status in Colon Cells of Male Sprague Dawley Rats.

Effects of continuous low-level exposure to radiofrequency radiation on intrauterine development in rats.

Effects of continuous-wave, pulsed, and sinusoidal-amplitude-modulated microwaves on brain energy metabolism.

Effects of electromagnetic fields on the immune systems of occupationally exposed humans and mice.

Effects of electromagnetic radiation exposure on bone mineral density, thyroid, and oxidative stress index in electrical workers.

Effects of exposure to electromagnetic field radiation (EMFR) generated by activated mobile phones on fasting blood glucose.

Effects of extremely low frequency electromagnetic field and its combination with lead on the antioxidant system in mouse].

Effects of microwave radiation on the eye: the occupational health perspective.

Effects of RF-EMF Exposure from GSM Mobile Phones on Proliferation Rate of Human Adipose-derived Stem Cells: An In-vitro Study.

Endocrine mechanism of placental circulatory disturbances induced by microwave in pregnant rats].

Evidence that dirty electricity is causing the worldwide epidemics of obesity and diabetes.

Exposure to GSM 900 MHz electromagnetic fields affects cerebral cytochrome c oxidase activity.

Functional activity and metabolism of blood neutrophils exposed to low-intensity microwaves].

Glucose administration attenuates spatial memory deficits induced by chronic low-power-density microwave exposure.

GSM mobile phone radiation suppresses brain glucose metabolism.

High-frequency electromagnetic field exposure on reproductive and endocrine functions of female workers].

Hippocampal lipidome and transcriptome profile alterations triggered by acute exposure of mice to GSM 1800 MHz mobile phone radiation: An exploratory study.

Long-term exposure to microwave radiation provokes cancer growth: evidences from radars and mobile communication systems.

Metabolic changes in cells under electromagnetic radiation of mobile communication systems].

Occupations with exposure to electromagnetic fields: a possible risk factor for Alzheimer's disease.



Pulse modulated 900 MHz radiation induces hypothyroidism and apoptosis in thyroid cells: a light, electron microscopy and immunohistochemical study.

Radio frequency electromagnetic radiation (RF-EMR) from GSM (0.9/1.8GHz) mobile phones induces oxidative stress and reduces sperm motility in rats.

Radiofrequency radiation emitted from Wi-Fi (2.4 GHz) causes impaired insulin secretion and increased oxidative stress in rat pancreatic islets.

Towards 5G communication systems: Are there health implications?

Wi-Fi is an important threat to human health.

## A2-C. Citing Papers

Essentially all the papers referenced in A2-B show adverse effects. The papers that cite these adverse effects papers (and some associated papers) were retrieved, and were filtered by visual inspection. The references to these citing papers that also show adverse effects from wireless radiation are presented in the following. The combination of relevant papers in A2-B and their citing papers in A2-C constitutes a representative sample of the wireless radiation adverse effects literature.

The actual literature is far larger. The query used to retrieve relevant papers for A2-B was quite simple, and mainly the citing papers component of the citation network (citing papers, cited papers, related records, etc) was used to expand the relevant papers.

## CITING PAPERS

Abdi S, Dorrnian D, Naderi GA, Razavi AE. Changes in physico-chemical characteristics of human low density lipoprotein nano-particles by electromagnetic field exposure. *Studia Universitatis Babes-Bolyai Chemia*. 2016;61(1):185-97.

Abedalqader F, Alhuarrat MA, Ibrahim G, Taha F, Al Tamimi A, Shukur M, et al. The correlation between smart device usage & sleep quality among UAE residents. *Sleep Medicine*. 2019;63:18-23.

Aberumand M, Mansouri E, Pourmotahari F, Mirlohi M, Abdoli Z. Biochemical and Histological Effects of Mobile Phone Radiation on Enzymes and Tissues of Mice. *Research Journal of Pharmaceutical Biological and Chemical Sciences*. 2016;7(5):1962-71.

Abu-Elsaoud PAM, Qari SH. Influence of Microwave Irradiations on Germination, Seedling Growth and Electrolyte Leakage of Barley (*Hordeum vulgare L.*). *Catrina-the International Journal of Environmental Sciences*. 2017;16(1):11-24.

Acharya R, Kumar D, Mathur G. Study of Electromagnetic Radiation Effects on Human Body and Reduction Techniques. In: Janyani V, Tiwari M, Singh G, Minzioni P, editors. *Optical and Wireless Technologies, Owt 2017. Lecture Notes in Electrical Engineering*. 4722018. p. 497-505.

Adebayo EA, Adeeyo AO, Ogundiran MA, Olabisi O. Bio-physical effects of radiofrequency electromagnetic radiation (RF-EMR) on blood parameters, spermatozoa, liver, kidney and heart of albino rats. *Journal of King Saud University Science*. 2019;31(4):813-21.

Agrawal Y, Gupta V. To treat the patient and not the telemetry: Electric toothbrush causing hospital admission. *International Journal of Cardiology*. 2016;221:112-3.

Ahamed VIT, Karthick NG, Joseph PK. Effect of mobile phone radiation on heart rate variability. *Computers in Biology and Medicine*. 2008;38(6):709-12.

- Ahmadi SS, Khaki AA, Alihemmati A, Rajabzadeh A, Giasi GS. The Effects of 50 Hz Electromagnetic Fields Induction of Apoptosis in Rat Follicles. *Crescent Journal of Medical and Biological Sciences*. 2017;4(2):64-8.
- Akbal A, Kiran Y, Sahin A, Turgut-Balik D, Balik HH. Effects of Electromagnetic Waves Emitted by Mobile Phones on Germination, Root Growth, and Root Tip Cell Mitotic Division of *Lens culinaris Medik*. *Polish Journal of Environmental Studies*. 2012;21(1):23-9.
- Akefe IO, Yusuf IL, Adegoke VA. C-glycosyl flavonoid orientin alleviates learning and memory impairment by radiofrequency electromagnetic radiation in mice via improving antioxidant defence mechanism. *Asian Pacific Journal of Tropical Biomedicine*. 2019;9(12):518-23.
- Al Taweel YA, Kamel AE, Abd El Ghany AAM, Nageeb RS, Bolbol SA, Elsayed MIR. Prevalence of risk factors including cell phone use among patients with brain tumors. *Egyptian Journal of Neurology Psychiatry and Neurosurgery*. 2016;53(2):111-8.
- Al-Bayyari N. The effect of cell phone usage on semen quality and fertility among Jordanian males. *Middle East Fertility Society Journal*. 2017;22(3):178-82.
- Al-Damegh MA. Rat testicular impairment induced by electromagnetic radiation from a conventional cellular telephone and the protective effects of the antioxidants vitamins C and E. *Clinics*. 2012;67(7):785-92.
- Al-Quzwini OF, Al-Tae HA, Al-Shaikh SF. Male fertility and its association with occupational and mobile phone towers hazards: An analytic study. *Middle East Fertility Society Journal*. 2016;21(4):236-40.
- Al-Serori H, Ferk F, Kundi M, Bileck A, Gerner C, Misik M, et al. Mobile phone specific electromagnetic fields induce transient DNA damage and nucleotide excision repair in serum-deprived human glioblastoma cells. *Plos One*. 2018;13(4).
- Al-Serori H, Kundi M, Ferk F, Misik M, Nersesyan A, Murbach M, et al. Evaluation of the potential of mobile phone specific electromagnetic fields (UMTS) to produce micronuclei in human glioblastoma cell lines. *Toxicology in Vitro*. 2017;40:264-71.
- Alchalabi ASH. Gene expression of certain heat shock proteins and antioxidant enzymes in microwave exposed rats. *Gene Reports*. 2019;16.
- Alexiou GA, Sioka C. Mobile phone use and risk for intracranial tumors. *Journal of Negative Results in Biomedicine*. 2015;14.
- Ali AH, Salman MD, Saleh R, Fayadh EN, abd Al-Hameed S, Falah H, et al. The Effect of the Electronic Devices on Children. *International Workshop in Physics Applications. Journal of Physics Conference Series*. 11782019.
- Aliyari H, Hosseinian SH, Menhaj MB, Sahraei H. Analysis of the Effects of High-Voltage Transmission Line on Human Stress and Attention Through Electroencephalography (EEG). *Iranian Journal of Science and Technology-Transactions of Electrical Engineering*. 2019;43:211-8.

Aliyari H, Hosseinian SH, Sahraei H, Menhaj MB. Effect of proximity to high-voltage fields: results of the neural network model and experimental model with macaques. *International Journal of Environmental Science and Technology*. 2019;16(8):4315-26.

Alkis ME, Akdag MZ, Dasdag S, Yegin K, Akpolat V. Single-strand DNA breaks and oxidative changes in rat testes exposed to radiofrequency radiation emitted from cellular phones. *Biotechnology & Biotechnological Equipment*. 2019;33(1):1733-40.

Altun G, Deniz OG, Yurt KK, Davis D, Kaplan S. Effects of mobile phone exposure on metabolomics in the male and female reproductive systems. *Environmental Research*. 2018;167:700-7.

An K, Wang QL, Zhang Y, Guo DM, Cui X. The preventative effects of zinc and vitamin E supplementation on cellular phone radiation-induced oxidative stress in brain tissues of rats and their fetuses. *Trace Elements and Electrolytes*. 2015;32(3):119-25.

Asgari A, Shoja E, Barzegar S. The Effect of Electromagnetic Waves and Workplace Lighting on Job Stress in Employees of Power Distribution Company. *Pakistan Journal of Medical & Health Sciences*. 2019;13(3):889-92.

Asl JF, Larijani B, Zakerkish M, Rahim F, Shirbandi K, Akbari R. The possible global hazard of cell phone radiation on thyroid cells and hormones: a systematic review of evidences. *Environmental Science and Pollution Research*. 2019;26(18):18017-31.

Aslan A, İkinci A, Bas O, Sonmez OF, Kaya H, Odaci E. Long-term exposure to a continuous 900 MHz electromagnetic field disrupts cerebellar morphology in young adult male rats. *Biotechnic & Histochemistry*. 2017;92(5):324-30.

Aslankoc R, Gumral N, Saygin M, Senol N, Asci H, Cankara FN, et al. The impact of electric fields on testis physiopathology, sperm parameters and DNA integrityThe role of resveratrol. *Andrologia*. 2018;50(4).

Auger N, Bilodeau-Bertrand M, Marcoux S, Kosatsky T. Residential exposure to electromagnetic fields during pregnancy and risk of child cancer: A longitudinal cohort study. *Environmental Research*. 2019;176.

Azimipour F, Zavareh S, Lashkarbolouki T. The Effect of Radiation Emitted by Cell Phone on The Gelatinolytic Activity of Matrix Metalloproteinase-2 and-9 of Mouse Pre-Antral Follicles during In Vitro Culture. *Cell Journal*. 2020;22(1):1-8.

Azimzadeh M, Jelodar G. Alteration of testicular regulatory and functional molecules following long-time exposure to 900 MHz RFW emitted from BTS. *Andrologia*. 2019;51(9).

Azimzadeh M, Jelodar GA, Namazi F, Soleimani F. Exposure to radiofrequency wave (RFW) generated by a base transceiver stations (BTS) antenna model affects learning and memory in female more than male rats. *International Journal of Radiation Research*. 2018;16(4):487-91.

Azizi SMY, Sarghein SH, Majd A, Peyvandi M. The effects of the electromagnetic fields on the biochemical components, enzymatic and non-enzymatic antioxidant systems of tea *Camellia sinensis* L. *Physiology and Molecular Biology of Plants*. 2019;25(6):1445-56.

Bahar L, Eralp A, Rumevlekioglu Y, Erturk SE, Yuncu M. THE EFFECT OF ELECTROMAGNETIC RADIATION ON THE DEVELOPMENT OF SKIN ULTRASTRUCTURAL AND IMMUNOHISTOCHEMICAL EVALUATION WITH p63. *Fresenius Environmental Bulletin*. 2018;27(3):1764-71.

Baiden P, Tadeo SK, Peters KE. The association between excessive screen-time behaviors and insufficient sleep among adolescents: Findings from the 2017 youth risk behavior surveillance system. *Psychiatry Research*. 2019;281.

Balik MS, Tumkaya L, Sehitoglu I, Kalkan Y, Yilmaz A, Balik G, et al. Effects of 900 MHz electromagnetic field on prenatal locomotor development in rats. *International Journal of Clinical and Experimental Medicine*. 2019;12(3):2364-73.

Balmori A. Anthropogenic radiofrequency electromagnetic fields as an emerging threat to wildlife orientation. *Science of the Total Environment*. 2015;518:58-60.

Balmori A. Radiotelemetry and wildlife: Highlighting a gap in the knowledge on radiofrequency radiation effects. *Science of the Total Environment*. 2016;543:662-9.

Bamdad K, Adel Z, Esmaili M. Complications of nonionizing radiofrequency on divided attention. *Journal of Cellular Biochemistry*. 2019;120(6):10572-5.

Bamikole AO, Olukayode OA, Obajuluwa T, Pius O, Ibidun OO, Adewale FO, et al. Exposure to a 2.5 GHz Non-ionizing Electromagnetic Field Alters Hematological Profiles, Biochemical Parameters, and Induces Oxidative Stress in Male Albino Rats. *Biomedical and Environmental Sciences*. 2019;32(11):860-3.

Bandara P. Mobile phone use and the brain cancer incidence rate in Australia. *Cancer Epidemiology*. 2016;44:110-1.

Bandara P, Carpenter DO. Causes of cancer: Perceptions vs. the scientific evidence. *European Journal of Cancer*. 2020;124:214-6.

Bandara P, Weller S. Cardiovascular disease: Time to identify emerging environmental risk factors. *European Journal of Preventive Cardiology*. 2017;24(17):1819-23.

Banerjee S, Singh NN, Sreedhar G, Mukherjee S. Analysis of the Genotoxic Effects of Mobile Phone Radiation using Buccal Micronucleus Assay: A Comparative Evaluation. *Journal of Clinical and Diagnostic Research*. 2016;10(3):ZC82-ZC5.

Barcal J, Stopka P, Krizova J, Vrba J, Vozeh F. High-frequency electromagnetic radiation and the production of free radicals in four mouse organs. *Activitas Nervosa Superior Rediviva*. 2014;56(1-2):9-14.

Barthelemy A, Mouchard A, Villegier AS, Ieee. Glial markers and emotional memory in rats following cerebral radiofrequency exposures2016.

Bartos P, Netusil R, Slaby P, Dolezel D, Ritz T, Vacha M. Weak radiofrequency fields affect the insect circadian clock. *Journal of the Royal Society Interface*. 2019;16(158).

Bas O, Sonmez OF, Aslan A, Ikinci A, Hanci H, Yildirim M, et al. Pyramidal Cell Loss in the Cornu Ammonis of 32-day-old Female Rats Following Exposure to a 900 Megahertz Electromagnetic Field During Prenatal Days 13-21. *Neuroquantology*. 2013;11(4):591-9.

Bayat M, Hemati S, Soleimani-Estyar R, Shahin-Jafari A. Effect of long-term exposure of mice to 900 MHz GSM radiation on experimental cutaneous candidiasis. *Saudi Journal of Biological Sciences*. 2017;24(4):907-14.

Bedir R, Tumkaya L, Mercantepe T, Yilmaz A. Pathological Findings Observed in the Kidneys of Postnatal Male Rats Exposed to the 2100 MHz Electromagnetic Field. *Archives of Medical Research*. 2018;49(7):432-40.

Bektas H, Bektas MS, Dasdag S. Effects of mobile phone exposure on biochemical parameters of cord blood: A preliminary study. *Electromagnetic Biology and Medicine*. 2018;37(4):184-91.

Bellieni CV, Nardi V, Buonocore G, Di Fabio S, Pinto I, Verrotti A. Electromagnetic fields in neonatal incubators: the reasons for an alert. *Journal of Maternal-Fetal & Neonatal Medicine*. 2019;32(4):695-9.

Belyaev I, Dean A, Eger H, Hubmann G, Jandrisovits R, Johansson O, et al. EUROPAEM EMF Guideline 2015 for the prevention, diagnosis and treatment of EMF-related health problems and illnesses. *Reviews on Environmental Health*. 2015;30(4):337-71.

Bhatia S, Vashisth S, Salhan A. Cellular Radiations Effect on Human Health. In: Satapathy SC, Das S, editors. *Proceedings of First International Conference on Information and Communication Technology for Intelligent Systems: Vol 1. Smart Innovation Systems and Technologies*. 502016. p. 213-9.

Bhattacharya D, Gangopadhyay S, Bhakta MS. MOBILE PHONE RADIATION EXPOSURE INDUCED DAMAGES-TECHNOLOGICAL AND PHYSIOLOGICAL CONSIDERATIONS IN SEARCHING REMEDIES. *Everymans Science*. 2018;52(6):386-90.

Biagi PF, Boffola S, Stefanelli R, Schiavulli L, Ligonzo T, Casamassima G, et al. Morphometrical and Morphological Alterations of Human Leukocytes Exposed to 1.8 GHz Electromagnetic Radiations: In Vitro Protective Effects Induced by Polyphenols. *Endocrine Metabolic & Immune Disorders-Drug Targets*. 2016;16(3):189-96.

Blackman CF. Comment on "Milham & Stetzer (2016) Tumor-specific frequencies and ocular melanoma." *Electromag Biol Med* <http://dx.doi.org/10.1080/15368378.2016.1234390>. *Electromagnetic Biology and Medicine*. 2017;36(2):167-8.

Borovkova M, Serebriakova M, Fedorov V, Sedykh E, Vaks V, Lichutin A, et al. Investigation of terahertz radiation influence on rat glial cells. *Biomedical Optics Express*. 2017;8(1):273-80.

Bortkiewicz A. MOBILE PHONE USE AND RISK FOR INTRACRANIAL TUMORS AND SALIVARY GLAND TUMORS A META-ANALYSIS (vol 30, pg 27, 2017). *International Journal of Occupational Medicine and Environmental Health*. 2017;30(4):685-.

Bouch NF, McConway K. Melatonin Levels and Low-Frequency Magnetic Fields in Humans and Rats: New Insights From a Bayesian Logistic Regression. *Bioelectromagnetics*. 2019;40(8):539-52.

Broom KA, Findlay R, Addison DS, Goiceanu C, Sienkiewicz Z. Early-Life Exposure to Pulsed LTE Radiofrequency Fields Causes Persistent Changes in Activity and Behavior in C57BL/6 J Mice. *Bioelectromagnetics*. 2019;40(7):498-511.

Bua L, Tibaldi E, Falcioni L, Lauriola M, De Angelis L, Gnudi F, et al. Results of lifespan exposure to continuous and intermittent extremely low frequency electromagnetic fields (ELFEMF) administered alone to Sprague Dawley rats. *Environmental Research*. 2018;164:271-9.

Calvente I, Vazquez-Perez A, Fernandez MF, Nunez MI, Munoz-Hoyos A. Radiofrequency exposure in the Neonatal Medium Care Unit. *Environmental Research*. 2017;152:66-72.

Carlberg M, Hedendahl L, Koppel T, Hardell L. High ambient radiofrequency radiation in Stockholm city, Sweden. *Oncology Letters*. 2019;17(2):1777-83.

Carlberg M, Koppel T, Ahonen M, Hardell L. Case-control study on occupational exposure to extremely low-frequency electromagnetic fields and glioma risk. *American Journal of Industrial Medicine*. 2017;60(5):494-503.

Carpenter DO. Extremely low frequency electromagnetic fields and cancer: How source of funding affects results. *Environmental Research*. 2019;178.

Celik H, Koyuncu I, Karakilcik AZ, Gonel A, Musa D. Effects of Ionizing and Non-Ionizing Radiation on Oxidative Stress and the Total Antioxidant Status in Humans Working in Radiation Environments. *Bezmialem Science*. 2016;4(3):106-9.

Celik O, Kahya MC, Naziroglu M. Oxidative stress of brain and liver is increased by Wi-Fi (2.45 GHz) exposure of rats during pregnancy and the development of newborns. *Journal of Chemical Neuroanatomy*. 2016;75:134-9.

Celiker M, Ozgur A, Tumkaya L, Terzi S, Yilmaz M, Kalkan Y, et al. Effects of exposure to 2100 MHz GSM-like radiofrequency electromagnetic field on auditory system of rats. *Brazilian Journal of Otorhinolaryngology*. 2017;83(6):691-6.

Cermakl AMM, Pavicic I, Trosic I. Oxidative stress response in SH-SY5Y cells exposed to short-term 1800MHz radiofrequency radiation. *Journal of Environmental Science and Health Part a-Toxic/Hazardous Substances & Environmental Engineering*. 2018;53(2):132-8.

Cermakl AMM, Pavicic I, Lovakovic BT, Pizent A, Trosic I. In vitro non-thermal oxidative stress response after 1800 MHz radiofrequency radiation. *General Physiology and Biophysics*. 2017;36(4):407-14.

Cetkin M, Kizilkan N, Demirel C, Bozdog Z, Erkilic S, Erbagci H. Quantitative changes in testicular structure and function in rat exposed to mobile phone radiation. *Andrologia*. 2017;49(10).

Chandel S, Kaur S, Issa M, Singh HP, Batish DR, Kohli RK. Appraisal of immediate and late effects of mobile phone radiations at 2100 MHz on mitotic activity and DNA integrity in root meristems of *Allium cepa*. *Protoplasma*. 2019;256(5):1399-407.

Chandel S, Kaur S, Issa M, Singh HP, Batish DR, Kohli RK. Exposure to mobile phone radiations at 2350MHz incites cyto- and genotoxic effects in root meristems of *Allium cepa*. *Journal of Environmental Health Science and Engineering*. 2019;17(1):97-104.

Chen GX, t Mannetje AM, Douwes J, van den Berg L, Pearce N, Kromhout H, et al. Occupation and motor neuron disease: a New Zealand case-control study. *Occupational and Environmental Medicine*. 2019;76(5):309-16.

Chen H, Qu ZQ, Liu WH. Effects of Simulated Mobile Phone Electromagnetic Radiation on Fertilization and Embryo Development. *Fetal and Pediatric Pathology*. 2017;36(2):123-9.

Cheung T, Lee RLT, Tse ACY, Do CW, So BCL, Szeto GPY, et al. Psychometric Properties and Demographic Correlates of the Smartphone Addiction Scale-Short Version Among Chinese Children and Adolescents in Hong Kong. *Cyberpsychology Behavior and Social Networking*. 2019;22(11):714-23.

Chiaromello E, Bonato M, Fiocchi S, Tognola G, Parazzini M, Ravazzani P, et al. Radio Frequency Electromagnetic Fields Exposure Assessment in Indoor Environments: A Review. *International Journal of Environmental Research and Public Health*. 2019;16(6).

Choi JH, Li Y, Kim SH, Jin R, Kim YH, Choi W, et al. The influences of smartphone use on the status of the tear film and ocular surface. *Plos One*. 2018;13(10).

Chueshova NV, Vismont FL. LONG-TERM EFFECTS OF ELECTROMAGNETIC RADIATION OF THE MOBILE PHONE FREQUENCY ON THE MORPHOFUNCTIONAL STATE OF THE REPRODUCTIVE SYSTEM OF RATS AND MALES AND THEIR OFFSPRING. *Doklady Natsionalnoi Akademii Nauk Belarusi*. 2019;63(2):198-206.

Comelekoglu U, Aktas S, Demirbag B, Karagul MI, Yalin S, Yildirim M, et al. Effect of low-level 1800 MHz radiofrequency radiation on the rat sciatic nerve and the protective role of paricalcitol. *Bioelectromagnetics*. 2018;39(8):631-43.

Consales C, Panatta M, Butera A, Filomeni G, Merla C, Carri MT, et al. 50-Hz magnetic field impairs the expression of iron-related genes in the in vitro SOD1(G93A) model of amyotrophic lateral sclerosis. *International Journal of Radiation Biology*. 2018;95(3):368-77.

Coraddu M, Cottone E, Levis A, Lombardo A, Marinelli F, Zucchetti M. A NEW TREND ON ELECTROMAGNETIC FIELDS (EMF) RISK ASSESSMENT. *International Journal of Ecosystems and Ecology Science-Ijees*. 2016;6(2):177-84.



- Cornacchione M, Pellegrini M, Fassina L, Mognaschi ME, Di Siena S, Gimmelli R, et al. beta-Adrenergic response is counteracted by extremely-low-frequency pulsed electromagnetic fields in beating cardiomyocytes. *Journal of Molecular and Cellular Cardiology*. 2016;98:146-58.
- Crabtree DPE, Herrera BJ, Kang S. The response of human bacteria to static magnetic field and radiofrequency electromagnetic field. *Journal of Microbiology*. 2017;55(10):809-15.
- Czerwinski M, Januszkiewicz L, Vian A, Lazaro A. The influence of bioactive mobile telephony radiation at the level of a plant community - Possible mechanisms and indicators of the effects. *Ecological Indicators*. 2020;108.
- Dadalti MTD, da Cunha A, de Araujo MC, de Moraes LGB, Risso PD. Electromagnetic interference of endodontic equipments with cardiovascular implantable electronic device. *Journal of Dentistry*. 2016;46:68-72.
- Darbandi M, Darbandi S, Agarwal A, Henkle R, Sadeghi MR. The Effects of Exposure to Low Frequency Electromagnetic Fields on Male Fertility. *Alternative Therapies in Health and Medicine*. 2018;24(4):24-9.
- Das A, Kundu S, Acm. To protect ecological system from electromagnetic radiation of Mobile communication2019. 469-73 p.
- DastAmooz S, Boroujeni ST, Shahbazi M, Vali Y. Physical activity as an option to reduce adverse effect of EMF exposure during pregnancy. *International Journal of Developmental Neuroscience*. 2018;71:10-7.
- de Jenlis AB, Del Vecchio F, Delanaud S, Bach V, Pelletier A. Effects of co-exposure to 900 MHz radiofrequency electromagnetic fields and high-level noise on sleep, weight, and food intake parameters in juvenile rats. *Environmental Pollution*. 2020;256.
- Del Re B, Bersani F, Giorgi G. Effect of electromagnetic field exposure on the transcription of repetitive DNA elements in human cells. *Electromagnetic Biology and Medicine*. 2019;38(4):262-70.
- Ding SS, Sun P, Tian H, Huo YW, Wang LR, Han Y, et al. Association between daily exposure to electromagnetic radiation from 4G smartphone and 2.45-GHz wi-fi and oxidative damage to semen of males attending a genetics clinic: a primary study. *International Journal of Clinical and Experimental Medicine*. 2018;11(3):2821-30.
- Ding SS, Sun P, Zhang Z, Liu X, Tian H, Huo YW, et al. Moderate Dose of Trolox Preventing the Deleterious Effects of Wi-Fi Radiation on Spermatozoa In vitro through Reduction of Oxidative Stress Damage. *Chinese Medical Journal*. 2018;131(4):402-12.
- Ding XF, Wu Y, Qu WR, Fan M, Zhao YQ. Quinacrine pretreatment reduces microwave-induced neuronal damage by stabilizing the cell membrane. *Neural Regeneration Research*. 2018;13(3):449-55.

Ding Z, Li JT, Li F, Mephryar MM, Wu SC, Zhang C, et al. The Protection of Vitamin C and Vitamin E from Oxidation Caused by 1800MHz Electromagnetic Radiation. Takahashi M, editor 2016. 785-94 p.

Ding Z, Li JT, Li F, Mephryar MM, Wu SC, Zhang C, et al. Vitamin C and Vitamin E Protected B95-8 and Balb/c-3T3 Cells from Apoptosis Induced by Intermittent 50Hz ELF-EMF Radiation. Iranian Journal of Public Health. 2017;46(1):23-34.

Djindjic B, Dzopalic T, Dunjic M, Krstic D, Radovanovic Z, Milenkovic J, et al. Effects of silica-rich water on systemic and peritoneal inflammation in rats exposed to chronic low-level (900-MHz) microwave radiation. General Physiology and Biophysics. 2019;38(1):83-90.

Djordjevic N, Paunovic MG, Peulic AS. Anxiety-like behavioural effects of extremely low-frequency electromagnetic field in rats. Environmental Science and Pollution Research. 2017;24(27):21693-9.

Dogan MS, Yavas MC, Gunay A, Yavuz I, Deveci E, Akkus Z, et al. The protective effect of melatonin and Ganoderma lucidum against the negative effects of extremely low frequency electric and magnetic fields on pulp structure in rat teeth. Biotechnology & Biotechnological Equipment. 2017;31(5):979-88.

Dogana MS, Yavas MC, Gunay A. The protective effect of melatonin and Ganoderma lucidum against the negative effects of extremely low frequency electric and magnetic fields on pulp structure in rat teeth (vol 31, pg 979, 2017). Biotechnology & Biotechnological Equipment. 2017;31(5):X-X.

Driessen S, Dechent D, Graefrath D, Petri AK, Bodewein L, Emonds T, et al. Letter to the Editor concerning the paper "A novel database of bio-effects from non-ionizing radiation". Reviews on Environmental Health. 2018;33(4):449-50.

Driessen S, Napp A, Schmiedchen K, Kraus T, Stunder D. Electromagnetic interference in cardiac electronic implants caused by novel electrical appliances emitting electromagnetic fields in the intermediate frequency range: a systematic review. Europe. 2019;21(2):219-29.

Durdik M, Kosik P, Markova E, Somsedikova A, Gajdosechova B, Nikitina E, et al. Microwaves from mobile phone induce reactive oxygen species but not DNA damage, preleukemic fusion genes and apoptosis in hematopoietic stem/progenitor cells. Scientific Reports. 2019;9.

Eitvipart AC, Viriyarajanukul S, Redhead L. Musculoskeletal disorder and pain associated with smartphone use: A systematic review of biomechanical evidence. Hong Kong Physiotherapy Journal. 2018;38(2):77-90.

Eker ED, Arslan B, Yildirim M, Akar A, Aras N. The effect of exposure to 1800 MHz radiofrequency radiation on epidermal growth factor, caspase-3, Hsp27 and p38MAPK gene expressions in the rat eye. Bratislava Medical Journal-Bratislavske Lekarske Listy. 2018;119(9):588-92.

- El Khoueiry C, Moretti D, Renom R, Camera F, Orlacchio R, Garenne A, et al. Decreased spontaneous electrical activity in neuronal networks exposed to radiofrequency 1,800 MHz signals. *Journal of Neurophysiology*. 2018;120(6):2719-29.
- El-Maleky NF, Ebrahim RH. Effects of exposure to electromagnetic field from mobile phone on serum hepcidin and iron status in male albino rats. *Electromagnetic Biology and Medicine*. 2019;38(1):66-73.
- Erdal ME, Yilmaz SG, Gurgul S, Uzun C, Dericci D, Erdal N. miRNA expression profile is altered differentially in the rat brain compared to blood after experimental exposure to 50 Hz and 1 mT electromagnetic field. *Progress in Biophysics & Molecular Biology*. 2018;132:35-42.
- Erdemli C, Omeroglu S, Sirav B, Colbay M, Seyhan N, Ozkan S, et al. Effects of 2100 MHz radio frequency radiation on ductus epididymis tissue in rats. *Bratislava Medical Journal- Bratislavske Lekarske Listy*. 2017;118(12):759-64.
- Esmailzadeh S, Delavar MA, Aleyassin A, Gholamian SA, Ahmadi A. Exposure to Electromagnetic Fields of High Voltage Overhead Power Lines and Female Infertility. *International Journal of Occupational and Environmental Medicine*. 2019;10(1):11-6.
- Eyvazi M, Tayefi H, Abedelahi A, Salimnejad R, Majdi A. Effect of Vitamin E and Sodium Selenite on the Expression of Bax and Bcl2 Genes and Renal Histopathology in the Electromagnetic Field-Exposed Mice. *Crescent Journal of Medical and Biological Sciences*. 2019;6(4):523-8.
- Fadiloglu E, Tapisiz OL, Unsal M, Fadiloglu S, Celik B, Mollamahmutoglu L. Non-Ionizing Radiation Created by Mobile Phone Progresses Endometrial Hyperplasia: An Experimental Rat Study. *Archives of Medical Research*. 2019;50(2):36-43.
- Fakhri Y, Khoei HH, Sistanian F, Moloudizargari M, Adel M, Keramati H, et al. Effects of Electromagnetic Wave from Mobile Phones on Human Sperm Motility and Viability: A Systematic Review and Meta-Analysis. *International Journal of Medical Research & Health Sciences*. 2016;5(6):172-82.
- Falcioni L, Bua L, Tibaldi E, Lauriola M, De Angelis L, Gnudi F, et al. Report of final results regarding brain and heart tumors in Sprague-Dawley rats exposed from prenatal life until natural death to mobile phone radiofrequency field representative of a 1.8 GHz GSM base station environmental emission. *Environmental Research*. 2018;165:496-503.
- Falone S, Santini S, Cordone V, Cesare P, Bonfigli A, Grannonico M, et al. Power frequency magnetic field promotes a more malignant phenotype in neuroblastoma cells via redox-related mechanisms. *Scientific Reports*. 2017;7.
- Feng BH, Dai AH, Chen LJ, Qiu LP, Fu YT, Sun WJ. NADPH oxidase-produced superoxide mediated a 50-Hz magnetic field-induced epidermal growth factor receptor clustering. *International Journal of Radiation Biology*. 2016;92(10):596-602.

Fenga C. Occupational exposure and risk of breast cancer. *Biomedical Reports*. 2016;4(3):282-92.

Fernandez PR, Ng KH, Kaur S. Risk Communication Strategies for Possible Health Risks From Radio-Frequency Electromagnetic Fields (RF-EMF) Emission by Telecommunication Structures. *Health Physics*. 2019;116(6):835-9.

Franchini V, De Sanctis S, Marinaccio J, De Amicis A, Coluzzi E, Di Cristofaro S, et al. Study of the effects of 0.15 terahertz radiation on genome integrity of adult fibroblasts. *Environmental and Molecular Mutagenesis*. 2018;59(6):476-87.

Gaafar RM, El-Shanshoury A, Eldakak MR, Elhiti M. Biochemical, Molecular and Mutagenic Effects of Electromagnetic Fields on *Vicia faba* L. Seedlings. *Egyptian Journal of Botany*. 2018;58(3):381-96.

Gao QH, Cai Q, Fan YN. Beneficial effect of catechin and epicatechin on cognitive impairment and oxidative stress induced by extremely low frequency electromagnetic field. *Journal of Food Biochemistry*. 2017;41(6).

Garcia-Corona JL, Mazon-Suastegui JM, Acosta-Salmon H, Diaz-Castro SC, Amezcuita-Arce MP, Rodriguez-Jaramillo C. Super-low-frequency electromagnetic radiation affects early development of Pacific oysters (*Crassostrea gigas*). *Aquaculture Research*. 2019;50(9):2729-34.

Gevrek F. Histopathological, immunohistochemical, and stereological analysis of the effect of Ginkgo biloba (Egb761) on the hippocampus of rats exposed to long-term cellphone radiation. *Histology and Histopathology*. 2018;33(5):463-73.

Gok DK, Akpınar D, Hidisoglu E, Ozen S, Agar A, Yargicoglu P. The developmental effects of extremely low frequency electric fields on visual and somatosensory evoked potentials in adult rats. *Electromagnetic Biology and Medicine*. 2016;35(1):65-74.

Gokcek Sarac C, Er H. Effects of Different Duration Time of Exposure to 2100 MHz Electromagnetic Radiation on Behaviour and Hippocampal Levels of Protein Kinases on Rats. *Journal of Neurological Sciences-Turkish*. 2017;34(4):322-31.

Gokcek-Sarac C, Er H, Manas CK, Gok DK, Ozen S, Derin N. Effects of acute and chronic exposure to both 900 MHz and 2100 MHz electromagnetic radiation on glutamate receptor signaling pathway. *International Journal of Radiation Biology*. 2017;93(9):980-9.

Gokcek-Sarac C, Ozen S, Derin N, Ieee. Effects of 2G Mobile Phone Exposure on Both Behavioural Performance and Levels of Enzyme from NMDA-dependent Pathway 2017. 1739-42 p.

Golbach LA, Portelli LA, Savelkoul HFJ, Terwel SR, Kuster N, de Vries RBM, et al. Calcium homeostasis and low-frequency magnetic and electric field exposure: A systematic review and meta-analysis of in vitro studies. *Environment International*. 2016;92-93:695-706.

Gomez RS, Siqueira EC, Souza FTA, Ferreira EF, Souza RP, Friedman E, et al. Cell phone use is associated with an inflammatory cytokine profile of parotid gland saliva. *Cancer Research*. 2016;76.

Goraghani MS, Ahmadi-Zeidabadi M, Bakhshaei S, Shabani M, Ravandi SG, Rezaei-Zarchi S, et al. Behavioral consequences of simultaneous postnatal exposure to MK-801 and static magnetic field in male Wistar rats. *Neuroscience Letters*. 2019;701:77-83.

Gremiaux A, Girard S, Guerin V, Lothier J, Baluska F, Davies E, et al. Low-amplitude, high-frequency electromagnetic field exposure causes delayed and reduced growth in *Rosa hybrida*. *Journal of Plant Physiology*. 2016;190:44-53.

Gulati S, Yadav A, Kumar N, Priya K, Aggarwal NK, Gupta R. Phenotypic and genotypic characterization of antioxidant enzyme system in human population exposed to radiation from mobile towers. *Molecular and Cellular Biochemistry*. 2018;440(1-2):1-9.

Gumral N, Saygin M, Asci H, Uguz AC, Celik O, Doguc DK, et al. The effects of electromagnetic radiation (2450 MHz wireless devices) on the heart and blood tissue: role of melatonin. *Bratislava Medical Journal-Bratislavske Lekarske Listy*. 2016;117(11):665-71.

Gunnarsson LG, Bodin L. Occupational Exposures and Neurodegenerative Diseases A Systematic Literature Review and Meta-Analyses. *International Journal of Environmental Research and Public Health*. 2019;16(3).

Gupta A, Verma S, Mani KV, Keshri GK, Karmakar S, Yadav A, et al. Microwave frequency-Electromagnetic Field 10 GHz Radiation Exposure Impact on Rat Skin: An Oxidative Stress Insight 2018.

Gupta SK, Patel SK, Tomard MS, Singh SK, Mesharam MK, Krishnamurthy S. Long-term exposure of 2450 MHz electromagnetic radiation induces stress and anxiety like behavior in rats. *Neurochemistry International*. 2019;128:1-13.

Gurbuz N, Sirav B, Seyhan N. Genotoxic Studies Performed After Radiofrequency Radiation Exposure. *Gazi Medical Journal*. 2018;29(2):87-93.

Guzey YZ, Onal AG. Effects of chronic exposure to 2G/3G cell phone radiation on in vitro maturation of bovine oocytes. *Indian Journal of Animal Research*. 2018;52(4):523-6.

Halgamuge MN. Review: Weak radiofrequency radiation exposure from mobile phone radiation on plants. *Electromagnetic Biology and Medicine*. 2017;36(2):213-35.

Halgamuge MN, Davis D. Lessons learned from the application of machine learning to studies on plant response to radio-frequency. *Environmental Research*. 2019;178.

Halmagyi A, Surducun E, Surducun V. The effect of low- and high-power microwave irradiation on in vitro grown Sequoia plants and their recovery after cryostorage. *Journal of Biological Physics*. 2017;43(3):367-79.

Hanci H, Kerimoglu G, Mercantepe T, Odaci E. Changes in testicular morphology and oxidative stress biomarkers in 60-day-old Sprague Dawley rats following exposure to continuous 900-MHz electromagnetic field for 1 h a day throughout adolescence. *Reproductive Toxicology*. 2018;81:71-8.

Hanci H, Odaci E, Kaya H, Aliyazicioglu Y, Turan I, Demir S, et al. The effect of prenatal exposure to 900-MHz electromagnetic field on the 21-old-day rat testicle. *Reproductive Toxicology*. 2013;42:203-9.

Hao YH, Li WC, Wang H, Zhang J, Yu C, Tan SZ, et al. Autophagy mediates the degradation of synaptic vesicles: A potential mechanism of synaptic plasticity injury induced by microwave exposure in rats. *Physiology & Behavior*. 2018;188:119-27.

Hao YH, Zhang J, Wang H, Wang HY, Dong J, Xu XP, et al. HIF-1 alpha regulates COXIV subunits, a potential mechanism of self-protective response to microwave induced mitochondrial damages in neurons. *Scientific Reports*. 2018;8.

Hao YH, Zhao L, Peng RY. Effects of Electromagnetic Radiation on Autophagy and its Regulation. *Biomedical and Environmental Sciences*. 2018;31(1):57-65.

Hao ZJ, Jin LY, Li Y, Akram HR, Saeed MF, Ma J, et al. Alexithymia and mobile phone addiction in Chinese undergraduate students: The roles of mobile phone use patterns. *Computers in Human Behavior*. 2019;97:51-9.

Hardell L. World Health Organization, radiofrequency radiation and health - a hard nut to crack (Review). *International Journal of Oncology*. 2017;51(2):405-13.

Hardell L, Carlberg M. Increasing Rates of Brain Tumours in the Swedish National Inpatient Register and the Causes of Death Register. *International Journal of Environmental Research and Public Health*. 2015;12(4):3793-813.

Hardell L, Carlberg M. Mobile phones, cordless phones and rates of brain tumors in different age groups in the Swedish National Inpatient Register and the Swedish Cancer Register during 1998-2015. *Plos One*. 2017;12(10).

Hardell L, Carlberg M. Comments on the US National Toxicology Program technical reports on toxicology and carcinogenesis study in rats exposed to whole-body radiofrequency radiation at 900 MHz and in mice exposed to whole-body radiofrequency radiation at 1,900 MHz. *International Journal of Oncology*. 2019;54(1):111-27.

Hardell L, Carlberg M, Hedendahl LK. Radiofrequency radiation from nearby base stations gives high levels in an apartment in Stockholm, Sweden: A case report. *Oncology Letters*. 2018;15(5):7871-83.

Hardell L, Koppel T, Carlberg M, Ahonen M, Hedendahl L. Radiofrequency radiation at Stockholm Central Railway Station in Sweden and some medical aspects on public exposure to RF fields. *International Journal of Oncology*. 2016;49(4):1315-24.

HariPriya S, Samuel SE, Megha M. Correlation between Smartphone Addiction, Sleep Quality and Physical Activity among Young Adults. *Journal of Clinical and Diagnostic Research*. 2019;13(10).

Hassanshahi A, Shafeie SA, Fatemi I, Hassanshahi E, Allahtavakoli M, Shabani M, et al. The effect of Wi-Fi electromagnetic waves in unimodal and multimodal object recognition tasks in male rats. *Neurological Sciences*. 2017;38(6):1069-76.

He GL, Luo Z, Shen TT, Li P, Yang J, Luo X, et al. Inhibition of STAT3-and MAPK-dependent PGE(2) synthesis ameliorates phagocytosis of fibrillar beta-amyloid peptide (1-42) via EP2 receptor in EMF-stimulated N9 microglial cells. *Journal of Neuroinflammation*. 2016;13.

Heidari-Vala H, Shani S. Electromagnetic Fields and Fertility Hazards: Incoherent Pieces of a Story. *Crescent Journal of Medical and Biological Sciences*. 2015;2(2):35-6.

Heredia-Rojas JA, Beltcheva M, Rodriguez-De la Fuente AO, Heredia-Rodriguez O, Metcheva R, Rodriguez-Flores LE, et al. Evidence of Genotoxicity Induced by 60 Hz Magnetic Fields on Mice Bone Marrow as Assessed by In Vivo Micronucleus Test. *Acta Zoologica Bulgarica*. 2017;69-75.

Heredia-Rojas JA, Rodriguez-De la Fuente AO, Gomez-Flores R, Heredia-Rodriguez O, Rodriguez-Flores LE, Beltcheva M, et al. In Vivo Cytotoxicity Induced by 60 Hz Electromagnetic Fields under a High-Voltage Substation Environment. *Sustainability*. 2018;10(8).

Hidisoglu E, Gok DK, Er H, Akpınar D, Uysal F, Akkoyunlu G, et al. 2100-MHz electromagnetic fields have different effects on visual evoked potentials and oxidant/antioxidant status depending on exposure duration. *Brain Research*. 2016;1635:1-11.

Him A, Deniz NB, Onger ME. The effect of caffeine on neuron number of rats exposed to 900-MHz electromagnetic field. *Turkish Journal of Veterinary & Animal Sciences*. 2018;42(3):198-204.

Hinrikus H, Bachmann M, Karai D, Lass J. Mechanism of low-level microwave radiation effect on nervous system. *Electromagnetic Biology and Medicine*. 2017;36(2):202-12.

Hinrikus H, Bachmann M, Lass J. Mechanism of Low-level Microwave Radiation Effect on Brain: Frequency Limits. In: Eskola H, Vaisanen O, Viik J, Hyttinen J, editors. *Embec & Nbc 2017. IFMBE Proceedings*. 652018. p. 647-50.

Hinrikus H, Bachmann M, Lass J. Understanding physical mechanism of low-level microwave radiation effect. *International Journal of Radiation Biology*. 2018;94(10):877-82.

Hirata A, Funahashi D, Kodera S. Setting exposure guidelines and product safety standards for radio-frequency exposure at frequencies above 6GHz: brief review. *Annals of Telecommunications*. 2019;74(1-2):17-24.

Hiscock HG, Mouritsen H, Manolopoulos DE, Hore PJ. Disruption of Magnetic Compass Orientation in Migratory Birds by Radiofrequency Electromagnetic Fields. *Biophysical Journal*. 2017;113(7):1475-84.

Hosseiniabadi MB, Khanjani N. The Effect of Extremely Low-Frequency Electromagnetic Fields on the Prevalence of Musculoskeletal Disorders and the Role of Oxidative Stress. *Bioelectromagnetics*. 2019;40(5):354-60.

Hosseiniabadi MB, Khanjani N, Ebrahimi MH, Haji B, Abdolahfard M. The effect of chronic exposure to extremely low-frequency electromagnetic fields on sleep quality, stress, depression and anxiety. *Electromagnetic Biology and Medicine*. 2019;38(1):96-101.

Hosseiniabadi MB, Khanjani N, Mirzaii M, Norouzi P, Atashi A. DNA damage from long-term occupational exposure to extremely low frequency electromagnetic fields among power plant workers. *Mutation Research-Genetic Toxicology and Environmental Mutagenesis*. 2019;846.

Hosseiniabadi MB, Khanjani N, Samaei SE, Nazarkhani F. Effect of long-term occupational exposure to extremely low-frequency electromagnetic fields on proinflammatory cytokine and hematological parameters. *International Journal of Radiation Biology*. 2019;95(11):1573-80.

Houston BJ, Nixon B, McEwan KE, Martin JH, King BV, Aitken RJ, et al. Whole-body exposures to radiofrequency-electromagnetic energy can cause DNA damage in mouse spermatozoa via an oxidative mechanism. *Scientific Reports*. 2019;9.

Hu XY, Liu CX. Bursting and Synchronization of Coupled Neurons under Electromagnetic Radiation. *Complexity*. 2019;2019.

Huss A, Peters S, Vermeulen R. Occupational exposure to extremely low-frequency magnetic fields and the risk of ALS: A systematic review and meta-analysis. *Bioelectromagnetics*. 2018;39(2):156-63.

Ikinci A, Mercantepe T, Unal D, Erol HS, Sahin A, Aslan A, et al. Morphological and antioxidant impairments in the spinal cord of male offspring rats following exposure to a continuous 900 MHz electromagnetic field during early and mid-adolescence. *Journal of Chemical Neuroanatomy*. 2016;75:99-104.

Irigaray P, Caccamo D, Belpomme D. Oxidative stress in electrohypersensitivity self-reporting patients: Results of a prospective in vivo investigation with comprehensive molecular analysis. *International Journal of Molecular Medicine*. 2018;42(4):1885-98.

Isabona J, Srivastava VM, Ieee. Cellular Mobile Phone - A Technical Assessment on Electromagnetic Radiation Intensity on Human Safety 2017. 271-4 p.

Ismail LA, Joumaa WH, Moustafa ME. The impact of exposure of diabetic rats to 900 MHz electromagnetic radiation emitted from mobile phone antenna on hepatic oxidative stress. *Electromagnetic Biology and Medicine*. 2019;38(4):287-96.



- Jadia S, Qureshi S, Jain L, Shringirishi M. Adverse Effect of Mobile Phone on Hearing in Healthy Individuals: A Clinical Study. *Indian Journal of Otolaryngology and Head & Neck Surgery*. 2019;71(SUPPL 2):1169-73.
- Jadidi M, Bokharaeian M, Esmaili MH, Hasanzadeh H, Ghorbani R. Cell Phone EMF Affects Rat Pulmonary Tc-MIBI Uptake and Oxidative Stress. *Iranian Journal of Science and Technology Transaction a-Science*. 2019;43(A4):1491-7.
- Jaffar FHF, Osman K, Ismail NH, Chin KY, Ibrahim SF. Adverse Effects of Wi-Fi Radiation on Male Reproductive System: A Systematic Review. *Tohoku Journal of Experimental Medicine*. 2019;248(3):169-79.
- Jain S, Baratchi S, Pirogova E, Ieee. Low Power Microwaves Induce Changes in Gating Function of Trpv4 Ion Channel Proteins. 2017 Progress in Electromagnetics Research Symposium - Fall. *Progress in Electromagnetics Research Symposium2017*. p. 1268-72.
- Jamaludin N, Razak SSA, Jaffar FHF, Osman K, Ibrahim SF. The Effect of Smartphone's Radiation Frequency and Exposure Duration on NADPH Oxidase 5 (NOX5) Level in Sperm Parameters. *Sains Malaysiana*. 2017;46(9):1597-602.
- Jang YW, Gil KC, Lee JS, Kang W, Park SY, Hwang KW. T-Cell Differentiation to T Helper 9 Phenotype is Elevated by Extremely Low-Frequency Electromagnetic Fields Via Induction of IL-2 Signaling. *Bioelectromagnetics*. 2019;40(8):588-601.
- Jelodar G, Akbari A, Parvaei P, Nazifi S. Vitamin E protects rat testis, eye and erythrocyte from live stress during exposure to radiofrequency wave generated by a BTS antenna model. *International Journal of Radiation Research*. 2018;16(2):217-24.
- Jiang DP, Li JH, Zhang J, Xu SL, Kuang F, Lang HY, et al. Long-term electromagnetic pulse exposure induces Abeta deposition and cognitive dysfunction through oxidative stress and overexpression of APP and BACE1. *Brain Research*. 2016;1642:10-9.
- Johansson O, Redmayne M. Exacerbation of demyelinating syndrome after exposure to wireless modem with public hotspot. *Electromagnetic Biology and Medicine*. 2016;35(4):393-7.
- Jooyan N, Goliaei B, Bigdeli B, Faraji-Dana R, Zamani A, Entezami M, et al. Direct and indirect effects of exposure to 900 MHz GSM radiofrequency electromagnetic fields on CHO cell line: Evidence of bystander effect by non-ionizing radiation. *Environmental Research*. 2019;174:176-87.
- Kaboudi M, Sharma M, Ziapour A, Dehghan F, Abbasi P. Pathology of Cyberspace: A Study of the Detrimental Effects of Mobile Phones on Students' Psychological Well-being. *International Journal of Pediatrics-Mashhad*. 2019;7(9):10077-85.
- Kalanjati VP, Purwantari KE, Prasetiowati L. Aluminium foil dampened the adverse effect of 2100MHz mobile phone-induced radiation on the blood parameters and myocardium in rats. *Environmental Science and Pollution Research*. 2019;26(12):11686-9.

Kamali K, Taravati A, Sayyadi S, Gharib FZ, Maftoon H. Evidence of oxidative stress after continuous exposure to Wi-Fi radiation in rat model. *Environmental Science and Pollution Research*. 2018;25(35):35396-403.

Karimi N, Bayat M, Haghani M, Saadi HF, Ghazipour GR. 2.45 GHz microwave radiation impairs learning, memory, and hippocampal synaptic plasticity in the rat. *Toxicology and Industrial Health*. 2018;34(12):873-83.

Karpowicz J, de Miguel-Bilbao S, Ramos V, Falcone F, Gryz K, Leszko W, et al. The evaluation of Stationary and Mobile Components of Radiofrequency Electromagnetic Exposure in the Public Accessible Environment. 2017 International Symposium on Electromagnetic Compatibility - Emc Europe. *IEEE International Symposium on Electromagnetic Compatibility 2017*.

Karpowicz J, de Miguel-Bilbao S, Zradzinski P, Gryz K, Falcone F, Ramos V, et al. Comparative Study of Radiofrequency Electromagnetic Exposure in the Public Shopping Centers. 2018 International Symposium on Electromagnetic Compatibility. *IEEE International Symposium on Electromagnetic Compatibility 2018*. p. 972-5.

Karpowicz J, Zradzinski P, Kieliszek J, Gryz K, Sobiech J, Leszko W. An In Situ and In Silico Evaluation of Biophysical Effects of 27 MHz Electromagnetic Whole Body Humans Exposure Expressed by the Limb Current. *Biomed Research International*. 2017.

KeleS AI, Nyengaard JR, Odaci E. Changes in pyramidal and granular neuron numbers in the rat hippocampus 7 days after exposure to a continuous 900-MHz electromagnetic field during early and mid-adolescence. *Journal of Chemical Neuroanatomy*. 2019;101.

Keles AI, Yildirim M, Gedikli O, Colakoglu S, Kaya H, Bas O, et al. The effects of a continuous 1-h a day 900-MHz electromagnetic field applied throughout early and mid-adolescence on hippocampus morphology and learning behavior in late adolescent male rats. *Journal of Chemical Neuroanatomy*. 2018;94:46-53.

Kelly R. On the health effects of radiofrequency radiation. *New Zealand Medical Journal*. 2019;132(1506):96-7.

Kerimoglu G, Aslan A, Bas O, Colakoglu S, Odaci E. Adverse effects in lumbar spinal cord morphology and tissue biochemistry in Sprague Dawley male rats following exposure to a continuous 1-h a day 900-MHz electromagnetic field throughout adolescence. *Journal of Chemical Neuroanatomy*. 2016;78:125-30.

Kerimoglu G, Guney C, Ersoz S, Odaci E. A histopathological and biochemical evaluation of oxidative injury in the sciatic nerves of male rats exposed to a continuous 900-megahertz electromagnetic field throughout all periods of adolescence. *Journal of Chemical Neuroanatomy*. 2018;91:1-7.

Kerimoglu G, Mercantepe T, Erol HS, Turgut A, Kaya H, Colakoglu S, et al. Effects of long-term exposure to 900 megahertz electromagnetic field on heart morphology and biochemistry of male adolescent rats. *Biotechnic & Histochemistry*. 2016;91(7):445-54.

Kerimoglu G, Odaci E. Oxidative Damage and Histopathological Changes in the Adult Male Sprague Dawley Rat Liver Following Exposure to a Continuous 900-MHz Electromagnetic Field Throughout the Entire Adolescent Period. *Analytical and Quantitative Cytopathology and Histopathology*. 2017;39(3):134-40.

Kesari KK, Jamal QMS, Sharma A, Chauhan P, Dhasmana A, Siddiqui MH, et al. LPO and ROS Production in Rat Brain Exposed to Microwaves: Computational Elucidation of Melatonin in Repair System. In: Kesari KK, editor. *Perspectives in Environmental Toxicology*. Environmental Science and Engineering 2017. p. 31-46.

Khaki A. Protective Effect of *Ocimum basilicum* on Brain Cells Exposed to Oxidative Damage by Electromagnetic Field in Rat: Ultrastructural Study by Transmission Electron Microscopy. *Crescent Journal of Medical and Biological Sciences*. 2016;3(1):1-7.

Khaki AA, Khaki A, Ahmadi SS. The effect of Non-ionizing electromagnetic field with a frequency of 50 Hz in Rat ovary: A transmission electron microscopy study. *International Journal of Reproductive Biomedicine*. 2016;14(2):125-32.

Khaki-Khatibi F, Nourazarian A, Ahmadi F, Farhoudi M, Savadi-Oskouei D, Pourostadi M, et al. Relationship between the use of electronic devices and susceptibility to multiple sclerosis. *Cognitive Neurodynamics*. 2019;13(3):287-92.

Khalil AM. Relative Biophysical Effects on Rat's Bone as a Result of High Energy Photons and Electromagnetic Fields Exposures. *Arab Journal of Nuclear Sciences and Applications*. 2019;52(4):21-7.

Khan MD, Ali S, Azizullah A, Zhu SJ. Use of various biomarkers to explore the effects of GSM and GSM-like radiations on flowering plants. *Environmental Science and Pollution Research*. 2018;25(25):24611-28.

Khatab NF, Marei ES. The role of ferulic acid in the amelioration of kidney changes of rats exposed to electromagnetic radiation. *International Journal of Radiation Research*. 2019;17(1):75-85.

Kheiry EV, Haddad F. Protecting Effect of Vitamin E against Chromosomal Damage Induced by an Extremely Low-frequency Electromagnetic Field in Murine Bone Marrow Erythrocytes. *Journal of Pharmaceutical Research International*. 2019;28(1).

Kiafar E, Nasrabadi HT, Abedelahi A, Shoorei H, Seghinsara AM. Protective Effects of Vitamin E and Selenium on Liver Tissue Damages Induced by Electromagnetic Field: An Ultrastructural Study. *Crescent Journal of Medical and Biological Sciences*. 2018;5(4):338-44.

Kim HS, Lee YH, Choi HD, Lee AK, Jeon SB, Pack JK, et al. Effect of Exposure to a Radiofrequency Electromagnetic Field on Body Temperature in Anesthetized and Non-Anesthetized Rats. *Bioelectromagnetics*. 2020;41(2):104-12.

Kim JH, Huh YH, Kim HR. Trafficking of synaptic vesicles is changed at the hypothalamus by exposure to an 835 MHz radiofrequency electromagnetic field. *General Physiology and Biophysics*. 2019;38(5):379-88.

Kim JH, Kim HJ, Yu DH, Kweon HS, Huh YH, Kim HR. Changes in numbers and size of synaptic vesicles of cortical neurons induced by exposure to 835 MHz radiofrequency-electromagnetic field. *Plos One*. 2017;12(10).

Kim JH, Lee CH, Kim HG, Kim HR. Decreased dopamine in striatum and difficult locomotor recovery from MPTP insult after exposure to radiofrequency electromagnetic fields. *Scientific Reports*. 2019;9.

Kim JH, Lee JK, Kim HG, Kim KB, Kim HR. Possible Effects of Radiofrequency Electromagnetic Field Exposure on Central Nerve System. *Biomolecules & Therapeutics*. 2019;27(3):265-75.

Kim JH, Sohn UD, Kim HG, Kim HR. Exposure to 835 MHz RF-EMF decreases the expression of calcium channels, inhibits apoptosis, but induces autophagy in the mouse hippocampus. *Korean Journal of Physiology & Pharmacology*. 2018;22(3):277-89.

Kim JH, Yu DH, Huh YH, Lee EH, Kim HG, Kim HR. Long-term exposure to 835 MHz RF-EMF induces hyperactivity, autophagy and demyelination in the cortical neurons of mice. *Scientific Reports*. 2017;7.

Kim JH, Yu DH, Kim HR. Activation of autophagy at cerebral cortex and apoptosis at brainstem are differential responses to 835 MHz RF-EMF exposure. *Korean Journal of Physiology & Pharmacology*. 2017;21(2):179-88.

Kim JY, Kim HJ, Kim N, Kwon JH, Park MJ. Effects of radiofrequency field exposure on glutamate-induced oxidative stress in mouse hippocampal HT22 cells. *International Journal of Radiation Biology*. 2017;93(2):249-56.

Kim J, Hwang YJ, Yu HG, Park SK. Reply to the Letter to the Editor, "Association between Exposure to Smartphones and Ocular Health in Adolescents". *Ophthalmic Epidemiology*. 2016;23(6):419-.

Kim J, Hwang Y, Kang S, Kim M, Kim TS, Seo J, et al. Association between Exposure to Smartphones and Ocular Health in Adolescents. *Ophthalmic Epidemiology*. 2016;23(4):269-76.

Kim KH, Kabir E, Jahan SA. The use of cell phone and insight into its potential human health impacts. *Environmental Monitoring and Assessment*. 2016;188(4).

Kiran D, Tok OE, Sehirli AO, Gokce AM, Ercan F. The morphological and biochemical investigation of electromagnetic wave effects on urinary bladder in prenatal rats. *Marmara Medical Journal*. 2017;30(3):146-54.

Kishore GK, Venkateshu KV, Sridevi NS. Effect of 1800-2100 MHz Electromagnetic Radiation on Learning-Memory and Hippocampal Morphology in Swiss Albino Mice. *Journal of Clinical and Diagnostic Research*. 2019;13(2).

- Kitaoka K, Kawata S, Yoshida T, Kadoriku F, Kitamura M. Exposure to an Extremely-Low-Frequency Magnetic Field Stimulates Adrenal Steroidogenesis via Inhibition of Phosphodiesterase Activity in a Mouse Adrenal Cell Line. *Plos One*. 2016;11(4).
- Klochkova OI, Pogorelova IV, Startseva MS, Shabanov GA, Rybchenko AA. High-frequency electromagnetic radiation and the production of free radicals in four mouse organs. *Activitas Nervosa Superior Rediviva*. 2018;60(1):9-17.
- Klonowski W. Non-Thermal Effects of Electromagnetic Fields in Biology and Medicine. In: Eskola H, Vaisanen O, Viik J, Hyttinen J, editors. *Embec & Nbc 2017. IFMBE Proceedings*. 652018. p. 880-3.
- Koc A, Unal D, Cimentepe E, Bayrak O, Karatas OF, Yildirim ME, et al. The effects of antioxidants on testicular apoptosis and oxidative stress produced by cell phones. *Turkish Journal of Medical Sciences*. 2013;43(1):131-7.
- Kocyigit UM, Taslimi P, Gurses F, Soylu S, Dastan SD, Gulcin I. The effects of wireless electromagnetic fields on the activities of carbonic anhydrase and acetylcholinesterase enzymes in various tissues of rats. *Journal of Biochemical and Molecular Toxicology*. 2018;32(3).
- Koeman T, Slottje P, Schouten LJ, Peters S, Huss A, Veldink JH, et al. Occupational exposure and amyotrophic lateral sclerosis in a prospective cohort. *Occupational and Environmental Medicine*. 2017;74(8):578-85.
- Koh WJ, Moochhala SM, Ieee. *Non Ionizing EMF Hazard in the 21th Century*2018. 518-22 p.
- Kokate PA, Mishra AK, Lokhande SK, Bodhe GL. Extremely Low Frequency Electromagnetic Field (ELF-EMF) and childhood leukemia (CL) near transmission lines: a review. *Advanced Electromagnetics*. 2016;5(1):30-40.
- Kopani M, Filova B, Sevcik P, Kosnac D, Misek J, Polak S, et al. Iron deposition in rabbit cerebellum after exposure to generated and mobile GSM electromagnetic fields. *Bratislava Medical Journal-Bratislavske Lekarske Listy*. 2017;118(10):575-9.
- Koppel T, Ahonen M, Carlberg M, Hedendahl LK, Hardell L. Radiofrequency radiation from nearby mobile phone base stations-a case comparison of one low and one high exposure apartment. *Oncology Letters*. 2019;18(5):5383-91.
- Kostoff RN, Goumenou M, Tsatsakis A. The role of toxic stimuli combinations in determining safe exposure limits. *Toxicology Reports*. 2018;5:1169-72.
- Kouchaki E, Motaghedifard M, Banafshe HR. Effect of mobile phone radiation on pentylenetetrazole-induced seizure threshold in mice. *Iranian Journal of Basic Medical Sciences*. 2016;19(7):800-3.
- Koyu A, Gumral N, Saygin M, Gokcimen A, Ozgocmen M, Kilinc F, et al. Effect of Electromagnetic Field (Wi-Fi) on the Pancreas: Role of Selenium and L-Carnitine. *Journal of Clinical and Analytical Medicine*. 2015;6:496-500.

Koziorowska A, Koziol K, Hajduga E, Romerowicz-Misielak M. Electromagnetic field as an environmental factor affecting MCF-7 cell line in vitro. *Przeegląd Elektrotechniczny*. 2019;95(5):5-8.

Koziorowska A, Romerowicz-Misielak M, Gierczak N, Gniady S, Koziorowski M. Electromagnetic Field of Extremely Low Frequency (60Hz and 120Hz) Effects the Cell Cycle Progression and the Metabolic Activity of the Anterior Pituitary Gland Cells in vitro. Karadzinov L, Cvetkovski G, Latkoski P, editors 2017. 537-41 p.

Koziorowska A, Waszkiewicz EM, Romerowicz-Misielak M, Zglejc-Waszak K, Franczak A. Extremely low-frequency electromagnetic field (EMF) generates alterations in the synthesis and secretion of oestradiol-17 beta (E-2) in uterine tissues: An in vitro study. *Theriogenology*. 2018;110:86-95.

Kucuk Z, ErKayiran U, Caydere M, Kayaalp D, Karcaaltincaba D. The role of melatonin in preventing ovarian tissue damage in rats exposed to magnetic fields. *Turkish Journal of Medical Sciences*. 2018;48(5):1073-9.

Kulaber A, Kerimoglu G, Ersoz S, Colakoglu S, Odaci E. Alterations of thymic morphology and antioxidant biomarkers in 60-day-old male rats following exposure to a continuous 900 MHz electromagnetic field during adolescence. *Biotechnic & Histochemistry*. 2017;92(5):331-7.

Kumar A, Kaur S, Chandel S, Singh HP, Batish DR, Kohli RK. Comparative cyto- and genotoxicity of 900 MHz and 1800 MHz electromagnetic field radiations in root meristems of *Allium cepa*. *Ecotoxicology and Environmental Safety*. 2020;188.

Kumar A, Singh HP, Batish DR, Kaur S, Kohli RK. EMF radiations (1800 MHz)-inhibited early seedling growth of maize (*Zea mays*) involves alterations in starch and sucrose metabolism. *Protoplasma*. 2016;253(4):1043-9.

Kumar G, Gupta N, Sinha NK. MOBILE PHONE USERS AND ITS EFFECT OF HEARING IN TERMS OF DISTORTION PRODUCT OTOACOUSTIC EMISSION (DPOAE). *Journal of Evolution of Medical and Dental Sciences-Jemds*. 2018;7(52):5520-3.

Kumar R, Deshmukh PS, Sharma S, Banerjee B. Activation of endoplasmic reticulum stress in rat brain following low-intensity microwave exposure. *Environmental Science and Pollution Research*. 2019;26(9):9314-21.

Kumar SS. Colony Collapse Disorder (CCD) in Honey Bees Caused by EMF Radiation. *Bioinformation*. 2018;14(9):521-4.

Kumari P, Manjula SD, Gautham K. In Vitro Study Of Effect Of Radiation Emitted By Mobile Phone On Osmotic Fragility And Other Blood Parameters. *Research Journal of Pharmaceutical Biological and Chemical Sciences*. 2016;7(4):1283-92.

Kundu A, Gupta B, Mallick AI, Pal SK, Ieee. Effects of Non-Ionizing Electromagnetic Radiation on *Capsicum annuum* Seed Germination and Subsequent Sapling Growth - A Time Study 2016.

Kuybulu AE, Oktem F, Ciris IM, Sutcu R, Ormeci AR, Comlekci S, et al. Effects of long-term pre- and post-natal exposure to 2.45 GHz wireless devices on developing male rat kidney. *Renal Failure*. 2016;38(4):571-80.

Kuzay D, Ozer C, Goktas T, Sirav B, Senturk F, Kaplanoglu GT, et al. Effects of 2100 MHz radio frequency radiation on the viscosity of blood and oxidative stress parameters in hypertensive and normal rats. *International Journal of Radiation Research*. 2018;16(4):431-42.

Lagoumintzis G, Andrikopoulos A, Adamopoulos A, Seimenis I, Koutsojannis C. Microwave diathermy induces mitogen-activated protein kinases and tumor necrosis factor-alpha in cultured human monocytes. *Electromagnetic Biology and Medicine*. 2019;38(3):218-29.

Lasalvia M, Perna G, Capozzi V. DNA-Related Modifications in a Mixture of Human Lympho-Monocyte Exposed to Radiofrequency Fields and Detected by Raman Microspectroscopy Analysis. *Applied Sciences-Basel*. 2019;9(18).

Lasalvia M, Scrima R, Perna G, Piccoli C, Capitanio N, Biagi PF, et al. Exposure to 1.8 GHz electromagnetic fields affects morphology, DNA-related Raman spectra and mitochondrial functions in human lymphomonocytes (vol 13, e0192894, 2018). *Plos One*. 2018;13(6).

Lastella M, Rigney G, Browne M, Sargent C. Electronic device use in bed reduces sleep duration and quality in adults. *Sleep and Biological Rhythms*.

Lazaro A, Chroni A, Tscheulin T, Devalez J, Matsoukas C, Petanidou T. Electromagnetic radiation of mobile telecommunication antennas affects the abundance and composition of wild pollinators. *Journal of Insect Conservation*. 2016;20(2):315-24.

Leach V, Weller S, Redmayne M. A novel database of bio-effects from non-ionizing radiation. *Reviews on Environmental Health*. 2018;33(3):273-80.

Leach V, Weller S, Redmayne M. Authors' Reply to Driessen's Letter to the Editor on "A novel database of bio-effects from non-ionizing radiation". *Reviews on Environmental Health*. 2019;34(1):101-3.

Lee JY, Hwang JY. Analysis of Gene Expression in Mice Testes Exposed to 1.765 GHz Microwave in Utero. *Journal of Reproductive Medicine*. 2017;62(5-6):324-8.

Lewis RC, Minguéz-Alarcon L, Meeker JD, Williams PL, Mezei G, Ford JB, et al. Response to correspondence by Mortazavi et al. re: "Self-reported mobile phone use and semen parameters among men from a fertility clinic". *Reproductive Toxicology*. 2017;71:165-.

Lewis RC, Minguéz-Alarcon L, Meeker JD, Williams PL, Mezei G, Ford JB, et al. Self-reported mobile phone use and semen parameters among men from a fertility clinic. *Reproductive Toxicology*. 2017;67:42-7.

Li DL, Yang R, Wan YH, Tao FB, Fang J, Zhang SC. Interaction of Health Literacy and Problematic Mobile Phone Use and Their Impact on Non-Suicidal Self-Injury among Chinese Adolescents. *International Journal of Environmental Research and Public Health*. 2019;16(13).

- Li FM, Chang J, Lv YG, Xu DG, Chen JH, Sun XW. Impact of electromagnetic irradiation produced by 3G mobile phone on brain neurotransmitters in mice during growth and development period. *Biomedical Research-India*. 2017;28(14):6220-4.
- Li HL, Lin L, Li L, Zhou L, Hao S, Zhang Y, et al. Eotaxin-1 and MCP-1 serve as circulating indicators in response to power frequency electromagnetic field exposure in mice. *Molecular Medicine Reports*. 2018;18(3):2832-40.
- Li JJ, Liu SB, Liu WM, Yu YG, Wu Y. Suppression of firing activities in neuron and neurons of network induced by electromagnetic radiation. *Nonlinear Dynamics*. 2016;83(1-2):801-10.
- Lian HY, Lin KW, Yang CJ, Cai P. Generation and propagation of yeast prion URE3 are elevated under electromagnetic field. *Cell Stress & Chaperones*. 2018;23(4):581-94.
- Lin JY, Magiati I, Chiong SHR, Singhal S, Riard N, Ng IHX, et al. The Relationship Among Screen Use, Sleep, and Emotional/Behavioral Difficulties in Preschool Children with Neurodevelopmental Disorders. *Journal of Developmental and Behavioral Pediatrics*. 2019;40(7):519-29.
- Lippi G, Danese E, Brocco G, Benati M, Salvagno GL, Montagnana M, et al. Thirty-minutes' exposure to smartphone call triggers neutrophil activation in vitro. *Clinical Chemistry and Laboratory Medicine*. 2016;54(9):1497-501.
- Lippi G, Danese E, Brocco G, Gelati M, Salvagno GL, Montagnana M. Acute effects of 30 minutes of exposure to a smartphone call on in vitro platelet function. *Blood Transfusion*. 2017;15(3):249-53.
- Liu JH, Liu CX, Wu T, Liu BP, Jia CX, Liu XC. Prolonged mobile phone use is associated with depressive symptoms in Chinese adolescents. *Journal of Affective Disorders*. 2019;259:128-34.
- Lopez OM, Valbuena AJ, Unturbe CM. Significant Cellular Viability Dependence on Time Exposition at ELF-EMF and RF-EMF In Vitro Studies. *International Journal of Environmental Research and Public Health*. 2019;16(12).
- Lopez-Furelos A, Leiro-Vidal JM, Salas-Sanchez AA, Ares-Pena FJ, Lopez-Martin ME. Evidence of cellular stress and caspase-3 resulting from a combined two-frequency signal in the cerebrum and cerebellum of sprague-dawley rats. *Oncotarget*. 2016;7(40):64674-89.
- Lou JH, Zhang ZZ, Guan M, Gao L, Ma LJ, Li ZL, et al. Altered default-mode network functional connectivity in college students with mobile phone addiction. *International Journal of Clinical and Experimental Medicine*. 2019;12(2):1877-87.
- Lu L, Hu SH, Zhang XY, Wang SM, Xu XP, Gao YB, et al. Methanol extract of Kang-fu-ling attenuates high power microwave-induced oxidative stress in PC12 cells via the Nrf2/ARE pathway. *International Journal of Clinical and Experimental Medicine*. 2017;10(9):13380-8.
- Lu L, Xu DD, Liu HZ, Zhang L, Ng CH, Ungvari GS, et al. Mobile phone addiction in Tibetan and Han Chinese adolescents. *Perspectives in Psychiatric Care*. 2019;55(3):438-44.



Luna J, Leleu JP, Preux PM, Corcia P, Couratier P, Marin B, et al. Residential exposure to ultra high frequency electromagnetic fields emitted by Global System for Mobile (GSM) antennas and amyotrophic lateral sclerosis incidence: A geo-epidemiological population-based study. *Environmental Research*. 2019;176.

Luo XP, Chen M, Duan YQ, Duan WY, Zhang HH, He YQ, et al. Chemoprotective action of lotus seedpod procyanidins on oxidative stress in mice induced by extremely low-frequency electromagnetic field exposure. *Biomedicine & Pharmacotherapy*. 2016;82:640-8.

Lupi D, Tremolada P, Colombo M, Giacchini R, Benocci R, Parenti P, et al. Effects of Pesticides and Electromagnetic Fields on Honeybees: A Field Study Using Biomarkers. *International Journal of Environmental Research*.

Mahaki H, Tanzadehpanah H, Jabarivasal N, Sardanian K, Zamani A. A review on the effects of extremely low frequency electromagnetic field (ELF-EMF) on cytokines of innate and adaptive immunity. *Electromagnetic Biology and Medicine*. 2019;38(1):84-95.

Mahmoudi G, Nikzad S, Mehrpouyan M, Moslehi M, Baradaran-Ghahfarokhi M, Dashty A. Effects of mobile phone prolonged radiation on kidney cells; an in-vitro study. *Journal of Renal Injury Prevention*. 2018;7(3):175-9.

Mahmoudi R, Mortazavi SMJ, Safari S, Nikseresht M, Mozdarani H, Jafari M, et al. Effects of microwave electromagnetic radiations emitted from common Wi-Fi routers on rats' sperm count and motility. *International Journal of Radiation Research*. 2015;13(4):363-8.

Maliszewska J, Marciniak P, Kletkiewicz H, Wyszowska J, Nowakowska A, Rogalska J. Electromagnetic field exposure (50 Hz) impairs response to noxious heat in American cockroach. *Journal of Comparative Physiology a-Neuroethology Sensory Neural and Behavioral Physiology*. 2018;204(6):605-11.

Mandl P, Pezzeri P, Leitgeb E. Selected Health and Law Issues regarding Mobile Communications with Respect to 5G. Plank T, editor 2018.

Mansouri E, Keshtkar A, Khaki AA, Khaki A. Antioxidant Effects of *Allium cepa* and Cinnamon on Sex Hormones and Serum Antioxidant Capacity in Female Rats Exposed to Power Frequency Electric and Magnetic Fields. *International Journal of Womens Health and Reproduction Sciences*. 2016;4(3):141-5.

Manta AK, Papadopoulou D, Polyzos AP, Fragopoulou AF, Skouroliakou AS, Thanos D, et al. Mobile-phone radiation-induced perturbation of gene-expression profiling, redox equilibrium and sporadic-apoptosis control in the ovary of *Drosophila melanogaster*. *Fly*. 2017;11(2):75-95.

Marino AA, Kim PY, Frilot C. Trigeminal neurons detect cellphone radiation: Thermal or nonthermal is not the question. *Electromagnetic Biology and Medicine*. 2017;36(2):123-31.

Meena R, Kumari K, Kumar J, Rajamani P, Verma HN, Kesari KK. Therapeutic approaches of melatonin in microwave radiations-induced oxidative stress-mediated toxicity on male fertility pattern of Wistar rats. *Electromagnetic Biology and Medicine*. 2014;33(2):81-91.

Meo SA, Almahmoud M, Alsultan Q, Alotaibi N, Alnajashi I, Hajjar WM. Mobile Phone Base Station Tower Settings Adjacent to School Buildings: Impact on Students' Cognitive Health. *American Journal of Mens Health*. 2018;13(1).

Merla C, Liberti M, Consales C, Denzi A, Apollonio F, Marino C, et al. Evidences of plasma membrane-mediated ROS generation upon ELF exposure in neuroblastoma cells supported by a computational multiscale approach. *Biochimica Et Biophysica Acta-Biomembranes*. 2019;1861(8):1446-57.

Mialon HM, Nesson ET. THE ASSOCIATION BETWEEN MOBILE PHONES AND THE RISK OF BRAIN CANCER MORTALITY: A 25-YEAR CROSS-COUNTRY ANALYSIS. *Contemporary Economic Policy*.

Mildaziene V, Aleknavičiute V, Zukiene R, Pauzaite G, Nauciene Z, Filatova I, et al. Treatment of Common Sunflower (*Helianthus annuus* L.) Seeds with Radio-frequency Electromagnetic Field and Cold Plasma Induces Changes in Seed Phytohormone Balance, Seedling Development and Leaf Protein Expression. *Scientific Reports*. 2019;9.

Milham S, Stetzer D. Tumor-specific frequencies and ocular melanoma. *Electromagnetic Biology and Medicine*. 2017;36(2):149-53.

Milham S, Stetzer D. The electronics in fluorescent bulbs and light emitting diodes (LED), rather than ultraviolet radiation, cause increased malignant melanoma incidence in indoor office workers and tanning bed users. *Medical Hypotheses*. 2018;116:33-9.

Milisa M, Dikic D, Mandic T, Grozic D, Colic I, Ostojic A. Response of aquatic protists to electric field exposure. *International Journal of Radiation Biology*. 2017;93(8):818-30.

Miller AB, Morgan LL, Udasin I, Davis DL. Cancer epidemiology update, following the 2011 IARC evaluation of radiofrequency electromagnetic fields (Monograph 102). *Environmental Research*. 2018;167:673-83.

Misek J, Jakus J, Jakusova V, Veternik M, Kohan M, Barabas J, et al. Effect of generated radiofrequency electromagnetic field to heart rate variability in students 2017.

Mishra SK, Chowdhary R, Kumari S, Rao SB. Effect of Cell Phone Radiations on Orofacial Structures: A Systematic Review. *Journal of Clinical and Diagnostic Research*. 2017;11(5).

Mitra R, Pattanayak S. MOBILE PHONE AND TOWER RADIATION: A CHALLENGE TO ALL LIVING ENTITIES. *Exploratory Animal and Medical Research*. 2018;8(1):5-10.

Moradpour R, Shokri M, Abedian S, Amiri FT. The protective effect of melatonin on liver damage induced by mobile phone radiation in mice model. *International Journal of Radiation Research*. 2020;18(1):133-41.

Moraes AP, Silva EJ, Lamas CC, Portugal PH, Neves AA. Influence of electronic apex locators and a gutta-percha heating device on implanted cardiac devices: an in vivo study. *International Endodontic Journal*. 2016;49(6):526-32.

- Morris RD, Morgan LL, Davis D. Children Absorb Higher Doses of Radio Frequency Electromagnetic Radiation From Mobile Phones Than Adults. *Ieee Access*. 2015;3:2379-87.
- Mortazavi G, Mortazavi SMJ. Increased mercury release from dental amalgam restorations after exposure to electromagnetic fields as a potential hazard for hypersensitive people and pregnant women. *Reviews on Environmental Health*. 2015;30(4):287-92.
- Mortazavi SAR, Mortazavi SMJ. Women with hereditary breast cancer predispositions should avoid using their smartphones, tablets, and laptops at night. *Iranian Journal of Basic Medical Sciences*. 2018;21(2):112-5.
- Mortazavi SAR, Mortazavi SMJ, Paknahad M. The role of electromagnetic fields in neurological disorders. *Journal of Chemical Neuroanatomy*. 2016;77:78-9.
- Mortazavi SMJ. Comments on analysis of mobile phone use among young patients with brain tumors in Japan. *Bioelectromagnetics*. 2017;38(8):653-4.
- Mortazavi SMJ. Cell phones, cancer, and other problems. *Physics Teacher*. 2018;56(3):131-.
- Mortazavi SMJ. Commentary: Geographic Variations in the Incidence of Glioblastoma and Prognostic Factors Predictive of Overall Survival in US Adults from 2004-2013. *Frontiers in Aging Neuroscience*. 2018;10.
- Mortazavi SMJ, Balas VE, Zamani A, Mortazavi SAR, Haghani M, Jaberi O, et al. The Importance of Quantification of Data in Studies on the Health Effects of Exposure to Electromagnetic Fields Generated by Mobile Base Stations. In: Balas VE, Jain LC, Balas MM, editors. *Soft Computing Applications, Sofa 2016, Vol 1. Advances in Intelligent Systems and Computing*. 6332018. p. 316-26.
- Mortazavi SMJ, Mortazavi G, Paknahad M. Dental metal-induced innate reactivity in keratinocytes. *Toxicology in Vitro*. 2016;33:180-1.
- Mortazavi SMJ, Mortazavi SAR, Paknahad M. Association between Exposure to Smartphones and Ocular Health in Adolescents. *Ophthalmic Epidemiology*. 2016;23(6):418-.
- Mortazavi SMJ, Mortazavi SAR, Paknahad M. Evaluation of the potential of mobile phone specific electromagnetic fields (UMTS) to produce micronuclei in human glioblastoma cell lines. *Toxicology in Vitro*. 2017;44:414-5.
- Mortazavi SMJ, Mortazavi SAR, Paknahad M. Effects of exposure to 2100 MHz GSM-like radiofrequency electromagnetic field on auditory system of rats. *Brazilian Journal of Otorhinolaryngology*. 2018;84(1):131-.
- Mortazavi SMJ, Paknahad M, Mortazavi G. Effect of Ionizing and Non-ionizing Radiation On Amalgam, Composite and Zirconomer Based Restorations. *Journal of Clinical and Diagnostic Research*. 2015;9(11):ZL01-ZL2.
- Mortazavi S, Mortazavi SAR, Paknahad M. Self-reported mobile phone use and semen parameters among men from a fertility clinic. *Reproductive Toxicology*. 2017;71:164-.

Movahedi MM, Javid-Sharifi B, Golpaygani AT, Mortazavi SAR, Mortazavi SMJ. Short-term exposure to mobile jammer radiofrequency radiation adversely affects the human hearing. *Biomedical Research-India*. 2017;28(4):1557-9.

Mugunthan N, Shanmugasamy K, Anbalagan J, Rajanarayanan S, Meenachi S. Effects of Long Term Exposure of 900-1800 MHz Radiation Emitted from 2G Mobile Phone on Mice Hippocampus-A Histomorphometric Study. *Journal of Clinical and Diagnostic Research*. 2016;10(8):AF1-AF6.

Napp A, Kolb C, Lennerz C, Bauer W, Schulz-Menger J, Kraus T, et al. Electromagnetic interference of active cardiac rhythm implants in the daily routine and occupational environment. Statement of the German Cardiac Society (DGK) and the German Society for Occupational and Environmental Medicine (DGAUM). *Kardiologie*. 2019;13(4):216-35.

Narayanan SN, Lukose ST, Arun G, Mohapatra N, Pamala J, Concessao PL, et al. Modulatory effect of 900 MHz radiation on biochemical and reproductive parameters in rats. *Bratislava Medical Journal-Bratislavske Lekarske Listy*. 2018;119(9):581-7.

Narayanan SN, Mohapatra N, John P, Nalini K, Kumar RS, Nayak SB, et al. Radiofrequency electromagnetic radiation exposure effects on amygdala morphology, place preference behavior and brain caspase-3 activity in rats. *Environmental Toxicology and Pharmacology*. 2018;58:220-9.

Nasser S, Amer NM, Ghobashi MM, Morcos G, Hafez SF, Shaheen W, et al. Knowledge, Attitude, and Practices (KAP) Study and Antioxidant Status Among Mobile Phone Users. *Bioscience Research*. 2018;15(4):3645-51.

Navarro EA, Gomez-Perretta C, Montes F. Low intensity magnetic field influences short-term memory: A study in a group of healthy students. *Bioelectromagnetics*. 2016;37(1):37-48.

Nicolle-Mir L. Mobile phone use during pregnancy and behavioural problems in children. *Environnement Risques & Sante*. 2017;16(5):451-2.

Nirwane A, Sridhar V, Majumdar A. Neurobehavioural Changes and Brain Oxidative Stress Induced by Acute Exposure to GSM900 Mobile Phone Radiations in Zebrafish (*Danio rerio*). *Toxicological Research*. 2016;32(2):123-32.

Ocelli F, Lameth J, Adenis V, Huetz C, Leveque P, Jay TM, et al. A Single Exposure to GSM-1800 MHz Signals in the Course of an Acute Neuroinflammatory Reaction can Alter Neuronal Responses and Microglial Morphology in the Rat Primary Auditory Cortex. *Neuroscience*. 2018;385:11-24.

Odaci E, Hanci H, Yulug E, Turedi S, Aliyazicioglu Y, Kay H, et al. Effects of prenatal exposure to a 900 MHz electromagnetic field on 60-day-old rat testis and epididymal sperm quality. *Biotechnic & Histochemistry*. 2016;91(1):9-19.

Odemer R, Odemer F. Effects of radiofrequency electromagnetic radiation (RF-EMF) on honey bee queen development and mating success. *Science of the Total Environment*. 2019;661:553-62.

Ohayon MM, Stolic V, Freund FT, Milesi C, Sullivan SS. The potential for impact of man-made super low and extremely low frequency electromagnetic fields on sleep. *Sleep Medicine Reviews*. 2019;47:28-38.

Okatan DO, Kaya H, Aliyazicioglu Y, Demir S, Colakoglu S, Odaci E. Continuous 900-megahertz electromagnetic field applied in middle and late-adolescence causes qualitative and quantitative changes in the ovarian morphology, tissue and blood biochemistry of the rat. *International Journal of Radiation Biology*. 2018;94(2):186-98.

Okatan D, Kulaber A, Kerimoglu G, Odaci E. Altered morphology and biochemistry of the female rat liver following 900 megahertz electromagnetic field exposure during mid to late adolescence. *Biotechnic & Histochemistry*. 2019;94(6):420-8.

Okechukwu CE. Effects of radiofrequency electromagnetic field exposure on neurophysiology. *Advances in Human Biology*. 2020;10(1):6-10.

Othman H, Ammari M, Sakly M, Abdelmelek H. Effects of prenatal exposure to WIFI signal (2.45 GHz) on postnatal development and behavior in rat: Influence of maternal restraint. *Behavioural Brain Research*. 2017;326:291-302.

Othman H, Ammari M, Sakly M, Abdelmelek H. Effects of repeated restraint stress and WiFi signal exposure on behavior and oxidative stress in rats. *Metabolic Brain Disease*. 2017;32(5):1459-69.

Othman N, Samsuri NA, Rahim MKA, Elias NA, Ieee. SAR in the Presence of Conductive Medical Implant At 0.9, 1.8 and 2.4 GHz Due to Close Proximity Antenna. 2016 10th European Conference on Antennas and Propagation. *Proceedings of the European Conference on Antennas and Propagation2016*.

Paik SH, Park CH, Kim JY, Chun JW, Choi JS, Kim DJ. Prolonged Bedtime Smartphone Use is Associated With Altered Resting-State Functional Connectivity of the Insula in Adult Smartphone Users. *Frontiers in Psychiatry*. 2019;10.

Pakhomov A, Bojarinova J, Cherbunin R, Chetverikova R, Grigoryev PS, Kavokin K, et al. Very weak oscillating magnetic field disrupts the magnetic compass of songbird migrants. *Journal of the Royal Society Interface*. 2017;14(133).

Paknahad M, Mortazavi SMJ, Shahidi S, Mortazavi G, Haghani M. Effect of radiofrequency radiation from Wi-Fi devices on mercury release from amalgam restorations. *Journal of Environmental Health Science and Engineering*. 2016;14.

Panagopoulos DJ. Chromosome damage in human cells induced by UMTS mobile telephony radiation. *General Physiology and Biophysics*. 2019;38(5):445-54.

Panagopoulos DJ. Comparing DNA damage induced by mobile telephony and other types of man-made electromagnetic fields. *Mutation Research-Reviews in Mutation Research*. 2019;781:53-62.

Panagopoulos DJ, Cammaerts MC, Favre D, Balmori A. Comments on environmental impact of radiofrequency fields from mobile phone base stations. *Critical Reviews in Environmental Science and Technology*. 2016;46(9):885-903.

Panagopoulos DJ, Chrousos GP. Shielding methods and products against man-made Electromagnetic Fields: Protection versus risk. *Science of the Total Environment*. 2019;667:255-62.

Panara K, Masterson JM, Savio LF, Ramasamy R. Adverse Effects of Common Sports and Recreational Activities on Male Reproduction. *European Urology Focus*. 2019;5(6):1146-51.

Paras DS, Gajanin BR, Manojlovic LM, Ruzic NZ. INFLUENCE OF HIGH FREQUENCY ELECTROMAGNETIC FIELDS PRODUCED BY ANTENNAS FOR MOBILE COMMUNICATION ON THE STRUCTURE OF THE PANCREAS IN RATS: HISTOLOGICAL AND UNBIASED STEREOLOGICAL ANALYSIS. *Acta Veterinaria-Beograd*. 2018;68(4):484-501.

Parasuraman S, Sam AT, Yee SWK, Chuon BLC, Ren LY. Smartphone usage and increased risk of mobile phone addiction: A concurrent study. *International Journal of Pharmaceutical Investigation*. 2017;7(3):125-31.

Parasuraman S, Xin EY, Zou LN. Health hazards with electromagnetic radiation. *International Journal of Pharmaceutical Investigation*. 2018;8(4):157-63.

Parsanezhad ME, Mortazavi SMJ, Doohandeh T, Jahromi BN, Mozdarani H, Zarei A, et al. Exposure to radiofrequency radiation emitted from mobile phone jammers adversely affects the quality of human sperm. *International Journal of Radiation Research*. 2017;15(1):63-70.

Pastrav A, Dolea P, Puschita E, Codau C, Palade T, Palade I. Exposure to UHF Electromagnetic Radiation in Urban Areas. In: Vlad S, Roman NM, editors. 6th International Conference on Advancements of Medicine and Health Care through Technology, Meditech 2018. IFMBE Proceedings. 712019. p. 97-101.

Pattnaik S, Dhaliwal BS, Pattnaik SS. Impact analysis of mobile phone electromagnetic radiations on human electroencephalogram. *Sadhana-Academy Proceedings in Engineering Sciences*. 2019;44(6).

Paulraj R, Behari J, Ieee. Low level microwave radiation: Enzymatic, morphological and DNA alteration in rat2019.

Pawlak K, Nieckarz Z, Sechman A, Wojtysiak D, Bojarski B, Tombarkiewicz B. Effect of a 1800 MHz electromagnetic field emitted during embryogenesis on chick development and hatchability. *Anatomia Histologia Embryologia*. 2018;47(3):222-30.

- Pei YH, Gao H, Li L, An X, Tian QY. Effect of cell phone radiation on neutrophil of mice. *International Journal of Radiation Biology*. 2019;95(8):1178-84.
- Peighambarzadeh SZ, Tavana M. Effects of electromagnetic field radiation on biochemical parameters in swiss albino mice. *Banats Journal of Biotechnology*. 2017;8(16):48-53.
- Philip P, Bhandary SK, Aroor R, Bhat V, Pratap D. The effect of mobile phone usage on hearing in adult population. *Indian Journal of Otology*. 2017;23(1):1-6.
- Philips A, Henshaw DL, Lamburn G, O'Carroll MJ. Authors' Comment on (Brain Tumours: Rise in Glioblastoma Multiforme Incidence in England 1995-2015 Suggests an Adverse Environmental or Lifestyle Factor). *Journal of Environmental and Public Health*. 2018.
- Philips A, Henshaw DL, Lamburn G, O'Carroll MJ. Brain Tumours: Rise in Glioblastoma Multiforme Incidence in England 1995-2015 Suggests an Adverse Environmental or Lifestyle Factor. *Journal of Environmental and Public Health*. 2018.
- Piccinetti CC, De Leo A, Cosoli G, Scalise L, Randazzo B, Cerri G, et al. Measurement of the 100 MHz EMF radiation in vivo effects on zebrafish *D. rerio* embryonic development: A multidisciplinary study. *Ecotoxicology and Environmental Safety*. 2018;154:268-79.
- Pockett S. Public health and the radio frequency radiation emitted by cellphone technology, smart meters and WiFi. *New Zealand Medical Journal*. 2018;131(1487):97-107.
- Pockett S. Conflicts of Interest and Misleading Statements in Official Reports about the Health Consequences of Radiofrequency Radiation and Some New Measurements of Exposure Levels. *Magnetochemistry*. 2019;5(2).
- Postaci I, Coskun O, Senol N, Aslankoc R, Comlekci S. The physiopathological effects of quercetin on oxidative stress in radiation of 4.5 g mobile phone exposed liver tissue of rat. *Bratislava Medical Journal-Bratislavske Lekarske Listy*. 2018;119(8):481-9.
- Pourfazeli B, AzamianJazi A, Faramarzi M, Mortazavi MJ. Effect of aerobic training on rate of total antioxidant capacity In ratsexposed to Wi-Fi radiation. *International Journal of Advanced Biotechnology and Research*. 2017;8(3):2468-73.
- Qin FJ, Cao HL, Yuan HX, Guo WG, Pei HL, Cao Y, et al. 1800 MHz radiofrequency fields inhibits testosterone production via CaMKI/ROR alpha pathway. *Reproductive Toxicology*. 2018;81:229-36.
- Qin FJ, Shen T, Cao HL, Qian JC, Zou D, Ye MK, et al. CeO(2)NPs relieve radiofrequency radiation, improve testosterone synthesis, and clock gene expression in Leydig cells by enhancing antioxidation. *International Journal of Nanomedicine*. 2019;14:4601-11.
- Qureshi ST, Memon SA, Abassi AR, Sial MA, Bughio FA. Radiofrequency radiations induced genotoxic and carcinogenic effects on chickpea (*Cicer arietinum* L.) root tip cells. *Saudi Journal of Biological Sciences*. 2017;24(4):883-91.

Rachmawati D, Buskermolen JK, Scheper RJ, Gibbs S, von Blomberg BME, van Hoogstraten IMW. Dental metal-induced innate reactivity in keratinocytes. *Toxicology in Vitro*. 2015;30(1):325-30.

Racuciu M, Iftode C, Miclaus S. A THERMAL MICROWAVE RADIATION AFFECTS THE GENETIC OF VEGETAL EMBRYOS. *Environmental Engineering and Management Journal*. 2016;15(12):2561-8.

Racuciu M, Iftode C, Miclaus S. ULTRAHIGH FREQUENCY-LOW POWER ELECTROMAGNETIC FIELD IMPACT ON PHYSIOLOGICAL PARAMETERS OF TWO TYPES OF CEREALS. *Romanian Reports in Physics*. 2017;69(4).

Racuciu M, Iftode C, Miclaus S. Influence of 1 GHz radiation at low specific absorption rate of energy deposition on plant mitotic division process. *International Journal of Environmental Science and Technology*. 2018;15(6):1233-42.

Radwan M, Jurewicz J, Merez-Kot D, Sobala W, Radwan P, Bochenek M, et al. Sperm DNA damage-the effect of stress and everyday life factors. *International Journal of Impotence Research*. 2016;28(4):148-54.

Rajabzadeh A. Effects of Electromagnetic Fields on the Hippocampus. *Archives of Neuroscience*. 2019;6.

Razavi SM, Seghinsara AM, Abedelahi A, Salimnejad R, Tayefi H. Effect of Vitamin E and Selenium on Oxidative Stress and Tissue Damages Induced by Electromagnetic Fields in Immature Mice Ovarian. *Crescent Journal of Medical and Biological Sciences*. 2017;4(3):120-5.

Razavinasab M, Moazzami K, Shabani M. Maternal mobile phone exposure alters intrinsic electrophysiological properties of CA1 pyramidal neurons in rat offspring. *Toxicology and Industrial Health*. 2016;32(6):968-79.

Reddy MVB. Biochemical Alterations as Markers of Mobile Phone Radiation in Mice. *Research Journal of Pharmaceutical Biological and Chemical Sciences*. 2017;8(2):1808-15.

Rezaei-Tavirani M, Hasanzadeh H, Seyyedi S, Ghoujehi F, Semnani V, Zali H. Proteomic Analysis of Extremely Low-Frequency ElectroMagnetic Field (ELF-EMF) With Different Intensities in Rats Hippocampus. *Archives of Neuroscience*. 2018;5(1).

Rezaie-Tavirani M, Hasanzadeh H, Seyyedi S, Zali H. Proteomic Analysis of the Effect of Extremely Low-Frequency Electromagnetic Fields (ELF-EMF) With Different Intensities in SH-SY5Y Neuroblastoma Cell Line. *Journal of Lasers in Medical Sciences*. 2017;8(2):79-83.

Ribatti V, Santini L, Forleo GB, Della Rocca D, Panattoni G, Scali M, et al. Electromagnetic interference in the era of cardiac implantable electronic devices compatible with magnetic resonance. *Giornale Italiano Di Cardiologia*. 2017;18(4):295-304.

Ribeiro-Oliveira JP. Electromagnetism and plant development: a new unknown in a known world. *Theoretical and Experimental Plant Physiology*. 2019;31(4):423-7.



Rifat F, Sisodia R. MODULATION OF 10 GHZ MICROWAVES INDUCED BIOCHEMICAL CHANGES IN DIFFERENT ORGANS OF SWISS ALBINO MICE BY PRUNUS DOMESTICA FRUIT EXTRACT. *International Journal of Pharmaceutical Sciences and Research*. 2017;8(1):136-44.

Romanenko S, Begley R, Harvey AR, Hool L, Wallace VP. The interaction between electromagnetic fields at megahertz, gigahertz and terahertz frequencies with cells, tissues and organisms: risks and potential. *Journal of the Royal Society Interface*. 2017;14(137).

Rostami A, Shahani M, Zarrindast MR, Semnanian S, Roudsari MR, Tavirani MR, et al. Effects of 3 Hz and 60 Hz Extremely Low Frequency Electromagnetic Fields on Anxiety-Like Behaviors, Memory Retention of Passive Avoidance and Electrophysiological Properties of Male Rats. *Journal of Lasers in Medical Sciences*. 2016;7(2):120-5.

Russell CL. 5 G wireless telecommunications expansion: Public health and environmental implications. *Environmental Research*. 2018;165:484-95.

Saadia Z, Farrukh R. Mobile Phone and its Effect on Foetal Cardiotocography Pattern. *Journal of Clinical and Diagnostic Research*. 2018;12(3):QC05-QC8.

Sabban IF, Pangesti G, Saragih HT. Effects of Exposure to Electromagnetic Waves from 3G Mobile Phones on Oxidative Stress in Fetal Rats. *Pakistan Veterinary Journal*. 2018;38(4):384-8.

Sage C, Carpenter D, Hardell L. Comments on SCENIHR: Opinion on potential health effects of exposure to electromagnetic fields, *Bioelectromagnetics* 36:480-484 (2015). *Bioelectromagnetics*. 2016;37(3):190-2.

Saghezchi SA, Azad N, Heidari R, Jajarmi V, Abdi S, Abaszadeh HA, et al. The Effect of Prenatal Exposure to 2.4 GHz Radio Frequency on the Histology and Expression of the osteocalcin and RUNX2 Gene of the Forelimb in an NMRI Mouse. *Journal of Lasers in Medical Sciences*. 2019;10(4):283-9.

Sagioglou NE, Manta AK, Giannarakis IK, Skouroliakou AS, Margaritis LH. Apoptotic cell death during *Drosophila* oogenesis is differentially increased by electromagnetic radiation depending on modulation, intensity and duration of exposure. *Electromagnetic Biology and Medicine*. 2016;35(1):40-53.

Sahin A, Aslan A, Bas O, Ikinici A, Ozyilmaz C, Sonmez OF, et al. Deleterious impacts of a 900-MHz electromagnetic field on hippocampal pyramidal neurons of 8-week-old Sprague Dawley male rats. *Brain Research*. 2015;1624:232-8.

Sahmelikoglu AG, Karakas S, Tellioglu AM, Acer N, Bilgen M. Radioprotection in Prenatal Care Using a Nonwoven Fabric with Electromagnetic Shielding Property. *Erciyes Medical Journal*. 2019;41(4):444-9.

Said-Salman IH, Jebaii FA, Hyusef H, Moustafa ME. Global gene expression analysis of *Escherichia coli* K-12 DH5 alpha after exposure to 2.4 GHz wireless fidelity radiation. *Scientific Reports*. 2019;9.

Salas-Sanchez AA, Lopez-Furelos A, Rodriguez-Gonzalez JA, Ares-Pena FJ, Lopez-Martin ME. Validation of Potential Effects on Human Health of in Vivo Experimental Models Studied in Rats Exposed to Sub-Thermal Radiofrequency. Possible Health Risks Due to the Interaction of Electromagnetic Pollution and Environmental Particles. *Ieee Access*. 2019;7:79186-98.

Saliev T, Begimbetova D, Masoud AR, Matkarimov B. Biological effects of non-ionizing electromagnetic fields: Two sides of a coin. *Progress in Biophysics & Molecular Biology*. 2019;141:25-36.

Sallam AE, Hassan SA, Hassaneen E, Ali EM. Environmental stress of mobile phone EM radiation on locomotor activity and melatonin circadian rhythms of rats. *Biological Rhythm Research*. 2016;47(4):597-607.

Samuel A, Asokan S, Priya G. The effect of electromagnetic radiation interference from smartphones on electronic apex locator function. *Endo-Endodontic Practice Today*. 2018;12(1):51-5.

Sangun O, Dundar B, Comlekci S, Buyukgebiz A. The Effects of Electromagnetic Field on the Endocrine System in Children and Adolescents. *Pediatric Endocrinology Reviews Per*. 2015;13(2):531-45.

Sato Y, Kojimahara N, Yamaguchi N. Response to the comments on "Analysis of Mobile Phone Use Among Young Patients with Brain Tumors in Japan". *Bioelectromagnetics*. 2017;38(8):655-

Saygin M, Asci H, Ozmen O, Cankara FN, Dincoglu D, Ilhan I. Impact of 2.45 GHz Microwave Radiation on the Testicular Inflammatory Pathway Biomarkers in Young Rats: The Role of Gallic Acid. *Environmental Toxicology*. 2016;31(12):1771-84.

Saygin M, Caliskan S, Ozguner MF, Gumral N, Comlekci S, Karahan N. Impact of L-carnitine and Selenium Treatment on Testicular Apoptosis in Rats Exposed to 2.45 GHz Microwave Energy. *West Indian Medical Journal*. 2015;64(2):55-61.

Saygin M, Ozmen O, Erol O, Ellidag HY, Ilhan I, Aslankoc R. The impact of electromagnetic radiation (2.45 GHz, Wi-Fi) on the female reproductive system: The role of vitamin C. *Toxicology and Industrial Health*. 2018;34(9):620-30.

Schauer I, Al-Ali BM. Combined effects of varicocele and cell phones on semen and hormonal parameters. *Wiener Klinische Wochenschrift*. 2018;130(9-10):335-40.

Seftel AD. Re: Adverse Effects of Common Sports and Recreational Activities on Male Reproduction Editorial Comment. *Journal of Urology*. 2019;201(1):13-.

Sehitoglu I, Tumkaya L, Kalkan Y, Bedir R, Cure MC, Zorba OU, et al. BIOCHEMICAL AND HISTOPATHOLOGICAL EFFECTS ON THE RAT TESTIS AFTER EXPOSURE TO ELECTROMAGNETIC FIELD DURING FETAL PERIOD. *Archivos Espanoles De Urologia*. 2015;68(6):562-8.

Seif F, Bayatiani MR, Ansarihadipour H, Habibi G, Sadelaji S. Protective properties of *Myrtus communis* extract against oxidative effects of extremely low-frequency magnetic fields on rat plasma and hemoglobin. *International Journal of Radiation Biology*. 2019;95(2):215-24.

Senavirathna M, Asaeda T. Microwaves affect *Myriophyllum aquaticum* plants differently depending on the wave polarization. *Biologia Plantarum*. 2017;61(2):378-84.

Senavirathna M, Asaeda T. Microwave radiation alters burn injury-evoked electric potential in *Nicotiana benthamiana*. *Plant Signaling & Behavior*. 2018;13(6).

Sepehrimanesh M, Kazemipour N, Saeb M, Nazifi S. Analysis of rat testicular proteome following 30-day exposure to 900 MHz electromagnetic field radiation. *Electrophoresis*. 2014;35(23):3331-8.

Seymen CM, Ilgaz C, Erdogan D, Elmas C, Yar Saglam AS, Elmazoglu Z, et al. Melatonin Modulates NMDA-Receptor 2B/Calpain-1/Caspase-12 Pathways in Rat Brain After Long Time Exposure to GSM Radiation. *Turkish Neurosurgery*. 2019;29(6):887-900.

Shahabi S, Taji IH, Hoseinnezhaddarzi M, Mousavi F, Shirchi S, Nazari A, et al. Exposure to cell phone radiofrequency changes corticotrophin hormone levels and histology of the brain and adrenal glands in male Wistar rat. *Iranian Journal of Basic Medical Sciences*. 2018;21(12):1269-74.

Shahbazi-Gahrouei D. Base Transceiver Station Antennae Exposure and Human Health. *International Journal of Preventive Medicine*. 2017;8.

Shahbazi-Gahrouei D, Hashemi-Beni B, Moradi A, Aliakbari M, Shahbazi-Gahrouei S. Exposure to Global System for Mobile Communication 900 MHz Cellular Phone Radiofrequency Alters Growth, Proliferation and Morphology of Michigan Cancer Foundation-7 Cells and Mesenchymal Stem Cells. *International Journal of Preventive Medicine*. 2018;9.

Shahin NN, El-Nabarawy NA, Gouda AS, Megarbane B. The protective role of spermine against male reproductive aberrations induced by exposure to electromagnetic field - An experimental investigation in the rat. *Toxicology and Applied Pharmacology*. 2019;370:117-30.

Shahin S, Banerjee S, Swarup V, Singh SP, Chaturvedi CM. 2.45-GHz Microwave Radiation Impairs Hippocampal Learning and Spatial Memory: Involvement of Local Stress Mechanism-Induced Suppression of iGluR/ERK/CREB Signaling. *Toxicological Sciences*. 2018;161(2):349-74.

Shahin S, Singh SP, Chaturvedi CM. Mobile phone (1800 MHz) radiation impairs female reproduction in mice, *Mus musculus*, through stress induced inhibition of ovarian and uterine activity. *Reproductive Toxicology*. 2017;73:41-60.

Shahin S, Singh SP, Chaturvedi CM. 1800MHz mobile phone irradiation induced oxidative and nitrosative stress leads to p53 dependent Bax mediated testicular apoptosis in mice, *Mus musculus*. *Journal of Cellular Physiology*. 2018;233(9):7253-67.

- Sharaf NE, El-Sawy MS, Ahmed HH, Metwally FM, Hegazy NM, El-Mishad AM. Biogeometrical shapes: a new option for protection against neurodegenerative insult of Wi-Fi radiation. *Bioscience Research*. 2018;15(3):2481-8.
- Sharma A, Kesari KK, Saxena VK, Sisodia R. The influence of prenatal 10 GHz microwave radiation exposure on a developing mice brain. *General Physiology and Biophysics*. 2017;36(1):41-51.
- Sharma A, Kesari KK, Verma HN, Sisodia R. Neurophysiological and Behavioral Dysfunctions After Electromagnetic Field Exposure: A Dose Response Relationship. In: Kesari KK, editor. *Perspectives in Environmental Toxicology*. Environmental Science and Engineering 2017. p. 1-30.
- Sharma A, Sharma S, Shrivastava S, Singhal PK, Shukla S. Mobile phone induced cognitive and neurochemical consequences. *Journal of Chemical Neuroanatomy*. 2019;102.
- Sharma S, Parihar L. Investigation of Electromagnetic Radiations on Diosgenin Compound of Fenugreek. *Research Journal of Pharmaceutical Biological and Chemical Sciences*. 2016;7(6):121-7.
- Shepherd S, Lima MAP, Oliveira EE, Sharkh SM, Jackson CW, Newland PL. Extremely Low Frequency Electromagnetic Fields impair the Cognitive and Motor Abilities of Honey Bees. *Scientific Reports*. 2018;8.
- Simaiova V, Almasiova V, Holovska K, Kiskova T, Horvathova F, Sevcikova Z, et al. The effect of 2.45 GHz non-ionizing radiation on the structure and ultrastructure of the testis in juvenile rats. *Histology and Histopathology*. 2019;34(4):391-403.
- Singh NP. The comet assay: Reflections on its development, evolution and applications. *Mutation Research-Reviews in Mutation Research*. 2016;767:23-30.
- Siqueira EC, de Souza FTA, Ferreira E, Souza RP, Macedo SC, Friedman E, et al. Cell phone use is associated with an inflammatory cytokine profile of parotid gland saliva. *Journal of Oral Pathology & Medicine*. 2016;45(9):682-6.
- Sirav B, Seyhan N. Effects of GSM modulated radio-frequency electromagnetic radiation on permeability of blood-brain barrier in male & female rats. *Journal of Chemical Neuroanatomy*. 2016;75:123-7.
- Sistani S, Fatemi I, Shafeie SA, Kaeidi A, Azin M, Shamsizadeh A. The effect of Wi-Fi electromagnetic waves on neuronal response properties in rat barrel cortex. *Somatosensory and Motor Research*. 2019;36(4):292-7.
- Sobiech J, Kieliszek J, Puta R, Bartczak D, Stankiewicz W. OCCUPATIONAL EXPOSURE TO ELECTROMAGNETIC FIELDS IN THE POLISH ARMED FORCES. *International Journal of Occupational Medicine and Environmental Health*. 2017;30(4):565-77.

Soffritti M, Giuliani I. The carcinogenic potential of non-ionizing radiations: The cases of S-50 Hz MF and 1.8 GHz GSM radiofrequency radiation. *Basic & Clinical Pharmacology & Toxicology*. 2019;125:58-69.

Sohn S, Rees P, Wildridge B, Kalk NJ, Carter B. Prevalence of problematic smartphone usage and associated mental health outcomes amongst children and young people: a systematic review, meta-analysis and GRADE of the evidence. *Bmc Psychiatry*. 2019;19(1).

Solek P, Majchrowicz L, Bloniarz D, Krotoszynska E, Kozirowski M. Pulsed or continuous electromagnetic field induce p53/p21-mediated apoptotic signaling pathway in mouse spermatogenic cells in vitro and thus may affect male fertility. *Toxicology*. 2017;382:84-92.

Solek P, Majchrowicz L, Kozirowski M. Aloe arborescens juice prevents EMF-induced oxidative stress and thus protects from pathophysiology in the male reproductive system in vitro. *Environmental Research*. 2018;166:141-9.

Song B, Wang FJ, Wang W. Effect of Aqueous Extract from *Morinda officinalis* F. C. How on Microwave-Induced Hypothalamic-Pituitary-Testis Axis Impairment in Male Sprague-Dawley Rats. *Evidence-Based Complementary and Alternative Medicine*. 2015.

Stalin P, Abraham SB, Kanimozhy K, Prasad RV, Singh Z, Purty AJ. Mobile Phone Usage and its Health Effects Among Adults in a Semi-Urban Area of Southern India. *Journal of Clinical and Diagnostic Research*. 2016;10(1):LC14-LC6.

Stankeviciute M, Jakubowska M, Pazusiene J, Makaras T, Otremba Z, Urban-Malinga B, et al. Genotoxic and cytotoxic effects of 50 Hz 1 mT electromagnetic field on larval rainbow trout (*Oncorhynchus mykiss*), Baltic clam (*Limecola balthica*) and common ragworm (*Hediste diversicolor*). *Aquatic Toxicology*. 2019;208:109-17.

Starkey SJ. Inaccurate official assessment of radiofrequency safety by the Advisory Group on Non-ionising Radiation. *Reviews on Environmental Health*. 2016;31(4):493-503.

Stasinopoulou M, Fragopoulou AF, Stamatakis A, Mantziaras G, Skouroliakou K, Papassideri IS, et al. Effects of pre- and postnatal exposure to 1880-1900 MHz DECT base radiation on development in the rat. *Reproductive Toxicology*. 2016;65:248-62.

Stefi AL, Margaritis LH, Christodoulakis NS. The effect of the non ionizing radiation on cultivated plants of *Arabidopsis thaliana* (Col.). *Flora*. 2016;223:114-20.

Stefi AL, Margaritis LH, Christodoulakis NS. The aftermath of long-term exposure to non-ionizing radiation on laboratory cultivated pine plants (*Pinus halepensis* M.). *Flora*. 2017;234:173-86.

Stefi AL, Margaritis LH, Christodoulakis NS. The effect of the non ionizing radiation on exposed, laboratory cultivated upland cotton (*Gossypium hirsutum* L.) plants. *Flora*. 2017;226:55-64.

Stefi AL, Margaritis LH, Christodoulakis NS. The effect of the non-ionizing radiation on exposed, laboratory cultivated maize (*Zea mays* L.) plants. *Flora*. 2017;233:22-30.

Stefi AL, Vassilacopoulou D, Margaritis LH, Christodoulakis NS. Oxidative stress and an animal neurotransmitter synthesizing enzyme in the leaves of wild growing myrtle after exposure to GSM radiation. *Flora*. 2018;243:67-76.

Su LL, Yimaer A, Xu ZP, Chen GD. Effects of 1800MHz RF-EMF exposure on DNA damage and cellular functions in primary cultured neurogenic cells. *International Journal of Radiation Biology*. 2018;94(3):295-305.

Su LL, Zhao CN, Jin YM, Lei Y, Lu LQ, Chen GD. Association between parental occupational exposure to extremely low frequency magnetic fields and childhood nervous system tumors risk: A meta-analysis. *Science of the Total Environment*. 2018;642:1406-14.

Subhan F, Khan A, Ahmed S, Malik MN, Bakshah ST, Tahir S. Mobile Antenna's and Its Impact on Human Health. *Journal of Medical Imaging and Health Informatics*. 2018;8(6):1266-73.

Sudan M, Birks LE, Aurrekoetxea JJ, Ferrero A, Gallastegi M, Guxens M, et al. Maternal cell phone use during pregnancy and child cognition at age 5 years in 3 birth cohorts. *Environment International*. 2018;120:155-62.

Sudan M, Olsen J, Arah OA, Obel C, Kheifets L. Prospective cohort analysis of cellphone use and emotional and behavioural difficulties in children. *Journal of Epidemiology and Community Health*. 2016;70(12):1207-13.

Sun JY, Vanloon J, Yan HB. Influence of microwave irradiation on DNA hybridization and polymerase reactions. *Tetrahedron Letters*. 2019;60(39).

Sun W, Yang YD, Yu HM, Wang LW, Pan S. The Synergistic Effect of Microwave Radiation and Hypergravity on Rats and the Intervention Effect of *Rana Sylvatica* Le Conte Oil. *Dose-Response*. 2017;15(2).

Sun YL, Zong L, Gao Z, Zhu SX, Tong J, Cao Y. Mitochondrial DNA damage and oxidative damage in HL-60 cells exposed to 900 MHz radiofrequency fields. *Mutation Research-Fundamental and Molecular Mechanisms of Mutagenesis*. 2017;797:7-14.

Sureshbalaji RA, Marzuk SM, Lavanya R, Kumar SK, Rayapudi SJ, Rajendran P, et al. EFFECT OF MOBILE PHONE RADIATION ON HEART RATE VARIABILITY. *Journal of Evolution of Medical and Dental Sciences-Jemds*. 2016;5(90):6717-21.

Syalima PR, Raseek R, Evans DA. Mobile phone radiation induces sedation in *Periplaneta americana*. *Current Science*. 2017;113(12):2275-81.

Syaza SKF, Umar R, Hazmin SN, Kamarudin MKA, Hassan A, Juahir H. NON-IONIZING RADIATION AS THREAT IN DAILY LIFE. *Journal of Fundamental and Applied Sciences*. 2017;9:308-16.

Szyjkowska A, Gadzicka E, Szymczak W, Bortkiewicz A. EFFECT OF STRESS AND INTENSITY OF MOBILE PHONE USING ON THE HEALTH AND SUBJECTIVE SYMPTOMS IN GSM WORKERS. *Medycyna Pracy*. 2017;68(5):617-28.

Szyjkowska A, Gadzicka E, Szymczak W, Bortkiewicz A. THE REACTION OF THE CIRCULATORY SYSTEM TO STRESS AND ELECTROMAGNETIC FIELDS EMITTED BY MOBILE PHONES-24-H MONITORING OF ECG AND BLOOD PRESSURE. *Medycyna Pracy*. 2019;70(4):411-24.

Tacir IH, Ulku SZ, Ketani MA, Akdag MZ. Histological Changes to the Rat Mandibular Condyle in Response to Long-term Exposure to an Extremely Low Frequency Magnetic Field. *Makara Journal of Health Research*. 2019;23(1):64-7.

Takembo CN, Mvogo A, Fouda HPE, Kofane TC. Effect of electromagnetic radiation on the dynamics of spatiotemporal patterns in memristor-based neuronal network. *Nonlinear Dynamics*. 2019;95(2):1067-78.

Tan SZ, Tan PC, Luo LQ, Chi YL, Yang ZL, Zhao XL, et al. Exposure Effects of Terahertz Waves on Primary Neurons and Neuron-like Cells Under Nonthermal Conditions. *Biomedical and Environmental Sciences*. 2019;32(10):739-54.

Tan SZ, Wang H, Xu XP, Zhao L, Zhang J, Dong J, et al. Study on dose-dependent, frequency-dependent, and accumulative effects of 1.5 GHz and 2.856 GHz microwave on cognitive functions in Wistar rats. *Scientific Reports*. 2017;7.

Tan S, Wang H, Peng R. A review on combined biological effects of microwave and other physical or chemical agents. *International Journal of Radiation Research*. 2018;16(2):139-53.

Tawfik MS, Saif-Elnasr M, Elkady AA, Alkady MM, Hawas AM. Protective role of ferulic acid against the damaging effect induced by electromagnetic waves on rat liver and intestine tissues. *International Journal of Radiation Research*. 2018;16(4):421-30.

Teimori F, Khaki AA, Hemmati R, Rajabzadeh A. Probably Role of Antioxidants Against EMFs-Induced Effects on Central Nervous System Structures: A Mini Review. *Crescent Journal of Medical and Biological Sciences*. 2017;4(3):92-8.

Terzi M, Ozberk B, Deniz OG, Kaplan S. The role of electromagnetic fields in neurological disorders. *Journal of Chemical Neuroanatomy*. 2016;75:77-84.

Tian T, Cai XJ, Huang Z. Puerarin, an isoflavone compound extracted from Gegen (*Radix Puerariae Lobatae*), modulates sclera remodeling caused by extremely low frequency electromagnetic fields. *Journal of Traditional Chinese Medicine*. 2016;36(5):678-82.

Tian Y, Xia ZM, Li M, Zhang GJ, Cui HM, Li B, et al. The relationship between microwave radiation injury and abnormal lipid metabolism. *Chemistry and Physics of Lipids*. 2019;225.

Toossi MHB, Sadeghnia HR, Feyzabadi MMM, Hosseini M, Hedayati M, Mosallanejad R, et al. Exposure to mobile phone (900-1800MHz) during pregnancy: tissue oxidative stress after childbirth. *Journal of Maternal-Fetal & Neonatal Medicine*. 2018;31(10):1298-303.

Topal Z, Hanci H, Mercantepe T, Erol HS, Keles ON, Kaya H, et al. The effects of prenatal long-duration exposure to 900-MHz electromagnetic field on the 21-day-old newborn male rat liver. *Turkish Journal of Medical Sciences*. 2015;45(2):291-7.

Topsakal S, Ozmen O, Cicek E, Comlekci S. The ameliorative effect of gallic acid on pancreas lesions induced by 2.45 GHz electromagnetic radiation (Wi-Fi) in young rats. *Journal of Radiation Research and Applied Sciences*. 2017;10(3):233-40.

Tripathi SR, Ben Ishai P, Kawase K. Frequency of the resonance of the human sweat duct in a normal mode of operation. *Biomedical Optics Express*. 2018;9(3):1301-8.

Tsarna E, Reedijk M, Birks LE, Guxens M, Ballester F, Ha M, et al. Associations of Maternal Cell-Phone Use During Pregnancy With Pregnancy Duration and Fetal Growth in 4 Birth Cohorts. *American Journal of Epidemiology*. 2019;188(7):1270-80.

Tumkaya L, Kalkan Y, Gokce FM, Erdivanli B, Yilmaz A, Bahceci I, et al. The Effects of Mobile Phone Exposure on Mast Cells in Rat Dura Mater. *International Journal of Morphology*. 2019;37(2):719-23.

Turedi S, Hanci H, Topal Z, Unal D, Mercantepe T, Bozkurt I, et al. The effects of prenatal exposure to a 900-MHz electromagnetic field on the 21-day-old male rat heart. *Electromagnetic Biology and Medicine*. 2015;34(4):390-7.

Turedi S, Kerimoglu G, Mercantepe T, Odaci E. Biochemical and pathological changes in the male rat kidney and bladder following exposure to continuous 900-MHz electromagnetic field on postnatal days 22-59. *International Journal of Radiation Biology*. 2017;93(9):990-9.

Tuysuz B, Mahmutoglu Y. Measurement and mapping of the GSM-based electromagnetic pollution in the Black Sea region of Turkey. *Electromagnetic Biology and Medicine*. 2017;36(2):132-40.

Uluaydin NK, Dlugosz T, Seker SS. Electromagnetic radiation exposure of multioperator co-sited urban base stations. *Turkish Journal of Electrical Engineering and Computer Sciences*. 2019;27(4):3077-87.

Usikalu MR, Rotimi SO, Achuka JA. EFFECTS OF 900 MHZ RADIOFREQUENCY RADIATION ON THE RATS' LIVER. *Jurnal Teknologi*. 2016;78(6-7):19-24.

Uskalova DV, Igolkina YV, Sarapultseva EI. Intravital Computer Morphometry on Protozoa: A Method for Monitoring of the Morphofunctional Disorders in Cells Exposed in the Cell Phone Communication Electromagnetic Field. *Bulletin of Experimental Biology and Medicine*. 2016;161(4):554-7.

Vafaei S, Motejaded F, Ebrahimzadeh-bideskan A. Protective effect of crocin on electromagnetic field-induced testicular damage and heat shock protein A2 expression in male BALB/c mice. *Iranian Journal of Basic Medical Sciences*. 2020;23(1):102-10.

Valadez-Lira JA, Medina-Chavez NO, Orozco-Flores AA, Heredia-Rojas JA, Rodriguez-de la Fuente AO, Gomez-Flores R, et al. Alterations of Immune Parameters on *Trichoplusia ni* (Lepidoptera: Noctuidae) Larvae Exposed to Extremely Low-Frequency Electromagnetic Fields. *Environmental Entomology*. 2017;46(2):376-82.



van Eeghem V, El Arfani A, Anthonoula A, Walrave L, Pourkazemi A, Bentea E, et al. SELECTIVE CHANGES IN LOCOMOTOR ACTIVITY IN MICE DUE TO LOW-INTENSITY MICROWAVES AMPLITUDE MODULATED IN THE EEG SPECTRAL DOMAIN. *Neuroscience*. 2017;359:40-8.

Van Eeghem V, El Arfani A, Arta A, Walrave L, Pourkazemi A, Bentea E, et al. Selective Changes in Locomotor Activity in Mice Due to Low-intensity Microwaves Amplitude Modulated in the EEG Spectral Domain (vol 359, pg 40, 2017). *Neuroscience*. 2018;394:316-.

Vanbergen AJ, Potts SG, Vian A, Malkemper EP, Young J, Tscheulin T. Risk to pollinators from anthropogenic electro-magnetic radiation (EMR): Evidence and knowledge gaps. *Science of the Total Environment*. 2019;695.

Velmurugan MS. Environmental and health aspects of mobile phone production and use: Suggestions for innovation and policy. *Environmental Innovation and Societal Transitions*. 2016;21:69-79.

Velmurugan MS. The energy consumption and health hazards of mobile phones. *Energy & Environment*. 2016;27(8):896-904.

Velmurugan MS. Sustainable perspectives on energy consumption, EMRF, environment, health and accident risks associated with the use of mobile phones. *Renewable & Sustainable Energy Reviews*. 2017;67:192-206.

Verma S, Keshri GK, Sharma M, Mani KV, Karmakar S, Chouhan S, et al. X-Band Microwave Radiation Induced Biological Effects in Rats Skin: Plausible Role of Heat Shock Proteins 2018. 175-7 p.

Vian A, Davies E, Gendraud M, Bonnet P. Plant Responses to High Frequency Electromagnetic Fields. *Biomed Research International*. 2016.

Vienne-Jumeau A, Tafani C, Ricard D. Environmental risk factors of primary brain tumors: A review. *Revue Neurologique*. 2019;175(10):664-78.

Vilic M, Gajger IT, Tucak P, Stambuk A, Srut M, Klobucar G, et al. Effects of short-term exposure to mobile phone radiofrequency (900 MHz) on the oxidative response and genotoxicity in honey bee larvae. *Journal of Apicultural Research*. 2017;56(4):430-8.

von Niederhausern N, Ducray A, Zielinski J, Murbach M, Mevissen M. Effects of radiofrequency electromagnetic field exposure on neuronal differentiation and mitochondrial function in SH-SY5Y cells. *Toxicology in Vitro*. 2019;61.

Vornoli A, Falcioni L, Mandrioli D, Bua L, Belpoggi F. The Contribution of In Vivo Mammalian Studies to the Knowledge of Adverse Effects of Radiofrequency Radiation on Human Health. *International Journal of Environmental Research and Public Health*. 2019;16(18).

Waldmann-Selsam C, la Puente ABD, Breunig H, Balmori A. Radiofrequency radiation injures trees around mobile phone base stations. *Science of the Total Environment*. 2016;572:554-69.

Wang CZ, Wang XY, Zhou HM, Dong GF, Guan X, Wang LF, et al. Effects of Pulsed 2.856 GHz Microwave Exposure on BM-MSCs Isolated from C57BL/6 Mice. *Plos One*. 2015;10(2).

Wang H, Tan SZ, Dong J, Zhang J, Yao BW, Xu XP, et al. iTRAQ quantitatively proteomic analysis of the hippocampus in a rat model of accumulative microwave-induced cognitive impairment. *Environmental Science and Pollution Research*. 2019;26(17):17248-60.

Wang H, Zhang J, Hu SH, Tan SZ, Zhang B, Zhou HM, et al. Real-time Microwave Exposure Induces Calcium Efflux in Primary Hippocampal Neurons and Primary Cardiomyocytes. *Biomedical and Environmental Sciences*. 2018;31(8):561-71.

Wang LF, Tian DW, Li HJ, Gao YB, Wang CZ, Zhao L, et al. Identification of a Novel Rat NR2B Subunit Gene Promoter Region Variant and Its Association with Microwave-Induced Neuron Impairment. *Molecular Neurobiology*. 2016;53(4):2100-11.

Wang XR, Tao TQ, Song DD, Mao HM, Liu M, Wang JL, et al. Calreticulin stabilizes F-actin by acetylating actin and protects microvascular endothelial cells against microwave radiation. *Life Sciences*. 2019;232.

Wang Y, Li XW, Sun LY, Feng BH, Sun WJ. Acid sphingomyelinase mediates 50-Hz magnetic field-induced EGF receptor clustering on lipid raft. *Journal of Receptors and Signal Transduction*. 2016;36(6):593-600.

Wang ZP, Wang LJ, Zheng SS, Ding ZY, Liu H, Jin W, et al. Effects of electromagnetic fields on serum lipids in workers of a power plant. *Environmental Science and Pollution Research*. 2016;23(3):2495-504.

Wdowiak A, Mazurek PA, Bojar I. LOW FREQUENCY ELECTROMAGNETIC WAVES INCREASE HUMAN SPERM MOTILITY - A PILOT STUDY REVEALING THE POTENT EFFECT OF 43 kHz RADIATION. *International Journal of Occupational Medicine and Environmental Health*. 2018;31(6):723-39.

Whungtrakulchai T, Charoenwat W, Sittiprapaporn P, Ieee. Wearable Lightweight Electroencephalographic Study on Dialing 4G Mobile Phone by LINE Application 2017. 25-8 p.

Woelders H, de Wit A, Lourens A, Stockhofe N, Engel B, Hulsegge I, et al. Study of Potential Health Effects of Electromagnetic Fields of Telephony and Wi-Fi, Using Chicken Embryo Development as Animal Model. *Bioelectromagnetics*. 2017;38(3):186-203.

Wojcik DP. Primary brain tumors and mobile cell phone usage. *Cancer Epidemiology*. 2016;44:123-4.

Xing FQ, Zhan QQ, He YD, Cui JS, He SL, Wang GY. 1800MHz Microwave Induces p53 and p53-Mediated Caspase-3 Activation Leading to Cell Apoptosis In Vitro. *Plos One*. 2016;11(9).

Xu FL, Bai QD, Zhou K, Ma L, Duan JJ, Zhuang FL, et al. Age-dependent acute interference with stem and progenitor cell proliferation in the hippocampus after exposure to 1800 MHz electromagnetic radiation. *Electromagnetic Biology and Medicine*. 2017;36(2):158-66.

Yahyazadeh A, Altunkaynak BZ. Investigation of the neuroprotective effects of thymoquinone on rat spinal cord exposed to 900 MHz electromagnetic field. *Journal of Chemical Neuroanatomy*. 2019;100.

Yashchenko SG, Rybalko SY, Shibanov SE. Influence of electromagnetic environment of mobile communication devices on incidence of cardiovascular diseases. *Russian Open Medical Journal*. 2018;7(4).

Yilmaz A, Tumkaya L, Akyildiz K, Kalkan Y, Bodur AF, Sargin F, et al. Lasting hepatotoxic effects of prenatal mobile phone exposure. *Journal of Maternal-Fetal & Neonatal Medicine*. 2017;30(11):1355-9.

Yu M, Liu Z, Jiang S. The protective effect of melatonin and *Ganoderma lucidum* against the negative effects of extremely low frequency electric and magnetic fields on pulp structure in rat teeth (vol 31, pg 979, 2017). *Biotechnology & Biotechnological Equipment*. 2018;32(5):1344-.

Yucel S, Kaplanoglu GT, Kaplanoglu I, Aral BS, Seymen CM. Chronic Mobile Phone Radiation and the Possible Protective Effect of Melatonin on Ovary. *Gazi Medical Journal*. 2017;28(3):184-90.

Yuvaci HU, Uysal S, Haltas H, Sirav B, Duvan CI, Turhan N, et al. The effect of non-ionizing radiation on the ovarian reserves of female rats. *Clinical and Experimental Obstetrics & Gynecology*. 2017;44(4):605-10.

Zaki AM, Abd Rahim MA, Zaidun Z, Ramdzan AR, Isa ZM. Exposure to Non-Ionizing Radiation and Childhood Cancer: A Meta-Analysis. *Middle East Journal of Cancer*. 2020;11(1):1-11.

Zhang D, Zhang Y, Zhu BY, Zhang H, Sun Y, Sun CX. Resveratrol may reverse the effects of long-term occupational exposure to electromagnetic fields on workers of a power plant. *Oncotarget*. 2017;8(29):47497-506.

Zhang JP, Zhang KY, Guo L, Chen QL, Gao P, Wang T, et al. Effects of 1.8 GHz Radiofrequency Fields on the Emotional Behavior and Spatial Memory of Adolescent Mice. *International Journal of Environmental Research and Public Health*. 2017;14(11).

Zhang X, Huang WJ, Chen WW. Microwaves and Alzheimer's disease. *Experimental and Therapeutic Medicine*. 2016;12(4):1969-72.

Zhang YM, Lai JS, Ruan GR, Chen C, Wang DW. Meta-analysis of extremely low frequency electromagnetic fields and cancer risk: a pooled analysis of epidemiologic studies. *Environment International*. 2016;88:36-43.

Zhang YM, Zhang Y, Yu HJ, Yang YM, Li WT, Qian ZY. Theta-gamma coupling in hippocampus during working memory deficits induced by low frequency electromagnetic field exposure. *Physiology & Behavior*. 2017;179:135-42.

Zheng Y, Tian CX, Dong L, Ma XX, Gao Y, Xiong C, et al. Extreme Low Frequency Electromagnetic Field Stimulation Induces Metaplastic-Like Effects on LTP/ LTD. *Ieee Access*. 2019;7:152919-27.

Zhi WJ, Peng RY, Li HJ, Zou Y, Yao BW, Wang CZ, et al. Microwave radiation leading to shrinkage of dendritic spines in hippocampal neurons mediated by SNK-SPAR pathway. *Brain Research*. 2018;1679:134-43.

Zhou ZE, Shan JH, Zu JY, Chen ZG, Ma WW, Li L, et al. Social behavioral testing and brain magnetic resonance imaging in chicks exposed to mobile phone radiation during development. *Bmc Neuroscience*. 2016;17.

Zhu WH, Cui Y, Feng XM, Li Y, Zhang W, Xu JJ, et al. The apoptotic effect and the plausible mechanism of microwave radiation on rat myocardial cells. *Canadian Journal of Physiology and Pharmacology*. 2016;94(8):849-57.

Zou LW, Wu XY, Tao SM, Xu HL, Xie Y, Yang YJ, et al. Mediating Effect of Sleep Quality on the Relationship Between Problematic Mobile Phone Use and Depressive Symptoms in College Students. *Frontiers in Psychiatry*. 2019;10.

Zou YF, Xia N, Zou YQ, Chen Z, Wen YF. Smartphone addiction may be associated with adolescent hypertension: a cross-sectional study among junior school students in China. *Bmc Pediatrics*. 2019;19(1).

Zradzinski P, Karpowicz J, Gryz K. Electromagnetic Energy Absorption in a Head Approaching a Radiofrequency Identification (RFID) Reader Operating at 13.56 MHz in Users of Hearing Implants Versus Non-Users. *Sensors*. 2019;19(17).

Zradzinski P, Karpowicz J, Gryz K. Modelling the Influence of the Electromagnetic Field on a User of a Bone Conduction Hearing Medical Implant. In: Korbicz J, Maniewski R, Patan K, Kowal M, editors. *Current Trends in Biomedical Engineering and Bioimages Analysis. Advances in Intelligent Systems and Computing*. 10332020. p. 245-55.

Zumel-Marne A, Castano-Vinyals G, Kundi M, Alguacil J, Cardis E. Environmental Factors and the Risk of Brain Tumours in Young People: A Systematic Review. *Neuroepidemiology*. 2019;53(3-4):121-41.

Zymantiene J, Zelvyte R, Juozaitiene V, Oberauskas V, Noreika A, Juodziukyniene N, et al. Monitoring of BALB/C strain mice health, investigation of behavior, hematological parameters under the effect of an electromagnetic field. *Medycyna Weterynaryjna-Veterinary Medicine-Science and Practice*. 2019;75(3):158-63.

### **Appendix 3 – Factor Analysis of Adverse EMF Effects Database**

#### **A3-A. Factor Themes**

A query to retrieve Medline records showing adverse health effects of wireless radiation was generated. The query was entered into the Medline search engine, and ~15,000 records were retrieved. Filtering was applied to the retrieval to remove records not associated with adverse health effects of wireless radiation, and 5311 records remained. These records did not receive the further filtering as the database in Appendix 2.

Thousands of the highest frequency MeSH terms were read, and those strongly related to adverse health effects of wireless radiation were selected. A factor analysis was performed using these terms, and a 21-factor taxonomy was generated.

The following table ([A3-1](#)) shows the categories/factors in the taxonomy, and the highest weighted (most influential in determining the factor theme) MeSH Headings associated with each category/factor. For each category, the records associated with the highest weighted MeSH Headings identified were highlighted, and the titles of those records were extracted. Following the table, each category and associated record titles are shown in order to display the breadth of coverage of the category. The categories in [Table A3-1](#) are hyperlinked to their respective titles. Because of the limitations on record filtering, most of the records show adverse health effects, but not all do. Some of the records go beyond the FCC exposure limits, and some address frequencies much lower than microwave. There is some overlap among factors, since some MeSH Headings may be influential in determining the themes of multiple factors.

Major themes from the table include cancer, breast cancer, liver cancer, skin cancer, brain cancer, leukemia, tumors, precancerous conditions, neurodegenerative diseases, cardiovascular disease, electronic implant dysfunction, cerebrovascular disorders, inflammation, oxidative stress, male infertility, electrohypersensitivity, sleep, congenital abnormalities, sensory disorders, symptoms of discomfort, eye diseases.

**Table A3-1 - Factor Analysis Taxonomy**

<b>FACTOR THEME</b>	<b>MESH HEADINGS</b>
<b><u>1</u> Electromagnetic hypersensitivity and inflammation</b>	C-Reactive Protein, Liver Diseases, Thyroid Diseases, Inflammation, Tonsillitis, Hypersensitivity
<b><u>2</u> Coronary artery disease</b>	Plaque, Atherosclerotic, Coronary Artery Disease, Diabetes Mellitus, Carotid Artery Diseases, Inflammation, Hypertension
<b><u>3A</u> Congenital abnormalities</b>	Cleft Lip, Cleft Palate, Calcification, Physiologic, Congenital Abnormalities
<b><u>3B</u> Mammary tumors</b>	Fibroadenoma, Adenoma, Mammary Neoplasms, Animal, Mammary Neoplasms, Experimental, Adenocarcinoma
<b><u>4</u> Male infertility</b>	Sperm Count, Spermatozoa, Sperm Motility, Semen, Testis, Infertility, Male, Spermatogenesis, Testosterone, Fertility
<b><u>5</u> Brain neoplasms</b>	Meningioma, Glioma, Meningeal Neoplasms, Neuroma, Acoustic, Brain Neoplasms, Glioblastoma, Neoplasms, Radiation-Induced, Neuroma, Cranial Nerve Neoplasms, Parotid Neoplasms, Central Nervous System Neoplasms
<b><u>6</u> Sensory disorders</b>	Burning Mouth Syndrome, Taste Disorders, Skin Diseases, Mouth Diseases, Dizziness, Vision Disorders, Hypersensitivity, Delayed, Fatigue
<b><u>7</u> Breast neoplasms</b>	Carcinoma, Lobular, Carcinoma, Ductal, Breast, Breast Neoplasms, Male, Adenoma
<b><u>8</u> Oxidative stress</b>	Oxidative Stress, Malondialdehyde, Glutathione Peroxidase, Lipid Peroxidation, Reactive Oxygen Species, Apoptosis, DNA Damage, Nitric Oxide, Protein Carbonylation
<b><u>9</u> Neurodegenerative diseases</b>	Parkinson Disease, Neurodegenerative Diseases, Alzheimer Disease, Amyotrophic Lateral Sclerosis, Motor Neuron Disease, Occupational Diseases, Dementia, Brain Diseases, Dementia, Vascular
<b><u>10</u> Cerebrovascular disorders</b>	Cerebrovascular Disorders, Dementia, Migraine Disorders, Tinnitus, Headache, Sleep Wake Disorders, Carotid Artery Diseases, Alzheimer Disease, Dementia, Vascular

<a href="#"><u>11</u></a> <b>Congenital abnormalities and glandular-based tumors</b>	Cleft Lip, Cleft Palate, Fibroadenoma, Adenoma, Calcification, Physiologic, Mammary Neoplasms, Animal, Mammary Neoplasms, Experimental, Adenocarcinoma
<a href="#"><u>12</u></a> <b>Skin neoplasms</b>	Carcinoma, Basal Cell, Carcinoma, Squamous Cell, Skin Neoplasms, Cocarcinogenesis, Neoplasms, Experimental, Neoplasms, Radiation-Induced, Colonic Neoplasms
<a href="#"><u>13</u></a> <b>Leukemia</b>	Leukemia, Myeloid, Acute, Leukemia, Lymphocytic, Chronic, B-Cell, Leukemia, Myelogenous, Chronic, BCR-ABL Positive, Leukemia, Myeloid, Leukemia, Multiple Myeloma, Lymphoma, Leukemia, Radiation-Induced, Acute Disease, Liver Neoplasms, Experimental, Central Nervous System Neoplasms
<a href="#"><u>14</u></a> <b>Precancerous conditions</b>	Atrophy, Precancerous Conditions, Hyperplasia, Hypersensitivity, Delayed, Thymus Gland, Capillary Permeability, Lymphoma
<a href="#"><u>15</u></a> <b>Circadian Rhythm</b>	Melatonin, Circadian Rhythm, Pineal Gland
<a href="#"><u>16</u></a> <b>Eye diseases</b>	Eye Diseases, Cataract, Vision Disorders, Sensation Disorders, Neurotic Disorders, Lens, Crystalline, Corneal Diseases, Edema, Hematologic Diseases
<a href="#"><u>17</u></a> <b>Electromagnetic interference in implanted electronic devices</b>	Tachycardia, Ventricular, Ventricular Fibrillation, Death, Sudden, Cardiac, Arrhythmias, Cardiac
<a href="#"><u>18</u></a> <b>Liver Neoplasms</b>	Liver Neoplasms, Carcinoma, Hepatocellular, Neoplasm Recurrence, Local, Lymphatic Metastasis
<a href="#"><u>19</u></a> <b>Symptoms of discomfort</b>	Headache, Dizziness, Fatigue, Depression, Anxiety, Tremor, Sleep Wake Disorders, Neurotic Disorders, Stress, Psychological, Anxiety Disorders, Nervous System Diseases
<a href="#"><u>20</u></a> <b>Neoplasms</b>	Lung Neoplasms, Ovarian Neoplasms, Pituitary Neoplasms, Lymphoma, Prostatic Neoplasms, Colonic Neoplasms, Carcinoma, Breast Neoplasms, Hematologic Neoplasms, Neoplasms, Liver Neoplasms, Cell Transformation, Neoplastic, Nervous System Neoplasms

A3-B. Factor Record Titles

## FACTOR 1

Theme – Electromagnetic hypersensitivity and inflammation

Key MeSH Headings - C-Reactive Protein, Liver Diseases, Thyroid Diseases, Inflammation, Tonsillitis, Hypersensitivity

**Titles**

915 MHz microwaves and 50 Hz magnetic field affect chromatin conformation and 53BP1 foci in human lymphocytes from hypersensitive and healthy persons.

A cognitive-behavioral treatment of patients suffering from "electric hypersensitivity". Subjective effects and reactions in a double-blind provocation study.

A systematic review of treatments for electromagnetic hypersensitivity.

Activation of TLR signalling regulates microwave radiation-mediated impairment of spermatogenesis in rat testis.

Analysis of the effect of a 60 Hz AC field on histamine release by rat peritoneal mast cells.

Are thyroid dysfunctions related to stress or microwave exposure (900 MHz)?

Bilateral symmetry of local inflammatory activation in human carotid atherosclerotic plaques.

Biological effects of low-level environmental agents.

Blood laboratory findings in patients suffering from self-perceived electromagnetic hypersensitivity (EHS).

Changes in antioxidant capacity of blood due to mutual action of electromagnetic field (1800 MHz) and opioid drug (tramadol) in animal model of persistent inflammatory state.

Changes in the chromatin structure of lymphoid cells under the influence of low-intensity extremely high-frequency electromagnetic radiation against the background of inflammatory process].

Clinical significance of tonsillar provocation test in diagnosis of tonsillar focal infection--by indirect irradiation of ultra-micro waves].

Controversies around electromagnetic fields and electromagnetic hypersensitivity. The construction of "low noise" public problems].

Decrease in the intensity of the cellular immune response and nonspecific inflammation upon exposure to extremely high frequency electromagnetic radiation].

Dependence of anti-inflammatory effects of high peak-power pulsed electromagnetic radiation of extremely high frequency on exposure parameters].



Description of persons with symptoms presumed to be caused by electricity or visual display units--oral aspects.

Development and evaluation of the electromagnetic hypersensitivity questionnaire.

Earthing: health implications of reconnecting the human body to the Earth's surface electrons.

Effect of high frequency electromagnetic wave stimulation on muscle injury in a rat model.

Effect of mobile phone use on salivary concentrations of protein, amylase, lipase, immunoglobulin A, lysozyme, lactoferrin, peroxidase and C-reactive protein of the parotid gland.

Effect of quinacrine on inflammatory reaction of blood system induced by microwave irradiation].

Effect of the pulsed electromagnetic field on the release of inflammatory mediators from adipose-derived stem cells (ADSCs) in rats.

Effects of low-intensity ultrahigh frequency electromagnetic radiation on inflammatory processes.

Effects of personalised exposure on self-rated electromagnetic hypersensitivity and sensibility - A double-blind randomised controlled trial.

Effects of RF fields emitted from smart phones on cardio-respiratory parameters: a preliminary provocation study.

Electrical hypersensitivity in humans--fact or fiction?

Electrohypersensitivity: a functional impairment due to an inaccessible environment.

Electromagnetic fields (EMF): do they play a role in children's environmental health (CEH)?

Electromagnetic fields and health outcomes.

Electromagnetic fields hypersensitivity].

Electromagnetic hypersensitivity (EHS) and subjective health complaints associated with electromagnetic fields of mobile phone communication--a literature review published between 2000 and 2004.

Electromagnetic hypersensitivity--an increasing challenge to the medical profession.

Electromagnetic hypersensitivity: biological effects of dirty electricity with emphasis on diabetes and multiple sclerosis.

Electromagnetic hypersensitivity: fact or fiction?

Epidemiology and etiology of gliomas.

Extremely low-frequency electromagnetic field exposure enhances inflammatory response and inhibits effect of antioxidant in RAW 264.7 cells.

Features of anti-inflammatory effects of modulated extremely high-frequency electromagnetic radiation.

Functional brain MRI in patients complaining of electrohypersensitivity after long term exposure to electromagnetic fields.

Heavy metal exposure in patients suffering from electromagnetic hypersensitivity.

Hsp70 is an independent stress marker among frequent users of mobile phones.

Hypersensitivity symptoms associated with exposure to cellular telephones: no causal link.

Hypersensitivity syndrome].

Hypersensitivity to electricity: working definition and additional characterization of the syndrome.

Idiopathic environmental intolerance attributed to electromagnetic fields (formerly 'electromagnetic hypersensitivity'): An updated systematic review of provocation studies.

Increased mercury release from dental amalgam restorations after exposure to electromagnetic fields as a potential hazard for hypersensitive people and pregnant women.

Induction of macrophage migration inhibitory factor precedes the onset of acute tonsillitis.

Microwaves from GSM mobile telephones affect 53BP1 and gamma-H2AX foci in human lymphocytes from hypersensitive and healthy persons.

Mobile-phone-based home exercise training program decreases systemic inflammation in COPD: a pilot study.

Physiological variables and subjective symptoms by 60 Hz magnetic field in EHS and non-EHS persons.

Prevalence of self-reported hypersensitivity to electric or magnetic fields in a population-based questionnaire survey.

Provocation of electric hypersensitivity under everyday conditions.

Provocation study of persons with perceived electrical hypersensitivity and controls using magnetic field exposure and recording of electrophysiological characteristics.

Provocation with stress and electricity of patients with "sensitivity to electricity".

Reliable disease biomarkers characterizing and identifying electrohypersensitivity and multiple chemical sensitivity as two etiopathogenic aspects of a unique pathological disorder.

Sensitivity of spiral ganglion neurons to damage caused by mobile phone electromagnetic radiation will increase in lipopolysaccharide-induced inflammation in vitro model.

Some ocular symptoms and sensations experienced by long term users of mobile phones.

The amelioration of phagocytic ability in microglial cells by curcumin through the inhibition of EMF-induced pro-inflammatory responses.

The effect of melatonin on the liver of rats exposed to microwave radiation.

The implications of non-linear biological oscillations on human electrophysiology for electrohypersensitivity (EHS) and multiple chemical sensitivity (MCS).

The microwave syndrome or electro-hypersensitivity: historical background.

The role of fatty acids in anti-inflammatory effects of low-intensity extremely high-frequency electromagnetic radiation.

The role of microwave radiometry in carotid artery disease. Diagnostic and clinical prospective.

Thermal and non-thermal health effects of low intensity non-ionizing radiation: An international perspective.

Thermal Response of In Vivo Human Skin to Fractional Radiofrequency Microneedle Device.

Use of terahertz electromagnetic radiation at nitric oxide frequencies for the correction of thyroid functional state during stress].

Wireless communication fields and non-specific symptoms of ill health: a literature review.

Women growing older with environmental sensitivities: A grounded theory model of meeting one's needs.

## FACTOR 2

Theme – Coronary artery disease

Key MeSH Headings - Plaque, Atherosclerotic, Coronary Artery Disease, Diabetes Mellitus, Carotid Artery Diseases, Inflammation, Hypertension

### **Titles**

A study on the biological effects of exposure mobile-phone frequency EMF].

A survey on diabetes mellitus in the staff of electric power system in Baotou city].

Activation of TLR signalling regulates microwave radiation-mediated impairment of spermatogenesis in rat testis.

Analysis of the effect of a 60 Hz AC field on histamine release by rat peritoneal mast cells.

Bilateral symmetry of local inflammatory activation in human carotid atherosclerotic plaques.

Blood laboratory findings in patients suffering from self-perceived electromagnetic hypersensitivity (EHS).

Cardiovascular risk in operators under radiofrequency electromagnetic radiation.

Changes in antioxidant capacity of blood due to mutual action of electromagnetic field (1800 MHz) and opioid drug (tramadol) in animal model of persistent inflammatory state.

Changes in the chromatin structure of lymphoid cells under the influence of low-intensity extremely high-frequency electromagnetic radiation against the background of inflammatory process].

Decrease in the intensity of the cellular immune response and nonspecific inflammation upon exposure to extremely high frequency electromagnetic radiation].

Dependence of anti-inflammatory effects of high peak-power pulsed electromagnetic radiation of extremely high frequency on exposure parameters].

Development of hypertension after long-term exposure to static magnetic fields among workers from a magnetic resonance imaging device manufacturing facility.

Earthing: health implications of reconnecting the human body to the Earth's surface electrons.

Effect of electromagnetic irradiation of the millimetric range on hemodynamics in patients with arterial hypertension].

Effect of high frequency electromagnetic wave stimulation on muscle injury in a rat model.

Effect of quinacrine on inflammatory reaction of blood system induced by microwave irradiation].

Effect of the pulsed electromagnetic field on the release of inflammatory mediators from adipose-derived stem cells (ADSCs) in rats.

Effects of low-intensity ultrahigh frequency electromagnetic radiation on inflammatory processes.

Electromagnetic effects on people.

Electromagnetic hypersensitivity: biological effects of dirty electricity with emphasis on diabetes and multiple sclerosis.

Epidemiological risk assessment of pathology development in occupational exposure to radiofrequency electromagnetic fields].

Evaluation of occupational risk caused by exposure to electromagnetic rays].

Evidence that dirty electricity is causing the worldwide epidemics of obesity and diabetes.

Exacerbation of hypertension and disturbances of the geomagnetic field].

Exposure to radio-frequency radiation from an aircraft radar unit.

Extremely low-frequency electromagnetic field exposure enhances inflammatory response and inhibits effect of antioxidant in RAW 264.7 cells.

Features of anti-inflammatory effects of modulated extremely high-frequency electromagnetic radiation.

Health care utilisation and attitudes towards health care in subjects reporting environmental annoyance from electricity and chemicals.

Mobile-phone-based home exercise training program decreases systemic inflammation in COPD: a pilot study.

Psychological symptoms and intermittent hypertension following acute microwave exposure.

Radiofrequency Scanning for Retained Surgical Items Can Cause Electromagnetic Interference and Pacing Inhibition if an Asynchronous Pacing Mode Is Not Applied.

Reliable disease biomarkers characterizing and identifying electrohypersensitivity and multiple chemical sensitivity as two etiopathogenic aspects of a unique pathological disorder.

Role of ultrasonic dopplerography in monitoring the effectiveness of treatment of patients who have sustained a stroke with decimeter-range electromagnetic waves].

Sensitivity of spiral ganglion neurons to damage caused by mobile phone electromagnetic radiation will increase in lipopolysaccharide-induced inflammation in vitro model.

Some ocular symptoms and sensations experienced by long term users of mobile phones.

The amelioration of phagocytic ability in microglial cells by curcumin through the inhibition of EMF-induced pro-inflammatory responses.

The heliogeophysical aspects of circumpolar health.

The role of fatty acids in anti-inflammatory effects of low-intensity extremely high-frequency electromagnetic radiation.

The role of microwave radiometry in carotid artery disease. Diagnostic and clinical prospective.

Thermal Response of In Vivo Human Skin to Fractional Radiofrequency Microneedle Device.

## FACTOR 3A

Theme – Congenital abnormalities

Key MeSH Headings - Cleft Lip, Cleft Palate, Calcification, Physiologic, Congenital Abnormalities

### **Titles**

A confirmation study of Russian and Ukrainian data on effects of 2450 MHz microwave exposure on immunological processes and teratology in rats.

Adverse human reproductive outcomes and electromagnetic fields: a brief summary of the epidemiologic literature.

Age diseases depending on geomagnetic field activity inside the womb period].

Alternative functional relationships between ELF field exposure and possible health effects: report on an expert workshop.

An evaluation of the mutagenic, carcinogenic and teratogenic potential of microwaves.

An international project to confirm Soviet-era results on immunological and teratological effects of RF field exposure in Wistar rats and comments on Grigoriev et al. [2010].

Anesthesia as an effective agent against the production of congenital anomalies in mouse fetuses exposed to electromagnetic radiation.

Are microwaves a co-teratogen? Experimental model concept and its verification].

Case-control study on maternal residential proximity to high voltage power lines and congenital anomalies in France.

Chick embryo development can be irreversibly altered by early exposure to weak extremely-low-frequency magnetic fields.

Clinical teratology.

Congenital anomalies in the offspring of rats after exposure of the testis to an electrostatic field.

Contribution of physical factors to the complex anthropogenic load in an industrial town].

Development of chicken embryos in a pulsed magnetic field.

Development of preincubated chicken eggs following exposure to 50 Hz electromagnetic fields with 1.33-7.32 mT flux densities.

Developmental changes in *Drosophila melanogaster* following exposure to alternating electromagnetic fields.

Developmental toxicity interactions of salicylic acid and radiofrequency radiation or 2-methoxyethanol in rats.

Effects of 2.45 GHz CW microwave radiation on embryofetal development in mice.

Effects of gestational exposure to 1.95-GHz W-CDMA signals for IMT-2000 cellular phones: Lack of embryotoxicity and teratogenicity in rats.

Effects of noise and electromagnetic fields on reproductive outcomes.

Electromagnetic poles and reproduction].

EMF and health.

Epidemiological studies of work with video display terminals and adverse pregnancy outcomes (1984-1992).

Evaluation of the developmental toxicity of 60 Hz magnetic fields and harmonic frequencies in Sprague-Dawley rats.

Interaction of static and extremely low frequency electric and magnetic fields with living systems: health effects and research needs.

Joint actions of environmental nonionizing electromagnetic fields and chemical pollution in cancer promotion.

Maternal exposure to magnetic fields from high-voltage power lines and the risk of birth defects.

Maternal proximity to extremely low frequency electromagnetic fields and risk of birth defects.

Mouse early embryos obtained by natural breeding or in vitro fertilization display a differential sensitivity to extremely low-frequency electromagnetic fields.

Mutagenic, carcinogenic and teratogenic effects induced by radiofrequency electromagnetic field of mobile phone].

Neural and behavioral teratological evaluation of rats exposed to ultra-wideband electromagnetic fields.

Paternal work in the power industry: effects on children at delivery.

Possible effects of electric blankets and heated waterbeds on fetal development.

Prospective study of pregnancy outcomes after parental cell phone exposure: the Norwegian Mother and Child Cohort Study.

Pulsed magnetic field from video display terminals enhances teratogenic effects of cytosine arabinoside in mice.

Recent advances in research on radiofrequency fields and health.

Reproductive and teratologic effects of electromagnetic fields.

Risk of birth defects by parental occupational exposure to 50 Hz electromagnetic fields: a population based study.



Search for teratogenic risks with the aid of malformation registries.

Some effects of exposure of the Japanese quail embryo to 2.45-GHz microwave radiation.

Teratogenic effects of sinusoidal extremely low frequency electromagnetic fields on morphology of 24 hr chick embryos.

Teratology, survival, and reversal learning after fetal irradiation of mice by 2450-MHz microwave energy.

The effects of ionizing radiation, microwaves, and ultrasound on the developing embryo: clinical interpretations and applications of the data.

The influence of electromagnetic radiation generated by a mobile phone on the skeletal system of rats.

VDT pulse magnetic field enhances teratogenic effect of ara-c in mice].

Video display terminal use during pregnancy and reproductive outcome--a meta-analysis.

Video display terminals: risk of electromagnetic radiation.

## FACTOR 3B

Theme – Mammary tumors

Key MeSH Headings - Fibroadenoma, Adenoma, Mammary Neoplasms, Animal, Mammary Neoplasms, Experimental, Adenocarcinoma

### **Titles**

A histopathological study on alterations in DMBA-induced mammary carcinogenesis in rats with 50 Hz, 100  $\mu$ T magnetic field exposure.

Acceleration of mammary tumorigenesis by exposure of 7,12-dimethylbenz[a]anthracene-treated female rats in a 50-Hz, 100-microT magnetic field: replication study.

Bioelectromagnetic field effects on cancer cells and mice tumors.

Chronic toxicity/oncogenicity evaluation of 60 Hz (power frequency) magnetic fields in B6C3F1 mice.

Chronic toxicity/oncogenicity evaluation of 60 Hz (power frequency) magnetic fields in F344/N rats.

Chronic, low-level (1.0 W/kg) exposure of mice prone to mammary cancer to 2450 MHz microwaves.

Do cocarcinogenic effects of ELF electromagnetic fields require repeated long-term interaction with carcinogens? Characteristics of positive studies using the DMBA breast cancer model in rats.

Effect of 13 week magnetic field exposures on DMBA-initiated mammary gland carcinomas in female Sprague-Dawley rats.

Effect of 26 week magnetic field exposures in a DMBA initiation-promotion mammary gland model in Sprague-Dawley rats.

Effect of a 9 mT pulsed magnetic field on C3H/Bi female mice with mammary carcinoma. A comparison between the 12 Hz and the 460 Hz frequencies.

Effects of 50- or 60-hertz, 100 microT magnetic field exposure in the DMBA mammary cancer model in Sprague-Dawley rats: possible explanations for different results from two laboratories.

Effects of 900 MHz GSM wireless communication signals on DMBA-induced mammary tumors in rats.

Effects of GSM-900 microwaves on DMBA-induced mammary gland tumors in female Sprague-Dawley rats.

Effects of magnetic fields on mammary tumor development induced by 7,12-dimethylbenz(a)anthracene in rats.

Effects of mobile-phone microwave on dimethylbenz (a) anthracene induced mammary carcinoma development in rats].

Effects of weak alternating magnetic fields on nocturnal melatonin production and mammary carcinogenesis in rats.

Evaluation of health risks caused by radio frequency accelerated carcinogenesis: the importance of processes driven by the calcium ion signal.

Evaluation of the potential carcinogenicity of 60 Hz linear sinusoidal continuous-wave magnetic fields in Fischer F344 rats.

Low-frequency electromagnetic radiation enhances the induction of rat mammary tumors by nitrosomethyl urea.

Magnetic fields and mammary cancer in rodents: a critical review and evaluation of published literature.

Male breast tumors in railway engine drivers: investigation of 5 cases].

Microwave absorption by normal and tumor cells.

Modifying effect of light and electromagnetic field on development of mammary tumors induced by N-nitrosomethyl urea in female rats].

Non dietetic environmental risk factors in prostate cancer].

Occupational exposure to magnetic fields in relation to male breast cancer and testicular cancer: a Swedish case-control study.

On the role of the interactions of ions with external magnetic fields in physiologic processes and their importance in chronobiology.

Repeated exposure of C3H/HeJ mice to ultra-wideband electromagnetic pulses: lack of effects on mammary tumors.

Significant differences in the effects of magnetic field exposure on 7,12-dimethylbenz(a)anthracene-induced mammary carcinogenesis in two substrains of Sprague-Dawley rats.

Study on potential effects of "902-MHz GSM-type Wireless Communication Signals" on DMBA-induced mammary tumours in Sprague-Dawley rats.

The effect of low-frequency electromagnetic fields on the development of experimental mammary tumors].

Transferrin receptors and natural killer cell lysis. A study using Colo 205 cells exposed to 60 Hz electromagnetic fields.

## FACTOR 4

Theme – Male infertility

Key MeSH Headings - Sperm Count, Spermatozoa, Sperm Motility, Semen, Testis, Infertility, Male, Spermatogenesis, Testosterone, Fertility

### **Titles**

1800 MHz mobile phone irradiation induced oxidative and nitrosative stress leads to p53 dependent Bax mediated testicular apoptosis in mice, *Mus musculus*.

1950MHz Radio Frequency Electromagnetic Radiation Inhibits Testosterone Secretion of Mouse Leydig Cells.

2.45 GHz microwave radiation induced oxidative and nitrosative stress mediated testicular apoptosis: Involvement of a p53 dependent bax-caspase-3 mediated pathway.

2.45-GHz microwave irradiation adversely affects reproductive function in male mouse, *Mus musculus* by inducing oxidative and nitrosative stress.

900 MHz pulse-modulated radiofrequency radiation induces oxidative stress on heart, lung, testis and liver tissues.

A 50-Hz electromagnetic field impairs sleep.

Abnormal physical architecture of the lipophilic domains of human sperm membrane in oligospermia: a logical cause for low fertility profiles.

Action of UHF microwaves on the germ and somatic cells of mammals].

Activation of TLR signalling regulates microwave radiation-mediated impairment of spermatogenesis in rat testis.

Acute, whole-body microwave exposure and testicular function of rats.

Adolescent in-school cellphone habits: a census of rules, survey of their effectiveness, and fertility implications.

Alternating magnetic field damages the reproductive function of murine testes].

An evaluation of the effects of long-term cell phone use on the testes via light and electron microscope analysis.

An ultrastructural analysis of the testes in mice subjected to long-term exposure to a 17-kHz electrical field].

Analysis of Gene Expression in Mice Testes Exposed to 1.765 GHz Microwave in Utero.

Are men talking their reproductive health away?

Association between mobile phone use and semen quality: a systemic review and meta-analysis.

Biologic effects of prolonged exposure to ELF electromagnetic fields in rats: II. 50 Hz magnetic fields.

Biological and morphological effects on the reproductive organ of rats after exposure to electromagnetic field.

Biological effects of non-ionizing electromagnetic fields: Two sides of a coin.

Biophysical evaluation of radiofrequency electromagnetic field effects on male reproductive pattern.

Cell phones and male infertility: a review of recent innovations in technology and consequences.

Cell phones and male infertility: dissecting the relationship.

Cell phones: modern man's nemesis?

Cellphone electromagnetic radiation damages the testicular ultrastructure of male rats].

Challenging cell phone impact on reproduction: a review.

Changes of rat testicular germ cell apoptosis after high power microwave radiation].

Chronotoxicity of 1800 MHz microwave radiation on sex hormones and spermatogenesis in male mice].

Combined effects of traffic and electromagnetic fields on the immune system of fertile atopic women.

Combined effects of varicocele and cell phones on semen and hormonal parameters.

Comparative effectiveness of different tests to determine the mutagenicity of certain factors in mammals. II. Frequency of anomalous sperm head in mice exposed to different factors].

Comparison of native and microwave irradiated DNA.

Congenital anomalies in the offspring of rats after exposure of the testis to an electrostatic field.

Cytogenetic effects of microwave irradiation on male germ cells of the mouse.

Cytokines produced by microwave-radiated Sertoli cells interfere with spermatogenesis in rat testis.

DNA damage, cell kinetics and ODC activities studied in CBA mice exposed to electromagnetic fields generated by transmission lines.

Does exposure to computers affect the routine parameters of semen quality?

Does prolonged radiofrequency radiation emitted from Wi-Fi devices induce DNA damage in various tissues of rats?

Does static electric field from ultra-high voltage direct-current transmission lines affect male reproductive capacity? Evidence from a laboratory study on male mice.

Dominant lethal studies in male mice after exposure to 2.45 GHz microwave radiation.

Dominant lethal studies in male mice after exposure to a 50 Hz magnetic field.

Dominant lethal studies in male mice after exposure to a 50-Hz electric field.

Dosimetry for a study of effects of 2.45-GHz microwaves on mouse testis.

Effect of 2.45 GHz microwave radiation on the fertility pattern in male mice.

Effect of 2450 MHz microwaves on the fertility of Swiss female mice].

Effect of cell phone usage on semen analysis in men attending infertility clinic: an observational study.

Effect of discontinuous short-wave electromagnetic field irradiation on the state of the endocrine glands].

Effect of electromagnetic irradiation produced by 3G mobile phone on male rat reproductive system in a simulated scenario.

Effect of Electromagnetic Waves from Mobile Phones on Spermatogenesis in the Era of 4G-LTE.

Effect of Guilingji Capsule on the fertility, liver functions, and serum LDH of male SD rats exposed by 900 mhz cell phone].

Effect of long-term exposure of 2.4 GHz radiofrequency radiation emitted from Wi-Fi equipment on testes functions.

Effect of low power microwave on the mouse genome: a direct DNA analysis.

Effect of low-intensity extremely high frequency radiation on reproductive function in wistar rats.

Effect of mobile telephones on sperm quality: a systematic review and meta-analysis.

Effect of Modified Wuzi Yanzong Pill () on Tip60-Mediated Apoptosis in Testis of Male Rats after Microwave Radiation.

Effect of rosmarinic acid on sertoli cells apoptosis and serum antioxidant levels in rats after exposure to electromagnetic fields.

Effect of whole-body 1800MHz GSM-like microwave exposure on testicular steroidogenesis and histology in mice.

Effects of 1800-MHz radiofrequency fields on circadian rhythm of plasma melatonin and testosterone in male rats.

Effects of 2.45 GHz CW microwave radiation on embryofetal development in mice.

Effects of 2.45 GHz microwave radiation and heat on mouse spermatogenic epithelium.

Effects of 2.45 GHz microwaves on meiotic chromosomes of male CBA/CAY mice.

Effects of 60 Hz electromagnetic field exposure on testicular germ cell apoptosis in mice.

Effects of a unique electromagnetic field system on the fertility of rats.

Effects of cellular phone emissions on sperm motility in rats.

Effects of electromagnetic fields exposure on plasma hormonal and inflammatory pathway biomarkers in male workers of a power plant.

Effects of electromagnetic fields on fecundity in the chicken.

Effects of electromagnetic fields on the reproductive success of American kestrels.

Effects of electromagnetic pulses on apoptosis and TGF-beta3 expression of mouse testis tissue].

Effects of electromagnetic radiation from a cellular phone on human sperm motility: an in vitro study.

Effects of electromagnetic radiation on morphology and TGF-beta3 expression in mouse testicular tissue.

Effects of electromagnetic waves emitted from 3G+wi-fi modems on human semen analysis.

Effects of exposure to a mobile phone on sexual behavior in adult male rabbit: an observational study.

Effects of exposure to a mobile phone on testicular function and structure in adult rabbit.

Effects of exposure to electromagnetic field (1.8/0.9 GHz) on testicular function and structure in growing rats.

Effects of extremely low-frequency electromagnetic fields (ELF-EMF) exposure on B6C3F1 mice.

Effects of GSM-like radiofrequency irradiation during the oogenesis and spermiogenesis of *Xenopus laevis*.

Effects of high power microwave on the expressions of Bcl-2 and C-myc proteins in the rat testis].

Effects of microwaves (950 MHZ mobile phone) on morphometric and apoptotic changes of rabbit epididymis.

Effects of mobile phone radiation on serum testosterone in Wistar albino rats.

Effects of radiofrequency electromagnetic fields (UMTS) on reproduction and development of mice: a multi-generation study.

Effects of radiofrequency electromagnetic fields on mammalian spermatogenesis].

Effects of radiofrequency electromagnetic wave exposure from cellular phones on the reproductive pattern in male Wistar rats.

Effects of radiofrequency electromagnetic waves (RF-EMW) from cellular phones on human ejaculated semen: an in vitro pilot study.

Effects of the exposure to mobile phones on male reproduction: a review of the literature.

Effects of whole-body 50-Hz magnetic field exposure on mouse Leydig cells.

Effects on rat testis of 1.95-GHz W-CDMA for IMT-2000 cellular phones.

Electric power, pineal function, and the risk of breast cancer.

Electromagnetic radiation at 900 MHz induces sperm apoptosis through bcl-2, bax and caspase-3 signaling pathways in rats.

Environmental risk factors in the history of male patients of an infertility clinic.

Evaluation of changes in electrophysiological and hormonal parameters in rabbits resulting from short-term low-intensity ultra-high-frequency irradiation].

Evaluation of testicular degeneration induced by low-frequency electromagnetic fields.

Evaluation of the effect of using mobile phones on male fertility.

Evidence for mobile phone radiation exposure effects on reproductive pattern of male rats: role of ROS.

Examination of electric field effects on tissues by using back propagation neural network.

Exercise testing in the evaluation of human responses to powerline frequency fields.

Experimental research on the biological action of the pulse-modulated microwave radiation created by shipboard radar stations].

Exposure to a 900 MHz electromagnetic field for 1 hour a day over 30 days does change the histopathology and biochemistry of the rat testis.

Exposure to magnetic fields and the risk of poor sperm quality.

Exposure to non-ionizing electromagnetic radiation of public risk prevention instruments threatens the quality of spermatozooids.

Extremely low frequency electromagnetic field exposure affects fertilization outcome in swine animal model.

Extremely low-frequency magnetic fields can impair spermatogenesis recovery after reversible testicular damage induced by heat.

Flow cytometric analysis of the effects of 50 Hz magnetic fields on mouse spermatogenesis].



Germ cell degeneration in normal and microwave-irradiated rats: potential sperm production rates at different developmental steps in spermatogenesis.

Growing concern over the safety of using mobile phones and male fertility.

Habits of cell phone usage and sperm quality - does it warrant attention?

Health problems among workers of iron welding machines: an effect of electromagnetic fields.

Histological and cytological examination of rat reproductive tissue after short-time intermittent radiofrequency exposure.

How does long term exposure to base stations and mobile phones affect human hormone profiles?

Human disease resulting from exposure to electromagnetic fields.

Hygienic standardization of electromagnetic radiation from two-channel meteorological radar stations].

Hypospermatogenesis and spermatozoa maturation arrest in rats induced by mobile phone radiation.

Immunohistopathologic demonstration of deleterious effects on growing rat testes of radiofrequency waves emitted from conventional Wi-Fi devices.

Immunomorphologic changes in the testes upon exposure to a microwave electromagnetic field].

Impact of 2.45 GHz microwave radiation on the testicular inflammatory pathway biomarkers in young rats: The role of gallic acid.

Impact of cell phone radiation on male reproduction].

Impact of cell phone use on men's semen parameters.

Impact of microwave at X-band in the aetiology of male infertility.

Impact of mobile phone radiation on the quality and DNA methylation of human sperm in vitro].

Impact of radio frequency electromagnetic radiation on DNA integrity in the male germline.

In vitro effect of pulsed 900 MHz GSM radiation on mitochondrial membrane potential and motility of human spermatozoa.

In vitro effects of radiofrequency electromagnetic waves on bovine spermatozoa motility.

In vitro fertilization of mouse ova by spermatozoa exposed isothermally to radio-frequency radiation.

Influence of a 50 hz extra low frequency electromagnetic field on spermatozoa motility and fertilization rates in rabbits.

Influence of electromagnetic fields emitted by GSM-900 cellular telephones on the circadian patterns of gonadal, adrenal and pituitary hormones in men.

Influence of electromagnetic fields on reproductive system of male rats.

Influence of in vitro microwave radiation on the fertilizing capacity of turkey sperm.

Influence of microwave exposure on fertility of male rats.

Influence of radiofrequency-electromagnetic waves from 3rd-generation cellular phones on fertilization and embryo development in mice.

Inhibition by Egb761 of the effect of cellphone radiation on the male reproductive system.

Inhibitory effects of low doses of melatonin on induction of preneoplastic liver lesions in a medium-term liver bioassay in F344 rats: relation to the influence of electromagnetic near field exposure.

Interaction of microwave radiation with turkey sperm.

Is there a relationship between cell phone use and semen quality?

Long-term effects of 900 MHz radiofrequency radiation emitted from mobile phone on testicular tissue and epididymal semen quality.

Long-term exposure of male and female mice to 50 Hz magnetic field: effects on fertility.

Long-term exposure to low intensity microwave radiation affects male reproductivity].

Long-term microwave radiation affects male reproduction in rats].

Low frequency electromagnetic waves increase human sperm motility - A pilot study revealing the potent effect of 43 kHz radiation.

Mechanisms of biological effects of radiofrequency electromagnetic fields: an overview.

Melatonin attenuates radiofrequency radiation (900 MHz)-induced oxidative stress, DNA damage and cell cycle arrest in germ cells of male Swiss albino mice.

Metabolic and ultrastructural adaptation mechanisms during the primary prophylactic action of low-intensity electromagnetic radiation under normal and radiation conditions].

Microwave emissions from police radar.

Microwave exposure affecting reproductive system in male rats.

Microwave radiation decreases the expressions of occludin and JAM-1 in rats].

Mobile phone radiation induces reactive oxygen species production and DNA damage in human spermatozoa in vitro.

Mobile phone usage and male infertility in Wistar rats.

Morinda officinalis how extract improves microwave-induced reproductive impairment in male rats].

Multigeneration reproductive toxicity assessment of 60-Hz magnetic fields using a continuous breeding protocol in rats.

Occupational exposures obtained by questionnaire in clinical practice and their association with semen quality.

Occupational hazards for the male reproductive system.

Occupational influences on male fertility and sexuality. I.

Oxidative effects of extremely low frequency magnetic field and radio frequency radiation on testes tissues of diabetic and healthy rats.

Oxidative stress-mediated alterations on sperm parameters in male Wistar rats exposed to 3G mobile phone radiation.

PARAMETERS OF SPERMATOGENESIS IN MEN EXPOSED TO DIFFICULT ENVIRONMENTS].

Pathological study of testicular injury induced by high power microwave radiation in rats].

Poly ADP ribosylation as a possible mechanism of microwave--biointeraction.

Prospective study of pregnancy outcomes after parental cell phone exposure: the Norwegian Mother and Child Cohort Study.

Protective effect of Liuweidihuang Pills against cellphone electromagnetic radiation-induced histomorphological abnormality, oxidative injury, and cell apoptosis in rat testes].

Protective effects of luteolin on rat testis following exposure to 900 MHz electromagnetic field.

Proteomic analysis of continuous 900-MHz radiofrequency electromagnetic field exposure in testicular tissue: a rat model of human cell phone exposure.

Pulsed or continuous electromagnetic field induce p53/p21-mediated apoptotic signaling pathway in mouse spermatogenic cells in vitro and thus may affect male fertility.

Quantitative changes in testicular structure and function in rat exposed to mobile phone radiation.

Radar radiation damages sperm quality].

Radiations and male fertility.

Radio frequency electromagnetic radiation (RF-EMR) from GSM (0.9/1.8GHz) mobile phones induces oxidative stress and reduces sperm motility in rats.

Radiofrequency electromagnetic fields; male infertility and sex ratio of offspring.

Radiofrequency electromagnetic radiation from cell phone causes defective testicular function in male Wistar rats.

Radiofrequency radiation (900 MHz)-induced DNA damage and cell cycle arrest in testicular germ cells in swiss albino mice.

Rat fertility and embryo fetal development: influence of exposure to the Wi-Fi signal.

Reaction of Reproductive System and Epididymal Spermatozoa .of Rats to Electromagnetic Radiation from Mobile Phone (1745 MHz) of Various Duration].

Recent reports of Wi-Fi and mobile phone-induced radiation on oxidative stress and reproductive signaling pathways in females and males.

Reproduction in male Japanese quail exposed to microwave radiation during embryogeny.

Reproductive hazards among workers at high voltage substations.

Response of *Caenorhabditis elegans* to wireless devices radiation exposure.

Response of the seminiferous epithelium of the mouse exposed to low dose high energy (HZE) and electromagnetic radiation.

Scientometric study of the effects of exposure to non-ionizing electromagnetic fields on fertility: A contribution to understanding the reasons of partial failure.

Self-reported mobile phone use and semen parameters among men from a fertility clinic.

Semen analysis of military personnel associated with military duty assignments.

Sperm count and sperm abnormality in male mice after exposure to 2.45 GHz microwave radiation.

State of the reproductive system in male rats of 1st generation obtained from irradiated parents and exposed to electromagnetic radiation (897 MHz) during embryogenesis and postnatal development].

Status quo of the researches on the biological effect of electromagnetic radiation on the testis and epididymal sperm].

Structural and ultrastructural study of rat testes influenced by electromagnetic radiation.

Studies of the induction of dominant lethals and translocations in male mice after chronic exposure to microwave radiation.

Studies of the teratogenic potential of exposure of rats to 6000-MHz microwave radiation. II. Postnatal psychophysiologic evaluations.

Study of bioeffects of ship-borne microwave navigation radar in chronic experiments].

Testicular apoptosis and histopathological changes induced by a 2.45 GHz electromagnetic field.

Testicular development evaluation in rats exposed to 60 Hz and 1 mT electromagnetic field.

Testicular function of rats following exposure to microwave radiation.

Tests of mutagenesis and reproduction in male rats exposed to 2,450-MHz (CW) microwaves.

The biological effects of radiofrequency radiation: a critical review and recommendations.

The combined action of drinking mineral water and low-intensity electromagnetic radiation under the immobilization stress conditions (an experimental study)].

The effect of acute far field exposure at 2.45 GHz on the mouse testis.

The effect of alternating electric field of industrial frequency on testicles of white mice].

The effect of low-intensity prolonged impulse electromagnetic irradiation in the UHF range on the testes and the appendages of the testis in rats].

The effect of male occupational exposure in infertile couples in Norway.

The effect of prenatal exposure to 900-MHz electromagnetic field on the 21-old-day rat testicle.

The effect of pulsed 900-MHz GSM mobile phone radiation on the acrosome reaction, head morphometry and zona binding of human spermatozoa.

The effects of an electromagnetic field on the boundary tissue of the seminiferous tubules of the rat: A light and transmission electron microscope study.

The effects of electromagnetic waves emitted by the cell phones on the testicular tissue.

The effects of extremely low frequency electromagnetic field exposure on the pH of the adult male semen and the motricity parameters of spermatozoa in vitro].

The Effects of Melatonin on Oxidative Stress Parameters and DNA Fragmentation in Testicular Tissue of Rats Exposed to Microwave Radiation.

The effects of radiofrequency electromagnetic radiation on sperm function.

The effects of simultaneous combined exposure to CDMA and WCDMA electromagnetic fields on rat testicular function.

The genomic effects of cell phone exposure on the reproductive system.

The influence of electromagnetic radiation of industrial frequency on *Daphnia magna* (Straus)].

The influence of ultrasound and constant magnetic field on gametes, zygotes, and embryos of the sea urchin].

The interaction of changes in the genitalia in the pathogenesis of sterility in men].

The mobile phone decreases fructose but not citrate in rabbit semen: a longitudinal study.

The semen quality of the mobile phone users.

The specific features of the development of metabolic and regenerative processes under the action of low-intensity electromagnetic radiation in radiation exposure conditions (an experimental study)].

The therapeutic effect of a pulsed electromagnetic field on the reproductive patterns of male Wistar rats exposed to a 2.45-GHz microwave field.

The use of FDTD in establishing in vitro experimentation conditions representative of lifelike cell phone radiation on the spermatozoa.

Therapeutic approaches of melatonin in microwave radiations-induced oxidative stress-mediated toxicity on male fertility pattern of Wistar rats.

Whole-body microwave exposure emitted by cellular phones and testicular function of rats.

Wi-Fi (2.45 GHz)- and mobile phone (900 and 1800 MHz)-induced risks on oxidative stress and elements in kidney and testis of rats during pregnancy and the development of offspring.

## FACTOR 5

Theme – Brain neoplasms

Key MeSH Headings - Meningioma, Glioma, Meningeal Neoplasms, Neuroma, Acoustic, Brain Neoplasms, Glioblastoma, Neoplasms, Radiation-Induced, Neuroma, Cranial Nerve Neoplasms, Parotid Neoplasms, Central Nervous System Neoplasms

### **Titles**

50-Hz electromagnetic environment and the incidence of childhood tumors in Stockholm County.

A Bayesian approach to hazard identification. The case of electromagnetic fields and cancer.

A case-case study of mobile phone use and acoustic neuroma risk in Japan.

A cerebral primitive neuroectodermal tumor in a squirrel monkey (*Saimiri sciureus*).

A literature review of medical side effects from radio-frequency energy in the human environment: involving cancer, tumors, and problems of the central nervous system.

A pooled analysis of extremely low-frequency magnetic fields and childhood brain tumors.

A population-based case-control study of radiofrequency exposure in relation to childhood neoplasm.

A review of in vitro studies: low-frequency electromagnetic fields.

A three-dimensional point process model for the spatial distribution of disease occurrence in relation to an exposure source.

Acoustic neuroma risk in relation to mobile telephone use: results of the INTERPHONE international case-control study.

Adult glioma in relation to residential power frequency electromagnetic field exposures in the San Francisco Bay area.

Adult mortality from leukemia, brain cancer, amyotrophic lateral sclerosis and magnetic fields from power lines: a case-control study in Brazil.

Alternative functional relationships between ELF field exposure and possible health effects: report on an expert workshop.

An epidemiological review of mobile telephones and cancer.

An international prospective cohort study of mobile phone users and health (Cosmos): design considerations and enrolment.

Analyses of temporal and spatial patterns of glioblastoma multiforme and other brain cancer subtypes in relation to mobile phones using synthetic counterfactuals.

Analysis of ear side of mobile phone use in the general population of Japan.

Analysis of gene expression in two human-derived cell lines exposed in vitro to a 1.9 GHz pulse-modulated radiofrequency field.

Analysis of mobile phone use among young patients with brain tumors in Japan.

Anthropogenic Radio-Frequency Electromagnetic Fields Elicit Neuropathic Pain in an Amputation Model.

Application criteria of the precautionary principle].

Assessing the potential carcinogenic activity of magnetic fields using animal models.

Assessment of cellular telephone and other radio frequency exposure for epidemiologic research.

Association between number of cell phone contracts and brain tumor incidence in nineteen U.S. States.

Association between radiation from mobile phones and tumour risk in adults].

Association between vestibular schwannomas and mobile phone use.

Association of childhood cancer with residential traffic density.

Berkson error adjustment and other exposure surrogates in occupational case-control studies, with application to the Canadian INTEROCC study.

Bioeffects of electromagnetic fields--safety limits of each frequency band, especially less than radio one].

Biological effects from electromagnetic field exposure and public exposure standards.

Biological effects of amplitude-modulated radiofrequency radiation.

Biological effects of electromagnetic fields and radiation.

Biological effects of extremely low-frequency electromagnetic fields: in vivo studies.

Biological effects on human health due to radiofrequency/microwave exposure: a synopsis of cohort studies.

Biological indicators in response to radiofrequency/microwave exposure.

Biological interactions and potential health effects of extremely-low-frequency magnetic fields from power lines and other common sources.

Biological responses to electromagnetic fields.

Biomarkers of induced electromagnetic field and cancer.

Biophysical estimation of the environmental importance of electromagnetic fields.

Biophysical mechanisms of electromagnetic fields interaction and health effects].



Brain cancer and occupational exposure to magnetic fields among men: results from a Canadian population-based case-control study.

Brain cancer incidence trends in relation to cellular telephone use in the United States.

Brain cancer risk and electromagnetic fields (EMFs): assessing the geomagnetic component.

Brain tumor risk in children in relation to use of electric blankets and water bed heaters. Results from the United States West Coast Childhood Brain Tumor Study.

Brain tumor risk in offspring of men occupationally exposed to electric and magnetic fields.

Calcium protects differentiating neuroblastoma cells during 50 Hz electromagnetic radiation.

Cancer in radar technicians exposed to radiofrequency/microwave radiation: sentinel episodes.

Cancer incidence among welders: possible effects of exposure to extremely low frequency electromagnetic radiation (ELF) and to welding fumes.

Cancer incidence and magnetic field exposure in industries using resistance welding in Sweden.

Cancer incidence and mortality and proximity to TV towers.

Cancer incidence vs. FM radio transmitter density.

Cancer morbidity in subjects occupationally exposed to high frequency (radiofrequency and microwave) electromagnetic radiation.

Cancer risks related to low-level RF/MW exposures, including cell phones.

Carcinogenic risk of extremely-low-frequency electromagnetic fields: state of the art].

Carcinogenicity study of 217 Hz pulsed 900 MHz electromagnetic fields in Pim1 transgenic mice.

Carcinogenicity study of GSM and DCS wireless communication signals in B6C3F1 mice.

Carcinogenicity test of 50 Hz sinusoidal magnetic fields in rats.

Case-control study of childhood cancer and exposure to 60-Hz magnetic fields.

Case-control study of the association between malignant brain tumours diagnosed between 2007 and 2009 and mobile and cordless phone use.

Case-control study on occupational exposure to extremely low-frequency electromagnetic fields and glioma risk.

Case-Control Study on Occupational Exposure to Extremely Low-Frequency Electromagnetic Fields and the Association with Meningioma.

Case-control study on the use of cellular and cordless phones and the risk for malignant brain tumours.

Case-control study on uveal melanoma (RIFA): rationale and design.

Cell phone radiation exposure on brain and associated biological systems.

Cell phone use and acoustic neuroma: the need for standardized questionnaires and access to industry data.

Cell phone use and risk of thyroid cancer: a population-based case-control study in Connecticut.

Cell phones and brain tumors: a review including the long-term epidemiologic data.

Cell phones and cancer: what is the evidence for a connection?

Cell phones and children: follow the precautionary road.

Cell Phones and Risk of brain and acoustic nerve tumours: the French INTERPHONE case-control study].

Cell phones: health risks and prevention].

Cellular and cordless telephone use and the association with brain tumors in different age groups.

Cellular and cordless telephones and the risk for brain tumours.

Cellular phone use and brain tumor: a meta-analysis.

Cellular phone use and risk of benign and malignant parotid gland tumors--a nationwide case-control study.

Cellular phones and risk of brain tumors.

Cellular phones and their hazards: the current evidence.

Cellular phones, cordless phones, and the risks of glioma and meningioma (Interphone Study Group, Germany).

Cellular telephone use and risk of intratemporal facial nerve tumor.

Cellular telephone use and time trends for brain, head and neck tumours.

Cellular telephones and risk for brain tumors: a population-based, incident case-control study.

Cellular-telephone use and brain tumors.

Changes in brain glioma incidence and laterality correlates with use of mobile phones--a nationwide population based study in Israel.

Childhood brain tumors and residential electromagnetic fields (EMF).

Childhood brain tumour risk and its association with wireless phones: a commentary.

Childhood brain tumours and use of mobile phones: comparison of a case-control study with incidence data.

Childhood cancer and magnetic fields from high-voltage power lines in England and Wales: a case-control study.

Childhood cancer and residential proximity to power lines. UK Childhood Cancer Study Investigators.

Childhood cancer in relation to a modified residential wire code.

Childhood cancer in relation to distance from high voltage power lines in England and Wales: a case-control study.

Childhood cancer in relation to indicators of magnetic fields from ground current sources.

Childhood cancer occurrence in relation to power line configurations: a study of potential selection bias in case-control studies.

Childhood leukaemia and distance from power lines in California: a population-based case-control study.

Children's health and RF EMF exposure. Views from a risk assessment and risk communication perspective.

Chronic toxicity/oncogenicity evaluation of 60 Hz (power frequency) magnetic fields in B6C3F1 mice.

Chronic toxicity/oncogenicity evaluation of 60 Hz (power frequency) magnetic fields in F344/N rats.

Chronic, low-level (1.0 W/kg) exposure of mice prone to mammary cancer to 2450 MHz microwaves.

Cochlear implants in the etiopathogenesis of glioblastoma--an interesting observation or independent finding?

Cohort and nested case-control studies of hematopoietic cancers and brain cancer among electric utility workers.

Comparative analyses of the studies of magnetic fields and cancer in electric utility workers: studies from France, Canada, and the United States.

Comparative health risk assessment of electromagnetic fields.

Computer screens and brain cancer.

Concern that "EMF" magnetic fields from power lines cause cancer.

Correlation between cellular phone use and epithelial parotid gland malignancies.

Current state of our knowledge on brain tumor epidemiology.

Cytotoxicity of temozolomide on human glioblastoma cells is enhanced by the concomitant exposure to an extremely low-frequency electromagnetic field (100Hz, 100G).

Danger of cellular telephones and their relay stations].

Decreased survival of glioma patients with astrocytoma grade IV (glioblastoma multiforme) associated with long-term use of mobile and cordless phones.

Do people understand IARC's 2B categorization of RF fields from cell phones?

Does cell phone use increase the chances of parotid gland tumor development? A systematic review and meta-analysis.

Ecological study on residences in the vicinity of AM radio broadcasting towers and cancer death: preliminary observations in Korea.

Effect of magnetic field exposure on anchorage-independent growth of a promoter-sensitive mouse epidermal cell line (JB6).

Effect of Mobile Phone-Induced Electromagnetic Field on Brain Hemodynamics and Human Stem Cell Functioning: Possible Mechanistic Link to Cancer Risk and Early Diagnostic Value of Electronphotonic Imaging.

Effect of radiofrequency radiation exposure on mouse skin tumorigenesis initiated by 7,12-dimethylbenz[alpha]anthracene.

Effects of 2.45-GHz microwave radiation and phorbol ester 12-O-tetradecanoylphorbol-13-acetate on dimethylhydrazine-induced colon cancer in mice.

Effects of 2450 MHz electromagnetic fields with a wide range of SARs on methylcholanthrene-induced transformation in C3H10T1/2 cells.

Effects of 900 MHz GSM wireless communication signals on DMBA-induced mammary tumors in rats.

Effects of a 2450 MHz high-frequency electromagnetic field with a wide range of SARs on the induction of heat-shock proteins in A172 cells.

Effects of electromagnetic fields on health].

Effects of electromagnetic radiation of mobile phones on the central nervous system.

Effects of exposure to a 1950 MHz radio frequency field on expression of Hsp70 and Hsp27 in human glioma cells.

Effects of GSM-900 microwaves on DMBA-induced mammary gland tumors in female Sprague-Dawley rats.

Effects of low level microwave radiation on carcinogenesis in Swiss Albino mice.

Effects of mobile phone radiation on UV-induced skin tumorigenesis in ornithine decarboxylase transgenic and non-transgenic mice.

Electric and magnetic field exposure and brain cancer: a review.

Electric blanket or mattress cover use and breast cancer incidence in women 50-79 years of age.

Electric Blanket Use and Risk of Thyroid Cancer in the Women's Health Initiative Observational Cohort.

Electrical field exposure and human health. Risk assessment and problems relative to bureaucratic procedures and to the role of institutional organizations in control and prevention].

Electromagnetic field exposures and childhood cancers in New Zealand.

Electromagnetic fields and brain tumours: a commentary.

Electromagnetic fields and cancer risks.

Electromagnetic fields and cancer: the cost of doing nothing.

Electromagnetic fields and cells.

Electromagnetic fields and female breast cancer.

Electromagnetic fields and health effects--epidemiologic studies of cancer, diseases of the central nervous system and arrhythmia-related heart disease.

Electromagnetic fields and public health.

Electromagnetic fields from high-voltage installations and cancer in childhood].

Electromagnetic fields of mobile telephone systems--thresholds, effects and risks for cochlear implant patients and healthy people].

Electromagnetic fields--effects on health].

Electromagnetic fields: a cancer promoter?

Electromagnetic radiations and cancer. Cause and prevention.

Electromagnetic-field exposure and cancer.

Electrosmog as a health risk factor: sources of artificial electromagnetic fields, evaluation of health risk, prevention methods].

EMF and health.

Environmental risk factors for brain tumors.

Environmental risk factors for sporadic acoustic neuroma (Interphone Study Group, Germany).

Epidemiologic evidence on mobile phones and tumor risk: a review.

Epidemiologic evidence relevant to radar (microwave) effects.

Epidemiologic study of residential proximity to transmission lines and childhood cancer in California: description of design, epidemiologic methods and study population.

Epidemiological appraisal of studies of residential exposure to power frequency magnetic fields and adult cancers.

Epidemiological studies of human exposures to radiofrequency radiation. A critical review.

Epidemiological studies of radio frequency exposures and human cancer.

Epidemiological study of power lines and childhood cancer in the UK: further analyses.

Epidemiology and etiology of gliomas.

Epidemiology of brain tumors.

Epidemiology of health effects of radiofrequency exposure.

Epidemiology of Intracranial Gliomas.

Estimates of Environmental Exposure to Radiofrequency Electromagnetic Fields and Risk of Lymphoma Subtypes.

Estimating associations of mobile phone use and brain tumours taking into account laterality: a comparison and theoretical evaluation of applied methods.

Estimating exposure in studies of residential magnetic fields and cancer: importance of short-term variability, time interval between diagnosis and measurement, and distance to power line.

Evaluation of carcinogenic effects of electromagnetic fields (EMF).

Evaluation of Mobile Phone and Cordless Phone Use and Glioma Risk Using the Bradford Hill Viewpoints from 1965 on Association or Causation.

Evaluation of potential confounders in planning a study of occupational magnetic field exposure and female breast cancer.

Evaluation of residential exposure to intermediate frequency magnetic fields.

Evaluation of the effects of electric and magnetic fields in humans].

Evaluation of the potential carcinogenicity of 60 Hz linear sinusoidal continuous-wave magnetic fields in Fischer F344 rats.

Evaluation of the potential of mobile phone specific electromagnetic fields (UMTS) to produce micronuclei in human glioblastoma cell lines.

Experimental data on radiofrequency].

Exposure to 2.45 GHz electromagnetic fields induces hsp70 at a high SAR of more than 20 W/kg but not at 5W/kg in human glioma MO54 cells.

Exposure to 50-Hz electric field and incidence of leukemia, brain tumors, and other cancers among French electric utility workers.

Exposure to 60-Hz magnetic fields and proliferation of human astrocytoma cells in vitro.

Exposure to low electromagnetic fields and the carcinogenesis process].

Exposure to power frequency electric fields and the risk of childhood cancer in the UK.

Exposure to power-frequency magnetic fields and the risk of childhood cancer. UK Childhood Cancer Study Investigators.

Exposure to radio-frequency electromagnetic fields from broadcast transmitters and risk of childhood cancer: a census-based cohort study.

Extremely low frequency electromagnetic fields (EMF) and brain cancer in adults and children: review and comment.

Extremely low frequency electromagnetic fields and cancer: the epidemiologic evidence.

Extremely low-frequency electromagnetic fields exposure and female breast cancer risk: a meta-analysis based on 24,338 cases and 60,628 controls.

Fifty Hertz electromagnetic field exposure stimulates secretion of beta-amyloid peptide in cultured human neuroglioma.

Follow-up of radio and telegraph operators with exposure to electromagnetic fields and risk of breast cancer.

Further aspects on cellular and cordless telephones and brain tumours.

Future needs of occupational epidemiology of extremely low frequency electric and magnetic fields: review and recommendations.

Genetic, carcinogenic and teratogenic effects of radiofrequency fields.

GSM and DCS wireless communication signals: combined chronic toxicity/carcinogenicity study in the Wistar rat.

Has the incidence of brain cancer risen in Australia since the introduction of mobile phones 29 years ago?

Health effects of electromagnetic fields].

Health effects of microwave exposures: a review of the recent (1995-1998) literature.

Health risks from the use of mobile phones.

Health risks of electric and magnetic fields caused by high-voltage systems in Finland.

Health risks of electromagnetic fields. Part I: Evaluation and assessment of electric and magnetic fields.

Health risks of exposure to non-ionizing radiation--myths or science-based evidence.

Health risks of mobile phones].

Hematopoietic neoplasia in C57BL/6 mice exposed to split-dose ionizing radiation and circularly polarized 60 Hz magnetic fields.

High-voltage overhead power lines in epidemiology: patterns of time variations in current load and magnetic fields.

How dangerous are mobile phones, transmission masts, and electricity pylons?

Human disease resulting from exposure to electromagnetic fields.

Immunotropic effects of electromagnetic fields in the range of radio- and microwave frequencies].

Impact of random and systematic recall errors and selection bias in case--control studies on mobile phone use and brain tumors in adolescents (CEFALO study).

Improved classification of evidence for EMF health risks.

In vitro and in vivo studies of the "VITA" device].

Incidence of breast cancer in a Norwegian cohort of women with potential workplace exposure to 50 Hz magnetic fields.

Incidence of cancer in the vicinity of Korean AM radio transmitters.

Incidence of leukaemia and brain tumours in some "electrical occupations".

Incorporation of epidemiological findings into radiation protection standards.

Increased mortality in amateur radio operators due to lymphatic and hematopoietic malignancies.

Indication of cocarcinogenic potential of chronic UMTS-modulated radiofrequency exposure in an ethylnitrosourea mouse model.

Inferring the 1985-2014 impact of mobile phone use on selected brain cancer subtypes using Bayesian structural time series and synthetic controls.

Influence of low frequency electromagnetic fields on the nervous system].

Interactions between occupational exposure to extremely low frequency magnetic fields and chemicals for brain tumour risk in the INTEROCC study.

Interactive effect of chemical substances and occupational electromagnetic field exposure on the risk of gliomas and meningiomas in Swedish men.

Invited commentary: electromagnetic fields and cancer in railway workers.

Leukaemia, brain tumours and exposure to extremely low frequency magnetic fields: cohort study of Swiss railway employees.

Leukemia, brain tumors, and exposure to extremely low frequency electromagnetic fields in Swiss railway employees.



Location of gliomas in relation to mobile telephone use: a case-case and case-specular analysis.

Long-term and frequent cellular phone use and risk of acoustic neuroma.

Long-term mobile phone use and acoustic neuroma risk.

Long-term mobile phone use and brain tumor risk.

Long-term mobile phone use and the risk of vestibular schwannoma: a Danish nationwide cohort study.

Long-term use of cellular phones and brain tumours: increased risk associated with use for  $>$  or  $=10$  years.

Long-term use of mobile phone and its association with glioma: a systematic review and meta-analysis].

Long-term, low-level microwave irradiation of rats.

Los Angeles study of residential magnetic fields and childhood brain tumors.

Lost in laterality: interpreting "preferred side of the head during mobile phone use and risk of brain tumour" associations.

Low frequency electromagnetic fields in the working environment--exposure and health effects. Elevated risk of cancer, reproductive hazards or other unwanted health effects?].

Low-frequency electromagnetic radiation enhances the induction of rat mammary tumors by nitrosomethyl urea.

Low-level exposure to radiofrequency electromagnetic fields: health effects and research needs.

Lymphoma development of simultaneously combined exposure to two radiofrequency signals in AKR/J mice.

Magnetic field exposure in relation to leukemia and brain cancer mortality among electric utility workers.

Magnetic fields and brain tumour risks in UK electricity supply workers.

Magnetic fields and breast cancer in Swedish adults residing near high-voltage power lines.

Magnetic fields and childhood cancer--a pooled analysis of two Scandinavian studies.

Magnetic fields and childhood cancer: an epidemiological investigation of the effects of high-voltage underground cables.

Magnetic fields of high voltage power lines and risk of cancer in Finnish adults: nationwide cohort study.

Magnetic fields, leukemia, and central nervous system tumors in Swedish adults residing near high-voltage power lines.

Malignant melanoma of the skin - not a sunshine story!

Maternal occupational exposure to extremely low frequency magnetic fields and the risk of brain cancer in the offspring.

Medical aspects of radiofrequency radiation overexposure.

Medical exposure to ionising radiation and the risk of brain tumours: Interphone study group, Germany.

Melanoma incidence and frequency modulation (FM) broadcasting.

Melatonin suppression by static and extremely low frequency electromagnetic fields: relationship to the reported increased incidence of cancer.

Meningioma and mobile phone use--a collaborative case-control study in five North European countries.

Meningioma patients diagnosed 2007-2009 and the association with use of mobile and cordless phones: a case-control study.

Meta-analysis of association between mobile phone use and glioma risk.

Meta-analysis of long-term mobile phone use and the association with brain tumours.

Meta-analysis of mobile phone use and intracranial tumors.

Methods used to calculate exposures in two epidemiological studies of power lines in the UK.

Mobile phone base stations and early childhood cancers: case-control study.

Mobile phone radiation and the risk of cancer; a review.

Mobile phone radiation causes brain tumors and should be classified as a probable human carcinogen (2A) (review).

Mobile Phone Radiation: Physiological & Pathophysiological Considerations.

Mobile phone specific electromagnetic fields induce transient DNA damage and nucleotide excision repair in serum-deprived human glioblastoma cells.

Mobile phone use and acoustic neuroma risk in Japan.

Mobile phone use and brain tumors in children and adolescents: a multicenter case-control study.

Mobile phone use and brain tumours in the CERENAT case-control study.

Mobile phone use and glioma risk: A systematic review and meta-analysis.

Mobile phone use and glioma risk: comparison of epidemiological study results with incidence trends in the United States.

Mobile phone use and incidence of brain tumour histological types, grading or anatomical location: a population-based ecological study.

Mobile phone use and incidence of glioma in the Nordic countries 1979-2008: consistency check.

Mobile phone use and location of glioma: a case-case analysis.

Mobile phone use and risk for intracranial tumors and salivary gland tumors - A meta-analysis.

Mobile phone use and risk for intracranial tumors.

Mobile phone use and risk of acoustic neuroma: results of the Interphone case-control study in five North European countries.

Mobile phone use and risk of brain neoplasms and other cancers: prospective study.

Mobile phone use and risk of brain tumours: a systematic review of association between study quality, source of funding, and research outcomes.

Mobile phone use and risk of glioma in 5 North European countries.

Mobile phone use and risk of glioma in adults: case-control study.

Mobile phone use and risk of intracranial tumors: a consistency analysis.

Mobile phone use and risk of parotid gland tumor.

Mobile phone use and risk of tumors: a meta-analysis.

Mobile phone use and the risk for malignant brain tumors: a case-control study on deceased cases and controls.

Mobile phone use and the risk of acoustic neuroma.

Mobile Phone Use and the Risk of Parotid Gland Tumors: A Retrospective Case-Control Study.

Mobile phone use and the risk of skin cancer: a nationwide cohort study in Denmark.

Mobile phone use, exposure to radiofrequency electromagnetic field, and brain tumour: a case-control study.

Mobile phones and brain tumours: a review of epidemiological research.

Mobile phones and head tumours. The discrepancies in cause-effect relationships in the epidemiological studies - how do they arise?

Mobile phones and head tumours: it is time to read and highlight data in a proper way].

Mobile phones, brain tumors, and the interphone study: where are we now?

Mobile phones, cordless phones and rates of brain tumors in different age groups in the Swedish National Inpatient Register and the Swedish Cancer Register during 1998-2015.

Mobile phones, cordless phones and the risk for brain tumours.

Mobile phones, mobile phone base stations and cancer: a review.

Mobile phones: influence on auditory and vestibular systems.

Mortality from brain cancer and leukaemia among electrical workers.

Mortality in workers exposed to electromagnetic fields.

Mortality indices for hemoblastoses in Rivno Province before and after the accident at the Chernobyl Atomic Electric Power Station].

Motivation and significance of IARC classification for mobile phone].

Need for a European approach to the effects of extremely low-frequency electromagnetic fields on cancer. ELF-EMF European Feasibility Study Group.

New Zealand adolescents' cellphone and cordless phone user-habits: are they at increased risk of brain tumours already? A cross-sectional study.

Non dietetic environmental risk factors in prostate cancer].

Non-ionizing electromagnetic radiation and cancer--is there a relationship?

Non-ionizing electromagnetic radiation: a study of carcinogenic and cancer treatment potential.

Non-thermal bioeffects of static and extremely low frequency electromagnetic fields].

Nonionizing electromagnetic fields and cancer: a review.

Normal doses of visible light can cause mutations in skin].

Occupational and residential exposure to electromagnetic fields and risk of brain tumors in adults: a case-control study in Gironde, France.

Occupational and residential magnetic field exposure and leukemia and central nervous system tumors.

Occupational electric and magnetic field exposure and brain cancer: a meta-analysis.

Occupational exposure to electromagnetic fields and its health effects in electric energy workers].

Occupational exposure to electromagnetic fields and sex-differential risk of uveal melanoma.

Occupational exposure to electromagnetic fields and the occurrence of brain tumors. An analysis of possible associations.

Occupational exposure to high-frequency electromagnetic fields and brain tumor risk in the INTEROCC study: An individualized assessment approach.

Occupational exposure to ionizing and non-ionizing radiation and risk of non-Hodgkin lymphoma.

Occupational exposure to ionizing radiation and electromagnetic fields in relation to the risk of thyroid cancer in Sweden.

Occupational exposure to low frequency magnetic fields and the risk of low grade and high grade glioma.

Occupational exposure to magnetic fields and brain tumours in central Sweden.

Occupational exposure to magnetic fields and the risk of brain tumors.

Occupational exposure to non-ionizing radiation and an association with heart disease: an exploratory study.

Occupational exposure to power frequency magnetic fields and risk of non-Hodgkin lymphoma.

Occupational exposure to radio frequency/microwave radiation and the risk of brain tumors: Interphone Study Group, Germany.

Occupational exposures and brain cancer mortality: a preliminary study of east Texas residents.

Occupational magnetic field exposure and the risk of acoustic neuroma.

Occupational risk factors for cancer of the central nervous system: a case-control study on death certificates from 24 U.S. states.

Overview of epidemiologic research on electric and magnetic fields and cancer.

p53 immunoreactivity in cutaneous PUVA tumors is similar to that in other non-melanoma skin neoplasms.

Panel exploring pro and con arguments as to whether EMFs cause childhood brain cancer.

Parental occupational exposure to magnetic fields and childhood cancer (Sweden).

Pathophysiology of cell phone radiation: oxidative stress and carcinogenesis with focus on male reproductive system.

Physical basis of adverse and therapeutic effects of low intensity microwave radiation.

Pooled analysis of case-control studies on acoustic neuroma diagnosed 1997-2003 and 2007-2009 and use of mobile and cordless phones.

Pooled analysis of case-control studies on malignant brain tumours and the use of mobile and cordless phones including living and deceased subjects.

Pooled analysis of Swedish case-control studies during 1997-2003 and 2007-2009 on meningioma risk associated with the use of mobile and cordless phones.

Possible cocarcinogenic effects of ELF electromagnetic fields may require repeated long-term interaction with known carcinogenic factors.

Possible effects of radiofrequency electromagnetic fields on in vivo C6 brain tumors in Wistar rats.

Possible health hazards from exposure to power-frequency electric and magnetic fields--a COMAR Technical Information Statement.

Power-frequency magnetic fields and childhood brain tumors: a case-control study in Japan.

Primary brain cancer in adults and the use of common household appliances: a case-control study.

Probabilistic Multiple-Bias Modeling Applied to the Canadian Data From the Interphone Study of Mobile Phone Use and Risk of Glioma, Meningioma, Acoustic Neuroma, and Parotid Gland Tumors.

Public health and the radio frequency radiation emitted by cellphone technology, smart meters and WiFi.

Quantifying the impact of selection bias caused by nonparticipation in a case-control study of mobile phone use.

Radiation exposure, socioeconomic status, and brain tumor risk in the US Air Force: a nested case-control study.

Radio and microwave frequency radiation and health--an analysis of the literature].

Radio frequency electromagnetic fields: cancer, mutagenesis, and genotoxicity.

Radio-frequency radiation exposure from AM radio transmitters and childhood leukemia and brain cancer.

Radiofrequency and microwave radiation in the microelectronics industry.

Radiofrequency electromagnetic fields emitted from base stations of DECT cordless phones and the risk of glioma and meningioma (Interphone Study Group, Germany).

Radiofrequency exposure and mammalian cell toxicity, genotoxicity, and transformation.

Radiofrequency exposure and mortality from cancer of the brain and lymphatic/hematopoietic systems.

Radiofrequency field exposure and cancer: what do the laboratory studies suggest?

Radiofrequency-induced carcinogenesis: cellular calcium homeostasis changes as a triggering factor.

Rate of occurrence of transient magnetic field events in U.S. residences.

Reanalysis of risks of childhood leukaemia with distance from overhead power lines in the UK.

Recent advances in research on radiofrequency fields and health: 2001-2003.

Recent advances in research on radiofrequency fields and health: 2004-2007.

Recent data from the literature on the biological and pathologic effects of electromagnetic radiation, radio waves and stray currents].

Refinements in magnetic field exposure assignment for a case-cohort study of electrical utility workers.

Repeated exposure of C3H/HeJ mice to ultra-wideband electromagnetic pulses: lack of effects on mammary tumors.

Report of final results regarding brain and heart tumors in Sprague-Dawley rats exposed from prenatal life until natural death to mobile phone radiofrequency field representative of a 1.8GHz GSM base station environmental emission.

Residential electric consumption and childhood cancer in Canada (1971-1986)

Residential exposure to 60-Hertz magnetic fields and adult cancers in Taiwan.

Residential magnetic field exposure and childhood brain cancer: a meta-analysis.

Residential mobility of populations near UK power lines and implications for childhood leukaemia.

Review of four publications on the Danish cohort study on mobile phone subscribers and risk of brain tumors.

Review of possible modulation-dependent biological effects of radiofrequency fields.

Review of the epidemiologic literature on EMF and Health.

Review on health effects related to mobile phones. Part II: results and conclusions.

Risk for leukaemia and brain and breast cancer among Danish utility workers: a second follow-up.

Risk of brain tumors from wireless phone use.

Risk of brain tumours in relation to estimated RF dose from mobile phones: results from five Interphone countries.

Risk of cancer among Danish electricity workers. A cohort study].

Risk of neoplastic diseases in conditions of exposure to power magnetic fields--epidemiologic investigations].

Risk of neoplastic diseases in conditions of exposure to radio- and microwave fields--epidemiologic investigations].

Selection bias due to differential participation in a case-control study of mobile phone use and brain tumors.

Selection bias from differential residential mobility as an explanation for associations of wire codes with childhood cancer.

Self-reported electrical appliance use and risk of adult brain tumors.

Setting prudent public health policy for electromagnetic field exposures.

Should the threshold limit value for power frequency (60 Hz) magnetic fields be changed? Perceptions among scientists and other risk experts.

Significant differences in the effects of magnetic field exposure on 7,12-dimethylbenz(a)anthracene-induced mammary carcinogenesis in two substrains of Sprague-Dawley rats.

Simulation of the incidence of malignant brain tumors in birth cohorts that started using mobile phones when they first became popular in Japan.

Spontaneous and nitrosourea-induced primary tumors of the central nervous system in Fischer 344 rats chronically exposed to 836 MHz modulated microwaves.

Spontaneous and nitrosourea-induced primary tumors of the central nervous system in Fischer 344 rats exposed to frequency-modulated microwave fields.

Studies of childhood brain tumors using immunohistochemistry and microwave technology: methodological considerations.

Studying the effects of mobile phone use on the auditory system and the central nervous system: a review of the literature and future directions.

Survival and cancer in laboratory mammals exposed to radiofrequency energy.

Survival of glioma patients in relation to mobile phone use in Denmark, Finland and Sweden.

Symptomatic complex partial status epilepticus manifesting as utilization behavior of a mobile phone.

Systematic review of wireless phone use and brain cancer and other head tumors.

The anatomical distribution of cerebral gliomas in mobile phone users.

The controversy about a possible relationship between mobile phone use and cancer.

The controversy about a possible relationship between mobile phone use and cancer.

The design, construction and calibration of a carefully controlled source for exposure of mammalian cells to extremely low-frequency electromagnetic fields.

The effect of 60-Hz magnetic fields on co-promotion of chemically induced skin tumors on SENCAR mice: a discussion of three studies.



The effect of chronic exposure to 835.62 MHz FDMA or 847.74 MHz CDMA radiofrequency radiation on the incidence of spontaneous tumors in rats.

The effect of embryonic and fetal exposure to x-ray, microwaves, and ultrasound: counseling the pregnant and nonpregnant patient about these risks.

The effects of 860 MHz radiofrequency radiation on the induction or promotion of brain tumors and other neoplasms in rats.

The effects of embryonic and fetal exposure to x-ray, microwaves, and ultrasound.

The effects of ionizing radiation, microwaves, and ultrasound on the developing embryo: clinical interpretations and applications of the data.

The effects of pulsed 860 MHz radiofrequency radiation on the promotion of neurogenic tumors in rats.

The epidemiology of electric and magnetic field exposures in the power frequency range and reproductive outcomes.

The estimation of 3D SAR distributions in the human head from mobile phone compliance testing data for epidemiological studies.

The IARC carcinogenicity evaluation of radio-frequency electromagnetic field: with special reference to epidemiology of mobile phone use and brain tumor risk].

The incidence rate and mortality of malignant brain tumors after 10 years of intensive cell phone use in Taiwan.

The Intracranial Distribution of Gliomas in Relation to Exposure From Mobile Phones: Analyses From the INTERPHONE Study.

The possible role of contact current in cancer risk associated with residential magnetic fields.

The possible role of radiofrequency radiation in the development of uveal melanoma.

The potential carcinogenic hazards of electromagnetic radiation: a review.

The precautionary principle and electric and magnetic fields.

The probability of developing brain tumours among users of cellular telephones (scientific information to the decision of the International Agency for Research on Cancer (IARC) announced on May 31, 2011)].

The problem of hygienic standardization of commercial electric and magnetic fields in Russia and other countries].

The question of health effects from exposure to electromagnetic fields.

The role of chemical and physical factors in cancer development].

The sensitivity of children to electromagnetic fields.

Thermal and non-thermal health effects of low intensity non-ionizing radiation: An international perspective.

Time trend in incidence of malignant neoplasms of the central nervous system in relation to mobile phone use among young people in Japan.

Time trends (1998-2007) in brain cancer incidence rates in relation to mobile phone use in England.

Trends in incidence of primary brain cancer in New Zealand, 1995 to 2010.

Uncertainty in the relation between exposure to magnetic fields and brain cancer due to assessment and assignment of exposure and analytical methods in dose-response modeling.

Use of cellular and cordless telephones and risk of testicular cancer.

Use of cellular telephones and brain tumour risk in urban and rural areas.

Use of cellular telephones and risk of cancer. A Danish cohort study].

Use of cellular telephones and the risk for brain tumours: A case-control study.

Use of mobile and cordless phones and survival of patients with glioma.

Use of mobile phones and cancer risk.

Use of mobile phones and risk of brain tumours: update of Danish cohort study.

Use of mobile phones in Norway and risk of intracranial tumours.

Use of wireless phones and the risk of salivary gland tumours: a case-control study.

Using the Hill viewpoints from 1965 for evaluating strengths of evidence of the risk for brain tumors associated with use of mobile and cordless phones.

Validation of self-reported start year of mobile phone use in a Swedish case-control study on radiofrequency fields and acoustic neuroma risk.

Variation in cancer risk estimates for exposure to powerline frequency electromagnetic fields: a meta-analysis comparing EMF measurement methods.

Vestibular schwannoma and cell-phones. Results, limits and perspectives of clinical studies.

Wire codes, magnetic fields, and childhood cancer.

Wireless Phone Use and Risk of Adult Glioma: Evidence from a Meta-Analysis.

World Health Organization, radiofrequency radiation and health - a hard nut to crack (Review).

## FACTOR 6

Theme – Sensory disorders

Key MeSH Headings - Burning Mouth Syndrome, Taste Disorders, Skin Diseases, Mouth Diseases, Dizziness, Vision Disorders, Hypersensitivity, Delayed, Fatigue

### **Titles**

A method for in vivo detection of abnormal subepidermal tissues based on dielectric properties.

A survey study on some neurological symptoms and sensations experienced by long term users of mobile phones.

Adverse cutaneous effects of ionizing and non-ionizing electromagnetic radiation.

Association between exposure to radiofrequency electromagnetic fields assessed by dosimetry and acute symptoms in children and adolescents: a population based cross-sectional study.

Association of mobile phone radiation with fatigue, headache, dizziness, tension and sleep disturbance in Saudi population.

Bedtime mobile phone use and sleep in adults.

Can exposure to a terrestrial trunked radio (TETRA)-like signal cause symptoms? A randomised double-blind provocation study.

Cardiac devices and electromagnetic interference revisited: new radiofrequency technologies and implications for dermatologic surgery.

Description of persons with symptoms presumed to be caused by electricity or visual display units--oral aspects.

Effect of millimeter waves on cyclophosphamide induced suppression of the immune system.

Effect of stress and intensity of mobile phone using on the health and subjective symptoms in GSM workers].

Electromagnetic hypersensitivity (EHS) and subjective health complaints associated with electromagnetic fields of mobile phone communication--a literature review published between 2000 and 2004.

Environmental illness: fatigue and cholinesterase activity in patients reporting hypersensitivity to electricity.

Health response of two communities to military antennae in Cyprus.

Health status of the workers exposed to strong, constant magnetic fields].

Human exposure to 4.0-Tesla magnetic fields in a whole-body scanner.

Immune function and host defense in rodents exposed to 60-Hz magnetic fields.

Immunomorphologic changes in the testes upon exposure to a microwave electromagnetic field].

Interference with cardiac pacemakers by cellular telephones.

Microwave sickness: a reappraisal.

Mobile communication: radiobiology problems and evaluation of danger].

Mobile phone use and subjective symptoms. Comparison of symptoms experienced by users of analogue and digital mobile phones.

Mobile phone use, school electromagnetic field levels and related symptoms: a cross-sectional survey among 2150 high school students in Izmir.

Neurobehavioral effects among inhabitants around mobile phone base stations.

Non-specific physical symptoms and electromagnetic field exposure in the general population: can we get more specific? A systematic review.

Odontologic survey of referred patients with symptoms allegedly caused by electricity or visual display units.

Provocation with stress and electricity of patients with "sensitivity to electricity".

Psychologic aspects of patients with symptoms presumed to be caused by electricity or visual display units.

Some ocular symptoms and sensations experienced by long term users of mobile phones.

Some ocular symptoms experienced by users of mobile phones.

Specific patterns of weak (1 microTesla) transcerebral complex magnetic fields differentially affect depression, fatigue, and confusion in normal volunteers.

Study of human neurovegetative and hematologic effects of environmental low-frequency (50-Hz) electromagnetic fields produced by transformers.

Subjective symptoms related to mobile phone use--a pilot study].

Symptoms experienced by people in vicinity of base stations: II/ Incidences of age, duration of exposure, location of subjects in relation to the antennas and other electromagnetic factors].

Symptoms of ill health ascribed to electromagnetic field exposure--a questionnaire survey.

Symptoms, personality traits, and stress in people with mobile phone-related symptoms and electromagnetic hypersensitivity.

The effects of cell phone use on peripheral vision.

The effects of multivitamin supplementation on mood and general well-being in healthy young adults. A laboratory and at-home mobile phone assessment.

The risk of subjective symptoms in mobile phone users in Poland--an epidemiological study.

Video display terminals: risk of electromagnetic radiation.

## FACTOR 7

Theme – Breast neoplasms

Key MeSH Headings - Carcinoma, Lobular, Carcinoma, Ductal, Breast, Breast Neoplasms, Male, Adenoma

### **Titles**

A cluster of male breast cancer in office workers.

A meta-analysis of epidemiologic studies of electric and magnetic fields and breast cancer in women and men.

Breast cancer, occupation, and exposure to electromagnetic fields among Swedish men.

Carcinogenic risk of extremely-low-frequency electromagnetic fields: state of the art].

Chronic toxicity/oncogenicity evaluation of 60 Hz (power frequency) magnetic fields in B6C3F1 mice.

Chronic toxicity/oncogenicity evaluation of 60 Hz (power frequency) magnetic fields in F344/N rats.

Effect of 13 week magnetic field exposures on DMBA-initiated mammary gland carcinomas in female Sprague-Dawley rats.

Electromagnetic field exposure and male breast cancer risk: a meta-analysis of 18 studies.

Epidemiology and aetiological factors of male breast cancer: a ten years retrospective study in eastern Turkey.

Evaluation of health risks caused by radio frequency accelerated carcinogenesis: the importance of processes driven by the calcium ion signal.

Magnetic fields and breast cancer in Swedish adults residing near high-voltage power lines.

Magnetic fields and mammary cancer in rodents: a critical review and evaluation of published literature.

Male breast tumors in railway engine drivers: investigation of 5 cases].

Occupational exposure to magnetic fields in relation to male breast cancer and testicular cancer: a Swedish case-control study.

Risk for leukaemia and brain and breast cancer among Danish utility workers: a second follow-up.

The relationship between electromagnetic field and light exposures to melatonin and breast cancer risk: a review of the relevant literature.

## FACTOR 8

Theme – Oxidative stress

Key MeSH Headings - Oxidative Stress, Malondialdehyde, Glutathione Peroxidase, Lipid Peroxidation, Reactive Oxygen Species, Apoptosis, DNA Damage, Nitric Oxide, Protein Carbonylation

### **Titles**

14.6 mT ELF magnetic field exposure yields no DNA breaks in model system Salmonella, but provides evidence of heat stress protection.

1800 MHz mobile phone irradiation induced oxidative and nitrosative stress leads to p53 dependent Bax mediated testicular apoptosis in mice, *Mus musculus*.

1950MHz Radio Frequency Electromagnetic Radiation Inhibits Testosterone Secretion of Mouse Leydig Cells.

2.1 GHz electromagnetic field does not change contractility and intracellular Ca<sup>2+</sup> transients but decreases beta-adrenergic responsiveness through nitric oxide signaling in rat ventricular myocytes.

2.45 GHz microwave irradiation-induced oxidative stress affects implantation or pregnancy in mice, *Mus musculus*.

2.45 GHz Microwave Radiation Impairs Learning and Spatial Memory via Oxidative/Nitrosative Stress Induced p53-Dependent/Independent Hippocampal Apoptosis: Molecular Basis and Underlying Mechanism.

2.45 GHz microwave radiation induced oxidative and nitrosative stress mediated testicular apoptosis: Involvement of a p53 dependent bax-caspase-3 mediated pathway.

2.45-GHz microwave irradiation adversely affects reproductive function in male mouse, *Mus musculus* by inducing oxidative and nitrosative stress.

2.45-Gz wireless devices induce oxidative stress and proliferation through cytosolic Ca<sup>2+</sup>(+) influx in human leukemia cancer cells.

50 Hz extremely low frequency electromagnetic fields enhance protein carbonyl groups content in cancer cells: effects on proteasomal systems.

50-Hertz electromagnetic fields induce gammaH2AX foci formation in mouse preimplantation embryos in vitro.

8-Oxo-7, 8-dihydro-2'-deoxyguanosine as a biomarker of DNA damage by mobile phone radiation.

8-oxoG DNA glycosylase-1 inhibition sensitizes Neuro-2a cells to oxidative DNA base damage induced by 900 MHz radiofrequency electromagnetic radiation.

900 MHz pulse-modulated radiofrequency radiation induces oxidative stress on heart, lung, testis and liver tissues.

900 MHz radiofrequency-induced histopathologic changes and oxidative stress in rat endometrium: protection by vitamins E and C.

900-MHz microwave radiation enhances gamma-ray adverse effects on SHG44 cells.

900-MHz microwave radiation promotes oxidation in rat brain.

915 MHz microwaves and 50 Hz magnetic field affect chromatin conformation and 53BP1 foci in human lymphocytes from hypersensitive and healthy persons.

A 700 MHz 1H-NMR study reveals apoptosis-like behavior in human K562 erythroleukemic cells exposed to a 50 Hz sinusoidal magnetic field.

A comparative analysis of the biological action of microwaves and laser radiation].

A critical review of the genotoxic potential of electric and magnetic fields.

A cross-sectional case control study on genetic damage in individuals residing in the vicinity of a mobile phone base station.

A cross-sectional study on oxidative stress in workers exposed to extremely low frequency electromagnetic fields.

A histopathological and biochemical evaluation of oxidative injury in the sciatic nerves of male rats exposed to a continuous 900-megahertz electromagnetic field throughout all periods of adolescence.

Acute exposure to 930 MHz CW electromagnetic radiation in vitro affects reactive oxygen species level in rat lymphocytes treated by iron ions.

Acute exposure to a 60 Hz magnetic field increases DNA strand breaks in rat brain cells.

Acute low-intensity microwave exposure increases DNA single-strand breaks in rat brain cells.

Adaptive response in mice exposed to 900 MHz radiofrequency fields: bleomycin-induced DNA and oxidative damage/repair.

Adaptive response in mice exposed to 900 MHz radiofrequency fields: primary DNA damage.

Adaptive response in mouse bone-marrow stromal cells exposed to 900-MHz radiofrequency fields: Gamma-radiation-induced DNA strand breaks and repair.

Adverse and beneficial effects in Chinese hamster lung fibroblast cells following radiofrequency exposure.

Age diseases depending on geomagnetic field activity inside the womb period].

Age-related effects on induction of DNA strand breaks by intermittent exposure to electromagnetic fields.



An evaluation of genotoxicity in human neuronal-type cells subjected to oxidative stress under an extremely low frequency pulsed magnetic field.

An in vitro study of the effects of exposure to a GSM signal in two human cell lines: monocytic U937 and neuroblastoma SK-N-SH.

Analysis of proto-oncogene and heat-shock protein gene expression in human derived cell-lines exposed in vitro to an intermittent 1.9 GHz pulse-modulated radiofrequency field.

Antioxidants alleviate electric field-induced effects on lung tissue based on assays of heme oxygenase-1, protein carbonyl content, malondialdehyde, nitric oxide, and hydroxyproline.

Anxiety-like behavioural effects of extremely low-frequency electromagnetic field in rats.

Apoptosis in haemopoietic progenitor cells exposed to extremely low-frequency magnetic fields.

Apoptosis induced by microwave radiation in pancreatic cancer JF305 cells.

Apoptosis induced by ultraviolet radiation is enhanced by amplitude modulated radiofrequency radiation in mutant yeast cells.

Apoptosis is induced by radiofrequency fields through the caspase-independent mitochondrial pathway in cortical neurons.

Apoptosis of Lewis Lung Carcinoma Cells Induced by Microwave via p53 and Proapoptotic Proteins In vivo.

Apoptotic cell death during *Drosophila* oogenesis is differentially increased by electromagnetic radiation depending on modulation, intensity and duration of exposure.

Assessment of biological changes of continuous whole body exposure to static magnetic field and extremely low frequency electromagnetic fields in mice.

Assessment of cytogenetic damage and oxidative stress in personnel occupationally exposed to the pulsed microwave radiation of marine radar equipment.

Assessment of DNA sensitivity in peripheral blood leukocytes after occupational exposure to microwave radiation: the alkaline comet assay and chromatid breakage assay.

Assessment of genetic damage in peripheral blood of human volunteers exposed (whole-body) to a 200  $\mu$ T, 60 Hz magnetic field.

Assessment of genotoxicity and genomic instability in rat primary astrocytes exposed to 872 MHz radiofrequency radiation and chemicals.

Assessment of nuclear abnormalities in exfoliated cells from the oral epithelium of mobile phone users.

Assessment of oxidant/antioxidant status in saliva of cell phone users.

Association of microwaves and ionizing radiation: potentiation of teratogenic effects in the rat.

Autoimmune processes after long-term low-level exposure to electromagnetic fields (the results of an experiment). Part 4. Manifestation of oxidative intracellular stress-reaction after long-term non-thermal EMF exposure of rats].

Biochemical and histological studies on adverse effects of mobile phone radiation on rat's brain.

Biochemical and pathological changes in the male rat kidney and bladder following exposure to continuous 900-MHz electromagnetic field on postnatal days 22-59<sup><sup/></sup>.

Biochemical modifications and neuronal damage in brain of young and adult rats after long-term exposure to mobile phone radiations.

Bioeffects of microwave--a brief review.

Bioelectromagnetic field effects on cancer cells and mice tumors.

Biological effects of non-ionizing electromagnetic fields: Two sides of a coin.

Biological responses of mobile phone frequency exposure.

Biological stress responses to radio frequency electromagnetic radiation: are mobile phones really so (heat) shocking?

Biophysical evaluation of radiofrequency electromagnetic field effects on male reproductive pattern.

Blocking 1800 MHz mobile phone radiation-induced reactive oxygen species production and DNA damage in lens epithelial cells by noise magnetic fields].

Calreticulin protects rat microvascular endothelial cells against microwave radiation-induced injury by attenuating endoplasmic reticulum stress.

Cell oxidation-reduction imbalance after modulated radiofrequency radiation.

Cell phone electromagnetic field radiations affect rhizogenesis through impairment of biochemical processes.

Cell phone radiation exposure on brain and associated biological systems.

Cell phones and cancer: what is the evidence for a connection?

Cell type-specific genotoxic effects of intermittent extremely low-frequency electromagnetic fields.

Cellphone electromagnetic radiation damages the testicular ultrastructure of male rats].

Cellular effects of electromagnetic fields.

Changes in antioxidant capacity of blood due to mutual action of electromagnetic field (1800 MHz) and opioid drug (tramadol) in animal model of persistent inflammatory state.

Changes of apoptosis, mitochondrion membrane potential and Ca<sup>2+</sup> of hypothalamic neurons induced by high power microwave].

Changes of rat testicular germ cell apoptosis after high power microwave radiation].

Chromosomal damage in human diploid fibroblasts by intermittent exposure to extremely low-frequency electromagnetic fields.

Chronic exposure to 50Hz magnetic fields causes a significant weakening of antioxidant defence systems in aged rat brain.

Cognitive impairment and neurogenotoxic effects in rats exposed to low-intensity microwave radiation.

Combinative exposure effect of radio frequency signals from CDMA mobile phones and aphidicolin on DNA integrity.

Combined effects of 872 MHz radiofrequency radiation and ferrous chloride on reactive oxygen species production and DNA damage in human SH-SY5Y neuroblastoma cells.

Combined exposure of ELF magnetic fields and x-rays increased mutant yields compared with x-rays alone in pTN89 plasmids.

Comments on "Radiofrequency electromagnetic fields (UMTS, 1,950 MHz) induce genotoxic effects in vitro in human fibroblasts but not in lymphocytes" by Schwarz et al. (Int Arch Occup Environ Health 2008: doi: 10.1007/s00420-008-0305-5).

Comparative study of cell cycle kinetics and induction of apoptosis or necrosis after exposure of human Mono Mac 6 cells to radiofrequency radiation.

Comparison of biological effects between continuous and intermittent exposure to GSM-900-MHz mobile phone radiation: Detection of apoptotic cell-death features.

Comparison of cytotoxic and genotoxic effects of plutonium-239 alpha particles and mobile phone GSM 900 radiation in the *Allium cepa* test.

Correction of microcirculatory disturbances with terahertz electromagnetic radiation at nitric oxide frequencies in albino rats under conditions of acute stress.

Corrective effects of electromagnetic radiation in a millimeter wavelength range on the parameters of oxidative stress after standard anti-helicobacterial therapy in patients with ulcer disease].

Critical comments on DNA breakage by mobile-phone electromagnetic fields [Diem et al., *Mutat. Res.* 583 (2005) 178-183].

Cytogenetic effects of 18.0 and 16.5 GHz microwave radiation on human lymphocytes in vitro.

Cytogenetic effects of 935.2-MHz (GSM) microwaves alone and in combination with mitomycin C.

Cytogenetic studies in human blood lymphocytes exposed in vitro to 2.45 GHz or 8.2 GHz radiofrequency radiation.

Cytogenetic studies in human cells exposed in vitro to GSM-900 MHz radiofrequency radiation using R-banded karyotyping.

Cytokines produced by microwave-radiated Sertoli cells interfere with spermatogenesis in rat testis.

Cytotoxic and genotoxic effect in RTG-2 cell line exposed to selected biocides used in the disinfection of cooling towers.

Cytotoxic and genotoxic effects of high-frequency electromagnetic fields (GSM 1800 MHz) on immature and mature rats.

Decreased DNA repair rates and protection from heat induced apoptosis mediated by electromagnetic field exposure.

Dependence of microwave effect on the secondary structure of DNA on molecular weight of polynucleotide].

Developmental effects of perinatal exposure to extremely weak 7 Hz magnetic fields and nitric oxide modulation in the Wistar albino rat.

Different methods for evaluating the effects of microwave radiation exposure on the nervous system.

Disordered redox metabolism of brain cells in rats exposed to low doses of ionizing radiation or UHF electromagnetic radiation.

DNA and chromosomal damage in response to intermittent extremely low-frequency magnetic fields.

DNA damage and repair induced by acute exposure of microwave from mobile phone on cultured human lens epithelial cells].

DNA damage in rat brain cells after in vivo exposure to 2450 MHz electromagnetic radiation and various methods of euthanasia.

DNA damage induced in brain cells of CBA mice exposed to magnetic fields.

DNA damage, cell kinetics and ODC activities studied in CBA mice exposed to electromagnetic fields generated by transmission lines.

Do extremely low frequency magnetic fields enhance the effects of environmental carcinogens? A meta-analysis of experimental studies.

Do naturally occurring magnetic nanoparticles in the human body mediate increased risk of childhood leukaemia with EMF exposure?

Does MW Radiation Affect Gene Expression, Apoptotic Level, and Cell Cycle Progression of Human SH-SY5Y Neuroblastoma Cells?

Does prolonged radiofrequency radiation emitted from Wi-Fi devices induce DNA damage in various tissues of rats?

Drosophila oogenesis as a bio-marker responding to EMF sources.

Effect of 0.2 T static magnetic field on human neurons: remodeling and inhibition of signal transduction without genome instability.

Effect of 2.45 GHz microwave radiation on the fertility pattern in male mice.

Effect of 3G cell phone exposure with computer controlled 2-D stepper motor on non-thermal activation of the hsp27/p38MAPK stress pathway in rat brain.

Effect of 7 mT static magnetic field and iron ions on rat lymphocytes: apoptosis, necrosis and free radical processes.

Effect of 900 MHz radio frequency radiation on beta amyloid protein, protein carbonyl, and malondialdehyde in the brain.

Effect of 900 MHz radiofrequency radiation on oxidative stress in rat brain and serum.

Effect of 900-, 1800-, and 2100-MHz radiofrequency radiation on DNA and oxidative stress in brain.

Effect of 950 MHz UHF electromagnetic radiation on biomarkers of oxidative damage, metabolism of UFA and antioxidants in the livers of young rats of different ages.

Effect of acute exposure to microwave from mobile phone on DNA damage and repair of cultured human lens epithelial cells in vitro].

Effect of American Ginseng Capsule on the liver oxidative injury and the Nrf2 protein expression in rats exposed by electromagnetic radiation of frequency of cell phone].

Effect of coexposure to 50 Hz magnetic fields and an aneugen on human lymphocytes, determined by the cytokinesis block micronucleus assay.

Effect of continuous irradiation with terahertz electromagnetic waves of the NO frequency range on behavioral reactions of male albino rats under stress conditions.

Effect of electromagnetic field produced by mobile phones on the activity of superoxide dismutase (SOD-1) and the level of malonyldialdehyde (MDA)--in vitro study].

Effect of electromagnetic field produced by mobile phones on the activity of superoxide dismutase (SOD-1)--in vitro researches].

Effect of electromagnetic microwave radiation on the growth of Ehrlich ascites carcinoma.

Effect of exposure and withdrawal of 900-MHz-electromagnetic waves on brain, kidney and liver oxidative stress and some biochemical parameters in male rats.

Effect of exposure to the edge signal on oxidative stress in brain cell models.

Effect of extremely low frequency magnetic field on antioxidant activity in plasma and red blood cells in spot welders.

Effect of extremely low-frequency electromagnetic fields on antioxidant activity in the human keratinocyte cell line NCTC 2544.

Effect of GSTM1 and GSTT1 Polymorphisms on Genetic Damage in Humans Populations Exposed to Radiation From Mobile Towers.

Effect of handportable mobiletelephone microwave radiation on rat central neuron apoptosis].

Effect of intermittent and continuous exposure to electromagnetic fields on cultured hippocampal cells.

Effect of long-term power frequency electromagnetic field exposure on proliferation and apoptosis of SRA01/04 cells].

Effect of low level microwave radiation exposure on cognitive function and oxidative stress in rats.

Effect of Low Level Subchronic Microwave Radiation on Rat Brain.

Effect of microwave radiation on primary cultured Sertoli cells].

Effect of mobile phone exposure on apoptotic glial cells and status of oxidative stress in rat brain.

Effect of Mobile Phone Radiation on Cardiovascular Development of Chick Embryo.

Effect of mobile phones on micronucleus frequency in human exfoliated oral mucosal cells.

Effect of Modified Wuzi Yanzong Pill () on Tip60-Mediated Apoptosis in Testis of Male Rats after Microwave Radiation.

Effect of pulsed electromagnetic field with different frequencies on the proliferation, apoptosis and migration of human ovarian cancer cells].

Effect of Radiofrequency Radiation on Human Hematopoietic Stem Cells.

Effect of radiofrequency radiation on reproductive health.

Effect of rosmarinic acid on sertoli cells apoptosis and serum antioxidant levels in rats after exposure to electromagnetic fields.

Effect of selenium pre-treatment on plasma antioxidant vitamins A (retinol) and E (alpha-tocopherol) in static magnetic field-exposed rats.

Effect of static magnetic field on development toxicity of rat embryonic midbrain neurons cells].

Effect of superposed electromagnetic noise on DNA damage of lens epithelial cells induced by microwave radiation.

Effects of 10-GHz microwaves on hematological parameters in Swiss albino mice and their modulation by *Prunus avium*.

Effects of 1800 MHz RF-EMF exposure on DNA damage and cellular functions in primary cultured neurogenic cells.

Effects of 2,450 MHz microwave on DNA damage induced by three chemical mutagens in vitro].

Effects of 2.45 GHz electromagnetic fields with a wide range of SARs on bacterial and HPRT gene mutations.

Effects of 2.45 GHz microwave exposures on the peroxidation status in Wistar rats.

Effects of 50 Hz electromagnetic fields on the histology, apoptosis, and expression of c-Fos and beta-catenin on the livers of preincubated white Leghorn chicken embryos.

Effects of 50-Hz magnetic field exposure on hormone secretion and apoptosis-related gene expression in human first trimester villous trophoblasts in vitro.

Effects of 60 Hz electromagnetic field exposure on testicular germ cell apoptosis in mice.

Effects of 60-Hz fields, estradiol and xenoestrogens on human breast cancer cells.

Effects of 837 and 1950 MHz radiofrequency radiation exposure alone or combined on oxidative stress in MCF10A cells.

Effects of 900-MHz electromagnetic field emitted from cellular phone on brain oxidative stress and some vitamin levels of guinea pigs.

Effects of 900-MHz electromagnetic fields exposure throughout middle/late adolescence on the kidney morphology and biochemistry of the female rat.

Effects of acute electromagnetic field exposure and movement restraint on antioxidant system in liver, heart, kidney and plasma of Wistar rats: a preliminary report.

Effects of acute exposure to the radiofrequency fields of cellular phones on plasma lipid peroxide and antioxidase activities in human erythrocytes.

Effects of aluminum and extremely low frequency electromagnetic radiation on oxidative stress and memory in brain of mice.

Effects of broad band electromagnetic fields on HSP70 expression and ischemia-reperfusion in rat hearts.

Effects of cell phone radiation on lipid peroxidation, glutathione and nitric oxide levels in mouse brain during epileptic seizure.

Effects of centimeter waves on the immune system of mice in endotoxic shock].

Effects of chronic exposure to 950 MHz ultra-high-frequency electromagnetic radiation on reactive oxygen species metabolism in the right and left cerebral cortex of young rats of different ages.

Effects of co-exposure to extremely low frequency (ELF) magnetic fields and benzene or benzene metabolites determined in vitro by the alkaline comet assay.

Effects of dietary green tea polyphenol supplementation on the health of workers exposed to high-voltage power lines.

Effects of electromagnetic field produced by mobile phones on the oxidant and antioxidant status of rats.

Effects of electromagnetic pulses on apoptosis and TGF-beta3 expression of mouse testis tissue].

Effects of electromagnetic radiation from a cellular telephone on the oxidant and antioxidant levels in rabbits.

Effects of electromagnetic radiation on morphology and TGF-beta3 expression in mouse testicular tissue.

Effects of electromagnetic radiation on RAF/MEK/ERK signaling pathway in rats hippocampus].

Effects of electromagnetic radiation produced by 3G mobile phones on rat brains: magnetic resonance spectroscopy, biochemical, and histopathological evaluation.

Effects of exposure to 2100MHz GSM-like radiofrequency electromagnetic field on auditory system of rats.

Effects of exposure to 50 Hz electric field at different strengths on oxidative stress and antioxidant enzyme activities in the brain tissue of guinea pigs.

Effects of extremely low frequency electromagnetic field and its combination with lead on the antioxidant system in mouse].

Effects of extremely low-frequency pulsed electromagnetic fields on morphological and biochemical properties of human breast carcinoma cells (T47D).

Effects of GSM 1800 MHz radiofrequency electromagnetic fields on DNA damage in Chinese hamster lung cells].

Effects of high power microwave on the expressions of Bcl-2 and C-myc proteins in the rat testis].



Effects of in vitro exposure to power frequency magnetic fields on UV-induced DNA damage of rat lymphocytes.

Effects of long-term 50Hz power-line frequency electromagnetic field on cell behavior in Balb/c 3T3 cells.

Effects of Long-Term Exposure to 60 GHz Millimeter-Wavelength Radiation on the Genotoxicity and Heat Shock Protein (Hsp) Expression of Cells Derived from Human Eye.

Effects of Low-Frequency Electromagnetic Field on Oxidative Stress in Selected Structures of the Central Nervous System.

Effects of low-intensity ultrahigh frequency electromagnetic radiation on inflammatory processes.

Effects of melatonin on Wi-Fi-induced oxidative stress in lens of rats.

Effects of microwave radiation on lipid peroxidation and the content of neurotransmitters in mice].

Effects of microwave radiation on thymocytes in mice at different power densities].

Effects of microwaves (950 MHZ mobile phone) on morphometric and apoptotic changes of rabbit epididymis.

Effects of mobile phone exposure on metabolomics in the male and female reproductive systems.

Effects of mobile phone radiation (900 MHz radiofrequency) on structure and functions of rat brain.

Effects of mobile phone use on brain tissue from the rat and a possible protective role of vitamin C - a preliminary study.

Effects of mobile phones on oxidant/antioxidant balance in cornea and lens of rats.

Effects of prenatal and postnatal exposure of Wi-Fi on development of teeth and changes in teeth element concentration in rats. [corrected].

Effects of prenatal and postnatal exposure to GSM-like radiofrequency on blood chemistry and oxidative stress in infant rabbits, an experimental study.

Effects of prenatal exposure to WIFI signal (2.45GHz) on postnatal development and behavior in rat: Influence of maternal restraint.

Effects of pulsed 2.856 GHz microwave exposure on BM-MSCs isolated from C57BL/6 mice.

Effects of pulsed electric fields on DNA of human lymphocytes.

Effects of pulsed electromagnetic fields on cartilage apoptosis signalling pathways in ovariectomised rats.

Effects of pulsed magnetic field treatment of soybean seeds on calli growth, cell damage, and biochemical changes under salt stress.

Effects of radiofrequency electromagnetic wave exposure from cellular phones on the reproductive pattern in male Wistar rats.

Effects of radiofrequency electromagnetic waves (RF-EMW) from cellular phones on human ejaculated semen: an in vitro pilot study.

Effects of sinusoidal electromagnetic fields on histopathology and structures of brains of preincubated white Leghorn chicken embryos.

Effects of static magnetic field and cadmium on oxidative stress and DNA damage in rat cortex brain and hippocampus.

Effects of the ELF-MFs on the development of spleens of preincubated chicken embryos.

Effects of the exposure to mobile phones on male reproduction: a review of the literature.

Effects of third generation mobile phone-emitted electromagnetic radiation on oxidative stress parameters in eye tissue and blood of rats.

Effects on protein kinase C and gene expression in a human mast cell line, HMC-1, following microwave exposure.

Electric and/or magnetic field effects on DNA structure and function in cultured human cells.

Electromagnetic fields and health: DNA-based dosimetry.

Electromagnetic fields at a mobile phone frequency (900 MHz) trigger the onset of general stress response along with DNA modifications in *Eisenia fetida* earthworms.

Electromagnetic fields at mobile phone frequency induce apoptosis and inactivation of the multi-chaperone complex in human epidermoid cancer cells.

Electromagnetic fields may act directly on DNA.

Electromagnetic fields may act via calcineurin inhibition to suppress immunity, thereby increasing risk for opportunistic infection: Conceivable mechanisms of action.

Electromagnetic noise inhibits radiofrequency radiation-induced DNA damage and reactive oxygen species increase in human lens epithelial cells.

Electromagnetic pulse activated brain microglia via the p38 MAPK pathway.

Electromagnetic pulse exposure induces overexpression of beta amyloid protein in rats.

Electromagnetic radiation (Wi-Fi) and epilepsy induce calcium entry and apoptosis through activation of TRPV1 channel in hippocampus and dorsal root ganglion of rats.

Electromagnetic radiation 2450 MHz exposure causes cognition deficit with mitochondrial dysfunction and activation of intrinsic pathway of apoptosis in rats.

Electromagnetic radiation at 900 MHz induces sperm apoptosis through bcl-2, bax and caspase-3 signaling pathways in rats.

Electromagnetic wave emitting products and "Kikoh" potentiate human leukocyte functions.

Electromagnetic wave irradiation promotes osteoblastic cell proliferation and up-regulates growth factors via activation of the ERK1/2 and p38 MAPK pathways.

Enhanced cytotoxic and genotoxic effects of gadolinium following ELF-EMF irradiation in human lymphocytes.

Epinephrine, DNA integrity and oxidative stress in workers exposed to extremely low-frequency electromagnetic fields (ELF-EMFs) at 132 kV substations.

EUROPAEM EMF Guideline 2016 for the prevention, diagnosis and treatment of EMF-related health problems and illnesses.

Evaluating the combinative effects on human lymphocyte DNA damage induced by ultraviolet ray C plus 1.8 GHz microwaves using comet assay in vitro.

Evaluation of basal DNA damage and oxidative stress in Wistar rat leukocytes after exposure to microwave radiation.

Evaluation of DNA damage in spinal cord and mutagenic effect of a Phalpa1beta recombinant toxin with analgesic properties from the Phoneutria nigriventer spider.

Evaluation of genotoxic and/or co-genotoxic effects in cells exposed in vitro to extremely-low frequency electromagnetic fields].

Evaluation of genotoxic effects in human fibroblasts after intermittent exposure to 50 Hz electromagnetic fields: a confirmatory study.

Evaluation of genotoxic effects in human leukocytes after in vitro exposure to 1950 MHz UMTS radiofrequency field.

Evaluation of genotoxic effects in human peripheral blood leukocytes following an acute in vitro exposure to 900 MHz radiofrequency fields.

Evaluation of genotoxic effects in male Wistar rats following microwave exposure.

Evaluation of hormonal change, biochemical parameters, and histopathological status of uterus in rats exposed to 50-Hz electromagnetic field.

Evaluation of HSP70 expression and DNA damage in cells of a human trophoblast cell line exposed to 1.8 GHz amplitude-modulated radiofrequency fields.

Evaluation of Mobile Phone and Cordless Phone Use and Glioma Risk Using the Bradford Hill Viewpoints from 1965 on Association or Causation.

Evaluation of selected biochemical parameters in the saliva of young males using mobile phones.

Evaluation of the cytogenotoxic damage in immature and mature rats exposed to 900 MHz radiofrequency electromagnetic fields.

Evaluation of the effects of mobile phones on the neural tube development of chick embryos.

Evaluation of the potential of mobile phone specific electromagnetic fields (UMTS) to produce micronuclei in human glioblastoma cell lines.

Evidence for mobile phone radiation exposure effects on reproductive pattern of male rats: role of ROS.

Evidence of oxidative stress in American kestrels exposed to electromagnetic fields.

Examination of electric field effects on tissues by using back propagation neural network.

Exposure of magnetic bacteria to simulated mobile phone-type RF radiation has no impact on mortality.

Exposure of mammalian cells to 60-Hz magnetic or electric fields: analysis for DNA single-strand breaks.

Exposure of rat brain to 915 MHz GSM microwaves induces changes in gene expression but not double stranded DNA breaks or effects on chromatin conformation.

Exposure to 1.8 GHz electromagnetic fields affects morphology, DNA-related Raman spectra and mitochondrial functions in human lympho-monocytes.

Exposure to 1800 MHz radiofrequency electromagnetic radiation induces oxidative DNA base damage in a mouse spermatocyte-derived cell line.

Exposure to 1800 MHz radiofrequency radiation induces oxidative damage to mitochondrial DNA in primary cultured neurons.

Exposure to 1950-MHz TD-SCDMA electromagnetic fields affects the apoptosis of astrocytes via caspase-3-dependent pathway.

Exposure to 900 MHz electromagnetic field induces an unbalance between pro-apoptotic and pro-survival signals in T-lymphoblastoid leukemia CCRF-CEM cells.

Exposure to 900 MHz radiofrequency radiation induces caspase 3 activation in proliferating human lymphocytes.

Exposure to acute electromagnetic radiation of mobile phone exposure range alters transiently skin homeostasis of a model of pigmented reconstructed epidermis.

Exposure to cell phone radiation up-regulates apoptosis genes in primary cultures of neurons and astrocytes.

Exposure to GSM 900-MHz mobile radiation impaired inhibitory avoidance memory consolidation in rat: Involvements of opioidergic and nitrergic systems.

Exposure to mobile phone (900-1800 MHz) during pregnancy: tissue oxidative stress after childbirth.

Exposure to mobile phone electromagnetic field radiation, ringtone and vibration affects anxiety-like behaviour and oxidative stress biomarkers in albino wistar rats.

Exposure to non-ionizing electromagnetic fields emitted from mobile phones induced DNA damage in human ear canal hair follicle cells.

Exposure to radiation from single or combined radio frequencies provokes macrophage dysfunction in the RAW 264.7 cell line.

Exposure to radiofrequency radiation induces oxidative stress in duckweed *Lemna minor* L.

Exposure to static magnetic field of pregnant rats induces hepatic GSH elevation but not oxidative DNA damage in liver and kidney.

Extremely low frequency (ELF) magnetic fields and apoptosis: a review.

Extremely low frequency (ELF) magnetic fields enhance chemically induced formation of apurinic/aprimidinic (AP) sites in A172 cells.

Extremely low frequency electromagnetic field reduces oxidative stress during the rehabilitation of post-acute stroke patients.

Extremely low frequency electromagnetic radiation enhanced energy metabolism and induced oxidative stress in *Caenorhabditis elegans*].

Extremely low frequency magnetic field induces hyperalgesia in mice modulated by nitric oxide synthesis.

Extremely low-frequency magnetic fields modulate nitric oxide signaling in rat brain.

From the Cover: 2.45-GHz Microwave Radiation Impairs Hippocampal Learning and Spatial Memory: Involvement of Local Stress Mechanism-Induced Suppression of iGluR/ERK/CREB Signaling.

Gene expression and reproductive abilities of male *Drosophila melanogaster* subjected to ELF-EMF exposure.

Gene expression changes in the skin of rats induced by prolonged 35 GHz millimeter-wave exposure.

Genetic damage in human cells exposed to non-ionizing radiofrequency fields: a meta-analysis of the data from 88 publications (1990-2011).

Genetic damage in humans exposed to extremely low-frequency electromagnetic fields.

Genetic damage in mammalian somatic cells exposed to extremely low frequency electromagnetic fields: a meta-analysis of data from 87 publications (1990-2007).

Genetic damage in mammalian somatic cells exposed to radiofrequency radiation: a meta-analysis of data from 63 publications (1990-2005).

Genetic damage in subjects exposed to radiofrequency radiation.

Genotoxic and carcinogenic effects of non-ionizing electromagnetic fields.

Genotoxic Effects in Human Fibroblasts Exposed to Microwave Radiation.

Genotoxicity evaluation of electromagnetic fields generated by 835-MHz mobile phone frequency band.

Genotoxicity of radiofrequency signals. I. Investigation of DNA damage and micronuclei induction in cultured human blood cells.

Ginkgo biloba prevents mobile phone-induced oxidative stress in rat brain.

GSM base station electromagnetic radiation and oxidative stress in rats.

GSM-like radiofrequency exposure induces apoptosis via caspase-dependent pathway in infant rabbits.

Hematological and toxicogenomic effects of ferromagnetic screening of natural electromagnetic fields.

Histological and histochemical study of the protective role of rosemary extract against harmful effect of cell phone electromagnetic radiation on the parotid glands.

Human fibroblasts and 900 MHz radiofrequency radiation: evaluation of DNA damage after exposure and co-exposure to 3-chloro-4-(dichloromethyl)-5-hydroxy-2(5h)-furanone (MX).

Human health consequences of environmentally-modulated gene expression: potential roles of ELF-EMF induced epigenetic versus mutagenic mechanisms of disease.

Human mesenchymal stem cells are sensitive to abnormal gravity and exhibit classic apoptotic features.

Human skin cell stress response to GSM-900 mobile phone signals. In vitro study on isolated primary cells and reconstructed epidermis.

Immunohistopathologic demonstration of deleterious effects on growing rat testes of radiofrequency waves emitted from conventional Wi-Fi devices.

Immunomodulating action of low intensity millimeter waves on primed neutrophils.

Impact of 2.45 GHz microwave radiation on the testicular inflammatory pathway biomarkers in young rats: The role of gallic acid.

Impact of cell phone radiation on male reproduction].

Impact of electromagnetic radiation emitted by monitors on changes in the cellular membrane structure and protective antioxidant effect of vitamin A - In vitro study.

Impact of microwave at X-band in the aetiology of male infertility.

Impact of radio frequency electromagnetic radiation on DNA integrity in the male germline.

Impact of radiofrequency radiation on DNA damage and antioxidants in peripheral blood lymphocytes of humans residing in the vicinity of mobile phone base stations.

Impacts of exposure to 900 MHz mobile phone radiation on liver function in rats.

Importance of DNA fragmentation in apoptosis with regard to TUNEL specificity.

In vitro free radical scavenging activities and effect of synthetic oligosaccharides on antioxidant enzymes and lipid peroxidation in aged mice.

In vitro non-thermal oxidative stress response after 1800 MHz radiofrequency radiation.

Increased apoptosis, changes in intracellular Ca<sup>2+</sup>, and functional alterations in lymphocytes and macrophages after in vitro exposure to static magnetic field.

Induction of adaptive response in mice exposed to 900MHz radiofrequency fields: application of micronucleus assay.

Induction of apoptotic cell death in human leukemic cell line, HL-60, by extremely low frequency electric magnetic fields: analysis of the possible mechanisms in vitro.

Induction of DNA strand breaks by intermittent exposure to extremely-low-frequency electromagnetic fields in human diploid fibroblasts.

Influence of 1.8 GHz microwave on DNA damage induced by 4 chemical mutagens].

Influence of 1.8 GHz microwave on DNA damage induced by ultraviolet C ray].

Influence of 1.8-GHz (GSM) radiofrequency radiation (RFR) on DNA damage and repair induced by X-rays in human leukocytes in vitro.

Influence of 900 MHz frequency electromagnetic radiation on some blood indices].

Influence of a static magnetic field (250 mT) on the antioxidant response and DNA integrity in THP1 cells.

Influence of electromagnetic field (1800 MHz) on lipid peroxidation in brain, blood, liver and kidney in rats.

Influence of extremely-low-frequency magnetic field on antioxidative melatonin properties in AT478 murine squamous cell carcinoma culture.

Influence of high-frequency electromagnetic fields on different modes of cell death and gene expression.

Influence of low magnetic field on lipid peroxidation].

Influence of microwave exposure on fertility of male rats.

Influence of microwaves on different types of receptors and the role of peroxidation of lipids on receptor-protein shedding.

Inhibition by Egb761 of the effect of cellphone radiation on the male reproductive system.

Inhibitory effect of microwave radiation on proliferation of human pancreatic cancer JF305 cells and its mechanism].

Intermittent extremely low frequency electromagnetic fields cause DNA damage in a dose-dependent way.

Investigation of co-genotoxic effects of radiofrequency electromagnetic fields in vivo.

Investigation of potential genotoxic effects of low frequency electromagnetic fields on *Escherichia coli*.

Investigation of the effects of 2.1 GHz microwave radiation on mitochondrial membrane potential (DeltaPsim), apoptotic activity and cell viability in human breast fibroblast cells.

Investigation of the effects of distance from sources on apoptosis, oxidative stress and cytosolic calcium accumulation via TRPV1 channels induced by mobile phones and Wi-Fi in breast cancer cells.

Is human saliva an indicator of the adverse health effects of using mobile phones?

Lasting hepatotoxic effects of prenatal mobile phone exposure.

Lipid peroxide damage in retinal ganglion cells induced by microwave].

Liver antioxidant stores protect the brain from electromagnetic radiation (900 and 1800 MHz)-induced oxidative stress in rats during pregnancy and the development of offspring.

Local vasodilator response to mobile phones.

Long term exposure to cell phone frequencies (900 and 1800 MHz) induces apoptosis, mitochondrial oxidative stress and TRPV1 channel activation in the hippocampus and dorsal root ganglion of rats.

Long-term exposure to electromagnetic radiation from mobile phones and Wi-Fi devices decreases plasma prolactin, progesterone, and estrogen levels but increases uterine oxidative stress in pregnant rats and their offspring.

Loss of transforming activity of plasmid DNA (pBR322) in *E. coli* caused by singlet molecular oxygen.

Low intensity and frequency pulsed electromagnetic fields selectively impair breast cancer cell viability.

Low intensity microwave radiation induced oxidative stress, inflammatory response and DNA damage in rat brain.



Low power density microwave radiation induced early changes in rabbit lens epithelial cells.

Low-Frequency Electromagnetic Field Exposure Enhances Extracellular Trap Formation by Human Neutrophils through the NADPH Pathway.

Low-intensity electromagnetic fields induce human cryptochrome to modulate intracellular reactive oxygen species.

Magnetic-field-induced DNA strand breaks in brain cells of the rat.

Measurement of DNA damage after acute exposure to pulsed-wave 2450 MHz microwaves in rat brain cells by two alkaline comet assay methods.

Measurement of DNA damage after exposure to 2450 MHz electromagnetic radiation.

Measurement of DNA damage after exposure to electromagnetic radiation in the cellular phone communication frequency band (835.62 and 847.74 MHz).

Measurement of DNA damage and apoptosis in Molt-4 cells after in vitro exposure to radiofrequency radiation.

Measurement of the 100MHz EMF radiation in vivo effects on zebrafish *D. rerio* embryonic development: A multidisciplinary study.

Measurements of alkali-labile DNA damage and protein-DNA crosslinks after 2450 MHz microwave and low-dose gamma irradiation in vitro.

Mechanism of short-term ERK activation by electromagnetic fields at mobile phone frequencies.

Mechanisms of electromagnetic radiation damaging male reproduction].

Melatonin and a spin-trap compound block radiofrequency electromagnetic radiation-induced DNA strand breaks in rat brain cells.

Melatonin attenuates radiofrequency radiation (900 MHz)-induced oxidative stress, DNA damage and cell cycle arrest in germ cells of male Swiss albino mice.

Melatonin modulates 900 Mhz microwave-induced lipid peroxidation changes in rat brain.

Melatonin protects rat thymus against oxidative stress caused by exposure to microwaves and modulates proliferation/apoptosis of thymocytes.

Melatonin reduces oxidative stress induced by chronic exposure of microwave radiation from mobile phones in rat brain.

Metabolic changes in cells under electromagnetic radiation of mobile communication systems].

Microwave absorption by magnetite: a possible mechanism for coupling nonthermal levels of radiation to biological systems.

Microwave effects on plasmid DNA.

Microwave electromagnetic field regulates gene expression in T-lymphoblastoid leukemia CCRF-CEM cell line exposed to 900 MHz.

Microwave exposure affecting reproductive system in male rats.

Microwave exposure of neuronal cells in vitro: Study of apoptosis.

Microwave induces apoptosis in A549 human lung carcinoma cell line.

Microwave radiation (2.45 GHz)-induced oxidative stress: Whole-body exposure effect on histopathology of Wistar rats.

Microwave radiation induced oxidative stress, cognitive impairment and inflammation in brain of Fischer rats.

Microwave radiation induces injury to GC-2spd cells].

Microwave-induced Apoptosis and Cytotoxicity of NK Cells through ERK1/2 Signaling.

Mitochondrial DNA damage and oxidative damage in HL-60 cells exposed to 900MHz radiofrequency fields.

Mitochondrial hyperpolarization and cytochrome-c release in microwave-exposed MCF-7 cells.

Mobile phone (1800MHz) radiation impairs female reproduction in mice, *Mus musculus*, through stress induced inhibition of ovarian and uterine activity.

Mobile phone radiation induces mode-dependent DNA damage in a mouse spermatocyte-derived cell line: a protective role of melatonin.

Mobile phone radiation induces reactive oxygen species production and DNA damage in human spermatozoa in vitro.

Mobile phone radiation-induced free radical damage in the liver is inhibited by the antioxidants N-acetyl cysteine and epigallocatechin-gallate.

Mobile phone signal exposure triggers a hormesis-like effect in *Atm*(+/+) and *Atm*(-/-) mouse embryonic fibroblasts.

Mobile phone specific electromagnetic fields induce transient DNA damage and nucleotide excision repair in serum-deprived human glioblastoma cells.

Mobile phone usage and male infertility in Wistar rats.

Mobile phones, heat shock proteins and cancer.

Mobile-phone radiation-induced perturbation of gene-expression profiling, redox equilibrium and sporadic-apoptosis control in the ovary of *Drosophila melanogaster*.

Modulation of cell death in the rat thymus. Light and electron microscopic investigations.

Modulation of wireless (2.45 GHz)-induced oxidative toxicity in laryngotracheal mucosa of rat by melatonin.

Morphological and antioxidant impairments in the spinal cord of male offspring rats following exposure to a continuous 900MHz electromagnetic field during early and mid-adolescence.

Mutagenic response of 2.45 GHz radiation exposure on rat brain.

Neural cell apoptosis induced by microwave exposure through mitochondria-dependent caspase-3 pathway.

Neurodegenerative changes and apoptosis induced by intrauterine and extrauterine exposure of radiofrequency radiation.

Neuroprotective effects of lotus seedpod procyanidins on extremely low frequency electromagnetic field-induced neurotoxicity in primary cultured hippocampal neurons.

Non-thermal bioeffects of static and extremely low frequency electromagnetic fields].

Non-thermal cellular effects of lowpower microwave radiation on the lens and lens epithelial cells.

Non-thermal DNA breakage by mobile-phone radiation (1800 MHz) in human fibroblasts and in transformed GFSH-R17 rat granulosa cells in vitro.

Non-thermal effects of 2.45 GHz microwaves on spindle assembly, mitotic cells and viability of Chinese hamster V-79 cells.

Non-thermal effects of continuous 2.45 GHz microwaves on Fas-induced apoptosis in human Jurkat T-cell line.

Normal doses of visible light can cause mutations in skin].

Overproduction of free radical species in embryonal cells exposed to low intensity radiofrequency radiation.

Oxidative and mutagenic effects of low intensity GSM 1800 MHz microwave radiation.

Oxidative changes and apoptosis induced by 1800-MHz electromagnetic radiation in NIH/3T3 cells.

Oxidative DNA damage in rats exposed to extremely low frequency electro magnetic fields.

Oxidative effects of extremely low frequency magnetic field and radio frequency radiation on testes tissues of diabetic and healthy rats.

Oxidative mechanisms of biological activity of low-intensity radiofrequency radiation.

Oxidative stress and prevention of the adaptive response to chronic iron overload in the brain of young adult rats exposed to a 150 kilohertz electromagnetic field.

Oxidative stress effects on the central nervous system of rats after acute exposure to ultra high frequency electromagnetic fields.

Oxidative stress-mediated alterations on sperm parameters in male Wistar rats exposed to 3G mobile phone radiation.

Oxidative stress-mediated skin damage in an experimental mobile phone model can be prevented by melatonin.

p25/CDK5 is partially involved in neuronal injury induced by radiofrequency electromagnetic field exposure.

PARAMETERS OF SPERMATOGENESIS IN MEN EXPOSED TO DIFFICULT ENVIRONMENTS].

Pathological effects of prenatal exposure to a 900 MHz electromagnetic field on the 21-day-old male rat kidney.

Pathological Findings Observed in the Kidneys of Postnatal Male Rats Exposed to the 2100 MHz Electromagnetic Field.

Pathophysiology of cell phone radiation: oxidative stress and carcinogenesis with focus on male reproductive system.

Pernicious effects of long-term, continuous 900-MHz electromagnetic field throughout adolescence on hippocampus morphology, biochemistry and pyramidal neuron numbers in 60-day-old Sprague Dawley male rats.

Post-continuous whole body exposure of rabbits to 650 MHz electromagnetic fields: effects on liver, spleen, and brain.

Postnatal development and behavior effects of in-utero exposure of rats to radiofrequency waves emitted from conventional WiFi devices.

Preliminary evaluation of nanoscale biogenic magnetite-based ferromagnetic transduction mechanisms for mobile phone bioeffects.

Prevalence of nuclear cataract in Swiss veal calves and its possible association with mobile telephone antenna base stations.

Pro- and antioxidant effect of electromagnetic fields of extremely high frequency (460 MHz) on brain tissues in experiment].

Proliferation and apoptosis in a neuroblastoma cell line exposed to 900 MHz modulated radiofrequency field.

Propagation of electromagnetic radiation in mitochondria?

Protective effect of Liuweidihuang Pills against cellphone electromagnetic radiation-induced histomorphological abnormality, oxidative injury, and cell apoptosis in rat testes].

Protective effect of melatonin and vitamin E against prooxidative action of iron ions and static magnetic field].

Protective effects of beta-glucan against oxidative injury induced by 2.45-GHz electromagnetic radiation in the skin tissue of rats.

Protective effects of Genistein on human renal tubular epithelial cells damage of microwave radiation].

Protective effects of luteolin on rat testis following exposure to 900 MHz electromagnetic field.

Protein oxidation under extremely low frequency electric field in guinea pigs. Effect of N-acetyl-L-cysteine treatment.

Pulse modulated 900 MHz radiation induces hypothyroidism and apoptosis in thyroid cells: a light, electron microscopy and immunohistochemical study.

Pulse-modulated Electromagnetic Radiation of Extremely High Frequencies Protects Cellular DNA against Damaging Effect of Physico-Chemical Factors in vitro].

Pulsed Electromagnetic Field Stimulation Promotes Anti-cell Proliferative Activity in Doxorubicin-treated Mouse Osteosarcoma Cells.

Pulsed electromagnetic fields accelerate apoptotic rate in osteoclasts.

Pulsed or continuous electromagnetic field induce p53/p21-mediated apoptotic signaling pathway in mouse spermatogenic cells in vitro and thus may affect male fertility.

Purkinje cell number decreases in the adult female rat cerebellum following exposure to 900 MHz electromagnetic field.

Quality Matters: Systematic Analysis of Endpoints Related to "Cellular Life" in Vitro Data of Radiofrequency Electromagnetic Field Exposure.

Radiation protection and possible mechanisms for low intensity microwave].

Radiations and male fertility.

Radio frequency electromagnetic radiation (RF-EMR) from GSM (0.9/1.8GHz) mobile phones induces oxidative stress and reduces sperm motility in rats.

Radiofrequency (microwave) radiation exposure of mammalian cells during UV-induced DNA repair synthesis.

Radiofrequency electromagnetic fields (UMTS, 1,950 MHz) induce genotoxic effects in vitro in human fibroblasts but not in lymphocytes.

Radiofrequency electromagnetic radiation exposure effects on amygdala morphology, place preference behavior and brain caspase-3 activity in rats.

Radiofrequency electromagnetic radiation from cell phone causes defective testicular function in male Wistar rats.

Radiofrequency exposure and mammalian cell toxicity, genotoxicity, and transformation.

Radiofrequency radiation (900 MHz) induces Egr-1 gene expression and affects cell-cycle control in human neuroblastoma cells.

Radiofrequency radiation (900 MHz)-induced DNA damage and cell cycle arrest in testicular germ cells in swiss albino mice.

Radiofrequency radiation emitted from Wi-Fi (2.4 GHz) causes impaired insulin secretion and increased oxidative stress in rat pancreatic islets.

Radioprotective effects of honeybee venom (*Apis mellifera*) against 915-MHz microwave radiation-induced DNA damage in wistar rat lymphocytes: in vitro study.

RAPD Profiling, DNA Fragmentation, and Histomorphometric Examination in Brains of Wistar Rats Exposed to Indoor 2.5 Ghz Wi-Fi Devices Radiation.

Reactive oxygen species elevation and recovery in *Drosophila* bodies and ovaries following short-term and long-term exposure to DECT base EMF.

Reactive oxygen species formation and apoptosis in human peripheral blood mononuclear cell induced by 900 MHz mobile phone radiation.

Reactive oxygen species levels and DNA fragmentation on astrocytes in primary culture after acute exposure to low intensity microwave electromagnetic field.

Recent advances in research on radiofrequency fields and health.

Recent advances in the effects of microwave radiation on brains.

Recent reports of Wi-Fi and mobile phone-induced radiation on oxidative stress and reproductive signaling pathways in females and males.

Relationship between activation of microglia and Jaks phosphorylation induced by microwave irradiation].

Response of *Caenorhabditis elegans* to wireless devices radiation exposure.

Resveratrol may reverse the effects of long-term occupational exposure to electromagnetic fields on workers of a power plant.

RKIP Regulates Neural Cell Apoptosis Induced by Exposure to Microwave Radiation Partly Through the MEK/ERK/CREB Pathway.

Role of melatonin on electromagnetic radiation-induced oxidative stress and Ca<sup>2+</sup> signaling molecular pathways in breast cancer.

Role of Mitochondria in the Oxidative Stress Induced by Electromagnetic Fields: Focus on Reproductive Systems.

Role of radical pairs and feedback in weak radio frequency field effects on biological systems.

Saccharomyces cerevisiae as a model organism for studying the carcinogenicity of non-ionizing electromagnetic fields and radiation].

Searching for the perfect wave: the effect of radiofrequency electromagnetic fields on cells.

Selenium reduces mobile phone (900 MHz)-induced oxidative stress, mitochondrial function, and apoptosis in breast cancer cells.

Selenium supplementation ameliorates electromagnetic field-induced oxidative stress in the HEK293 cells.

Selenium supplementation ameliorates static magnetic field-induced disorders in antioxidant status in rat tissues.

Sensitivity of spiral ganglion neurons to damage caused by mobile phone electromagnetic radiation will increase in lipopolysaccharide-induced inflammation in vitro model.

Short-term exposure to 50 Hz ELF-EMF alters the cisplatin-induced oxidative response in AT478 murine squamous cell carcinoma cells.

Single strand DNA breaks in rat brain cells exposed to microwave radiation.

Single- and double-strand DNA breaks in rat brain cells after acute exposure to radiofrequency electromagnetic radiation.

Static magnetic field affects oxidative stress in mouse cochlea.

Studies on the injury effects of hippocampus induced by high power microwave radiation in rat].

Study of low-intensity 2450-MHz microwave exposure enhancing the genotoxic effects of mitomycin C using micronucleus test and comet assay in vitro.

Study of p53 expression and post-transcriptional modifications after GSM-900 radiofrequency exposure of human amniotic cells.

Studying the protein expression in human B lymphoblastoid cells exposed to 1.8-GHz (GSM) radiofrequency radiation (RFR) with protein microarray.

Synergism between electricity and ionizing radiation.

Ten gigahertz microwave radiation impairs spatial memory, enzymes activity, and histopathology of developing mice brain.

Teratogenic effect of broad-band electromagnetic field on neonatal mice (Mus musculus).

Testicular apoptosis and histopathological changes induced by a 2.45 GHz electromagnetic field.

The 2100MHz radiofrequency radiation of a 3G-mobile phone and the DNA oxidative damage in brain.

The activity of prooxidant-antioxidant system in loach embryos under the action of microwave radiation].

The amelioration of phagocytic ability in microglial cells by curcumin through the inhibition of EMF-induced pro-inflammatory responses.

The antioxidant effect of Green Tea Mega EGCG against electromagnetic radiation-induced oxidative stress in the hippocampus and striatum of rats.

The apoptotic effect and the plausible mechanism of microwave radiation on rat myocardial cells.

The cardiac injury effect of microwave radiation on rabbit and its mechanism].

The effect of 50 hz magnetic field of different shape on oxygen metabolism in blood platelets: in vitro studies.

The effect of decimeter waves on the metabolism of the myocardium and its hormonal regulation in rabbits with experimental ischemia].

The effect of electromagnetic field exposure on the formation of DNA lesions.

The effect of electromagnetic field exposure on the formation of DNA single strand breaks in human cells.

The effect of electromagnetic field on reactive oxygen species production in human neutrophils in vitro.

The effect of electromagnetic radiation on the rat brain: an experimental study.

The effect of electromagnetic waves of very high frequency of molecular spectra of radiation and absorption of nitric oxide on the functional activity of platelets].

The effect of exposure of rats during prenatal period to radiation spreading from mobile phones on renal development.

The effect of melatonin on the liver of rats exposed to microwave radiation.

The effect of microwave irradiation on the peroxide modification of low density lipoproteins in human blood serum].

The effect of microwave radiation on the levels of MDA and the activity of SOD of nasopharyngeal carcinoma cells].

The effect of microwaves on lipid peroxidation and on lipid and mineral metabolism in warm-blooded animals (experimental research)].



The effect of prenatal exposure to 1800 MHz electromagnetic field on calcineurin and bone development in rats.

The effect of prenatal exposure to 900-MHz electromagnetic field on the 21-old-day rat testicle.

The effect of radiofrequency radiation on DNA and lipid damage in female and male infant rabbits.

The effect of radiofrequency radiation on DNA and lipid damage in non-pregnant and pregnant rabbits and their newborns.

The effects of electromagnetic fields from power lines on avian reproductive biology and physiology: a review.

The effects of electromagnetic radiation (2450 MHz wireless devices) on the heart and blood tissue: role of melatonin.

The effects of exposure to electromagnetic field on rat myocardium.

The effects of long-term exposure to a 2450 MHz electromagnetic field on growth and pubertal development in female Wistar rats.

The Effects of Melatonin on Oxidative Stress Parameters and DNA Fragmentation in Testicular Tissue of Rats Exposed to Microwave Radiation.

The effects of mobile phones on apoptosis in cerebral tissue: an experimental study on rats.

The effects of N-acetylcysteine and epigallocatechin-3-gallate on liver tissue protein oxidation and antioxidant enzyme levels after the exposure to radiofrequency radiation.

The effects of prenatal exposure to a 900-MHz electromagnetic field on the 21-day-old male rat heart.

The effects of prenatal long-duration exposure to 900-MHz electromagnetic field on the 21-day-old newborn male rat liver.

The effects of radiofrequency electromagnetic radiation on sperm function.

The effects of simultaneous combined exposure to CDMA and WCDMA electromagnetic fields on rat testicular function.

The genotoxic effect of radiofrequency waves on mouse brain.

The impact of electromagnetic radiation (2.45 GHz, Wi-Fi) on the female reproductive system: The role of vitamin C.

The impact of electromagnetic radiation of different parameters on platelet oxygen metabolism - in vitro studies.

The influence of 1800 MHz GSM-like signals on blood chemistry and oxidative stress in non-pregnant and pregnant rabbits.

The influence of 1800 MHz GSM-like signals on hepatic oxidative DNA and lipid damage in nonpregnant, pregnant, and newly born rabbits.

The influence of microwave radiation from cellular phone on fetal rat brain.

The injury effects of microwave exposure on visual performance and retinal ganglion cells (RGCs) in rats].

The link between radiofrequencies emitted from wireless technologies and oxidative stress.

The pathogenesis of central nervous system functional disorders after exposure to microwave radiation].

The physiopathological effects of quercetin on oxidative stress in radiation of 4.5 g mobile phone exposed liver tissue of rat.

The preventive effect of lotus seedpod procyanidins on cognitive impairment and oxidative damage induced by extremely low frequency electromagnetic field exposure.

The prophylactic effect of vitamin C on oxidative stress indexes in rat eyes following exposure to radiofrequency wave generated by a BTS antenna model.

The protective effect of autophagy on mouse spermatocyte derived cells exposure to 1800MHz radiofrequency electromagnetic radiation.

The protective effect of caffeic acid phenethyl ester (CAPE) on oxidative stress in rat liver exposed to the 900 MHz electromagnetic field.

The protective effects of N-acetyl-L-cysteine and epigallocatechin-3-gallate on electric field-induced hepatic oxidative stress.

The repair of gamma-ray-induced chromosomal damage in human lymphocytes after exposure to extremely low frequency electromagnetic fields.

The role of chemical and physical factors in cancer development].

The role of electromagnetic fields in neurological disorders.

The role of heat shock proteins HSP90 in the response of immune cells to centimeter microwaves].

The role of zinc supplementation in the inhibition of tissue damage caused by exposure to electromagnetic field in rat lung and liver tissues.

The study of retinal ganglion cell apoptosis induced by different intensities of microwave irradiation.

The therapeutic effect of a pulsed electromagnetic field on the reproductive patterns of male Wistar rats exposed to a 2.45-GHz microwave field.

The use of millimeter wavelength electromagnetic waves in cardiology.

Therapeutic approaches of melatonin in microwave radiations-induced oxidative stress-mediated toxicity on male fertility pattern of Wistar rats.

Thermal and non-thermal health effects of low intensity non-ionizing radiation: An international perspective.

Ultra-wideband pulses increase nitric oxide production by RAW 264.7 macrophages incubated in nitrate.

Upregulation of HIF-1alpha via activation of ERK and PI3K pathway mediated protective response to microwave-induced mitochondrial injury in neuron-like cells.

Use of terahertz electromagnetic radiation at nitric oxide frequencies for the correction of thyroid functional state during stress].

Vitamin C protects rat cerebellum and encephalon from oxidative stress following exposure to radiofrequency wave generated by a BTS antenna model.

Wi-Fi (2.45 GHz)- and mobile phone (900 and 1800 MHz)-induced risks on oxidative stress and elements in kidney and testis of rats during pregnancy and the development of offspring.

Wi-Fi is an important threat to human health.

Zinc protective effects on pig retinal pigment epithelial cell damage of lipid peroxide induced by 2450 MHz microwave].

Zinc supplementation ameliorates electromagnetic field-induced lipid peroxidation in the rat brain.

## FACTOR 9

Theme – Neurodegenerative diseases

Key MeSH Headings - Parkinson Disease, Neurodegenerative Diseases, Alzheimer Disease, Amyotrophic Lateral Sclerosis, Motor Neuron Disease, Occupational Diseases, Dementia, Brain Diseases, Dementia, Vascular

### **Titles**

5-HT contents change in peripheral blood of workers exposed to microwave and high frequency radiation].

60 Hertz magnetic field exposure assessment for an investigation of leukemia in telephone lineworkers.

A case-control study on the risk factors of Alzheimer's disease in military elderly men].

A cluster of male breast cancer in office workers.

A cognitive-behavioral treatment of patients suffering from "electric hypersensitivity". Subjective effects and reactions in a double-blind provocation study.

A literature review: the cardiovascular effects of exposure to extremely low frequency electromagnetic fields.

A methodological approach to studying the values of 50-Hz electromagnetic fields that influence the workers of power enterprises].

A mortality study of electrical utility workers in Quebec.

A population-based cohort study of occupational exposure to magnetic fields and cardiovascular disease mortality.

A study on the biological effects of exposure mobile-phone frequency EMF].

Absenteeism and mortality of workers exposed to electromagnetic fields in the French Electricity Company.

Acute effects of ELF electromagnetic fields: a field study of linesmen working with 400 kV power lines.

Acute effects of pulsed microwaves and 3-nitropropionic acid on neuronal ultrastructure in the rat caudate-putamen.

Acute leukaemia in workers exposed to electromagnetic fields.

Acute leukemia in electrical workers: a New Zealand case-control study.

Adult mortality from leukemia, brain cancer, amyotrophic lateral sclerosis and magnetic fields from power lines: a case-control study in Brazil.

Amyotrophic lateral sclerosis (ALS) and extremely-low frequency (ELF) magnetic fields: a study in the SOD-1 transgenic mouse model.

Amyotrophic lateral sclerosis and environmental factors.

Amyotrophic lateral sclerosis and exposure to metals and other occupational/environmental hazardous materials: state of the art].

Amyotrophic lateral sclerosis and occupational exposure to electromagnetic fields.

Amyotrophic Lateral Sclerosis and Occupational Exposures: A Systematic Literature Review and Meta-Analyses.

An apparently incongruous exposure-response relationship resulting from the use of job description to assess magnetic field exposure.

Annals of conflicting results: looking back on electromagnetic field research.

Are occupational, hobby, or lifestyle exposures associated with Philadelphia chromosome positive chronic myeloid leukaemia?

Are thyroid dysfunctions related to stress or microwave exposure (900 MHz)?

Assessment of cellular telephone and other radio frequency exposure for epidemiologic research.

Assessment of magnetic field exposures for a mortality study at a uranium enrichment plant.

ASSESSMENT OF OCCUPATIONAL EXPOSURE TO RADIO FREQUENCY ELECTROMAGNETIC FIELDS].

Association between exposure to pulsed electromagnetic fields and cancer in electric utility workers in Quebec, Canada, and France.

Association between extremely low-frequency electromagnetic fields occupations and amyotrophic lateral sclerosis: a meta-analysis.

Association between occupational exposure to power frequency electromagnetic fields and amyotrophic lateral sclerosis: a review.

Berkson error adjustment and other exposure surrogates in occupational case-control studies, with application to the Canadian INTEROCC study.

Biologic effects and health consequences of low and high (radio) frequency electromagnetic fields.

Biological effects on human health due to radiofrequency/microwave exposure: a synopsis of cohort studies.

Biological indicators in response to radiofrequency/microwave exposure.

Biophysical mechanisms of electromagnetic fields interaction and health effects].

Brain cancer and occupational exposure to magnetic fields among men: results from a Canadian population-based case-control study.

Breast cancer and electromagnetic fields--a review.

Can exposure to a terrestrial trunked radio (TETRA)-like signal cause symptoms? A randomised double-blind provocation study.

Cancer in the electric power industry.

Cancer incidence among Norwegian airline pilots.

Cancer incidence among welders: possible effects of exposure to extremely low frequency electromagnetic radiation (ELF) and to welding fumes.

Cancer incidence and magnetic field exposure in industries using resistance welding in Sweden.

Carcinogenic risk of extremely-low-frequency electromagnetic fields: state of the art].

Cardiovascular diseases and the work environment. A critical review of the epidemiologic literature on nonchemical factors.

Causes of death among Belgian professional military radar operators: a 37-year retrospective cohort study.

Chromosome studies of personnel exposed to electromagnetic radiation at radar centers].

Clinical monitoring in areas of exposure to radiofrequency electromagnetic fields].

Clinical variants of the disease caused by exposure to radio-frequency electromagnetic fields].

Cohort and nested case-control studies of hematopoietic cancers and brain cancer among electric utility workers.

Computer screens and brain cancer.

Contemporary state of hygienic regulation of electromagnetic fields and prospective harmonizing with foreign standards].

Criterial parameter of hygienic regulation for exposure to rarely repeated ultrashort electromagnetic impulses].

Current problems of nonionizing radiation.

Dementia and occupational exposure to magnetic fields.

Depression in high voltage power line workers.

Description of persons with symptoms presumed to be caused by electricity or visual display units--oral aspects.

Development and evaluation of a tool for retrospective exposure assessment of selected endocrine disrupting chemicals and EMF in the car manufacturing industry.

Difficulties of expert testimony in microwave disease].

Ecological and hygienic studies of electromagnetic irradiation of navigation safety system in Eastern area of the Finnish Gulf].

Effect of electromagnetic radiation on T-lymphocyte subpopulations and immunoglobulin level in human blood serum after occupational exposure].

Effect of radiofrequency electromagnetic field exposure on in vitro models of neurodegenerative disease.

Effect of ultra high frequency electromagnetic waves and lead on the workers' health; phytotherapy of the disorders].

Effect of wide-band modulated electromagnetic fields on the workers of high-frequency telephone exchanges].

Effects of 60 Hz electromagnetic field exposure on APP695 transcription levels in differentiating human neuroblastoma cells.

Effects of exposure to microwaves: problems and perspectives.

Effects of exposure to very high frequency radiofrequency radiation on six antenna engineers in two separate incidents.

Electric and magnetic fields and health outcomes--an overview.

Electric and magnetic fields at power frequencies.

Electrical occupations and neurodegenerative disease: analysis of U.S. mortality data.

Electromagnetic field exposure and cancer: a review of epidemiologic evidence.

Electromagnetic interference of GSM mobile phones with the implantable deep brain stimulator, ITREL-III.

Electromagnetic pulse exposure induces overexpression of beta amyloid protein in rats.

Elevated risk of Alzheimer's disease among workers with likely electromagnetic field exposure.

EMF and health.

Environmental risk factors for non-Hodgkin's lymphoma: a population-based case-control study in Languedoc-Roussillon, France.

Epidemiologic studies of electric and magnetic fields and cancer: a case study of distortions by the media.

Epidemiologic studies of the effect of microwaves (neurophysiologic, hematologic and ophthalmologic aspects)].

Epidemiological risk assessment of pathology development in occupational exposure to radiofrequency electromagnetic fields].

Evaluation of occupational risk caused by exposure to electromagnetic rays].

Evaluation of various psychologic parameters in a group of workers occupationally exposed to radiofrequency].

Evaluation of vital activity of workers with obliterating diseases of lower extremities servicing electric transmission lines].

Exposure from occupational versus other sources.

Exposure to electromagnetic fields and risk of central nervous system diseases among employees at Danish electric companies].

Exposure to extremely-low-frequency electromagnetic fields and radiofrequency radiation: cardiovascular effects in humans.

Exposure to low-frequency electromagnetic fields--a health hazard?

Exposure to magnetic fields among electrical workers in relation to leukemia risk in Los Angeles County.

Exposure to VHF and UHF electromagnetic fields among workers employed in radio and TV broadcast centers. I. Assessment of exposure].

Exposure, health complaints and cognitive performance among employees of an MRI scanners manufacturing department.

Fifty Hertz electromagnetic field exposure stimulates secretion of beta-amyloid peptide in cultured human neuroglioma.

Follow-up of radio and telegraph operators with exposure to electromagnetic fields and risk of breast cancer.

Future needs of occupational epidemiology of extremely low frequency electric and magnetic fields: review and recommendations.

Health Effects of Electromagnetic Fields on Reproductive-Age Female Operators of Plastic Welding Machines in Fuzhou, China.

Health effects of electromagnetic fields].

Health effects relevant to the setting of EMF exposure limits.

Health of workers exposed to electric fields.

Health problems among operators of plastic welding machines and exposure to radiofrequency electromagnetic fields.



Health state and performance of operators in electric discharge facilities--sources of electromagnetic impulses].

HEALTH STATUS OF ELECTROTECHNICAL PERSONNEL EXPOSED TO THE COMBINED IMPACT OF ELECTROMAGNETIC FIELDS OF 50 HZ AND CHEMICALS].

Health status of railway workers using magnetic powder flaw detectors].

Health status of the workers exposed to strong, constant magnetic fields].

Hygienic assessment of working conditions and functional resistance in electric power station workers].

HYGIENIC ASSESSMENT OF WORKING CONDITIONS OF EMPLOYEES OF BROADCASTING CENTER].

Hygienic evaluation of work conditions for shielded compartments staff].

Hygienic optimization of the use of chemical protective means on railway transport].

Idiopathic environmental intolerance: 2 disabling entities to recognize].

Impact of electromagnetic fields on a computer user].

Incidence of breast cancer in a Norwegian cohort of women with potential workplace exposure to 50 Hz magnetic fields.

Incidence of cancer among workers in Norwegian hydroelectric power companies.

Incidence of cancer in Norwegian workers potentially exposed to electromagnetic fields.

Incidence of cancer in persons with occupational exposure to electromagnetic fields in Denmark.

Incidence of leukaemia and brain tumours in some "electrical occupations".

Increased incidence of cancer in a cohort of office workers exposed to strong magnetic fields.

Influence of power frequency electric and magnetic fields on human health.

Interactions between occupational exposure to extremely low frequency magnetic fields and chemicals for brain tumour risk in the INTEROCC study.

Interactive effect of chemical substances and occupational electromagnetic field exposure on the risk of gliomas and meningiomas in Swedish men.

Leukaemia, brain tumours and exposure to extremely low frequency magnetic fields: cohort study of Swiss railway employees.

Leukemia and occupational exposure to electromagnetic fields: review of epidemiologic surveys.

Leukemia following occupational exposure to 60-Hz electric and magnetic fields among Ontario electric utility workers.

Leukemia in electric utility workers: the evaluation of alternative indices of exposure to 60 Hz electric and magnetic fields.

Leukemia in telephone linemen.

Long term and excessive use of 900 MHz radiofrequency radiation alter microRNA expression in brain.

Low frequency electromagnetic fields in the working environment--exposure and health effects. Elevated risk of cancer, reproductive hazards or other unwanted health effects?].

Low-back pain among electric power supply workers and their attitude toward its prevention and the treatment.

Magnetic field exposure and neurodegenerative disease mortality among electric utility workers.

Magnetic field exposure and neurodegenerative diseases--recent epidemiological studies.

Magnetic field exposure in relation to leukemia and brain cancer mortality among electric utility workers.

Magnetic field exposure related to cancer subtypes.

Magnetic field on the deranged accommodation of visual detector terminal operators].

Magnetic fields and brain tumour risks in UK electricity supply workers.

Magnetic fields and leukaemia risks in UK electricity supply workers.

Magnetic fields exposure from high-voltage power lines and risk of amyotrophic lateral sclerosis in two Italian populations.

Male breast tumors in railway engine drivers: investigation of 5 cases].

Microwave antigen retrieval of beta-amyloid precursor protein immunoreactivity.

Microwave sickness: a reappraisal.

Mobile phone use and brain tumours in the CERENAT case-control study.

Modern concepts and methodology of means, methods of protection, and safety measures for servicemen affected by nonionizing radiation].

Mortality among workers in the geothermal power plants at Larderello, Italy.

Mortality from amyotrophic lateral sclerosis, other chronic disorders, and electric shocks among utility workers.

Mortality from brain cancer and leukaemia among electrical workers.

Mortality from neurodegenerative disease and exposure to extremely low-frequency magnetic fields: 31 years of observations on Swiss railway employees.

Mortality of personnel operating electric power objects with 500 kV voltage].

Myeloid leukemias and myelodysplastic syndromes: chemical exposure, histologic subtype and cytogenetics in a case-control study.

Neurodegenerative disease and magnetic field exposure in UK electricity supply workers.

Neurodegenerative diseases in welders and other workers exposed to high levels of magnetic fields.

Neurodegenerative diseases, suicide and depressive symptoms in relation to EMF.

Neurological effects of microwave exposure related to mobile communication.

Neurological effects of radiofrequency radiation.

News in occupational cancers].

Non-Hodgkin's lymphoma among electric utility workers in Ontario: the evaluation of alternate indices of exposure to 60 Hz electric and magnetic fields.

Non-ionizing radiation exposure causing ill-health and alopecia areata.

Novelties in hygienic evaluation of electromagnetic conditions on computerized workplaces].

Occupation and malignant lymphoma: a population based case control study in Germany.

Occupational assessment of computer placement in school areas].

Occupational electromagnetic field exposures associated with sleep quality: a cross-sectional study.

Occupational exposure and amyotrophic lateral sclerosis in a prospective cohort.

Occupational exposure of healthcare and research staff to static magnetic stray fields from 1.5-7 Tesla MRI scanners is associated with reporting of transient symptoms.

Occupational exposure to electromagnetic field and breast cancer risk in a large, population-based, case-control study in the United States.

Occupational exposure to electromagnetic fields and Alzheimer disease.

Occupational exposure to electromagnetic fields and its health effects in electric energy workers].

Occupational exposure to electromagnetic fields and sex-differential risk of uveal melanoma.

Occupational exposure to electromagnetic fields and the occurrence of brain tumors. An analysis of possible associations.

Occupational exposure to electromagnetic fields of extremely low frequency (with particular regard to power plants) and the health status of workers, based on a literature review].

Occupational exposure to extremely low frequency electric and magnetic fields and Alzheimer disease: a meta-analysis.

Occupational exposure to extremely low frequency magnetic fields and risk of Alzheimer disease: A systematic review and meta-analysis.

Occupational exposure to ionizing radiation and electromagnetic fields in relation to the risk of thyroid cancer in Sweden.

Occupational exposure to low frequency magnetic fields and dementia: a case-control study.

Occupational exposure to low frequency magnetic fields and the risk of low grade and high grade glioma.

Occupational exposure to magnetic fields in case-referent studies of neurodegenerative diseases.

Occupational exposure to non-ionizing radiation and an association with heart disease: an exploratory study.

Occupational exposure to physical agents: the new Italian database for risk assessment and control.

Occupational exposure to power frequency magnetic fields and risk of non-Hodgkin lymphoma.

Occupational exposures and brain cancer mortality: a preliminary study of east Texas residents.

Occupational Exposures and Neurodegenerative Diseases-A Systematic Literature Review and Meta-Analyses.

Occupational exposures and the risk of amyotrophic lateral sclerosis.

Occupational exposures obtained by questionnaire in clinical practice and their association with semen quality.

Occupational exposures to extremely low frequency magnetic fields and postmenopausal breast cancer.

Occupational factors of anxiety and depressive disorders in the French National Electricity and Gas Company. The Anxiety-Depression Group.

Occupational hazards for the male reproductive system.

Occupational health evaluation of electromagnetic fields in electric trains and subway technologic areas].

Occupational magnetic field exposure and neurodegenerative disease.

Occupational magnetic field exposure and site-specific cancer incidence: a Swedish cohort study.

Occupational risk and its prophylaxis for female workers engaged in radio-electronic instrument industry].

Occupational risk factors for acute leukaemia: a case-control study.

Occupational risk factors for cancer of the central nervous system: a case-control study on death certificates from 24 U.S. states.

Occupational risk factors in Alzheimer's disease: a review assessing the quality of published epidemiological studies.

Occupational risks in grocery stores].

Occupations with exposure to electromagnetic fields: a possible risk factor for Alzheimer's disease.

Ocular medical surveillance on microwave and laser workers.

On prevention of a combined impact of electromagnetic radiation and climatic/weather factors on worker's organism].

On prevention of electromagnetic rays effects in workers exposed to extreme climate conditions].

On the microwave exposure.

Optimization of methods for measurement and assessment of occupational exposure to electromagnetic fields in physiotherapy (SW diathermy)].

Overview of epidemiologic research on electric and magnetic fields and cancer.

Perspectives on health effects of electric and magnetic fields.

Physical factors and stress].

Physicians appeals on the dangers of mobile communication--what is the evidence? Assessment of public health data.

Prevalence of depression among electrical workers.

Prevalence of musculoskeletal disorders and related occupational causative factors among electricity linemen: A narrative review.

Problem of studying influence of electric and magnetic fields on human health. Results and prospects].

Provocation of the electromagnetic distress syndrome.

Radiofrequency (RF) sickness in the Lilienfeld Study: an effect of modulated microwaves?

Radiofrequency electromagnetic fields; male infertility and sex ratio of offspring.

Radiofrequency fields, transthyretin, and Alzheimer's disease.

Relationship between amyloid beta protein and melatonin metabolite in a study of electric utility workers.

Relationships between occupational history and serum concentrations of organochlorine compounds in exocrine pancreatic cancer.

Remote effects of occupational and non-occupational exposure to electromagnetic fields of power-line frequency. Epidemiological studies].

Reports on electromagnetic field strength measurements issued for occupational health and safety needs in the opinion of radio communication station users].

Residence near power lines and mortality from neurodegenerative diseases: longitudinal study of the Swiss population.

Residential and occupational exposures to 50-Hz magnetic fields and breast cancer in women: a population-based study.

Residential distance to high-voltage power lines and risk of neurodegenerative diseases: a Danish population-based case-control study.

Review of the epidemiologic literature on EMF and Health.

Risk agents related to work and amyotrophic lateral sclerosis: An occupational medicine focus.

Risk factors for Alzheimer disease: a population-based case-control study in Istanbul, Turkey.

Risk factors, health risks, and risk management for aircraft personnel and frequent flyers.

Risk for leukaemia and brain and breast cancer among Danish utility workers: a second follow-up.

Risk of severe cardiac arrhythmia in male utility workers: a nationwide danish cohort study.

Searching for the perfect wave: the effect of radiofrequency electromagnetic fields on cells.

Setting prudent public health policy for electromagnetic field exposures.

Socioeconomic status, social mobility and cancer occurrence during working life: a case-control study among French electricity and gas workers.

State of peripheral blood of technical personnel exposed to constant magnetic fields].

Symptoms of the musculoskeletal system and exposure to magnetic fields in an aluminium plant.

Systematic analysis of the state of man exposed to radio wave irradiation for a long time].

The effect of various occupational exposures to microwave radiation on the concentrations of immunoglobulins and T lymphocyte subsets].

The evaluation of the consequences of electromagnetic irradiation of hands in operators of high-frequency welding devices].

The evaluation of the exposure of seamstresses to electromagnetic fields, emitted by sewing machines].

The health problems of computer operators].

The possible role of radiofrequency radiation in the development of uveal melanoma.

The potential hazard for the development of leukemia from exposure to electromagnetic radiation (a review of the literature)].

The psychosocial work environment and skin symptoms among visual display terminal workers: a case referent study.

The strategy of targetted health surveillance. II. Genetically determined susceptibility to chemical substances and other issues related to health surveillance.

Trends in nonionizing electromagnetic radiation bioeffects research and related occupational health aspects.

Various psychological parameters in subjects occupationally exposed to radiofrequencies].

Work environment and cardiovascular diseases. A short review of the literature.

Work related etiology of amyotrophic lateral sclerosis (ALS): a meta-analysis.

**FACTOR 10**

Theme - Cerebrovascular disorders

Key MeSH Headings - Cerebrovascular Disorders, Dementia, Migraine Disorders, Tinnitus, Headache, Sleep Wake Disorders, Carotid Artery Diseases, Alzheimer Disease, Dementia, Vascular

**Titles**

A 50-Hz electromagnetic field impairs sleep.

A case-control study on the risk factors of Alzheimer's disease in military elderly men].

A literature review of medical side effects from radio-frequency energy in the human environment: involving cancer, tumors, and problems of the central nervous system.

A study on the biological effects of exposure mobile-phone frequency EMF].

A survey study on some neurological symptoms and sensations experienced by long term users of mobile phones.

Association between exposure to radiofrequency electromagnetic fields assessed by dosimetry and acute symptoms in children and adolescents: a population based cross-sectional study.

Association between overuse of mobile phones on quality of sleep and general health among occupational health and safety students.

Association of mobile phone radiation with fatigue, headache, dizziness, tension and sleep disturbance in Saudi population.

Association of tinnitus and electromagnetic hypersensitivity: hints for a shared pathophysiology?

Cell phones: modern man's nemesis?

Clinical features of headache associated with mobile phone use: a cross-sectional study in university students.

Cohort study on the effects of everyday life radio frequency electromagnetic field exposure on non-specific symptoms and tinnitus.

Dementia and occupational exposure to magnetic fields.

Do mobile phone base stations affect sleep of residents? Results from an experimental double-blind sham-controlled field study.

Effect of stress and intensity of mobile phone using on the health and subjective symptoms in GSM workers].

Effects of 60 Hz electromagnetic field exposure on APP695 transcription levels in differentiating human neuroblastoma cells.



Effects of Millimeter-Wave Electromagnetic Radiation on the Experimental Model of Migraine.

Effects of Sleep Quality on the Association between Problematic Mobile Phone Use and Mental Health Symptoms in Chinese College Students.

Electrical occupations and neurodegenerative disease: analysis of U.S. mortality data.

Electromagnetic hypersensitivity (EHS) and subjective health complaints associated with electromagnetic fields of mobile phone communication--a literature review published between 2000 and 2004.

Electromagnetic pulse exposure induces overexpression of beta amyloid protein in rats.

Elevated risk of Alzheimer's disease among workers with likely electromagnetic field exposure.

Exposure to electromagnetic fields and risk of central nervous system diseases among employees at Danish electric companies].

Fifty Hertz electromagnetic field exposure stimulates secretion of beta-amyloid peptide in cultured human neuroglioma.

Headache and sferics.

Health of workers exposed to electric fields.

Individual variation in temporal relationships between exposure to radiofrequency electromagnetic fields and non-specific physical symptoms: A new approach in studying 'electrosensitivity'.

Investigation of sleep disorders in the vicinity of high frequency transmitters].

Long term and excessive use of 900 MHz radiofrequency radiation alter microRNA expression in brain.

Long-term and frequent cellular phone use and risk of acoustic neuroma.

Magnetic field exposure and neurodegenerative disease mortality among electric utility workers.

Magnetic field exposure and neurodegenerative diseases--recent epidemiological studies.

Microwave antigen retrieval of beta-amyloid precursor protein immunoreactivity.

Microwave sickness: a reappraisal.

Mobile communication: radiobiology problems and evaluation of danger].

Mobile phone headache: a double blind, sham-controlled provocation study.

Mobile phone use and health symptoms in children.

Mobile phone use and stress, sleep disturbances, and symptoms of depression among young adults--a prospective cohort study.

Mobile phone use and subjective symptoms. Comparison of symptoms experienced by users of analogue and digital mobile phones.

Mobile Phone Use and The Risk of Headache: A Systematic Review and Meta-analysis of Cross-sectional Studies.

Mobile phone use, school electromagnetic field levels and related symptoms: a cross-sectional survey among 2150 high school students in Izmir.

Natural very-low-frequency sferics and headache.

Neurobehavioral effects among inhabitants around mobile phone base stations.

Neurodegenerative diseases in welders and other workers exposed to high levels of magnetic fields.

Neurodegenerative diseases, suicide and depressive symptoms in relation to EMF.

Neurological changes induced by a mobile phone.

Non-specific physical symptoms and electromagnetic field exposure in the general population: can we get more specific? A systematic review.

Occupational electromagnetic field exposures associated with sleep quality: a cross-sectional study.

Occupational exposure to electromagnetic fields and Alzheimer disease.

Occupational exposure to extremely low frequency electric and magnetic fields and Alzheimer disease: a meta-analysis.

Occupational exposure to extremely low frequency magnetic fields and risk of Alzheimer disease: A systematic review and meta-analysis.

Occupational exposure to low frequency magnetic fields and dementia: a case-control study.

Occupational exposure to magnetic fields in case-referent studies of neurodegenerative diseases.

Occupational Exposures and Neurodegenerative Diseases-A Systematic Literature Review and Meta-Analyses.

Occupational magnetic field exposure and neurodegenerative disease.

Occupational risk factors in Alzheimer's disease: a review assessing the quality of published epidemiological studies.

Occupations with exposure to electromagnetic fields: a possible risk factor for Alzheimer's disease.

Physicians appeals on the dangers of mobile communication--what is the evidence? Assessment of public health data.

Preliminary report: symptoms associated with mobile phone use.

Prevalence of headache among handheld cellular telephone users in Singapore: a community study.

Psychological symptoms and intermittent hypertension following acute microwave exposure.

Radio and microwave frequency radiation and health--an analysis of the literature].

Radiofrequency fields, transthyretin, and Alzheimer's disease.

Relationship between amyloid beta protein and melatonin metabolite in a study of electric utility workers.

Residence near power lines and mortality from neurodegenerative diseases: longitudinal study of the Swiss population.

Residential distance to high-voltage power lines and risk of neurodegenerative diseases: a Danish population-based case-control study.

Risk factors for Alzheimer disease: a population-based case-control study in Istanbul, Turkey.

Role of ultrasonic dopplerography in monitoring the effectiveness of treatment of patients who have sustained a stroke with decimeter-range electromagnetic waves].

Subjective symptoms related to mobile phone use--a pilot study].

Subjective symptoms, sleeping problems, and cognitive performance in subjects living near mobile phone base stations.

Survey of mobile phone use and their chronic effects on the hearing of a student population.

Symptom prevalence and worry about high voltage transmission lines.

Symptoms experienced by people in vicinity of base stations: II/ Incidences of age, duration of exposure, location of subjects in relation to the antennas and other electromagnetic factors].

Symptoms of ill health ascribed to electromagnetic field exposure--a questionnaire survey.

Symptoms reported by mobile cellular telephone users].

The association between use of mobile phones after lights out and sleep disturbances among Japanese adolescents: a nationwide cross-sectional survey.

The effects of 884 MHz GSM wireless communication signals on headache and other symptoms: an experimental provocation study.

The prevalence of symptoms attributed to electromagnetic field exposure: a cross-sectional representative survey in Switzerland.

The relationship between adolescents' well-being and their wireless phone use: a cross-sectional study.

The risk of subjective symptoms in mobile phone users in Poland--an epidemiological study.

The role of microwave radiometry in carotid artery disease. Diagnostic and clinical prospective.

Time-dependent hematological changes in workers exposed to electromagnetic fields.

Tinnitus and cell phones: the role of electromagnetic radiofrequency radiation.

Tinnitus and mobile phone use.

**FACTOR 11**

Theme - Congenital abnormalities and glandular-based tumors

Key MeSH Headings - Cleft Lip, Cleft Palate, Fibroadenoma, Adenoma, Calcification, Physiologic, Mammary Neoplasms, Animal, Mammary Neoplasms, Experimental, Adenocarcinoma

**Titles**

A histopathological study on alterations in DMBA-induced mammary carcinogenesis in rats with 50 Hz, 100  $\mu$ T magnetic field exposure.

Acceleration of mammary tumorigenesis by exposure of 7,12-dimethylbenz[a]anthracene-treated female rats in a 50-Hz, 100-microT magnetic field: replication study.

Are microwaves a co-teratogen? Experimental model concept and its verification].

Bioelectromagnetic field effects on cancer cells and mice tumors.

Chronic toxicity/oncogenicity evaluation of 60 Hz (power frequency) magnetic fields in B6C3F1 mice.

Chronic toxicity/oncogenicity evaluation of 60 Hz (power frequency) magnetic fields in F344/N rats.

Chronic, low-level (1.0 W/kg) exposure of mice prone to mammary cancer to 2450 MHz microwaves.

Do cocarcinogenic effects of ELF electromagnetic fields require repeated long-term interaction with carcinogens? Characteristics of positive studies using the DMBA breast cancer model in rats.

Effect of 13 week magnetic field exposures on DMBA-initiated mammary gland carcinomas in female Sprague-Dawley rats.

Effect of 26 week magnetic field exposures in a DMBA initiation-promotion mammary gland model in Sprague-Dawley rats.

Effect of a 9 mT pulsed magnetic field on C3H/Bi female mice with mammary carcinoma. A comparison between the 12 Hz and the 460 Hz frequencies.

Effects of 50- or 60-hertz, 100 microT magnetic field exposure in the DMBA mammary cancer model in Sprague-Dawley rats: possible explanations for different results from two laboratories.

Effects of 900 MHz GSM wireless communication signals on DMBA-induced mammary tumors in rats.

Effects of GSM-900 microwaves on DMBA-induced mammary gland tumors in female Sprague-Dawley rats.

Effects of magnetic fields on mammary tumor development induced by 7,12-dimethylbenz(a)anthracene in rats.

Effects of mobile-phone microwave on dimethylbenz (a) anthracene induced mammary carcinoma development in rats].

Effects of weak alternating magnetic fields on nocturnal melatonin production and mammary carcinogenesis in rats.

Evaluation of health risks caused by radio frequency accelerated carcinogenesis: the importance of processes driven by the calcium ion signal.

Evaluation of the potential carcinogenicity of 60 Hz linear sinusoidal continuous-wave magnetic fields in Fischer F344 rats.

Low-frequency electromagnetic radiation enhances the induction of rat mammary tumors by nitrosomethyl urea.

Magnetic fields and mammary cancer in rodents: a critical review and evaluation of published literature.

Male breast tumors in railway engine drivers: investigation of 5 cases].

Microwave absorption by normal and tumor cells.

Modifying effect of light and electromagnetic field on development of mammary tumors induced by N-nitrosomethyl urea in female rats].

Non dietetic environmental risk factors in prostate cancer].

Occupational exposure to magnetic fields in relation to male breast cancer and testicular cancer: a Swedish case-control study.

On the role of the interactions of ions with external magnetic fields in physiologic processes and their importance in chronobiology.

Pulsed magnetic field from video display terminals enhances teratogenic effects of cytosine arabinoside in mice.

Repeated exposure of C3H/HeJ mice to ultra-wideband electromagnetic pulses: lack of effects on mammary tumors.

Search for teratogenic risks with the aid of malformation registries.

Significant differences in the effects of magnetic field exposure on 7,12-dimethylbenz(a)anthracene-induced mammary carcinogenesis in two substrains of Sprague-Dawley rats.

Study on potential effects of "902-MHz GSM-type Wireless Communication Signals" on DMBA-induced mammary tumours in Sprague-Dawley rats.

The effect of low-frequency electromagnetic fields on the development of experimental mammary tumors].

The influence of electromagnetic radiation generated by a mobile phone on the skeletal system of rats.

Transferrin receptors and natural killer cell lysis. A study using Colo 205 cells exposed to 60 Hz electromagnetic fields.

VDT pulse magnetic field enhances teratogenic effect of ara-c in mice].

## FACTOR 12

Theme – Skin neoplasms

Key MeSH Headings - Carcinoma, Basal Cell, Carcinoma, Squamous Cell, Skin Neoplasms, Cocarcinogenesis, Neoplasms, Experimental, Neoplasms, Radiation-Induced, Colonic Neoplasms

### **Titles**

50-Hz electromagnetic environment and the incidence of childhood tumors in Stockholm County.

A case-case study of mobile phone use and acoustic neuroma risk in Japan.

A histopathological study on alterations in DMBA-induced mammary carcinogenesis in rats with 50 Hz, 100  $\mu$ T magnetic field exposure.

A literature review of medical side effects from radio-frequency energy in the human environment: involving cancer, tumors, and problems of the central nervous system.

A pooled analysis of extremely low-frequency magnetic fields and childhood brain tumors.

A population-based case-control study of radiofrequency exposure in relation to childhood neoplasm.

A review of in vitro studies: low-frequency electromagnetic fields.

A study on skin tumour formation in mice with 50 Hz magnetic field exposure.

A three-dimensional point process model for the spatial distribution of disease occurrence in relation to an exposure source.

Acceleration of the development of benzopyrene-induced skin cancer in mice by microwave radiation.

Acoustic neuroma risk in relation to mobile telephone use: results of the INTERPHONE international case-control study.

Adverse cutaneous effects of ionizing and non-ionizing electromagnetic radiation.

Alternative functional relationships between ELF field exposure and possible health effects: report on an expert workshop.

An epidemiological review of mobile telephones and cancer.

Animal carcinogenicity studies on radiofrequency fields related to mobile phones and base stations.

Application criteria of the precautionary principle].

Assessing the potential carcinogenic activity of magnetic fields using animal models.



Assessment of cellular telephone and other radio frequency exposure for epidemiologic research.

Association between radiation from mobile phones and tumour risk in adults].

Bcl-2 and p53 immunoprofile in Kaposi's sarcoma.

Bioeffects of electromagnetic fields--safety limits of each frequency band, especially less than radio one].

Biological effects from electromagnetic field exposure and public exposure standards.

Biological effects of amplitude-modulated radiofrequency radiation.

Biological effects of electromagnetic fields and radiation.

Biological effects of extremely low-frequency electromagnetic fields: in vivo studies.

Biological effects on human health due to radiofrequency/microwave exposure: a synopsis of cohort studies.

Biological indicators in response to radiofrequency/microwave exposure.

Biological interactions and potential health effects of extremely-low-frequency magnetic fields from power lines and other common sources.

Biological responses to electromagnetic fields.

Biomarkers of induced electromagnetic field and cancer.

Biophysical estimation of the environmental importance of electromagnetic fields.

Biophysical mechanisms of electromagnetic fields interaction and health effects].

Brain tumor risk in offspring of men occupationally exposed to electric and magnetic fields.

Cancer in radar technicians exposed to radiofrequency/microwave radiation: sentinel episodes.

Cancer incidence among welders: possible effects of exposure to extremely low frequency electromagnetic radiation (ELF) and to welding fumes.

Cancer incidence and magnetic field exposure in industries using resistance welding in Sweden.

Cancer incidence in California flight attendants (United States).

Cancer incidence vs. FM radio transmitter density.

Cancer morbidity in subjects occupationally exposed to high frequency (radiofrequency and microwave) electromagnetic radiation.

Cancer promotion in a mouse-skin model by a 60-Hz magnetic field: I. Experimental design and exposure system.

Cancer promotion in a mouse-skin model by a 60-Hz magnetic field: II. Tumor development and immune response.

Cancer risks related to low-level RF/MW exposures, including cell phones.

Cancer versus FM radio polarization types.

Carcinogenic risk of extremely-low-frequency electromagnetic fields: state of the art].

Carcinogenicity study of 217 Hz pulsed 900 MHz electromagnetic fields in Pim1 transgenic mice.

Carcinogenicity study of GSM and DCS wireless communication signals in B6C3F1 mice.

Carcinogenicity test in B6C3F1 mice after parental and prenatal exposure to 50 Hz magnetic fields.

Carcinogenicity test of 50 Hz sinusoidal magnetic fields in rats.

Case-control study on uveal melanoma (RIFA): rationale and design.

Cell phone radiation exposure on brain and associated biological systems.

Cell phones and cancer: what is the evidence for a connection?

Cellular and cordless telephone use and the association with brain tumors in different age groups.

Childhood cancer and magnetic fields from high-voltage power lines in England and Wales: a case-control study.

Childhood cancer in relation to distance from high voltage power lines in England and Wales: a case-control study.

Childhood cancer in relation to indicators of magnetic fields from ground current sources.

Childhood cancer occurrence in relation to power line configurations: a study of potential selection bias in case-control studies.

Children's health and RF EMF exposure. Views from a risk assessment and risk communication perspective.

Chronic toxicity/oncogenicity evaluation of 60 Hz (power frequency) magnetic fields in B6C3F1 mice.

Chronic toxicity/oncogenicity evaluation of 60 Hz (power frequency) magnetic fields in F344/N rats.

Chronic, low-level (1.0 W/kg) exposure of mice prone to mammary cancer to 2450 MHz microwaves.

Comparative health risk assessment of electromagnetic fields.

Concern that "EMF" magnetic fields from power lines cause cancer.

Danger of cellular telephones and their relay stations].

Delayed biological effect of electromagnetic fields action].

Do cocarcinogenic effects of ELF electromagnetic fields require repeated long-term interaction with carcinogens? Characteristics of positive studies using the DMBA breast cancer model in rats.

Do people understand IARC's 2B categorization of RF fields from cell phones?

Ecological study on residences in the vicinity of AM radio broadcasting towers and cancer death: preliminary observations in Korea.

Effect of 13 week magnetic field exposures on DMBA-initiated mammary gland carcinomas in female Sprague-Dawley rats.

Effect of 26 week magnetic field exposures in a DMBA initiation-promotion mammary gland model in Sprague-Dawley rats.

Effect of magnetic field exposure on anchorage-independent growth of a promoter-sensitive mouse epidermal cell line (JB6).

Effect of radiofrequency radiation exposure on mouse skin tumorigenesis initiated by 7,12-dimethylbenz[alpha]anthracene.

Effects of 2.45-GHz microwave radiation and phorbol ester 12-O-tetradecanoylphorbol-13-acetate on dimethylhydrazine-induced colon cancer in mice.

Effects of 2450 MHz electromagnetic fields with a wide range of SARs on methylcholanthrene-induced transformation in C3H10T1/2 cells.

Effects of 900 MHz GSM wireless communication signals on DMBA-induced mammary tumors in rats.

Effects of GSM-900 microwaves on DMBA-induced mammary gland tumors in female Sprague-Dawley rats.

Effects of low level microwave radiation on carcinogenesis in Swiss Albino mice.

Effects of mobile phone radiation on UV-induced skin tumourigenesis in ornithine decarboxylase transgenic and non-transgenic mice.

Electric blanket or mattress cover use and breast cancer incidence in women 50-79 years of age.

Electric Blanket Use and Risk of Thyroid Cancer in the Women's Health Initiative Observational Cohort.

Electrical field exposure and human health. Risk assessment and problems relative to bureaucratic procedures and to the role of institutional organizations in control and prevention].

Electromagnetic fields and cancer risks.

Electromagnetic fields and cancer: the cost of doing nothing.

Electromagnetic fields and cells.

Electromagnetic fields and female breast cancer.

Electromagnetic fields and health effects--epidemiologic studies of cancer, diseases of the central nervous system and arrhythmia-related heart disease.

Electromagnetic fields and public health.

Electromagnetic fields at mobile phone frequency induce apoptosis and inactivation of the multi-chaperone complex in human epidermoid cancer cells.

Electromagnetic fields of mobile telephone systems--thresholds, effects and risks for cochlear implant patients and healthy people].

Electromagnetic fields--effects on health].

Electromagnetic fields: a cancer promoter?

Electromagnetic radiations and cancer. Cause and prevention.

Electromagnetic-field exposure and cancer.

EMF and current cancer concepts.

EMF and health.

Epidemiologic evidence on mobile phones and tumor risk: a review.

Epidemiological studies of human exposures to radiofrequency radiation. A critical review.

Epidemiological studies of radio frequency exposures and human cancer.

Epidemiological study of power lines and childhood cancer in the UK: further analyses.

Estimates of Environmental Exposure to Radiofrequency Electromagnetic Fields and Risk of Lymphoma Subtypes.

Estimating exposure in studies of residential magnetic fields and cancer: importance of short-term variability, time interval between diagnosis and measurement, and distance to power line.

Evaluation of carcinogenic effects of electromagnetic fields (EMF).

Evaluation of potential confounders in planning a study of occupational magnetic field exposure and female breast cancer.

Evaluation of residential exposure to intermediate frequency magnetic fields.

Evaluation of the effects of electric and magnetic fields in humans].

Evaluation of the potential carcinogenicity of 60 Hz linear sinusoidal continuous-wave magnetic fields in Fischer F344 rats.

Evaluation of the potential in vitro antiproliferative effects of millimeter waves at some therapeutic frequencies on RPMI 7932 human skin malignant melanoma cells.

Evidence for microwave carcinogenesis in vitro.

Experimental data on radiofrequency].

Exposure to low electromagnetic fields and the carcinogenesis process].

Exposure to low-intensity superhigh frequency electromagnetic field as a factor of carcinogenesis in experimental animals.

Exposure to power-frequency magnetic fields and the risk of childhood cancer. UK Childhood Cancer Study Investigators.

Exposure to radio-frequency electromagnetic fields from broadcast transmitters and risk of childhood cancer: a census-based cohort study.

Extremely low frequency electromagnetic fields (EMF) and brain cancer in adults and children: review and comment.

Extremely low-frequency electromagnetic fields exposure and female breast cancer risk: a meta-analysis based on 24,338 cases and 60,628 controls.

Follow-up of radio and telegraph operators with exposure to electromagnetic fields and risk of breast cancer.

Further aspects on cellular and cordless telephones and brain tumours.

Future needs of occupational epidemiology of extremely low frequency electric and magnetic fields: review and recommendations.

Genetic, carcinogenic and teratogenic effects of radiofrequency fields.

GSM and DCS wireless communication signals: combined chronic toxicity/carcinogenicity study in the Wistar rat.

Health effects of microwave exposures: a review of the recent (1995-1998) literature.

Health risks from the use of mobile phones.

Health risks of electric and magnetic fields caused by high-voltage systems in Finland.

Health risks of electromagnetic fields. Part I: Evaluation and assessment of electric and magnetic fields.

Health risks of exposure to non-ionizing radiation--myths or science-based evidence.

Health risks of mobile phones].

Hematopoietic neoplasia in C57BL/6 mice exposed to split-dose ionizing radiation and circularly polarized 60 Hz magnetic fields.

High-voltage overhead power lines in epidemiology: patterns of time variations in current load and magnetic fields.

How dangerous are mobile phones, transmission masts, and electricity pylons?

Human disease resulting from exposure to electromagnetic fields.

Immunotropic effects of electromagnetic fields in the range of radio- and microwave frequencies].

Improved classification of evidence for EMF health risks.

In vivo exposure of rats to a weak alternating magnetic field increases ornithine decarboxylase activity in the mammary gland by a similar extent as the carcinogen DMBA.

Incidence of breast cancer in a Norwegian cohort of women with potential workplace exposure to 50 Hz magnetic fields.

Incorporation of epidemiological findings into radiation protection standards.

Increased mortality in amateur radio operators due to lymphatic and hematopoietic malignancies.

Indication of cocarcinogenic potential of chronic UMTS-modulated radiofrequency exposure in an ethylnitrosourea mouse model.

Influence of extremely-low-frequency magnetic field on antioxidative melatonin properties in AT478 murine squamous cell carcinoma culture.

Invited commentary: electromagnetic fields and cancer in railway workers.

Joint actions of environmental nonionizing electromagnetic fields and chemical pollution in cancer promotion.

Leukemia, brain tumors, and exposure to extremely low frequency electromagnetic fields in Swiss railway employees.

Long-term use of cellular phones and brain tumours: increased risk associated with use for > or =10 years.

Long-term, low-level microwave irradiation of rats.

Lost in laterality: interpreting "preferred side of the head during mobile phone use and risk of brain tumour" associations.

Low frequency electromagnetic fields in the working environment--exposure and health effects. Elevated risk of cancer, reproductive hazards or other unwanted health effects?].

Low-frequency electromagnetic radiation enhances the induction of rat mammary tumors by nitrosomethyl urea.

Low-level exposure to radiofrequency electromagnetic fields: health effects and research needs.

Magnetic fields and breast cancer in Swedish adults residing near high-voltage power lines.

Magnetic fields and childhood cancer--a pooled analysis of two Scandinavian studies.

Magnetic fields and childhood cancer: an epidemiological investigation of the effects of high-voltage underground cables.

Magnetic fields of high voltage power lines and risk of cancer in Finnish adults: nationwide cohort study.

Malignant melanoma of the skin - not a sunshine story!

Medical aspects of radiofrequency radiation overexposure.

Medical exposure to ionising radiation and the risk of brain tumours: Interphone study group, Germany.

Melanoma incidence and frequency modulation (FM) broadcasting.

Melatonin suppression by static and extremely low frequency electromagnetic fields: relationship to the reported increased incidence of cancer.

Meta-analysis of long-term mobile phone use and the association with brain tumours.

Methods used to calculate exposures in two epidemiological studies of power lines in the UK.

Microwave absorption by normal and tumor cells.

Mobile phone base stations and early childhood cancers: case-control study.

Mobile phone radiation and the risk of cancer; a review.

Mobile phone use and acoustic neuroma risk in Japan.

Mobile phone use and brain tumours in the CERENAT case-control study.

Mobile phone use and risk of parotid gland tumor.

Mobile phone use and the risk of skin cancer: a nationwide cohort study in Denmark.

Mobile phone use, exposure to radiofrequency electromagnetic field, and brain tumour: a case-control study.

Mobile phones and brain tumours: a review of epidemiological research.

Mobile phones and head tumours. The discrepancies in cause-effect relationships in the epidemiological studies - how do they arise?

Mobile phones, cordless phones and the risk for brain tumours.

Mobile phones, mobile phone base stations and cancer: a review.

Mortality in workers exposed to electromagnetic fields.

Mortality indices for hemoblastoses in Rivno Province before and after the accident at the Chernobyl Atomic Electric Power Station].

Motivation and significance of IARC classification for mobile phone].

Need for a European approach to the effects of extremely low-frequency electromagnetic fields on cancer. ELF-EMF European Feasibility Study Group.

Non dietetic environmental risk factors in prostate cancer].

Non-ionizing electromagnetic radiation and cancer--is there a relationship?

Non-ionizing electromagnetic radiation: a study of carcinogenic and cancer treatment potential.

Non-ionizing electromagnetic radiations, emitted by a cellular phone, modify cutaneous blood flow.

Non-thermal bioeffects of static and extremely low frequency electromagnetic fields].

Nonionizing electromagnetic fields and cancer: a review.

Normal doses of visible light can cause mutations in skin].

Occupational exposure to electromagnetic fields and sex-differential risk of uveal melanoma.

Occupational exposure to electromagnetic fields and the occurrence of brain tumors. An analysis of possible associations.

Occupational exposure to ionizing and non-ionizing radiation and risk of non-Hodgkin lymphoma.

Occupational exposure to ionizing radiation and electromagnetic fields in relation to the risk of thyroid cancer in Sweden.

Occupational exposure to non-ionizing radiation and an association with heart disease: an exploratory study.

Occupational exposure to power frequency magnetic fields and risk of non-Hodgkin lymphoma.

Overview of epidemiologic research on electric and magnetic fields and cancer.

p53 immunoreactivity in cutaneous PUVA tumors is similar to that in other non-melanoma skin neoplasms.

Pathophysiology of cell phone radiation: oxidative stress and carcinogenesis with focus on male reproductive system.

Physical basis of adverse and therapeutic effects of low intensity microwave radiation.

Possible cocarcinogenic effects of ELF electromagnetic fields may require repeated long-term interaction with known carcinogenic factors.



Possible health hazards from exposure to power-frequency electric and magnetic fields--a COMAR Technical Information Statement.

Primary brain cancer in adults and the use of common household appliances: a case-control study.

Public health and the radio frequency radiation emitted by cellphone technology, smart meters and WiFi.

Radiation exposure, socioeconomic status, and brain tumor risk in the US Air Force: a nested case-control study.

Radio and microwave frequency radiation and health--an analysis of the literature].

Radio frequency electromagnetic fields: cancer, mutagenesis, and genotoxicity.

Radio-frequency radiation exposure from AM radio transmitters and childhood leukemia and brain cancer.

Radiofrequency and microwave radiation in the microelectronics industry.

Radiofrequency electromagnetic fields emitted from base stations of DECT cordless phones and the risk of glioma and meningioma (Interphone Study Group, Germany).

Radiofrequency exposure and mammalian cell toxicity, genotoxicity, and transformation.

Radiofrequency field exposure and cancer: what do the laboratory studies suggest?

Radiofrequency-induced carcinogenesis: cellular calcium homeostasis changes as a triggering factor.

Rate of occurrence of transient magnetic field events in U.S. residences.

Reanalysis of risks of childhood leukaemia with distance from overhead power lines in the UK.

Recent advances in research on radiofrequency fields and health: 2001-2003.

Recent advances in research on radiofrequency fields and health: 2004-2007.

Recent data from the literature on the biological and pathologic effects of electromagnetic radiation, radio waves and stray currents].

Recent experimental data on Extremely Low Frequency (ELF) magnetic field carcinogenic risk: open questions.

Repeated exposure of C3H/HeJ mice to ultra-wideband electromagnetic pulses: lack of effects on mammary tumors.

Report of final results regarding brain and heart tumors in Sprague-Dawley rats exposed from prenatal life until natural death to mobile phone radiofrequency field representative of a 1.8GHz GSM base station environmental emission.

Residential and occupational exposure to 50 Hz magnetic fields and malignant melanoma: a population based study.

Residential mobility of populations near UK power lines and implications for childhood leukaemia.

Review of possible modulation-dependent biological effects of radiofrequency fields.

Risk of brain tumors from wireless phone use.

Risk of brain tumours in relation to estimated RF dose from mobile phones: results from five Interphone countries.

Risk of cancer among Danish electricity workers. A cohort study].

Risk of neoplastic diseases in conditions of exposure to radio- and microwave fields--epidemiologic investigations].

Selection bias from differential residential mobility as an explanation for associations of wire codes with childhood cancer.

Self-reported electrical appliance use and risk of adult brain tumors.

Short-term exposure to 50 Hz ELF-EMF alters the cisplatin-induced oxidative response in AT478 murine squamous cell carcinoma cells.

Should the threshold limit value for power frequency (60 Hz) magnetic fields be changed? Perceptions among scientists and other risk experts.

Significant differences in the effects of magnetic field exposure on 7,12-dimethylbenz(a)anthracene-induced mammary carcinogenesis in two substrains of Sprague-Dawley rats.

Socioeconomic status, social mobility and cancer occurrence during working life: a case-control study among French electricity and gas workers.

Spontaneous and nitrosourea-induced primary tumors of the central nervous system in Fischer 344 rats chronically exposed to 836 MHz modulated microwaves.

Spontaneous and nitrosourea-induced primary tumors of the central nervous system in Fischer 344 rats exposed to frequency-modulated microwave fields.

Studying the effects of mobile phone use on the auditory system and the central nervous system: a review of the literature and future directions.

Survival and cancer in laboratory mammals exposed to radiofrequency energy.

Systematic review of wireless phone use and brain cancer and other head tumors.

Testing electromagnetic fields for potential carcinogenic activity: a critical review of animal models.

The design, construction and calibration of a carefully controlled source for exposure of mammalian cells to extremely low-frequency electromagnetic fields.

The effect of 60-Hz magnetic fields on co-promotion of chemically induced skin tumors on SENCAR mice: a discussion of three studies.

The effect of chronic exposure to 835.62 MHz FDMA or 847.74 MHz CDMA radiofrequency radiation on the incidence of spontaneous tumors in rats.

The effect of embryonic and fetal exposure to x-ray, microwaves, and ultrasound: counseling the pregnant and nonpregnant patient about these risks.

The effects of 860 MHz radiofrequency radiation on the induction or promotion of brain tumors and other neoplasms in rats.

The effects of embryonic and fetal exposure to x-ray, microwaves, and ultrasound.

The effects of ionizing radiation, microwaves, and ultrasound on the developing embryo: clinical interpretations and applications of the data.

The effects of pulsed 860 MHz radiofrequency radiation on the promotion of neurogenic tumors in rats.

The epidemiology of electric and magnetic field exposures in the power frequency range and reproductive outcomes.

The Intracranial Distribution of Gliomas in Relation to Exposure From Mobile Phones: Analyses From the INTERPHONE Study.

The possible role of contact current in cancer risk associated with residential magnetic fields.

The possible role of radiofrequency radiation in the development of uveal melanoma.

The potential carcinogenic hazards of electromagnetic radiation: a review.

The precautionary principle and electric and magnetic fields.

The probability of developing brain tumours among users of cellular telephones (scientific information to the decision of the International Agency for Research on Cancer (IARC) announced on May 31, 2011)].

The problem of hygienic standardization of commercial electric and magnetic fields in Russia and other countries].

The question of health effects from exposure to electromagnetic fields.

The role of chemical and physical factors in cancer development].

The sensitivity of children to electromagnetic fields.

Time trend in incidence of malignant neoplasms of the central nervous system in relation to mobile phone use among young people in Japan.

Use of cellular and cordless telephones and risk of testicular cancer.

Use of cellular telephones and brain tumour risk in urban and rural areas.

Use of cellular telephones and risk of cancer. A Danish cohort study].

Use of cellular telephones and the risk for brain tumours: A case-control study.

Use of mobile phones and cancer risk.

Use of wireless phones and the risk of salivary gland tumours: a case-control study.

Variable E-cadherin expression in a MNU-induced colon tumor model in rats which exposed with 50 Hz frequency sinusoidal magnetic field.

Variation in cancer risk estimates for exposure to powerline frequency electromagnetic fields: a meta-analysis comparing EMF measurement methods.

Wire codes, magnetic fields, and childhood cancer.

World Health Organization, radiofrequency radiation and health - a hard nut to crack (Review).

## FACTOR 13

Theme - Leukemia

Key MeSH Headings - Leukemia, Myeloid, Acute, Leukemia, Lymphocytic, Chronic, B-Cell, Leukemia, Myelogenous, Chronic, BCR-ABL Positive, Leukemia, Myeloid, Leukemia, Multiple Myeloma, Lymphoma, Leukemia, Radiation-Induced, Acute Disease, Liver Neoplasms, Experimental, Central Nervous System Neoplasms

### **Titles**

60 Hertz magnetic field exposure assessment for an investigation of leukemia in telephone lineworkers.

A Bayesian approach to hazard identification. The case of electromagnetic fields and cancer.

A case-control pilot study of traffic exposures and early childhood leukemia using a geographic information system.

A case-control study of childhood leukemia in southern Ontario, Canada, and exposure to magnetic fields in residences.

A case-control study of risk of leukaemia in relation to mobile phone use.

A literature review of medical side effects from radio-frequency energy in the human environment: involving cancer, tumors, and problems of the central nervous system.

A pooled analysis of magnetic fields and childhood leukaemia.

A pooled analysis of magnetic fields, wire codes, and childhood leukemia. Childhood Leukemia-EMF Study Group.

A population-based case-control study of radiofrequency exposure in relation to childhood neoplasm.

A precautionary public health protection strategy for the possible risk of childhood leukaemia from exposure to power frequency magnetic fields.

Acute childhood leukemias and exposure to magnetic fields generated by high voltage overhead power lines - a risk factor in Iran.

Acute effects of pulsed microwaves and 3-nitropropionic acid on neuronal ultrastructure in the rat caudate-putamen.

Acute leukaemia in workers exposed to electromagnetic fields.

Acute leukemia in electrical workers: a New Zealand case-control study.

Acute nonlymphocytic leukemia and residential exposure to power frequency magnetic fields.

Acute ocular injuries caused by 60-Ghz millimeter-wave exposure.

Adult and childhood leukemia near a high-power radio station in Rome, Italy.

Adult mortality from leukemia, brain cancer, amyotrophic lateral sclerosis and magnetic fields from power lines: a case-control study in Brazil.

Aetiology of childhood leukemia.

Aluminum, calcium ion and radiofrequency synergism in acceleration of lymphomagenesis.

An evaluation of exposure metrics in an epidemiologic study on radio and television broadcast transmitters and the risk of childhood leukemia.

An examination of underlying physical principles. The interaction of power-line electromagnetic fields with the human body.

Animal carcinogenicity studies on radiofrequency fields related to mobile phones and base stations.

Are occupational, hobby, or lifestyle exposures associated with Philadelphia chromosome positive chronic myeloid leukaemia?

Are the stray 60-Hz electromagnetic fields associated with the distribution and use of electric power a significant cause of cancer?

Assessment of cellular telephone and other radio frequency exposure for epidemiologic research.

Assessment of selection bias in the Canadian case-control study of residential magnetic field exposure and childhood leukemia.

Association of childhood cancer with residential traffic density.

Biological effects of environmental electromagnetic fields: molecular mechanisms.

Biophysical mechanisms of electromagnetic fields interaction and health effects].

Can disturbances in the atmospheric electric field created by powerline corona ions disrupt melatonin production in the pineal gland?

Cancer incidence among welders: possible effects of exposure to extremely low frequency electromagnetic radiation (ELF) and to welding fumes.

Cancer incidence and magnetic field exposure in industries using resistance welding in Sweden.

Cancer incidence and mortality and proximity to TV towers.

Cancer incidence near radio and television transmitters in Great Britain. I. Sutton Coldfield transmitter.

Cancer incidence near radio and television transmitters in Great Britain. II. All high power transmitters.

Carcinogenic risk of extremely-low-frequency electromagnetic fields: state of the art].

Carcinogenicity test of 50 Hz sinusoidal magnetic fields in rats.

Case-control study of childhood cancer and exposure to 60-Hz magnetic fields.

Case-only study of interactions between DNA repair genes (hMLH1, APEX1, MGMT, XRCC1 and XPD) and low-frequency electromagnetic fields in childhood acute leukemia.

Cell Phones and Risk of brain and acoustic nerve tumours: the French INTERPHONE case-control study].

Characterization of Children's Exposure to Extremely Low Frequency Magnetic Fields by Stochastic Modeling.

Childhood cancer and exposure to corona ions from power lines: an epidemiological test.

Childhood cancer and magnetic fields from high-voltage power lines in England and Wales: a case-control study.

Childhood cancer and residential proximity to power lines. UK Childhood Cancer Study Investigators.

Childhood cancer in relation to a modified residential wire code.

Childhood cancer in relation to indicators of magnetic fields from ground current sources.

Childhood incidence of acute lymphoblastic leukaemia and exposure to broadcast radiation in Sydney--a second look.

Childhood leukaemia and distance from power lines in California: a population-based case-control study.

Childhood leukaemia close to high-voltage power lines--the Geocap study, 2002-2007.

Childhood leukaemia in a residential area with a high-voltage power line: approach according to the Dutch Community Health Services' guideline 'Cancer Clusters'].

Childhood leukemia and electromagnetic fields: results of a population-based case-control study in Germany.

Childhood leukemia and magnetic fields in infant incubators.

Childhood leukemia and magnetic fields in Japan: a case-control study of childhood leukemia and residential power-frequency magnetic fields in Japan.

Childhood leukemia and personal monitoring of residential exposures to electric and magnetic fields in Ontario, Canada.

Childhood leukemia, electric and magnetic fields, and temporal trends.

Childhood leukemia: electric and magnetic fields as possible risk factors.

Children's exposure to magnetic fields produced by U.S. television sets used for viewing programs and playing video games.

Children's health and RF EMF exposure. Views from a risk assessment and risk communication perspective.

Chronic toxicity/oncogenicity evaluation of 60 Hz (power frequency) magnetic fields in B6C3F1 mice.

Chronic toxicity/oncogenicity evaluation of 60 Hz (power frequency) magnetic fields in F344/N rats.

Cohort and nested case-control studies of hematopoietic cancers and brain cancer among electric utility workers.

Combined risk estimates for two German population-based case-control studies on residential magnetic fields and childhood acute leukemia.

Comparative analyses of the studies of magnetic fields and cancer in electric utility workers: studies from France, Canada, and the United States.

Comparative health risk assessment of electromagnetic fields.

Contact voltage measured in residences: implications to the association between magnetic fields and childhood leukemia.

Decreased survival for childhood leukemia in proximity to television towers.

Description of a new computer wire coding method and its application to evaluate potential control selection bias in the Savitz et al. childhood cancer study.

Designs and analyses for exploring the relationship of magnetic fields to childhood leukaemia: a pilot project for the Danish National Birth Cohort.

Determinants of power-frequency magnetic fields in residences located away from overhead power lines.

Developing policy in the face of scientific uncertainty: interpreting 0.3 microT or 0.4 microT cutpoints from EMF epidemiologic studies.

Distance from residence to power line and risk of childhood leukemia: a population-based case-control study in Denmark.

Distance to high-voltage power lines and risk of childhood leukemia--an analysis of confounding by and interaction with other potential risk factors.

Do magnetic fields cause increased risk of childhood leukemia via melatonin disruption?

Do naturally occurring magnetic nanoparticles in the human body mediate increased risk of childhood leukaemia with EMF exposure?



Do power frequency magnetic fields cause leukemia in children?

Do studies of wire code and childhood leukemia point towards or away from magnetic fields as the causal agent?

Effect of pulsed magnetic fields on leukemia-prone AKR mice. No-effect on mortality through five generations.

Effects of centimeter waves on the immune system of mice in endotoxic shock].

Effects of electromagnetic fields on health].

Effects of extremely low-frequency electromagnetic fields (ELF-EMF) exposure on B6C3F1 mice.

Effects of mobile phone type signals on calcium levels within human leukaemic T-cells (Jurkat cells).

Electric and magnetic fields (EMF): what do we know about the health effects?

Electric and magnetic fields and health outcomes--an overview.

Electric and magnetic fields at power frequencies.

Electrical field exposure and human health. Risk assessment and problems relative to bureaucratic procedures and to the role of institutional organizations in control and prevention].

Electrical power lines and childhood leukemia: a study from Greece.

Electromagnetic field exposures and childhood cancers in New Zealand.

Electromagnetic field exposures and childhood leukaemia in New Zealand.

Electromagnetic fields (EMF): do they play a role in children's environmental health (CEH)?

Electromagnetic fields and cancer risks.

Electromagnetic fields from high-voltage installations and cancer in childhood].

Electromagnetic fields--effects on health].

Electromagnetic pollution (electrosmog)--potential hazards of our electromagnetic future].

Electrosmog as a health risk factor: sources of artificial electromagnetic fields, evaluation of health risk, prevention methods].

EMF and health.

EMFs: cutting through the controversy.

Environmental factors and childhood acute leukemias and lymphomas.

Epidemiologic evidence relevant to radar (microwave) effects.

Epidemiologic study of residential proximity to transmission lines and childhood cancer in California: description of design, epidemiologic methods and study population.

Epidemiological appraisal of studies of residential exposure to power frequency magnetic fields and adult cancers.

Epidemiological study of power lines and childhood cancer in the UK: further analyses.

Epidemiology of health effects of radiofrequency exposure.

Estimates of Environmental Exposure to Radiofrequency Electromagnetic Fields and Risk of Lymphoma Subtypes.

Estimating exposure in studies of residential magnetic fields and cancer: importance of short-term variability, time interval between diagnosis and measurement, and distance to power line.

Estimation of population attributable fractions from fitted incidence ratios and exposure survey data, with an application to electromagnetic fields and childhood leukemia.

Ethical values in the regulation of the exposure to electromagnetic fields].

Evaluation of health risks caused by radio frequency accelerated carcinogenesis: the importance of processes driven by the calcium ion signal.

Experimental estimation of thermogenic levels of acute microwave exposure for different animal species].

Exposure of high resolution fetuses in advanced pregnant woman models at different stages of pregnancy to uniform magnetic fields at the frequency of 50 Hz.

Exposure to 50-Hz electric field and incidence of leukemia, brain tumors, and other cancers among French electric utility workers.

Exposure to electromagnetic fields and risk of leukemia.

Exposure to electromagnetic fields and the risk of leukemia.

Exposure to low frequency pulsed electromagnetic fields increases interleukin-1 and interleukin-6 production by human peripheral blood mononuclear cells.

Exposure to low-frequency electromagnetic fields--a health hazard?

Exposure to magnetic fields among electrical workers in relation to leukemia risk in Los Angeles County.

Exposure to magnetic fields and survival after diagnosis of childhood leukemia: a German cohort study.

Exposure to power frequency electric fields and the risk of childhood cancer in the UK.

Exposure to power-frequency magnetic fields and the risk of childhood cancer. UK Childhood Cancer Study Investigators.

Exposure to radio-frequency electromagnetic fields from broadcast transmitters and risk of childhood cancer: a census-based cohort study.

Exposure to residential electric and magnetic fields and risk of childhood leukemia.

Extra low frequency electric and magnetic fields in the bedplace of children diagnosed with leukaemia: a case-control study.

Extremely low frequency electromagnetic fields and cancer: the epidemiologic evidence.

Factors that explain the power line configuration wiring code-childhood leukemia association: what would they look like?

Geomagnetic field variation in early ontogenesis as a risk factor for oncopathology].

Health effects of electromagnetic fields].

Health effects of low-level electromagnetic fields: phantom or not-so-phantom risk?

Hematopoietic neoplasia in C57BL/6 mice exposed to split-dose ionizing radiation and circularly polarized 60 Hz magnetic fields.

High incidence of acute leukemia in the proximity of some industrial facilities in El Bierzo, northwestern Spain.

Hypothesis: the risk of childhood leukemia is related to combinations of power-frequency and static magnetic fields.

In vitro microwave effects on human neutrophil precursor cells (CFU-C).

Incidence of cancer in the vicinity of Korean AM radio transmitters.

Incidence of leukaemia and brain tumours in some "electrical occupations".

Incorporation of epidemiological findings into radiation protection standards.

Increased mortality in amateur radio operators due to lymphatic and hematopoietic malignancies.

Increased ornithine decarboxylase activity in cultured cells exposed to low energy modulated microwave fields and phorbol ester tumor promoters.

Increased risk of childhood acute lymphoblastic leukemia (ALL) by prenatal and postnatal exposure to high voltage power lines: a case control study in Isfahan, Iran.

Induction of macrophage migration inhibitory factor precedes the onset of acute tonsillitis.

Infantile leukemia and exposure to 50/60 Hz magnetic fields: review of epidemiologic evidence in 2000].

Influence of 60-Hertz magnetic fields on leukemia.

Investigation of increased incidence in childhood leukemia near radio towers in Hawaii: preliminary observations.

Investigation of the sources of residential power frequency magnetic field exposure in the UK Childhood Cancer Study.

Knowledge and perceptions of the health effects of environmental hazards in the general population in Italy.

Leukaemia and residence near electricity transmission equipment: a case-control study.

Leukaemia, brain tumours and exposure to extremely low frequency magnetic fields: cohort study of Swiss railway employees.

Leukemia and lymphoma incidence in rodents exposed to low-frequency magnetic fields.

Leukemia and occupational exposure to electromagnetic fields: review of epidemiologic surveys.

Leukemia following occupational exposure to 60-Hz electric and magnetic fields among Ontario electric utility workers.

Leukemia in electric utility workers: the evaluation of alternative indices of exposure to 60 Hz electric and magnetic fields.

Leukemia in telephone linemen.

Leukemia mortality and incidence of infantile leukemia near the Vatican Radio Station of Rome].

Leukemia risk and occupational electric field exposure in Los Angeles County, California.

Leukemia, brain tumors, and exposure to extremely low frequency electromagnetic fields in Swiss railway employees.

Living near overhead high voltage transmission power lines as a risk factor for childhood acute lymphoblastic leukemia: a case-control study.

Lymphoma development in mice chronically exposed to UMTS-modulated radiofrequency electromagnetic fields.

Lymphoma development of simultaneously combined exposure to two radiofrequency signals in AKR/J mice.

Lymphoma induced in mice chronically exposed to very strong low-frequency electromagnetic field.

Magnetic field exposure in relation to leukemia and brain cancer mortality among electric utility workers.

Magnetic fields and acute leukemia in children with Down syndrome.

Magnetic fields and acute lymphoblastic leukemia in children: a systematic review of case-control studies.

Magnetic fields and childhood cancer--a pooled analysis of two Scandinavian studies.

Magnetic fields and leukaemia risks in UK electricity supply workers.

Magnetic fields and leukemia--risk for adults living close to power lines.

Magnetic fields, leukemia, and central nervous system tumors in Swedish adults residing near high-voltage power lines.

Maternal occupational exposure to electromagnetic fields before, during, and after pregnancy in relation to risks of childhood cancers: findings from the Oxford Survey of Childhood Cancers, 1953-1981 deaths.

Meta-analysis and its application in epidemiology].

Mortality among workers in the geothermal power plants at Larderello, Italy.

Mortality from brain cancer and leukaemia among electrical workers.

Mortality in workers exposed to electromagnetic fields.

Mortality indices for hemoblastoses in Rivno Province before and after the accident at the Chernobyl Atomic Electric Power Station].

Mortality of people residing near electric power supply line with voltage of 500 kV].

Mortality of persons resident in the vicinity of electricity transmission facilities.

Myelogenous leukemia and electric blanket use.

Myeloid leukemias and myelodysplastic syndromes: chemical exposure, histologic subtype and cytogenetics in a case-control study.

Nighttime exposure to electromagnetic fields and childhood leukemia: an extended pooled analysis.

Occupation and malignant lymphoma: a population based case control study in Germany.

Occupational and residential exposure to electric and magnetic field and its relationship on acute myeloid leukemia in adults - A Meta-analysis].

Occupational and residential magnetic field exposure and leukemia and central nervous system tumors.

Occupational electric and magnetic field exposure and brain cancer: a meta-analysis.

Occupational electric and magnetic field exposure and leukemia. A meta-analysis.

Occupational exposure to electromagnetic fields and acute leukaemia: analysis of a case-control study.

Occupational exposure to electromagnetic fields and its health effects in electric energy workers].

Occupational exposure to electromagnetic fields of extremely low frequency (with particular regard to power plants) and the health status of workers, based on a literature review].

Occupational magnetic field exposure and myocardial infarction incidence.

Occupational risk factors for acute leukaemia: a case-control study.

Occupational risk factors for cancer of the central nervous system: a case-control study on death certificates from 24 U.S. states.

Overhead electricity power lines and childhood leukemia: a registry-based, case-control study.

Parental occupational exposure to magnetic fields and childhood cancer (Sweden).

Pharmacological correction of the acute effects of microwave irradiation in an experiment].

Pooled analysis of recent studies on magnetic fields and childhood leukaemia.

Potential motion related bias in the worn dosimeter measurements of two childhood leukemia studies.

Power lines and the geomagnetic field.

Power-frequency electric and magnetic fields and risk of childhood leukemia in Canada.

Probing lymphoma infiltration in spleen of AKR/J mice chronically exposed to electromagnetic fields for risk assessment--toward noninvasive modeling.

Proximity to overhead power lines and childhood leukaemia: an international pooled analysis.

Radio and microwave frequency radiation and health--an analysis of the literature].

Radio-frequency radiation exposure from AM radio transmitters and childhood leukemia and brain cancer.

Radiofrequency exposure and mortality from cancer of the brain and lymphatic/hematopoietic systems.

Reanalysis of risks of childhood leukaemia with distance from overhead power lines in the UK.

Recent data from the literature on the biological and pathologic effects of electromagnetic radiation, radio waves and stray currents].

Refinements in magnetic field exposure assignment for a case-cohort study of electrical utility workers.

Remote effects of occupational and non-occupational exposure to electromagnetic fields of power-line frequency. Epidemiological studies].

Residence close to high-tension electric power lines and its association with leukemia in children].

Residential electric consumption and childhood cancer in Canada (1971-1986)

Residential EMF exposure and childhood leukemia: meta-analysis and population attributable risk.

Residential exposure to 60-Hertz magnetic fields and adult cancers in Taiwan.

Residential exposure to electromagnetic fields and childhood leukaemia: a meta-analysis.

Residential exposure to magnetic fields and risk of canine lymphoma.

Residential magnetic fields and childhood leukemia: a meta-analysis.

Residential magnetic fields as a risk factor for childhood acute leukaemia: results from a German population-based case-control study.

Residential magnetic fields predicted from wiring configurations: I. Exposure model.

Residential magnetic fields predicted from wiring configurations: II. Relationships To childhood leukemia.

Residential magnetic fields, contact voltage and their relationship: the effects of distribution unbalance and residential proximity to a transmission line.

Residential mobility and childhood leukemia.

Residential mobility of populations near UK power lines and implications for childhood leukaemia.

Residential proximity to electricity transmission and distribution equipment and risk of childhood leukemia, childhood lymphoma, and childhood nervous system tumors: systematic review, evaluation, and meta-analysis.

Residential wire codes: reproducibility and relation with measured magnetic fields.

Review of the epidemiologic literature on EMF and Health.

Risk factors for leukemia in Thailand.

Risk for leukaemia and brain and breast cancer among Danish utility workers: a second follow-up.

Risk of childhood leukemia and environmental exposure to ELF electromagnetic fields].

Risk of childhood leukemia in areas passed by high power lines.

Risk of leukemia in children living near high-voltage transmission lines.

Risk of major lymphoma subtypes and use of mobile phones].

Risk of neoplastic diseases in conditions of exposure to power magnetic fields--epidemiologic investigations].

Risk of neoplastic diseases in conditions of exposure to radio- and microwave fields--epidemiologic investigations].

Risks of leukaemia among residents close to high voltage transmission electric lines.

Selection bias and its implications for case-control studies: a case study of magnetic field exposure and childhood leukaemia.

Setting prudent public health policy for electromagnetic field exposures.

Should the threshold limit value for power frequency (60 Hz) magnetic fields be changed? Perceptions among scientists and other risk experts.

Spontaneous and nitrosourea-induced primary tumors of the central nervous system in Fischer 344 rats chronically exposed to 836 MHz modulated microwaves.

Study of extremely low frequency electromagnetic fields in infant incubators.

Suggestion of concomitant changes of electric power consumption and childhood leukemia in Greece.

Synthesis of the epidemiological evidence concerning childhood leukemia in relation to exposure to 50 Hz. electric and magnetic fields].

Teratogenic effect of broad-band electromagnetic field on neonatal mice (*Mus musculus*).

The Bernal Lecture 2004 Are low-frequency electromagnetic fields a health hazard?

The determinants of Canadian children's personal exposures to magnetic fields.

The effect of chronic exposure to 835.62 MHz FDMA or 847.74 MHz CDMA radiofrequency radiation on the incidence of spontaneous tumors in rats.

The effects of low-energy 60-Hz environmental electromagnetic fields upon the growth-related enzyme ornithine decarboxylase.

The epidemiology of exposure to electromagnetic fields: an overview of the recent literature.

The possible role of contact current in cancer risk associated with residential magnetic fields.

The potential hazard for the development of leukemia from exposure to electromagnetic radiation (a review of the literature)].

The potential impact of bias in studies of residential exposure to magnetic fields and childhood leukemia.

The precautionary principle and electric and magnetic fields.

The sensitivity of children to electromagnetic fields.

Time trend in incidence of malignant neoplasms of the central nervous system in relation to mobile phone use among young people in Japan.

Variation in cancer risk estimates for exposure to powerline frequency electromagnetic fields: a meta-analysis comparing EMF measurement methods.



Viral contacts confound studies of childhood leukemia and high-voltage transmission lines.

Wire codes, magnetic fields, and childhood cancer.

## FACTOR 14

Theme – Precancerous conditions

Key MeSH Headings - Atrophy, Precancerous Conditions, Hyperplasia, Hypersensitivity, Delayed, Thymus Gland, Capillary Permeability, Lymphoma

### **Titles**

A histopathological study on alterations in DMBA-induced mammary carcinogenesis in rats with 50 Hz, 100  $\mu$ T magnetic field exposure.

A study on skin tumour formation in mice with 50 Hz magnetic field exposure.

Aluminum, calcium ion and radiofrequency synergism in acceleration of lymphomagenesis.

Animal carcinogenicity studies on radiofrequency fields related to mobile phones and base stations.

Calreticulin protects rat microvascular endothelial cells against microwave radiation-induced injury by attenuating endoplasmic reticulum stress.

Case-control study of childhood cancer and exposure to 60-Hz magnetic fields.

Cerebrovascular permeability to  $^{86}\text{Rb}$  in the rat after exposure to pulsed microwaves.

Childhood cancer in relation to a modified residential wire code.

Chronic toxicity/oncogenicity evaluation of 60 Hz (power frequency) magnetic fields in B6C3F1 mice.

Cohort and nested case-control studies of hematopoietic cancers and brain cancer among electric utility workers.

Dependence of microwave effect on the secondary structure of DNA on molecular weight of polynucleotide].

Detrimental effect of electromagnetic pulse exposure on permeability of in vitro blood-brain-barrier model.

Differential response of the permeability of the rat liver canalicular membrane to sucrose and mannitol following in vivo acute single and multiple exposures to microwave radiation (2.45 GHz) and radiant-energy thermal stress.

Effect of electromagnetic pulse exposure on brain micro vascular permeability in rats.

Effect of electromagnetic radiation of millimetric wave band on genome of somatic cells].

Effect of extremely high frequency electromagnetic radiation of low intensity on parameters of humoral immunity in healthy mice].

Effect of extremely low frequency electromagnetic radiation and ultra-violet radiation on aggregation of thymocytes and erythrocytes].

Effect of global system for mobile communication (GSM) microwave exposure on blood-brain barrier permeability in rat.

Effect of global system for mobile communication (gsm)-like radiofrequency fields on vascular permeability in mouse brain.

Effect of long-term mobile communication microwave exposure on vascular permeability in mouse brain.

Effect of microwaves on the expression by thymocytes of various surface membrane markers].

Effect of millimeter waves on cyclophosphamide induced suppression of the immune system.

Effect of pulsed magnetic fields on leukemia-prone AKR mice. No-effect on mortality through five generations.

Effects of electromagnetic pulse on blood-brain barrier permeability and tight junction proteins in rats].

Effects of extremely high-frequency electromagnetic radiation on the immune system and systemic regulation of homeostasis].

Effects of GSM-modulated 900 MHz radiofrequency electromagnetic fields on the hematopoietic potential of mouse bone marrow cells.

Effects of low level microwave radiation on carcinogenesis in Swiss Albino mice.

Effects of low-intensity extremely high frequency electromagnetic radiation on chromatin structure of lymphoid cells in vivo and in vitro].

Effects of microwave radiation on thymocytes in mice at different power densities].

Electromagnetic fields from high-voltage installations and cancer in childhood].

Environmental factors and childhood acute leukemias and lymphomas.

Estimates of Environmental Exposure to Radiofrequency Electromagnetic Fields and Risk of Lymphoma Subtypes.

Evaluation of health risks caused by radio frequency accelerated carcinogenesis: the importance of processes driven by the calcium ion signal.

Geomagnetic field variation in early ontogenesis as a risk factor for oncopathology].

Hematopoietic neoplasia in C57BL/6 mice exposed to split-dose ionizing radiation and circularly polarized 60 Hz magnetic fields.

Immune function and host defense in rodents exposed to 60-Hz magnetic fields.

Immunomorphologic changes in the testes upon exposure to a microwave electromagnetic field].

Increased mortality in amateur radio operators due to lymphatic and hematopoietic malignancies.

Increased sensitivity of the non-human primate eye to microwave radiation following ophthalmic drug pretreatment.

Inhibitory effects of low doses of melatonin on induction of preneoplastic liver lesions in a medium-term liver bioassay in F344 rats: relation to the influence of electromagnetic near field exposure.

Japanese encephalitis virus (JEV): potentiation of lethality in mice by microwave radiation.

Leukemia and lymphoma incidence in rodents exposed to low-frequency magnetic fields.

Lymphoma development in mice chronically exposed to UMTS-modulated radiofrequency electromagnetic fields.

Lymphoma development of simultaneously combined exposure to two radiofrequency signals in AKR/J mice.

Lymphoma induced in mice chronically exposed to very strong low-frequency electromagnetic field.

Magnetic fields and childhood cancer--a pooled analysis of two Scandinavian studies.

Melatonin protects rat thymus against oxidative stress caused by exposure to microwaves and modulates proliferation/apoptosis of thymocytes.

Metabolic and ultrastructural adaptation mechanisms during the primary prophylactic action of low-intensity electromagnetic radiation under normal and radiation conditions].

Microwave alteration of the blood-brain barrier system of rats.

Microwave irradiation of rats at 2.45 GHz activates pinocytotic-like uptake of tracer by capillary endothelial cells of cerebral cortex.

Modulation of cell death in the rat thymus. Light and electron microscopic investigations.

Modulation of natural killer cell function after exposure to 60 Hz magnetic fields: confirmation of the effect in mature B6C3F1 mice.

Mortality in workers exposed to electromagnetic fields.

Mortality indices for hemoblastoses in Rivno Province before and after the accident at the Chernobyl Atomic Electric Power Station].

Nonlinear determinism in the immune system. In vivo influence of electromagnetic fields on different functions of murine lymphocyte subpopulations.

Nonlinear dynamical law governs magnetic field induced changes in lymphoid phenotype.

Occupation and malignant lymphoma: a population based case control study in Germany.

Odontologic survey of referred patients with symptoms allegedly caused by electricity or visual display units.

Permeability of the blood-brain barrier induced by 915 MHz electromagnetic radiation, continuous wave and modulated at 8, 16, 50, and 200 Hz.

Prenatal exposure to radiofrequencies: effects of WiFi signals on thymocyte development and peripheral T cell compartment in an animal model.

Probing lymphoma infiltration in spleen of AKR/J mice chronically exposed to electromagnetic fields for risk assessment--toward noninvasive modeling.

Radiofrequency exposure and mammalian cell toxicity, genotoxicity, and transformation.

Radiofrequency exposure and mortality from cancer of the brain and lymphatic/hematopoietic systems.

Residential electric consumption and childhood cancer in Canada (1971-1986)

Residential exposure to magnetic fields and risk of canine lymphoma.

Residential proximity to electricity transmission and distribution equipment and risk of childhood leukemia, childhood lymphoma, and childhood nervous system tumors: systematic review, evaluation, and meta-analysis.

Retinal damage experimentally induced by microwave radiation at 55 mW/cm<sup>2</sup>.

Reversible microwave effects on the blood-brain barrier.

Risk of major lymphoma subtypes and use of mobile phones].

Risk of neoplastic diseases in conditions of exposure to power magnetic fields--epidemiologic investigations].

Risk of neoplastic diseases in conditions of exposure to radio- and microwave fields--epidemiologic investigations].

Teratogenic effect of broad-band electromagnetic field on neonatal mice (*Mus musculus*).

The effect of chronic exposure to 835.62 MHz FDMA or 847.74 MHz CDMA radiofrequency radiation on the incidence of spontaneous tumors in rats.

The effect of ultrahigh-frequency radiation on adaptation thresholds and the damages to blood system cells].

The effect on rat thymocytes of the simultaneous in vivo exposure to 50-Hz electric and magnetic field and to continuous light.

The effects of low-energy 60-Hz environmental electromagnetic fields upon the growth-related enzyme ornithine decarboxylase.

The efficiency and direction of thymus changes after whole-body exposure of mice to the weak electromagnetic field are determined by the initial status of the thymus].

The functional state of thymus cells following microwave exposure of endocrine glands.

The immunological and hormonal effects of combined exposure to a bitemporal ultrahigh-frequency electrical field and to decimeter waves at different sites].

The immunological mechanism of the modulation of IgE antibody formation during microwave irradiation of the thymus].

The role of fatty acids in anti-inflammatory effects of low-intensity extremely high-frequency electromagnetic radiation.

## FACTOR 15

Theme - Circadian Rhythm

Key MeSH Headings - Melatonin, Circadian Rhythm, Pineal Gland

### **Titles**

900-MHz microwave radiation promotes oxidation in rat brain.

A 0.5 G, 60 Hz magnetic field suppresses melatonin production in pinealocytes.

A 50-Hz electromagnetic field impairs sleep.

Acceleration of mammary tumorigenesis by exposure of 7,12-dimethylbenz[a]anthracene-treated female rats in a 50-Hz, 100-microT magnetic field: replication study.

Acute exposure to 50 Hz magnetic fields with harmonics and transient components: lack of effects on nighttime hormonal secretion in men.

Age-dependent association of exposure to television screen with children's urinary melatonin excretion?

Anatomical localization of human detection of weak electromagnetic radiation: experiments with dowsers.

Anxiogenic effect of chronic exposure to extremely low frequency magnetic field in adult rats.

Biological effects of continuous exposure of embryos and young chickens to electromagnetic fields emitted by video display units.

Biological effects of extremely low-frequency electromagnetic fields: in vivo studies.

Biological effects of non-ionizing electromagnetic radiation].

Biological effects produced by the influence of low frequency electromagnetic fields on hormone secretion].

Biological influences of electromagnetic fields].

Biologically based epidemiological studies of electric power and cancer.

Breast cancer and electric power.

Can disturbances in the atmospheric electric field created by powerline corona ions disrupt melatonin production in the pineal gland?

Cardiac autonomic control mechanisms in power-frequency magnetic fields: a multistudy analysis.

Cardiovascular diseases and the work environment. A critical review of the epidemiologic literature on nonchemical factors.

Chronic exposure to 2.9 mT, 40 Hz magnetic field reduces melatonin concentrations in humans.

Chronic exposure to ELF fields may induce depression.

Chronic exposure to ELF magnetic fields during night sleep with electric sheet: effects on diurnal melatonin rhythms in men.

Chronotoxicity of 1800 MHz microwave radiation on sex hormones and spermatogenesis in male mice].

Circadian locomotor activity of *Musca* flies: recording method and effects of 10 Hz square-wave electric fields.

Circadian rhythmicity of antioxidant markers in rats exposed to 1.8 GHz radiofrequency fields.

Designing EMF experiments: what is required to characterize "exposure"?

Direct suppressive effects of weak magnetic fields (50 Hz and 16 2/3 Hz) on melatonin synthesis in the pineal gland of Djungarian hamsters (*Phodopus sungorus*).

Do magnetic fields cause increased risk of childhood leukemia via melatonin disruption?

Does evening exposure to mobile phone radiation affect subsequent melatonin production?

Earthing: health implications of reconnecting the human body to the Earth's surface electrons.

Effect of occupational EMF exposure from radar at two different frequency bands on plasma melatonin and serotonin levels.

Effects of 1800-MHz radiofrequency fields on circadian rhythm of plasma melatonin and testosterone in male rats.

Effects of 60-Hz magnetic field exposure on nocturnal 6-sulfatoxymelatonin, estrogens, luteinizing hormone, and follicle-stimulating hormone in healthy reproductive-age women: results of a crossover trial.

Effects of electric and magnetic fields from high-power lines on female urinary excretion of 6-sulfatoxymelatonin.

Effects of electric and magnetic fields on nocturnal melatonin concentrations in dairy cows.

Effects of electromagnetic fields exposure on plasma hormonal and inflammatory pathway biomarkers in male workers of a power plant.

Effects of electromagnetic fields on photophasic circulating melatonin levels in American kestrels.

Effects of electromagnetic radiation from 3G mobile phone on heart rate, blood pressure and ECG parameters in rats.

Effects of exposure to 16.7 Hz magnetic fields on urinary 6-hydroxymelatonin sulfate excretion of Swiss railway workers.



Effects of melatonin on Wi-Fi-induced oxidative stress in lens of rats.

Effects of mobile phone electromagnetic fields at nonthermal SAR values on melatonin and body weight of Djungarian hamsters (*Phodopus sungorus*).

Effects of mobile phone radiation on UV-induced skin tumorigenesis in ornithine decarboxylase transgenic and non-transgenic mice.

Effects of static electromagnetic fields on chick embryo pineal gland development.

Effects of weak alternating magnetic fields on nocturnal melatonin production and mammary carcinogenesis in rats.

Electric blanket or mattress cover use and breast cancer incidence in women 50-79 years of age.

Electric power, pineal function, and the risk of breast cancer.

Endocrine functions in young men exposed for one night to a 50-Hz magnetic field. A circadian study of pituitary, thyroid and adrenocortical hormones.

Evaluation in humans of the effects of radiocellular telephones on the circadian patterns of melatonin secretion, a chronobiological rhythm marker.

Evaluation of the nocturnal levels of urinary biogenic amines in men exposed overnight to 50-Hz magnetic field.

Evidence of oxidative stress in American kestrels exposed to electromagnetic fields.

Exacerbation of hypertension and disturbances of the geomagnetic field].

Examination of the melatonin hypothesis in women exposed at night to EMF or bright light.

Exposure to 1800 MHz radiofrequency radiation induces oxidative damage to mitochondrial DNA in primary cultured neurons.

Exposure to electromagnetic fields and suicide among electric utility workers: a nested case-control study.

Extremely low frequency electromagnetic fields (EMF) and brain cancer in adults and children: review and comment.

Geomagnetic activity and human melatonin metabolite excretion.

Geomagnetic disturbances are associated with reduced nocturnal excretion of a melatonin metabolite in humans.

Human melatonin during continuous magnetic field exposure.

Immune markers and ornithine decarboxylase activity among electric utility workers.

Impact of microwave at X-band in the aetiology of male infertility.

Incidence of micronuclei in human peripheral blood lymphocytes exposed to modulated and unmodulated 2450 MHz radiofrequency fields.

Increases in geomagnetic activity are associated with increases in thyroxine levels in a single patient: implications for melatonin levels.

Influence of electromagnetic fields emitted by GSM-900 cellular telephones on the circadian patterns of gonadal, adrenal and pituitary hormones in men.

Influence of extremely-low-frequency magnetic field on antioxidative melatonin properties in AT478 murine squamous cell carcinoma culture.

Influence of light and electromagnetic radiation of Sun on circadian rhythms of the total antioxidant capacity of human saliva in the North].

Inhibitory effects of low doses of melatonin on induction of preneoplastic liver lesions in a medium-term liver bioassay in F344 rats: relation to the influence of electromagnetic near field exposure.

Interaction of static and extremely low frequency electric and magnetic fields with living systems: health effects and research needs.

Is melatonin the hormonal missing link between magnetic field effects and human diseases?

Is newborn melatonin production influenced by magnetic fields produced by incubators?

Is problematic mobile phone use explained by chronotype and personality?

Magnetic fields and pineal function in humans: evaluation of nocturnal acute exposure to extremely low frequency magnetic fields on serum melatonin and urinary 6-sulfatoxymelatonin circadian rhythms.

Magnetic storm effect on the circulation of rabbits.

Melatonin and a spin-trap compound block radiofrequency electromagnetic radiation-induced DNA strand breaks in rat brain cells.

Melatonin and magnetic fields.

Melatonin attenuates radiofrequency radiation (900 MHz)-induced oxidative stress, DNA damage and cell cycle arrest in germ cells of male Swiss albino mice.

Melatonin metabolite levels in workers exposed to 60-Hz magnetic fields: work in substations and with 3-phase conductors.

Melatonin modulates 900 Mhz microwave-induced lipid peroxidation changes in rat brain.

Melatonin protects rat cerebellar granule cells against electromagnetic field-induced increases in Na(+) currents through intracellular Ca(2+) release.

Melatonin protects rat thymus against oxidative stress caused by exposure to microwaves and modulates proliferation/apoptosis of thymocytes.

Melatonin reduces oxidative stress induced by chronic exposure of microwave radiation from mobile phones in rat brain.

Melatonin suppression by static and extremely low frequency electromagnetic fields: relationship to the reported increased incidence of cancer.

Mobile phone radiation induces mode-dependent DNA damage in a mouse spermatocyte-derived cell line: a protective role of melatonin.

Mobile phones and health: a literature overview.

Modifying effect of light and electromagnetic field on development of mammary tumors induced by N-nitrosomethyl urea in female rats].

Modulation of wireless (2.45 GHz)-induced oxidative toxicity in laryngotracheal mucosa of rat by melatonin.

Morphometric and structural study of the pineal gland of the Wistar rat subjected to the pulse action of a 52 Gauss, (50 Hz) magnetic field. Evolutive analysis over 21 days.

Multi-night exposure to 60 Hz magnetic fields: effects on melatonin and its enzymatic metabolite.

Neuroprotective effects of melatonin and omega-3 on hippocampal cells prenatally exposed to 900 MHz electromagnetic fields.

Nighttime exposure to electromagnetic fields and childhood leukemia: an extended pooled analysis.

Nocturnal 6-hydroxymelatonin sulfate excretion in female workers exposed to magnetic fields.

Nocturnal excretion of a urinary melatonin metabolite among electric utility workers.

Nocturnal exposure to intermittent 60 Hz magnetic fields alters human cardiac rhythm.

Non-thermal biomarkers of exposure to radiofrequency/microwave radiation.

Nonionizing electromagnetic fields and cancer: a review.

Oxidative stress-mediated skin damage in an experimental mobile phone model can be prevented by melatonin.

Pathophysiology of microwave radiation: effect on rat brain.

Prevention of mobile phone induced skin tissue changes by melatonin in rat: an experimental study.

Protective effect of melatonin and vitamin E against prooxidative action of iron ions and static magnetic field].

Rapid-onset/offset, variably scheduled 60 Hz electric and magnetic field exposure reduces nocturnal serum melatonin concentration in nonhuman primates.

Rate of occurrence of transient magnetic field events in U.S. residences.

Reduced excretion of a melatonin metabolite in workers exposed to 60 Hz magnetic fields.

Relationship between amyloid beta protein and melatonin metabolite in a study of electric utility workers.

Residential magnetic fields and the risk of breast cancer.

Risk factors, health risks, and risk management for aircraft personnel and frequent flyers.

Role of melatonin on electromagnetic radiation-induced oxidative stress and Ca<sup>2+</sup> signaling molecular pathways in breast cancer.

Serum-thyroxine levels in microwave-exposed rats.

Shift work, light at night, and breast cancer on Long Island, New York.

Temporal trends and misclassification in residential 60 Hz magnetic field measurements.

The effect of melatonin on body mass and behaviour of rats during an exposure to microwave radiation from mobile phone.

The effect of melatonin on the liver of rats exposed to microwave radiation.

The Effects of Electromagnetic Field on the Endocrine System in Children and Adolescents.

The effects of electromagnetic radiation (2450 MHz wireless devices) on the heart and blood tissue: role of melatonin.

The effects of extremely low-frequency magnetic fields on melatonin and cortisol, two marker rhythms of the circadian system.

The Effects of Melatonin on Oxidative Stress Parameters and DNA Fragmentation in Testicular Tissue of Rats Exposed to Microwave Radiation.

The excretion of 6-hydroxymelatonin sulfate in healthy young men exposed to electromagnetic fields emitted by cellular phone -- an experimental study.

The impact of electromagnetic field at a frequency of 50 Hz and a magnetic induction of 2.5 mT on viability of pineal cells in vitro.

The influence of long-term exposure of mice to randomly varied power frequency magnetic fields on their nocturnal melatonin secretion patterns.

The melatonin hypothesis: electric power and breast cancer.

The relationship between electromagnetic field and light exposures to melatonin and breast cancer risk: a review of the relevant literature.

The therapeutic effect of a pulsed electromagnetic field on the reproductive patterns of male Wistar rats exposed to a 2.45-GHz microwave field.

Therapeutic approaches of melatonin in microwave radiations-induced oxidative stress-mediated toxicity on male fertility pattern of Wistar rats.

Understanding the effects of electromagnetic field emissions from Marine Renewable Energy Devices (MREDS) on the commercially important edible crab, *Cancer pagurus* (L.).

Urinary 6-sulphatoxymelatonin excretion is increased in rats after 24 hours of exposure to vertical 50 Hz, 100 microT magnetic field.

Variations of melatonin and stress hormones under extended shifts and radiofrequency electromagnetic radiation.

**FACTOR 16**

Theme - Eye diseases

Key MeSH Headings - Eye Diseases, Cataract, Vision Disorders, Sensation Disorders, Neurotic Disorders, Lens, Crystalline, Corneal Diseases, Edema, Hematologic Diseases

**Titles**

A quantitative study on early changes in rabbit lens capsule epithelium induced by low power density microwave radiation].

Acute microwave irradiation and cataract formation in rabbits and monkeys.

Acute ocular lesions after exposure to electromagnetic radiation of ultrahigh frequency (an experimental study)].

Age-Related Modulations of AQP4 and Caveolin-1 in the Hippocampus Predispose the Toxic Effect of Phoneutria nigriventer Spider Venom.

Ascorbic acid changes in cultured rabbit lenses after microwave irradiation.

Biologic effects and hygienic regulation of electromagnetic fields caused by mobile communication devices].

Blocking 1800 MHz mobile phone radiation-induced reactive oxygen species production and DNA damage in lens epithelial cells by noise magnetic fields].

Cataracts induced by microwave and ionizing radiation.

Changes in gap junctional intercellular communication in rabbits lens epithelial cells induced by low power density microwave radiation.

Combined microwave energy and fixative agent for cataract induction in pig eyes.

Comments on Frey's "Data analysis reveals significant microwave-induced eye damage in humans".

Data analysis reveals significant microwave-induced eye damage in humans.

Dependence of anti-inflammatory effects of high peak-power pulsed electromagnetic radiation of extremely high frequency on exposure parameters].

DNA damage and repair induced by acute exposure of microwave from mobile phone on cultured human lens epithelial cells].

Dosimetric study of microwave cataractogenesis.

Effect of acute exposure to microwave from mobile phone on DNA damage and repair of cultured human lens epithelial cells in vitro].

Effect of high-power density microwave irradiation on the soluble proteins of the rabbit lens.

Effect of long-term power frequency electromagnetic field exposure on proliferation and apoptosis of SRA01/04 cells].

Effect of low-intensity microwave radiation on proliferation of cultured epithelial cells of rabbit lens].

Effect of superposed electromagnetic noise on DNA damage of lens epithelial cells induced by microwave radiation.

Effects of different dose microwave radiation on protein components of cultured rabbit lens].

Effects of exposure to microwaves: problems and perspectives.

Effects of Long-Term Exposure to 60 GHz Millimeter-Wavelength Radiation on the Genotoxicity and Heat Shock Protein (Hsp) Expression of Cells Derived from Human Eye.

Effects of melatonin on Wi-Fi-induced oxidative stress in lens of rats.

Effects of microwave radiation on the eye: the occupational health perspective.

Effects of microwave radiation on the lens epithelium in the rabbit eye.

Effects of mobile phones and radar radiofrequencies on the eye].

Effects of mobile phones on oxidant/antioxidant balance in cornea and lens of rats.

Effects of repeated microwave irradiations to the albino rabbit eye.

Electrical properties of lens material at microwave frequencies.

Electromagnetic noise inhibits radiofrequency radiation-induced DNA damage and reactive oxygen species increase in human lens epithelial cells.

Epidemiologic studies of the effect of microwaves (neurophysiologic, hematologic and ophthalmologic aspects)].

Epidemiological studies of human exposures to radiofrequency radiation. A critical review.

Evaluation of lens transparency in persons exposed to electromagnetic radiation of 27--30 MHz frequency].

Evaluation of possible microwave-induced lens changes in the United States Air Force.

Experimental studies on the influence of millimeter radiation on light transmission through the lens].

Features of anti-inflammatory effects of modulated extremely high-frequency electromagnetic radiation.

Glutathione concentration and peptidase activity in the lens after exposure to microwaves.

Hazards of radio frequency magnetic field and their prevention and control].

Health problems among workers of iron welding machines: an effect of electromagnetic fields.

In vitro studies of microwave-induced cataract. II. Comparison of damage observed for continuous wave and pulsed microwaves.

In vitro studies of microwave-induced cataract: reciprocity between exposure duration and dose rate for pulsed microwaves.

Increased occurrence of nuclear cataract in the calf after erection of a mobile phone base station].

Inducing cataract in postmortem pig eyes for cataract surgery training purposes.

Localized effects of microwave radiation on the intact eye lens in culture conditions.

Low power density microwave radiation induced early changes in rabbit lens epithelial cells.

Low power microwave radiation inhibits the proliferation of rabbit lens epithelial cells by upregulating P27Kip1 expression.

Low-intensity microwave blocks cell cycle and regulate cell cycle related gene expression in rabbit lens epithelial cells].

Microwave cataract and litigation: a case study.

Microwave cyclodestruction: evaluation on human eyes.

Microwave lens effects in humans. II. Results of five-year survey.

Microwave radiation-induced chromosomal aberrations in corneal epithelium of Chinese hamsters.

Microwaves and the visual analyzer].

Millimeter wave absorption in the nonhuman primate eye at 35 GHz and 94 GHz.

Mobile Phone Radiation: Physiological & Pathophysiological Considerations.

Neurotic disturbances, depression and anxiety disorders in the population living in the vicinity of overhead high-voltage transmission line 400 kV. Epidemiological pilot study].

Non-thermal cellular effects of lowpower microwave radiation on the lens and lens epithelial cells.

Observation of microwave-induced eye lens surface motion in vitro.

Ocular effects of radiofrequency energy.

Odontologic survey of referred patients with symptoms allegedly caused by electricity or visual display units.

On the microwave exposure.



Phantom vibration and phantom ringing among mobile phone users: A systematic review of literature.

Post-mortem histologic evaluation of microwave lesions after epicardial pulmonary vein isolation for atrial fibrillation.

Prevalence of nuclear cataract in Swiss veal calves and its possible association with mobile telephone antenna base stations.

Proteomic analysis of human lens epithelial cells exposed to microwaves.

Radiofrequency and microwave radiation in the microelectronics industry.

Some ocular symptoms and sensations experienced by long term users of mobile phones.

Some ocular symptoms experienced by users of mobile phones.

State of peripheral blood of technical personnel exposed to constant magnetic fields].

The effect of extremely low frequency magnetic field on the conjunctiva and goblet cells.

The effects of cell phone use on peripheral vision.

The effects of ionizing radiation, microwaves, and ultrasound on the developing embryo: clinical interpretations and applications of the data.

The ocular effects of microwaves on hypothermic rabbits: a study of microwave cataractogenic mechanisms.

Thermal cataract formation in rabbits.

Thresholds for lenticular damage in the rabbit eye due to single exposure to CW microwave radiation: an analysis of the experimental information at a frequency of 2.45 GHz.

Ultrastructural change of rabbit lens epithelial cells induced by low power level microwave radiation].

Ultrastructural changes in the rabbit lens induced by microwave radiation.

Video display terminals: risk of electromagnetic radiation.

**FACTOR 17**

Theme - Electromagnetic interference in implanted electronic devices

Key MeSH Headings - Tachycardia, Ventricular, Ventricular Fibrillation, Death, Sudden, Cardiac, Arrhythmias, Cardiac

**Titles**

AANA Journal Course: update for nurse anesthetists. Arrhythmia management devices and electromagnetic interference.

Accidental deaths caused by electricity in Sweden, 1975-2000.

Are patients with cardiac implants protected against electromagnetic interference in daily life and occupational environment?

Avoidance behaviors in patients with implantable cardioverter defibrillators.

Cardiac autonomic control mechanisms in power-frequency magnetic fields: a multistudy analysis.

Deaths associated with implantable cardioverter defibrillator failure and deactivation reported in the United States Food and Drug Administration Manufacturer and User Facility Device Experience Database.

Detection of refrigerator-associated 60 Hz alternating current as ventricular fibrillation by an implantable defibrillator.

Disturbances in the function of cardiac pacemaker caused by short wave and microwave diathermies and pulsed high frequency current.

Do airport metal detectors interfere with implantable pacemakers or cardioverter-defibrillators?

Do media players cause interference with pacemakers?

Do mobile telephones have adverse effects on the functions of implantable cardioverter defibrillators?].

ECG changes caused by the effect of static magnetic fields of nuclear magnetic resonance tomography using magnets with a field power of 0.5 to 4.0 Telsa].

Effects of 900 MHz electromagnetic field emitted by cellular phones on electrocardiograms of guinea pigs.

Electromagnetic fields and health effects--epidemiologic studies of cancer, diseases of the central nervous system and arrhythmia-related heart disease.

Electromagnetic Interference (EMI) and arrhythmic events in ICD patients undergoing gastrointestinal procedures.

Electromagnetic interference in cardiac rhythm management devices.

Electromagnetic interference in implantable cardioverter defibrillators: present but rare.

Electromagnetic interference of cardiac rhythmic monitoring devices to radio frequency identification: analytical analysis and mitigation methodology.

Electromagnetic interference with cardiac pacemakers and implantable cardioverter-defibrillators from low-frequency electromagnetic fields in vivo.

Electromagnetic interference with implantable cardioverter-defibrillators at power frequency: an in vivo study.

Fine structural alterations in radiofrequency energy-induced lesions in dog hearts: possible basis for reduced arrhythmic complications.

Implantable cardioverter defibrillators and cellular telephones: is there any interference?

Implanted devices and electromagnetic interference: case presentations and review.

Induction ovens and electromagnetic interference: what is the risk for patients with implantable cardioverter defibrillators?

Induction ovens and electromagnetic interference: what is the risk for patients with implanted pacemakers?

Influence of 50 Hz electric and magnetic fields on the human heart.

Influence of digital and analogue cellular telephones on implanted pacemakers.

Interference of electrical dental equipment with implantable cardioverter-defibrillators.

Interference with cardiac pacemakers by cellular telephones.

Interference with cardiac pacing.

Is there any risk interaction between electromagnetic field generated by mobile phones and artificial pacemakers].

Magnetic field exposure and arrhythmic risk: evaluation in railway drivers.

Magnetism and cardiac arrhythmias.

Microwave effects on isolated chick embryo hearts.

Modifications in ventricular fibrillation and capture capacity induced by a linear radiofrequency lesion.

Risk of severe cardiac arrhythmia in male utility workers: a nationwide danish cohort study.

Selective interference with pacemaker activity by electrical dental devices.

Studies on microwaves in medicine and biology: from snails to humans.

The effect of power frequency high intensity electric fields on implanted cardiac pacemakers.

Ventricular fibrillation induced by radiofrequency energy delivery for premature ventricular contractions arising from the right ventricular outflow tract: is implantable cardioverterdefibrillator indicated?

**FACTOR 18**

Theme – Liver Neoplasms

Key MeSH Headings - Liver Neoplasms, Carcinoma, Hepatocellular, Neoplasm Recurrence, Local, Lymphatic Metastasis

**Titles**

40 GHz RF biosensor based on microwave coplanar waveguide transmission line for cancer cells (HepG2) dielectric characterization.

A case of hepatocellular carcinoma rupturing after angiography.

A case of recurring hepatocellular carcinoma with a solitary Virchow's lymph node metastasis.

A case report of primary hepatic carcinoid with lymph node metastasis--treatment of hepatic arterial infusion to post-reoperative liver and radiation to metastasis of para-aortic lymph nodes].

Construction and clinical significance of a predictive system for prognosis of hepatocellular carcinoma.

Effects of extremely low-frequency electromagnetic fields (ELF-EMF) exposure on B6C3F1 mice.

Geomagnetic field variation in early ontogenesis as a risk factor for oncopathology].

Inhibitory effects of low doses of melatonin on induction of preneoplastic liver lesions in a medium-term liver bioassay in F344 rats: relation to the influence of electromagnetic near field exposure.

Lymphoma development of simultaneously combined exposure to two radiofrequency signals in AKR/J mice.

Mobile phone radiation alters proliferation of hepatocarcinoma cells.

MoS2 nanosheets encapsulated in sodium alginate microcapsules as microwave embolization agents for large orthotopic transplantation tumor therapy.

Multimodal treatment of hepatocellular carcinoma.

Non-resection approaches for colorectal liver metastases.

Rat liver foci study on coexposure with 50 Hz magnetic fields and known carcinogens.

**FACTOR 19**

Theme – Symptoms of discomfort

Key MeSH Headings - Headache, Dizziness, Fatigue, Depression, Anxiety, Tremor, Sleep Wake Disorders, Neurotic Disorders, Stress, Psychological, Anxiety Disorders, Nervous System Diseases

**Titles**

A 50-Hz electromagnetic field impairs sleep.

A literature review of medical side effects from radio-frequency energy in the human environment: involving cancer, tumors, and problems of the central nervous system.

A study on the biological effects of exposure mobile-phone frequency EMF].

A survey study on some neurological symptoms and sensations experienced by long term users of mobile phones.

Altered cortical excitability in subjectively electrosensitive patients: results of a pilot study.

An analysis of the impact of cell phone use on depressive symptoms among Japanese elders.

Anxiety-like behavioural effects of extremely low-frequency electromagnetic field in rats.

Anxiogenic effect of chronic exposure to extremely low frequency magnetic field in adult rats.

Are media reports able to cause somatic symptoms attributed to WiFi radiation? An experimental test of the negative expectation hypothesis.

Association between Excessive Use of Mobile Phone and Insomnia and Depression among Japanese Adolescents.

Association between exposure to radiofrequency electromagnetic fields assessed by dosimetry and acute symptoms in children and adolescents: a population based cross-sectional study.

Association between mobile phone use and depressed mood in Japanese adolescents: a cross-sectional study.

Association between overuse of mobile phones on quality of sleep and general health among occupational health and safety students.

Association between problematic cellular phone use and suicide: the moderating effect of family function and depression.

Association of low job control with a decrease in memory (CD4+ CD45RO+) T lymphocytes in Japanese middle-aged male workers in an electric power plant.

Association of mobile phone radiation with fatigue, headache, dizziness, tension and sleep disturbance in Saudi population.

Association of tinnitus and electromagnetic hypersensitivity: hints for a shared pathophysiology?

Associations between problematic mobile phone use and psychological parameters in young adults.

Avoidance behaviors in patients with implantable cardioverter defibrillators.

Bedtime mobile phone use and sleep in adults.

Behavior and memory evaluation of Wistar rats exposed to 1.8 GHz radiofrequency electromagnetic radiation.

Can exposure to a terrestrial trunked radio (TETRA)-like signal cause symptoms? A randomised double-blind provocation study.

Cancer incidence and magnetic field exposure in industries using resistance welding in Sweden.

Cell phones: modern man's nemesis?

Cellular phones for reducing battlefield stress: rationale and a preliminary research.

Cerebral radiofrequency exposures during adolescence: Impact on astrocytes and brain functions in healthy and pathologic rat models.

Chronic exposure to an extremely low-frequency magnetic field induces depression-like behavior and corticosterone secretion without enhancement of the hypothalamic-pituitary-adrenal axis in mice.

Chronic exposure to ELF fields may induce depression.

Clinical features of headache associated with mobile phone use: a cross-sectional study in university students.

Cohort study on the effects of everyday life radio frequency electromagnetic field exposure on non-specific symptoms and tinnitus.

Contribution of physical factors to the complex anthropogenic load in an industrial town].

Coping and self-image in patients with visual display terminal-related skin symptoms and perceived hypersensitivity to electricity.

Correction of microcirculatory disturbances with terahertz electromagnetic radiation at nitric oxide frequencies in albino rats under conditions of acute stress.

Delayed biological effect of electromagnetic fields action].

Depression in high voltage power line workers.

Determinants and stability over time of perception of health risks related to mobile phone base stations.

Development of a problematic mobile phone use scale for Turkish adolescents.

Do mobile phone base stations affect sleep of residents? Results from an experimental double-blind sham-controlled field study.

Does short-term exposure to mobile phone base station signals increase symptoms in individuals who report sensitivity to electromagnetic fields? A double-blind randomized provocation study.

Effect of hypokinetic stress and low intensity electromagnetic field of extremely high frequency on changes of cytokine concentration in rat blood].

Effect of short-term 50 Hz electromagnetic field exposure on the behavior of rats.

Effect of stress and intensity of mobile phone using on the health and subjective symptoms in GSM workers].

Effective methods of protection from technogenic electromagnetic irradiation and information-wave diagnostic means].

Effects of acute exposure to ultrahigh radiofrequency radiation on three antenna engineers.

Effects of chronic exposure of power frequency magnetic field on neurobehavior in rats].

Effects of electromagnetic fields from mobile phones on depression and anxiety after titanium mesh cranioplasty among patients with traumatic brain injury.

Effects of exposure to microwaves: problems and perspectives.

Effects of extremely low frequency electromagnetic fields (100 $\mu$ T) on behaviors in rats.

Effects of GSM-900 microwaves on the experimental allergic encephalomyelitis (EAE) rat model of multiple sclerosis.

Effects of GSM-Frequency Electromagnetic Radiation on Some Physiological and Biochemical Parameters in Rats.

Effects of information and 50 Hz magnetic fields on cognitive performance and reported symptoms.

Effects of mobile phone radiation (900 MHz radiofrequency) on structure and functions of rat brain.

Effects of Sleep Quality on the Association between Problematic Mobile Phone Use and Mental Health Symptoms in Chinese College Students.

Electromagnetic field effect or simply stress? Effects of UMTS exposure on hippocampal longterm plasticity in the context of procedure related hormone release.

Electromagnetic fields and health outcomes.

Electromagnetic fields at a mobile phone frequency (900 MHz) trigger the onset of general stress response along with DNA modifications in *Eisenia fetida* earthworms.

Electromagnetic fields hypersensitivity].



Electromagnetic fields: damage to health due to the nocebo effect].

Electromagnetic hypersensitivity (EHS) and subjective health complaints associated with electromagnetic fields of mobile phone communication--a literature review published between 2000 and 2004.

Electromagnetic hypersensitivity: evidence for a novel neurological syndrome.

Endocrine mechanism of placental circulatory disturbances induced by microwave in pregnant rats].

Enhancement of allergic skin wheal responses in patients with atopic eczema/dermatitis syndrome by playing video games or by a frequently ringing mobile phone.

Environmental illness: fatigue and cholinesterase activity in patients reporting hypersensitivity to electricity.

Enzymatic activity of some tissues and blood serum from animals and humans exposed to microwaves and hypothesis on the possible role of free radical processes in the nonlinear effects and modification of emotional behavior of animals].

Epidemiologic studies of the effect of microwaves (neurophysiologic, hematologic and ophthalmologic aspects)].

Epidemiological risk assessment of pathology development in occupational exposure to radiofrequency electromagnetic fields].

EUROPAEM EMF Guideline 2016 for the prevention, diagnosis and treatment of EMF-related health problems and illnesses.

Exposure to electromagnetic fields and suicide among electric utility workers: a nested case-control study.

Exposure to mobile phone electromagnetic field radiation, ringtone and vibration affects anxiety-like behaviour and oxidative stress biomarkers in albino wistar rats.

Exposure to radio-frequency radiation from an aircraft radar unit.

Expression of the immediate early gene, c-fos, in mouse brain after acute global system for mobile communication microwave exposure.

Follow up study on the immune response to low frequency electromagnetic fields in men and women working in a museum.

Frequent cellular phone use modifies hypothalamic-pituitary-adrenal axis response to a cellular phone call after mental stress in healthy children and adolescents: A pilot study.

Functional changes in human peripheral neutrophils in workers with different exposure to noxious agents.

Health Effects of Electromagnetic Fields on Reproductive-Age Female Operators of Plastic Welding Machines in Fuzhou, China.

Health effects of living near mobile phone base transceiver station (BTS) antennae: a report from Isfahan, Iran.

Health of workers exposed to electric fields.

Health response of two communities to military antennae in Cyprus.

Health status of the workers exposed to strong, constant magnetic fields].

Hypersensitivity to electricity: working definition and additional characterization of the syndrome.

Individual subject sensitivity to extremely low frequency magnetic field.

Individual variation in temporal relationships between exposure to radiofrequency electromagnetic fields and non-specific physical symptoms: A new approach in studying 'electrosensitivity'.

Influence of electromagnetic fields on the emotional behaviour of rats].

Influence of microwave exposure on chlordiazepoxide effects in the mouse staircase test.

Interference with cardiac pacemakers by cellular telephones.

Investigation of sleep disorders in the vicinity of high frequency transmitters].

Is There a Connection Between Electrosensitivity and Electrosensibility? A Replication Study.

Life styles, anxiety, expertise: the perception of risk from electromagnetic fields.

Low-frequency pulsed electromagnetic field therapy in fibromyalgia: a randomized, double-blind, sham-controlled clinical study.

Low-level microwave irradiation and central cholinergic systems.

Magnetic fields of transmission lines and depression.

Magnetic fields of video display terminals and spontaneous abortion.

MEMO--a mobile phone depression prevention intervention for adolescents: development process and postprogram findings on acceptability from a randomized controlled trial.

Microwave frequency electromagnetic fields (EMFs) produce widespread neuropsychiatric effects including depression.

Microwave sickness: a reappraisal.

Mobile communication and health of population: estimation of danger, social and ethical problems].

Mobile communication: radiobiology problems and evaluation of danger].

Mobile phone base stations and adverse health effects: phase 1 of a population-based, cross-sectional study in Germany.

Mobile phone base stations and adverse health effects: phase 2 of a cross-sectional study with measured radio frequency electromagnetic fields.

Mobile phone headache: a double blind, sham-controlled provocation study.

Mobile phone use and stress, sleep disturbances, and symptoms of depression among young adults--a prospective cohort study.

Mobile phone use and subjective symptoms. Comparison of symptoms experienced by users of analogue and digital mobile phones.

Mobile Phone Use and The Risk of Headache: A Systematic Review and Meta-analysis of Cross-sectional Studies.

Mobile phone use, school electromagnetic field levels and related symptoms: a cross-sectional survey among 2150 high school students in Izmir.

Motor activity of rabbits in conditions of chronic low-intensity pulse microwave irradiation].

Natural very-low-frequency sferics and headache.

Neurobehavioral effects among inhabitants around mobile phone base stations.

Neurodegenerative diseases, suicide and depressive symptoms in relation to EMF.

Neurological changes induced by a mobile phone.

Neurophysiological effects of flickering light in patients with perceived electrical hypersensitivity.

Neurotic disturbances, depression and anxiety disorders in the population living in the vicinity of overhead high-voltage transmission line 400 kV. Epidemiological pilot study].

Non-contact determination of parasympathetic activation induced by a full stomach using microwave radar.

Non-specific physical symptoms and electromagnetic field exposure in the general population: can we get more specific? A systematic review.

Occupational electromagnetic field exposures associated with sleep quality: a cross-sectional study.

Occupational factors of anxiety and depressive disorders in the French National Electricity and Gas Company. The Anxiety-Depression Group.

Odontologic survey of referred patients with symptoms allegedly caused by electricity or visual display units.

Phantom vibration and phantom ringing among mobile phone users: A systematic review of literature.

Physical factors and stress].

Physicians appeals on the dangers of mobile communication--what is the evidence? Assessment of public health data.

Polluted places or polluted minds? An experimental sham-exposure study on background psychological factors of symptom formation in 'Idiopathic Environmental Intolerance attributed to electromagnetic fields'.

Preliminary report: symptoms associated with mobile phone use.

Prevalence of annoyance attributed to electrical equipment and smells in a Swedish population, and relationship with subjective health and daily functioning.

Prevalence of depression among electrical workers.

Prevalence of headache among handheld cellular telephone users in Singapore: a community study.

Provocation with stress and electricity of patients with "sensitivity to electricity".

Psychologic aspects of patients with symptoms presumed to be caused by electricity or visual display units.

Psychological factors associated with self-reported sensitivity to mobile phones.

Psychological symptoms and intermittent hypertension following acute microwave exposure.

Quantitative analysis of lesion parameters in radiofrequency trigeminal rhizotomy.

Radio and microwave frequency radiation and health--an analysis of the literature].

Recent data from the literature on the biological and pathologic effects of electromagnetic radiation, radio waves and stray currents].

Review of the epidemiologic literature on EMF and Health.

Risk factors, health risks, and risk management for aircraft personnel and frequent flyers.

Self-reported depression and anxiety symptoms and usage of computers and mobile phones among working-age Finns.

Self-reporting of symptom development from exposure to radiofrequency fields of wireless smart meters in victoria, australia: a case series.

Specific patterns of weak (1 microTesla) transcerebral complex magnetic fields differentially affect depression, fatigue, and confusion in normal volunteers.

Speculations on the influence of electromagnetism on genomic and associated structures.

Stress-related endocrinological and psychopathological effects of short- and long-term 50Hz electromagnetic field exposure in rats.

Study of human neurovegetative and hematologic effects of environmental low-frequency (50-Hz) electromagnetic fields produced by transformers.

Subjective symptoms related to mobile phone use--a pilot study].

Subjective symptoms, sleeping problems, and cognitive performance in subjects living near mobile phone base stations.

Sympathetic Resonance Technology: scientific foundation and summary of biologic and clinical studies.

Symptom prevalence and worry about high voltage transmission lines.

Symptoms experienced by people in vicinity of base stations: II/ Incidences of age, duration of exposure, location of subjects in relation to the antennas and other electromagnetic factors].

Symptoms of ill health ascribed to electromagnetic field exposure--a questionnaire survey.

Symptoms of problematic cellular phone use, functional impairment and its association with depression among adolescents in Southern Taiwan.

Symptoms reported by mobile cellular telephone users].

Symptoms, personality traits, and stress in people with mobile phone-related symptoms and electromagnetic hypersensitivity.

The association between use of mobile phones after lights out and sleep disturbances among Japanese adolescents: a nationwide cross-sectional survey.

The effect of chronic exposure to extremely low-frequency electromagnetic fields on sleep quality, stress, depression and anxiety.

The effect of electromagnetic radiation in the mobile phone range on the behaviour of the rat.

The effects of 884 MHz GSM wireless communication signals on headache and other symptoms: an experimental provocation study.

The effects of multivitamin supplementation on mood and general well-being in healthy young adults. A laboratory and at-home mobile phone assessment.

The immune response of women with prolonged exposure to electromagnetic fields produced by radiotelevision broadcasting stations.

The influence of occupational environment and professional factors on the risk of cardiovascular disease].

The prevalence of symptoms attributed to electromagnetic field exposure: a cross-sectional representative survey in Switzerland.

The relationship between adolescents' well-being and their wireless phone use: a cross-sectional study.

The risk of subjective symptoms in mobile phone users in Poland--an epidemiological study.

The role of anxiety in the perception of technological hazards - a cross-sectional study on cell phones and masts.

The role of electromagnetic fields in neurological disorders.

Time-dependent hematological changes in workers exposed to electromagnetic fields.

Use of terahertz electromagnetic radiation at nitric oxide frequencies for the correction of thyroid functional state during stress].

Work environment and cardiovascular diseases. A short review of the literature.

## FACTOR 20

### Theme - Neoplasms

Key MeSH Headings - Lung Neoplasms, Ovarian Neoplasms, Pituitary Neoplasms, Lymphoma, Prostatic Neoplasms, Colonic Neoplasms, Carcinoma, Breast Neoplasms, Hematologic Neoplasms, Neoplasms, Liver Neoplasms, Cell Transformation, Neoplastic, Nervous System Neoplasms

### **Titles**

2-GHz band CW and W-CDMA modulated radiofrequency fields have no significant effect on cell proliferation and gene expression profile in human cells.

40 GHz RF biosensor based on microwave coplanar waveguide transmission line for cancer cells (HepG2) dielectric characterization.

50 Hz extremely low frequency electromagnetic fields enhance protein carbonyl groups content in cancer cells: effects on proteasomal systems.

50-Hz electromagnetic environment and the incidence of childhood tumors in Stockholm County.

A case of hepatocellular carcinoma rupturing after angiography.

A case of recurring hepatocellular carcinoma with a solitary Virchow's lymph node metastasis.

A case report of primary hepatic carcinoid with lymph node metastasis--treatment of hepatic arterial infusion to post-reoperative liver and radiation to metastasis of para-aortic lymph nodes].

A large-scale study of the ultrawideband microwave dielectric properties of normal, benign and malignant breast tissues obtained from cancer surgeries.

A meta-analysis of epidemiologic studies of electric and magnetic fields and breast cancer in women and men.

A microwave radiometric method for the study of the semiconductor properties of living tissue: its potential application to tumour location.

A mortality study of electrical utility workers in Quebec.

A new electromagnetic exposure metric: high frequency voltage transients associated with increased cancer incidence in teachers in a California school.

A review of cancer induction by extremely low frequency electromagnetic fields. Is there a plausible mechanism?

A review of epidemiological studies on the relationship of residential electromagnetic exposure to cancer].

A unified approach to the analysis of case-distribution (case-only) studies.

Activation of Signaling Cascades by Weak Extremely Low Frequency Electromagnetic Fields.

Adult cancers near high-voltage overhead power lines.

Age diseases depending on geomagnetic field activity inside the womb period].

Alternate indices of electric and magnetic field exposures among Ontario electrical utility workers.

Aluminum, calcium ion and radiofrequency synergism in acceleration of lymphomagenesis.

An alternate hypothesis for the association between electrical wiring configurations and cancer.

An apparently incongruous exposure-response relationship resulting from the use of job description to assess magnetic field exposure.

An epidemiological study of cancer morbidity and mortality among the population living in areas close to thermal and atomic electric power stations].

An evaluation of the existing evidence on the carcinogenic potential of extremely low frequency magnetic fields.

An evaluation of the mutagenic, carcinogenic and teratogenic potential of microwaves.

Animal carcinogenicity studies on radiofrequency fields related to mobile phones and base stations.

Annals of conflicting results: looking back on electromagnetic field research.

Are mobile phones harmful?

Are the stray 60-Hz electromagnetic fields associated with the distribution and use of electric power a significant cause of cancer?

Assessment of occupational exposure patterns by frequency-domain analysis of time series data.

Association between exposure to pulsed electromagnetic fields and cancer in electric utility workers in Quebec, Canada, and France.

Association of childhood cancer with residential traffic density.

Bioelectromagnetic field effects on cancer cells and mice tumors.

Biologic effects and health consequences of low and high (radio) frequency electromagnetic fields.

Biological and health effects on electric and magnetic fields at extremely low frequencies].

Biological effects and mechanisms of shortwave radiation: a review.

Biological effects of electromagnetic fields and recently updated safety guidelines for strong static magnetic fields.



Biological effects of electromagnetic fields].

Biological effects of low frequency electromagnetic fields.

Biological effects of non-ionizing electromagnetic fields: Two sides of a coin.

Biological effects of power-frequency fields as they relate to carcinogenesis.

Biological influences of electromagnetic fields].

Biological mechanisms and health effects of emf in view of requirements of reports on the impact of various installations on the environment].

Biologically based epidemiological studies of electric power and cancer.

Biophysical cancer transformation pathway.

Breast cancer and electric power.

Breast cancer and electromagnetic fields--a review.

Cancer cluster among young Indian adults living near power transmission lines in Bom Jesus do Tocantins, Para, Brazil.

Cancer from exposure to 50/60 Hz electric and magnetic fields--a major scientific debate.

Cancer in Korean war navy technicians: mortality survey after 40 years.

Cancer in the electric power industry.

Cancer incidence among Norwegian airline pilots.

Cancer incidence among welders: possible effects of exposure to extremely low frequency electromagnetic radiation (ELF) and to welding fumes.

Cancer incidence and mortality and proximity to TV towers.

Cancer incidence in California flight attendants (United States).

Cancer incidence near radio and television transmitters in Great Britain. I. Sutton Coldfield transmitter.

Cancer incidence near radio and television transmitters in Great Britain. II. All high power transmitters.

Cancer mortality among electricity utility workers in a the state of Sao Paulo, Brazil].

Cancer mortality and residence near electricity transmission equipment: a retrospective cohort study.

Carcinogenesis and initiation of cell cycling by charge-induced membrane clusters may be due to mitogen receptors and Na<sup>+</sup>/H<sup>+</sup> antiports.

Carcinogenic risk of extremely-low-frequency electromagnetic fields: state of the art].

Case-control study of childhood cancer and exposure to 60-Hz magnetic fields.

Cell phones and tumor: still in no man's land.

Cell phones: modern man's nemesis?

Cellular neoplastic transformation induced by 916 MHz microwave radiation.

Cellular phones and public health].

Chicken embryo fibroblasts exposed to weak, time-varying magnetic fields share cell proliferation, adenosine deaminase activity, and membrane characteristics of transformed cells.

Childhood cancer and magnetic fields from high-voltage power lines in England and Wales: a case-control study.

Childhood cancer and residential proximity to power lines. UK Childhood Cancer Study Investigators.

Childhood cancer in relation to a modified residential wire code.

Chronic toxicity/oncogenicity evaluation of 60 Hz (power frequency) magnetic fields in B6C3F1 mice.

Cohort and nested case-control studies of hematopoietic cancers and brain cancer among electric utility workers.

Combined biological effect of electromagnetic fields and chemical substances (toxic)].

Construction and clinical significance of a predictive system for prognosis of hepatocellular carcinoma.

Current Understanding of the Health Effects of Electromagnetic Fields.

Delayed biological effect of electromagnetic fields action].

Description of a new computer wire coding method and its application to evaluate potential control selection bias in the Savitz et al. childhood cancer study.

Determining health policy for sensible mobile phone use--current world status].

Developing policy in the face of scientific uncertainty: interpreting 0.3 microT or 0.4 microT cutpoints from EMF epidemiologic studies.

Dielectric Properties for Differentiating Normal and Malignant Thyroid Tissues.

Dielectric properties for non-invasive detection of normal, benign, and malignant breast tissues using microwave theories.

Dirty electricity": what, where, and should we care?

Do extremely low frequency magnetic fields enhance the effects of environmental carcinogens? A meta-analysis of experimental studies.

Does our electricity distribution system pose a serious risk to public health?

Effect of electromagnetic field exposure on chemically induced differentiation of friend erythroleukemia cells.

Effect of lesion morphology on microwave signature in 2-D ultra-wideband breast imaging.

Effect of magnetic field exposure on anchorage-independent growth of a promoter-sensitive mouse epidermal cell line (JB6).

Effect of millimeter waves on cyclophosphamide induced NF-kappaB.

Effect of pulsed electromagnetic field with different frequencies on the proliferation, apoptosis and migration of human ovarian cancer cells].

Effects of 2.45-GHz microwave radiation and phorbol ester 12-O-tetradecanoylphorbol-13-acetate on dimethylhydrazine-induced colon cancer in mice.

Effects of 2450 MHz electromagnetic fields with a wide range of SARs on methylcholanthrene-induced transformation in C3H10T1/2 cells.

Effects of 60-Hz fields, estradiol and xenoestrogens on human breast cancer cells.

Effects of ELF magnetic fields on protein expression profile of human breast cancer cell MCF7.

Effects of extremely low-frequency electromagnetic fields (ELF-EMF) exposure on B6C3F1 mice.

Effects of extremely low-frequency pulsed electromagnetic fields on morphological and biochemical properties of human breast carcinoma cells (T47D).

Effects of Mobile Phones on Children's and Adolescents' Health: A Commentary.

Electric and magnetic fields (EMF): what do we know about the health effects?

Electric and magnetic fields and health outcomes--an overview.

Electric blanket or mattress cover use and breast cancer incidence in women 50-79 years of age.

Electric blanket use and breast cancer in the Nurses' Health Study.

Electric blanket use and breast cancer on Long Island.

Electric blanket use and breast cancer risk among younger women.

Electric power, pineal function, and the risk of breast cancer.

Electromagnetic field exposure and cancer: a review of epidemiologic evidence.

Electromagnetic field exposures and childhood cancers in New Zealand.

Electromagnetic fields and breast cancer on Long Island: a case-control study.

Electromagnetic fields and cancer in children residing near Norwegian high-voltage power lines.

Electromagnetic fields and cancer risks.

Electromagnetic fields and female breast cancer.

Electromagnetic fields and health outcomes.

Electromagnetic fields and male breast cancer.

Electromagnetic fields and people's health].

Electromagnetic fields from high-voltage installations and cancer in childhood].

Electromagnetic fields, polychlorinated biphenyls, and prostate cancer mortality in electric utility workers.

Electromagnetic fields: is there any probability of the risk of cancer?].

Electromagnetic fields: low dose exposure, current update.

Electromagnetic residential fields and childhood cancers: state of epidemiological research].

ELF magnetic fields in a city environment.

EMF and current cancer concepts.

EMF-cancer link: the ferritin hypothesis.

Enhancement of efficacy of neoadjuvant polychemotherapy in combined treatment of lung cancer].

Environment and cancer risk].

Environmental exposure to electromagnetic fields and the risk of cancer].

Environmental factors and breast cancer.

Environmental factors and childhood acute leukemias and lymphomas.

Environmental risk factors and female breast cancer.

Epidemiologic studies of electric and magnetic fields and cancer: a case study of distortions by the media.

Epidemiologic studies of electric and magnetic fields and cancer: strategies for extending knowledge.

Epidemiologic study of residential proximity to transmission lines and childhood cancer in California: description of design, epidemiologic methods and study population.

Epidemiological appraisal of studies of residential exposure to power frequency magnetic fields and adult cancers.

Epidemiological risk assessment of mobile phones and cancer: where can we improve?

Estimates of Environmental Exposure to Radiofrequency Electromagnetic Fields and Risk of Lymphoma Subtypes.

EUROPAEM EMF Guideline 2016 for the prevention, diagnosis and treatment of EMF-related health problems and illnesses.

Evaluation of health risks caused by radio frequency accelerated carcinogenesis: the importance of processes driven by the calcium ion signal.

Evaluation of potential confounders in planning a study of occupational magnetic field exposure and female breast cancer.

Evidence for microwave carcinogenesis in vitro.

Examination of the melatonin hypothesis in women exposed at night to EMF or bright light.

Exposure assessment for power frequency electric and magnetic fields (EMF) and its application to epidemiologic studies.

Exposure from occupational versus other sources.

Exposure to 50-Hz electric field and incidence of leukemia, brain tumors, and other cancers among French electric utility workers.

Exposure to electromagnetic fields and the risk of leukemia.

Exposure to electromagnetic fields from use of electric blankets and other in-home electrical appliances and breast cancer risk.

Exposure to extremely low frequency electromagnetic fields and the risk of malignant diseases--an evaluation of epidemiological and experimental findings.

Exposure to low-frequency electromagnetic fields--a health hazard?

Exposure to power frequency electric fields and the risk of childhood cancer in the UK.

Extremely low frequency electromagnetic fields (EMF) and brain cancer in adults and children: review and comment.

Extremely low frequency electromagnetic fields and cancer: the epidemiologic evidence.

Extremely low-frequency electromagnetic fields exposure and female breast cancer risk: a meta-analysis based on 24,338 cases and 60,628 controls.

Fields and currents in the organs of the human body when exposed to power lines and VLF transmitters.

Follow-up of radio and telegraph operators with exposure to electromagnetic fields and risk of breast cancer.

Genetic damage in human cells exposed to non-ionizing radiofrequency fields: a meta-analysis of the data from 88 publications (1990-2011).

Genetic damage in mammalian somatic cells exposed to extremely low frequency electromagnetic fields: a meta-analysis of data from 87 publications (1990-2007).

Genetic damage in mammalian somatic cells exposed to radiofrequency radiation: a meta-analysis of data from 63 publications (1990-2005).

Genotoxicity of radiofrequency radiation. DNA/Genetox Expert Panel.

Geomagnetic field variation in early ontogenesis as a risk factor for oncopathology].

Health disorders caused by radiation].

Hematopoietic neoplasia in C57BL/6 mice exposed to split-dose ionizing radiation and circularly polarized 60 Hz magnetic fields.

How to approach complex mixtures: lessons from the epidemiology of electromagnetic fields.

Human cancer from environmental pollutants: the epidemiological evidence.

Human health consequences of environmentally-modulated gene expression: potential roles of ELF-EMF induced epigenetic versus mutagenic mechanisms of disease.

Hypothesis on a casual link between EMF and an evolutionary class of cancer and spontaneous abortion.

Incidence of breast cancer in a Norwegian cohort of women with potential workplace exposure to 50 Hz magnetic fields.

Incidence of cancer among workers in Norwegian hydroelectric power companies.

Incidence of cancer in Norwegian workers potentially exposed to electromagnetic fields.

Incidence of cancer in persons with occupational exposure to electromagnetic fields in Denmark.

Increased incidence of cancer in a cohort of office workers exposed to strong magnetic fields.

Increased mortality in amateur radio operators due to lymphatic and hematopoietic malignancies.

Induction of neoplastic transformation in C3H/10T1/2 cells by 2.45-GHz microwaves and phorbol ester.

Induction of tamoxifen resistance in breast cancer cells by ELF electromagnetic fields.

Influence of power frequency electric and magnetic fields on human health.

Inhibitory effects of low doses of melatonin on induction of preneoplastic liver lesions in a medium-term liver bioassay in F344 rats: relation to the influence of electromagnetic near field exposure.

Interaction of static and extremely low frequency electric and magnetic fields with living systems: health effects and research needs.

Joint actions of environmental nonionizing electromagnetic fields and chemical pollution in cancer promotion.

Knowledge and perceptions of the health effects of environmental hazards in the general population in Italy.

Leukemia and lymphoma incidence in rodents exposed to low-frequency magnetic fields.

Limitations of interview-based risk assessment of RF exposure from appliances.

Long-term exposure to microwave radiation provokes cancer growth: evidences from radars and mobile communication systems.

Low intensity and frequency pulsed electromagnetic fields selectively impair breast cancer cell viability.

Low-frequency magnetic fields and cancer. What you should know and what to tell your patients.

Lymphoma development in mice chronically exposed to UMTS-modulated radiofrequency electromagnetic fields.

Lymphoma development of simultaneously combined exposure to two radiofrequency signals in AKR/J mice.

Lymphoma induced in mice chronically exposed to very strong low-frequency electromagnetic field.

Magnetic field exposure related to cancer subtypes.

Magnetic fields and breast cancer in Swedish adults residing near high-voltage power lines.

Magnetic fields and cancer in children residing near Swedish high-voltage power lines.

Magnetic fields and childhood cancer--a pooled analysis of two Scandinavian studies.

Magnetic fields and mammary cancer in rodents: a critical review and evaluation of published literature.

Magnetic fields of high voltage power lines and risk of cancer in Finnish adults: nationwide cohort study.

Magnetic resonance imaging of the chest. Where we stand.

Maternal occupational exposure to electromagnetic fields before, during, and after pregnancy in relation to risks of childhood cancers: findings from the Oxford Survey of Childhood Cancers, 1953-1981 deaths.

Measurement of DNA damage and apoptosis in Molt-4 cells after in vitro exposure to radiofrequency radiation.

Melatonin and magnetic fields.

Meta-analysis of extremely low frequency electromagnetic fields and cancer risk: a pooled analysis of epidemiologic studies.

Micronucleus induction in Syrian hamster embryo cells following exposure to 50 Hz magnetic fields, benzo(a)pyrene, and TPA in vitro.

Microwave absorption by normal and tumor cells.

Microwave antigen retrieval blocks endogenous peroxidase activity in immunohistochemistry.

Microwave induces apoptosis in A549 human lung carcinoma cell line.

Mobile phone radiation alters proliferation of hepatocarcinoma cells.

Mobile phone use and risk of brain neoplasms and other cancers: prospective study.

Mobile phone use and risk of tumors: a meta-analysis.

Mobile phones, heat shock proteins and cancer.

Mobile telecommunications and health: report of an investigation into an alleged cancer cluster in Sandwell, West Midlands.

Mobile telephones and cancer--a review of epidemiological evidence.

Modeling of noninvasive microwave characterization of breast tumors.

Modification of the 1979 "Denver wire code" for different wire or plumbing types.

Morbidity experience in populations residentially exposed to 50 hz magnetic fields: methodology and preliminary findings of a cohort study.

Mortality among workers in the geothermal power plants at Larderello, Italy.

Mortality by neoplasia and cellular telephone base stations in the Belo Horizonte municipality, Minas Gerais state, Brazil.

Mortality in workers exposed to electromagnetic fields.

Mortality indices for hemoblastoses in Rivno Province before and after the accident at the Chernobyl Atomic Electric Power Station].

Mortality of persons resident in the vicinity of electricity transmission facilities.

Mortality of plastic-ware workers exposed to radiofrequencies.

MoS<sub>2</sub> nanosheets encapsulated in sodium alginate microcapsules as microwave embolization agents for large orthotopic transplantation tumor therapy.

Multi-physics modeling to study the influence of tissue compression and cold stress on enhancing breast tumor detection using microwave radiometry.

Multimodal treatment of hepatocellular carcinoma.



Mutagenic, carcinogenic and teratogenic effects induced by radiofrequency electromagnetic field of mobile phone].

Neoplastic transformation in C3H 10T(1/2) cells after exposure to 835.62 MHz FDMA and 847.74 MHz CDMA radiations.

Neoplastic transformation of C3H/10T1/2 cells following exposure to 120-Hz modulated 2.45-GHz microwaves and phorbol ester tumor promoter.

News in occupational cancers].

Non dietetic environmental risk factors in prostate cancer].

Non-ionizing electromagnetic radiation: a study of carcinogenic and cancer treatment potential.

Non-resection approaches for colorectal liver metastases.

Occupation and malignant lymphoma: a population based case control study in Germany.

Occupational and residential magnetic field exposure and breast cancer in females.

Occupational exposure to electromagnetic field and breast cancer risk in a large, population-based, case-control study in the United States.

Occupational exposures associated with male breast cancer.

Occupational exposures to extremely low frequency magnetic fields and postmenopausal breast cancer.

Occupational magnetic field exposure and site-specific cancer incidence: a Swedish cohort study.

Occupational magnetic fields and female breast cancer: a case-control study using Swedish population registers and new exposure data.

Occupational risk factors for lung cancer in the French electricity and gas industry: a case-control survey nested in a cohort of active employees.

Parental occupational exposure to extremely low frequency magnetic fields and childhood cancer: a German case-control study.

Parental occupational exposure to magnetic fields and childhood cancer (Sweden).

Paternal occupational exposure to electro-magnetic fields as a risk factor for cancer in children and young adults: a case-control study from the North of England.

Paternal work in the power industry: effects on children at delivery.

Pathophysiology of cell phone radiation: oxidative stress and carcinogenesis with focus on male reproductive system.

Perspectives on health effects of electric and magnetic fields.

Pituitary tumor risk in relation to mobile phone use: A case-control study.

Population-based case-control study of occupational exposure to electromagnetic fields and breast cancer.

Power frequency electromagnetic fields and health. Where's the evidence?

Preliminary study of cause-specific mortality of a population exposed to 50 Hz magnetic fields, in a district of Rome municipality].

Probing lymphoma infiltration in spleen of AKR/J mice chronically exposed to electromagnetic fields for risk assessment--toward noninvasive modeling.

Prostate cancer in relation to the use of electric blanket or heated water bed.

Radiation from mobile phone and the health].

Radio and microwave frequency radiation and health--an analysis of the literature].

Radio frequency radiation-related cancer: assessing causation in the occupational/military setting.

Radiofrequency exposure and mammalian cell toxicity, genotoxicity, and transformation.

Radiofrequency exposure and mortality from cancer of the brain and lymphatic/hematopoietic systems.

Rat liver foci study on coexposure with 50 Hz magnetic fields and known carcinogens.

Rate of occurrence of transient magnetic field events in U.S. residences.

Recent advances in research on radiofrequency fields and health.

Recent data from the literature on the biological and pathologic effects of electromagnetic radiation, radio waves and stray currents].

Relationship between exposure to extremely low-frequency electromagnetic fields and breast cancer risk: a meta-analysis.

Remote effects of occupational and non-occupational exposure to electromagnetic fields of power-line frequency. Epidemiological studies].

Residence near high voltage facilities and risk of cancer in children.

Residential and occupational exposure to 50 Hz magnetic fields and hematological cancers in Norway.

Residential and occupational exposures to 50-Hz magnetic fields and breast cancer in women: a population-based study.

Residential electric consumption and childhood cancer in Canada (1971-1986)

Residential exposure to 60-Hertz magnetic fields and adult cancers in Taiwan.

Residential exposure to magnetic fields and risk of canine lymphoma.

Residential exposure to magnetic fields generated by 110-400 kV power lines in Finland.

Residential magnetic field exposure and breast cancer risk: a nested case-control study from a multiethnic cohort in Los Angeles County, California.

Residential magnetic fields and the risk of breast cancer.

Residential proximity to electricity transmission and distribution equipment and risk of childhood leukemia, childhood lymphoma, and childhood nervous system tumors: systematic review, evaluation, and meta-analysis.

Residential proximity to high-voltage power lines and risk of childhood hematological malignancies.

Results of lifespan exposure to continuous and intermittent extremely low frequency electromagnetic fields (ELFEMF) administered alone to Sprague Dawley rats.

Review of the epidemiologic literature on EMF and Health.

Risk for leukaemia and brain and breast cancer among Danish utility workers: a second follow-up.

Risk of cancer among Danish electricity workers. A cohort study].

Risk of cancer among Danish utility workers--a nationwide cohort study.

Risk of cancer in Finnish children living close to power lines.

Risk of hematological malignancies associated with magnetic fields exposure from power lines: a case-control study in two municipalities of northern Italy.

Risk of major lymphoma subtypes and use of mobile phones].

Risk of neoplastic diseases in conditions of exposure to power magnetic fields--epidemiologic investigations].

Risk of neoplastic diseases in conditions of exposure to radio- and microwave fields--epidemiologic investigations].

Risk of pituitary tumors in cellular phone users: a case-control study.

Risk of premenopausal breast cancer and use of electric blankets.

Risk perception of the general public of cell phone towers and cancer: trend and associated factors, 2005-2010].

Risks of carcinogenesis from electromagnetic radiation of mobile telephony devices.

Rodent cell transformation and immediate early gene expression following 60-Hz magnetic field exposure.

Role of melatonin on electromagnetic radiation-induced oxidative stress and Ca<sup>2+</sup> signaling molecular pathways in breast cancer.

Role of radical pairs and feedback in weak radio frequency field effects on biological systems.

Scaling Relationship of In Vivo Muscle Contraction Strength of Rabbits Exposed to High-Frequency Nanosecond Pulse Bursts.

Searching for the perfect wave: the effect of radiofrequency electromagnetic fields on cells.

Selenium reduces mobile phone (900 MHz)-induced oxidative stress, mitochondrial function, and apoptosis in breast cancer cells.

Shift work, light at night, and breast cancer on Long Island, New York.

Socioeconomic status, social mobility and cancer occurrence during working life: a case-control study among French electricity and gas workers.

Some characteristics of the glutathione cycle revealed by ionising and non-ionising electromagnetic radiation.

Speculations on the influence of electromagnetism on genomic and associated structures.

Studies on microwaves in medicine and biology: from snails to humans.

Studying the protein expression in human B lymphoblastoid cells exposed to 1.8-GHz (GSM) radiofrequency radiation (RFR) with protein microarray.

Teratogenic effect of broad-band electromagnetic field on neonatal mice (*Mus musculus*).

Testing electromagnetic fields for potential carcinogenic activity: a critical review of animal models.

The effects of 860 MHz radiofrequency radiation on the induction or promotion of brain tumors and other neoplasms in rats.

The effects of ionizing radiation, microwaves, and ultrasound on the developing embryo: clinical interpretations and applications of the data.

The effects of low-energy 60-Hz environmental electromagnetic fields upon the growth-related enzyme ornithine decarboxylase.

The effects of recall errors and of selection bias in epidemiologic studies of mobile phone use and cancer risk.

The electromagnetic spectrum: current and future applications in oncology.

The enhanced lethality of cells in suspension during simultaneous exposure to pulsed electrical and shock-wave acoustic fields].

The epidemiology of exposure to electromagnetic fields: an overview of the recent literature.

The INTERPHONE study: design, epidemiological methods, and description of the study population.

The measured electrical properties of normal and malignant human tissues from 50 to 900 MHz.

The melatonin hypothesis: electric power and breast cancer.

The relationship between electromagnetic field and light exposures to melatonin and breast cancer risk: a review of the relevant literature.

The relative merits of contemporary measurements and historical calculated fields in the Swedish childhood cancer study.

The residential case-specular method to study wire codes, magnetic fields, and disease.

The role of chemical and physical factors in cancer development].

The role of household electromagnetic fields in the development of mammary tumors in women: clinical case-record observations.

The use of cell phone and insight into its potential human health impacts.

Towards 5G communication systems: Are there health implications?

Transmission electron microscopy study of the effects produced by wide-band low-power millimeter waves on MCF-7 human breast cancer cells in culture.

Use of cellular telephones and risk of cancer. A Danish cohort study].

Use of electric bedding devices and risk of breast cancer in African-American women.

Use of electric blankets and risk of postmenopausal breast cancer.

Validation of self-reported cellular phone use.

Variable E-cadherin expression in a MNU-induced colon tumor model in rats which exposed with 50 Hz frequency sinusoidal magnetic field.

## **Appendix 4 – Hierarchical Text Clustering Taxonomy of Adverse EMF Effects Database**

### **A4-A. Cluster Themes**

A query to retrieve Medline records showing adverse health effects of wireless radiation was generated. The query was entered into the Medline search engine, and ~15,000 records were retrieved. Filtering was applied to the retrieval to remove records not associated with adverse health effects of wireless radiation, and 5311 records remained. Further filtering was not done, and more records showing no adverse effects, examining ELF frequencies, and exceeding the FCC exposure limits, were included compared to the filtered database in Appendix 2. The partially filtered records were imported into the CLUTO software, and a 48-cluster hierarchical text clustering of titles/abstracts was performed.

The following tables ([A4-1](#), [A4-2](#)) show the categories in the taxonomy. The first table shows hierarchical Levels 2 and 4, and the second table shows Level 4 and its associated leaf (lowest level) clusters. For each cluster in both tables, the number of associated records is shown in parentheses, followed by the cluster theme. Following the tables, each leaf cluster is shown, including numbers of records, theme, and associated record titles. The Level 4 clusters in the second table are hyperlinked to their positions in the list of titles. Because of the filtering process limitations, most, but not all, records are associated with adverse effects of wireless radiation. To access the full record, insert the titles of interest into Pubmed or other Medline search engine.

Main adverse effects identified at the cluster theme level include cancer, brain tumors, mammary cancer, childhood cancer, childhood leukemia, breast cancer, acoustic neuromas, neurodegenerative diseases, cognitive function, neural function, oxidative stress, genotoxic, DNA damage, chromosome damage, gene expression alterations, implanted electronic device malfunction, sleep, melatonin secretion, embryos, cataracts, hearing, electrohypersensitivity.

**Table A4-1 - CLUTO-Based Text Clustering Taxonomy – Top Levels**

<b>SECOND LEVEL</b>	<b>FOURTH LEVEL</b>
Cluster 92 (2561) – Adverse effects of wireless radiation at cellular level, including radiation absorption at different frequencies	Cluster 78 (912) – Adverse impacts of wireless radiation, especially on cataracts, cells, and cognitive functions
	Cluster 79 (428) – Microwave radiation absorption at different frequencies
	Cluster 82 (529) – Adverse effects of mobile phone radiation, especially oxidative stress
	Cluster 84 (692) – Genotoxic effects of radiofrequency radiation
Cluster 93 (2750) – Adverse health effects of EMF on humans, especially cancer and neurodegenerative diseases, and on implanted electronic devices	Cluster 81 (673) – Adverse impacts of power-line EMF
	Cluster 85 (540) – Adverse impacts of low-frequency EMF, emphasizing cancer and neurodegenerative diseases
	Cluster 83 (668) – Adverse effects of mobile phone use, especially brain tumors, and brain and neural function
	Cluster 89 (869) – Human health risks from electromagnetic radiation, including adverse effects on implanted electronic devices, and possible protections

Table A4-2. CLUTO-Based Text Clustering Taxonomy - Bottom Levels

FOURTH LEVEL	LEAF (LOWEST) LEVEL
<a href="#">Cluster 78 (912)</a> – Adverse impacts of wireless radiation, especially on cataracts, cells, and cognitive functions	Cluster 46 (331) – Adverse effects of microwave radiation, mainly on rats
	Cluster 3 (39) – Adverse impact of wireless radiation on eye lens
	Cluster 35 (107) – Adverse impacts of microwave radiation on cells and cognitive functions
	Cluster 39 (211) – Adverse effects from microwave radiation
	Cluster 29 (94) – Adverse effects of microwave radiation, especially pulsed microwave
	Cluster 31 (130) – Adverse effects of microwave exposures on rats, especially at WiFi frequencies
<a href="#">Cluster 79 (428)</a> – Microwave radiation absorption at different frequencies	Cluster 10 (75) – Dielectric properties of tissue at different microwave frequencies
	Cluster 23 (88) – Specific absorption rate in human body models
	Cluster 21 (63) – Adverse effects of millimeter-wave exposures on biological systems
	Cluster 44 (95) – Adverse effects of microwave resonances in biological systems
	Cluster 47 (107) – Adverse biological effects of decimeter waves
<a href="#">Cluster 82 (529)</a> – Adverse effects of mobile phone radiation, especially oxidative stress	Cluster 22 (127) – Effects of radiofrequency radiation, especially from mobile phones, on rats
	Cluster 26 (129) - Oxidative stress effects from mobile phone radiofrequency radiation
	Cluster 37 (140) – Effect of radiofrequency exposure, especially prenatal exposure, on rats
	Cluster 38 (133) – Effect of radiofrequency radiation on rat brain
<a href="#">Cluster 84 (692)</a> – Genotoxic effects of radiofrequency radiation	Cluster 20 (126) – DNA damage after microwave radiation
	Cluster 28 (100) – Chromosome damage in lymphocytes exposed to radiofrequency radiation
	Cluster 45 (179) – Adverse effects of low-frequency EMF on cells
	Cluster 24 (111) – Gene expression alterations following radiofrequency exposure
	Cluster 11 (51) – Adverse impacts of radiofrequency fields on sleep
	Cluster 41 (125) – Adverse effects of radiofrequency fields on cells
<a href="#">Cluster 81 (673)</a> – Adverse impacts of power-line EMF	Cluster 9 (43) – Adverse effects of ELF magnetic field exposures
	Cluster 17 (55) – Adverse impacts of EMF on mammary cancer development
	Cluster 6 (67) – Adverse health effects of magnetic fields associated with magnetic resonance imaging
	Cluster 32 (139) – Health risks of power-line electromagnetic fields on humans
	Cluster 34 (188) – Adverse effects of low-frequency electromagnetic fields on humans



	Cluster 40 (116) – Adverse effects of low-frequency magnetic fields on rodents
	Cluster 2 (27) – Effects of electromagnetic fields on chicken embryos
	Cluster 12 (38) – Impact of static and low-frequency magnetic fields on melatonin secretion
<a href="#">Cluster 85 (540)</a> – Adverse impacts of low-frequency EMF, emphasizing cancer and neurodegenerative diseases	Cluster 4 (97) – Exposure to power lines and risk of childhood cancer
	Cluster 15 (131) – Residential magnetic fields and childhood leukemia
	Cluster 13 (113) – Electromagnetic fields and cancer, especially breast cancer
	Cluster 18 (62) – Mortality studies of electrical utility workers, focusing on electromagnetic field exposures
	Cluster 27 (137) – Occupational exposure to electromagnetic fields, emphasizing neurodegenerative disease and cancer
<a href="#">Cluster 83 (668)</a> – Adverse effects of mobile phone use, especially brain tumors, and brain and neural function	Cluster 30 (321) – Adverse health symptoms from mobile phone use
	Cluster 1 (36) – Effects of mobile phones on brain and neural function
	Cluster 25 (68) – Effects of cell phone radiation on cognitive function and hearing
	Cluster 14 (93) – Myriad adverse health effects from cellphones
	Cluster 7 (44) – Risks from cell phone use, especially brain tumors
	Cluster 8 (106) – Risk of brain tumors/acoustic neuromas from mobile phone use
<a href="#">Cluster 89 (869)</a> – Human health risks from electromagnetic radiation, including adverse effects on implanted electronic devices, and possible protections	Cluster 0 (63) – Electromagnetic interference with cardiac pacemakers
	Cluster 16 (103) – Electromagnetic interference on implanted cardiac devices
	Cluster 5 (120) – Health risks from mobile phone base stations
	Cluster 19 (84) – Electromagnetic hypersensitivity
	Cluster 43 (202) – Health risks from low-frequency electromagnetic fields
	Cluster 33 (91) – Health risks to workers in different occupations
	Cluster 36 (84) – Precautionary measures to reduce potential EMF health risks
	Cluster 42 (122) - Regulatory protections against electromagnetic fields

A4-B. Cluster Record Titles

## Fourth Level Cluster 78 (912)

Theme - Adverse impacts of wireless radiation, especially on cataracts, cells, and cognitive functions

## --Leaf Cluster 46 (331)

Theme - Adverse effects of microwave radiation, mainly on rats

## Titles

Recent advances in the effects of microwave radiation on brains.

Microwave radiation absorption: behavioral effects.

Behavioral thermoregulation with microwave radiation of albino rats.

[Effect of microwave irradiation on biological systems].

[Microwave radiation sources requiring periodic or sporadic hygienic control].

Microwave radiation (2.45 GHz)-induced oxidative stress: Whole-body exposure effect on histopathology of Wistar rats.

Low intensity microwave radiation induced oxidative stress, inflammatory response and DNA damage in rat brain.

Mechanism of low-level microwave radiation effect on nervous system.

Apoptosis of Lewis Lung Carcinoma Cells Induced by Microwave via p53 and Proapoptotic Proteins In vivo.

Studies on the interaction of microwave radiation with cholinesterase.

A system for studying effects of microwaves on cells in culture.

Enzymatic alterations in developing rat brain cells exposed to a low-intensity 16.5 GHz microwave radiation.

Bioeffects of microwave--a brief review.

Behavioral effects of chlorpromazine and diazepam combined with low-level microwaves.

Microwave radiation induced oxidative stress, cognitive impairment and inflammation in brain of Fischer rats.

Interaction of microwave radiation with turkey sperm.

Effect of Low Level Subchronic Microwave Radiation on Rat Brain.

Acceleration of the development of benzopyrene-induced skin cancer in mice by microwave radiation.

Effect of 2.45 GHz microwave radiation on the fertility pattern in male mice.

Alterations in activity at auditory nuclei of the rat induced by exposure to microwave radiation: autoradiographic evidence using [<sup>14</sup>C]2-deoxy-D-glucose.

[Effect of microwave radiation on the rat hematopoietic system].

The effect of exposure of acetylcholinesterase to 2,450-MHz microwave radiation.

[The impact of electromagnetic radiation at microwave frequency (9.8 HhZ) on the embryonic and postembryonic development of the tick *Hyalomma asiaticum* (Acarina, Ixodidae)].

[Structural and metabolic analysis of the reaction of the central nervous system to the combined action of microwave and ionizing radiations].

[Mechanism of the effect of nonionizing radiation on animals at the level of sensory systems].

Effects of microwaves on membranes of hematopoietic cells in their structural and functional organization.

Microwave radiation and chlordiazepoxide: synergistic effects on fixed-interval behavior.

Behavioral effects of microwaves.

[Long-term exposure to low intensity microwave radiation affects male reproductivity].

[Effect of microwave radiation on cellular immunity indices in conditions of chronic exposure].

[Long-term microwave radiation affects male reproduction in rats].

Results of our 15-year study into the biological effects of microwave exposure.

Effect of whole-body 1800MHz GSM-like microwave exposure on testicular steroidogenesis and histology in mice.

Genotoxic Effects in Human Fibroblasts Exposed to Microwave Radiation.

[The effect of microwave radiation on the levels of MDA and the activity of SOD of nasopharyngeal carcinoma cells].

The effects of low-level radiofrequency and microwave radiation on brain tissue and animal behaviour.

Physiological changes in rats after exposure to low levels of microwaves.

The influence of prenatal 10 GHz microwave radiation exposure on a developing mice brain.

[The phenomenon of adaptive immunity in exposure to nonionizing microwave radiation].

Non-thermal effects of 500MHz - 900MHz microwave radiation on enzyme kinetics.

Activation of TLR signalling regulates microwave radiation-mediated impairment of spermatogenesis in rat testis.

Effect of 2.45 GHz microwave radiation on permeability of unilamellar liposomes to 5(6)-carboxyfluorescein. Evidence of non-thermal leakage.

Spatial memory and learning performance and its relationship to protein synthesis of Swiss albino mice exposed to 10 GHz microwaves.

[Effects of the microwave radiation from the cellular phones on humans and animals].

Cognitive impairment and neurogenotoxic effects in rats exposed to low-intensity microwave radiation.

Microwave hearing: evidence for thermoacoustic auditory stimulation by pulsed microwaves.

Effects of 2.45 GHz microwave radiation and heat on mouse spermatogenic epithelium.

Studies of the induction of dominant lethals and translocations in male mice after chronic exposure to microwave radiation.

Effect of Low-Intensity Microwave Radiation on Monoamine Neurotransmitters and Their Key Regulating Enzymes in Rat Brain.

Fluorescence depolarization studies of red cell membrane fluidity. The effect of exposure to 1.0-GHz microwave radiation.

[Effects of microwave radiation on the content of five elements in mice bone tissue].

Research on the neurological effects of nonionizing radiation at the University of Washington.

Cellular neoplastic transformation induced by 916 MHz microwave radiation.

Radiofrequency and microwave radiation in the microelectronics industry.

Reduced exposure to microwave radiation by rats: frequency specific effects.

[Reaction of the brain receptor system to the effect of low intensity microwaves].

Ten gigahertz microwave radiation impairs spatial memory, enzymes activity, and histopathology of developing mice brain.

Cytogenetic effects of 18.0 and 16.5 GHz microwave radiation on human lymphocytes in vitro.

Influence of microwave exposure on fertility of male rats.

Health aspects of radio and microwave radiation.

Japanese encephalitis virus (JEV): potentiation of lethality in mice by microwave radiation.

Microwave exposure induces Hsp70 and confers protection against hypoxia in chick embryos.

Potentially hazardous microwave radiation source--a review.

Behavioral effects of microwave reinforcement schedules and variations in microwave intensity on albino rats.

[Metabolic changes in cells under electromagnetic radiation of mobile communication systems].

Effect of microwave radiation on inactivation of *Clostridium sporogenes* (PA 3679) spores.

A circular dichroism study of human erythrocyte ghost proteins during exposure to 2450 MHz microwave radiation.

[Evaluation of bone density in rats after hydrocortisone and microwave radiation].

[Chronotoxicity of 1800 MHz microwave radiation on sex hormones and spermatogenesis in male mice].

Radiation hazard assessment of pulsed microwave radars.

Results of a United States and Soviet Union joint project on nervous system effects of microwave radiation.

Non-thermal microwave effects on protein dynamics? An X-ray diffraction study on tetragonal lysozyme crystals.

Effect of microwave radiation on permeability of liposomes. Evidence against non-thermal leakage.

Assessment of cytogenetic damage and oxidative stress in personnel occupationally exposed to the pulsed microwave radiation of marine radar equipment.

[Modification of the effects of microwave irradiation on biochemical processes by using foreign protein].

Some behavioral effects of short-term exposure of rats to 2.45 GHz microwave radiation.

[5-HT contents change in peripheral blood of workers exposed to microwave and high frequency radiation].

Microwave radiation effects on the thermally driven oxidase of erythrocytes.

Effects of microwave radiation (340 and 900 MHz) on different structural levels of erythrocyte membranes.

Environmental radiation hazards.

[Radiation protection and possible mechanisms for low intensity microwave].

Effects of low level microwave radiation on carcinogenesis in Swiss Albino mice.

Effects of pulsed 2.856 GHz microwave exposure on BM-MSCs isolated from C57BL/6 mice.

[Effect of pulse electromagnetic radiation on erythrocyte ghosts].

[Experimental modeling of autoimmune reactions as affected by nonionizing microwave radiation].

Biologic effects of microwave exposure. II. Studies on the mechanisms controlling susceptibility to microwave-induced increases in complement receptor-positive spleen cells.

Hearing of microwave pulses by humans and animals: effects, mechanism, and thresholds.

Individual responsiveness to induction of micronuclei in human lymphocytes after exposure in vitro to 1800-MHz microwave radiation.

Immunologic and hematopoietic alterations by 2,450-MHz electromagnetic radiation.

Exposure of cultured astroglial and microglial brain cells to 900 MHz microwave radiation.

Influence of microwave exposure on chlordiazepoxide effects in the mouse staircase test.

Activation of endoplasmic reticulum stress in rat brain following low-intensity microwave exposure.

Non-thermal effects of microwaves on proteins: thermophilic enzymes as model system.

[Morinda officinalis how extract improves microwave-induced reproductive impairment in male rats].

Reception of microwaves by the brain.

Interaction of radiofrequency and microwave radiation with living systems. A review of mechanisms.

Effect on the immune system of mice exposed chronically to 50 Hz amplitude-modulated 2.45 GHz microwaves.

Selective changes in locomotor activity in mice due to low-intensity microwaves amplitude modulated in the EEG spectral domain.

Physical basis of adverse and therapeutic effects of low intensity microwave radiation.

Resonance effect of microwaves on the genome conformational state of *E. coli* cells.

Induction of micronuclei in human lymphocytes exposed in vitro to microwave radiation.

Biological effects of electromagnetic fields--mechanisms for the effects of pulsed microwave radiation on protein conformation.

The influence of microwave radiation on transdermal delivery systems.

Parametric mechanism of excitation of the electroencephalographic rhythms by modulated microwave radiation.

[Cytogenetic changes induced by low-intensity microwaves in the species *Triticum aestivum*].

High-frequency electromagnetic radiation injury to the upper extremity: local and systemic effects.

Effect of chronic microwave radiation on T cell-mediated immunity in the rabbit.

Prenatal microwave exposure and behavior.

[The state of receptor-dependent signal pathways in the agranulocytes from the peripheral blood of the convalescent patients following community-acquired pneumonia under the influence of microwave radiation].

Effects of 2.45 GHz microwaves on meiotic chromosomes of male CBA/CAY mice.

Inhibitory Effects of Microwave Radiation on LPS-Induced NFkappaB Expression in THP-1 Monocytes.

The relation of dose rate of microwave radiation to the time of death and total absorbed dose in the mouse.

Differential damage in bacterial cells by microwave radiation on the basis of cell wall structure.

Effect of 7, 14 and 21 Hz modulated 450 MHz microwave radiation on human electroencephalographic rhythms.

Immunotropic influence of 900 MHz microwave GSM signal on human blood immune cells activated in vitro.

[Are microwaves a co-teratogen? Experimental model concept and its verification].

Studies on microwaves in medicine and biology: from snails to humans.

Changes in human EEG caused by low level modulated microwave stimulation.

Electromagnetic radiations and cancer. Cause and prevention.

Microwave elution of red cell antibodies.

Influence of low intensity 2,450 MHz microwave radiation upon the growth of various microorganisms and their sensitivity towards chemical inactivation.

Low power microwave interaction with phospholipase C and D signal transduction pathways in myogenic cells.

[Antagonistic effect of microwave on hematopoietic damage of mice induced by gamma-ray irradiation].

Acid resistance and verocytotoxin productivity of enterohemorrhagic Escherichia coli O157:H7 exposed to microwave.

The relationship between colony-forming ability, chromosome aberrations and incidence of micronuclei in V79 Chinese hamster cells exposed to microwave radiation.

Effects of differently polarized microwave radiation on the microscopic structure of the nuclei in human fibroblasts.

The correlation between the frequency of micronuclei and specific chromosome aberrations in human lymphocytes exposed to microwave radiation in vitro.

A search for nonthermal effects of 434 MHz microwave radiation on whole human blood.

Review of the specific effects of microwave radiation on bacterial cells.

Microwave dissociation of antigen-antibody complexes: a new elution technique to permit phenotyping of antibody-coated red cells.

[Nature of the changes in the morphofunctional and cytochemical indices of blood leukocytes as affected by low-intensity microwaves].

Effects of 2.45-GHz microwave radiation and phorbol ester 12-O-tetradecanoylphorbol-13-acetate on dimethylhydrazine-induced colon cancer in mice.

Effects of X-band microwave exposure on rabbit erythrocytes.

Transgenic nematodes as biomonitors of microwave-induced stress.

The effects of microwave radiation on avian dominance behavior.

Dominant lethal studies in male mice after exposure to 2.45 GHz microwave radiation.

[Action of UHF microwaves on the germ and somatic cells of mammals].

Sperm count and sperm abnormality in male mice after exposure to 2.45 GHz microwave radiation.

Effect of microwaves (2450-MHz) on the immune system in mice: studies of nucleic acid and protein synthesis.

The influence of differently polarised microwave radiation on chromatin in human cells.

Effects of 10-GHz microwaves on hematological parameters in Swiss albino mice and their modulation by *Prunus avium*.

Effects of fetal microwave radiation exposure on offspring behavior in mice.

Ibuprofen effects on behavioral thermoregulation with microwave radiation in albino rats.

Microwave and man: the direct and indirect hazards, and the precautions.

Biomarkers in volunteers exposed to mobile phone radiation.

Effects of 900-MHz microwave radiation on gamma-ray-induced damage to mouse hematopoietic system.

Detection of probable effects of microwave exposure of blood parameters of RBC, PCV and Hb in rat.



Effects of microwaves on the colony-forming capacity of haemopoietic stem cells in mice.

2.45-GHz microwave irradiation adversely affects reproductive function in male mouse, *Mus musculus* by inducing oxidative and nitrosative stress.

Adaptation of human brain bioelectrical activity to low-level microwave.

Biochemical changes in rat brain exposed to low intensity 9.9 GHz microwave radiation.

Effect of microwave radiation on the permeability of carbonic anhydrase loaded unilamellar liposomes.

Effects on the nervous system by exposure to electromagnetic fields: experimental and clinical studies.

Microwave effect on diffusion: a possible mechanism for non-thermal effect.

Teratology, survival, and reversal learning after fetal irradiation of mice by 2450-MHz microwave energy.

[Changes in drug pharmacokinetics and pharmacodynamics under the influence of microwaves of different ranges].

Increase in the frequency of Fc receptor (FcR) bearing cells in the mouse spleen following a single exposure of mice to 2450 MHz microwaves.

Modification of membrane fluidity in melanin-containing cells by low-level microwave radiation.

Effects of low level microwave radiation on the digestive transit of the rat.

Microwave-stimulated drug release from liposomes.

[Changes in immunobiological reactivity under the combined action of microwave, infrasonic and gamma irradiation].

Behavioral and cognitive effects of microwave exposure.

The effect of microwave radiation on the cell genome.

Neurological effects of microwave exposure related to mobile communication.

Microwave effects on plasmid DNA.

Differential response of the permeability of the rat liver canalicular membrane to sucrose and mannitol following in vivo acute single and multiple exposures to microwave radiation (2.45 GHz) and radiant-energy thermal stress.

Effects of microwave radiation and strychnine on cerebral biopotentials in narcotized rats.

[Some biochemical indexes in white rabbit's blood affected by acute high intensity microwave].

Long-term exposure to microwave radiation provokes cancer growth: evidences from radars and mobile communication systems.

Effect of low power microwave on the mouse genome: a direct DNA analysis.

Fluorescence depolarization studies of the phase transition in multilamellar phospholipid vesicles exposed to 1.0-GHz microwave radiation.

Effect of low frequency modulated microwave exposure on human EEG: individual sensitivity.

A negative test for mutagenic action of microwave radiation in *Drosophila melanogaster*.

[Non-thermal microwave effect on nerve fiber function].

Influence of microwaves on different types of receptors and the role of peroxidation of lipids on receptor-protein shedding.

[Effect of nonionizing microwave radiation on autoimmune reactions and antigenic structure of serum proteins].

Effects of 9.4 GHz microwave exposure on meiosis in mice.

[Two-step exposure of biological objects to infrared laser and microwave radiation].

Influence of in vitro microwave radiation on the fertilizing capacity of turkey sperm.

Measure of enzymatic activity coincident with 2450 MHz microwave exposure.

Effect of microwave radiation on redissolving precipitated matter in fluorouracil injection.

[Germ reduction by microwaves--microwave specific effects].

Effects of microwave (2.45 GHz) irradiation on some biological characters of *Salmonella typhimurium*.

The relation of sex, age, and weight of mice to microwave radiation sensitivity.

The origins of U.S. safety standards for microwave radiation.

Pathophysiology of microwave radiation: effect on rat brain.

Influence of CW microwave radiation on in vitro release of enzymes from retinol- treated hepatic lysosomes.

Cytological effects of microwave radiation in Chinese hamster cells in vitro.

Ouabain inhibition of kidney ATPase is altered by 9.14 GHz radiation.

Cytogenetic investigations on microwaves emitted by a 455.7 MHz car phone.

[The reaction of the tick *Hyalomma asiaticum* (Acarina, Ixodidae) to 1- to 4-GHz microwaves].

Microwave effects on the central nervous system--a study of radar mechanics.

[The characteristics of the reactions of excitable tissue to combined exposure to microwaves and low-intensity ultrasound].

[Cumulated biological effects of microwaves and their reflection in behavior, work capacity, growth of body mass and state of brain neurons].

[Quantitative patterns in the cytogenetic action of microwaves].

[The action of microwave radiation on potassium ion transport and oxygen consumption in the perfused rat liver].

The effects of low level microwaves on the fluidity of photoreceptor cell membrane.

Insensitivity of cardiovascular function to low power cm-/mm-microwaves.

[Ultracytochemical changes in the brain and liver in exposure to low-intensity nonionizing microwave radiation].

Microwave effect on camphor binding to rat olfactory epithelium.

In vitro effects of microwave radiation on rat liver mitochondria.

Induction of neoplastic transformation in C3H/10T1/2 cells by 2.45-GHz microwaves and phorbol ester.

Evidence for microwave carcinogenesis in vitro.

Microwave radiation injury.

Effect of microwave radiation on human EEG at two different levels of exposure.

Effects of nonionizing radiation on the central nervous system, behavior, and blood: a progress report.

Brain enzyme histochemistry following stabilization by microwave irradiation.

Poly ADP ribosylation as a possible mechanism of microwave--biointeraction.

Investigation of an acute microwave-oven hand injury.

Rat lymphocytes in cell culture exposed to 2450 MHz (CW) microwave radiation.

Effect of electromagnetic microwave radiation on the growth of Ehrlich ascites carcinoma.

Effects of 36.6 GHz and static magnetic field on degree of endoreduplication in *Drosophila melanogaster* polytene chromosomes.

Extremely low-level microwaves attenuate immune imbalance induced by inhalation exposure to low-level toluene in mice.

[The effect of microwaves on the neuronal activity of the hyperstriatum in chick embryos at the critical developmental period].

Psychological symptoms and intermittent hypertension following acute microwave exposure.

Very new waves in very old meridians: quantum medical physics of the living.

[The effect of various occupational exposures to microwave radiation on the concentrations of immunoglobulins and T lymphocyte subsets].

Microwave effect upon chlorpromazine-inhibited kidney ATPase.

Evidence for genetic control of microwave-induced augmentation of complement receptor-bearing B lymphocytes.

[The combined action of microwave radiation and hydrogen peroxide on the viability and ultrastructure of *Pseudomonas aeruginosa* cells].

A demonstration of athermal effects of continuous microwave irradiation on the growth and antibiotic sensitivity of *Pseudomonas aeruginosa* PAO1.

Influence of low power cm-/mm-microwaves on cardiovascular function.

Local cerebral blood flow after microwave exposure.

The properties of bird feathers as converse piezoelectric transducers and as receptors of microwave radiation. II. Bird feathers as dielectric receptors of microwave radiation.

Different methods for evaluating the effects of microwave radiation exposure on the nervous system.

Microwave cell death: Immunohistochemical and enzyme histochemical evaluation.

Study of nonionizing microwave radiation effects upon the central nervous system and behavior reactions.

[Cellular effects of microwaves of thermal intensity].

Microwave induced stimulation of <sup>32</sup>Pi incorporation into phosphoinositides of rat brain synaptosomes.

Laser doppler flowmetry as a method for evaluating the microwave radiation effect on cutaneous microcirculation.

Microwave effects on acetylcholine-induced channels in cultured chick myotubes.

[The participation of thyroid hormones in modifying the mutagenic effect of microwaves].

Investigation of the effects of continuous-wave, pulse- and amplitude-modulated microwaves on single excitable cells of *Chara corallina*.

Microwave frequency electromagnetic fields (EMFs) produce widespread neuropsychiatric effects including depression.

[Effect of centimeter microwaves on the antibody production in mice].

[Effect of electromagnetic SHF-radiation on the morphofunctional status of early mouse embryos].

The effect of acute far field exposure at 2.45 GHz on the mouse testis.

[Pharmacological correction of the acute effects of microwave irradiation in an experiment].

Effects of exposure to microwaves: problems and perspectives.

Semen analysis of military personnel associated with military duty assignments.

Setting exposure limits for radiofrequency radiation and microwaves in China.

Effect of exposure to operant-controlled microwaves on certain blood and immunological parameters in the young chick.

In vitro cytogenetic effects of 2450 MHz waves on human peripheral blood lymphocytes.

[Microwaves and blood-brain barrier].

Microwave radiation: an epidemiologic assessment.

[The dynamics of the immunobiological effects in transcerebral microwave exposures].

Microwave absorption by normal and tumor cells.

Microwaves induce an increase in the frequency of complement receptor-bearing lymphoid spleen cells in mice.

Microwave radiation-induced calcium ion efflux from human neuroblastoma cells in culture.

Studies on possible genetic effects of microwaves in procaryotic and eucaryotic cells.

Middle-ear structures contribute little to auditory perception of microwaves.

[Effect of long wave pre-illumination on the kinetic characteristics of microwave photoconductivity signals in Chlorella cells and the Emerson effect].

Non-thermal effects of 2.45 GHz microwaves on spindle assembly, mitotic cells and viability of Chinese hamster V-79 cells.

Microwave diathermy: the invisible healer.

[Biological effects of microwave radiation of low nonthermal intensity (regarding the maximal admissible values)].

[Effect of electromagnetic radiation of radio frequency (340 and 800 MHz) on liposomes from dimyristoyl lecithin].

[A comparative analysis of the biological action of microwaves and laser radiation].

[Studies on the microwave leakage of the interphone].

Effect of microwave radiation on the stability of frozen cefoxitin sodium solution in plastic bags.

[The role of TLR4 receptor in the stress response of lymphocytes].

Febrile convulsions induced by microwaves and the alteration in behavior of albino mouse OF1.

[Immunobiological effect of bitemporal exposure of rabbits to microwaves].

Thermal effects of 2450 MHz microwave exposure near a titanium alloy plate implanted in rabbit limbs.

[The role of protein kinase SAPK/JNK in cell responses to low-intensity nonionizing radiation].

[Activity of cytochromes P-450p and P-450h in liver microsomes and blood corticosteroid levels in experimental animals under the action of physical factors].

The effect of high intensity microwave exposure on enucleation of murine erythroid cells in vitro.

Microwave-evoked brainstem potentials in cats.

Tight junctional changes upon microwave and x-ray irradiation.

The analysis of animal bioelectric brain activity influenced by microwaves or by the introduction of strychnine.

[The characteristics of the effect of centimeter-range microwaves on drug pharmacokinetics in the body of experimental animals].

[Effect of centimeter microwaves and the combined magnetic field on the tumor necrosis factor production in cells of mice with experimental tumors].

[Enzymatic activity of some tissues and blood serum from animals and humans exposed to microwaves and hypothesis on the possible role of free radical processes in the nonlinear effects and modification of emotional behavior of animals].

Non-thermal effects in the microwave induced unfolding of proteins observed by chaperone binding.

[Study of bioeffects of ship-borne microwave navigation radar in chronic experiments].

[Combined effect of microwaves and gamma-rays on the imprinting of chickens, irradiated in early embryogenesis].

Effects of nonionizing radiation on birds.

[The effect of electromagnetic radiation on the membranes of the sarcoplasmic reticulum].

[The combined action of microwave irradiation and hypoxia on the biogenic amine content of the blood in guinea pigs in anaphylactic shock].

Possible humoral mechanism of 2450-MHz microwave-induced increase in complement receptor positive cells.

[Synaptic transmission in the frog spinal cord exposed to intensive microwave radiation].

Microwave-enhanced folding and denaturation of globular proteins.

[Hematologic changes in workers exposed to radio wave radiation].

[The reaction of glia in visual centers during the whole body effect of combined microwaves and x-rays].

Elimination of microwave effects on the vitality of nerves after blockage of active transport.

Low frequency amplitude modulated microwave fields change calcium efflux rates from synaptosomes.

Study of effects of low level microwave field by method of face masking.

Association of microwaves and ionizing radiation: potentiation of teratogenic effects in the rat.

[The use of microwave for immunohistochemical technology in forensic pathology].

[The effect of microwaves on the bioelectric brain activity].

MoS<sub>2</sub> nanosheets encapsulated in sodium alginate microcapsules as microwave embolization agents for large orthotopic transplantation tumor therapy.

Microwave drying of microorganisms: I. Influence of the microwave energy and of the sample thickness on the drying of yeast.

Effect of non-ionising radiation on body weight and growth of the gastro-intestinal tract in broilers.

[The role of the thyroid hormones in regulating chromosomal resistance to microwave exposure].

[Analysis of ECG on the staffs exposed to microwave in the radio calling signal station].

Cochlear microphonics generated by microwave pulses.

Holographic assessment of a hypothesized microwave hearing mechanism.

Enhancement of allergic skin wheal responses by microwave radiation from mobile phones in patients with atopic eczema/dermatitis syndrome.

Microwave antigen retrieval blocks endogenous peroxidase activity in immunohistochemistry.

[Increase in the immunogenicity of cancer cells exposed to microwaves].

Aspirin (acetylsalicylic acid) effects on behavioral thermoregulation with microwave radiation.

[The effect of microwaves on lipid peroxidation and on lipid and mineral metabolism in warm-blooded animals (experimental research)].

Effects of microwave radiation on house dust mites, *Dermatophagoides pteronyssinus* and *Dermatophagoides farinae* (Astigmata: Pyroglyphidae).

The effect of non ionising electromagnetic radiation on RAAF personnel during World War II.

[Action of millimeter-range electromagnetic radiation on the Ca pump of sarcoplasmic reticulum].

After-effect induced by microwave radiation in human electroencephalographic signal: a feasibility study.

Superconductivity--a possible mechanism for non-thermal biological effects of microwaves.

Microwaving for double indirect immunofluorescence with primary antibodies from the same species and for staining of mouse tissues with mouse monoclonal antibodies.

[Accelerated decalcification using microwaves].

Influence of chopper and mixer speeds and microwave power level during the high-shear granulation process on the final granule characteristics.

[Effects of prolonged low-intensity radiofrequency radiation in cm-range on the development of subcutaneously grafted Ehrlich's adenocarcinoma].

The effects of irradiation intensity on the microwave-enhanced advanced oxidation process.

The role of coherence time in the effect of microwaves on ornithine decarboxylase activity.

[Effect of microwaves over *Staphylococcus aureus* and *Salmonella* spp. inoculated into frozen minced meat].

Microwave decalcification of human temporal bones.

An EM radiation safety controller.

Electrosmog and autoimmune disease.

Capability of Thai Mission grass (*Pennisetum polystachyon*) as a new weedy lignocellulosic feedstock for production of monomeric sugar.

A novel autonomic activation measurement method for stress monitoring: non-contact measurement of heart rate variability using a compact microwave radar.

Late heat damage in normal swine rectum: a comparison of thermosensitivity of rectum and oesophagus.

[Effect of UHF and ionizing radiation on the Na-K-ATPase activity of Ehrlich ascitic carcinoma cells].

Acute multiple mononeuropathy after accidental exposure to oven microwaves.

Microwave enhanced ion exchange of cationic and anionic clays.

[New mechanisms of biological effects of electromagnetic fields].



Non-contact determination of parasympathetic activation induced by a full stomach using microwave radar.

Immunohistochemistry and microwave decalcification of human temporal bones.

Monitoring of lung edema by microwave reflectometry during lung ischemia-reperfusion injury in vivo.

Joint effects of microwave and chromium trioxide on root tip cells of *Vicia faba*.

An alternative approach to the treatment of mammary duct fistulas: a combination of microwave and ultrasound.

[Body's reaction to weakened geomagnetic field (the effect of magnetic deprivation)].

Influence of radar radiation on breeding biology of tits (*Parus sp.*).

[Effect of short-term exposure to ash from electric power plants on histochemical reactions of succinate dehydrogenase and lactate dehydrogenase in the lungs of experimental animals].

--Leaf Cluster 3 (39)

Theme - Adverse impact of wireless radiation on eye lens

Titles

[Effect of low-intensity microwave radiation on proliferation of cultured epithelial cells of rabbit lens].

Localized effects of microwave radiation on the intact eye lens in culture conditions.

[Effects of different dose microwave radiation on protein components of cultured rabbit lens].

Non-thermal electromagnetic radiation damage to lens epithelium.

Non-thermal cellular effects of lowpower microwave radiation on the lens and lens epithelial cells.

[A quantitative study on early changes in rabbit lens capsule epithelium induced by low power density microwave radiation].

[Ultrastructural change of rabbit lens epithelial cells induced by low power level microwave radiation].

Cataracts induced by microwave and ionizing radiation.

Ultrastructural changes in the rabbit lens induced by microwave radiation.

Low power density microwave radiation induced early changes in rabbit lens epithelial cells.

Effects of microwave radiation on the eye: the occupational health perspective.

[Experimental studies on the influence of millimeter radiation on light transmission through the lens].

Glutathione concentration and peptidase activity in the lens after exposure to microwaves.

Low power microwave radiation inhibits the proliferation of rabbit lens epithelial cells by upregulating P27Kip1 expression.

Microwave lens effects in humans. II. Results of five-year survey.

Changes in gap junctional intercellular communication in rabbits lens epithelial cells induced by low power density microwave radiation.

Combined microwave energy and fixative agent for cataract induction in pig eyes.

[Evaluation of lens transparency in persons exposed to electromagnetic radiation of 27--30 MHz frequency].

[Low-intensity microwave blockes cell cycle and regulate cell cycle related gene expression in rabbit lens epithelial cells].

Thermal cataract formation in rabbits.

Effects of microwave radiation on the lens epithelium in the rabbit eye.

On the microwave exposure.

Observation of microwave-induced eye lens surface motion in vitro.

Data analysis reveals significant microwave-induced eye damage in humans.

Microwave irradiation and soft contact lens parameters.

Inducing cataract in postmortem pig eyes for cataract surgery training purposes.

Dosimetric study of microwave cataractogenesis.

Evaluation of possible microwave-induced lens changes in the United States Air Force.

[Acute ocular lesions after exposure to electromagnetic radiation of ultrahigh frequency (an experimental study)].

Microwave radiation-induced chromosomal aberrations in corneal epithelium of Chinese hamsters.

The ocular effects of microwaves on hypothermic rabbits: a study of microwave cataractogenic mechanisms.

Microwave cataract and litigation: a case study.

[Biologic effects and hygienic regulation of electromagnetic fields caused by mobile communication devices].

Comments on Frey's "Data analysis reveals significant microwave-induced eye damage in humans".

Microwave-induced retinal destruction with sparing of sclera and choriocapillaris.

[The effect of chronic irradiation with intermittent unmodulated microwaves on the functional status of the rabbit].

[Hazardous health effects of microwaves and radio waves].

Microwave cyclodestruction: evaluation on human eyes.

Effects of radiofrequency radiation on rabbit kidney: a morphological and immunological study.

--Leaf Cluster 35 (107)

Theme - Adverse impacts of microwave radiation on cells and cognitive functions

Titles

[A aquaporin 4 expression and effects in rat hippocampus after microwave radiation].

Impairment of long-term potentiation induction is essential for the disruption of spatial memory after microwave exposure.

[Changes of apoptosis, mitochondrion membrane potential and Ca<sup>2+</sup> of hypothalamic neurons induced by high power microwave].

Upregulation of HIF-1alpha via activation of ERK and PI3K pathway mediated protective response to microwave-induced mitochondrial injury in neuron-like cells.

[Microwave radiation induces injury to GC-2spd cells].

The relationship between NMDA receptors and microwave-induced learning and memory impairment: a long-term observation on Wistar rats.

Apoptosis induced by microwave radiation in pancreatic cancer JF305 cells.

[The cardiac injury effect of microwave radiation on rabbit and its mechanism].

[The injury effects of microwave exposure on visual performance and retinal ganglion cells (RGCs) in rats].

[Inhibitory effect of microwave radiation on proliferation of human pancreatic cancer JF305 cells and its mechanism].

Study on dose-dependent, frequency-dependent, and accumulative effects of 1.5 GHz and 2.856 GHz microwave on cognitive functions in Wistar rats.

Microwave induces apoptosis in A549 human lung carcinoma cell line.

Acute effects of pulsed microwaves and 3-nitropropionic acid on neuronal ultrastructure in the rat caudate-putamen.

[Influence of microwave radiation on synaptic structure and function of hippocampus in Wistar rats].

Microwave-induced Apoptosis and Cytotoxicity of NK Cells through ERK1/2 Signaling.

Identification of a Novel Rat NR2B Subunit Gene Promoter Region Variant and Its Association with Microwave-Induced Neuron Impairment.

Microwave exposure impairs synaptic plasticity in the rat hippocampus and PC12 cells through over-activation of the NMDA receptor signaling pathway.

iTRAQ quantitatively proteomic analysis of the hippocampus in a rat model of accumulative microwave-induced cognitive impairment.

The apoptotic effect and the plausible mechanism of microwave radiation on rat myocardial cells.

Neural cell apoptosis induced by microwave exposure through mitochondria-dependent caspase-3 pathway.

The effect of 2450 MHz microwave radiation on the ultrastructure of snail neurons.

Relationship between cognition function and hippocampus structure after long-term microwave exposure.

2.45 GHz Microwave Radiation Impairs Learning and Spatial Memory via Oxidative/Nitrosative Stress Induced p53-Dependent/Independent Hippocampal Apoptosis: Molecular Basis and Underlying Mechanism.

Real-time Microwave Exposure Induces Calcium Efflux in Primary Hippocampal Neurons and Primary Cardiomyocytes.

AduoLa Fuzhenglin down-regulates microwave-induced expression of beta1-adrenergic receptor and muscarinic type 2 acetylcholine receptor in myocardial cells of rats.

Alterations of cognitive function and 5-HT system in rats after long term microwave exposure.

Extracellular calcium and microwave enhancement of membrane conductance in snail neurons.

[Effect of handportable mobiletelephone microwave radiation on rat central neuron apoptosis].

[Effect of electromagnetic radiation in a decimeter wave-length range on the calcium current of molluscan neurons].

[Effects of microwave radiation on thymocytes in mice at different power densities].

Long term impairment of cognitive functions and alterations of NMDAR subunits after continuous microwave exposure.

Reduction of phosphorylated synapsin I (ser-553) leads to spatial memory impairment by attenuating GABA release after microwave exposure in Wistar rats.

Retinal damage experimentally induced by microwave radiation at 55 mW/cm<sup>2</sup>.

[Microwave radiation decreases the expressions of occludin and JAM-1 in rats].

[Changes of the expression of beta1-adrenergic receptor and M2-muscarinic acetylcholine receptor in rat hearts after high power microwave radiation].

[Effect of qindan fuzheng capsule on ultrastructure of microwave radiation injured cardiomyocytes and hepatocytes in rats].

From the Cover: 2.45-GHz Microwave Radiation Impairs Hippocampal Learning and Spatial Memory: Involvement of Local Stress Mechanism-Induced Suppression of iGluR/ERK/CREB Signaling.

[Influence of microwave radiation on synapsin I expression in PC12 cells and its mechanism].

[Effect of vitamin E on morphological variation of retinal ganglion cells after microwave radiation].

[Effect of microwave radiation on primary cultured Sertoli cells].

Chronic exposure to GSM 1800-MHz microwaves reduces excitatory synaptic activity in cultured hippocampal neurons.

Microwave radiation leading to shrinkage of dendritic spines in hippocampal neurons mediated by SNK-SPAR pathway.

Activation of VEGF/Flk-1-ERK Pathway Induced Blood-Brain Barrier Injury After Microwave Exposure.

The study of retinal ganglion cell apoptosis induced by different intensities of microwave irradiation.

The effects of high-power microwaves on the ultrastructure of *Bacillus subtilis*.

The effect of microwave radiation on passive membrane properties of snail neurons.

[Effect of 900MHz electromagnetic fields on energy metabolism of cerebral cortical neurons in postnatal rat].

Effects of GSM 1800 MHz on dendritic development of cultured hippocampal neurons.

Low intensity microwave radiation effects on the ultrastructure of Chang liver cells.

[Effect of 900Mhz electromagnetic fields on energy metabolism in postnatal rat cerebral cortical neurons].

Real-time Assessment of Cytosolic, Mitochondrial, and Nuclear Calcium Levels Change in Rat Pheochromocytoma Cells during Pulsed Microwave Exposure Using a Genetically Encoded Calcium Indicator.

Protective Role of NMDAR for Microwave-Induced Synaptic Plasticity Injuries in Primary Hippocampal Neurons.

Abnormality of synaptic vesicular associated proteins in cerebral cortex and hippocampus after microwave exposure.

RKIP Regulates Neural Cell Apoptosis Induced by Exposure to Microwave Radiation Partly Through the MEK/ERK/CREB Pathway.

[The protective effects of Aduola Fuzhenglin on the heart injury induced by microwave exposure in rats].

Differentiation of murine erythroleukemic cells during exposure to microwave radiation.

Cytokines produced by microwave-radiated Sertoli cells interfere with spermatogenesis in rat testis.

[Effect of 900 MHz electromagnetic fields on the expression of GABA receptor of cerebral cortical neurons in postnatal rats].

[Effects of high power microwave exposure on cholinergic neurotrophic factors protein in rabbit retina].

[Neuroeffects of prolonged exposure to microwaves: systemic, neuronal and electron microscope study].

Microwave enhancement of membrane conductance: calmodulin hypothesis.

[Influence of electromagnetic radiation on raf kinase inhibitor protein and its related proteins of hippocampus].

2.45 GHz microwave radiation induced oxidative and nitrosative stress mediated testicular apoptosis: Involvement of a p53 dependent bax-caspase-3 mediated pathway.

Microwave effects on input resistance and action potential firing of snail neurons.

MicroRNAs: Novel Mechanism Involved in the Pathogenesis of Microwave Exposure on Rats' Hippocampus.

The Screening of Genes Sensitive to Long-Term, Low-Level Microwave Exposure and Bioinformatic Analysis of Potential Correlations to Learning and Memory.

[Pathological study of testicular injury induced by high power microwave radiation in rats].

Noise-modulated-microwave-induced response in snail neurons.

[Early ultrastructural reactions in various parts of the visual analyzer in guinea pigs after thermogenic microwave irradiation].

[Changes of rat testicular germ cell apoptosis after high power microwave radiation].

The transmission of reflexes in the spinal cord of cats during direct irradiation with microwaves.

[Lipid peroxide damage in retinal ganglion cells induced by microwave].

Calreticulin attenuated microwave radiation-induced human microvascular endothelial cell injury through promoting actin acetylation and polymerization.

[Reaction of the ultrastructure of the rat spinal ganglion to exposure to a pulsed electromagnetic field].

Specific electromagnetic effects of microwave radiation on *Escherichia coli*.

Microwave enhancement of membrane conductance: effects of EDTA, caffeine and tetracaine.

[Effect of Qidan Granule on PMC Derived Peptide Content and Structure of Hippocampal CA1 Region in Microwave Radiated Rats].

[The microarray study on the stress gene transcription profile in human retina pigment epithelial cells exposed to microwave radiation].

[The electroporation effects of high power pulse microwave and electromagnetic pulse irradiation on the membranes of cardiomyocyte cells and the mechanism therein involved].

Non-thermal effects of continuous 2.45 GHz microwaves on Fas-induced apoptosis in human Jurkat T-cell line.

[Zinc protective effects on pig retinal pigment epithelial cell damage of lipid peroxide induced by 2450 MHz microwave].

Pathological changes in the sinoatrial node tissues of rats caused by pulsed microwave exposure.

[High power microwave radiation damages blood-testis barrier in rats].

[Experimental analysis of biological effects of microwaves: their systemic, ultrastructural and neuronal mechanisms].

[Relationship between activation of microglia and Jaks phosphorylation induced by microwave irradiation].

Ultrastructural changes following treatment with a microwave pulse in the oocyst of *Eimeria magna* Perard, 1925.

The functional state of thymus cells following microwave exposure of endocrine glands.

Non-thermal effects of electromagnetic fields at mobile phone frequency on the refolding of an intracellular protein: myoglobin.

[Effect of microwaves on the expression by thymocytes of various surface membrane markers].

[Dynamics of morphological changes in the spinal cord following exposure to non-ionizing microwave radiation].

Immunoreactivity of normal rabbit serum with epinephrine (E) cells of the rat adrenal medulla after microwave antigen retrieval.

[Changes in response of neurons in visual area of cerebral cortex of rabbits to flashes of light under the influence of low-intensity physical factors of non-ionizing nature].

Ultrastructural studies of alterations induced by microwaves in *Toxocara canis* eggs: prophylactic interest.

Morphological changes in the liver after microwave destruction.

Studies of childhood brain tumors using immunohistochemistry and microwave technology: methodological considerations.

Cell attachment and viability on micro-arc-oxidation (MAO) microwave/hydrothermal treated titanium surface.

The role of the NF-kappaB, SAPK/JNK, and TLR4 signalling pathways in the responses of RAW 264.7 cells to extremely low-intensity microwaves.

Calreticulin stabilizes F-actin by acetylating actin and protects microvascular endothelial cells against microwave radiation.

Dual effects of microwaves on single Ca(2+)-activated K<sup>+</sup> channels in cultured kidney cells Vero.

Microwave antigen retrieval of beta-amyloid precursor protein immunoreactivity.

Nerve agent exposure elicits site-specific changes in protein phosphorylation in mouse brain.

Cyclic AMP-dependent signaling system is a primary metabolic target for non-thermal effect of microwaves on heart muscle hydration.

[Microwaves and the visual analyzer].

Evaluation of immunohistochemical staining of human duodenal endocrine cells after microwave antigen retrieval.

[Quantitative histologic changes of the glioneuronal complex in the central and intermediate parts of the visual analyzer exposed to microwaves of thermogenic intensity].

Study of interlaboratory reliability and reproducibility of estrogen and progesterone receptor assays in Europe. Documentation of poor reliability and identification of insufficient microwave antigen retrieval time as a major contributory element of unreliable assays.

Structural changes in abdominal aorta and vena cava inferior after experimental microwave destruction.

--Leaf Cluster 39 (211)

Theme - Adverse effects from microwave radiation

Titles



[Effect of quinacrine on inflammatory reaction of blood system induced by microwave irradiation].

Cumulative effect in microwave irradiation.

[Protective effects of Genistein on human renal tubular epithelial cells damage of microwave radiation].

[Effects of occupational microwave irradiation on heat shock protein 70 expressions in rat hippocampus].

Effects of radiation on frozen lactate dehydrogenase.

Effect of microwave energy on the metabolism of Enterobacteriaceae.

[Analysis of pulsed bioelectric activity of rabbit cerebral cortex in response to low-intensity microwave radiation].

[Pro- and antioxidant effect of electromagnetic fields of extremely high frequency (460 MHz) on brain tissues in experiment].

[Pulse flows of neuronal populations of the cerebral cortex exposed to low intensity microwaves].

[Recovery responses in the bodies of rats following irradiation with microwaves (2400 MHz)].

Microwave irradiation induces neurite outgrowth in PC12m3 cells via the p38 mitogen-activated protein kinase pathway.

Application of high-powered microwave irradiation for acetylcholine analysis in mouse brain.

Effect of microwave irradiation on brain tissue structure and catecholamine distribution.

[Effect of microwave irradiation on neurocyte mitochondrial ultrastructure and mtTFA mRNA expression in rats cerebral cortex and hippocampus].

[Development of the Chlamydomonas actinochloris culture after microwave irradiation].

Reduced weight in mice offspring after in utero exposure to 2450-MHz (CW) microwaves.

[Changes in body weight of rats during irradiation with microwaves of nonthermal intensity].

[Dependence of changes in summary bioelectric activity of the brain on low-intensity microwave irradiation from density of flow energy].

Microwave facilitation of domperidone antagonism of apomorphine-induced stereotypic climbing in mice.

[Experimental data on reaction of neurons of the brain to low-intensity package-pulsing microwave irradiation].

Growth and development of mice offspring after irradiation in utero with 2,450-MHz microwaves.

[Traumatic ulcer following microwave irradiation and local anesthesia].

Behavioral evaluation of microwave irradiation.

[Survival and physical development of progeny of Swiss mice after 2450 Mhz microwave irradiation during pregnancy].

[Effects of injuring and restoring the body of mice with microwave (2400 MHz) irradiation].

Effect of microwave irradiation on monoamine metabolism in dissected rat brain.

Effects of microwave irradiation on rat hepatic tissue evaluated by enzyme histochemistry for acid phosphatase.

The effects of microwave radiation from mobile telephones on humans and animals.

Increase of brain ammonia after microwave irradiation and its mechanism.

[Behavioral effects of the combined chronic action of 9375 and 1765 MHz microwaves].

[Effect of the agents of general anesthesia on mice after microwave irradiation].

[Effects of microwave irradiation and electrostatic field on the survival, growth and reproduction of *Moina mongolica* Daday].

Incidence of low-level microwave irradiation on intestinal myoelectrical activity in the rat.

Multinucleated giant cell appearance after whole body microwave irradiation of rats.

[The pathogenesis of central nervous system functional disorders after exposure to microwave radiation].

Comparison of native and microwave irradiated DNA.

Effect of high-power density microwave irradiation on the soluble proteins of the rabbit lens.

Microwave radiation (2450-MHz) potentiates the lethal effect of endotoxin in mice.

Pulse activity of populations of cortical neurons under microwave exposures of different intensity.

Changes in the blood count of growing rats irradiated with a microwave pulse field.

[Effect of continuous low-intensity microwave irradiation on the behavior of albino rats].

Microwave irradiation and cross-linking of collagen.

[Combined effect of microwave and ionizing radiation].

Reproduction of Japanese quail after microwave irradiation (2.45 GHz CW) during embryogeny.

Psychoactive-drug response is affected by acute low-level microwave irradiation.

Microwaves and cellular immunity. I. Effect of whole body microwave irradiation on tumor necrosis factor production in mouse cells.

Radio and microwave radiation and experimental atherosclerosis.

Biosynthesis of acetylcholine in different brain regions in vivo following alternative methods of sacrifice by microwave irradiation.

Microwaves and cellular immunity. II. Immunostimulating effects of microwaves and naturally occurring antioxidant nutrients.

Effects of microwave irradiation on blood flow in the dog hindlimb.

Tissue structure of rat brain after microwave irradiation using maximum magnetic field component.

[Experimental study of the effects of acute uneven microwave irradiation].

Microwave accelerated transglycosylation of rutin by cyclodextrin glucanotransferase from *Bacillus* sp. SK13.002.

The effect of 2.45 GHz microwave irradiation on human peripheral lymphocytes.

[Motor activity of rabbits in conditions of chronic low-intensity pulse microwave irradiation].

Autoradiographic analysis of protein synthesis and measurements of nuclear volume in WISH cell cultures irradiated with 3 GHz electromagnetic radiation.

Leukocyte numbers during the humoral and cell-mediated immune response of Japanese quail after microwave irradiation in ovo.

The respiratory response to microwaves.

Aversion/attraction of blue jays to microwave irradiation.

Low-level microwave irradiation attenuates naloxone-induced withdrawal syndrome in morphine-dependent rats.

Response of *Aspergillus nidulans* and *Physarum polycephalum* to microwave irradiation.

[Combined action of gamma and UHF radiation on conditioned reflex behavior of rats].

Ethanol-induced hypothermia and ethanol consumption in the rat are affected by low-level microwave irradiation.

Inhibitory action of microwave radiation on gamma-glutamyl transpeptidase activity in liver of rats treated with hydrocortisone.

Effect of low-level microwave irradiation on the duodenal electrical activity of the unanesthetized rat.

Behavioral sensitivity to microwave irradiation.

In vitro microwave effects on human neutrophil precursor cells (CFU-C).

The effect of microwave irradiation on vasopressin in plasma and hypothalamo-neurohypophyseal system.

Karyometric observations of WISH cell cultures irradiated with 3 GHz microwaves.

[Effects of injuring and restoring the body of rats with microwave (2400 MHz) irradiation].

[Spontaneous electrical activity of the rat cerebral cortex during microwave irradiation].

[The immune and hormonal effects of the local action of microwaves of different intensities].

[Effects of microwave irradiation on ATPase activity and voltage dependent ion channel of rat hippocampus cell membrane].

Assessment of immune function development in mice irradiated in utero with 2450-MHz microwaves.

[Response of neurons of the sensomotor region of the cerebral cortex to low-intensity pulsed ultra-high frequency irradiation].

Effects of modulated microwave and X-ray irradiation on the activity and distribution of Ca(2+)-ATPase in small intestine epithelial cells.

[Cross-correlation analysis of the interconnection in neuronal pulses in living sections of the neocortex under the effect of microwave irradiation].

[Total bioelectric activity of various structures of the brain in low-intensity microwave irradiation].

Effects of microwave irradiation on some membrane-related processes in bacteria.

Effects of modulated and continuous microwave irradiation on the morphology and cell surface negative charge of 3T3 fibroblasts.

Microwave facilitation of methylatropine antagonism of central cholinomimetic drug effects.

[Effects of microwave acute irradiation on biomechanic properties of rabbit tissues].

Search for millimeter microwave effects on enzyme or protein functions.

[The effect of microwave irradiation on the status of the thyroid gland].

Study of the use of the microwave magnetic field for the rapid inactivation of brain enzymes.

Serum enzymes in hemorrhaged Japanese quail after microwave irradiation during embryogeny.

[Effect of acute exposure to microwave from mobile phone on DNA damage and repair of cultured human lens epithelial cells in vitro].

[An effect of delayed behavioral activation during a single exposure to microwaves].

[The status of the higher nervous activity in animals exposed to microwaves in conditions simulating the intermittent work of radiolocators].

[Effect of microwave irradiation on expression of heat shock proteins family in primary cultured rat hippocampal neurons].

Cytogenetic consequences of microwave irradiation on mammalian cells incubated in vitro.

[Pulse flows of populations of cortical neurons under microwave radiation: the number of burst activity].

Photic cuing of escape by rats from an intense microwave field.

Effect of microwaves on the activity of murine macrophages in vitro.

Determination of a thermal equivalent of millimeter microwaves in living cells.

Ascorbic acid changes in cultured rabbit lenses after microwave irradiation.

The response of the 22A strain of scrapie agent to microwave irradiation compared with boiling.

[Tactical behavior of rats when choosing among negative stimuli: pain or exposure to an electromagnetic field].

[Pulse flows of populations of cortical neurons under low-intensity pulsed microwave: interspike intervals].

[Pulse flows of cortical neuron populations exposed to microwaves: interspike intervals].

[Changes in the activity and conditioned-reflex behavior of white rats during and after chronic microwave irradiation].

Analysis of the effects of microwave energy on enzymatic activity of lactate dehydrogenase (LDH).

Changes of amino acid gradients in brain tissues induced by microwave irradiation and other means.

Plasma and red cell volumes of microwave irradiated mice tissues.

A comparison between microwave irradiation and decapitation: basal levels of dynorphin and enkephalin and the effect of chronic morphine treatment on dynorphin peptides.

Microwaves (2,450 MHz) suppress murine natural killer cell activity.

[Effect of impulse-intermittent ultrahigh frequency irradiation on synthesis of nucleic acids in tumor cells].

The effect of microwave irradiation on the vitality of various dermatophytes.

Focused microwave irradiation of the brain preserves in vivo protein phosphorylation: comparison with other methods of sacrifice and analysis of multiple phosphoproteins.

Brain regional levels of adenosine and adenosine nucleotides in rats killed by high-energy focused microwave irradiation.

The effect of 2450 MHz microwave radiation on histamine secretion by rat peritoneal mast cells.

Microwave-induced hearing: some preliminary theoretical observations.

[Effect of microwave radiation on regional blood flow and tissue oxygenation in the brain].

The effect of electromagnetic radiation on the hematopoietic stem cells of mice.

Reversible irritative effect of acute 2.45GHz microwave exposure on rabbit eyes--a preliminary evaluation.

Acute microwave irradiation and cataract formation in rabbits and monkeys.

Chronic non-thermal exposure of modulated 2450 MHz microwave radiation alters thyroid hormones and behavior of male rats.

Microwave-mediated enzymatic modifications of DNA.

Excellent acceleration of the Diels-Alder reaction by microwave irradiation for the synthesis of new fluorine-substituted ligands of NMDA receptor.

[Effect of 2450 MHz microwaves on the fertility of Swiss female mice].

[Myelokaryocyte mitotic activity during microwave irradiation (2375 MHz)].

Anesthesia as an effective agent against the production of congenital anomalies in mouse fetuses exposed to electromagnetic radiation.

[Stimulation of production of tumor necrosis factor by murine macrophages when exposed in vivo and in vitro to weak electromagnetic waves in the centimeter range].

[Evaluation of changes in electrophysiological and hormonal parameters in rabbits resulting from short-term low-intensity ultra-high-frequency irradiation].

[The effect of millimeter-range electromagnetic and of ionizing radiation on the body and thymocytes of mice and rats].

Effect of microwave irradiation on the blow fly *Chrysomya megacephala* (F.) (Diptera: Calliphoridae).

Leukocyte numbers in hemorrhaged Japanese quail after microwave irradiation in ovo.

The effect of repeated microwave irradiation on the frequency of sex-linked recessive lethal mutations in *Drosophila melanogaster*.

[The epididymal adipose tissue of mice after nanosecond pulse-periodic microwave irradiation].

A method for dissection of discrete regions of rat brain following microwave irradiation.

Effect of microwave irradiation (2450 MHz) on murine cytotoxic lymphocyte and natural killer (NK) cells.

Dynamics of Metabolic Parameters in Rats during Repeated Exposure to Modulated Low-Intensity UHF Radiation.

[The effect of superhigh-frequency electromagnetic radiation on the course of Helicobacter pylori-associated peptic ulcer].

Effect of microwave electromagnetic field on skeletal muscle fibre activity.

[Effects of microwaves on the cellular immune response of Swiss mice].

[The effect of ultrahigh-frequency electromagnetic radiation on learning and memory processes].

Does microwave irradiation have other than thermal effects on glutaraldehyde crosslinking of collagen?

The tissue content of cyclic AMP in rats after microwave irradiation in vivo.

[Effects of microwave irradiation on NMDA receptor subunits mRNA expressions in rat hippocampus].

Plasma corticosterone in hemorrhaged Japanese quail after microwave irradiation in ovo.

[Electron microscopic analysis of the effect of modulated microwave radiation on isolated rat olfactory mucosa].

Animal study on electromagnetic field biological potency.

[The effect of low-intensity prolonged impulse electromagnetic irradiation in the UHF range on the testes and the appendages of the testis in rats].

Germ cell degeneration in normal and microwave-irradiated rats: potential sperm production rates at different developmental steps in spermatogenesis.

[Experimental research on the biological action of the pulse-modulated microwave radiation created by shipboard radar stations].

Cell-density dependent effects of low-dose ionizing radiation on E. coli cells.

[Effects of electromagnetic irradiation on glucocorticoid in serum and its receptor expression in rat hippocampus].

[The effect of microwave irradiation on the peroxide modification of low density lipoproteins in human blood serum].

[Stimulation of murine natural killer cells by weak electromagnetic waves in the centimeter range].

Use of 300-msec microwave irradiation for enzyme inactivation: a study of effects of sodium pentobarbital on acetylcholine concentration in mouse brain regions.

[Studies on the screening high yield acid protease producing strain L336 by combining microwave irradiation with chemical inducing].

[Effect of super-high electromagnetic radiation and hormones on the osmotic resistance of mouse erythrocytes].

Effects of 2.45 GHz microwave exposures on the peroxidation status in Wistar rats.

[Effect of electromagnetic waves in the centimeter range on the production of tumor necrosis factor and interleukin-3 in immunized mice].

Radiation-induced lung toxicity in mice irradiated in a strong magnetic field.

Nonthermal effect of microwave irradiation in nonaqueous enzymatic esterification.

[Role of the thyroid gland in developing the genetic effects of microwaves of nonthermal intensity].

Regional levels of cyclic AMP in rat brain: pitfalls of microwave inactivation.

[Effect of electromagnetic radiation on discharge activity of neurons in the hippocampus CA1 in rats].

Effects of repeated microwave irradiations to the albino rabbit eye.

Inactivation of kallikrein and kininases and stabilization of whole rat brain kinin levels following focused microwave irradiation.

Fragmentation of genomic DNA using microwave irradiation.

[Modifying effect of low-intensive electromagnetic radiation on the irradiated cells].

Intraoperative peritoneal washing cytology with the rapid immunoperoxidase method using microwave irradiation.

[Effect of SHF-radiation on spontaneous impulse activity of cerebral cortex slices in vitro].

[The effect of millimeter-band radiation of nonthermal intensity on sensitivity of Staphylococcus to various antibiotics].

[Infrared spectra of erythrocyte shadows in the region of the amide I and amide II bands following microwave irradiation].

[The immunological mechanism of the modulation of IgE antibody formation during microwave irradiation of the thymus].

Microwave irradiation influences on the state of human cell nuclei.

Acetylcholine: oscillation of levels in mouse brain following electroshock.



[The inhibiting action of superhigh-frequency millimeter waves on adenovirus (author's transl)].

Slow potentials and spike unit activity of the cerebral cortex of rabbits exposed to microwaves.

[The immunostimulating properties of erythrocytes subjected to the action of ultraviolet irradiation and electromagnetic radiation during vibration exposure].

GSM 900 MHz microwave radiation affects embryo development of Japanese quails.

[Immunomodulating effect of electromagnetic waves on production of tumor necrosis factor in mice with various rates of neoplasm growth].

[Clinical significance of tonsillar provocation test in diagnosis of tonsillar focal infection--by indirect irradiation of ultra-micro waves].

[The immunomodulating action of microwaves in the induction of an immune response to Vi antigen].

[A comparison of conditioned avoidance reflex in rabbits formed under the influence of permanent magnetic fields, ultra-high-frequency irradiation, light and sound].

Physiological measurements during radio-frequency irradiation.

Microwave-induced formation of oligomeric amyloid aggregates.

[Biological oxidation in cells exposed to microwaves in the millimeter range].

Brain amino acid concentrations in rats killed by decapitation and microwave irradiation.

[The effect of electromagnetic waves of very high frequency of molecular spectra of radiation and absorption of nitric oxide on the functional activity of platelets].

Exposure to low-intensive superhigh frequency electromagnetic field as a factor of carcinogenesis in experimental animals.

[Effects of centimeter waves on the immune system of mice in endotoxic shock].

Effect of continuous irradiation with terahertz electromagnetic waves of the NO frequency range on behavioral reactions of male albino rats under stress conditions.

[The effect of electromagnetic radiation with extremely high frequency and low intensity on cytotoxic activity of human natural killer cells].

Exocytosis sensitivity to growth hormone-releasing hormone in subsets of GH cells in rats under different corticosterone conditions. Ultrastructural study using microwave irradiation for fixation and immunocytochemistry.

[Effect of extremely high frequency electromagnetic radiation of low intensity on parameters of humoral immunity in healthy mice].

[The electrical activity of symmetrical areas of the rat cerebral cortex during the use of a low-intensity UHF field].

[Effect of local SHF-irradiation of the rat foot on impulse activity in the tibial nerve].

[Effect of radiofrequency of electromagnetic radiation on yeast sensitivity to fungicide antibiotics].

Effects of acute and chronic ethanol administration on thromboxane and prostacyclin levels and release in rat brain cortex.

[Effect of microwave on the dentin of root canal wall].

[Constant direct action of the magnetic field on the brain fabric].

[Functional activity and metabolism of blood neutrophils exposed to low-intensity microwaves].

[Effect of weak electromagnetic radiation on regeneration of the pharynx in *Dugesia tigrina planaria*].

[Effects of hypogeomagnetic fields on the structural-functional activity of rat cerebral cortex].

[Effect of microwaves of nonthermal intensity on the number of aberrant hepatocytes in rats].

[Stimulation of the defenses of trypanosomic mice by a combination of magnetic field and electromagnetic wave radiation].

Visual abnormalities associated with high-energy microwave exposure.

[Changes in the proteinase-inhibitor system of rats with hyperlipoproteinemia during transcerebral exposures to a 100-Hz-frequency pulse current and to an ultrahigh-frequency field].

Hypothalamic cholinergic and noradrenergic neurons in hyperglycemia induced by 2-deoxyglucose.

[A mathematical modelling study of the respiratory system during exposure to a low-intensity UHF field].

[Heterogeneity of neurocytes of different brain regions to repeated superhigh-frequency irradiation].

Effects of electro-acupuncture and physical exercise on regional concentrations of neuropeptides in rat brain.

Continuous microwave enhances the healing process of septic and aseptic wounds in rabbits.

[Effect of weak electromagnetic radiation on larva development and metamorphosis of grain beetle *Tenebrio molitor*].

[Effects of low-intensity EHF-radiation on peripheral sections of the nervous system].

[The influence of electromagnetic field on active avoidance reaction, biogenic amines and amino acids in brain of rats in spite of background of food-stuff addition serotonin].

Visualization of in vivo metabolic flows reveals accelerated utilization of glucose and lactate in penumbra of ischemic heart.

--Leaf Cluster 29 (94)

Theme - Adverse effects of microwave radiation, especially pulsed microwave

Titles

Physiological effects of 2.8 GHz radio-frequency radiation: a comparison of pulsed and continuous-wave radiation.

Abnormal cardiovascular responses induced by localized high power microwave exposure.

Thermoregulatory responses of rats exposed to 9.3-GHz radiofrequency radiation.

Microwave alteration of the blood-brain barrier system of rats.

Blood-brain barrier permeation in the rat during exposure to low-power 1.7-GHz microwave radiation.

Low-level microwave irradiations affect central cholinergic activity in the rat.

Cerebrovascular permeability to  $^{86}\text{Rb}$  in the rat after exposure to pulsed microwaves.

Effects of pulsed microwave radiation on the contractile rate of isolated frog hearts.

High-peak-power microwave pulses: effects on heart rate and blood pressure in unanesthetized rats.

Microwave-induced lethal heat stress: effects of phentolamine, prazosin and metoprolol.

Low-level microwave irradiation and central cholinergic activity: a dose-response study.

Cardiorespiratory changes during microwave-induced lethal heat stress and beta-adrenergic blockade.

Tolazoline decreases survival time during microwave-induced lethal heat stress in anesthetized rats.

Studies on blood-brain barrier permeability after microwave-radiation.

Low-level microwave irradiation and central cholinergic systems.

Heart rate changes due to 5.6-GHz radiofrequency radiation: relation to average power density.

Effects of 2.8-GHz microwaves on restrained and ketamine-anesthetized rats.

Effect of 2450 MHz microwave energy on the blood-brain barrier to hydrophilic molecules. C. Effect on the permeability to  $[^{14}\text{C}]$ sucrose.

Increased sensitivity of the non-human primate eye to microwave radiation following ophthalmic drug pretreatment.

Circulating antibody response of mice exposed to 9-GHz pulsed microwave radiation.

Immediate post-exposure effects of high-peak-power microwave pulses on operant behavior of Wistar rats.

Permeability of the blood-brain barrier to mannitol in the rat following 2450 MHz microwave irradiation.

Effects of esmolol on 35 GHz microwave-induced lethal heat stress.

Studies on microwave and blood-brain barrier interaction.

Effects of 2.45-GHz microwaves on primate corneal endothelium.

Corticotropin-releasing factor antagonist blocks microwave-induced decreases in high-affinity choline uptake in the rat brain.

Cardiovascular and thermal effects of microwave irradiation at 1 and/or 10 GHz in anesthetized rats.

Effect of 2450 MHz microwave energy on the blood-brain barrier to hydrophilic molecules. B. Effect on the permeability to HRP.

Microwave influence on the isolated heart function: II. Combined effect of radiation and some drugs.

Acute low-level microwave exposure and central cholinergic activity: studies on irradiation parameters.

Microwave irradiation of rats at 2.45 GHz activates pinocytotic-like uptake of tracer by capillary endothelial cells of cerebral cortex.

Microwave influence on the isolated heart function: I. Effect of modulation.

Permeability of the blood-brain barrier induced by 915 MHz electromagnetic radiation, continuous wave and modulated at 8, 16, 50, and 200 Hz.

Rhesus monkey behavior during exposure to high-peak-power 5.62-GHz microwave pulses.

The insensitivity of frog heart rate to pulse modulated microwave energy.

Effects of low-level microwave irradiation on hippocampal and frontal cortical choline uptake are classically conditionable.

[Comparative estimation of the effects of continuous and intermittent cyclical microwave radiation on the behavior of rats in the extraordinary situation].

In vitro studies of microwave-induced cataract: reciprocity between exposure duration and dose rate for pulsed microwaves.

Effect of 2450 MHz microwave energy on the blood-brain barrier to hydrophilic molecules. A. Effect on the permeability to sodium fluorescein.

Absorption of microwave radiation by the anesthetized rat: electromagnetic and thermal hotspots in body and tail.

Opioid receptor subtypes that mediate a microwave-induced decrease in central cholinergic activity in the rat.

Cardiovascular changes in unanesthetized and ketamine-anesthetized Sprague-Dawley rats exposed to 2.8-GHz radiofrequency radiation.

Auditory unit responses to single-pulse and twin-pulse microwave stimuli.

Naltrexone pretreatment blocks microwave-induced changes in central cholinergic receptors.

Microwave effects on isolated chick embryo hearts.

Comparative effects of extremely high power microwave pulses and a brief CW irradiation on pacemaker function in isolated frog heart slices.

Temporal bisection in rats: the effects of high-peak-power pulsed microwave irradiation.

[Effects of 2375 MHz pulse-modulated microwave radiation on ATPase activity of the rat muscle actomyosin].

Influence of microwaves on the beating rate of isolated rat hearts.

Microwave radiation and heart-beat rate of rabbits.

Effects of continuous-wave, pulsed, and sinusoidal-amplitude-modulated microwaves on brain energy metabolism.

In vitro studies of microwave-induced cataract. II. Comparison of damage observed for continuous wave and pulsed microwaves.

Antibody responses of mice exposed to low-power microwaves under combined, pulse-and-amplitude modulation.

[Proposed exposure levels of pulse-modulated electromagnetic fields].

Characteristics of microwave evoked body movements in mice.

The effect of pulsed microwaves on passive electrical properties and interspike intervals of snail neurons.

[Effect of low-intensity pulse-modulated microwave on human blood aspartate aminotransferase activity].

Effect of global system for mobile communication (GSM) microwave exposure on blood-brain barrier permeability in rat.

Slow and rapid responses to CW and pulsed microwave radiation by individual Aplysia pacemakers.

Effects of continuous and pulsed 2450-MHz radiation on spontaneous lymphoblastoid transformation of human lymphocytes in vitro.

Effects of high power microwave pulses on synaptic transmission and long term potentiation in hippocampus.

Bursting responses of Lymnea neurons to microwave radiation.

Influence of acute microwave radiation on cardiac function in normal and myocardial ischemic cats.

NF-kappaB DNA-binding activity after high peak power pulsed microwave (8.2 GHz) exposure of normal human monocytes.

Measurement of blood-brain barrier permeation in rats during exposure to 2450-MHz microwaves.

Single vs. repeated microwave exposure: effects on benzodiazepine receptors in the brain of the rat.

In vitro study of microwave effects on calcium efflux in rat brain tissue.

Thermoregulatory responses of rats exposed to 9.3-GHz microwaves: a comparison of E and H orientation.

Modification of acoustic startle by microwave pulses in the rat: a preliminary report.

Effects of high peak power microwaves on the retina of the rhesus monkey.

Alteration of circulating antibody response of mice exposed to 9-GHz pulsed microwaves.

Effect of 9.6-GHz pulsed microwaves on the orb web spinning ability of the cross spider (*Araneus diadematus*).

Environmental-health aspects of pulse-modulated microwaves.

[The effect of pulsed cyclical microwave radiation on the conditioned behavior of rats].

[Effects of electromagnetic radiation of various modes on heart activity (in experiments)].

Modification of acoustic and tactile startle by single microwave pulses.

Effect of short electromagnetic pulses on brain acetylcholine content and spontaneous motor activity of mice.

Microwave auditory effect- a comparison of some possible transduction mechanisms.

Increased susceptibility to radiofrequency radiation due to pharmacological agents.

Microwave irradiation affects radial-arm maze performance in the rat.

[Changes in serum alkaline phosphatase activity during in vitro exposure to amplitude-modulated electromagnetic field of ultrahigh frequency (2375 MHz) in guinea pigs].

Reversible microwave effects on the blood-brain barrier.

Effect of microwave radiation on the beating rate of isolated frog hearts.

Amino acid concentrations in hypothalamic and caudate nuclei during microwave-induced thermal stress: analysis by microdialysis.

Character of the effect of microwave on conduction velocity of frog ventricular muscle.

Inter-beat intervals of cardiac-cell aggregates during exposure to 2.45 GHz CW, pulsed, and square-wave-modulated microwaves.

[The efficiency and direction of thymus changes after whole-body exposure of mice to the weak electromagnetic field are determined by the initial status of the thymus].

Alterations in alpha-adrenergic and muscarinic cholinergic receptor binding in rat brain following nonionizing radiation.

[Dependence of microwave effect on the secondary structure of DNA on molecular weight of polynucleotide].

Effects of weak amplitude-modulated microwave fields on calcium efflux from awake cat cerebral cortex.

In vivo exposure of rats to GSM-modulated microwaves: flow cytometry analysis of lymphocyte subpopulations and of mitogen stimulation.

[Microwave method of determining cerebral blood flow].

[Effects of unmodulated electromagnetic radiation of decimetric diapason on the morphogenesis of *Drosophila*].

Pulsed magnetic field induced "analgesia" in the land snail, *Cepaea nemoralis*, and the effects of mu, delta, and kappa opioid receptor agonists/antagonists.

--Leaf Cluster 31 (130)

Theme - Adverse effects of microwave exposures on rats, especially at WiFi frequencies

Titles

Behavioral effects of chronic exposure to 0.5 mW/cm<sup>2</sup> of 2,450-MHz microwaves.

Effects of 2.45 GHz CW microwave radiation on embryofetal development in mice.

Decreased body weight in fetal rats after irradiation with 2450-MHz (CW) microwaves.

Observations of rat fetuses after irradiation with 2450-MHz (CW) microwaves.

Teratogenic, biochemical, and histological studies with mice prenatally exposed to 2.45-GHz microwave radiation.

Intermittent exposure of rats to 2450 MHz microwaves at 2.5 mW/cm<sup>2</sup>: behavioral and physiological effects.

Behavioral and physiological effects of chronic 2,450-MHz microwave irradiation of the rat at 0.5 mW/cm<sup>2</sup>.

Effect of nonionizing radiation on the Purkinje cells of the rat cerebellum.

Physiological and behavioral effects of prolonged exposure to 915 MHz microwaves.

Physiological and behavioral effects of chronic exposure to 2450-MHz microwaves.

Behavioral thermoregulation in the squirrel monkey: adaptation processes during prolonged microwave exposure.

Microwave radiation (2450 MHz) alters the endotoxin-induced hypothermic response of rats.

Cardiovascular, hematologic, and biochemical effects of acute ventral exposure of conscious rats to 2450-MHz (CW) microwave radiation.

Tests of mutagenesis and reproduction in male rats exposed to 2,450-MHz (CW) microwaves.

Observations of Syrian hamster fetuses after exposure to 2450-MHz microwaves.

Nonthermal effects of mobile-phone frequency microwaves on uteroplacental functions in pregnant rats.

Serum-thyroxine levels in microwave-exposed rats.

Blood-forming system in rats after whole-body microwave exposure; reference to the lymphocytes.

The in vivo effects of 2.45 GHz microwave radiation of rabbit serum components and sleeping times.

Hematologic and immunologic effects of pulsed microwaves in mice.

Microwave-induced increase of water and conductivity in submaxillary salivary gland of rats.

Effects of whole body microwave exposure on the rat brain contents of biogenic amines.

Effects of microwave exposure in utero on embryonal, fetal and postnatal development of mice.

Effect of continuous-wave and amplitude-modulated 2.45 GHz microwave radiation on the liver and brain aminoacyl-transfer RNA synthetases of in utero exposed mice.

Influence of 2.45-GHz CW microwave radiation on spontaneously beating rat atria.

Alteration of life span of mice chronically exposed to 2.45 GHz CW microwaves.

Studies on the hematologic effects of long-term, low-dose microwave exposure.

[Development of murine embryos and fetuses after irradiation with 2450 MHz microwaves].



Thermoregulatory adjustments in squirrel monkeys exposed to microwaves at high power densities.

[Effects of microwave radiation on lipid peroxidation and the content of neurotransmitters in mice].

An evaluation of the teratogenic potential of protracted exposure of pregnant rats to 2450-MHz microwave radiation: I. Morphologic analysis at term.

[Effects of microwave radiation on conditioned behavior of rats].

Increased serum enzyme activity in microwave-exposed rats.

Long-term, low-level microwave irradiation of rats.

Microwaves modify thermoregulatory behavior in squirrel monkey.

Testicular function of rats following exposure to microwave radiation.

Uteroplacental circulatory disturbance mediated by prostaglandin f2alpha in rats exposed to microwaves. hiro-n@po.incl.ne.jp.

Effects of microwaves on three different strains of rats.

The effect of melatonin on body mass and behaviour of rats during an exposure to microwave radiation from mobile phone.

Thermoregulatory, metabolic, and cardiovascular response of rats to microwaves.

Modification of the repeated acquisition of response sequences in rats by low-level microwave exposure.

Preliminary investigations of the effects of low-level microwave radiation on spontaneous motor activity in rats.

Delineating acute neuroendocrine responses in microwave-exposed rats.

Acute exposure to pulsed 2450-MHz microwaves affects water-maze performance of rats.

Quantitative changes in potassium, sodium, and calcium in the submaxillary salivary gland and blood serum of rats exposed to 2880-MHz microwave radiation.

Effects of hypophysectomy and dexamethasone on rat adrenal response to microwaves.

Simultaneous response of brain electrical activity (EEG) and cerebral circulation (REG) to microwave exposure in rats.

[Effects of whole-body microwave exposure on the plasma adrenocorticotrophic hormone, thyroid-stimulating hormone and thyroid hormones in rats].

An evaluation of the teratogenic potential of protracted exposure of pregnant rats to 2450-MHz microwave radiation. II. Postnatal psychophysiological analysis.

Effects of 2.45-GHz microwave radiation on embryonic quail hearts.

Chronic exposure of rabbits to 0.5 and 5 mW/cm<sup>2</sup> 2450-MHz CW microwave radiation.

Effect of 2,450 MHz microwave radiation on the development of the rat brain.

In utero exposure to microwave radiation and rat brain development.

Thermoregulatory responses of the immature rat following repeated postnatal exposures to 2,450-MHz microwaves.

Studies of the teratogenic potential of exposure of rats to 6000-MHz microwave radiation. I. Morphologic analysis at term.

Effects of acute low-level microwaves on pentobarbital-induced hypothermia depend on exposure orientation.

Adjustments in metabolic heat production by squirrel monkeys exposed to microwaves.

Effect of 2450 MHz microwave radiation on hematopoiesis of pregnant mice.

Natural killer cell activity reduced by microwave exposure during pregnancy is mediated by opioid systems.

Interaction of microwaves and a temporally incoherent magnetic field on spatial learning in the rat.

Effects of exposure to microwaves on cellular immunity and placental steroids in pregnant rats.

Acute, whole-body microwave exposure and testicular function of rats.

Reproduction in male Japanese quail exposed to microwave radiation during embryogeny.

Repeated exposure to low-level extremely low frequency-modulated microwaves affects baseline and scopolamine-modified electroencephalograms in freely moving rats.

Microwaves: effect on thermoregulatory behavior in rats.

Effects of microwaves on the adrenal cortex.

[Effects of whole-body microwave exposure on the plasma corticosterone, glucose, uric acid and allantoin levels in rats].

Effects of microwave exposure on the hamster immune system. IV. Spleen cell IgM hemolytic plaque formation.

Microwave irradiation and instrumental behavior in rats: unitized irradiation and behavioral evaluation facility.

Cytogenetic effects of microwave irradiation on male germ cells of the mouse.

Effect of microwave irradiation (2.45 GHz, CW) on egg weight loss, egg hatchability, and hatchling growth of the Coturnix quail.

Microwave effects on energy metabolism of rat brain.

[Experimental estimation of thermogenic levels of acute microwave exposure for different animal species].

Lethality in mice and rats exposed to 2450 MHz circularly polarized microwaves as a function of exposure duration and environmental factors.

Heat-dissipation rate of mice after microwave irradiation.

Studies of the teratogenic potential of exposure of rats to 6000-MHz microwave radiation. II. Postnatal psychophysiologic evaluations.

Effects of 2450 MHz microwave radiation during the gestational period on the postnatal hematology of rats.

Effects of 2.45 GHz microwave radiation on the development of Japanese quail cerebellum.

Repeated exposure to low-level extremely low frequency-modulated microwaves affects cortex-hypothalamus interplay in freely moving rats: EEG study.

Comparative effects of pulsed and continuous-wave 2.8-GHz microwaves on temporally defined behavior.

[Endocrine mechanism of placental circulatory disturbances induced by microwave in pregnant rats].

Response of Japanese quail to hemorrhagic stress after exposure to microwave radiation during embryogeny.

Exposure of fertile chicken eggs to microwave radiation (2.45 GHz, CW) during incubation: technique and evaluation.

B16 melanoma development in black mice exposed to low-level microwave radiation.

Complement receptor positive spleen cells in microwave (2450-MHz)-irradiated mice.

Prolonged microwave irradiation of rats: effects on concurrent operant behavior.

Effects of microwave exposure on the hamster immune system. II. Peritoneal macrophage function.

Space efficient system for small animal, whole body microwave exposure at 1.6 GHz.

[Animal death after exposure to ultra-high frequency waves in the dependence of power flux density and specific absorption rate].

Effects of microwave exposure on the hamster immune system. I. Natural killer cell activity.

Influence of pre- and postnatal exposure of rats to 2.45-GHz microwave radiation on neurobehavioral function.

Morphological changes in cerebellum of neonatal rats exposed to 2.45 GHz microwaves.

Effect of nonionizing radiation on the Purkinje cells of the uvula in squirrel monkey cerebellum.

Pulse modulated and continuous wave microwave radiation yield equivalent changes in operant behavior of rodents.

Effects of postnatal microwave exposure on thyrotropin level in the adult male rat.

The effects of single and repeated exposure to 2.45 GHz radiofrequency fields on c-Fos protein expression in the paraventricular nucleus of rat hypothalamus.

Miniature anechoic chamber for chronic exposure of small animals to plane-wave microwave fields.

Microwaves induce peripheral vasodilation squirrel monkeys.

Some effects of exposure of the Japanese quail embryo to 2.45-GHz microwave radiation.

Protein kinase C activity in developing rat brain cells exposed to 2.45 GHz radiation.

Longevity and food consumption of microwave-treated (2.45 GHz CW) honeybees in the laboratory.

Age-dependent effect of long-term microwave radiation on postnatal neurogenesis in rats: morphological and behavioral study.

Radial arm maze performance of rats following repeated low level microwave radiation exposure.

Microwave radiation enhances teratogenic effect of cytosine arabinoside in mice.

Effects of microwaves (900 MHz) on the cochlear receptor: exposure systems and preliminary results.

Effects of GSM-900 microwaves on the experimental allergic encephalomyelitis (EAE) rat model of multiple sclerosis.

Transbilayer movement of  $^{24}\text{Na}$  in sonicated phosphatidylcholine vesicles exposed to frequency-modulated microwave radiation.

Antipruritic effect of millimeter waves in mice: evidence for opioid involvement.

Effects on energy absorption of orientation and size of animals exposed to 2.45-GHz microwave radiation.

Biological studies with continuous-wave radiofrequency (28 MHz) radiation.

Flight, orientation, and homing abilities of honeybees following exposure to 2.45-GHz CW microwaves.

Age-related changes in the noradrenergic pattern and receptor responses of the rat cardiovascular system after repeated microwave exposure.

Failure of rats to escape from a potentially lethal microwave field.

Humoral and cell-mediated immune function in adult Japanese Quail following exposure to 2.45-GHz microwave radiation during embryogeny.

[Which neurophysiologic effects at low level 2.45 GHz RF exposure?].

[Effects of 2450 MHz microwave on long-term potentiation of hippocampus and lipofuscin contents in rat brain].

The effect of microwave radiation on the primary IgM response to sheep red blood cells in mice.

[Effects of electromagnetic field of thermal intensity on the hypophysis-thyroid unit of the neuroendocrine system].

[Action of a UHF field on GABA-ergic and acetylcholinergic systems in synaptic transmission].

Noradrenergic innervation and receptor responses of cardiovascular tissues from young and aged rats after acute microwave exposure.

Effects of weak microwave fields amplitude modulated at ELF on EEG of symmetric brain areas in rats.

Erythropoietic dynamic equilibrium in rats maintained after microwave irradiation.

Glucose administration attenuates spatial memory deficits induced by chronic low-power-density microwave exposure.

Behavioral Abnormality along with NMDAR-related CREB Suppression in Rat Hippocampus after Shortwave Exposure.

Effects of microwave exposure on the hamster immune system. III. Macrophage resistance to vesicular stomatitis virus infection.

Retrograde amnesia: effects of handling and microwave radiation.

[Effect of high frequency electromagnetic fields on the processes of transamination in the liver and small intestine tissues of rats].

Influence of postnatal exposition to microwaves on brain and hypothalamo-pituitary monoamines in the adult male rat.

Electric power induction through an isolated intestinal pouch.

[Effect of microwaves on the spike activity of cerebellar Purkinje cells in the cat].

Fourth Level Cluster 79 (428)

Theme - Microwave radiation absorption at different frequencies

--Leaf Cluster 10 (75)

Theme - Dielectric properties of tissue at different microwave frequencies

Titles

The UHF and microwave dielectric properties of normal and tumour tissues: variation in dielectric properties with tissue water content.

Changes in the dielectric properties of rat tissue as a function of age at microwave frequencies.

Dielectric properties of muscle and liver from 500 MHz-40 GHz.

Dielectric properties of tissues; variation with age and their relevance in exposure of children to electromagnetic fields; state of knowledge.

A large-scale study of the ultrawideband microwave dielectric properties of normal, benign and malignant breast tissues obtained from cancer surgeries.

A quick accurate method for measuring the microwave dielectric properties of small tissue samples.

A method for in vivo detection of abnormal subepidermal tissues based on dielectric properties.

Microwave method for determining dielectric parameters of living biological objects I.

Microwave dielectric studies on proteins, tissues, and heterogeneous suspensions.

Dielectric properties of porcine brain tissue in the transition from life to death at frequencies from 800 to 1900 MHz.

A large-scale study of the ultrawideband microwave dielectric properties of normal breast tissue obtained from reduction surgeries.

Dielectric property measurement of ocular tissues up to 110 GHz using 1 mm coaxial sensor.

Radio-frequency and microwave dielectric properties of insects.

Dielectric properties of Co-gamma-irradiated and microwave-heated rat tumour and skin measured in vivo between 0.2 and 2.4 GHz.

Microwave dielectric relaxation in muscle. A second look.

Dielectric properties of animal tissues in vivo at radio and microwave frequencies: comparison between species.

Dielectric properties of rat embryo and foetus as a function of gestation.

Dielectric properties of porcine cerebrospinal tissues at microwave frequencies: in vivo, in vitro and systematic variation with age.

Dielectric properties of insect tissues.

Development of anatomically realistic numerical breast phantoms with accurate dielectric properties for modeling microwave interactions with the human breast.

Dielectric properties at microwave frequencies studied in partially filled cylindrical TE<sub>011</sub> cavities.

Dielectric properties of human brain tissue measured less than 10 h postmortem at frequencies from 800 to 2450 MHz.

[Dielectric properties of human sweat fluid in the microwave range].

Dielectric behavior of DNA solution at radio and microwave frequencies (at 20 degrees C).

A heterogeneous breast phantom for microwave breast imaging.

Dielectric properties of supersaturated alpha-D-glucose aqueous solutions at 2450 MHz.

Variation of the dielectric properties of tissues with age: the effect on the values of SAR in children when exposed to walkie-talkie devices.

Microwave dielectric properties of tissue. Some comments on the rotational mobility of tissue water.

Monitoring water content of rat lung tissue in vivo using microwave reflectometry.

Microwave dielectric properties and thermochemical characteristics of the mixtures of walnut shell and manganese ore.

Microwave-induced thermal imaging of tissue dielectric properties.

Dielectrical model of cellular structures in radio frequency and microwave spectrum. Electrically interacting versus noninteracting cells.

Average dielectric property analysis of complex breast tissue with microwave transmission measurements.

Modeling of the dielectric properties of trabecular bone samples at microwave frequency.

Dielectric properties for non-invasive detection of normal, benign, and malignant breast tissues using microwave theories.

Microwave dielectric measurements (0.8-70 GHz) on Artemia cysts at variable water content.

An evaluation of the mutagenic, carcinogenic and teratogenic potential of microwaves.

Microwave dielectric analysis of human stratum corneum in vivo.

Dielectric properties of human ovary follicular fluid at 9.2 GHz.

A macroscopic model of lungs and a material simulating their properties at radio and microwave frequencies.

Microwave dielectric measurements and tissue characteristics of the human brain: potential in localizing intracranial tissues.

Theoretical evaluation of dielectric absorption of microwave energy at the scale of nucleic acids.

40 GHz RF biosensor based on microwave coplanar waveguide transmission line for cancer cells (HepG2) dielectric characterization.

Modeling of noninvasive microwave characterization of breast tumors.

Cole-Cole parameters for the dielectric properties of porcine tissues as a function of age at microwave frequencies.

The dielectric properties of normal and tumour mouse tissue between 50 MHz and 10 GHz.

Dielectric Properties for Differentiating Normal and Malignant Thyroid Tissues.

The dielectric properties of the cerebellum, cerebrum and brain stem of mouse brain at radiowave and microwave frequencies.

Effect of ultraviolet light on the dielectric behavior of bone at microwave frequencies.

Microwave dielectric measurements of erythrocyte suspensions.

Electrical properties of lens material at microwave frequencies.

A semi-automatic method for developing an anthropomorphic numerical model of dielectric anatomy by MRI.

Microwave absorption in aqueous solutions of DNA.

The measured electrical properties of normal and malignant human tissues from 50 to 900 MHz.

Numerical assessment of the reduction of specific absorption rate by adding high dielectric materials for fetus MRI at 3 T.

Non-invasive and continuous monitoring of the sol-gel phase transition of supramolecular gels using a fast (open-ended coaxial) microwave sensor.

Carbon-coated CoFe-CoFe<sub>2</sub>O<sub>4</sub> composite particles with high and dual-band electromagnetic wave absorbing properties.

A microwave radiometric method for the study of the semiconductor properties of living tissue: its potential application to tumour location.

Theoretical evaluation of the distributed power dissipation in biological cells exposed to electric fields.

[Mechanism of microwave radiation absorption by biological membranes].

A generalized model for the interaction of microwave radiation with bound water in biological material.



Understanding physical mechanism of low-level microwave radiation effect.

Analytical approximations in multiple scattering of electromagnetic waves by aligned dielectric spheroids.

A novel discrete particle swarm optimization algorithm for estimating dielectric constants of tissue.

Multi-physics modeling to study the influence of tissue compression and cold stress on enhancing breast tumor detection using microwave radiometry.

Microwave facilities for welding thermoplastic composites and preliminary results.

Biological effects of low-level environmental agents.

Multifunctional composites: optimizing microstructures for simultaneous transport of heat and electricity.

The properties of bird feathers as converse piezoelectric transducers and as receptors of microwave radiation. I. Bird feathers as converse piezoelectric transducers.

Brain banks and non nervous tissues.

Characterization of three iron ferredoxins by microwave power saturation.

[Possible mechanisms of aftereffects of GSM electromagnetic radiation on air-dry seeds].

Microwave grafted, composite and coprocessed materials: drug delivery applications.

Production of a Novel Mineral-based Sun Lotion for Protecting the Skin from Biohazards of Electromagnetic Radiation in the UV Region.

Microwave drying remediation of petroleum-contaminated drill cuttings.

--Leaf Cluster 23 (88)

Theme - Specific absorption rate in human body models

Titles

Body effects on SAR distributions for microwave exposures in a realistic model of the human head.

Analysis of SAR distribution in human head of antenna used in wireless power transform based on magnetic resonance.

FDTD chiral brain tissue model for specific absorption rate determination under radiation from mobile phones at 900 and 1800 MHz.

FDTD calculations of specific energy absorption rate in a seated voxel model of the human body from 10 MHz to 3 GHz.

Development of a rat head exposure system for simulating human exposure to RF fields from handheld wireless telephones.

Radio frequency electromagnetic exposure: tutorial review on experimental dosimetry.

SAR calculations in an anatomically realistic model of the head for mobile communication transceivers at 900 MHz and 1.8 GHz.

Specific absorption rate (SAR) in models of the human head exposed to hand-held UHF portable radios.

Initial analysis of SAR from a cell phone inside a vehicle by numerical computation.

Dosimetry associated with exposure to non-ionizing radiation: very low frequency to microwaves.

SAR versus S(inc): What is the appropriate RF exposure metric in the range 1-10 GHz? Part I: Using planar body models.

Whole-body and local dosimetry in rats exposed to 2.45-GHz microwave radiation.

Specific absorption rate in rats exposed to 2,450-MHz microwaves under seven exposure conditions.

Electromagnetic fields: human safety issues.

Microwave radiation absorption in the rat: frequency-dependent SAR distribution in body and tail.

Observing-responses of rats exposed to 1.28- and 5.62-GHz microwaves.

Multibody effects on microwave power absorption by multilayered cylindrical models of man.

Numerical compliance testing of human exposure to electromagnetic radiation from smart-watches.

A simulation for effects of RF electromagnetic radiation from a mobile handset on eyes model using the finite-difference time-domain method.

Outdoor measurement of SAR in a full-sized human model exposed to 29.9 MHz in the near field.

Effects of frequency, irradiation geometry and polarisation on computation of SAR in human brain.

SAR in a child voxel phantom from exposure to wireless computer networks (Wi-Fi).

Preliminary studies: far-field microwave dosimetric measurements of a full-scale model of man.

Numerical simulation of pressure waves in the cochlea induced by a microwave pulse.

The effects of RF absorbers on exposure levels at 100 MHz.

Comparison of numerical and experimental methods for determination of SAR and radiation patterns of handheld wireless telephones.

Dominant factors influencing whole-body average SAR due to far-field exposure in whole-body resonance frequency and GHz regions.

Numerical evaluation of human exposure to WiMax patch antenna in tablet or laptop.

Far-field microwave dosimetry in a rhesus monkey model.

A method for safety testing of radiofrequency/microwave-emitting devices using MRI.

Local exposure system for rats head using a figure-8 loop antenna in 1500-MHz band.

Analytic SAR computation in a multilayer elliptic cylinder for bioelectromagnetic applications.

Computation of high-resolution SAR distributions in a head due to a radiating dipole antenna representing a hand-held mobile phone.

Thermal mapping on male genital and skin tissues of laptop thermal sources and electromagnetic interaction.

Acute dosimetry and estimation of threshold-inducing behavioral signs of thermal stress in rabbits at 2.45-GHz microwave exposure.

Comparison of Thermal Response for RF Exposure in Human and Rat Models.

Systems for exposing mice to 2,450-MHz electromagnetic fields.

A suggested limit for population exposure to radiofrequency radiation.

SAR distribution in a bio-medium in close proximity with dual segment cylindrical dielectric resonator antenna.

A comparative study of the PIFA and printed monopole antenna EM absorption.

Compact shielded exposure system for the simultaneous long-term UHF irradiation of forty small mammals. II. Dosimetry.

Thermal effects of radiation from cellular telephones.

SAR in rats exposed in 2,450-MHz circularly polarized waveguides.

A formula for human average whole-body SAR<sub>wb</sub> under diffuse fields exposure in the GHz region.

Scaling the physiological effects of exposure to radiofrequency electromagnetic radiation: consequences of body size.

Radiofrequency dosimetry in subjects implanted with metallic straight wires: a numerical study.

Further studies of human whole-body radiofrequency absorption rates.

Estimation of whole-body SAR from electromagnetic fields using personal exposure meters.

Numerical modelling of thermal effects in rats due to high-field magnetic resonance imaging (0.5-1 GHz).

Dosimetry for a study of effects of 2.45-GHz microwaves on mouse testis.

SAR exposure from UHF RFID reader in adult, child, pregnant woman, and fetus anatomical models.

Head and neck resonance in a rhesus monkey--a comparison with results from a human model.

On the averaging area for incident power density for human exposure limits at frequencies over 6 GHz.

Dosimetric study on eye's exposure to wide band radio frequency electromagnetic fields: variability by the ocular axial length.

Absorption of microwave energy by muscle models and by birds of differing mass and geometry.

Influence of electromagnetic polarization on the whole-body averaged SAR in children for plane-wave exposures.

Thermal effects of MR imaging: worst-case studies on sheep.

Comparison of dose dependences for bioeffects of continuous-wave and high-peak power microwave emissions using gel-suspended cell cultures.

An attempt at quantitative specification of SAR distribution homogeneity.

A new method of SAR determination in animals exposed to microwave/radiofrequency radiation (MW/RFR).

Metabolic and vasomotor responses of rhesus monkeys exposed to 225-MHz radiofrequency energy.

Exposure assessment of one-year-old child to 3G tablet in uplink mode and to 3G femtocell in downlink mode using polynomial chaos decomposition.

Harmful effects of 41 and 202 MHz radiations on some body parts and tissues.

Whole-body new-born and young rats' exposure assessment in a reverberating chamber operating at 2.4 GHz.

A 3-D hp finite/infinite element method to calculate power deposition in the human head.

Ocular effects of radiofrequency energy.

The development of biomedical approaches and concepts in radiofrequency radiation protection.

Absorbed energy distribution from radiofrequency electromagnetic radiation in a mammalian cell model: effect of membrane-bound water.

Statistical analysis of whole-body absorption depending on anatomical human characteristics at a frequency of 2.1 GHz.

Computational human model VHP-FEMALE derived from datasets of the national library of medicine.

Modeling the detectability of vesicoureteral reflux using microwave radiometry.

Radio-wave exposure of the human head: analytical study based on a versatile eccentric spheres model including a brain core and a pair of eyeballs.

Millimeter-wave absorption by cutaneous blood vessels: a computational study.

Simple method to measure power density entering a plane biological sample at millimeter wavelengths.

Exposure of Insects to Radio-Frequency Electromagnetic Fields from 2 to 120 GHz.

[Use of dose parameters of UHF irradiation in the interpretation of lethal effects in laboratory animals].

Noninvasive measurement of current in the human body for electromagnetic dosimetry.

Exposure to non-ionizing radiation provokes changes in rat thyroid morphology and expression of HSP-90.

Induced EM fields inside human bodies irradiated by EM waves of up to 500 MHz.

A dual vial waveguide exposure facility for examining microwave effects in vitro.

[Estimation of the restricted area related to the limitation of exposure of the general public to electromagnetic fields in the vicinity of microwave relay antenna systems].

FDTD simulation of electromagnetic wave scattering from retina cells.

Effect of metal-framed spectacles on microwave radiation hazards to the eye of humans.

Effect of insertion depth on helical antenna performance in a muscle-equivalent phantom.

A survey of the urban radiofrequency (RF) environment.

[The evaluation of the consequences of electromagnetic irradiation of hands in operators of high-frequency welding devices].

Dosimetry considerations in far field microwave exposure of mammalian cells.

[Changes of neurocytes in CNS under general exposure to UHF field with local protection applied].

--Leaf Cluster 21 (63)

Theme - Adverse effects of millimeter-wave exposures on biological systems

## Titles

[Effects of millimeter wave irradiation with different frequency and power density on their offsprings in mice].

[Relationship between millimeter wave irradiation in pregnant mice and c-Fos protein expression in hippocampus and learning and memory functions in their offsprings].

Gene expression changes in the skin of rats induced by prolonged 35 GHz millimeter-wave exposure.

[Effect of low intensity of electromagnetic radiation in the centimeter and millimeter range on proliferative and cytotoxic activity of murine spleen lymphocytes].

[Effects of millimeter wave on gene expression in human keratinocytes].

Current state and implications of research on biological effects of millimeter waves: a review of the literature.

Acute ocular injuries caused by 60-Ghz millimeter-wave exposure.

A non-thermal effect of millimeter wave radiation on the puffing of giant chromosomes.

Effects of millimeter waves on ionic currents of *Lymnaea* neurons.

Evaluation of the potential in vitro antiproliferative effects of millimeter waves at some therapeutic frequencies on RPMI 7932 human skin malignant melanoma cells.

[Acoustic detection of absorption of millimeter-band electromagnetic waves in biological objects].

Reception of low-intensity millimeter-wave electromagnetic radiation by the electroreceptors in skates.

Effect of cyclophosphamide and 61.22 GHz millimeter waves on T-cell, B-cell, and macrophage functions.

Frequency and irradiation time-dependant antiproliferative effect of low-power millimeter waves on RPMI 7932 human melanoma cell line.

Hypothalamic effects of millimeter wave irradiation depend on location of exposed acupuncture zones in unanesthetized rabbits.

Some basic properties of biological tissues for potential biomedical applications of millimeter waves.

[The electrical activity of the hypothalamus in exposure to millimeter-wave radiation at biologically active points].

Electromagnetic millimeter wave induced hypoalgesia: frequency dependence and involvement of endogenous opioids.

Comparison of blood pressure and thermal responses in rats exposed to millimeter wave energy or environmental heat.

Modulation of neuronal activity and plasma membrane properties with low-power millimeter waves in organotypic cortical slices.

Thermal modeling of millimeter wave damage to the primate cornea at 35 GHz and 94 GHz.

Thermal response of tissues to millimeter waves: implications for setting exposure guidelines.

[Activity of natural killer cells of the spleen of mice exposed to low-intensity of extremely high frequency electromagnetic radiation].

Study of narrow band millimeter-wave potential interactions with endoplasmic reticulum stress sensor genes.

Effect of millimeter waves on natural killer cell activation.

Transmission electron microscopy study of the effects produced by wide-band low-power millimeter waves on MCF-7 human breast cancer cells in culture.

Morphological changes in skin nerves caused by electromagnetic radiation of the millimeter range.

The use of millimeter wavelength electromagnetic waves in cardiology.

Millimeter wave exposure reverses TPA suppression of gap junction intercellular communication in HaCaT human keratinocytes.

Millimeter wave induced reversible externalization of phosphatidylserine molecules in cells exposed in vitro.

[The simulation of the cooperative effect of development in a culture of early mouse embryos after irradiation with electromagnetic waves in the millimeter range].

Effects of Millimeter-Wave Electromagnetic Radiation on the Experimental Model of Migraine.

Effect of 99 GHz continuous millimeter wave electro-magnetic radiation on E. coli viability and metabolic activity.

Effect of low-intensity millimeter wave electromagnetic radiation on regeneration of the sciatic nerve in rats.

Millimeter waves thermally alter the firing rate of the *Lymnaea* pacemaker neuron.

Numerical model of heat transfer in the rabbit eye exposed to 60-GHz millimeter wave radiation.

[Power density analysis on millimeter waves irradiated into cell monolayers in culture dishes].

Effect of millimeter waves on cyclophosphamide induced suppression of the immune system.

Immunomodulating action of low intensity millimeter waves on primed neutrophils.

Suppression of pain sensation caused by millimeter waves: a double-blinded, cross-over, prospective human volunteer study.

[The effect of continuous millimeter low-intensity radiation on the Na<sup>+</sup> ion transport in the frog skin].

[Effects of millimeter wave on gap junctional intercellular communication in human keratinocytes].

[The effect of electromagnetic radiation in the millimeter-wave range on the immune status of peptic ulcer patients].

Effect of millimeter waves on cyclophosphamide induced suppression of T cell functions.

Millimeter-wave effects on electric activity of crayfish stretch receptors.

Reflection and penetration depth of millimeter waves in murine skin.

Search for frequency-specific effects of millimeter-wave radiation on isolated nerve function.

Millimeter wave-induced modulation of calcium dynamics in an engineered skin co-culture model: role of secreted ATP on calcium spiking.

Millimeter wave absorption in the nonhuman primate eye at 35 GHz and 94 GHz.

[Effect of extremely high-frequency electromagnetic radiation on the function of skin sensory endings].

Induced movements of giant vesicles by millimeter wave radiation.

Sustained 35-GHz radiofrequency irradiation induces circulatory failure.

[The effects of electromagnetic radiation of extremely high frequency and low intensity on the growth rate of bacteria *Escherichia coli* and the role of medium pH].

[Effect of coherent extremely high-frequency and low-intensity electromagnetic radiation on the activity of membrane systems in *Escherichia coli*].

Effect of millimeter waves on cyclophosphamide induced NF-kappaB.

[Resonance effect of coherent millimeter-band electromagnetic waves on living organisms].

Large Metasurface Aperture for Millimeter Wave Computational Imaging at the Human-Scale.

[The effect of millimeter-range electromagnetic radiation on the evoked potentials from the vestibular cortical area of the cerebral hemispheres (an experimental study)].

Long-lasting (fatiguing) activity of isolated muscle fibres influenced by microwave electromagnetic field.

The mechanisms of athermal microwave biological effects.

[Experimental study on possibility of corneal injury by electromagnetic wave].



Multi-center feasibility study of microwave radiometry thermometry for non-invasive differential diagnosis of arterial disease in diabetic patients with suspected critical limb ischemia.

Tagging frogs with passive integrated transponders causes disruption of the cutaneous bacterial community and proliferation of opportunistic fungi.

--Leaf Cluster 44 (95)

Theme – Adverse effects of microwave resonances in biological systems

Titles

Thermal Response of Human Skin to Microwave Energy: A Critical Review.

Tissue models for RF exposure evaluation at frequencies above 6 GHz.

Thermal models for microwave hazards and their role in standards development.

A thermal model for human thresholds of microwave-evoked warmth sensations.

Modeling thermal responses in human subjects following extended exposure to radiofrequency energy.

Physiological interaction processes and radio-frequency energy absorption.

Human exposure at two radio frequencies (450 and 2450 MHz): similarities and differences in physiological response.

Vibrational resonances in biological systems at microwave frequencies.

Thermoregulatory physiologic responses in the human body exposed to microwave radiation.

[Dosimetric aspects in studying the biological action of nonionizing electromagnetic radiation].

High-resolution simulations of the thermophysiological effects of human exposure to 100 MHz RF energy.

Thermal Modeling for the Next Generation of Radiofrequency Exposure Limits: Commentary.

Microwave-induced pressure waves in a model of muscle tissue.

Radiofrequency energy on cortical bone and soft tissue: a pilot study.

[Role of polarization and resonance in assessing the biological effects of electromagnetic radiation].

Microwave challenges to the thermoregulatory system.

Physiologic regulation in electromagnetic fields.

Thermal Response of In Vivo Human Skin to Fractional Radiofrequency Microneedle Device.

Impact of monopolar radiofrequency energy on subchondral bone viability.

A comparative study of human sensory thresholds: 2450-MHz microwaves vs far-infrared radiation.

Energy deposition processes in biological tissue: nonthermal biohazards seem unlikely in the ultra-high frequency range.

Generalized model of the microwave auditory effect.

Thermophysiological responses of human volunteers during controlled whole-body radio frequency exposure at 450 MHz.

Mechanical and biochemical effect of monopolar radiofrequency energy on human articular cartilage: an in vitro study.

The influence of radiofrequency/microwave energy absorption on physiological regulation.

Considerations for human exposure standards for fast-rise-time high-peak-power electromagnetic pulses.

[Mechanisms of biophysical effects of microwaves].

Effects of electromagnetic radiation on the Q of quartz resonators.

Energy issues in microwave food processing: A review of developments and the enabling potentials of solid-state power delivery.

Biophysical limits on athermal effects of RF and microwave radiation.

Auditory response to pulsed radiofrequency energy.

Thresholds for lenticular damage in the rabbit eye due to single exposure to CW microwave radiation: an analysis of the experimental information at a frequency of 2.45 GHz.

A Closer Look at the Thresholds of Thermal Damage: Workshop Report by an ICNIRP Task Group.

Theory of the anomalous resonant absorption of DNA at microwave frequencies.

Intrinsic and roughness-induced absorption of electromagnetic radiation incident on optical surfaces.

Ultrawide-band electromagnetic pulses induced hypotension in rats.

Ultrawide-band electromagnetic pulses induced hypotension in rats.

2D plasmon excitation and nonthermal effects of microwaves on biological membranes.

Thresholds of microwave-evoked warmth sensations in human skin.

The effect of radiofrequency energy on the ultrastructure of joint capsular collagen.

[Resonance interactions of surface charged lipid vesicles with the microwave electromagnetic field].

Synchronization in a mechanical resonator array coupled quadratically to a common electromagnetic field mode.

Ovicidal levels of 2.45 GHz electromagnetic energy for the southern corn rootworm.

On the possibility of nonthermal biological effects of pulsed electromagnetic radiation.

Fine structural alterations in radiofrequency energy-induced lesions in dog hearts: possible basis for reduced arrhythmic complications.

Microwave and RF hazard standard considerations.

A model of the electric field of the brain at EEG and microwave frequencies.

[The peculiarities of the microwave in the frequency range of 51-52 GHz spectrum effects on E. coli cells].

[Electromagnetic radiation in the radiofrequency range: radiation safety].

Ultrashort microwave signals: a didactic discussion.

A cooperative model for Ca(++) efflux windowing from cell membranes exposed to electromagnetic radiation.

Electromagnetic-field exposure and cancer.

Monte Carlo simulations of electromagnetic wave scattering from a random rough surface with three-dimensional penetrable buried object: mine detection application using the steepest-descent fast multipole method.

Microwave absorption by magnetite: a possible mechanism for coupling nonthermal levels of radiation to biological systems.

Nonlinear changes in brain electrical activity due to cell phone radiation.

Thermoregulatory responses of febrile monkeys during microwave exposure.

[Experiment with the local effect of superhigh-frequency electromagnetic energy on biologically active points].

Monte Carlo simulations for scattering of electromagnetic waves from perfectly conductive random rough surfaces.

[Electromagnetic radiofrequency radiation (microwaves): principles and criteria of standardization, threshold dose levels].

Development of a hybrid microwave-optical tissue oxygenation probe to measure thermal response in the deep tissue.

[Dependence of anti-inflammatory effects of high peak-power pulsed electromagnetic radiation of extremely high frequency on exposure parameters].

Electrical discontinuity of tissue substitute models at 27.12 MHz.

Analysis of strain-induced EPR-line shapes and anisotropic spin-lattice relaxation in a [2Fe-2S] ferredoxin.

The human skin as a sub-THz receiver - Does 5G pose a danger to it or not?

Effects of microwave radiation on living tissues.

Monitoring variations of biological impedances using microwave Doppler radar.

Scaling Relationship of In Vivo Muscle Contraction Strength of Rabbits Exposed to High-Frequency Nanosecond Pulse Bursts.

Biophysical injury mechanisms in electrical shock trauma.

Dynamic nuclear polarisation of biological matter.

Microwave imaging using the finite-element method and a sensitivity analysis approach.

[An evaluation of absorbed doses of high energy electromagnetic radiation in radiotherapy of laryngeal cancer].

[The effects of pulsed low-level EM fields on memory processes].

Ultrawideband radiation and pentylenetetrazol-induced convulsions in rats.

Multi-Center Pilot Study to Evaluate the Safety Profile of High Energy Fractionated Radiofrequency With Insulated Microneedles to Multiple Levels of the Dermis.

Propagation of an electromagnetic wave in an absorbing anisotropic medium and infrared transmission of liquid crystals: comparison with experiments.

Microwave medical imaging based on sparsity and an iterative method with adaptive thresholding.

Microwave-field-driven acoustic modes in DNA.

Long-term study of 435 MHz radio-frequency radiation on blood-borne end points in cannulated rats. Part I: Engineering considerations.

Comment I on "Generation of focused, nonspherically decaying pulses of electromagnetic radiation"

Moisture Monitoring in Fluid-Bed Granulation by Multi-Resonance Microwave Sensor: Applicability on Crystal-Water Containing Donepezil Granules.

[Immunotropic effects of electromagnetic fields in the range of radio- and microwave frequencies].

Multiple scattering of electromagnetic waves by an array of parallel gyrotropic rods.

Human leukocyte functions and the U.S. safety standard for exposure to radio-frequency radiation.

[Biological and ecological aspects of the effects combined electromagnetic rays on farm animals].

A model of cell electromagnetic susceptibility associated with the membrane electric field.

An algorithm to derive the fraction of photosynthetically active radiation absorbed by photosynthetic elements of the canopy (FAPAR(ps)) from eddy covariance flux tower data.

Transfer of light-induced electron-spin polarization from the intermediary acceptor to the prerduced primary acceptor in the reaction center of photosynthetic bacteria.

A signal-to-noise standard for pulsed EPR.

[Effect of decimeter polarized electromagnetic radiation on germinating capacity of seeds].

Multifrequency electron paramagnetic resonance study on deproteinized human bone.

Measurement of heart rate variability and stress evaluation by using microwave reflectometric vital signal sensing.

Frequency selective solutions for an efficient non-ionising radiation protection in the radiofrequency and microwave ranges.

How might spatial nonuniformity of dose in a homogeneous biological system affect its total response?

EM-field effect upon properties of NADPH-cytochrome P-450 reductase with model substrates.

Comment II on "Generation of focused, nonspherically decaying pulses of electromagnetic radiation"

--Leaf Cluster 47 (107)

Theme - Adverse biological effects of decimeter waves

Titles

[Energy and plastic metabolism of the heart muscle in rabbits undergoing thyroid irradiation with decimeter waves].

[The action of decimeter waves and merkazolil on myocardial metabolism in the rabbit and its hormonal regulation].

[The immunological and hormonal effects of combined exposure to a bitemporal ultrahigh-frequency electrical field and to decimeter waves at different sites].

[Effect of electromagnetic radiation of the decimetric wave range on myocardium cell membranes].

[Role of ultrasonic dopplerography in monitoring the effectiveness of treatment of patients who have sustained a stroke with decimeter-range electromagnetic waves].

[Dynamic ultrastructural shifts in the cardiomyocytes during the irradiation of the cardiac area with decimeter electromagnetic waves].

[Myocardial energy metabolism in decimeter-wave exposures].

Modulation of a compressional electromagnetic wave in a magnetized electron-positron quantum plasma.

Interference of electromagnetic waves in dynamic metabolism.

Electromagnetic wave scattering from a rough interface above a chiral medium: generalized field transforms.

[Ultrastructure of the cerebral cortex in the rat after the effect of electromagnetic impulse].

Information transfer by electromagnetic waves in cortex layers.

Levy noise improves the electrical activity in a neuron under electromagnetic radiation.

Response of Electrical Activity in an Improved Neuron Model under Electromagnetic Radiation and Noise.

Possible microwave mechanisms of the mammalian nervous system.

[The effect of decimeter waves on the metabolism of the myocardium and its hormonal regulation in rabbits with experimental ischemia].

[Ultrastructure of cells of the lateral field of the hypothalamus of the cat after exposure to electromagnetic radiation].

[Morphological changes in the thyroid and adrenals under the bitemporal action of a UHF electrical field and decimeter waves (experimental research)].

Some neurotropic effects of low-intensity electromagnetic waves in rats with different typological characteristics of higher nervous activity.

[Systematic analysis of the state of man exposed to radio wave irradiation for a long time].

Poly(dimethylsilylene)diacetylene-Guided ZIF-Based Heterostructures for Full Ku-Band Electromagnetic Wave Absorption.

[The brain function of animals exposed to the action of centimeter electromagnetic waves].

Modulation of coherence of vectorial electromagnetic waves in the Young interferometer.

[Effect of electromagnetic waves with 59-63 GHz frequency on myocardial infarct patients in the subacute stage].

Reflection and transmission of electromagnetic waves at a temporal boundary.

Effect of low-intensity millimeter-range electromagnetic irradiation on the recovery of function in lesioned sciatic nerves in rats.

[Changes in physico-chemical parameters of homeopathic remedies ferrum metallicum CH6 and ferrum metallicum CH30 after exposure to high frequency electromagnetic radiation of low intensity].

Multi-functional coding metasurface for dual-band independent electromagnetic wave control.

[Changes in intracellular regeneration and the indices of endocrine function and cardiac microcirculation in exposure to decimeter waves].

Multiple scattering of electromagnetic waves by an aggregate of uniaxial anisotropic spheres.

Low power radio-frequency and microwave effects on human electroencephalogram and behavior.

Electrophysiological effects of non-invasive Radio Electric Asymmetric Conveyor (REAC) on thalamocortical neural activities and perturbed experimental conditions.

[Electromagnetic radiation of non-thermal intensity and short exposition as a sub-threshold irritant for the central nervous system].

[The effects of influence of electromagnetic irradiation of millimeter wavelength on background impulse activity of supraoptic nucleus' neurons of rats' hypothalamus].

Current problems of nonionizing radiation.

MOF-Derived Porous Co/C Nanocomposites with Excellent Electromagnetic Wave Absorption Properties.

Hierarchical neuronal modeling of cognitive functions: from synaptic transmission to the Tower of London.

Electromagnetic wave absorbing properties of amorphous carbon nanotubes.

[Electromagnetic radiation damage to the retina (author's transl)].

Prediction and measurement of the electromagnetic environment of high-power medium-wave and short-wave broadcast antennas in far field.

Hierarchical neuronal modeling of cognitive functions: from synaptic transmission to the Tower of London.

Out of time: a possible link between mirror neurons, autism and electromagnetic radiation.

About the biological effects of high and extremely high frequency electromagnetic fields.

Exact description of free electromagnetic wave fields in terms of rays.

[Health disorders caused by radiation].

Nanometer-scale surface modification of epoxy with carbon black and electromagnetic waves.

The histologic effects of pulsed and continuous radiofrequency lesions at 42 degrees C to rat dorsal root ganglion and sciatic nerve.

[Effect of low intensity and ultra high frequency electromagnetic irradiation on memory functions].

[The enhanced lethality of cells in suspension during simultaneous exposure to pulsed electrical and shock-wave acoustic fields].

Food collection and response to pheromones in an ant species exposed to electromagnetic radiation.

Morphology-Control Synthesis of a Core-Shell Structured NiCu Alloy with Tunable Electromagnetic-Wave Absorption Capabilities.

[Degranulation of skin mast cells caused by high frequency electromagnetic irradiation of low intensity].

[The general patterns in the development of the ultrastructural reactions under the action of electromagnetic radiations].

Controlling Energy Radiations of Electromagnetic Waves via Frequency Coding Metamaterials.

Intensity statistics and the finesse of electromagnetic radiation in random structures.

Effects of the action of microwave-frequency electromagnetic radiation on the spike activity of neurons in the supraoptic nucleus of the hypothalamus in rats.

[Immunosuppressive effect of the decimeter-band electromagnetic field].

A Route to Chaotic Behavior of Single Neuron Exposed to External Electromagnetic Radiation.

[Radiosensitivity of morphoenzymological structural elements of the jejunum mucous membrane in chronodynamics of the impact of electromagnetic fields impulses].

Radiofrequency neurolysis in a clinical model. Neuropathological correlation.

[Experimental research on the electromagnetic radiation immunity of a kind of portable monitor].

Possible physical substrates for the interaction of electromagnetic fields with biologic membranes.

Modifications in ventricular fibrillation and capture capacity induced by a linear radiofrequency lesion.

Evaluation of the maximum permissible level of low-intensity electromagnetic radiation at mobile connection frequency (1 GHz) by changes in motor activity of *Spirostomum Ambiguum*.



Post-mortem histologic evaluation of microwave lesions after epicardial pulmonary vein isolation for atrial fibrillation.

Modulation of surface electromagnetic waves.

[Adaptive changes in the body upon exposure to electromagnetic radiation].

[Effect of impulse extrabroad-band electromagnetic radiation on electroencephalogram and sleep in laboratory animals].

[Influence of ultra-high electromagnetic irradiation on the electrophoretic mobility of erythrocytes].

Nanocomposite synthesis by absorption of nanoparticles into macroporous hydrogels. Building a chemomechanical actuator driven by electromagnetic radiation.

Spontaneous bodily rotations and direction of locomotion at different times after radio frequency lesions at sites in and near the substantia nigra.

Effect of lesion morphology on microwave signature in 2-D ultra-wideband breast imaging.

[The evaluation of the body response of experimental animals to exposure to the magnetic component of electromagnetic radiation for setting a hygiene standard].

Quantitative analysis of lesion parameters in radiofrequency trigeminal rhizotomy.

Features of electromagnetic radiation time-and-frequency fluctuation intensity distributions from human brain structures.

[The effects of space flight factors on the central nervous system. Structural-functional aspects of radio-modifying action].

[Dissipative functions of processes of electromagnetic radiation interaction with biological objects].

[Specific and non-specific electromagnetic irradiation effects on biological objects].

[Changes in gastric electric activity and serum catecholamine level under the influence of electromagnetic microwaves (experimental studies)].

[Features of control of electromagnetic radiation emitted by personal computers].

[Phenomenology and genesis of changes in the total bioelectrical activity of the brain in response to electromagnetic radiation].

Nano sulfur particles decorated bi-lamella composites for superior electromagnetic wave absorption.

Meridian is a three-dimensional network from bio-electromagnetic radiation interference: an interference hypothesis of meridian.

Modulational instability of electromagnetic waves in birefringent fibers with periodic and random dispersion.

[Effect of extremely low frequency electromagnetic radiation and ultra-violet radiation on aggregation of thymocytes and erythrocytes].

Numerical study of electromagnetic waves interacting with negative index materials.

[The structural dynamics of the afferent flow in the action on the receptor field of a low-intensity stimulant].

General description of electromagnetic radiation processes based on instantaneous charge acceleration in "endpoints".

[Behavior of the human skin under the influence of electromagnetic radiation in the visible and near infrared region (author's transl)].

Physical modalities other than stretch in spastic hypertonia.

[Ultrastructure of skeletal muscle tissue of microwave damaged chick embryos].

Response to pulsed and continuous radiofrequency lesioning of the dorsal root ganglion and segmental nerves in patients with chronic lumbar radicular pain.

The biological effectiveness of solar electromagnetic radiation in space.

[Myocardial damage after high tension electricity injury in rabbits].

Bacterial transformation using micro-shock waves.

[Effect of electromagnetic irradiation of the millimetric range on hemodynamics in patients with arterial hypertension].

The biological effects of solar activity.

Mode of action of Phoneutria nigriventer spider venom at the isolated phrenic nerve-diaphragm of the rat.

GSM 900 MHz radiation inhibits ants' association between food sites and encountered cues.

Extending human perception of electromagnetic radiation to the UV region through biologically inspired photochromic fuzzy logic (BIPFUL) systems.

[Ecological and hygienic studies of electromagnetic irradiation of navigation safety system in Eastern area of the Finnish Gulf].

Failure of chronic exposure to nonthermal FM radio waves to mutate *Drosophila*.

[Normal doses of visible light can cause mutations in skin].

Effect of cyclooxygenase blockade on blood flow through well-developed coronary collateral vessels.

Long-wavelength red light emission from TV and photosensitive seizures.

The aversive effect of electromagnetic radiation on foraging bats: a possible means of discouraging bats from approaching wind turbines.

Bilateral symmetry of local inflammatory activation in human carotid atherosclerotic plaques.

Fourth Level Cluster 82 (529)

Theme - Adverse effects of mobile phone radiation, especially oxidative stress

--Leaf Cluster 22 (127)

Theme - Effects of radiofrequency radiation, especially from mobile phones, on rats

Titles

Effects of electromagnetic field produced by mobile phones on the oxidant and antioxidant status of rats.

Nanometer-scale elongation rate fluctuations in the *Myriophyllum aquaticum* (Parrot feather) stem were altered by radio-frequency electromagnetic radiation.

Nanometer-scale elongation rate fluctuations in the *Myriophyllum aquaticum* (Parrot feather) stem were altered by radio-frequency electromagnetic radiation.

The effect of electromagnetic radiation in the mobile phone range on the behaviour of the rat.

Radio frequency electromagnetic radiation (RF-EMR) from GSM (0.9/1.8GHz) mobile phones induces oxidative stress and reduces sperm motility in rats.

The effects of radiofrequency electromagnetic radiation on sperm function.

Effects of folic acid on rat kidney exposed to 900 MHz electromagnetic radiation.

[Experimental justification of possible mechanisms of action of low intensity electromagnetic radiation (EMR) on animals' behavior].

Modulation of mammalian immunity by electromagnetic radiation.

Recent reports of Wi-Fi and mobile phone-induced radiation on oxidative stress and reproductive signaling pathways in females and males.

The radioprotective effects of *Moringa oleifera* against mobile phone electromagnetic radiation-induced infertility in rats.

Protective Effects of Zinc on 2.45 GHz Electromagnetic Radiation-Induced Oxidative Stress and Apoptosis in HEK293 Cells.

Long-term exposure to 4G smartphone radiofrequency electromagnetic radiation diminished male reproductive potential by directly disrupting Spock3-MMP2-BTB axis in the testes of adult rats.

The effect of pulsed electromagnetic radiation from mobile phone on the levels of monoamine neurotransmitters in four different areas of rat brain.

Long-term exposure of 2450MHz electromagnetic radiation induces stress and anxiety like behavior in rats.

The impact of electromagnetic radiation (2.45 GHz, Wi-Fi) on the female reproductive system: The role of vitamin C.

Electromagnetic radiation influence on nonlinear charge and energy transport in biosystems.

900 MHz radiofrequency-induced histopathologic changes and oxidative stress in rat endometrium: protection by vitamins E and C.

Probing the Origins of 1,800 MHz Radio Frequency Electromagnetic Radiation Induced Damage in Mouse Immortalized Germ Cells and Spermatozoa in vitro.

Effects of the exposure to mobile phones on male reproduction: a review of the literature.

Neurobiological effects of microwave exposure: a review focused on morphological findings in experimental animals.

Impact of 2.45 GHz microwave radiation on the testicular inflammatory pathway biomarkers in young rats: The role of gallic acid.

Liver antioxidant stores protect the brain from electromagnetic radiation (900 and 1800 MHz)-induced oxidative stress in rats during pregnancy and the development of offspring.

Effects of electromagnetic radiation from a cellular telephone on epidermal Merkel cells.

Effects of electromagnetic radiation from a cellular telephone on the oxidant and antioxidant levels in rabbits.

Electromagnetic radiation 2450 MHz exposure causes cognition deficit with mitochondrial dysfunction and activation of intrinsic pathway of apoptosis in rats.

Protective effects of beta-glucan against oxidative injury induced by 2.45-GHz electromagnetic radiation in the skin tissue of rats.

[Possible modification of radiation injury using radio frequency electromagnetic radiation].

[Role of phospholipase A2 and epoxygenase in inhibition of respiration burst in neutrophils by low intensity radiation of extremely high frequency].

Effects of acute and chronic exposure to both 900 MHz and 2100 MHz electromagnetic radiation on glutamate receptor signaling pathway.

Behavior and memory evaluation of Wistar rats exposed to 1.8 GHz radiofrequency electromagnetic radiation.

[Biological effects of electromagnetic radiation of extremely high frequencies combined with physiologically active compounds].

Non-ionizing electromagnetic radiation and cancer--is there a relationship?

Benefits and hazards of electromagnetic waves, telecommunication, physical and biomedical: a review.

[Suppression of nonspecific resistance of the body under the effect of extremely high frequency electromagnetic radiation of low intensity].

The impact of exposure of diabetic rats to 900 MHz electromagnetic radiation emitted from mobile phone antenna on hepatic oxidative stress.

Analysis of emotionality and locomotion in radio-frequency electromagnetic radiation exposed rats.

[Effects of extremely high-frequency electromagnetic radiation on the immune system and systemic regulation of homeostasis].

Challenging cell phone impact on reproduction: a review.

Radiofrequency electromagnetic radiation-induced behavioral changes and their possible basis.

Selenium reduces mobile phone (900 MHz)-induced oxidative stress, mitochondrial function, and apoptosis in breast cancer cells.

[Electromagnetic radiations from computer video terminals and their effect on health].

Mobile phone radiation induces reactive oxygen species production and DNA damage in human spermatozoa in vitro.

[FEATURES OF MODIFYING EFFECT OF LOW-INTENSITY ELECTROMAGNETIC RADIATION OF NATURAL AND TECHNOGENIC ORIGIN ON VIABILITY AND FUNCTIONAL STATUS OF NEUTROPHILIC GRANULOCYTES].

Effects of electromagnetic radiation from a cellular phone on human sperm motility: an in vitro study.

[Intracellular regeneration of adrenocorticocytes in response to the prophylactic application of low-intensity electromagnetic radiation under the conditions of radiation (an experimental study)].

Electromagnetic radiation--parameters for risk assessment.

Effect of 1.8 GHz radiofrequency electromagnetic radiation on novel object associative recognition memory in mice.

[Epidemiologic studies of the effect of microwaves (neurophysiologic, hematologic and ophthalmologic aspects)].

[The activity of prooxidant-antioxidant system in loach embryos under the action of microwave radiation].

The effects of electromagnetic radiation (2450 MHz wireless devices) on the heart and blood tissue: role of melatonin.

Immune responses of a wall lizard to whole-body exposure to radiofrequency electromagnetic radiation.

Features of anti-inflammatory effects of modulated extremely high-frequency electromagnetic radiation.

Effect of exposure and withdrawal of 900-MHz-electromagnetic waves on brain, kidney and liver oxidative stress and some biochemical parameters in male rats.

Overproduction of free radical species in embryonal cells exposed to low intensity radiofrequency radiation.

Possible cause for altered spatial cognition of prepubescent rats exposed to chronic radiofrequency electromagnetic radiation.

Polarization: A Key Difference between Man-made and Natural Electromagnetic Fields, in regard to Biological Activity.

Exposure to acute electromagnetic radiation of mobile phone exposure range alters transiently skin homeostasis of a model of pigmented reconstructed epidermis.

Structural and ultrastructural study of rat liver influenced by electromagnetic radiation.

[Effects of low-intensity electromagnetic radiation of extremely high frequency on the animal body within the framework of total low-dose x-ray irradiation].

[Metabolic and ultrastructural adaptation mechanisms during the primary prophylactic action of low-intensity electromagnetic radiation under normal and radiation conditions].

Exposure of tumor-bearing mice to extremely high-frequency electromagnetic radiation modifies the composition of fatty acids in thymocytes and tumor tissue.

The antioxidant effect of Green Tea Mega EGCG against electromagnetic radiation-induced oxidative stress in the hippocampus and striatum of rats.

The chronic effect of pulsed 1800 MHz electromagnetic radiation on amino acid neurotransmitters in three different areas of juvenile and young adult rat brain.

[Decrease in the intensity of the cellular immune response and nonspecific inflammation upon exposure to extremely high frequency electromagnetic radiation].

Electromagnetic radiation at 900 MHz induces sperm apoptosis through bcl-2, bax and caspase-3 signaling pathways in rats.

Model analysis of nonlinear modification of neutrophil calcium homeostasis under the influence of modulated electromagnetic radiation of extremely high frequencies.

Hippocampal lipidome and transcriptome profile alterations triggered by acute exposure of mice to GSM 1800 MHz mobile phone radiation: An exploratory study.

[The specific features of the development of metabolic and regenerative processes under the action of low-intensity electromagnetic radiation in radiation exposure conditions (an experimental study)].

Impact of electromagnetic radiation emitted by monitors on changes in the cellular membrane structure and protective antioxidant effect of vitamin A - In vitro study.

Mobile Phone Radiation: Physiological & Pathophysiological Considerations.

Fatty Acid Content and Tumor Growth Changes in Mice After Exposure to Extremely High-Frequency Electromagnetic Radiation and Consumption of N-3 Fatty Acids.

Disordered redox metabolism of brain cells in rats exposed to low doses of ionizing radiation or UHF electromagnetic radiation.

[Modulated extremely high frequency electromagnetic radiation of low intensity activates or inhibits respiratory burst in neutrophils depending on modulation frequency].

The role of fatty acids in anti-inflammatory effects of low-intensity extremely high-frequency electromagnetic radiation.

[Effect of low intensity pulse-modulated electromagnetic radiation on activity of alkaline phosphatase in blood serum].

The effect of electromagnetic radiation on the rat brain: an experimental study.

[Protective action of electromagnetic radiation (40.68 MHz) on *Saccharomyces cerevisiae* UCM Y-517].

Radiofrequency electromagnetic radiation exposure effects on amygdala morphology, place preference behavior and brain caspase-3 activity in rats.

[Influence of electromagnetic fields on the emotional behaviour of rats].

Testicular apoptosis and histopathological changes induced by a 2.45 GHz electromagnetic field.

[The application of low-intensity electromagnetic radiation under immobilization stress conditions (an experimental study)].

Extremely high-frequency electromagnetic radiation enhances neutrophil response to particulate agonists.

Inhibition by Egb761 of the effect of cellphone radiation on the male reproductive system.

Variations in amino acid neurotransmitters in some brain areas of adult and young male albino rats due to exposure to mobile phone radiation.

[Effect of radio-frequency electromagnetic radiation on physiological features of *Saccharomyces cerevisiae* strain UCM Y-517].

Variations of melatonin and stress hormones under extended shifts and radiofrequency electromagnetic radiation.

[Effect of radiofrequency range electromagnetic radiation on chemoreceptor structure].

Effects of intensive cell phone (Philips Genic 900) use on the rat kidney tissue.

Effects of prenatal and postnatal exposure of Wi-Fi on development of teeth and changes in teeth element concentration in rats. [corrected].

Changes in mitochondrial functioning with electromagnetic radiation of ultra high frequency as revealed by electron paramagnetic resonance methods.

Effect of electromagnetic waves on human reproduction.

Effects of short-duration electromagnetic radiation on early postnatal neurogenesis in rats: Fos and NADPH-d histochemical studies.

[The effect of electromagnetic radiation on the monoamine oxidase A activity in the rat brain].

[Changes in the immune status under the influence of high-frequency electromagnetic radiation].

The effect of low frequency electromagnetic radiation on the morphology of dental and periodontal tissues (experimental investigation).

Structural and ultrastructural study of rat testes influenced by electromagnetic radiation.

[The combined action of drinking mineral water and low-intensity electromagnetic radiation under the immobilization stress conditions (an experimental study)].

Effects of low-intensity ultrahigh frequency electromagnetic radiation on inflammatory processes.

[Effect of Low-Intensity 900 MHz Frequency Electromagnetic Radiation on Rat Brain Enzyme Activities Linked to Energy Metabolism].

Adverse cutaneous effects of ionizing and non-ionizing electromagnetic radiation.

[The influence of electromagnetic radiation of industrial frequency on *Daphnia magna* (Straus)].

Effects of electromagnetic radiation from 3G mobile phone on heart rate, blood pressure and ECG parameters in rats.

[Mechanism of radiobiological effects of low intensity nonionizing electromagnetic radiation].



Transdermal patches loaded with L-cysteine HCL as a strategy for protection from mobile phone emitting electromagnetic radiation hazards.

Effect of delta-rhythm-modulated extremely high frequency electromagnetic radiation on rats.

[Effect of hypokinetic stress and low intensity electromagnetic field of extremely high frequency on changes of cytokine concentration in rat blood].

Non-ionizing electromagnetic radiations, emitted by a cellular phone, modify cutaneous blood flow.

Low frequency electromagnetic waves increase human sperm motility - A pilot study revealing the potent effect of 43 kHz radiation.

Biological effects of electromagnetic fields and radiation.

[Status quo of the researches on the biological effect of electromagnetic radiation on the testis and epididymal sperm].

[Effect of low intensity electromagnetic waves from cell phones on human health].

[Impact of cell phone radiation on male reproduction].

Mobile phones electromagnetic radiation and NAD(+)-dependent isocitrate dehydrogenase as a mitochondrial marker in asthenozoospermia.

Electromagnetic radiation emitted from video computer terminals.

[Effect of low intensity and very high frequency electromagnetic radiation on occupationally exposed personnel].

[Effects of electromagnetic radiation in metropolis environment on teenagers' electrocardiogram and blood cells].

Influence of electromagnetic radiation produced by mobile phone on some biophysical blood properties in rats.

[Influence of light and electromagnetic radiation of Sun on circadian rhythms of the total antioxidant capacity of human saliva in the North].

[Radar radiation damages sperm quality].

[Influence of electromagnetic radiation on toxicity of *Vipera lebetina obtusa* venom].

[On prevention of a combined impact of electromagnetic radiation and climatic/weather factors on worker's organism].

Propagation of electromagnetic radiation in mitochondria?

The effect of low level radiofrequency electromagnetic radiation on the excretion rates of stress hormones in operators during 24-hour shifts.

[Physical factors and stress].

[Effect of weak electromagnetic radiation on learning in the grain beetle *Tenebrio monitor*].

[Disturbances of glucose tolerance in workers exposed to electromagnetic radiation].

--Leaf Cluster 26 (129)

Theme - Oxidative stress effects from mobile phone radiofrequency radiation

Titles

Ginkgo biloba prevents mobile phone-induced oxidative stress in rat brain.

Mobile phone radiation-induced free radical damage in the liver is inhibited by the antioxidants N-acetyl cysteine and epigallocatechin-gallate.

The link between radiofrequencies emitted from wireless technologies and oxidative stress.

The protective effects of N-acetyl-L-cysteine and epigallocatechin-3-gallate on electric field-induced hepatic oxidative stress.

Modulation of wireless (2.45 GHz)-induced oxidative toxicity in laryngotracheal mucosa of rat by melatonin.

Effect of 900 MHz radiofrequency radiation on oxidative stress in rat brain and serum.

The protective effect of caffeic acid phenethyl ester (CAPE) on oxidative stress in rat liver exposed to the 900 MHz electromagnetic field.

Exposure to radiofrequency radiation induces oxidative stress in duckweed *Lemna minor* L.

The prophylactic effect of vitamin C on oxidative stress indexes in rat eyes following exposure to radiofrequency wave generated by a BTS antenna model.

Vitamin C protects rat cerebellum and encephalon from oxidative stress following exposure to radiofrequency wave generated by a BTS antenna model.

Effects of Electromagnetic Radiation Use on Oxidant/Antioxidant Status and DNA Turn-over Enzyme Activities in Erythrocytes and Heart, Kidney, Liver, and Ovary Tissues From Rats: Possible Protective Role of Vitamin C.

Long-term exposure to electromagnetic radiation from mobile phones and Wi-Fi devices decreases plasma prolactin, progesterone, and estrogen levels but increases uterine oxidative stress in pregnant rats and their offspring.

Oxidative stress and prevention of the adaptive response to chronic iron overload in the brain of young adult rats exposed to a 150 kilohertz electromagnetic field.

Effect of 900-, 1800-, and 2100-MHz radiofrequency radiation on DNA and oxidative stress in brain.

Melatonin reduces oxidative stress induced by chronic exposure of microwave radiation from mobile phones in rat brain.

Selenium supplementation ameliorates electromagnetic field-induced oxidative stress in the HEK293 cells.

Therapeutic approaches of melatonin in microwave radiations-induced oxidative stress-mediated toxicity on male fertility pattern of Wistar rats.

Effects of mobile phones on oxidant/antioxidant balance in cornea and lens of rats.

Effects of acute exposure to the radiofrequency fields of cellular phones on plasma lipid peroxide and antioxidant activities in human erythrocytes.

Exposure to static magnetic field of pregnant rats induces hepatic GSH elevation but not oxidative DNA damage in liver and kidney.

Effects of 837 and 1950 MHz radiofrequency radiation exposure alone or combined on oxidative stress in MCF10A cells.

Oxidative stress effects on the central nervous system of rats after acute exposure to ultra high frequency electromagnetic fields.

A cross-sectional study on oxidative stress in workers exposed to extremely low frequency electromagnetic fields.

Effects of melatonin on Wi-Fi-induced oxidative stress in lens of rats.

The effect of melatonin on the liver of rats exposed to microwave radiation.

Oxidative stress-mediated alterations on sperm parameters in male Wistar rats exposed to 3G mobile phone radiation.

Wi-Fi (2.45 GHz)- and mobile phone (900 and 1800 MHz)-induced risks on oxidative stress and elements in kidney and testis of rats during pregnancy and the development of offspring.

Effects of Low-Frequency Electromagnetic Field on Oxidative Stress in Selected Structures of the Central Nervous System.

Effect of low level microwave radiation exposure on cognitive function and oxidative stress in rats.

900 MHz pulse-modulated radiofrequency radiation induces oxidative stress on heart, lung, testis and liver tissues.

Exposure to mobile phone (900-1800 MHz) during pregnancy: tissue oxidative stress after childbirth.

The Effects of Melatonin on Oxidative Stress Parameters and DNA Fragmentation in Testicular Tissue of Rats Exposed to Microwave Radiation.

Exposure to cell phone induce oxidative stress in mice preantral follicles during in vitro cultivation: An experimental study.

[Effect of American Ginseng Capsule on the liver oxidative injury and the Nrf2 protein expression in rats exposed by electromagnetic radiation of frequency of cell phone].

Effects of acute electromagnetic field exposure and movement restraint on antioxidant system in liver, heart, kidney and plasma of Wistar rats: a preliminary report.

Effect of mobile phone exposure on apoptotic glial cells and status of oxidative stress in rat brain.

Effects of third generation mobile phone-emitted electromagnetic radiation on oxidative stress parameters in eye tissue and blood of rats.

Pathological Findings Observed in the Kidneys of Postnatal Male Rats Exposed to the 2100 MHz Electromagnetic Field.

Effects of exposure to 50 Hz electric field at different strengths on oxidative stress and antioxidant enzyme activities in the brain tissue of guinea pigs.

Melatonin modulates 900 Mhz microwave-induced lipid peroxidation changes in rat brain.

Biochemical modifications and neuronal damage in brain of young and adult rats after long-term exposure to mobile phone radiations.

The preventive effect of lotus seedpod procyanidins on cognitive impairment and oxidative damage induced by extremely low frequency electromagnetic field exposure.

900-MHz microwave radiation promotes oxidation in rat brain.

Influence of extremely-low-frequency magnetic field on antioxidative melatonin properties in AT478 murine squamous cell carcinoma culture.

2.45 GHz microwave irradiation-induced oxidative stress affects implantation or pregnancy in mice, *Mus musculus*.

In vitro free radical scavenging activities and effect of synthetic oligosaccharides on antioxidant enzymes and lipid peroxidation in aged mice.

The physiopathological effects of quercetin on oxidative stress in radiation of 4.5 g mobile phone exposed liver tissue of rat.

Assessment of oxidant/antioxidant status in saliva of cell phone users.

Effects of 900-MHz electromagnetic field emitted from cellular phone on brain oxidative stress and some vitamin levels of guinea pigs.

Chronic exposure to 50Hz magnetic fields causes a significant weakening of antioxidant defence systems in aged rat brain.

Effects of static magnetic field and cadmium on oxidative stress and DNA damage in rat cortex brain and hippocampus.

Melatonin protects rat thymus against oxidative stress caused by exposure to microwaves and modulates proliferation/apoptosis of thymocytes.

Oxidative mechanisms of biological activity of low-intensity radiofrequency radiation.

The effects of N-acetylcysteine and epigallocatechin-3-gallate on liver tissue protein oxidation and antioxidant enzyme levels after the exposure to radiofrequency radiation.

Oxidative stress-mediated skin damage in an experimental mobile phone model can be prevented by melatonin.

Long term exposure to cell phone frequencies (900 and 1800 MHz) induces apoptosis, mitochondrial oxidative stress and TRPV1 channel activation in the hippocampus and dorsal root ganglion of rats.

Impacts of exposure to 900 MHz mobile phone radiation on liver function in rats.

Static magnetic field affects oxidative stress in mouse cochlea.

Effects of cell phone radiation on lipid peroxidation, glutathione and nitric oxide levels in mouse brain during epileptic seizure.

The effect of electromagnetic radiation emitted by display screens on cell oxygen metabolism - in vitro studies.

Effects of electromagnetic radiation produced by 3G mobile phones on rat brains: magnetic resonance spectroscopy, biochemical, and histopathological evaluation.

Role of Mitochondria in the Oxidative Stress Induced by Electromagnetic Fields: Focus on Reproductive Systems.

Effect of selenium pre-treatment on plasma antioxidant vitamins A (retinol) and E (alpha-tocopherol) in static magnetic field-exposed rats.

Effect of cell phone use on salivary total protein, enzymes and oxidative stress markers in young adults: a pilot study.

Radiofrequency radiation emitted from Wi-Fi (2.4 GHz) causes impaired insulin secretion and increased oxidative stress in rat pancreatic islets.

[Corrective effects of electromagnetic radiation in a millimeter wavelength range on the parameters of oxidative stress after standard anti-helicobacterial therapy in patients with ulcer disease].

Oxidative effects of extremely low frequency magnetic field and radio frequency radiation on testes tissues of diabetic and healthy rats.

Investigation of the effects of distance from sources on apoptosis, oxidative stress and cytosolic calcium accumulation via TRPV1 channels induced by mobile phones and Wi-Fi in breast cancer cells.

Radiofrequency electromagnetic radiation from cell phone causes defective testicular function in male Wistar rats.

Effect of 950 MHz UHF electromagnetic radiation on biomarkers of oxidative damage, metabolism of UFA and antioxidants in the livers of young rats of different ages.

The influence of microwave radiation from cellular phone on fetal rat brain.

Effects of chronic exposure to 950 MHz ultra-high-frequency electromagnetic radiation on reactive oxygen species metabolism in the right and left cerebral cortex of young rats of different ages.

Effects of radiofrequency electromagnetic wave exposure from cellular phones on the reproductive pattern in male Wistar rats.

Radiations and male fertility.

Electromagnetic radiation (Wi-Fi) and epilepsy induce calcium entry and apoptosis through activation of TRPV1 channel in hippocampus and dorsal root ganglion of rats.

Immunohistopathologic demonstration of deleterious effects on growing rat testes of radiofrequency waves emitted from conventional Wi-Fi devices.

[Effect of electromagnetic field produced by mobile phones on the activity of superoxide dismutase (SOD-1) and the level of malonyldialdehyde (MDA)--in vitro study].

[Effects of extremely low frequency electromagnetic field and its combination with lead on the antioxidant system in mouse].

Mobile phone (1800MHz) radiation impairs female reproduction in mice, *Mus musculus*, through stress induced inhibition of ovarian and uterine activity.

[Interference of vitamin E on the brain tissue damage by electromagnetic radiation of cell phone in pregnant and fetal rats].

Evaluation of genotoxic effects in male Wistar rats following microwave exposure.

1800 MHz mobile phone irradiation induced oxidative and nitrosative stress leads to p53 dependent Bax mediated testicular apoptosis in mice, *Mus musculus*.

The 2100MHz radiofrequency radiation of a 3G-mobile phone and the DNA oxidative damage in brain.

[On the mechanism of cytogenetic effect of electromagnetic radiation: a role of oxidation homeostasis].

Neuroprotective effects of dietary supplement Kang-fu-ling against high-power microwave through antioxidant action.

Effect of extremely low frequency magnetic field on antioxidant activity in plasma and red blood cells in spot welders.

Antioxidants alleviate electric field-induced effects on lung tissue based on assays of heme oxygenase-1, protein carbonyl content, malondialdehyde, nitric oxide, and hydroxyproline.

Cell phone electromagnetic field radiations affect rhizogenesis through impairment of biochemical processes.

GSM base station electromagnetic radiation and oxidative stress in rats.

The Effects of Cell Phone Waves (900 MHz-GSM Band) on Sperm Parameters and Total Antioxidant Capacity in Rats.

Extremely low frequency electromagnetic field reduces oxidative stress during the rehabilitation of post-acute stroke patients.

Evaluation of selected biochemical parameters in the saliva of young males using mobile phones.

Protein oxidation under extremely low frequency electric field in guinea pigs. Effect of N-acetyl-L-cysteine treatment.

Selenium supplementation ameliorates static magnetic field-induced disorders in antioxidant status in rat tissues.

In vitro effects of 50 Hz magnetic fields on oxidatively damaged rabbit red blood cells.

[Protective effect of Liuweidihuang Pills against cellphone electromagnetic radiation-induced histomorphological abnormality, oxidative injury, and cell apoptosis in rat testes].

The impact of electromagnetic radiation of different parameters on platelet oxygen metabolism - in vitro studies.

Melatonin attenuates radiofrequency radiation (900 MHz)-induced oxidative stress, DNA damage and cell cycle arrest in germ cells of male Swiss albino mice.

The effect of 50 hz magnetic field of different shape on oxygen metabolism in blood platelets: in vitro studies.

[Protective effect of melatonin and vitamin E against prooxidative action of iron ions and static magnetic field].

The role of zinc supplementation in the inhibition of tissue damage caused by exposure to electromagnetic field in rat lung and liver tissues.

The influence of 1800 MHz GSM-like signals on hepatic oxidative DNA and lipid damage in nonpregnant, pregnant, and newly born rabbits.

Effect of rosmarinic acid on sertoli cells apoptosis and serum antioxidant levels in rats after exposure to electromagnetic fields.

Effects of electromagnetic radiation exposure on bone mineral density, thyroid, and oxidative stress index in electrical workers.

[Electromagnetic radiation of the terahertz range at the nitric oxide frequency in correction and prophylaxis of functional activity disorders in thrombocytes of white rats under long-term stress].

Wi-Fi is an important threat to human health.

The influence of 1800 MHz GSM-like signals on blood chemistry and oxidative stress in non-pregnant and pregnant rabbits.

[Effect of electromagnetic field produced by mobile phones on the activity of superoxide dismutase (SOD-1)--in vitro researches].

[Effects of nano-selenium on cognition performance of mice exposed in 1800 MHz radiofrequency fields].

Mobile phone usage and male infertility in Wistar rats.

Evidence of oxidative stress in American kestrels exposed to electromagnetic fields.

[Use of terahertz electromagnetic radiation at nitric oxide frequencies for the correction of thyroid functional state during stress].

Correction of microcirculatory disturbances with terahertz electromagnetic radiation at nitric oxide frequencies in albino rats under conditions of acute stress.

The effect of Wi-Fi electromagnetic waves on neuronal response properties in rat barrel cortex.

Electromagnetic wave emitting products and "Kikoh" potentiate human leukocyte functions.

[Influence of 900 MHz frequency electromagnetic radiation on some blood indices].

Effects of electromagnetic waves emitted from 3G+wi-fi modems on human semen analysis.

Reactive oxygen species elevation and recovery in Drosophila bodies and ovaries following short-term and long-term exposure to DECT base EMF.

[PARAMETERS OF SPERMATOGENESIS IN MEN EXPOSED TO DIFFICULT ENVIRONMENTS].

Metal, EMF, and brain energy metabolism.

[Changes in the functional state of rat liver and kidney mitochondria under the effect of electromagnetic fields].

[Effect of low-intensity 900 MHz frequency electromagnetic radiation on rat liver and blood serum enzyme activities].



Ultra-wideband pulses increase nitric oxide production by RAW 264.7 macrophages incubated in nitrate.

[Some regularities of morphological changes in liver tissue exposed to electricity].

Microwave effects on immobilized peroxidase chemiluminescence.

Sympathetic Resonance Technology: scientific foundation and summary of biologic and clinical studies.

Examination of electric field effects on tissues by using back propagation neural network.

A novel method to estimate changes in stress-induced salivary alpha-amylase using heart rate variability and respiratory rate, as measured in a non-contact manner using a single radar attached to the back of a chair.

Effects of new Phoneutria spider toxins on glutamate release and  $[Ca^{2+}]_i$  in rat cortical synaptosomes.

--Leaf Cluster 37 (140)

Theme - Effect of radiofrequency exposure, especially prenatal exposure, on rats

Titles

Maternal exposure to a continuous 900-MHz electromagnetic field provokes neuronal loss and pathological changes in cerebellum of 32-day-old female rat offspring.

The effects of prenatal exposure to a 900-MHz electromagnetic field on the 21-day-old male rat heart.

The effects of exposure to electromagnetic field on rat myocardium.

900 MHz electromagnetic field exposure affects qualitative and quantitative features of hippocampal pyramidal cells in the adult female rat.

The effect of prenatal exposure to 1800 MHz electromagnetic field on calcineurin and bone development in rats.

Exposure to a 900 MHz electromagnetic field for 1 hour a day over 30 days does change the histopathology and biochemistry of the rat testis.

Effects of a unique electromagnetic field system on the fertility of rats.

Protective effects of luteolin on rat testis following exposure to 900 MHz electromagnetic field.

Evaluation of testicular degeneration induced by low-frequency electromagnetic fields.

Maternal mobile phone exposure alters intrinsic electrophysiological properties of CA1 pyramidal neurons in rat offspring.

Electromagnetic fields promote severe and unique vascular calcification in an animal model of ectopic calcification.

Effects of exposure to electromagnetic field (1.8/0.9 GHz) on testicular function and structure in growing rats.

The effects of prenatal long-duration exposure to 900-MHz electromagnetic field on the 21-day-old newborn male rat liver.

Common behaviors alterations after extremely low-frequency electromagnetic field exposure in rat animal model.

Pathological effects of prenatal exposure to a 900 MHz electromagnetic field on the 21-day-old male rat kidney.

Deleterious impacts of a 900-MHz electromagnetic field on hippocampal pyramidal neurons of 8-week-old Sprague Dawley male rats.

Pernicious effects of long-term, continuous 900-MHz electromagnetic field throughout adolescence on hippocampus morphology, biochemistry and pyramidal neuron numbers in 60-day-old Sprague Dawley male rats.

The effect of exposure of rats during prenatal period to radiation spreading from mobile phones on renal development.

Effects of extremely low frequency electromagnetic fields (100 $\mu$ T) on behaviors in rats.

Biological and morphological effects on the reproductive organ of rats after exposure to electromagnetic field.

An evaluation of the effects of long-term cell phone use on the testes via light and electron microscope analysis.

Effects of 900-MHz electromagnetic fields exposure throughout middle/late adolescence on the kidney morphology and biochemistry of the female rat.

Effects of electromagnetic field (1.8/0.9 GHz) exposure on growth plate in growing rats.

Effects of low-intensity electromagnetic fields on behavioral activity of rats.

Anxiety-like behavioural effects of extremely low-frequency electromagnetic field in rats.

Biochemical and pathological changes in the male rat kidney and bladder following exposure to continuous 900-MHz electromagnetic field on postnatal days 22-59.

The effects of an electromagnetic field on the boundary tissue of the seminiferous tubules of the rat: A light and transmission electron microscope study.

The effect of prenatal exposure to 900-MHz electromagnetic field on the 21-old-day rat testicle.

Testicular development evaluation in rats exposed to 60 Hz and 1 mT electromagnetic field.

Effect of electromagnetic irradiation produced by 3G mobile phone on male rat reproductive system in a simulated scenario.

Lasting hepatotoxic effects of prenatal mobile phone exposure.

Nonthermal effects of lifelong high-frequency electromagnetic field exposure on social memory performance in rats.

Effects of prenatal 900 MHz electromagnetic field exposures on the histology of rat kidney.

Neuroprotective effects of melatonin and omega-3 on hippocampal cells prenatally exposed to 900 MHz electromagnetic fields.

Microwave exposure affecting reproductive system in male rats.

Morphological and antioxidant impairments in the spinal cord of male offspring rats following exposure to a continuous 900MHz electromagnetic field during early and mid-adolescence.

Whole-body microwave exposure emitted by cellular phones and testicular function of rats.

Purkinje cell number decreases in the adult female rat cerebellum following exposure to 900 MHz electromagnetic field.

Effect of electromagnetic waves from mobile phone on immune status of male rats: possible protective role of vitamin D.

Changes in antioxidant capacity of blood due to mutual action of electromagnetic field (1800 MHz) and opioid drug (tramadol) in animal model of persistent inflammatory state.

Evaluation of hormonal change, biochemical parameters, and histopathological status of uterus in rats exposed to 50-Hz electromagnetic field.

Stress-related endocrinological and psychopathological effects of short- and long-term 50Hz electromagnetic field exposure in rats.

Impact of microwave at X-band in the aetiology of male infertility.

The effect on rat thymocytes of the simultaneous in vivo exposure to 50-Hz electric and magnetic field and to continuous light.

Effects on rat testis of 1.95-GHz W-CDMA for IMT-2000 cellular phones.

Disruption of the ovarian follicle reservoir of prepubertal rats following prenatal exposure to a continuous 900-MHz electromagnetic field.

Influence of electromagnetic field (1800 MHz) on lipid peroxidation in brain, blood, liver and kidney in rats.

[Effect of Guilingji Capsule on the fertility, liver functions, and serum LDH of male SD rats exposed by 900 mhz cell phone].

Zinc supplementation ameliorates electromagnetic field-induced lipid peroxidation in the rat brain.

A histopathological and biochemical evaluation of oxidative injury in the sciatic nerves of male rats exposed to a continuous 900-megahertz electromagnetic field throughout all periods of adolescence.

Effects of short-term exposure to powerline-frequency electromagnetic field on the electrical activity of the heart.

Altered operant behavior of adult rats after perinatal exposure to a 60-Hz electromagnetic field.

[Autoimmune processes after long-term low-level exposure to electromagnetic fields (the results of an experiment). Part 5. Impact of the blood serum from rats exposed to low-level electromagnetic fields on pregnancy, foetus and offspring development of intact female rats].

The effects of long-term exposure to a 2450 MHz electromagnetic field on growth and pubertal development in female Wistar rats.

Effects of mobile phone radiation on serum testosterone in Wistar albino rats.

Effects of exposure to 2100MHz GSM-like radiofrequency electromagnetic field on auditory system of rats.

Maternal mobile phone exposure adversely affects the electrophysiological properties of Purkinje neurons in rat offspring.

[Female genital toxicities of high-frequency electromagnetic field on rats].

Effects of exposure to electromagnetic field from mobile phone on serum hepcidin and iron status in male albino rats.

[State of the reproductive system in male rats of 1st generation obtained from irradiated parents and exposed to electromagnetic radiation (897 MHz) during embryogenesis and postnatal development].

The effects of microwave emitted by cellular phones on ovarian follicles in rats.

Effects of prenatal exposure to a 900 MHz electromagnetic field on the dentate gyrus of rats: a stereological and histopathological study.

Effect of Modified Wuzi Yanzong Pill ( ) on Tip60-Mediated Apoptosis in Testis of Male Rats after Microwave Radiation.

Influence of electromagnetic fields on reproductive system of male rats.

Effect of 910-MHz electromagnetic field on rat bone marrow.

Effects of electromagnetic radiation exposure on stress-related behaviors and stress hormones in male wistar rats.

Chronic prenatal exposure to the 900 megahertz electromagnetic field induces pyramidal cell loss in the hippocampus of newborn rats.

Effect of short duration electromagnetic field exposures on rat mass.

Hypospermatogenesis and spermatozoa maturation arrest in rats induced by mobile phone radiation.

[The delayed effects of modulated and non-modulated electromagnetic field on epileptiform activity in rats].

Effect of extremely low frequency electromagnetic field on brain histopathology of Caspian Sea Cyprinus carpio.

Effects of chronic exposure to electromagnetic waves on the auditory system.

Influence of a 60 Hz, 3 microT, electromagnetic field on the somatic maturation of wistar rat offspring fed a regional basic diet during pregnancy.

The effect of extremely low-frequency electromagnetic fields on skin and thyroid amine- and peptide-containing cells in rats: an immunohistochemical and morphometrical study.

Effects of the electromagnetic field, 60 Hz, 3 microT, on the hormonal and metabolic regulation of undernourished pregnant rats.

[Early and Delayed Effects of Radio Frequency Electromagnetic Fields on the Reproductive Function and Functional Status of the Offspring of Experimental Animals].

The effects of electromagnetic waves emitted by the cell phones on the testicular tissue.

2.1 GHz electromagnetic field does not change contractility and intracellular Ca<sup>2+</sup> transients but decreases beta-adrenergic responsiveness through nitric oxide signaling in rat ventricular myocytes.

The influence of electromagnetic radiation generated by a mobile phone on the skeletal system of rats.

Inhibitory effects of low doses of melatonin on induction of preneoplastic liver lesions in a medium-term liver bioassay in F344 rats: relation to the influence of electromagnetic near field exposure.

Effects of cellular phone emissions on sperm motility in rats.

[The physiological mechanisms of the regulation of zoosocial behavior in rats exposed to low-frequency electromagnetic fields].

The therapeutic effect of a pulsed electromagnetic field on the reproductive patterns of male Wistar rats exposed to a 2.45-GHz microwave field.

Postnatal development and behavior effects of in-utero exposure of rats to radiofrequency waves emitted from conventional WiFi devices.

Effects of prenatal exposure to WIFI signal (2.45GHz) on postnatal development and behavior in rat: Influence of maternal restraint.

Effect of Electromagnetic Waves from Mobile Phones on Spermatogenesis in the Era of 4G-LTE.

Exposure to radio-frequency electromagnetic waves alters acetylcholinesterase gene expression, exploratory and motor coordination-linked behaviour in male rats.

Post-continuous whole body exposure of rabbits to 650 MHz electromagnetic fields: effects on liver, spleen, and brain.

Effect of low-intensity extremely high frequency radiation on reproductive function in wistar rats.

[The neurotropic effects of low-intensity electromagnetic waves in rats with different typological characteristics of higher nervous activity].

[The progeny of male rats subjected to chronic exposure to a permanent magnetic field].

The influence of electric field exposure on bone growth and fracture repair in rats.

Effects of pulsed and sinusoidal electromagnetic fields on MMP-2, MMP-9, collagen type IV and E-cadherin expression levels in the rat kidney: an immunohistochemical study.

[Study on effects of bioelectric parameters of rats in electromagnetic radiation of HV transmission line].

Effect of chronic exposure to cellular telephone electromagnetic fields on hearing in rats.

[Bioeffects of chronic exposure to radiofrequency electromagnetic fields of low intensity (standardization strategy)].

[cts of prenatal exposure of 850-1900MHz mobile phone on the expression of PCNA and DCX in dentate gyrus of offspring rats].

Short-Term Exposure to Electromagnetic Fields Generated by Mobile Phone Jammers Decreases the Fasting Blood Sugar in Adult Male Rats.

Learning ability of young rats is unaffected by repeated exposure to a static electromagnetic field in early life.

Effects of exposure to electromagnetic field radiation (EMFR) generated by activated mobile phones on fasting blood glucose.

Histological characteristics of cutaneous and thyroid mast cell populations in male rats exposed to power-frequency electromagnetic fields.

Neural and behavioral teratological evaluation of rats exposed to ultra-wideband electromagnetic fields.

Effect of 50-Hz electromagnetic field on the retention of toxic radionuclides in rat tissues.

Influence of electromagnetic fields on bone mass and growth in developing rats: a morphometric, densitometric, and histomorphometric study.

[Cellphone electromagnetic radiation damages the testicular ultrastructure of male rats].

Effect of the pulsed electromagnetic field on the release of inflammatory mediators from adipose-derived stem cells (ADSCs) in rats.

Prevention of mobile phone induced skin tissue changes by melatonin in rat: an experimental study.

[The effects of extremely low frequency electromagnetic field exposure on the pH of the adult male semen and the motricity parameters of spermatozoa in vitro].

Congenital anomalies in the offspring of rats after exposure of the testis to an electrostatic field.

Effect of a 1800 MHz electromagnetic field emitted during embryogenesis on chick development and hatchability.

[Systemic effects of the interaction of an organism and microwaves].

Prenatal exposure to non-ionizing radiation: effects of WiFi signals on pregnancy outcome, peripheral B-cell compartment and antibody production.

[Morphological structure of rat epiphysis exposed to electromagnetic radiation from communication devices].

The effects of microwave frequency electromagnetic fields on the development of *Drosophila melanogaster*.

Effects of low level electromagnetic field exposure at 2.45 GHz on rat cornea.

[Reaction of Reproductive System and Epididymal Spermatozoa .of Rats to Electromagnetic Radiation from Mobile Phone (1745 MHz) of Various Duration].

Excretion and tissue distribution of selenium following treatment of male F344 rats with benzylselenocyanate or sodium selenite.

[Immunomorphologic changes in the testes upon exposure to a microwave electromagnetic field].

Effects of 900 MHz electromagnetic field emitted by cellular phones on electrocardiograms of guinea pigs.

Effect of whole-body exposure to high-frequency electromagnetic field on the brain electrogeny in neurodefective and healthy mice.

Effect of Electromagnetic Wave on Bone Healing in Fixed and Unfixed Conditions.

Some immunological responses of common carp (*Cyprinus carpio*) fingerling to acute extremely low-frequency electromagnetic fields (50 Hz).

Effects of 60 Hz electromagnetic fields on early growth in three plant species and a replication of previous results.

Influence of 400, 900, and 1900 MHz electromagnetic fields on *Lemna minor* growth and peroxidase activity.

[Effect of fluctuating electromagnetic fields on the processes of growth and blastomogenesis].

Effects of broad band electromagnetic fields on HSP70 expression and ischemia-reperfusion in rat hearts.

[The effect of electromagnetic radiation in the millimeter range on the development of disorders in the liver induced by ether anesthesia (experimental research)].

Cell Phone Radiation Effect on Bone-to-Implant Osseointegration: A Preliminary Histologic Evaluation in Rabbits.

The Effects of Electromagnetic Fields Generated from 1800 MHz Cell Phones on Erythrocyte Rheological Parameters and Zinc Level in Rats.

[The biological activity of a decameter-range electromagnetic field with a frequency of 24 MHz].

[Effect of discontinuous short-wave electromagnetic field irradiation on the state of the endocrine glands].

Effects of microwaves (950 MHz mobile phone) on morphometric and apoptotic changes of rabbit epididymis.

Effect of high frequency electromagnetic wave stimulation on muscle injury in a rat model.

[Response to electricity in the muscles of rat's jaw].

Hematological and toxicogenomic effects of ferromagnetic screening of natural electromagnetic fields.

The effects of 910-MHz electromagnetic field on rat cranial arachnoid and dura mater collagen. The axial periodicity of collagen fibrils.

Effect of electromagnetic radiation modulated by biostructures on the course of alloxan-induced diabetes mellitus in rats.

[The interaction of changes in the genitalia in the pathogenesis of sterility in men].

[Evaluation of magnesium, zinc, copper and calcium levels in workers exposed to organic solvents, hydrogen cyanide and harmful physical factors].

Induction of macrophage migration inhibitory factor precedes the onset of acute tonsillitis.

--Leaf Cluster 38 (133)



Theme - Effect of radiofrequency radiation on rat brain

Titles

Effects of early-onset radiofrequency electromagnetic field exposure (GSM 900 MHz) on behavior and memory in rats.

Mobile phone radiation and the developing brain: behavioral and morphological effects in juvenile rats.

GFAP expression in the rat brain following sub-chronic exposure to a 900 MHz electromagnetic field signal.

Blood-brain barrier permeability and nerve cell damage in rat brain 14 and 28 days after exposure to microwaves from GSM mobile phones.

Effect of a chronic GSM 900 MHz exposure on glia in the rat brain.

Effect of mobile telephony on blood-brain barrier permeability in the fetal mouse brain.

Biochemical and histological studies on adverse effects of mobile phone radiation on rat's brain.

Blood-brain barrier and electromagnetic fields: effects of scopolamine methylbromide on working memory after whole-body exposure to 2.45 GHz microwaves in rats.

Effects of GSM modulated radio-frequency electromagnetic radiation on permeability of blood-brain barrier in male & female rats.

Effect of 900 MHz radio frequency radiation on beta amyloid protein, protein carbonyl, and malondialdehyde in the brain.

Histopathological examinations of rat brains after long-term exposure to GSM-900 mobile phone radiation.

Effects of GSM and UMTS mobile telephony signals on neuron degeneration and blood-brain barrier permeation in the rat brain.

Cognitive impairment in rats after long-term exposure to GSM-900 mobile phone radiation.

Genotoxic potential of 1.6 GHz wireless communication signal: in vivo two-year bioassay.

One-year, simultaneous combined exposure of CDMA and WCDMA radiofrequency electromagnetic fields to rats.

A confirmation study of Russian and Ukrainian data on effects of 2450 MHz microwave exposure on immunological processes and teratology in rats.

Long term and excessive use of 900 MHz radiofrequency radiation alter microRNA expression in brain.

Radio frequency radiation effects on protein kinase C activity in rats' brain.

Confirmation studies of Soviet research on immunological effects of microwaves: Russian immunology results.

Long-term effects of 900 MHz radiofrequency radiation emitted from mobile phone on testicular tissue and epididymal semen quality.

Nerve cell damage in mammalian brain after exposure to microwaves from GSM mobile phones.

Biological and morphological effects on the brain after exposure of rats to a 1439 MHz TDMA field.

Report of final results regarding brain and heart tumors in Sprague-Dawley rats exposed from prenatal life until natural death to mobile phone radiofrequency field representative of a 1.8GHz GSM base station environmental emission.

8-Oxo-7, 8-dihydro-2'-deoxyguanosine as a biomarker of DNA damage by mobile phone radiation.

Glial markers and emotional memory in rats following acute cerebral radiofrequency exposures.

Histological and cytological examination of rat reproductive tissue after short-time intermittent radiofrequency exposure.

Acute exposure to GSM 900-MHz electromagnetic fields induces glial reactivity and biochemical modifications in the rat brain.

[Autoimmune processes after long-term low-level exposure to electromagnetic fields (the results of an experiment). Part 3. The effect of the long-term non-thermal RF EMF exposure on complement-fixation antibodies against homogenous tissue].

Effects of 2.4 GHz radiofrequency radiation emitted from Wi-Fi equipment on microRNA expression in brain tissue.

Blood-brain barrier disruption by continuous-wave radio frequency radiation.

Effect of long-term (2 years) exposure of mouse brains to global system for mobile communication (GSM) radiofrequency fields on astrocytic immunoreactivity.

Effect of long-term mobile communication microwave exposure on vascular permeability in mouse brain.

The effects of pulsed 860 MHz radiofrequency radiation on the promotion of neurogenic tumors in rats.

Micronucleus frequency in erythrocytes of mice after long-term exposure to radiofrequency radiation.

Fifty-gigahertz microwave exposure effect of radiations on rat brain.

The effect of chronic exposure to 835.62 MHz FDMA or 847.74 MHz CDMA radiofrequency radiation on the incidence of spontaneous tumors in rats.

Effect of an acute 900MHz GSM exposure on glia in the rat brain: a time-dependent study.

Does prolonged radiofrequency radiation emitted from Wi-Fi devices induce DNA damage in various tissues of rats?

The effect of radiofrequency radiation generated by a Global System for Mobile Communications source on cochlear development in a rat model.

Mutagenic response of 2.45 GHz radiation exposure on rat brain.

Effect of GSM-900 and -1800 signals on the skin of hairless rats. I: 2-hour acute exposures.

Long-term study of 435 MHz radio-frequency radiation on blood-borne end points in cannulated rats. Part II: methods, results, and summary.

Exposure to GSM 900 MHz electromagnetic fields affects cerebral cytochrome c oxidase activity.

GSM and DCS wireless communication signals: combined chronic toxicity/carcinogenicity study in the Wistar rat.

Evidence for mobile phone radiation exposure effects on reproductive pattern of male rats: role of ROS.

Microglial activation as a measure of stress in mouse brains exposed acutely (60 minutes) and long-term (2 years) to mobile telephone radiofrequency fields.

DNA damage in rat brain cells after in vivo exposure to 2450 MHz electromagnetic radiation and various methods of euthanasia.

Commentary on the utility of the National Toxicology Program study on cell phone radiofrequency radiation data for assessing human health risks despite unfounded criticisms aimed at minimizing the findings of adverse health effects.

Effect of in utero wi-fi exposure on the pre- and postnatal development of rats.

Cerebral radiofrequency exposures during adolescence: Impact on astrocytes and brain functions in healthy and pathologic rat models.

The effect of 2100 MHz radiofrequency radiation of a 3G mobile phone on the parotid gland of rats.

Expression of the water channel protein, aquaporin-4, in mouse brains exposed to mobile telephone radiofrequency fields.

Effects of mobile phone radiation (900 MHz radiofrequency) on structure and functions of rat brain.

Effects of 900 MHz radiofrequency on corticosterone, emotional memory and neuroinflammation in middle-aged rats.

Circadian rhythmicity of antioxidant markers in rats exposed to 1.8 GHz radiofrequency fields.

[Effects of electromagnetic pulse on blood-brain barrier permeability and tight junction proteins in rats].

Effects of head-only exposure of rats to GSM-900 on blood-brain barrier permeability and neuronal degeneration.

Effects of 900 MHz radiofrequency radiation on skin hydroxyproline contents.

Effects of gestational exposure to 1.95-GHz W-CDMA signals for IMT-2000 cellular phones: Lack of embryotoxicity and teratogenicity in rats.

In utero and early-life exposure of rats to a Wi-Fi signal: screening of immune markers in sera and gestational outcome.

The effect of radiofrequency radiation on DNA and lipid damage in female and male infant rabbits.

Effect of global system for mobile communication (gsm)-like radiofrequency fields on vascular permeability in mouse brain.

Does head-only exposure to GSM-900 electromagnetic fields affect the performance of rats in spatial learning tasks?

The effects of mobile phones on apoptosis in cerebral tissue: an experimental study on rats.

Survival and cancer in laboratory mammals exposed to radiofrequency energy.

The effects of simultaneous combined exposure to CDMA and WCDMA electromagnetic fields on rat testicular function.

Teratogenic effects of 27.12 MHz radiofrequency radiation in rats.

The effects of 860 MHz radiofrequency radiation on the induction or promotion of brain tumors and other neoplasms in rats.

Effect of long-term exposure of 2.4 GHz radiofrequency radiation emitted from Wi-Fi equipment on testes functions.

Effects of continuous low-level exposure to radiofrequency radiation on intrauterine development in rats.

Electromagnetic fields and the blood-brain barrier.

Effects of 20-MHz radiofrequency radiation on rat hematology, splenic function, and serum chemistry.

Effects of GSM-like radiofrequency irradiation during the oogenesis and spermiogenesis of *Xenopus laevis*.

Effects of mobile phone electromagnetic fields at nonthermal SAR values on melatonin and body weight of Djungarian hamsters (*Phodopus sungorus*).

Expression of the immediate early gene, c-fos, in fetal brain after whole of gestation exposure of pregnant mice to global system for mobile communication microwaves.

Electromagnetic field effect or simply stress? Effects of UMTS exposure on hippocampal longterm plasticity in the context of procedure related hormone release.

Effect of GSM-900 and -1800 signals on the skin of hairless rats. II: 12-week chronic exposures.

Exposure to cell phone radiofrequency changes corticotrophin hormone levels and histology of the brain and adrenal glands in male Wistar rat.

Neurodegenerative changes and apoptosis induced by intrauterine and extrauterine exposure of radiofrequency radiation.

Rat fertility and embryo fetal development: influence of exposure to the Wi-Fi signal.

Effects of prenatal and postnatal exposure to GSM-like radiofrequency on blood chemistry and oxidative stress in infant rabbits, an experimental study.

Heat shock protein induction in fetal mouse brain as a measure of stress after whole of gestation exposure to mobile telephony radiofrequency fields.

Micronucleus induction after whole-body microwave irradiation of rats.

Effects of GSM-Frequency Electromagnetic Radiation on Some Physiological and Biochemical Parameters in Rats.

Effects of simultaneous combined exposure to CDMA and WCDMA electromagnetic fields on serum hormone levels in rats.

The differential effects of 200, 591, and 2,450 MHz radiation on rat brain energy metabolism.

RAPD Profiling, DNA Fragmentation, and Histomorphometric Examination in Brains of Wistar Rats Exposed to Indoor 2.5 Ghz Wi-Fi Devices Radiation.

[Autoimmune processes after long-term low-level exposure to electromagnetic fields (the results of an experiment). Part 4. Manifestation of oxidative intracellular stress-reaction after long-term non-thermal EMF exposure of rats].

Exposure to an 890-MHz mobile phone-like signal and serum levels of S100B and transthyretin in volunteers.

Effects of electromagnetic radiation on spatial memory and synapses in rat hippocampal CA1.

Developmental toxicity interactions of salicylic acid and radiofrequency radiation or 2-methoxyethanol in rats.

The effect of radiofrequency radiation on DNA and lipid damage in non-pregnant and pregnant rabbits and their newborns.

Effect of Short-term 900 MHz low level electromagnetic radiation exposure on blood serotonin and glutamate levels.

Effect of electromagnetic pulse exposure on brain micro vascular permeability in rats.

Alteration of adaptive behaviors of progeny after maternal mobile phone exposure.

Survivability and long-term stress reactivity levels following repeated exposure to nuclear magnetic resonance imaging procedures in rats.

[Autoimmune processes after long-term low-level exposure to electromagnetic fields (the results of an experiment). Part 2. General scheme and conditions of the experiment. Development of RF exposure conditions complying with experimental tasks. Animal's status during the long-term exposure].

Multigenerational effects of whole body exposure to 2.14 GHz W-CDMA cellular phone signals on brain function in rats.

Detrimental effect of electromagnetic pulse exposure on permeability of in vitro blood-brain-barrier model.

Effects of exposure to electromagnetic field from 915 MHz radiofrequency identification system on circulating blood cells in the healthy adult rat.

[Effects of 2000  $\mu\text{W}/\text{cm}^2$ ; electromagnetic radiation on expression of immunoreactive protein and mRNA of NMDA receptor 2A subunit in rats hippocampus].

Effects of 1800-MHz radiofrequency fields on circadian rhythm of plasma melatonin and testosterone in male rats.

Effects of exposure of the ear to GSM microwaves: in vivo and in vitro experimental studies.

Age-Related Modulations of AQP4 and Caveolin-1 in the Hippocampus Predispose the Toxic Effect of Phoneutria nigriventer Spider Venom.

GSM radiation triggers seizures and increases cerebral c-Fos positivity in rats pretreated with subconvulsive doses of picrotoxin.

[Studies on the injury effects of hippocampus induced by high power microwave radiation in rat].

GSM-like radiofrequency exposure induces apoptosis via caspase-dependent pathway in infant rabbits.

Exposure to GSM 900-MHz mobile radiation impaired inhibitory avoidance memory consolidation in rat: Involvements of opioidergic and nitrenergic systems.

Electromagnetic pulse exposure induces overexpression of beta amyloid protein in rats.

Effects of intrauterine and extrauterine exposure to GSM-like radiofrequency on distortion product otoacoustic emissions in infant male rabbits.

Effects of whole-body exposure to 915 MHz RFID on secretory functions of the thyroid system in rats.

[The assessment of modulated radiofrequency electromagnetic radiation on cognitive function in rats of different ages].

Life-Time Dosimetric Assessment for Mice and Rats Exposed in Reverberation Chambers of the 2-Year NTP Cancer Bioassay Study on Cell Phone Radiation.

Exposure setup to study potential adverse effects at GSM 1800 and UMTS frequencies on the auditory systems of rats.

The effects of 2100-MHz radiofrequency radiation on nasal mucosa and mucociliary clearance in rats.

[A comparative histochemical study of cytochrome oxidase activity in the somatosensory and auditory brain centers in the normal rat and after exposure to superhigh-frequency electromagnetic fields].

Estimates of absorption of radiofrequency radiation by the embryo and fetus during pregnancy.

MRI gradient fields increase brain mannitol space.

The identification of an intensity 'window' on the bioeffects of mobile telephony radiation.

Effects of 7 Hz-modulated 450 MHz electromagnetic radiation on human performance in visual memory tasks.

Dataset on significant role of Candesartan on cognitive functions in rats having memory impairment induced by electromagnetic waves.

Effects of electromagnetic radiation on morphology and TGF-beta3 expression in mouse testicular tissue.

Effects of radiofrequency exposure on the GABAergic system in the rat cerebellum: clues from semi-quantitative immunohistochemistry.

Metabolomic study of urinary polyamines in rat exposed to 915 MHz radiofrequency identification signal.

An international project to confirm Soviet-era results on immunological and teratological effects of RF field exposure in Wistar rats and comments on Grigoriev et al. [2010].

Radiotelemetry and wildlife: Highlighting a gap in the knowledge on radiofrequency radiation effects.

Non-thermal continuous and modulated electromagnetic radiation fields effects on sleep EEG of rats.

The Radiofrequency Radiation Dosimetry Handbook: reminiscences.

Effects of acute exposure to ultrahigh radiofrequency radiation on three antenna engineers.

Bioeffects of mobile telephony radiation in relation to its intensity or distance from the antenna.

Mediastinal fibrosis and radiofrequency radiation exposure: is there an association?

Effects of GSM-like radiofrequency on distortion product otoacoustic emissions in pregnant adult rabbits.

[The biological action of physical factors in the critical periods of embryogenesis].

Fourth Level Cluster 84 (692)

Theme - Genotoxic effects of radiofrequency radiation

--Leaf Cluster 20 (126)

Theme - DNA damage after microwave radiation

Titles

Evaluation of basal DNA damage and oxidative stress in Wistar rat leukocytes after exposure to microwave radiation.

The effect of electromagnetic field exposure on the formation of DNA single strand breaks in human cells.

Measurement of DNA damage after exposure to 2450 MHz electromagnetic radiation.

Human fibroblasts and 900 MHz radiofrequency radiation: evaluation of DNA damage after exposure and co-exposure to 3-chloro-4-(dichloromethyl)-5-hydroxy-2(5h)-furanone (MX).

Electromagnetic noise inhibits radiofrequency radiation-induced DNA damage and reactive oxygen species increase in human lens epithelial cells.

Influence of 1.8-GHz (GSM) radiofrequency radiation (RFR) on DNA damage and repair induced by X-rays in human leukocytes in vitro.

DNA Damage of Lymphocytes in Volunteers after 4 hours Use of Mobile Phone.

Studying the synergistic damage effects induced by 1.8 GHz radiofrequency field radiation (RFR) with four chemical mutagens on human lymphocyte DNA using comet assay in vitro.

Effect of superposed electromagnetic noise on DNA damage of lens epithelial cells induced by microwave radiation.

[DNA damage and repair induced by acute exposure of microwave from mobile phone on cultured human lens epithelial cells].



Intermittent extremely low frequency electromagnetic fields cause DNA damage in a dose-dependent way.

50-Hertz electromagnetic fields induce gammaH2AX foci formation in mouse preimplantation embryos in vitro.

Measurement of DNA damage after acute exposure to pulsed-wave 2450 MHz microwaves in rat brain cells by two alkaline comet assay methods.

Single- and double-strand DNA breaks in rat brain cells after acute exposure to radiofrequency electromagnetic radiation.

Exposure to 1800 MHz radiofrequency electromagnetic radiation induces oxidative DNA base damage in a mouse spermatocyte-derived cell line.

Measurements of alkali-labile DNA damage and protein-DNA crosslinks after 2450 MHz microwave and low-dose gamma irradiation in vitro.

Electromagnetic fields and the induction of DNA strand breaks.

Age-related effects on induction of DNA strand breaks by intermittent exposure to electromagnetic fields.

[Influence of 1.8 GHz microwave on DNA damage induced by ultraviolet C ray].

Non-thermal DNA breakage by mobile-phone radiation (1800 MHz) in human fibroblasts and in transformed GFSH-R17 rat granulosa cells in vitro.

DNA and chromosomal damage in response to intermittent extremely low-frequency magnetic fields.

The toxic effects of mobile phone radiofrequency (940 MHz) on the structure of calf thymus DNA.

Melatonin and a spin-trap compound block radiofrequency electromagnetic radiation-induced DNA strand breaks in rat brain cells.

Effects of in vitro exposure to power frequency magnetic fields on UV-induced DNA damage of rat lymphocytes.

Evaluating the combinative effects on human lymphocyte DNA damage induced by ultraviolet ray C plus 1.8 GHz microwaves using comet assay in vitro.

[Influence of 1.8 GHz microwave on DNA damage induced by 4 chemical mutagens].

Induction of DNA strand breaks by intermittent exposure to extremely-low-frequency electromagnetic fields in human diploid fibroblasts.

60 Hz magnetic field exposure induces DNA crosslinks in rat brain cells.

Combined effects of 872 MHz radiofrequency radiation and ferrous chloride on reactive oxygen species production and DNA damage in human SH-SY5Y neuroblastoma cells.

8-oxoG DNA glycosylase-1 inhibition sensitizes Neuro-2a cells to oxidative DNA base damage induced by 900 MHz radiofrequency electromagnetic radiation.

Evaluation of the genotoxicity of cell phone radiofrequency radiation in male and female rats and mice following subchronic exposure.

Radioprotective effects of honeybee venom (*Apis mellifera*) against 915-MHz microwave radiation-induced DNA damage in wistar rat lymphocytes: in vitro study.

Assessment of DNA sensitivity in peripheral blood leukocytes after occupational exposure to microwave radiation: the alkaline comet assay and chromatid breakage assay.

Assessment of genetic damage in peripheral blood of human volunteers exposed (whole-body) to a 200  $\mu$ T, 60 Hz magnetic field.

Acute exposure to a 60 Hz magnetic field increases DNA strand breaks in rat brain cells.

Influence of a static magnetic field (250 mT) on the antioxidant response and DNA integrity in THP1 cells.

Investigation of co-genotoxic effects of radiofrequency electromagnetic fields in vivo.

Evaluation of genotoxic effects in human leukocytes after in vitro exposure to 1950 MHz UMTS radiofrequency field.

Adaptive response in mouse bone-marrow stromal cells exposed to 900-MHz radiofrequency fields: Gamma-radiation-induced DNA strand breaks and repair.

Short-term exposure to 50 Hz ELF-EMF alters the cisplatin-induced oxidative response in AT478 murine squamous cell carcinoma cells.

Measurement of DNA damage and apoptosis in Molt-4 cells after in vitro exposure to radiofrequency radiation.

Electromagnetic fields and health: DNA-based dosimetry.

Combinative exposure effect of radio frequency signals from CDMA mobile phones and aphidicolin on DNA integrity.

Magnetic-field-induced DNA strand breaks in brain cells of the rat.

Genotoxicity of radiofrequency signals. I. Investigation of DNA damage and micronuclei induction in cultured human blood cells.

DNA repair after gamma irradiation in lymphocytes exposed to low-frequency pulsed electromagnetic fields.

Epinephrine, DNA integrity and oxidative stress in workers exposed to extremely low-frequency electromagnetic fields (ELF-EMFs) at 132 kV substations.

Measurement of DNA damage after exposure to electromagnetic radiation in the cellular phone communication frequency band (835.62 and 847.74 MHz).

Effect of Radiofrequency Radiation on Human Hematopoietic Stem Cells.

Mobile phone signal exposure triggers a hormesis-like effect in *Atm*(+/+) and *Atm*(-/-) mouse embryonic fibroblasts.

Evaluation of genotoxic effects in human fibroblasts after intermittent exposure to 50 Hz electromagnetic fields: a confirmatory study.

Single strand DNA breaks in rat brain cells exposed to microwave radiation.

DNA damage, cell kinetics and ODC activities studied in CBA mice exposed to electromagnetic fields generated by transmission lines.

Acute low-intensity microwave exposure increases DNA single-strand breaks in rat brain cells.

The effect of electromagnetic field exposure on the formation of DNA lesions.

Single-strand DNA breaks in human hair root cells exposed to mobile phone radiation.

Sensitivity of spiral ganglion neurons to damage caused by mobile phone electromagnetic radiation will increase in lipopolysaccharide-induced inflammation in vitro model.

Oxidative DNA damage in rats exposed to extremely low frequency electro magnetic fields.

Ataxia telangiectasia mutated deficiency does not result in genetic susceptibility to 50 Hz magnetic fields exposure in mouse embryonic fibroblasts.

[Effects of 2,450 MHz microwave on DNA damage induced by three chemical mutagens in vitro].

In vitro assessment of clastogenicity of mobile-phone radiation (835 MHz) using the alkaline comet assay and chromosomal aberration test.

Effects of pulsed electric fields on DNA of human lymphocytes.

[Blocking 1800 MHz mobile phone radiation-induced reactive oxygen species production and DNA damage in lens epithelial cells by noise magnetic fields].

Adaptive response in mice exposed to 900 MHz radiofrequency fields: primary DNA damage.

Exposure of mammalian cells to 60-Hz magnetic or electric fields: analysis for DNA single-strand breaks.

Impact of radio frequency electromagnetic radiation on DNA integrity in the male germline.

Effect of GSTM1 and GSTT1 Polymorphisms on Genetic Damage in Humans Populations Exposed to Radiation From Mobile Towers.

DNA damage induced in brain cells of CBA mice exposed to magnetic fields.

[Effects of GSM 1800 MHz radiofrequency electromagnetic fields on DNA damage in Chinese hamster lung cells].

Loss of transforming activity of plasmid DNA (pBR322) in *E. coli* caused by singlet molecular oxygen.

Decreased DNA repair rates and protection from heat induced apoptosis mediated by electromagnetic field exposure.

Cytotoxic and genotoxic effect in RTG-2 cell line exposed to selected biocides used in the disinfection of cooling towers.

Mobile phone specific electromagnetic fields induce transient DNA damage and nucleotide excision repair in serum-deprived human glioblastoma cells.

Adaptive response in mice exposed to 900 MHz radiofrequency fields: bleomycin-induced DNA and oxidative damage/repair.

14.6 mT ELF magnetic field exposure yields no DNA breaks in model system *Salmonella*, but provides evidence of heat stress protection.

Effect of Radiofrequency Radiation Emitted from 2G and 3G Cell Phone on Developing Liver of Chick Embryo - A Comparative Study.

Cell type-specific genotoxic effects of intermittent extremely low-frequency electromagnetic fields.

Biological effects of non-ionizing electromagnetic fields: Two sides of a coin.

Radiofrequency exposure and mammalian cell toxicity, genotoxicity, and transformation.

Studying the protein expression in human B lymphoblastoid cells exposed to 1.8-GHz (GSM) radiofrequency radiation (RFR) with protein microarray.

Mobile phone radiation induces mode-dependent DNA damage in a mouse spermatocyte-derived cell line: a protective role of melatonin.

An evaluation of genotoxicity in human neuronal-type cells subjected to oxidative stress under an extremely low frequency pulsed magnetic field.

Exposure of rat brain to 915 MHz GSM microwaves induces changes in gene expression but not double stranded DNA breaks or effects on chromatin conformation.

Radiofrequency (microwave) radiation exposure of mammalian cells during UV-induced DNA repair synthesis.

[Effect of low-intensity microwave of on mitomycin C-induced genotoxicity in vitro].

Effects of 1800 MHz RF-EMF exposure on DNA damage and cellular functions in primary cultured neurogenic cells.

Importance of DNA fragmentation in apoptosis with regard to TUNEL specificity.

Oxidative changes and apoptosis induced by 1800-MHz electromagnetic radiation in NIH/3T3 cells.

The genomic effects of cell phone exposure on the reproductive system.

Exposure to 1800 MHz radiofrequency radiation induces oxidative damage to mitochondrial DNA in primary cultured neurons.

Mitochondrial DNA damage and oxidative damage in HL-60 cells exposed to 900MHz radiofrequency fields.

Microwave miniprep of total genomic DNA from fungi, plants, protists and animals for PCR.

Exposure to 915 MHz radiation induces micronuclei in *Vicia faba* root tips.

[Pulse-modulated Electromagnetic Radiation of Extremely High Frequencies Protects Cellular DNA against Damaging Effect of Physico-Chemical Factors in vitro].

GSM 900 MHz cellular phone radiation can either stimulate or depress early embryogenesis in Japanese quails depending on the duration of exposure.

Microwaves from UMTS/GSM mobile phones induce long-lasting inhibition of 53BP1/gamma-H2AX DNA repair foci in human lymphocytes.

915 MHz microwaves and 50 Hz magnetic field affect chromatin conformation and 53BP1 foci in human lymphocytes from hypersensitive and healthy persons.

Synergism between electricity and ionizing radiation.

[Mechanisms of electromagnetic radiation damaging male reproduction].

Comments on "Radiofrequency electromagnetic fields (UMTS, 1,950 MHz) induce genotoxic effects in vitro in human fibroblasts but not in lymphocytes" by Schwarz et al. (Int Arch Occup Environ Health 2008: doi: 10.1007/s00420-008-0305-5).

Genotoxic effects of exposure to radiofrequency electromagnetic fields (RF-EMF) in HL-60 cells are not reproducible.

[Changes in the chromatin structure of lymphoid cells under the influence of low-intensity extremely high-frequency electromagnetic radiation against the background of inflammatory process].

Effect of 7 mT static magnetic field and iron ions on rat lymphocytes: apoptosis, necrosis and free radical processes.

[Cytophotometry of myelokaryocyte DNA following a single exposure to low-intensity UHF irradiation].

Genotoxicity of radiofrequency radiation. DNA/Genetox Expert Panel.

Effect of Mobile Phone Radiation on Cardiovascular Development of Chick Embryo.

Effects of gamma rays, ultraviolet radiation, sunlight, microwaves and electromagnetic fields on gene expression mediated by human immunodeficiency virus promoter.

Radiofrequency radiation (900 MHz)-induced DNA damage and cell cycle arrest in testicular germ cells in swiss albino mice.

Effect of exposure to 900 MHz radiofrequency radiation on intrachromosomal recombination in pKZ1 mice.

Evaluation of DNA damage in spinal cord and mutagenic effect of a Phalphi1 beta recombinant toxin with analgesic properties from the Phoneutria nigriventer spider.

Microwaves from GSM mobile telephones affect 53BP1 and gamma-H2AX foci in human lymphocytes from hypersensitive and healthy persons.

Effects of co-exposure to extremely low frequency (ELF) magnetic fields and benzene or benzene metabolites determined in vitro by the alkaline comet assay.

Study of low-intensity 2450-MHz microwave exposure enhancing the genotoxic effects of mitomycin C using micronucleus test and comet assay in vitro.

Effects of radiofrequency electromagnetic waves (RF-EMW) from cellular phones on human ejaculated semen: an in vitro pilot study.

Oxidative and mutagenic effects of low intensity GSM 1800 MHz microwave radiation.

Effects of Long-Term Exposure to 60 GHz Millimeter-Wavelength Radiation on the Genotoxicity and Heat Shock Protein (Hsp) Expression of Cells Derived from Human Eye.

Investigation of potential genotoxic effects of low frequency electromagnetic fields on Escherichia coli.

[Impact of mobile phone radiation on the quality and DNA methylation of human sperm in vitro].

[Effects of low-intensity extremely high frequency electromagnetic radiation on chromatin structure of lymphoid cells in vivo and in vitro].

Characterisation of transcriptionally active and inactive chromatin domains in neurons.

Effect of microwave exposure on the ovarian development of Drosophila melanogaster.

Exposure to non-ionizing electromagnetic radiation of public risk prevention instruments threatens the quality of spermatozooids.

The biological effects of radiofrequency radiation: a critical review and recommendations.

Increase in the mitotic recombination frequency in *Drosophila melanogaster* by magnetic field exposure and its suppression by vitamin E supplement.

[Mechanisms of the combined effect of SHF electromagnetic radiation and hydrogen peroxide on the viability of microorganisms].

RNA-dependent DNA polymerase (reverse transcriptase) from avian myeloblastosis virus: a zinc metalloenzyme.

--Leaf Cluster 28 (100)

Theme - Chromosome damage in lymphocytes exposed to radiofrequency radiation

Titles

Chromosome damage and micronucleus formation in human blood lymphocytes exposed in vitro to radiofrequency radiation at a cellular telephone frequency (847.74 MHz, CDMA).

Cytogenetic studies in human blood lymphocytes exposed in vitro to 2.45 GHz or 8.2 GHz radiofrequency radiation.

Cytogenetic studies in human blood lymphocytes exposed in vitro to radiofrequency radiation at a cellular telephone frequency (835.62 MHz, FDMA).

Effects of modulated microwave radiation at cellular telephone frequency (1.95 GHz) on X-ray-induced chromosome aberrations in human lymphocytes in vitro.

Influence of radiofrequency radiation on chromosome aberrations in CHO cells and its interaction with DNA-damaging agents.

Increased levels of numerical chromosome aberrations after in vitro exposure of human peripheral blood lymphocytes to radiofrequency electromagnetic fields for 72 hours.

Comparison of chromosome aberrations in peripheral blood lymphocytes from people occupationally exposed to ionizing and radiofrequency radiation.

935 MHz cellular phone radiation. An in vitro study of genotoxicity in human lymphocytes.

Evaluation of genotoxic effects in human peripheral blood leukocytes following an acute in vitro exposure to 900 MHz radiofrequency fields.

Genetic damage in mammalian somatic cells exposed to radiofrequency radiation: a meta-analysis of data from 63 publications (1990-2005).

Mutagenic and morphologic impacts of 1.8GHz radiofrequency radiation on human peripheral blood lymphocytes (hPBLs) and possible protective role of pre-treatment with Ginkgo biloba (EGb 761).

Effects of 1-week and 6-week exposure to GSM/DCS radiofrequency radiation on micronucleus formation in B6C3F1 mice.

Influence of GSM signals on human peripheral lymphocytes: study of genotoxicity.

The repair of gamma-ray-induced chromosomal damage in human lymphocytes after exposure to extremely low frequency electromagnetic fields.

Exposure of human peripheral blood lymphocytes to electromagnetic fields associated with cellular phones leads to chromosomal instability.

Genetic damage in human cells exposed to non-ionizing radiofrequency fields: a meta-analysis of the data from 88 publications (1990-2011).

Incidence of micronuclei in human peripheral blood lymphocytes exposed to modulated and unmodulated 2450 MHz radiofrequency fields.

Effects of in vivo exposure to GSM-modulated 900 MHz radiation on mouse peripheral lymphocytes.

Clastogenic effects in human lymphocytes of power frequency electric fields: in vivo and in vitro studies.

Frequency of micronuclei in the blood and bone marrow cells of mice exposed to ultra-wideband electromagnetic radiation.

Micronucleus assay and lymphocyte mitotic activity in risk assessment of occupational exposure to microwave radiation.

Effect of nuclear magnetic resonance on chromosomes of mouse bone marrow cells.

In vitro lymphocyte proliferation induced by radio-frequency electromagnetic radiation under isothermal conditions.

Induction of adaptive response in human blood lymphocytes exposed to 900 MHz radiofrequency fields: influence of cell cycle.

Lymphocytes and low-frequency electromagnetic fields.

Chromosomal effects in lymphocytes of 400 kV-substation workers.

Effects of high-frequency electromagnetic fields on human lymphocytes in vitro.

Assessment of genotoxicity and genomic instability in rat primary astrocytes exposed to 872 MHz radiofrequency radiation and chemicals.

Increased chromatid-type chromosomal aberrations in mouse m5S cells exposed to power-line frequency magnetic fields.

Cytogenetic studies in human cells exposed in vitro to GSM-900 MHz radiofrequency radiation using R-banded karyotyping.



Genotoxic effects of 3 T magnetic resonance imaging in cultured human lymphocytes.

Age-dependent effects of in vitro radiofrequency exposure (mobile phone) on CD95+ T helper human lymphocytes.

Micronuclei in peripheral blood and bone marrow cells of mice exposed to 42 GHz electromagnetic millimeter waves.

Cytogenetic effects of 900 MHz (GSM) microwaves on human lymphocytes.

Radiofrequency electromagnetic fields (UMTS, 1,950 MHz) induce genotoxic effects in vitro in human fibroblasts but not in lymphocytes.

Elevated sister chromatid exchange frequencies in dividing human peripheral blood lymphocytes exposed to 50 Hz magnetic fields.

Chromosomal damage in human diploid fibroblasts by intermittent exposure to extremely low-frequency electromagnetic fields.

Micronuclei in the blood and bone marrow cells of mice exposed to specific complex time-varying pulsed magnetic fields.

Enhanced cytotoxic and genotoxic effects of gadolinium following ELF-EMF irradiation in human lymphocytes.

[Effects of electromagnetic radiation on health and immune function of operators].

[Chromosome abnormalities caused by computer video display monitors' radiation].

Effect of low-level pulsed electromagnetic fields on human chromosomes in vitro: analysis of chromosomal aberrations.

Effect of high-frequency electromagnetic fields with a wide range of SARs on chromosomal aberrations in murine m5S cells.

Cytogenetic effects of 935.2-MHz (GSM) microwaves alone and in combination with mitomycin C.

Effect of 900 MHz Electromagnetic Radiation on the Induction of ROS in Human Peripheral Blood Mononuclear Cells.

Analysis of chromosomal aberrations, sister chromatid exchanges and micronuclei among power linesmen with long-term exposure to 50-Hz electromagnetic fields.

A chromosomal study of workers with long-term exposure to radio-frequency radiation.

Induction of adaptive response in mice exposed to 900MHz radiofrequency fields: application of micronucleus assay.

Genetic damage in subjects exposed to radiofrequency radiation.

Investigation of the genotoxic effect of microwave irradiation in rat bone marrow cells: in vivo exposure.

[Effect of electromagnetic radiation on T-lymphocyte subpopulations and immunoglobulin level in human blood serum after occupational exposure].

Effects of low frequency electromagnetic fields on expression of lymphocyte subsets and production of cytokines of men and women employed in a museum.

Terahertz radiation increases genomic instability in human lymphocytes.

Cytogenetic damage in human lymphocytes following GSMK phase modulated microwave exposure.

Aneuploidy studies in human cells exposed in vitro to GSM-900 MHz radiofrequency radiation using FISH.

X-rays, microwaves and vinyl chloride monomer: their clastogenic and aneugenic activity, using the micronucleus assay on human lymphocytes.

[The effect of ultrahigh-frequency radiation on adaptation thresholds and the damages to blood system cells].

Erythropoietic changes in rats after 2.45 GJz nonthermal irradiation.

Cytogenetic observations in human peripheral blood leukocytes following in vitro exposure to THz radiation: a pilot study.

Effect of long-term 50 Hz magnetic field exposure on the micronucleated polychromatic erythrocytes of mice.

Interactive developmental toxicity of radiofrequency radiation and 2-methoxyethanol in rats.

Proflavin and microwave radiation: absence of a mutagenic interaction.

Effects of GSM-modulated 900 MHz radiofrequency electromagnetic fields on the hematopoietic potential of mouse bone marrow cells.

Follow up study on the immune response to low frequency electromagnetic fields in men and women working in a museum.

Adverse and beneficial effects in Chinese hamster lung fibroblast cells following radiofrequency exposure.

Cytogenetic effects of extremely low frequency magnetic field on Wistar rat bone marrow.

[Chromosome studies of personnel exposed to electromagnetic radiation at radar centers].

Evaluation of the cytogenotoxic damage in immature and mature rats exposed to 900 MHz radiofrequency electromagnetic fields.

Clastogenicity and aneuploidy in newborn and adult mice exposed to 50 Hz magnetic fields.

Effects of electromagnetic fields on the immune systems of occupationally exposed humans and mice.

954 MHz microwaves enhance the mutagenic properties of mitomycin C.

[Comparative effectiveness of different tests to determine the mutagenicity of certain factors in mammals. II. Frequency of anomalous sperm head in mice exposed to different factors].

Cytotoxic and genotoxic effects of high-frequency electromagnetic fields (GSM 1800 MHz) on immature and mature rats.

Interactions of radiofrequency radiation on 2-methoxyethanol teratogenicity in rats.

[The cytogenetic action of electromagnetic fields in the short-wave range].

In vitro fertilization of mouse ova by spermatozoa exposed isothermally to radio-frequency radiation.

Effect of Exposure to 900 MHz GSM Mobile Phone Radiofrequency Radiation on Estrogen Receptor Methylation Status in Colon Cells of Male Sprague Dawley Rats.

Adaptive response in mouse bone marrow stromal cells exposed to 900MHz radiofrequency fields: Impact of poly (ADP-ribose) polymerase (PARP).

Effects of electromagnetic fields produced by radiotelevision broadcasting stations on the immune system of women.

Assessment of radio-frequency electromagnetic radiation by the micronucleus test in bovine peripheral erythrocytes.

[Levels of immunoglobulin and subpopulations of T lymphocytes and NK cells in men occupationally exposed to microwave radiation in frequencies of 6-12 GHz].

Association of low job control with a decrease in memory (CD4+ CD45RO+) T lymphocytes in Japanese middle-aged male workers in an electric power plant.

Effects of extremely low-frequency electromagnetic fields on delayed chromosomal instability induced by bleomycin in normal human fibroblast cells.

[Proliferation of bone marrow cells upon exposure to constant magnetic fields of ultra-high strength].

The immune response of women with prolonged exposure to electromagnetic fields produced by radiotelevision broadcasting stations.

Acute exposure to 930 MHz CW electromagnetic radiation in vitro affects reactive oxygen species level in rat lymphocytes treated by iron ions.

The process of myelopoiesis in guinea pigs under conditions of a static magnetic field.

[Effect of electromagnetic radiation of millimetric wave band on genome of somatic cells].

Suppression of T-lymphocyte cytotoxicity following exposure to 60-Hz sinusoidal electric fields.

Reactive oxygen species formation and apoptosis in human peripheral blood mononuclear cell induced by 900 MHz mobile phone radiation.

Occupational exposure to high frequency electromagnetic fields and its effect on human immune parameters.

Does radio frequency radiation induce micronuclei frequency in exfoliated bladder cells of diabetic rats?

Radiofrequency radiation and the immune system. Part 3. In vitro effects on human immunoglobulin and on murine T- and B-lymphocytes.

Leukocyte trafficking in response to magnetic resonance imaging.

Combined effects of traffic and electromagnetic fields on the immune system of fertile atopic women.

Developmental toxicity interactions of methanol and radiofrequency radiation or 2-methoxyethanol in rats.

Neoplastic transformation in C3H 10T(1/2) cells after exposure to 835.62 MHz FDMA and 847.74 MHz CDMA radiations.

Adaptive response in animals exposed to non-ionizing radiofrequency fields: some underlying mechanisms.

Probing lymphoma infiltration in spleen of AKR/J mice chronically exposed to electromagnetic fields for risk assessment--toward noninvasive modeling.

Combined exposure of ELF magnetic fields and x-rays increased mutant yields compared with x-rays alone in pTN89 plasmids.

--Leaf Cluster 45 (179)

Theme - Adverse effects of low-frequency EMF on cells

Titles

Extremely low frequency variable electromagnetic fields affect cancer and noncancerous cells in vitro differently: Preliminary study.

Effect of electromagnetic field exposure on chemically induced differentiation of friend erythroleukemia cells.

Extremely low-frequency electromagnetic fields cause G1 phase arrest through the activation of the ATM-Chk2-p21 pathway.

Extremely low frequency electromagnetic field exposure promotes differentiation of pituitary corticotrope-derived AtT20 D16V cells.

Effect of extremely low-frequency electromagnetic fields on antioxidant activity in the human keratinocyte cell line NCTC 2544.

Electromagnetic fields with frequencies of 5, 60 and 120 Hz affect the cell cycle and viability of human fibroblast BJ in vitro.

Bidirectional frequency-dependent effect of extremely low-frequency electromagnetic field on *E. coli* K-12.

Melatonin protects rat cerebellar granule cells against electromagnetic field-induced increases in  $\text{Na}^+$  currents through intracellular  $\text{Ca}^{2+}$  release.

Neuroprotective effects of lotus seedpod procyanidins on extremely low frequency electromagnetic field-induced neurotoxicity in primary cultured hippocampal neurons.

Pulsed Electromagnetic Field Stimulation Promotes Anti-cell Proliferative Activity in Doxorubicin-treated Mouse Osteosarcoma Cells.

Effects of low frequency electromagnetic field on proliferation of human epidermal stem cells: An in vitro study.

Extremely low-frequency electromagnetic field exposure enhances inflammatory response and inhibits effect of antioxidant in RAW 264.7 cells.

[Effects of extremely low frequency pulsed electromagnetic field on different-derived osteoblast-like cells].

Impact of extremely low frequency electromagnetic fields on CD4 expression in peripheral blood mononuclear cells.

[Effect of long-term power frequency electromagnetic field exposure on proliferation and apoptosis of SRA01/04 cells].

[Effect of pulsed electromagnetic field with different frequencies on the proliferation, apoptosis and migration of human ovarian cancer cells].

Extremely low frequency electromagnetic fields affect proliferation and mitochondrial activity of human cancer cell lines.

Effects of extremely low-frequency pulsed electromagnetic fields on morphological and biochemical properties of human breast carcinoma cells (T47D).

Correlation between pulsed electromagnetic fields exposure time and cell proliferation increase in human osteosarcoma cell lines and human normal osteoblast cells in vitro.

Influence of extremely low frequency electromagnetic fields on the swimming behavior of ciliates.

Suppression of a differentiation response in MC-3T3-E1 osteoblast-like cells by sustained, low-level, 30 Hz magnetic-field exposure.

Exposure of rats to extremely low-frequency electromagnetic fields (ELF-EMF) alters cytokines production.

Exposure to extremely low frequency electromagnetic fields alters the calcium dynamics of cultured entorhinal cortex neurons.

Effects of electromagnetic fields on molecules and cells.

Effect of intermittent and continuous exposure to electromagnetic fields on cultured hippocampal cells.

The impact of electromagnetic field at a frequency of 50 Hz and a magnetic induction of 2.5 mT on viability of pineal cells in vitro.

Induction of apoptotic cell death in human leukemic cell line, HL-60, by extremely low frequency electric magnetic fields: analysis of the possible mechanisms in vitro.

Acute effects of low-frequency electromagnetic fields on leukocyte-endothelial interactions in vivo.

Effects of 50 Hz pulsed electromagnetic fields on the growth and cell cycle arrest of mesenchymal stem cells: an in vitro study.

Haemopoietic cell proliferation in murine bone marrow cells exposed to extreme low frequency (ELF) electromagnetic fields.

Extremely low frequency electromagnetic field exposure affects fertilization outcome in swine animal model.

Effects of extremely low frequency electromagnetic fields on human fetal scleral fibroblasts.

Action of a 50 Hz magnetic field on proliferation of cells in culture.

In vitro evaluation of teratogenic effects by time-varying MR gradient fields on fetal human fibroblasts.

Chronic electromagnetic field exposure decreases HSP70 levels and lowers cytoprotection.

Effect of exposure to an extremely low frequency-electromagnetic field on the cellular collagen with respect to signaling pathways in osteoblast-like cells.

Effect of puerarin on matrix metalloproteinase-2 in human fetal scleral fibroblasts treated with low frequency electromagnetic fields.

Effects of extremely low frequency electromagnetic fields on intracellular calcium transients in cardiomyocytes.

[Biological effects of non-ionizing electromagnetic radiation].

Effects of 60 Hz extremely low frequency magnetic fields (EMF) on radiation- and chemical-induced mutagenesis in mammalian cells.

Exposure to ELF-pulse modulated X band microwaves increases in vitro human astrocytoma cell proliferation.

Bioelectromagnetic field effects on cancer cells and mice tumors.

A 700 MHz 1H-NMR study reveals apoptosis-like behavior in human K562 erythroleukemic cells exposed to a 50 Hz sinusoidal magnetic field.

Low intensity and frequency pulsed electromagnetic fields selectively impair breast cancer cell viability.

Cellular effects of electromagnetic fields.

50 Hz extremely low frequency electromagnetic fields enhance protein carbonyl groups content in cancer cells: effects on proteasomal systems.

Pulsed electromagnetic fields accelerate apoptotic rate in osteoclasts.

A short-term extremely low frequency electromagnetic field exposure increases circulating leukocyte numbers and affects HPA-axis signaling in mice.

Delineation of electric and magnetic field effects of extremely low frequency electromagnetic radiation on transcription.

Pulsed or continuous electromagnetic field induce p53/p21-mediated apoptotic signaling pathway in mouse spermatogenic cells in vitro and thus may affect male fertility.

Power-frequency electromagnetic fields and the capacitative calcium entry system in SV40-transformed Swiss 3T3 cells.

Transferrin receptors and natural killer cell lysis. A study using Colo 205 cells exposed to 60 Hz electromagnetic fields.

Electromagnetic fields and cells.

Calcium protects differentiating neuroblastoma cells during 50 Hz electromagnetic radiation.

A review of in vitro studies: low-frequency electromagnetic fields.

Electric and/or magnetic field effects on DNA structure and function in cultured human cells.

Effects of long-term 50Hz power-line frequency electromagnetic field on cell behavior in Balb/c 3T3 cells.

Low-intensity electromagnetic fields induce human cryptochrome to modulate intracellular reactive oxygen species.

Effect of extremely low frequency (ELF) magnetic field exposure on morphological and biophysical properties of human lymphoid cell line (Raji).

Effect of 0.2 T static magnetic field on human neurons: remodeling and inhibition of signal transduction without genome instability.

Exposure to 1.8 GHz electromagnetic fields affects morphology, DNA-related Raman spectra and mitochondrial functions in human lympho-monocytes.

Effects of 60-Hz fields, estradiol and xenoestrogens on human breast cancer cells.

Influence of a 50 hz extra low frequency electromagnetic field on spermatozoa motility and fertilization rates in rabbits.

Semi-quantitative proteomics of mammalian cells upon short-term exposure to non-ionizing electromagnetic fields.

[Experimental data on extremely low frequency (ELF) electromagnetic fields].

[Effect of static magnetic field on development toxicity of rat embryonic midbrain neurons cells].

[Flow cytometric analysis of the effects of 50 Hz magnetic fields on mouse spermatogenesis].

Dose dependence of acetylcholinesterase activity in neuroblastoma cells exposed to modulated radio-frequency electromagnetic radiation.

Increased apoptosis, changes in intracellular  $Ca^{2+}$ , and functional alterations in lymphocytes and macrophages after in vitro exposure to static magnetic field.

Biomarkers of induced electromagnetic field and cancer.

IGF-II receptor number is increased in TE-85 osteosarcoma cells by combined magnetic fields.

Nonlinear cell response to strong electric fields.

Mechanisms underlying spontaneous calcium spiking in aequorin-loaded ROS 17/2.8 cells.

The effects of low-energy 60-Hz environmental electromagnetic fields upon the growth-related enzyme ornithine decarboxylase.

Effects of extremely low frequency electromagnetic fields on turkeys.

The Bioeffects Resulting from Prokaryotic Cells and Yeast Being Exposed to an 18 GHz Electromagnetic Field.

The effect of electromagnetic field on reactive oxygen species production in human neutrophils in vitro.

[Effect of low-frequency electromagnetic fields on the individual functional systems of the body].

[Modeling of the effect of modulated electromagnetic radiation on animal cells].

2.45-Gz wireless devices induce oxidative stress and proliferation through cytosolic  $Ca^{2+}$  influx in human leukemia cancer cells.



[Influence of electromagnetic radiation of different ranges on the transmembrane transport of Na<sup>+</sup>, K<sup>+</sup>, and Ca<sup>2+</sup> ions in normal and tumor cells].

Reactive oxygen species levels and DNA fragmentation on astrocytes in primary culture after acute exposure to low intensity microwave electromagnetic field.

Analysis of the effect of a 60 Hz AC field on histamine release by rat peritoneal mast cells.

Intramembrane protein distribution in cell cultures is affected by 50 Hz pulsed magnetic fields.

Calcium homeostasis of isolated heart muscle cells exposed to pulsed high-frequency electromagnetic fields.

Do electromagnetic fields interact directly with DNA?

Extremely low frequency 7 Hz 100 microT electromagnetic radiation promotes differentiation in the human epithelial cell line HaCaT.

Effects of 60 Hz electromagnetic field exposure on testicular germ cell apoptosis in mice.

Antiproliferative effect of millimeter radiation on human erythromyeloid leukemia cell line K562 in culture: ultrastructural- and metabolic-induced changes.

A 3 milliTesla 60 Hz magnetic field is neither mutagenic nor co-mutagenic in the presence of menadione and MNU in a transgenic rat cell line.

Exposure to low frequency pulsed electromagnetic fields increases interleukin-1 and interleukin-6 production by human peripheral blood mononuclear cells.

Enhanced proliferation caused by a low frequency weak magnetic field in chick embryo fibroblasts is suppressed by radical scavengers.

The interaction between electromagnetic fields at megahertz, gigahertz and terahertz frequencies with cells, tissues and organisms: risks and potential.

In vitro evaluation of magnetic resonance imaging at 3.0 tesla on clonogenic ability, proliferation, and cell cycle in human embryonic lung fibroblasts.

Increased ornithine decarboxylase activity in cultured cells exposed to low energy modulated microwave fields and phorbol ester tumor promoters.

Subchronic effects on leukocyte-endothelial interactions in mice by whole body exposure to extremely low frequency electromagnetic fields.

Acute and chronic effects of exposure to a 1-mT magnetic field on the cytoskeleton, stress proteins, and proliferation of astroglial cells in culture.

Effects of weak environmental magnetic fields on the spontaneous bioelectrical activity of snail neurons.

Long-term effects of repetitive exposure to a static magnetic field (1.5 T) on proliferation of human fetal lung fibroblasts.

Modification of electrokinetic properties of nuclei in human buccal epithelial cells by electric fields.

Bioeffects induced by exposure to microwaves are mitigated by superposition of ELF noise.

Electromagnetic fields (UHF) increase voltage sensitivity of membrane ion channels; possible indication of cell phone effect on living cells.

Synaptosomal acetylcholinesterase activity variation pattern in the presence of electromagnetic fields.

Chicken embryo fibroblasts exposed to weak, time-varying magnetic fields share cell proliferation, adenosine deaminase activity, and membrane characteristics of transformed cells.

Low-frequency electromagnetic fields alter the replication cycle of MS2 bacteriophage.

Effects of exposure to electromagnetic radiation at 835 MHz on growth, morphology and secretory characteristics of a mast cell analogue, RBL-2H3.

Cell membrane lipid molecular dynamics in a solenoid versus a magnetically shielded room.

Studies on the possible biological effects of 50 Hz electric and/or magnetic fields: evaluation of some glycolytic enzymes, glycolytic flux, energy and oxido-reductive potentials in human erythrocytes exposed in vitro to power frequency fields.

Modelling the internal field distribution in human erythrocytes exposed to MW radiation.

Nonlinear dynamical law governs magnetic field induced changes in lymphoid phenotype.

Extremely low frequency electromagnetic fields and heat shock can increase microvesicle motility in astrocytes.

[Extremely low frequency electromagnetic radiation enhanced energy metabolism and induced oxidative stress in *Caenorhabditis elegans*].

Exposure to low-frequency pulsed electromagnetic fields increases mitogen-induced lymphocyte proliferation in Down's syndrome.

Injury by electrical forces: pathophysiology, manifestations, and therapy.

Joint actions of environmental nonionizing electromagnetic fields and chemical pollution in cancer promotion.

Cellular communication in clone 9 cells exposed to magnetic fields.

Spindle disturbances in human-hamster hybrid (A(L) ) cells induced by the electrical component of the mobile communication frequency range signal.

Scientific evidence contradicts findings and assumptions of Canadian Safety Panel 6: microwaves act through voltage-gated calcium channel activation to induce biological impacts at non-thermal levels, supporting a paradigm shift for microwave/lower frequency electromagnetic field action.

Neoplastic transformation of C3H/10T1/2 cells following exposure to 120-Hz modulated 2.45-GHz microwaves and phorbol ester tumor promoter.

Effects of 50 Hz electromagnetic fields on rat cortical synaptosomes.

Effect of pulsed electromagnetic field exposure on adenosine receptors in rat brain.

[Effect of sinusoidal electricity magnetic fields on the proliferation and differentiation of osteoblasts in vitro].

A study of the electric field distribution in erythrocyte and rod shape cells from direct RF exposure.

Carcinogenesis and initiation of cell cycling by charge-induced membrane clusters may be due to mitogen receptors and Na<sup>+</sup>/H<sup>+</sup> antiports.

The effect of a high frequency electromagnetic field in the microwave range on red blood cells.

[A static magnetic field loading system for in vitro cultured cells].

Mobile phones modulate response patterns of human brain activity.

Cytokine profile of human peripheral blood mononuclear cells exposed to 50 Hz EMF.

Low-Frequency Electromagnetic Field Exposure Enhances Extracellular Trap Formation by Human Neutrophils through the NADPH Pathway.

Alterations in protein kinase activity following exposure of cultured human lymphocytes to modulated microwave fields.

Offset of the vacuolar potential of Characean cells in response to electromagnetic radiation over the range 250 Hz-250 kHz.

Effect of 935-MHz phone-simulating electromagnetic radiation on endometrial glandular cells during mouse embryo implantation.

Human standing balance is affected by exposure to pulsed ELF magnetic fields: light intensity-dependent effects.

Effects of ELF (1-120 Hz) and modulated (50 Hz) RF fields on the efflux of calcium ions from brain tissue in vitro.

Influence of extremely low frequency magnetic fields on Ca<sup>2+</sup> signaling and NMDA receptor functions in rat hippocampus.

A 50 Hz sinusoidal magnetic field does not damage MG-63 three-dimensional tumor spheroids but induces changes in their invasive properties.

A mechanism for action of oscillating electric fields on cells.

Electromagnetic fields (1.8 GHz) increase the permeability to sucrose of the blood-brain barrier in vitro.

ELF magnetic fields increase amino acid uptake into *Vicia faba* L. roots and alter ion movement across the plasma membrane.

Nonlinear determinism in the immune system. In vivo influence of electromagnetic fields on different functions of murine lymphocyte subpopulations.

Modulation of cell death in the rat thymus. Light and electron microscopic investigations.

Spindle disturbances in human-hamster hybrid (AL) cells induced by mobile communication frequency range signals.

Occupational exposure to static, ELF, VF and VLF magnetic fields and immune parameters.

Role of radical pairs and feedback in weak radio frequency field effects on biological systems.

Vacuolar hyperpolarizing offsets in characean cells exposed to mono- and bichromatic CW and to squarewave-modulated electromagnetic radiation in the band 200-1,000 MHz.

Evaluations of Acute and Sub-Acute Biological Effects of Narrowband and Moderate-Band High Power Electromagnetic Waves on Cellular Spheroids.

A 0.5 G, 60 Hz magnetic field suppresses melatonin production in pinealocytes.

Response of the seminiferous epithelium of the mouse exposed to low dose high energy (HZE) and electromagnetic radiation.

Initial studies on the effects of combined 60 Hz electric and magnetic field exposure on the immune system of nonhuman primates.

Induction of stress proteins by electromagnetic fields in cultured HL-60 cells.

Electromagnetic fields may act via calcineurin inhibition to suppress immunity, thereby increasing risk for opportunistic infection: Conceivable mechanisms of action.

The vacuolar potential of Characean cells subjected to electromagnetic radiation in the range 200-8,200 MHz.

Radiation and brain calcium: a review and critique.

Effects of a moderate-intensity static magnetic field on VEGF-A stimulated endothelial capillary tubule formation in vitro.

Low-amplitude, high-frequency electromagnetic field exposure causes delayed and reduced growth in *Rosa hybrida*.

[The laboratory detection of intra-cellular factors of anti-viral defense under community-acquired pneumonia in evaluation of effects of low-intensity microwave radiation].

Induced mitogenic activity in AML-12 mouse hepatocytes exposed to low-dose ultra-wideband electromagnetic radiation.

Are there modulated electromagnetic field effects on human conscious perception during attentional blink test?

Effects of electromagnetic radiation in the range 20-300 MHz on the vacuolar potential of characean cells.

Frohlich electromagnetic radiation from human leukocytes: implications for leukocyte adherence inhibition test.

Evaluation of health risks caused by radio frequency accelerated carcinogenesis: the importance of processes driven by the calcium ion signal.

Diacetyl and 2,3-pentanedione exposure of human cultured airway epithelial cells: Ion transport effects and metabolism of butter flavoring agents.

[Mechanism of the biological impact of weak electromagnetic fields and in vitro effects of degassing of blood].

Effects of 45-Hz magnetic fields on the functional state of the human brain.

Some characteristics of the glutathione cycle revealed by ionising and non-ionising electromagnetic radiation.

Magnetic Field Reference Levels for Arbitrary Periodic Waveforms for Prevention of Peripheral Nerve Stimulation.

Magnetism and cardiac arrhythmias.

Aluminum, calcium ion and radiofrequency synergism in acceleration of lymphomagenesis.

Low-frequency electromagnetic fields induce a stress effect upon higher plants, as evident by the universal stress signal, alanine.

Electromagnetic Fields and Stem Cell Fate: When Physics Meets Biology.

Inhibition of neuronal high-voltage activated calcium channels by the omega-phosphonuria nigriventer Tx3-3 peptide toxin.

Effect of pulsed high frequency electromagnetic radiation on embryonic mouse palate in vitro.

[The physical mechanism of the effect of low-intensity electromagnetic radiation on biological cells].

[Changes in the acaricidal properties of organophosphorus compounds under the influence of magnetic resonance treatment].

Functional changes in human peripheral neutrophils in workers with different exposure to noxious agents.

Relationship between the Contents of Cyclins, Cyclin-Dependent Kinases, and Their Inhibitors in Whole Blood Mononuclear Leukocytes during the Postclinical Stage of Community-Acquired Pneumonia under the Influence of 1-GHz Microwaves.

Circadian locomotor activity of *Musca* flies: recording method and effects of 10 Hz square-wave electric fields.

The spark of life: electricity and regeneration.

Sensitive model with which to detect athermal effects of non-ionizing electromagnetic radiation.

--Leaf Cluster 24 (111)

Theme - Gene expression alterations following radiofrequency exposure

Titles

2.45 GHz radiofrequency fields alter gene expression in cultured human cells.

Whole-genome expression analysis in primary human keratinocyte cell cultures exposed to 60 GHz radiation.

Analysis of gene expression in a human-derived glial cell line exposed to 2.45 GHz continuous radiofrequency electromagnetic fields.

Analysis of gene expression in mouse brain regions after exposure to 1.9 GHz radiofrequency fields.

Analysis of proto-oncogene and heat-shock protein gene expression in human derived cell-lines exposed in vitro to an intermittent 1.9 GHz pulse-modulated radiofrequency field.

Characterization of biological effect of 1763 MHz radiofrequency exposure on auditory hair cells.

Using model organism *Saccharomyces cerevisiae* to evaluate the effects of ELF-MF and RF-EMF exposure on global gene expression.

Expression of cancer-related genes in human cells exposed to 60 Hz magnetic fields.

Effects on protein kinase C and gene expression in a human mast cell line, HMC-1, following microwave exposure.

Gene expression analysis of a human lymphoblastoma cell line exposed in vitro to an intermittent 1.9 GHz pulse-modulated radiofrequency field.

Mobile phone radiation causes changes in gene and protein expression in human endothelial cell lines and the response seems to be genome- and proteome-dependent.

Gene expression changes in human cells after exposure to mobile phone microwaves.

Gene expression profiles in white blood cells of volunteers exposed to a 50 Hz electromagnetic field.

Gene Expression Analysis in Human Peripheral Blood Cells after 900 MHz RF-EMF Short-Term Exposure.

In vitro study of the effects of ELF electric fields on gene expression in human epidermal cells.

Analysis of gene expression in two human-derived cell lines exposed in vitro to a 1.9 GHz pulse-modulated radiofrequency field.

[Global gene response to GSM 1800 MHz radiofrequency electromagnetic field in MCF-7 cells].

Biological effects of EMF exposure on Ets genes.

Evaluation of HSP70 expression and DNA damage in cells of a human trophoblast cell line exposed to 1.8 GHz amplitude-modulated radiofrequency fields.

Effects of the exposure to intermittent 1.8 GHz radio frequency electromagnetic fields on HSP70 expression and MAPK signaling pathways in PC12 cells.

2-GHz band CW and W-CDMA modulated radiofrequency fields have no significant effect on cell proliferation and gene expression profile in human cells.

Mobile phone radiation might alter protein expression in human skin.

Radiofrequency radiation (900 MHz) induces Egr-1 gene expression and affects cell-cycle control in human neuroblastoma cells.

Evaluation of bax, bcl-2, p21 and p53 genes expression variations on cerebellum of BALB/c mice before and after birth under mobile phone radiation exposure.

HSP70 expression in human trophoblast cells exposed to different 1.8 Ghz mobile phone signals.

Effects of exposure to a 1950 MHz radio frequency field on expression of Hsp70 and Hsp27 in human glioma cells.

Analysis of Gene Expression in Mice Testes Exposed to 1.765 GHz Microwave in Utero.

Modulation of heat shock protein response in SH-SY5Y by mobile phone microwaves.

Gene expression in human breast epithelial cells exposed to 60 Hz magnetic fields.

Gene and protein expression following exposure to radiofrequency fields from mobile phones.

Influence of high-frequency electromagnetic fields on different modes of cell death and gene expression.

Biological stress responses to radio frequency electromagnetic radiation: are mobile phones really so (heat) shocking?

A Genome-Wide mRNA Expression Profile in *Caenorhabditis elegans* under Prolonged Exposure to 1750MHz Radiofrequency Fields.

Impact of 60-GHz millimeter waves on stress and pain-related protein expression in differentiating neuron-like cells.

[Effects of GSM 1800 MHz radiofrequency electromagnetic fields on protein expression profile of human breast cancer cell MCF-7].

Gene expression and reproductive abilities of male *Drosophila melanogaster* subjected to ELF-EMF exposure.

Biological monitoring of non-thermal effects of mobile phone radiation: recent approaches and challenges.

Mobile-phone radiation-induced perturbation of gene-expression profiling, redox equilibrium and sporadic-apoptosis control in the ovary of *Drosophila melanogaster*.

The genotoxic effect of radiofrequency waves on mouse brain.

Connection between Cell Phone use, p53 Gene Expression in Different Zones of Glioblastoma Multiforme and Survival Prognoses.

Exposure to cell phone radiation up-regulates apoptosis genes in primary cultures of neurons and astrocytes.

In vivo modulation of ETS genes induced by electromagnetic fields.

Human health consequences of environmentally-modulated gene expression: potential roles of ELF-EMF induced epigenetic versus mutagenic mechanisms of disease.

Exposure to 2.45 GHz electromagnetic fields induces hsp70 at a high SAR of more than 20 W/kg but not at 5W/kg in human glioma MO54 cells.

Hsp70 is an independent stress marker among frequent users of mobile phones.

Study of p53 expression and post-transcriptional modifications after GSM-900 radiofrequency exposure of human amniotic cells.

Non-thermal activation of the hsp27/p38MAPK stress pathway by mobile phone radiation in human endothelial cells: molecular mechanism for cancer- and blood-brain barrier-related effects.

Exposure to global system for mobile communication (GSM) cellular phone radiofrequency alters gene expression, proliferation, and morphology of human skin fibroblasts.

Expression analysis of human HL60 cells exposed to 60 Hz square- or sine-wave magnetic fields.

p53, Rb and bcl-2 expression during the cell cycle: a study in phytohaemagglutinin stimulated lymphocytes and microwave irradiated lymphoid tissue sections.



Human skin cell stress response to GSM-900 mobile phone signals. In vitro study on isolated primary cells and reconstructed epidermis.

In vitro study of the stress response of human skin cells to GSM-1800 mobile phone signals compared to UVB radiation and heat shock.

Proteomic analysis on the alteration of protein expression in the early-stage placental villous tissue of electromagnetic fields associated with cell phone exposure.

Activity and expression of acetylcholinesterase in PC12 cells exposed to intermittent 1.8 GHz 217-GSM mobile phone signal.

Effect of 900 MHz electromagnetic fields on nonthermal induction of heat-shock proteins in human leukocytes.

In vitro effect of cell phone radiation on motility, DNA fragmentation and clusterin gene expression in human sperm.

Electromagnetic fields at a mobile phone frequency (900 MHz) trigger the onset of general stress response along with DNA modifications in *Eisenia fetida* earthworms.

Effects of a 2450 MHz high-frequency electromagnetic field with a wide range of SARs on the induction of heat-shock proteins in A172 cells.

Effect of GSM-900 and -1800 signals on the skin of hairless rats. III: Expression of heat shock proteins.

Analysis of the cellular stress response in MCF10A cells exposed to combined radio frequency radiation.

The Effect of Radiation Emitted by Cell Phone on The Gelatinolytic Activity of Matrix Metalloproteinase-2 and -9 of Mouse Pre-Antral Follicles during In Vitro Culture.

Effect of 3G cell phone exposure with computer controlled 2-D stepper motor on non-thermal activation of the hsp27/p38MAPK stress pathway in rat brain.

[Responses of thymocytes and splenocytes to low-intensity extremely high-frequency electromagnetic radiation in normal mice and in mice with systemic inflammation].

Analysis of proteome response to the mobile phone radiation in two types of human primary endothelial cells.

Mobile phone electromagnetic radiation activates MAPK signaling and regulates viability in *Drosophila*.

Novel electric power-driven hydrodynamic injection system for gene delivery: safety and efficacy of human factor IX delivery in rats.

Proto-oncogene mRNA levels and activities of multiple transcription factors in C3H 10T 1/2 murine embryonic fibroblasts exposed to 835.62 and 847.74 MHz cellular phone communication frequency radiation.

Effect of cell phone-like electromagnetic radiation on primary human thyroid cells.

Expression of the immediate early gene, c-fos, in mouse brain after acute global system for mobile communication microwave exposure.

[Effects of high power microwave on the expressions of Bcl-2 and C-myc proteins in the rat testis].

[The Impact of Electroacupuncture Intervention on Expression of 5-HTR 1 B/2 C Genes in Mice under Radiation Stimulation from Mobile Phone].

Cell phone use and parotid salivary gland alterations: no molecular evidence.

Electromagnetic fields may act directly on DNA.

Stimulation of ubiquitin-proteasome pathway through the expression of amidohydrolase for N-terminal asparagine (Ntan1) in cultured rat hippocampal neurons exposed to static magnetism.

Proteomic analysis of human lens epithelial cells exposed to microwaves.

[Effects of electromagnetic pulses on apoptosis and TGF-beta3 expression of mouse testis tissue].

[Changes in Ca(2+) concentration and caspase-3 expression and their relationship in Raji cells exposed to electromagnetic radiation].

Effects of pulsed electromagnetic fields on cartilage apoptosis signalling pathways in ovariectomised rats.

Upregulation of specific mRNA levels in rat brain after cell phone exposure.

Meta-proteomic analysis of protein expression distinctive to electricity-generating biofilm communities in air-cathode microbial fuel cells.

Response of *Caenorhabditis elegans* to wireless devices radiation exposure.

[The role of heat shock proteins HSP90 in the response of immune cells to centimeter microwaves].

Mechanism of short-term ERK activation by electromagnetic fields at mobile phone frequencies.

[Effects of electromagnetic radiation on RAF/MEK/ERK signaling pathway in rats hippocampus].

Electromagnetic-pulse-induced activation of p38 MAPK pathway and disruption of blood-retinal barrier.

Electromagnetic fields at mobile phone frequency induce apoptosis and inactivation of the multi-chaperone complex in human epidermoid cancer cells.

Electromagnetic wave irradiation promotes osteoblastic cell proliferation and up-regulates growth factors via activation of the ERK1/2 and p38 MAPK pathways.

Millimeter-wave exposure promotes the differentiation of bone marrow stromal cells into cells with a neural phenotype.

Electromagnetic pulse activated brain microglia via the p38 MAPK pathway.

Cytotoxicity of temozolomide on human glioblastoma cells is enhanced by the concomitant exposure to an extremely low-frequency electromagnetic field (100Hz, 100G).

Exposure to 50 Hz electromagnetic radiation promote early maturation and differentiation in newborn rat cerebellar granule neurons.

Analysis of the novel excretory cell expressed ECP-1 protein and its proposed ECP-1/IFC-2 fusion protein EXC-2 in the nematode *Caenorhabditis elegans*.

Microwave induced alteration in the neuron specific enolase gene expression.

Cytosolic calreticulin inhibits microwave radiation-induced microvascular endothelial cell injury through the integrin-focal adhesion kinase pathway.

Experimental study of millimeter wave-induced differentiation of bone marrow mesenchymal stem cells into chondrocytes.

Effect of 72 Hz pulsed magnetic field exposure on ras p21 expression in CCRF-CEM cells.

Bcl-2 and p53 immunoprofile in Kaposi's sarcoma.

The amelioration of phagocytic ability in microglial cells by curcumin through the inhibition of EMF-induced pro-inflammatory responses.

Cell phone use is associated with an inflammatory cytokine profile of parotid gland saliva.

Calreticulin protects rat microvascular endothelial cells against microwave radiation-induced injury by attenuating endoplasmic reticulum stress.

Qualitative effect on mRNAs of injury-associated proteins by cell phone like radiation in rat facial nerves.

p53 immunoreactivity in cutaneous PUVA tumors is similar to that in other non-melanoma skin neoplasms.

Effects of 2.45 GHz electromagnetic fields with a wide range of SARs on bacterial and HPRT gene mutations.

Microglia M1/M2 polarization contributes to electromagnetic pulse-induced brain injury.

900-MHz microwave radiation enhances gamma-ray adverse effects on SHG44 cells.

[The role of RKIP mediated ERK pathway in hippocampus neurons injured by electromagnetic radiation].

Isoflurane preconditioning ameliorates electromagnetic pulse-induced neural damage by shifting microglia polarization toward anti-inflammatory phenotype via upregulation of SOCS1.

Effects of prolonged exposure to moderate static magnetic field and its synergistic effects with alkaline pH on *Enterococcus faecalis*.

Abnormal physical architecture of the lipophilic domains of human sperm membrane in oligospermia: a logical cause for low fertility profiles.

[Ecological and biological characteristics of *Drosophila melanogaster* features depending on the dose of electromagnetic radiation of various types].

Construction and clinical significance of a predictive system for prognosis of hepatocellular carcinoma.

--Leaf Cluster 11 (51)

Theme - Adverse impacts of radiofrequency fields on sleep

Titles

Stimulation of the brain with radiofrequency electromagnetic field pulses affects sleep-dependent performance improvement.

Exposure to radiofrequency electromagnetic fields and sleep quality: a prospective cohort study.

Effects of mobile phone exposure (GSM 900 and WCDMA/UMTS) on polysomnography based sleep quality: An intra- and inter-individual perspective.

Environmental Radiofrequency Electromagnetic Fields Exposure at Home, Mobile and Cordless Phone Use, and Sleep Problems in 7-Year-Old Children.

Radio frequency electromagnetic field exposure in humans: Estimation of SAR distribution in the brain, effects on sleep and heart rate.

Wireless communication fields and non-specific symptoms of ill health: a literature review.

Cohort study on the effects of everyday life radio frequency electromagnetic field exposure on non-specific symptoms and tinnitus.

Memory performance, wireless communication and exposure to radiofrequency electromagnetic fields: A prospective cohort study in adolescents.

Exposure to pulse-modulated radio frequency electromagnetic fields affects regional cerebral blood flow.

Symptoms and the use of wireless communication devices: A prospective cohort study in Swiss adolescents.

Sleep after mobile phone exposure in subjects with mobile phone-related symptoms.

Cognitive performance measures in bioelectromagnetic research--critical evaluation and recommendations.

Sleep duration, quality, and timing and their associations with age in a community without electricity in Haiti.

Radiofrequency electromagnetic field exposure and non-specific symptoms of ill health: a systematic review.

Children's health and RF EMF exposure. Views from a risk assessment and risk communication perspective.

Human sleep under the influence of pulsed radiofrequency electromagnetic fields: a polysomnographic study using standardized conditions.

Conduct of a personal radiofrequency electromagnetic field measurement study: proposed study protocol.

Effects of electromagnetic fields emitted from W-CDMA-like mobile phones on sleep in humans.

International policy and advisory response regarding children's exposure to radio frequency electromagnetic fields (RF-EMF).

Effects of short- and long-term pulsed radiofrequency electromagnetic fields on night sleep and cognitive functions in healthy subjects.

Electromagnetic fields, such as those from mobile phones, alter regional cerebral blood flow and sleep and waking EEG.

Effects of electromagnetic fields emitted by mobile phones (GSM 900 and WCDMA/UMTS) on the macrostructure of sleep.

Individual variation in temporal relationships between exposure to radiofrequency electromagnetic fields and non-specific physical symptoms: A new approach in studying 'electrosensitivity'.

Mobile phone use, behavioural problems and concentration capacity in adolescents: A prospective study.

Towards 5G communication systems: Are there health implications?

Acute effects of electromagnetic fields emitted by GSM mobile phones on subjective well-being and physiological reactions: a meta-analysis.

A Prospective Cohort Study of Adolescents' Memory Performance and Individual Brain Dose of Microwave Radiation from Wireless Communication.

[Investigation of sleep disorders in the vicinity of high frequency transmitters].

Effect of a single 30 min UMTS mobile phone-like exposure on the thermal pain threshold of young healthy volunteers.

Quality Matters: Systematic Analysis of Endpoints Related to "Cellular Life" in Vitro Data of Radiofrequency Electromagnetic Field Exposure.

The effect of electromagnetic fields emitted by mobile phones on human sleep.

Mobile phone 'talk-mode' signal delays EEG-determined sleep onset.

The response of human bacteria to static magnetic field and radiofrequency electromagnetic field.

Exposure to radio-frequency electromagnetic fields and behavioural problems in Bavarian children and adolescents.

Human sleep EEG under the influence of pulsed radio frequency electromagnetic fields. Results from polysomnographies using submaximal high power flux densities.

[Effects of radio- and microwaves emitted by wireless communication devices on the functions of the nervous system selected elements].

Effects of radiation emitted by WCDMA mobile phones on electromagnetic hypersensitive subjects.

Electromagnetic radiation and behavioural response of ticks: an experimental test.

Effects of Sleep Quality on the Association between Problematic Mobile Phone Use and Mental Health Symptoms in Chinese College Students.

Investigating short-term exposure to electromagnetic fields on reproductive capacity of invertebrates in the field situation.

Could myelin damage from radiofrequency electromagnetic field exposure help explain the functional impairment electrohypersensitivity? A review of the evidence.

Association between exposure to radiofrequency electromagnetic fields assessed by dosimetry and acute symptoms in children and adolescents: a population based cross-sectional study.

Cochlear implants in the etiopathogenesis of glioblastoma--an interesting observation or independent finding?

Terrestrial Trunked Radio (TETRA) exposure and its impact on slow cortical potentials.

Influence of electromagnetic fields emitted by GSM-900 cellular telephones on the circadian patterns of gonadal, adrenal and pituitary hormones in men.

[Prevalence of insomnia in adults aged 18 to 60 years and exposure to electromagnetic fields in households of Barranquilla, Colombia].

"Triple M" Effect: A Proposed Mechanism to Explain Increased Dental Amalgam Microleakage after Exposure to Radiofrequency Electromagnetic Radiation.

The Effect of a Single 30-Min Long Term Evolution Mobile Phone-Like Exposure on Thermal Pain Threshold of Young Healthy Volunteers.

Pain, pain intensity and pain disability in high school students are differently associated with physical activity, screening hours and sleep.

Long-Term Evolution Electromagnetic Fields Exposure Modulates the Resting State EEG on Alpha and Beta Bands.

Microwaves emitted by cellular telephones affect human slow brain potentials.

--Leaf Cluster 41 (125)

Theme - Adverse effects of radiofrequency fields on cells

Titles

The effects of radiofrequency fields on cell proliferation are non-thermal.

Effects of RF-EMF Exposure from GSM Mobile Phones on Proliferation Rate of Human Adipose-derived Stem Cells: An In-vitro Study.

Effects of radiofrequency exposure emitted from a GSM mobile phone on proliferation, differentiation, and apoptosis of neural stem cells.

Are the young more sensitive than adults to the effects of radiofrequency fields? An examination of relevant data from cellular and animal studies.

Comparative study of cell cycle kinetics and induction of apoptosis or necrosis after exposure of human Mono Mac 6 cells to radiofrequency radiation.

Apoptosis induced by ultraviolet radiation is enhanced by amplitude modulated radiofrequency radiation in mutant yeast cells.

Review of possible modulation-dependent biological effects of radiofrequency fields.

An in vitro study of the effects of exposure to a GSM signal in two human cell lines: monocytic U937 and neuroblastoma SK-N-SH.

Ornithine decarboxylase activity is affected in primary astrocytes but not in secondary cell lines exposed to 872 MHz RF radiation.

Disturbance of cell proliferation in response to mobile phone frequency radiation.

Effects of chronic exposure to radiofrequency electromagnetic fields on energy balance in developing rats.

Exposure to 835 MHz radiofrequency electromagnetic field induces autophagy in hippocampus but not in brain stem of mice.

Continuous exposure to 900MHz GSM-modulated EMF alters morphological maturation of neural cells.

Enhancement of X-ray Induced Apoptosis by Mobile Phone-Like Radio-Frequency Electromagnetic Fields in Mouse Spermatocyte-Derived Cells.

Cell oxidation-reduction imbalance after modulated radiofrequency radiation.

Pulse modulated 900 MHz radiation induces hypothyroidism and apoptosis in thyroid cells: a light, electron microscopy and immunohistochemical study.

1950MHz Radio Frequency Electromagnetic Radiation Inhibits Testosterone Secretion of Mouse Leydig Cells.

Non-thermal biomarkers of exposure to radiofrequency/microwave radiation.

In vitro non-thermal oxidative stress response after 1800 MHz radiofrequency radiation.

Effect of radiofrequency electromagnetic field exposure on in vitro models of neurodegenerative disease.

Influence of a 902.4 MHz GSM signal on the human visual system: investigation of the discrimination threshold.

Biological indicators in response to radiofrequency/microwave exposure.

The protective effect of autophagy on mouse spermatocyte derived cells exposure to 1800MHz radiofrequency electromagnetic radiation.

Proliferation and apoptosis in a neuroblastoma cell line exposed to 900 MHz modulated radiofrequency field.

p25/CDK5 is partially involved in neuronal injury induced by radiofrequency electromagnetic field exposure.

Microwave exposure of neuronal cells in vitro: Study of apoptosis.

Apoptosis is induced by radiofrequency fields through the caspase-independent mitochondrial pathway in cortical neurons.

[Impact of radiofrequency/microwave radiation on cell and cytoskeleton structure].

Reaction of the immune system to low-level RF/MW exposures.

Exposure to Global System for Mobile Communication 900 MHz Cellular Phone Radiofrequency Alters Growth, Proliferation and Morphology of Michigan Cancer Foundation-7 Cells and Mesenchymal Stem Cells.

Exposure to 900 MHz radiofrequency radiation induces caspase 3 activation in proliferating human lymphocytes.



Proteomic analysis of continuous 900-MHz radiofrequency electromagnetic field exposure in testicular tissue: a rat model of human cell phone exposure.

Anthropogenic Radio-Frequency Electromagnetic Fields Elicit Neuropathic Pain in an Amputation Model.

Effect of high SARs produced by cell phone like radiofrequency fields on mollusk single neuron.

Investigation of the effects of 2.1 GHz microwave radiation on mitochondrial membrane potential (DeltaPsim), apoptotic activity and cell viability in human breast fibroblast cells.

Comparison of 864 MHz and 935 MHz microwave radiation effects on cell culture.

Free radical release and HSP70 expression in two human immune-relevant cell lines after exposure to 1800 MHz radiofrequency radiation.

Effects of GSM-modulated radiofrequency electromagnetic fields on B-cell peripheral differentiation and antibody production.

Effect of radiofrequency radiation in cultured mammalian cells: A review.

Effect of 835 MHz radiofrequency radiation exposure on calcium binding proteins in the hippocampus of the mouse brain.

Viability and phagocytosis of neutrophils exposed in vitro to 100-MHz radiofrequency radiation.

Effects of 3G cell phone exposure on the structure and function of the human cytochrome P450 reductase.

Possible effects of radiofrequency electromagnetic fields on in vivo C6 brain tumors in Wistar rats.

In-vitro exposure of neuronal networks to the GSM-1800 signal.

Mitochondrial hyperpolarization and cytochrome-c release in microwave-exposed MCF-7 cells.

Does MW Radiation Affect Gene Expression, Apoptotic Level, and Cell Cycle Progression of Human SH-SY5Y Neuroblastoma Cells?

Effect of exposure to the edge signal on oxidative stress in brain cell models.

Impact of 864 MHz or 935 MHz radiofrequency microwave radiation on the basic growth parameters of V79 cell line.

Effect of a 2.45-GHz radiofrequency electromagnetic field on neutrophil chemotaxis and phagocytosis in differentiated human HL-60 cells.

Effects of low intensity radiofrequency electromagnetic fields on electrical activity in rat hippocampal slices.

Effects of mobile phone type signals on calcium levels within human leukaemic T-cells (Jurkat cells).

Does exposure to a radiofrequency electromagnetic field modify thermal preference in juvenile rats?

Measurement of the 100MHz EMF radiation in vivo effects on zebrafish *D. rerio* embryonic development: A multidisciplinary study.

Microwave effects on the nervous system.

[Effects of radiofrequency electromagnetic fields on mammalian spermatogenesis].

Effects of simultaneous combined exposure to CDMA and WCDMA electromagnetic field on immune functions in rats.

Microwaves from Mobile Phones Inhibit 53BP1 Focus Formation in Human Stem Cells More Strongly Than in Differentiated Cells: Possible Mechanistic Link to Cancer Risk.

Effects of 900-MHz radio frequencies on the chemotaxis of human neutrophils in vitro.

Problems in assessment of risks from exposures to microwaves of mobile communication.

Bioassay for assessing cell stress in the vicinity of radio-frequency irradiating antennas.

Heart rate variability affected by radiofrequency electromagnetic field in adolescent students.

Mobile phone radiation alters proliferation of hepatocarcinoma cells.

A new in vitro exposure device for the mobile frequency of 900 MHz.

A radio-frequency system for in vivo pilot experiments aimed at the studies on biological effects of electromagnetic fields.

Modeling cell dynamics under mobile phone radiation.

Evaluation of the potential of mobile phone specific electromagnetic fields (UMTS) to produce micronuclei in human glioblastoma cell lines.

Exposure to radiation from single or combined radio frequencies provokes macrophage dysfunction in the RAW 264.7 cell line.

Responses of neurons to an amplitude modulated microwave stimulus.

Pathophysiology of cell phone radiation: oxidative stress and carcinogenesis with focus on male reproductive system.

An HF exposure system for mice with improved efficiency.

Cell phone radiation effects on cytogenetic abnormalities of oral mucosal cells.

Sleep EEG alterations: effects of different pulse-modulated radio frequency electromagnetic fields.

Effects of exposure to DAMPS and GSM signals on ornithine decarboxylase (ODC) activity: II. SH-SY5Y human neuroblastoma cells.

Design, optimization, realization, and analysis of an in vitro system for the exposure of embryonic stem cells at 1.71 GHz.

Cell physiological effects of radiofrequency electromagnetic fields.

Acute effect of exposure of mollusk single neuron to 900-MHz mobile phone radiation.

[Dependence of the non-thermal radiofrequency electromagnetic field bioeffects on the topological features of electroencephalogram in humans].

Age-dependent acute interference with stem and progenitor cell proliferation in the hippocampus after exposure to 1800 MHz electromagnetic radiation.

Biological effects of radiofrequency radiation: concepts and criteria.

Effects of radiofrequency electromagnetic fields on seed germination and root meristematic cells of *Allium cepa* L.

Effects of exposure to DAMPS and GSM signals on ornithine decarboxylase (ODC) activity: I. L-929 mouse fibroblasts.

An investigation of the effects of TETRA RF fields on intracellular calcium in neurones and cardiac myocytes.

Apoptotic cell death during *Drosophila* oogenesis is differentially increased by electromagnetic radiation depending on modulation, intensity and duration of exposure.

Biological effects of amplitude-modulated radiofrequency radiation.

Cell phone radiations affect early growth of *Vigna radiata* (mung bean) through biochemical alterations.

The use of FDTD in establishing in vitro experimentation conditions representative of lifelike cell phone radiation on the spermatozoa.

Effects of RF fields emitted from smart phones on cardio-respiratory parameters: a preliminary provocation study.

Exposure to 900 MHz electromagnetic field induces an unbalance between pro-apoptotic and pro-survival signals in T-lymphoblastoid leukemia CCRF-CEM cells.

Basis for optimization of in vitro exposure apparatus for health hazard evaluations of mobile communications.

In vitro effect of pulsed 900 MHz GSM radiation on mitochondrial membrane potential and motility of human spermatozoa.

The effect of pulsed 900-MHz GSM mobile phone radiation on the acrosome reaction, head morphometry and zona binding of human spermatozoa.

Prenatal exposure to radiofrequencies: effects of WiFi signals on thymocyte development and peripheral T cell compartment in an animal model.

Combined effects of flow-induced shear stress and electromagnetic field on neural differentiation of mesenchymal stem cells.

Long-term electromagnetic exposure of developing neuronal networks: A flexible experimental setup.

Influence of radiofrequency-electromagnetic waves from 3rd-generation cellular phones on fertilization and embryo development in mice.

Simulation of electromagnetic fields in the human body using Finite Integration Technique (FIT).

The implications of non-linear biological oscillations on human electrophysiology for electrohypersensitivity (EHS) and multiple chemical sensitivity (MCS).

Comparison of biological effects between continuous and intermittent exposure to GSM-900-MHz mobile phone radiation: Detection of apoptotic cell-death features.

[Effects of mobile phones and radar radiofrequencies on the eye].

Exposure to 1950-MHz TD-SCDMA electromagnetic fields affects the apoptosis of astrocytes via caspase-3-dependent pathway.

Intrauterine effects in animals exposed to radiofrequency and microwave fields.

Effect of cell phone radiation on neutrophil of mice.

In vitro effects of radiofrequency electromagnetic waves on bovine spermatozoa motility.

[Role of modulation in biological effects of electromagnetic radiation].

Numerical and experimental dosimetry of Petri dish exposure setups.

Effects of 2.45-GHz electromagnetic fields with a wide range of SARs on micronucleus formation in CHO-K1 cells.

Effect of cell phone usage on semen analysis in men attending infertility clinic: an observational study.

Modulation of oxidative phosphorylation (OXPHOS) by radiation- induced biophotons.

The possible global hazard of cell phone radiation on thyroid cells and hormones: a systematic review of evidences.

Radiofrequency-induced carcinogenesis: cellular calcium homeostasis changes as a triggering factor.

Mobile phone electromagnetic radiation affects Amyloid Precursor Protein and alpha-synuclein metabolism in SH-SY5Y cells.

Exposure to cell phone radiations produces biochemical changes in worker honey bees.

Human mesenchymal stem cells are sensitive to abnormal gravity and exhibit classic apoptotic features.

[Surface markers and functions of human dendritic cells exposed to mobile phone 1800 MHz electromagnetic fields].

Activation of the TRPV1 Thermoreceptor Induced by Modulated or Unmodulated 1800 MHz Radiofrequency Field Exposure.

Low power radiofrequency electromagnetic radiation for the treatment of pain due to osteoarthritis of the knee.

Calcium-binding proteins and GFAP immunoreactivity alterations in murine hippocampus after 1 month of exposure to 835 MHz radiofrequency at SAR values of 1.6 and 4.0 W/kg.

Alteration of glycine receptor immunoreactivity in the auditory brainstem of mice following three months of exposure to radiofrequency radiation at SAR 4.0 W/kg.

Radiofrequency (RF) effects on blood cells, cardiac, endocrine, and immunological functions.

Influence of electromagnetic waves, with maxima in the green or red range, on the morphofunctional properties of multipotent stem cells.

Can exposure to a terrestrial trunked radio (TETRA)-like signal cause symptoms? A randomised double-blind provocation study.

Potential protection of green tea polyphenols against 1800 MHz electromagnetic radiation-induced injury on rat cortical neurons.

Effects of 2450 MHz electromagnetic fields with a wide range of SARs on methylcholanthrene-induced transformation in C3H10T1/2 cells.

Assessment of intermittent UMTS electromagnetic field effects on blood circulation in the human auditory region using a near-infrared system.

Skin changes in "screen dermatitis" versus classical UV- and ionizing irradiation-related damage--similarities and differences.

Fourth Level Cluster 81 (673)

Theme - Adverse impacts of power-line EMF

--Leaf Cluster 9 (43)

Theme - Adverse effects of ELF magnetic field exposures

Titles

[Electromagnetic noise blocks the gap-junctional intercellular communication suppression induced by 50 Hz magnetic field].

Developmental effects of magnetic field (50 Hz) in combination with ionizing radiation and chemical teratogens.

The effect of extremely low frequency magnetic field on the conjunctiva and goblet cells.

Chronic exposure to an extremely low-frequency magnetic field induces depression-like behavior and corticosterone secretion without enhancement of the hypothalamic-pituitary-adrenal axis in mice.

Effect of coexposure to 50 Hz magnetic fields and an aneugen on human lymphocytes, determined by the cytokinesis block micronucleus assay.

[Superposition of noise magnetic fields inhibits clustering of fibroblast membrane surface receptors induced by 50 Hz magnetic fields in Chinese hamster lungs].

Extremely low frequency magnetic field induces hyperalgesia in mice modulated by nitric oxide synthesis.

The cardiovascular response to an acute 1800-microT, 60-Hz magnetic field exposure in humans.

Mouse early embryos obtained by natural breeding or in vitro fertilization display a differential sensitivity to extremely low-frequency electromagnetic fields.

Interaction of MF 50 Hz, 10 mT with high dose of X-rays: evaluation of embryotoxicity in chick embryos.

Effects on micronuclei formation of 60-Hz electromagnetic field exposure with ionizing radiation, hydrogen peroxide, or c-Myc overexpression.

Rodent cell transformation and immediate early gene expression following 60-Hz magnetic field exposure.

[A study on dose-effect of suppression to gap junctional intercellular communication function by 50-Hz magnetic fields].

Effect of magnetic field exposure on anchorage-independent growth of a promoter-sensitive mouse epidermal cell line (JB6).

Exposure to 60-Hz magnetic fields and proliferation of human astrocytoma cells in vitro.

Activation of Signaling Cascades by Weak Extremely Low Frequency Electromagnetic Fields.

Effects of ELF magnetic fields on protein expression profile of human breast cancer cell MCF7.

[Noise magnetic fields block co-suppression effect induced by power frequency magnetic field and phorbol ester].

The response of the human circulatory system to an acute 200- $\mu$ T, 60-Hz magnetic field exposure.

Exposure of *Drosophila melanogaster* embryonic cell cultures to 60-Hz sinusoidal magnetic fields: assessment of potential teratogenic effects.

Non-thermal effects of power-line magnetic fields (50 Hz) on gene expression levels of pluripotent embryonic stem cells-the role of tumour suppressor p53.

[Abnormal shift of connexin 43 gap-junction protein induced by 50 Hz electromagnetic fields in Chinese hamster lung cells].

[Effects of power frequency magnetic field on gap junction intercellular communication of astrocytes].

Mutation induction by high-density, 50-Hz magnetic fields in human MeWo cells exposed in the DNA synthesis phase.

Micronucleus induction in Syrian hamster embryo cells following exposure to 50 Hz magnetic fields, benzo(a)pyrene, and TPA in vitro.

[Estimation of magnetic radiation effects on leucocytes].

[Effects of electromagnetic noise on the enhancement of stress-activated protein kinase(SAPK) phosphorylation induced by 50 Hz magnetic fields].

Micronucleus formation in human amnion cells after exposure to 50 Hz MF applied horizontally and vertically.

Immune function and host defense in rodents exposed to 60-Hz magnetic fields.

Effects of 50-Hz magnetic field exposure on hormone secretion and apoptosis-related gene expression in human first trimester villous trophoblasts in vitro.

Effects of whole-body 50-Hz magnetic field exposure on mouse Leydig cells.

Superposition of an incoherent magnetic field inhibited EGF receptor clustering and phosphorylation induced by a 1.8 GHz pulse-modulated radiofrequency radiation.

Effects of 50 Hz sinusoidal magnetic fields on Hsp27, Hsp70, Hsp90 expression in porcine aortic endothelial cells (PAEC).

Effect of 60 Hz magnetic field exposure on c-fos expression in stimulated PC12 cells.

Immune markers and ornithine decarboxylase activity among electric utility workers.

Neural mass modeling of power-line magnetic fields effects on brain activity.

Modulation of natural killer cell function after exposure to 60 Hz magnetic fields: confirmation of the effect in mature B6C3F1 mice.

Alteration of tight and adherens junctions on 50-Hz magnetic field exposure in Madin Darby canine kidney (MDCK) cells.

Genome-wide transcription analysis of Escherichia coli in response to extremely low-frequency magnetic fields.

Real-time detection of stimulus response in cultured neurons by high-intensity intermediate-frequency magnetic field exposure.

Magnetic field desensitizes 5-HT(1B) receptor in brain: pharmacological and functional studies.

Influence of combined AC-DC magnetic fields on free radicals in organized and biological systems. Development of a model and application of the radical pair mechanism to radicals in micelles.

A 1.8-GHz radiofrequency radiation induces EGF receptor clustering and phosphorylation in cultured human amniotic (FL) cells.

--Leaf Cluster 17 (55)

Theme - Adverse impacts of EMF on mammary cancer development

Titles

Acceleration of mammary tumorigenesis by exposure of 7,12-dimethylbenz[a]anthracene-treated female rats in a 50-Hz, 100-microT magnetic field: replication study.

A histopathological study on alterations in DMBA-induced mammary carcinogenesis in rats with 50 Hz, 100 muT magnetic field exposure.

Effects of magnetic fields on mammary tumor development induced by 7,12-dimethylbenz(a)anthracene in rats.

Significant differences in the effects of magnetic field exposure on 7,12-dimethylbenz(a)anthracene-induced mammary carcinogenesis in two substrains of Sprague-Dawley rats.

Effects of weak alternating magnetic fields on nocturnal melatonin production and mammary carcinogenesis in rats.

Do cocarcinogenic effects of ELF electromagnetic fields require repeated long-term interaction with carcinogens? Characteristics of positive studies using the DMBA breast cancer model in rats.

Effect of 26 week magnetic field exposures in a DMBA initiation-promotion mammary gland model in Sprague-Dawley rats.

Effect of 13 week magnetic field exposures on DMBA-initiated mammary gland carcinomas in female Sprague-Dawley rats.



Effects of GSM-900 microwaves on DMBA-induced mammary gland tumors in female Sprague-Dawley rats.

[Effects of mobile-phone microwave on dimethylbenz (a) anthracene induced mammary carcinoma development in rats].

Effects of 900 MHz GSM wireless communication signals on DMBA-induced mammary tumors in rats.

Developmental toxicity evaluation of ELF magnetic fields in Sprague-Dawley rats.

Developmental toxicity study of 60 Hz (power frequency) magnetic fields in rats.

In vivo exposure of rats to a weak alternating magnetic field increases ornithine decarboxylase activity in the mammary gland by a similar extent as the carcinogen DMBA.

A study on skin tumour formation in mice with 50 Hz magnetic field exposure.

Rat liver foci study on coexposure with 50 Hz magnetic fields and known carcinogens.

5-Iododeoxyuridine-125I incorporation in vivo after exposure to a 50 Hz magnetic field.

Study on potential effects of "902-MHz GSM-type Wireless Communication Signals" on DMBA-induced mammary tumours in Sprague-Dawley rats.

Anxiogenic effect of chronic exposure to extremely low frequency magnetic field in adult rats.

Acute and subchronic toxicity of 20 kHz and 60 kHz magnetic fields in rats.

Results of lifespan exposure to continuous and intermittent extremely low frequency electromagnetic fields (ELFEMF) administered alone to Sprague Dawley rats.

Chronic, low-level (1.0 W/kg) exposure of mice prone to mammary cancer to 2450 MHz microwaves.

Acute effects of 50 Hz magnetic field exposure on human visual task and cardiovascular performance.

Cancer promotion in a mouse-skin model by a 60-Hz magnetic field: II. Tumor development and immune response.

Repeated exposure of C3H/HeJ mice to ultra-wideband electromagnetic pulses: lack of effects on mammary tumors.

[Effects of chronic exposure of power frequency magnetic field on neurobehavior in rats].

Multigeneration reproductive toxicity assessment of 60-Hz magnetic fields using a continuous breeding protocol in rats.

Assessing the potential carcinogenic activity of magnetic fields using animal models.

Evaluation of the potential carcinogenicity of 60 Hz linear sinusoidal continuous-wave magnetic fields in Fischer F344 rats.

Effect of exposure to extremely low electro-magnetic field during prenatal period on mice spleen.

Effects of magnetic field exposure on the development of lung fibrosis elicited by industrial pollutants.

Effect of radiofrequency radiation exposure on mouse skin tumorigenesis initiated by 7,12-dimethylbenz[alpha]anthracene.

Recent experimental data on Extremely Low Frequency (ELF) magnetic field carcinogenic risk: open questions.

Extremely low-frequency magnetic fields modulate nitric oxide signaling in rat brain.

[Modifying effect of light and electromagnetic field on development of mammary tumors induced by N-nitrosomethyl urea in female rats].

Effects of subchronic extremely low-frequency electromagnetic field exposure on biochemical parameters in rats.

Effects of gestational exposure to a video display terminal-like magnetic field (20-kHz) on CBA/S mice.

Evaluation of the developmental toxicity of 60 Hz magnetic fields and harmonic frequencies in Sprague-Dawley rats.

Testing electromagnetic fields for potential carcinogenic activity: a critical review of animal models.

Effects of aluminum and extremely low frequency electromagnetic radiation on oxidative stress and memory in brain of mice.

Skeletal muscle HSP72 and norepinephrine response to static magnetic field in rat.

Effect of chronic exposure to a GSM-like signal (mobile phone) on survival of female Sprague-Dawley rats: modulatory effects by month of birth and possibly stage of the solar cycle.

Long-term exposure of Sprague Dawley rats to 20 kHz triangular magnetic fields.

Spontaneous and nitrosourea-induced primary tumors of the central nervous system in Fischer 344 rats chronically exposed to 836 MHz modulated microwaves.

In vivo studies of the effect of magnetic field exposure on ontogeny of choline acetyltransferase in the rat brain.

Spontaneous and nitrosourea-induced primary tumors of the central nervous system in Fischer 344 rats exposed to frequency-modulated microwave fields.

Toxicity bioassay in Sprague-Dawley rats exposed to 20 kHz triangular magnetic field for 90 days.

A cerebral primitive neuroectodermal tumor in a squirrel monkey (*Saimiri sciureus*).

Indication of cocarcinogenic potential of chronic UMTS-modulated radiofrequency exposure in an ethylnitrosourea mouse model.

A case of hepatocellular carcinoma rupturing after angiography.

A case of recurring hepatocellular carcinoma with a solitary Virchow's lymph node metastasis.

Benzodiazepine system is involved in hyperalgesia in rats induced by the exposure to extremely low frequency magnetic fields.

[A case report of primary hepatic carcinoid with lymph node metastasis--treatment of hepatic arterial infusion to post-reoperative liver and radiation to metastasis of para-aortic lymph nodes].

Effects of mobile phone radiation on UV-induced skin tumourigenesis in ornithine decarboxylase transgenic and non-transgenic mice.

[A case of renal cell carcinoma in a horseshoe kidney].

--Leaf Cluster 6 (67)

Theme - Adverse health effects of magnetic fields associated with magnetic resonance imaging

Titles

Menometrorrhagia in magnetic resonance imaging operators with copper intrauterine contraceptive devices (IUDS): a case report.

Safety issues in magnetic resonance imaging.

[Magnetic resonance imaging : Recent studies on biological effects of static magnetic and highfrequency electromagnetic fields].

A review of the current use of magnetic resonance imaging in pregnancy and safety implications for the fetus.

Retrospective assessment of exposure to static magnetic fields during production and development of magnetic resonance imaging systems.

[Safety of magnetic resonance imaging in patients with implanted cardiovascular devices].

Implantable pulse generators (pacemakers) and electrodes: safety in the magnetic resonance imaging scanner environment.

Health risk assessment of occupational exposure to a magnetic field from magnetic resonance imaging devices.

Calculation of radiofrequency electromagnetic fields and their effects in MRI of human subjects.

Biological effects of exposure to magnetic resonance imaging: an overview.

The safety of MRI. Considerations for site planning and clinical use.

Interference with cardiac pacemakers by magnetic resonance imaging: are there irreversible changes at 0.5 Tesla?

Evaluation of occupational exposure in magnetic resonance sites.

Safety of strong, static magnetic fields.

Guidelines and recommendations for MR imaging safety and patient management. III.  
Questionnaire for screening patients before MR procedures. The SMRI Safety Committee.

Safety concerns related to magnetic field exposure.

Occupational exposure of healthcare and research staff to static magnetic stray fields from 1.5-7 Tesla MRI scanners is associated with reporting of transient symptoms.

Magnetic resonance imaging safety: implications for cardiovascular patients.

Exposure classification of MRI workers in epidemiological studies.

MRI magnetic field stimulates rotational sensors of the brain.

[Exposure to static magnetic field and health hazards during the operation of magnetic resonance scanners].

The effects of 1.5T magnetic resonance imaging on early murine in-vitro embryo development.

Effect of electromagnetic field accompanying the magnetic resonance imaging on human heart rate variability - a pilot study.

A comprehensive analysis of MRI research risks: in support of full disclosure.

Exposure to time varying magnetic fields associated with magnetic resonance imaging reduces fentanyl-induced analgesia in mice.

MRI effects on craniofacial size and crown-rump length in C57BL/6J mice in 1.5T fields.

RF-EMF exposure of fetus and mother during magnetic resonance imaging.

Effects of static magnetic fields on cognition, vital signs, and sensory perception: a meta-analysis.

Pilot study investigating the effect of the static magnetic field from a 9.4-T MRI on the vestibular system.

Exposure to static and time-varying magnetic fields from working in the static magnetic stray fields of MRI scanners: a comprehensive survey in the Netherlands.

Safety considerations in MR imaging.

Human exposure to 4.0-Tesla magnetic fields in a whole-body scanner.

Vestibular stimulation by magnetic fields.

EMF exposure variation among MRI sequences from pediatric examination protocols.

Adaptive suppression of power line interference in ultra-low field magnetic resonance imaging in an unshielded environment.

Exposure, health complaints and cognitive performance among employees of an MRI scanners manufacturing department.

[ECG changes caused by the effect of static magnetic fields of nuclear magnetic resonance tomography using magnets with a field power of 0.5 to 4.0 Telsa].

Development of hypertension after long-term exposure to static magnetic fields among workers from a magnetic resonance imaging device manufacturing facility.

An improved quasi-static finite-difference scheme for induced field evaluation in MRI based on the biconjugate gradient method.

A trail of artificial vestibular stimulation: electricity, heat, and magnet.

Prediction of specific absorption rate in mother and fetus associated with MRI examinations during pregnancy.

Effect of 1.5 tesla nuclear magnetic resonance imaging scanner on implanted permanent pacemakers.

MRI safety: everyone's job.

MR procedures: biologic effects, safety, and patient care.

Operational safety issues in MRI.

Biologic effects and potential hazards of nuclear magnetic imaging.

Novel mechanistic model and computational approximation for electromagnetic safety evaluations of electrically short implants.

[Possible mutagenic effects of magnetic fields].

[Effect of a static magnetic field (3.5 T) on the reproductive behavior of mice, on the embryo and fetal development and on selected hematologic parameters].

[Bacterial mutation in high magnetic fields and radiofrequency radiation].

Neurophysiology: vertigo in MRI machines.

Complex magnetic field exposure system for in vitro experiments at intermediate frequencies.

Magnetic-field-induced vertigo: a theoretical and experimental investigation.

Effects of magnetic stray fields from a 7 tesla MRI scanner on neurocognition: a double-blind randomised crossover study.

Effect of a 0.5-T static magnetic field on conduction in guinea pig spinal cord.

Cognitive, cardiac, and physiological safety studies in ultra high field magnetic resonance imaging.

Magnetic resonance imaging of the chest. Where we stand.

Exposure to static magnetic fields and risk of accidents among a cohort of workers from a medical imaging device manufacturing facility.

MR safety: past, present, and future from a historical perspective.

Pacemaker reed switch behavior in 0.5, 1.5, and 3.0 Tesla magnetic resonance imaging units: are reed switches always closed in strong magnetic fields?

Offline impedance measurements for detection and mitigation of dangerous implant interactions: an RF safety prescreen.

[Do strong static magnetic fields in NMR tomography modify tissue perfusion?].

Aneurysm clips: evaluation of magnetic field interactions and translational attraction by use of "long-bore" and "short-bore" 3.0-T MR imaging systems.

Modeling of the internal fields distribution in human inner hearing system exposed to 900 and 1800 MHz.

Safety aspects of switched gradient fields.

Effect on germination and early growth characteristics in sunflower (*Helianthus annuus*) seeds exposed to static magnetic field.

INFLUENCE OF STATIC ELECTRICITY ON RADON MEASUREMENT USING PASSIVE DETECTORS.

--Leaf Cluster 32 (139)

Theme - Health risks of power-line electromagnetic fields on humans

Titles

An examination of underlying physical principles. The interaction of power-line electromagnetic fields with the human body.

The establishment of frequency dependent limits for electric and magnetic fields and evaluation of indirect effects.

Health risks of electric and magnetic fields caused by high-voltage systems in Finland.

Electric field induced in the human body by uniform 50 Hz electric or magnetic fields: bibliography analysis and method for conservatively deriving measurable limits.

LEVELS OF EXTREMELY LOW-FREQUENCY ELECTRIC AND MAGNETIC FIELDS FROM OVERHEAD POWER LINES IN THE OUTDOOR ENVIRONMENT OF RAMALLAH CITY-PALESTINE.

Exposure of workers in the electric power industry to electric and magnetic fields.

Comparison of cardiac-induced endogenous fields and power frequency induced exogenous fields in an anatomical model of the human body.

Influence of 50 Hz electric and magnetic fields on the human heart.

Physiologic and dosimetric considerations for limiting electric fields induced in the body by movement in a static magnetic field.

The influence of 50 Hz electric and magnetic fields on the extrasystoles of human heart.

Computational estimation of magnetically induced electric fields in a rotating head.

[Evaluation of reports on environmental measurements of electromagnetic fields generated by high voltage transmission lines and substations].

Intensity of electric and magnetic fields from power lines within the business district of 60 Ontario communities.

Current densities in a pregnant woman model induced by simultaneous ELF electric and magnetic field exposure.

Basic restrictions in EMF exposure guidelines.

Numerical dosimetry at power-line frequencies using anatomically based models.

Impedance method computation of induced currents in a simple model of a child exposed to electromagnetic fields of an electric blanket.

[Effects of electromagnetic field emitted by electric blankets on brain catecholamine in fetal mice].

[Practical aspects of taking measurements of electromagnetic fields in the surrounding of overhead transmission lines].

Electric and magnetic field exposures for people living near a 735-kilovolt power line.

Nerves in a human body exposed to low-frequency electromagnetic fields.

Current densities and total contact currents for 110 and 220 kV power line tasks.

Evaluation and measurement of magnetic field exposure at a typical high-voltage substation and its power lines.

Current densities measured in human models exposed to 60-Hz electric fields.

Assessment of exposure to intermediate frequency electric fields and contact currents from a plasma ball.

Fetal exposure to low frequency electric and magnetic fields.

Dealing with uncertainty in formulating occupational and public exposure limits.

Limiting electric fields of HVDC overhead power lines.

Electric field prediction for a human body-electric machine system.

Evaluation of long-term exposure to the magnetic field produced from power lines.

Exposure Modelling of Extremely Low-Frequency Magnetic Fields from Overhead Power Lines and Its Validation by Measurements.

Comparison of cardiac and 60 Hz magnetically induced electric fields measured in anesthetized rats.

Summary and evaluation of guidelines for occupational exposure to power frequency electric and magnetic fields.

Effects of high-intensity power-frequency electric fields on implanted modern multiprogrammable cardiac pacemakers.

Evaluation of current densities and total contact currents in occupational exposure at 400 kV substations and power lines.

A system for simultaneous exposure of small animals to 60-Hz electric and magnetic fields.

Comparison of electric field exposure measurement methods under power lines.

Quandaries in the application of the ICNIRP low frequency basic restriction on current density.

Human body exposure to power lines: relation of induced quantities to external magnetic fields.

Measurement and Modeling of Personal Exposure to the Electric and Magnetic Fields in the Vicinity of High Voltage Power Lines.

Effects of electric and magnetic fields from high-power lines on female urinary excretion of 6-sulfatoxymelatonin.

60-Hertz electric-field exposures in transmission line towers.

Possible health effects of 50/60Hz electric and magnetic fields: review of proposed mechanisms.

Pacemaker interference by magnetic fields at power line frequencies.

Non-Hodgkin's lymphoma among electric utility workers in Ontario: the evaluation of alternate indices of exposure to 60 Hz electric and magnetic fields.



Fields and currents in the organs of the human body when exposed to power lines and VLF transmitters.

Assessment of the magnetic field exposure due to the battery current of digital mobile phones.

Health effects relevant to the setting of EMF exposure limits.

Neuroelectric mechanisms applied to low frequency electric and magnetic field exposure guidelines--part I: sinusoidal waveforms.

Pacemaker interference and low-frequency electric induction in humans by external fields and electrodes.

High-voltage overhead power lines in epidemiology: patterns of time variations in current load and magnetic fields.

Comparison of various safety guidelines for electronic article surveillance devices with pulsed magnetic fields.

Influence of human model resolution on computed currents induced in organs by 60-Hz magnetic fields.

Current densities and total contact currents associated with 400 kV power line tasks.

Frequency spectra from current vs. magnetic flux density measurements for mobile phones and other electrical appliances.

Possible mechanisms by which electric fields from power lines might affect airborne particles harmful to health.

Uncertainty evaluation in the measurement of power frequency electric and magnetic fields from AC overhead power lines.

Exposure to power-frequency electromagnetic fields in Denmark.

Induced current measurements in whole body exposure condition to radio frequency electric fields.

Assessment of foetal exposure to the homogeneous magnetic field harmonic spectrum generated by electricity transmission and distribution networks.

Survey of ELF magnetic field levels in households near overhead power lines in Serbia.

Dose response study of human exposure to 60 Hz electric and magnetic fields.

The monitoring results of electromagnetic radiation of 110-kV high-voltage lines in one urban location in Chongqing P.R. China.

Occupational exposure to power frequency fields in some electrical transformation stations in Romania.

[The ecological-hygienic aspects of the study of industrial-frequency magnetic fields].

Cardiac pacemakers in electric and magnetic fields of 400-kV power lines.

The interference threshold of cardiac pacemakers in electric 50 Hz fields.

Active medical implants and occupational safety--measurement and numerical calculation of interference voltage.

Current densities and total contact currents during forest clearing tasks under 400 kV power lines.

[Biological effects of electromagnetic fields (author's transl)].

Clinical study of interference with cardiac pacemakers by a magnetic field at power line frequencies.

Effects of a high-voltage direct-current transmission line on beef cattle production.

Acute effects of ELF electromagnetic fields: a field study of linesmen working with 400 kV power lines.

[Diseases in animals associated with exposure to electric and magnetic fields of 50/60 Hz: report of a case].

Powerline frequency electric and magnetic fields: a pilot study of risk perception.

[Duration of conscious reactions in persons exposed to an electric field of 50 Hz frequency].

Implantable cardioverter defibrillators in electric and magnetic fields of 400 kV power lines.

Effects of low frequency electric fields on synaptic integration in hippocampal CA1 pyramidal neurons: implications for power line emissions.

[Intensity of electromagnetic field and electric current on human bodies induced by electric blanket].

Memory loss risk assessment for the students nearby high-voltage power lines-a case study.

Theoretical limits on the threshold for the response of long cells to weak extremely low frequency electric fields due to ionic and molecular flux rectification.

An In Situ and In Silico Evaluation of Biophysical Effects of 27 MHz Electromagnetic Whole Body Humans Exposure Expressed by the Limb Current.

Interference with the pacemakers of two workers at electricity substations.

Sensitivity to electricity in the catfish, *Parasilurus asotus*.

Electric and magnetic fields generated by ac power lines: an application of advanced modelling tools in order to predict exposure levels.

[The characteristics of the electromagnetic situation close to overhead electric power transmission lines in St. Petersburg].

Human perception of electric fields and ion currents associated with high-voltage DC transmission lines.

[An experimental study of the sciatic nerve injury by high voltage electricity in rabbits].

Magnetic induction at 60 Hz in the human heart: a comparison between the in situ and isolated scenarios.

Exposure guidelines for low-frequency electric and magnetic fields: report from the Brussels workshop.

Power lines and ionizing radiation.

COMPUTATIONAL ASSESSMENT OF PREGNANT WOMAN MODELS EXPOSED TO UNIFORM ELF-MAGNETIC FIELDS: COMPLIANCE WITH THE EUROPEAN CURRENT EXPOSURE REGULATIONS FOR THE GENERAL PUBLIC AND OCCUPATIONAL EXPOSURES AT 50 Hz.

[Exposure of workers to electric and magnetic fields from radiofrequency dielectric heaters to process polyvinyl chloride material].

Effects of 50 Hz electric currents on vigilance and concentration.

Can disturbances in the atmospheric electric field created by powerline corona ions disrupt melatonin production in the pineal gland?

Experimental and numeric investigation about electromagnetic interference between implantable cardiac pacemaker and magnetic fields at power line frequency.

SAR changes in a human head model for plane wave exposure (500 - 2500 MHz) and a comparison with IEEE 2005 safety limits.

The possible consequences for cognitive functions of external electric fields at power line frequency on hippocampal CA1 pyramidal neurons.

Interference of 16.7-Hz electromagnetic fields on measured electrocardiogram.

Biological effects of a 765-kV transmission line: exposures and thresholds in honeybee colonies.

Power-frequency magnetic fields from electric blankets.

Electric fields in bone marrow substructures at power-line frequencies.

Analysis of the relationship between electromagnetic radiation characteristics and urban functions in highly populated urban areas.

Chronic exposure of primates to 60-Hz electric and magnetic fields: III. Neurophysiologic effects.

Exposure of the human body to professional and domestic induction cooktops compared to the basic restrictions.

Electricity and the heart.

[Occupational exposure of physical therapists to electric and magnetic fields and the efficacy of Faraday cages].

Biological effects of exposure to static electric fields in humans and vertebrates: a systematic review.

Biological effects of electric and magnetic fields on productivity of dairy cows.

Computer screens and brain cancer.

[Clinical analysis of brain injury in patients injured by high voltage electricity].

Studies on eliminating interference by electromagnetic induction from power lines in ECG signals.

A Shear-Mode Piezoelectric Heterostructure for Electric Current Sensing in Electric Power Grids.

Provocation of electric hypersensitivity under everyday conditions.

Chronic exposure of primates to 60-Hz electric and magnetic fields: I. Exposure system and measurements of general health and performance.

Low-voltage electricity-induced lung injury.

Biophysical cancer transformation pathway.

The influence of electromagnetic interference and ionizing radiation on cardiac pacemakers.

Relationship of electric power quality to milk production of dairy herds - field study with literature review.

[Pathomorphological constellation in death resulting from high voltage electricity].

The urban decline of the house sparrow (*Passer domesticus*): a possible link with electromagnetic radiation.

[Injuries caused by electricity].

Compound injury from high-voltage electricity.

Exposure to static electric fields leads to changes in biogenic amine levels in the brains of *Drosophila*.

Effects of electric field reduction in visual display units on skin symptoms.

Do induction loops pose a hazard to health?

Effects of concurrent exposure to 60 Hz electric and magnetic fields on the social behavior of baboons.

Assessment of motor pathways by magnetic stimulation in human and veterinary medicine.

Cow sensitivity to electricity during milking.

Characteristics and potential human health hazards of charged aerosols generated by high-voltage power lines.

Elimination of power line interference from ECG signals using recurrent neural networks.

Neuroelectric mechanisms applied to low frequency electric and magnetic field exposure guidelines--part II: non sinusoidal waveforms.

Electromagnetic field strength levels surrounding electronic article surveillance (EAS) systems.

Suppression of power-line interference by analog notch filtering in the ECG signal for heart rate variability analysis: to do or not to do?

Return to arc welding following defibrillator implantation.

Fracture due to shock from domestic electricity supply.

Cascading failures in ac electricity grids.

Renal artery thrombosis due to high voltage electricity.

The potential of electricity transmission corridors in forested areas as bumblebee habitat.

--Leaf Cluster 34 (188)

Theme - Adverse effects of low-frequency electromagnetic fields on humans

Titles

An evaluation of the existing evidence on the carcinogenic potential of extremely low frequency magnetic fields.

Possible mechanisms by which extremely low frequency magnetic fields affect opioid function.

Effects of 60 Hz magnetic fields on teenagers and adults.

Do extremely low frequency magnetic fields enhance the effects of environmental carcinogens? A meta-analysis of experimental studies.

Biological interactions and potential health effects of extremely-low-frequency magnetic fields from power lines and other common sources.

Effects of extremely low-frequency magnetic field on growth and differentiation of human mesenchymal stem cells.

[Morphological characteristics and various theories on the mechanism of biological effect of magnetic fields].

Developmental effects of extremely low frequency electric and magnetic fields.

[Very low frequency electric and magnetic fields and the immune system].

Concern that "EMF" magnetic fields from power lines cause cancer.

Effects of low-frequency magnetic fields on embryonic development and pregnancy.

Perspectives on health effects of electric and magnetic fields.

Assessment of ELF magnetic fields produced by independent power lines.

Low-frequency magnetic fields and cancer. What you should know and what to tell your patients.

Extremely low frequency magnetic field (50 Hz, 0.5 mT) modifies fitness components and locomotor activity of *Drosophila subobscura*.

Extremely low frequency magnetic field effects on metabolite of *Aspergillus niger*.

Extremely-low frequency magnetic field effects on sulfate reducing bacteria viability.

Extremely low frequency (ELF) magnetic fields and apoptosis: a review.

Variability and consistency of electric and magnetic field occupational exposure measurements.

The genotoxic potential of electric and magnetic fields: an update.

Power frequency electromagnetic fields and health. Where's the evidence?

Interaction of static and extremely low frequency electric and magnetic fields with living systems: health effects and research needs.

[Biological influences of electromagnetic fields].

[Biological and health effects on electric and magnetic fields at extremely low frequencies].

[Biological effects of nonionizing radiation: low frequency electromagnetic fields].

Extremely low-frequency magnetic fields of transformers and possible biological and health effects.

EMF and health.

[Evaluation of the effects of electric and magnetic fields in humans].

Induction of kinetochore-positive and kinetochore-negative micronuclei in CHO cells by ELF magnetic fields and/or X-rays.

Epidemiological studies of work with video display terminals and adverse pregnancy outcomes (1984-1992).

Possible health hazards from exposure to power-frequency electric and magnetic fields--a COMAR Technical Information Statement.

Extremely low frequency (ELF) magnetic fields enhance chemically induced formation of apurinic/aprimidinic (AP) sites in A172 cells.

Occupational exposure to intermediate frequency and extremely low frequency magnetic fields among personnel working near electronic article surveillance systems.

[The role of free radicals in mechanisms of biological function exposed to weak, constant and net magnetic fields].

Behavioural evidence that magnetic field effects in the land snail, *Cepaea nemoralis*, might not depend on magnetite or induced electric currents.

The effect of a 50 Hz magnetic field on cognitive function in humans.

Exposure assessment for electric and magnetic fields.

Assessment of occupational exposure to extremely low frequency magnetic fields in hospital personnel.

Origins of electromagnetic hypersensitivity to 60 Hz magnetic fields: A provocation study.

Exposure to magnetic fields of railway engine drivers: a case study in Italy.

Acute exposure to 50-Hz magnetic fields increases interleukin-6 in young healthy men.

A review of the literature on potential reproductive and developmental toxicity of electric and magnetic fields.

[Influence of low magnetic field on lipid peroxidation].

50-Hz magnetic field exposure system for small animals.

Typical exposure of children to EMF: exposimetry and dosimetry.

[Risks of electromagnetic fields for humans].

Low-frequency pulsed electromagnetic field exposure can alter neuroprocessing in humans.

A critical review of the genotoxic potential of electric and magnetic fields.

Occupational exposures of pharmacists and pharmaceutical assistants to 60 Hz magnetic fields.

Evaluation of in vitro effects of 50 and 60 Hz magnetic fields in regional EMF exposure facilities.

Exposure system to study hypotheses of ELF and RF electromagnetic field interactions of mobile phones with the central nervous system.

Exposure of welders and other metal workers to ELF magnetic fields.

Safety of the magnetic field generated by a neuronal magnetic stimulator: evaluation of possible mutagenic effects.

Exposure of high resolution fetuses in advanced pregnant woman models at different stages of pregnancy to uniform magnetic fields at the frequency of 50 Hz.

The epidemiology of electric and magnetic field exposures in the power frequency range and reproductive outcomes.

Food and Drug Administration low-level extremely-low-frequency magnetic field exposure facility.

Analyses of magnetic-field peak-exposure summary measures.

Increased resorptions in CBA mice exposed to low-frequency magnetic fields: an attempt to replicate earlier observations.

Cancer promotion in a mouse-skin model by a 60-Hz magnetic field: I. Experimental design and exposure system.

Influence of weak static and 50 Hz magnetic fields on the redox activity of cytochrome-C oxidase.

Evaluating alternative exposure indices in epidemiologic studies on extremely low-frequency magnetic fields.

Amyotrophic lateral sclerosis (ALS) and extremely-low frequency (ELF) magnetic fields: a study in the SOD-1 transgenic mouse model.

Can low-level 50/60 Hz electric and magnetic fields cause biological effects?

Effects of information and 50 Hz magnetic fields on cognitive performance and reported symptoms.

Electromagnetic radiation from VDT units: study of the effectiveness of an active shielding device.

Extremely low-frequency magnetic fields and heart disease.

The wonders of magnetism.

Human exposure to 60-Hz magnetic fields: neurophysiological effects.

Effects of extremely low-frequency magnetic field exposure on cognitive functions: results of a meta-analysis.

Long-term exposure to extremely low-frequency magnetic fields impairs spatial recognition memory in mice.

Human electrophysiological and cognitive effects of exposure to ELF magnetic and ELF modulated RF and microwave fields: a review of recent studies.

Biophysical mechanisms: a component in the weight of evidence for health effects of power-frequency electric and magnetic fields.



Cardiac autonomic control mechanisms in power-frequency magnetic fields: a multistudy analysis.

Magnetic fields of video display terminals and pregnancy outcome.

[Exposure to low electromagnetic fields and the carcinogenesis process].

[Sister chromatid exchange (SCE) and high-frequency cells in workers professionally exposed to extremely low-frequency magnetic fields (ELF)].

Bio-effects of high magnetic fields: a study using a simple animal model.

Exposure to ELF magnetic and ELF-modulated radiofrequency fields: the time course of physiological and cognitive effects observed in recent studies (2001-2005).

Micronucleus induction in cells co-exposed in vitro to 50 Hz magnetic field and benzene, 1,4-benzenediol (hydroquinone) or 1,2,4-benzenetriol.

Evaluation of residential exposure to intermediate frequency magnetic fields.

Effect of 60-Hz magnetic fields on ultraviolet light-induced mutation and mitotic recombination in *Saccharomyces cerevisiae*.

The effect of 60-Hz magnetic fields on co-promotion of chemically induced skin tumors on SENCAR mice: a discussion of three studies.

Stochastic Dosimetry for the Assessment of Children Exposure to Uniform 50 Hz Magnetic Field with Uncertain Orientation.

Individual subject sensitivity to extremely low frequency magnetic field.

Assessment of magnetic field exposures for a mortality study at a uranium enrichment plant.

Human cognitive performance in a 3 mT power-line frequency magnetic field.

[Problem of studying influence of electric and magnetic fields on human health. Results and prospects].

Effects of magnetic field exposure on open field behaviour and nociceptive responses in mice.

Biological effects of extremely low-frequency electromagnetic fields: in vivo studies.

Effects in rodents of a 1-month exposure to magnetic fields (200-1200 Gauss).

Symptoms of the musculoskeletal system and exposure to magnetic fields in an aluminium plant.

Children's exposure to magnetic fields produced by U.S. television sets used for viewing programs and playing video games.

Provocation study of persons with perceived electrical hypersensitivity and controls using magnetic field exposure and recording of electrophysiological characteristics.

Implantable cardioverter defibrillator and 50-Hz electric and magnetic fields exposure in the workplace.

A study of heart rate and heart rate variability in human subjects exposed to occupational levels of 50 Hz circularly polarised magnetic fields.

Measuring exposed magnetic fields of welders in working time.

Intermittent exposures to nanoTesla range, 7 Hz, amplitude-modulated magnetic fields increase regeneration rates in planarian.

Cancer from exposure to 50/60 Hz electric and magnetic fields--a major scientific debate.

Chronic or intractable medical problems associated with prolonged exposure to unsuspected harmful environmental electric, magnetic or electro-magnetic fields radiating in the bedroom or workplace and their exacerbation by intake of harmful light and heavy metals from common sources.

Physiological variables and subjective symptoms by 60 Hz magnetic field in EHS and non-EHS persons.

[Analysis on outer hair cells hazards from occupational exposure to low frequency electric and magnetic fields and magnetic fields and its related factors].

Possible cocarcinogenic effects of ELF electromagnetic fields may require repeated long-term interaction with known carcinogenic factors.

Psychological effects of chronic exposure to 50 Hz magnetic fields in humans living near extra-high-voltage transmission lines.

Effects of short term exposure to 60 Hz electromagnetic fields on interleukin 1 and interleukin 6 production by peritoneal exudate cells.

Apoptosis in haemopoietic progenitor cells exposed to extremely low-frequency magnetic fields.

ELF magnetic fields in a city environment.

Assessing compliance with 60-hertz magnetic-field exposure guidelines.

[Epidemiological study of populations exposed to high levels of 50 Hz magnetic fields].

Temporally incoherent magnetic fields mitigate the response of biological systems to temporally coherent magnetic fields.

Evaluation of potential health effects of 10 kHz magnetic fields: a short-term mouse toxicology study.

Magnetic fields and radical reactions: recent developments and their role in nature.

Ambient 60-Hz magnetic flux density in an urban neighborhood.

Brief exposure to a 50 Hz, 100 microT magnetic field: effects on reaction time, accuracy, and recognition memory.

The influence of a temporary magnetic field on chicken hatching.

Characterization of Children's Exposure to Extremely Low Frequency Magnetic Fields by Stochastic Modeling.

Natural killer cell activity decreases in workers occupationally exposed to extremely low frequency magnetic fields exceeding 1 microT.

A quick and easy method for checking compliance of multi-frequency magnetic fields with ICNIRP's guidelines.

Measurement of low frequency magnetic fields from digital cellular telephones.

Magnetic fields of video display terminals and spontaneous abortion.

Epidemiologic studies of electric and magnetic fields and cancer: a case study of distortions by the media.

Non-ionizing electromagnetic radiation: a study of carcinogenic and cancer treatment potential.

Electromagnetic field exposure and cancer: a review of epidemiologic evidence.

[State of peripheral blood of technical personnel exposed to constant magnetic fields].

Magnetic field exposure and arrhythmic risk: evaluation in railway drivers.

Prevalence of self-reported hypersensitivity to electric or magnetic fields in a population-based questionnaire survey.

Involvement of eddy currents in the mutagenicity of ELF magnetic fields.

The effects of weak magnetic fields on radical pairs.

Urban exposure to ELF magnetic field due to high-, medium- and low-voltage electricity supply networks.

[The effect of low-frequency electromagnetic fields on the development of experimental mammary tumors].

ECG changes in humans exposed to 50 Hz magnetic fields.

On the role of the interactions of ions with external magnetic fields in physiologic processes and their importance in chronobiology.

Relative-risk-estimate bias and loss of power in the Mantel test for trend resulting from the use of magnetic-field point-in-time ("spot") measurements in epidemiological studies based on an ordinal exposure scale.

[Mercury and creatinine in urine of employees exposed to magnetic fields. A study of a group electrolysis-operators in Norzink A/S in Odda].

Some non neoplastic effects of ELF magnetic fields in experimental animals.

Alternate indices of electric and magnetic field exposures among Ontario electrical utility workers.

[The effect of electromagnetic fields on living organisms: plants, birds and animals].

Calcium homeostasis and low-frequency magnetic and electric field exposure: A systematic review and meta-analysis of in vitro studies.

Exposure to magnetic field harmonics in the vicinity of indoor distribution substations.

Comparison between personal exposure to 60 Hz magnetic fields and stationary home measurements for people living near and away from a 735 kV power line.

A 60 Hz electric and magnetic field exposure facility for nonhuman primates: design and operational data during experiments.

Reduction of laser-induced retinal injury applying the combination of the 3D variable electric and magnetic fields in "vivo".

[Effect of magnetic fields on embryonic mortality].

Speculations on the influence of electromagnetism on genomic and associated structures.

Methodology of a study on the French population exposure to 50 Hz magnetic fields.

Hypersensitivity of human subjects to environmental electric and magnetic field exposure: a review of the literature.

MYC mRNA abundance is unchanged in subcultures of HL60 cells exposed to power-line frequency magnetic fields.

Do naturally occurring magnetic nanoparticles in the human body mediate increased risk of childhood leukaemia with EMF exposure?

Free radical mechanism for the effects of environmental electromagnetic fields on biological systems.

Facility for chronic exposure of rats to ELF magnetic fields.

Dynamic characteristics of membrane ions in multfield configurations of low-frequency electromagnetic radiation.

Flight deck magnetic fields in commercial aircraft.

Cardiovascular alterations in Macaca monkeys exposed to stationary magnetic fields: experimental observations and theoretical analysis.

Personal power-frequency magnetic field exposure in women recruited at an infertility clinic: association with physical activity and temporal variability.

Evaluating exposure cutpoint bias in epidemiologic studies of electric and magnetic fields.

Specific patterns of weak (1 microTesla) transcerebral complex magnetic fields differentially affect depression, fatigue, and confusion in normal volunteers.

Effects of 50 Hz magnetic field exposure on human heart rate variability with passive tilting.

Comment on "designing EMF experiments: what is required to characterize 'exposure'?".

[Effect of high intensity magnetic field on the processes of early growth in plant seeds and development of honeybees].

Low-frequency electromagnetic radiation enhances the induction of rat mammary tumors by nitrosomethyl urea.

Possible disruption of remote viewing by complex weak magnetic fields around the stimulus site and the possibility of accessing real phase space: a pilot study.

60 Hertz magnetic field exposure assessment for an investigation of leukemia in telephone lineworkers.

The heliogeophysical aspects of circumpolar health.

The effects of continuous exposure to 20-kHz sawtooth magnetic fields on the litters of CD-1 mice.

[Magnetic field on the deranged accommodation of visual detector terminal operators].

Macro- and trace element concentrations in blood plasma and cerebrospinal fluid of dairy cows exposed to electric and magnetic fields.

Assessment of occupational exposure patterns by frequency-domain analysis of time series data.

Field enhancement of nonreciprocal electromagnetic wave supported by magnetic surface plasmon.

Residential magnetic field measurements in France: comparison of indoor and outdoor measurements.

Sleep EEG alterations: effects of pulsed magnetic fields versus pulse-modulated radio frequency electromagnetic fields.

Hypothesis on a casual link between EMF and an evolutionary class of cancer and spontaneous abortion.

Exposure to alternating electromagnetic fields and effects on the visual and visuomotor systems.

Statistical review of the henhouse experiments: the effects of a pulsed magnetic field on chick embryos.

A pilot study on the reproductive risks of maternal exposure to magnetic fields from electronic article surveillance systems.

How do honeybees use their magnetic compass? Can they see the North?

Temporal trends and misclassification in residential 60 Hz magnetic field measurements.

The precautionary principle and electric and magnetic fields.

[Assessment of exposure to extremely low frequency magnetic field emitted from monitors].

Anthropogenic electromagnetic noise disrupts magnetic compass orientation in a migratory bird.

A comparison of rheumatoid arthritis and fibromyalgia patients and healthy controls exposed to a pulsed (200 microT) magnetic field: effects on normal standing balance.

An Investigation on the Effect of Extremely Low Frequency Pulsed Electromagnetic Fields on Human Electrocardiograms (ECGs).

Patient reactions to some electromagnetic fields from dental chair and unit: a pilot study.

Occupational 50 Hz magnetic field exposure measurements among female sewing machine operators in Hungary.

Anatomical localization of human detection of weak electromagnetic radiation: experiments with dowsers.

Paroxysmal itching in multiple sclerosis during treatment with external magnetic fields.

Natural very-low-frequency sferics and headache.

Nanoscale Design of Nano-Sized Particles in Shape-Memory Polymer Nanocomposites Driven by Electricity.

Effect of the alternative magnetic stimulation on peripheral circulation for regenerative medicine.

Influence of 50-Hz electromagnetic field on anurian (*Xenopus laevis*) metamorphosis.

--Leaf Cluster 40 (116)

Theme - Adverse effects of low-frequency magnetic fields on rodents

Titles

Influence of 60-Hertz magnetic fields on leukemia.

Long-term exposure of male and female mice to 50 Hz magnetic field: effects on fertility.

Effects of extremely low-frequency electromagnetic fields (ELF-EMF) exposure on B6C3F1 mice.

Deficits in spatial learning after exposure of mice to a 50 Hz magnetic field.

Eight-week toxicity study of 60 Hz magnetic fields in F344 rats and B6C3F1 mice.

Dominant lethal studies in male mice after exposure to a 50-Hz electric field.

Long term effects of a 50 Hz electric field on the life-expectancy of mice.

Effect of a 9 mT pulsed magnetic field on C3H/Bi female mice with mammary carcinoma. A comparison between the 12 Hz and the 460 Hz frequencies.

Chronic toxicity/oncogenicity evaluation of 60 Hz (power frequency) magnetic fields in F344/N rats.

Effects of power frequency alternating magnetic fields on reproduction and pre-natal development of mice.

Hematopoietic neoplasia in C57BL/6 mice exposed to split-dose ionizing radiation and circularly polarized 60 Hz magnetic fields.

A gross morphologic, histologic, hematologic, and blood chemistry study of adult and neonatal mice chronically exposed to high magnetic fields.

Behavioral effects of long-term exposure to magnetic fields in rats.

Behavioral studies with mice exposed to DC and 60-Hz magnetic fields.

Carcinogenicity test of 50 Hz sinusoidal magnetic fields in rats.

Dominant lethal studies in male mice after exposure to a 50 Hz magnetic field.

Toxic effects of 50 Hz electromagnetic field on memory consolidation in male and female mice.

Behavioral sensitivity of rats to extremely-low-frequency magnetic fields.

Rats are not aversive when exposed to 60-Hz magnetic fields at 3.03 mT.

Effects of low-frequency magnetic fields on fetal development in rats.

Effect of pulsed magnetic fields on leukemia-prone AKR mice. No-effect on mortality through five generations.

Teratogenic effect of broad-band electromagnetic field on neonatal mice (*Mus musculus*).

Effect of a magnetic field on ascorbate system in mice.

Spatial learning deficit in the rat after exposure to a 60 Hz magnetic field.

Biologic effects of prolonged exposure to ELF electromagnetic fields in rats: II. 50 Hz magnetic fields.

Neurodevelopmental anomalies of the hippocampus in rats exposed to weak intensity complex magnetic fields throughout gestation.

Assessment of biological changes of continuous whole body exposure to static magnetic field and extremely low frequency electromagnetic fields in mice.

[VDT pulse magnetic field enhances teratogenic effect of ara-c in mice].

Electric field exposure and evidence of stress in mice.

Subchronic in vivo effects of a high static magnetic field (9.4 T) in rats.

Exposure to a theta-burst patterned magnetic field impairs memory acquisition and consolidation for contextual but not discrete conditioned fear in rats.

Radial maze proficiency of adult Wistar rats given prenatal complex magnetic field treatments.

Lymphoma development of simultaneously combined exposure to two radiofrequency signals in AKR/J mice.

Teratogenic effects of static magnetic field on mouse fetuses.

Effect of electric field in conditioned aversion response.

Acute exposure to a 50 Hz magnetic field impairs consolidation of spatial memory in rats.

Effects of radiofrequency electromagnetic fields (UMTS) on reproduction and development of mice: a multi-generation study.

Combined effects of complex magnetic fields and agmatine for contextual fear learning deficits in rats.

Enhanced mortality of rat pups following inductions of epileptic seizures after perinatal exposures to 5 nT, 7 Hz magnetic fields.

DEXA analysis on the bones of rats exposed in utero and neonatally to static and 50 Hz electric fields.

Gender- and age-specific impairment of rat performance in the Morris water maze following prenatal exposure to an MRI magnetic field.

Repeated exposure attenuates the behavioral response of rats to static high magnetic fields.

Metallothionein content increased in the liver of mice exposed to magnetic fields.

[Alternating magnetic field damages the reproductive function of murine testes].

Initial exposure to 30 kV/m or 60 kV/m 60 Hz electric fields produces temporary cessation of operant behavior of nonhuman primates.

Extremely low-frequency magnetic fields can impair spermatogenesis recovery after reversible testicular damage induced by heat.

Teratological evaluation of mouse fetuses exposed to a 20 kHz EMF.

Fetal loss in mice exposed to magnetic fields during early pregnancy.

Effects of pulsed magnetic fields on the developing mouse embryo.



The effect of the prenatal and post-natal long-term exposure to 50 Hz electric field on growth, pubertal development and IGF-1 levels in female Wistar rats.

Carcinogenicity study of GSM and DCS wireless communication signals in B6C3F1 mice.

Lymphoma induced in mice chronically exposed to very strong low-frequency electromagnetic field.

Short-term memory in mice is affected by mobile phone radiation.

Nonhuman primates will not respond to turn off strong 60 Hz electric fields.

[Effects of 1800 MHz GSM-like exposure on the gonadal function and hematological parameters of male mice].

Detection thresholds for 60 Hz electric fields by nonhuman primates.

Effects of exposure to a 50 Hz electric field on plasma levels of lactate, glucose, free Fatty acids, triglycerides and creatine phosphokinase activity in hind-limb ischemic rats.

Transient and cumulative memory impairments induced by GSM 1.8 GHz cell phone signal in a mouse model.

The effect of very low dose pulsed magnetic waves on cochlea.

Lymphoma development in mice chronically exposed to UMTS-modulated radiofrequency electromagnetic fields.

Effects of combined ferrous sulphate administration and exposure to static magnetic field on spatial learning and motor abilities in rats.

Autism-relevant social abnormalities in mice exposed perinatally to extremely low frequency electromagnetic fields.

Urinary 6-sulphatoxymelatonin excretion is increased in rats after 24 hours of exposure to vertical 50 Hz, 100 microT magnetic field.

Developmental effects of perinatal exposure to extremely weak 7 Hz magnetic fields and nitric oxide modulation in the Wistar albino rat.

Developmental profiles of growth-associated protein (Gap43), Ngfb, Bndf and Ntf4 mRNA levels in the rat forebrain after exposure to 60 Hz magnetic fields.

Prenatal exposures to LTP-patterned magnetic fields: quantitative effects on specific limbic structures and acquisition of contextually conditioned fear.

Effects of exposure to a 60-kV/m, 60-Hz electric field on the social behavior of baboons.

Effects of a 60 Hz magnetic field on central cholinergic systems of the rat.

Electromagnetic waves of 900 MHz in acute pentylentetrazole model in ontogenesis in mice.

Reduced litter sizes following 48-h of prenatal exposure to 5 nT to 10 nT, 0.5 Hz magnetic fields: implications for sudden infant deaths.

Effects of Electromagnetic Radiation from Smartphones on Learning Ability and Hippocampal Progenitor Cell Proliferation in Mice.

Rats avoid exposure to HVdc electric fields: a dose response study.

Biological effects of long-duration, high-field (4 T) MRI on growth and development in the mouse.

Behavioral in-effectiveness of high frequency electromagnetic field in mice.

Does static electric field from ultra-high voltage direct-current transmission lines affect male reproductive capacity? Evidence from a laboratory study on male mice.

Carcinogenicity study of 217 Hz pulsed 900 MHz electromagnetic fields in Pim1 transgenic mice.

Five-tesla static magnetic fields suppress food and water consumption and weight gain in mice.

[The effect of alternating electric field of industrial frequency on testicles of white mice].

Theta-gamma coupling in hippocampus during working memory deficits induced by low frequency electromagnetic field exposure.

[An ultrastructural analysis of the testes in mice subjected to long-term exposure to a 17-kHz electrical field].

Evaluation of mouse embryos produced in vitro after electromagnetic waves exposure; Morphometric study.

Biological accounts emerging from some kinds of electromagnetic waves in the environment.

Effect of electromagnetic waves on sensitivity of fungi of the genus *Candida* to miconazole.

Effects of exposure to static magnetic field on motor skills and iron levels in plasma and brain of rats.

Morphometric and structural study of the pineal gland of the Wistar rat subjected to the pulse action of a 52 Gauss, (50 Hz) magnetic field. Evolutive analysis over 21 days.

Direct suppressive effects of weak magnetic fields (50 Hz and 16 2/3 Hz) on melatonin synthesis in the pineal gland of Djungarian hamsters (*Phodopus sungorus*).

Effect of a 20 kHz sawtooth magnetic field exposure on the estrous cycle in mice.

[Pathomorphological reactions of the cerebral cortex nerve elements during treatment with an alternating magnetic field].

[Effect of an electric field of industrial frequency on selected biochemical parameters in the guinea pig liver].

Alterations in the rat electrocardiogram induced by stationary magnetic fields.

Effect of ELF electric field on some on biochemistry characters in the rat serum.

Repeated application of an electric field increases BDNF in the brain, enhances spatial learning, and induces infarct tolerance.

Pulsed magnetic field from video display terminals enhances teratogenic effects of cytosine arabinoside in mice.

Fetal radiofrequency radiation exposure from 800-1900 mhz-rated cellular telephones affects neurodevelopment and behavior in mice.

Liver and spleen morphology, ceruloplasmin activity and iron content in serum of guinea pigs exposed to the magnetic field.

[Effects of pregnant exposure to electromagnetic field emitted by electric blankets on brain catecholamine and behavior in offspring mice].

Variable E-cadherin expression in a MNU-induced colon tumor model in rats which exposed with 50 Hz frequency sinusoidal magnetic field.

Low frequency electromagnetic radiation and hearing.

Pretraining exposure to physiologically patterned electromagnetic stimulation attenuates fear-conditioned analgesia.

Influence of combined DC and AC magnetic fields on rat behavior.

Radiofrequency fields and teratogenesis.

Chronic exposure of primates to 60-Hz electric and magnetic fields: II. Neurochemical effects.

[Biological effects of pulsing electromagnetic fields (PEMFs) on ICR mice].

Effects of Simulated Mobile Phone Electromagnetic Radiation on Fertilization and Embryo Development.

Effect of low frequency, low amplitude magnetic fields on the permeability of cationic liposomes entrapping carbonic anhydrase: I. Evidence for charged lipid involvement.

The influences of extremely low frequency magnetic fields on drug-induced convulsion in mouse.

Effects of pulsed magnetic field treatment of soybean seeds on calli growth, cell damage, and biochemical changes under salt stress.

What is the impact of electromagnetic waves on epileptic seizures?

Intensity threshold for 60-Hz magnetically induced behavioral changes in rats.

Neuritin reverses deficits in murine novel object associative recognition memory caused by exposure to extremely low-frequency (50 Hz) electromagnetic fields.

[Standardization of electromagnetic fields of 3-30 MHz with reference to the time factor].

[Biological effects of the action of permanent magnetic fields of various intensities].

The influence of low intensity 50 Hz electromagnetic field exposure on blood Na, K and Cl concentrations in humans.

Effects of exposure of animals to ultra-wideband pulses.

A controlled trial of daily left prefrontal cortex TMS for treating depression.

[The reaction of the systems of hormonal mediator regulation to a weak geomagnetic field against a background of ionizing radiation exposure].

--Leaf Cluster 2 (27)

Theme - Effects of electromagnetic fields on chicken embryos

Titles

Effects of sinusoidal electromagnetic fields on histopathology and structures of brains of preincubated white Leghorn chicken embryos.

Teratogenic effects of sinusoidal extremely low frequency electromagnetic fields on morphology of 24 hr chick embryos.

Effects of MR exposure at 1.5 T on early embryonic development of the chick.

Histopathological and ultrastructural studies on the effects of electromagnetic fields on the liver of preincubated white Leghorn chicken embryo.

Study of potential health effects of electromagnetic fields of telephony and Wi-Fi, using chicken embryo development as animal model.

Development of preincubated chicken eggs following exposure to 50 Hz electromagnetic fields with 1.33-7.32 mT flux densities.

Effect of electric power network frequency magnetic field on embryonic development of *Ascaris suum* (Nematoda).

Development of chicken embryos in a pulsed magnetic field.

Influence of continuous electromagnetic fields on the stage, weight and stature of the chick embryo.

Growth Retardation Of Chick Embryo Exposed To A Low Dose Of Electromagnetic Waves.

Effects of the ELF-MFs on the development of spleens of preincubated chicken embryos.

Effects of exposing chicken eggs to a cell phone in "call" position over the entire incubation period.

Effects of 50 Hz electromagnetic fields on the histology, apoptosis, and expression of c-Fos and beta-catenin on the livers of preincubated white Leghorn chicken embryos.

Chick embryo development can be irreversibly altered by early exposure to weak extremely-low-frequency magnetic fields.

Effects of static electromagnetic fields on chick embryo pineal gland development.

Survival Assessment of Mouse Preimplantation Embryos After Exposure to Cell Phone Radiation.

Effect of ambient levels of power-line-frequency electric fields on a developing vertebrate.

Lethal and teratogenic effects of long-term low-intensity radio frequency radiation at 428 MHz on developing chick embryo.

Biological effects of continuous exposure of embryos and young chickens to electromagnetic fields emitted by video display units.

Effects of electromagnetic fields on fecundity in the chicken.

[The influence of ultrasound and constant magnetic field on gametes, zygotes, and embryos of the sea urchin].

Developmental changes in *Drosophila melanogaster* following exposure to alternating electromagnetic fields.

Effect of exposure to radio frequency radiation emitted by cell phone on the developing dorsal root ganglion of chick embryo: a light microscopic study.

First cell cycles of sea urchin *Paracentrotus lividus* are dramatically impaired by exposure to extremely low-frequency electromagnetic field.

Assessment of the effects of electromagnetic field modification on egg-laying hens in commercial flocks as indicated by production measures.

Superimposing spatially coherent electromagnetic noise inhibits field-induced abnormalities in developing chick embryos.

Sex-linked recessive lethal test of *Drosophila melanogaster* after exposure to 50-Hz magnetic fields.

--Leaf Cluster 12 (38)

Theme - Impact of static and low-frequency magnetic fields on melatonin secretion

Titles

Geomagnetic activity and human melatonin metabolite excretion.

Melatonin suppression by static and extremely low frequency electromagnetic fields: relationship to the reported increased incidence of cancer.

Human melatonin during continuous magnetic field exposure.

The influence of long-term exposure of mice to randomly varied power frequency magnetic fields on their nocturnal melatonin secretion patterns.

Geomagnetic disturbances are associated with reduced nocturnal excretion of a melatonin metabolite in humans.

Melatonin metabolite levels in workers exposed to 60-Hz magnetic fields: work in substations and with 3-phase conductors.

Magnetic fields and pineal function in humans: evaluation of nocturnal acute exposure to extremely low frequency magnetic fields on serum melatonin and urinary 6-sulfatoxymelatonin circadian rhythms.

Nocturnal excretion of a urinary melatonin metabolite among electric utility workers.

Multi-night exposure to 60 Hz magnetic fields: effects on melatonin and its enzymatic metabolite.

Chronic exposure to 2.9 mT, 40 Hz magnetic field reduces melatonin concentrations in humans.

Is melatonin the hormonal missing link between magnetic field effects and human diseases?

Chronic exposure to ELF magnetic fields during night sleep with electric sheet: effects on diurnal melatonin rhythms in men.

Reduced excretion of a melatonin metabolite in workers exposed to 60 Hz magnetic fields.

Melatonin and magnetic fields.

Examination of the melatonin hypothesis in women exposed at night to EMF or bright light.

Effects of 60-Hz magnetic field exposure on nocturnal 6-sulfatoxymelatonin, estrogens, luteinizing hormone, and follicle-stimulating hormone in healthy reproductive-age women: results of a crossover trial.

Increases in geomagnetic activity are associated with increases in thyroxine levels in a single patient: implications for melatonin levels.

Rapid-onset/offset, variably scheduled 60 Hz electric and magnetic field exposure reduces nocturnal serum melatonin concentration in nonhuman primates.

Nocturnal 6-hydroxymelatonin sulfate excretion in female workers exposed to magnetic fields.

Acute exposure to 50 Hz magnetic fields with harmonics and transient components: lack of effects on nighttime hormonal secretion in men.

Age-dependent association of exposure to television screen with children's urinary melatonin excretion?

Effects of electric and magnetic fields on nocturnal melatonin concentrations in dairy cows.

Relationship between amyloid beta protein and melatonin metabolite in a study of electric utility workers.

Non-linear relation of heart rate variability during exercise recovery with local geomagnetic activity.

Graded response of heart rate variability, associated with an alteration of geomagnetic activity in a subarctic area.

Evaluation of the nocturnal levels of urinary biogenic amines in men exposed overnight to 50-Hz magnetic field.

Nocturnal exposure to intermittent 60 Hz magnetic fields alters human cardiac rhythm.

[Biological effects produced by the influence of low frequency electromagnetic fields on hormone secretion].

Circasemiannual chronomics: half-yearly biospheric changes in their own right and as a circannual waveform.

Endocrine functions in young men exposed for one night to a 50-Hz magnetic field. A circadian study of pituitary, thyroid and adrenocortical hormones.

Effects of exposure to 16.7 Hz magnetic fields on urinary 6-hydroxymelatonin sulfate excretion of Swiss railway workers.

Chronic exposure to ELF fields may induce depression.

[Dependence of acoustic-motor reaction of healthy individuals from geomagnetic activity].

Is motivation influenced by geomagnetic activity?

Is geomagnetic activity a risk factor for sudden unexplained death in epilepsies?

[Exacerbation of hypertension and disturbances of the geomagnetic field].

Magnetic storm effect on the circulation of rabbits.

Exercise testing in the evaluation of human responses to powerline frequency fields.

Fourth Level Cluster 85 (540)

Theme - Adverse impacts of low-frequency EMF, emphasizing cancer and neurodegenerative diseases

--Leaf Cluster 4 (97)

Theme - Exposure to power lines and risk of childhood cancer

Titles

Distance from residence to power line and risk of childhood leukemia: a population-based case-control study in Denmark.

Living near overhead high voltage transmission power lines as a risk factor for childhood acute lymphoblastic leukemia: a case-control study.

Residential exposure to electric power transmission lines and risk of lymphoproliferative and myeloproliferative disorders: a case-control study.

Epidemiological study of power lines and childhood cancer in the UK: further analyses.

Exposure to Electromagnetic Fields of High Voltage Overhead Power Lines and Female Infertility.

Acute childhood leukemias and exposure to magnetic fields generated by high voltage overhead power lines - a risk factor in Iran.

Childhood cancer in relation to distance from high voltage power lines in England and Wales: a case-control study.

Residential mobility of populations near UK power lines and implications for childhood leukaemia.

Electromagnetic fields and cancer in children residing near Norwegian high-voltage power lines.

Magnetic fields and cancer in children residing near Swedish high-voltage power lines.

Exposure of children to residential magnetic fields in Norway: is proximity to power lines an adequate predictor of exposure?

Residential exposure to magnetic fields generated by 110-400 kV power lines in Finland.

Childhood cancer and magnetic fields from high-voltage power lines in England and Wales: a case-control study.

Estimating magnetic fields of homes near transmission lines in the California Power Line Study.

Proximity to overhead power lines and childhood leukaemia: an international pooled analysis.

Childhood leukaemia and distance from power lines in California: a population-based case-control study.

Childhood leukemia risk in the California Power Line Study: Magnetic fields versus distance from power lines.



Residential distance to high-voltage power lines and risk of neurodegenerative diseases: a Danish population-based case-control study.

Residential proximity to high-voltage power lines and risk of childhood hematological malignancies.

Magnetic fields and leukemia--risk for adults living close to power lines.

Overhead electricity power lines and childhood leukemia: a registry-based, case-control study.

Preterm birth among women living within 600 meters of high voltage overhead Power Lines: a case-control study.

Are children living near high-voltage power lines at increased risk of acute lymphoblastic leukemia?

Health responses to a new high-voltage power line route: design of a quasi-experimental prospective field study in the Netherlands.

Reanalysis of risks of childhood leukaemia with distance from overhead power lines in the UK.

Adult cancers near high-voltage overhead power lines.

Methods used to estimate residential exposure to 50 Hz magnetic fields from overhead power lines in an epidemiological study in France.

Magnetic fields of high voltage power lines and risk of cancer in Finnish adults: nationwide cohort study.

Risks of leukaemia among residents close to high voltage transmission electric lines.

Childhood leukaemia close to high-voltage power lines--the Geocap study, 2002-2007.

Risk of cancer in Finnish children living close to power lines.

Exposure to magnetic fields and childhood acute lymphocytic leukemia in Sao Paulo, Brazil.

"These Power Lines Make Me Ill": A Typology of Residents' Health Responses to a New High-Voltage Power Line.

Increased risk of childhood acute lymphoblastic leukemia (ALL) by prenatal and postnatal exposure to high voltage power lines: a case control study in Isfahan, Iran.

[Childhood leukaemia in a residential area with a high-voltage power line: approach according to the Dutch Community Health Services' guideline 'Cancer Clusters'].

Magnetic fields and childhood cancer: an epidemiological investigation of the effects of high-voltage underground cables.

Epidemiologic study of residential proximity to transmission lines and childhood cancer in California: description of design, epidemiologic methods and study population.

Residence near power lines and the risk of birth defects.

Leukaemia and residence near electricity transmission equipment: a case-control study.

Adult mortality from leukemia, brain cancer, amyotrophic lateral sclerosis and magnetic fields from power lines: a case-control study in Brazil.

Residential and occupational exposure to 50 Hz magnetic fields and malignant melanoma: a population based study.

Distance to high-voltage power lines and risk of childhood leukemia--an analysis of confounding by and interaction with other potential risk factors.

Residential and occupational exposure to 50 Hz magnetic fields and hematological cancers in Norway.

Childhood cancer and residential proximity to power lines. UK Childhood Cancer Study Investigators.

[Environmental exposure to electromagnetic fields and the risk of cancer].

Residential magnetic fields, contact voltage and their relationship: the effects of distribution unbalance and residential proximity to a transmission line.

Magnetic fields, leukemia, and central nervous system tumors in Swedish adults residing near high-voltage power lines.

Residential distance from high-voltage overhead power lines and risk of Alzheimer's dementia and Parkinson's disease: a population-based case-control study in a metropolitan area of Northern Italy.

Maternal exposure to magnetic fields from high-voltage power lines and the risk of birth defects.

Magnetic fields exposure from high-voltage power lines and risk of amyotrophic lateral sclerosis in two Italian populations.

Residence near power lines and mortality from neurodegenerative diseases: longitudinal study of the Swiss population.

Symptom reporting after the introduction of a new high-voltage power line: a prospective field study.

Risk of hematological malignancies associated with magnetic fields exposure from power lines: a case-control study in two municipalities of northern Italy.

Nocebo responses to high-voltage power lines: Evidence from a prospective field study.

Role of Electromagnetic Field Exposure in Childhood Acute Lymphoblastic Leukemia and No Impact of Urinary Alpha- Amylase--a Case Control Study in Tehran, Iran.

Residence near high voltage facilities and risk of cancer in children.

[Residence close to high-tension electric power lines and its association with leukemia in children].

Relation between suicide and the electromagnetic field of overhead power lines.

Methods used to calculate exposures in two epidemiological studies of power lines in the UK.

Risk of selected birth defects by maternal residence close to power lines during pregnancy.

The effects of electric power lines on the breeding ecology of greater sage-grouse.

Birth defects and high voltage power lines: an exploratory study based on registry data.

[Electromagnetic fields from high-voltage installations and cancer in childhood].

Understanding Local Policy Elites' Perceptions on the Benefits and Risks Associated with High-Voltage Power Line Installations in the State of Arkansas.

Maternal residential proximity to sources of extremely low frequency electromagnetic fields and adverse birth outcomes in a UK cohort.

Experimental validation of a statistical model for evaluating the past or future magnetic field exposures of a population living near power lines.

Residential exposure to overhead high-voltage lines and the risk of testicular cancer: results of a population-based case-control study in Hamburg (Germany).

Childhood cancer and exposure to corona ions from power lines: an epidemiological test.

[Epidemiological studies on neurotic disturbances, anxiety and depression disorders in a population living near an overhead high voltage transmission line (400 kV)].

Magnetic fields of transmission lines and depression.

Power lines and the geomagnetic field.

The relationship between residential proximity to extremely low frequency power transmission lines and adverse birth outcomes.

Effect of Power Line Interference on Microphone Calibration Measurements Made at or Near Harmonics of the Power Line Frequency.

Maternal proximity to extremely low frequency electromagnetic fields and risk of birth defects.

Morbidity experience in populations residentially exposed to 50 hz magnetic fields: methodology and preliminary findings of a cohort study.

Case-control study on maternal residential proximity to high voltage power lines and congenital anomalies in France.

Case-only study of interactions between DNA repair genes (hMLH1, APEX1, MGMT, XRCC1 and XPD) and low-frequency electromagnetic fields in childhood acute leukemia.

Environmental justice: a contrary finding for the case of high-voltage electric power transmission lines.

Comparison of Two Methods for Judging Distances Near Overhead Power Lines.

Relative contribution of residential and occupational magnetic field exposure over twenty-four hours among people living close to and far from a power line.

Depressive symptomatology in women and residential proximity to high-voltage transmission lines.

Childhood cancer occurrence in relation to power line configurations: a study of potential selection bias in case-control studies.

Power lines, roads, and avian nest survival: effects on predator identity and predation intensity.

Symptom prevalence and worry about high voltage transmission lines.

Re-examining the association between residential exposure to magnetic fields from power lines and childhood asthma in the Danish National Birth Cohort.

Comparison of three different ways of measuring distances between residences and high voltage power lines.

Association between high voltage overhead transmission lines and mental health: a cross-sectional study.

Residential proximity to electromagnetic field sources and birth weight: Minimizing residual confounding using multiple imputation and propensity score matching.

[Health effects of electromagnetic fields].

Association between exposure to electromagnetic fields from high voltage transmission lines and neurobehavioral function in children.

Theory of oncogene activation by chemicals and antioncogene inactivation by radiations - possible carcinogenic effect of power-lines.

Radiofrequency field exposure and cancer: what do the laboratory studies suggest?

Cancer cluster among young Indian adults living near power transmission lines in Bom Jesus do Tocantins, Para, Brazil.

The Origin and Role of Trust in Local Policy Elites' Perceptions of High-Voltage Power Line Installations in the State of Arkansas.

A note on the charging of aerosols by overhead line corona.

[Heliogeophysical correlates of early biodemographic variables in the south of western Siberia].

Experimental evidence of a potentially increased thrombo-embolic disease risk by domestic electromagnetic field exposure.

--Leaf Cluster 15 (131)

Theme - Residential magnetic fields and childhood leukemia

Titles

A pooled analysis of magnetic fields, wire codes, and childhood leukemia. Childhood Leukemia-EMF Study Group.

Residential magnetic fields predicted from wiring configurations: II. Relationships To childhood leukemia.

Childhood leukemia and personal monitoring of residential exposures to electric and magnetic fields in Ontario, Canada.

Residential exposure to magnetic fields and acute lymphoblastic leukemia in children.

A case-control study of childhood leukemia in southern Ontario, Canada, and exposure to magnetic fields in residences.

Do studies of wire code and childhood leukemia point towards or away from magnetic fields as the causal agent?

Case-control study of childhood cancer and exposure to 60-Hz magnetic fields.

Power-frequency electric and magnetic fields and risk of childhood leukemia in Canada.

Exposure to residential electric and magnetic fields and risk of childhood leukemia.

Magnetic field exposure assessment in a case-control study of childhood leukemia.

Assessment of selection bias in the Canadian case-control study of residential magnetic field exposure and childhood leukemia.

Childhood leukemia and electromagnetic fields: results of a population-based case-control study in Germany.

[Infantile leukemia and exposure to 50/60 Hz magnetic fields: review of epidemiologic evidence in 2000].

Factors that explain the power line configuration wiring code-childhood leukemia association: what would they look like?

Electric and magnetic fields at power frequencies.

Residential magnetic field exposure and childhood brain cancer: a meta-analysis.

Childhood cancer in relation to a modified residential wire code.

Occupational and residential magnetic field exposure and leukemia and central nervous system tumors.

A pooled analysis of magnetic fields and childhood leukaemia.

Electrical power lines and childhood leukemia: a study from Greece.

Childhood leukemia, electric and magnetic fields, and temporal trends.

Residential mobility and childhood leukemia.

Residential wire codes: reproducibility and relation with measured magnetic fields.

Childhood leukemia: electric and magnetic fields as possible risk factors.

Childhood leukemia and magnetic fields in Japan: a case-control study of childhood leukemia and residential power-frequency magnetic fields in Japan.

Hypothesis: the risk of childhood leukemia is related to combinations of power-frequency and static magnetic fields.

Selection bias from differential residential mobility as an explanation for associations of wire codes with childhood cancer.

Do confounding or selection factors of residential wiring codes and magnetic fields distort findings of electromagnetic fields studies?

Residential magnetic fields and childhood leukemia: a meta-analysis.

Residential magnetic fields as a risk factor for childhood acute leukaemia: results from a German population-based case-control study.

The residential case-specular method to study wire codes, magnetic fields, and disease.

Wire codes, magnetic fields, and childhood cancer.

Residential EMF exposure and childhood leukemia: meta-analysis and population attributable risk.

The potential impact of bias in studies of residential exposure to magnetic fields and childhood leukemia.

Magnetic fields and childhood cancer--a pooled analysis of two Scandinavian studies.

Do magnetic fields cause increased risk of childhood leukemia via melatonin disruption?

[Electromagnetic residential fields and childhood cancers: state of epidemiological research].

[Synthesis of the epidemiological evidence concerning childhood leukemia in relation to exposure to 50 Hz. electric and magnetic fields].

Childhood leukemia and magnetic fields in infant incubators.

Electromagnetic fields and cancer risks.

[Risk of childhood leukemia and environmental exposure to ELF electromagnetic fields].

Magnetic fields and acute leukemia in children with Down syndrome.

Residential exposure to electromagnetic fields and childhood leukaemia: a meta-analysis.

Combined risk estimates for two German population-based case-control studies on residential magnetic fields and childhood acute leukemia.

Magnetic fields and acute lymphoblastic leukemia in children: a systematic review of case-control studies.

Adult and childhood leukemia near a high-power radio station in Rome, Italy.

Residential proximity to electricity transmission and distribution equipment and risk of childhood leukemia, childhood lymphoma, and childhood nervous system tumors: systematic review, evaluation, and meta-analysis.

Variation in cancer risk estimates for exposure to powerline frequency electromagnetic fields: a meta-analysis comparing EMF measurement methods.

Maternal occupational exposure to extremely low frequency magnetic fields during pregnancy and childhood leukemia.

Residential magnetic fields predicted from wiring configurations: I. Exposure model.

Estimating exposure in studies of residential magnetic fields and cancer: importance of short-term variability, time interval between diagnosis and measurement, and distance to power line.

Childhood leukemia in relation to radio frequency electromagnetic fields in the vicinity of TV and radio broadcast transmitters.

Pooled analysis of recent studies on magnetic fields and childhood leukaemia.

Occupational electric and magnetic field exposure and leukemia. A meta-analysis.

Description of a new computer wire coding method and its application to evaluate potential control selection bias in the Savitz et al. childhood cancer study.

Aetiology of childhood leukemia.

Maternal occupational exposure to electromagnetic fields before, during, and after pregnancy in relation to risks of childhood cancers: findings from the Oxford Survey of Childhood Cancers, 1953-1981 deaths.

Exposure to power-frequency magnetic fields and the risk of childhood cancer. UK Childhood Cancer Study Investigators.

Exposure to magnetic fields and survival after diagnosis of childhood leukemia: a German cohort study.

A case-control pilot study of traffic exposures and early childhood leukemia using a geographic information system.

Influence of power frequency electric and magnetic fields on human health.

Rate of occurrence of transient magnetic field events in U.S. residences.

Epidemiologic studies of electric and magnetic fields and cancer: strategies for extending knowledge.

Suggestion of concomitant changes of electric power consumption and childhood leukemia in Greece.

Association between childhood acute lymphoblastic leukemia and use of electrical appliances during pregnancy and childhood.

Nighttime exposure to electromagnetic fields and childhood leukemia: an extended pooled analysis.

The possible role of contact current in cancer risk associated with residential magnetic fields.

Leukemia in electric utility workers: the evaluation of alternative indices of exposure to 60 Hz electric and magnetic fields.

Exposure to radio-frequency electromagnetic fields from broadcast transmitters and risk of childhood cancer: a census-based cohort study.

Leukemia and lymphoma incidence in rodents exposed to low-frequency magnetic fields.

Do power frequency magnetic fields cause leukemia in children?

Viral contacts confound studies of childhood leukemia and high-voltage transmission lines.

Residential exposure to magnetic fields and risk of canine lymphoma.

[Occupational and residential exposure to electric and magnetic field and its relationship on acute myeloid leukemia in adults - A Meta-analysis].

Acute nonlymphocytic leukemia and residential exposure to power frequency magnetic fields.

Modification of the 1979 "Denver wire code" for different wire or plumbing types.

Risk of childhood leukemia in areas passed by high power lines.

Risk factors for leukemia in Thailand.

Determinants of power-frequency magnetic fields in residences located away from overhead power lines.

Risk of leukemia in children living near high-voltage transmission lines.

Los Angeles study of residential magnetic fields and childhood brain tumors.

Residential electric consumption and childhood cancer in Canada (1971-1986)

Selection bias and its implications for case-control studies: a case study of magnetic field exposure and childhood leukaemia.



Extremely low-frequency magnetic fields and childhood acute lymphoblastic leukemia: an exploratory analysis of alternative exposure metrics.

Childhood brain tumors and residential electromagnetic fields (EMF).

Power-frequency magnetic fields and childhood brain tumors: a case-control study in Japan.

Electromagnetic field exposures and childhood leukaemia in New Zealand.

Childhood cancer in relation to indicators of magnetic fields from ground current sources.

[A review of epidemiological studies on the relationship of residential electromagnetic exposure to cancer].

Investigation of the sources of residential power frequency magnetic field exposure in the UK Childhood Cancer Study.

Electric and magnetic fields and health outcomes--an overview.

Estimation of population attributable fractions from fitted incidence ratios and exposure survey data, with an application to electromagnetic fields and childhood leukemia.

The determinants of Canadian children's personal exposures to magnetic fields.

Correlation of year-to-year magnetic field exposure metrics among children in a leukemia survival study.

Contact voltage measured in residences: implications to the association between magnetic fields and childhood leukemia.

Exposure to power frequency electric fields and the risk of childhood cancer in the UK.

Investigation of increased incidence in childhood leukemia near radio towers in Hawaii: preliminary observations.

Adult glioma in relation to residential power frequency electromagnetic field exposures in the San Francisco Bay area.

A precautionary public health protection strategy for the possible risk of childhood leukaemia from exposure to power frequency magnetic fields.

[Leukemia mortality and incidence of infantile leukemia near the Vatican Radio Station of Rome].

A pooled analysis of extremely low-frequency magnetic fields and childhood brain tumors.

Health effects of magnetic fields generated from power lines: new clues for an old puzzle.

Association of childhood cancer with residential traffic density.

Designs and analyses for exploring the relationship of magnetic fields to childhood leukaemia: a pilot project for the Danish National Birth Cohort.

A Bayesian approach to hazard identification. The case of electromagnetic fields and cancer.

[Risk of neoplastic diseases in conditions of exposure to power magnetic fields--epidemiologic investigations].

Potential motion related bias in the worn dosimeter measurements of two childhood leukemia studies.

Early pregnancy loss and exposure to 50-Hz magnetic fields.

Extra low frequency electric and magnetic fields in the bedplace of children diagnosed with leukaemia: a case-control study.

Environmental factors and childhood acute leukemias and lymphomas.

Are the stray 60-Hz electromagnetic fields associated with the distribution and use of electric power a significant cause of cancer?

An alternate hypothesis for the association between electrical wiring configurations and cancer.

Magnetic field exposure and long-term survival among children with leukaemia.

Decreased survival for childhood leukemia in proximity to television towers.

Exposure to electromagnetic fields and risk of leukemia.

An evaluation of exposure metrics in an epidemiologic study on radio and television broadcast transmitters and the risk of childhood leukemia.

[Meta-analysis and its application in epidemiology].

Does our electricity distribution system pose a serious risk to public health?

Magnetic fields and leukaemia risks in UK electricity supply workers.

Childhood incidence of acute lymphoblastic leukaemia and exposure to broadcast radiation in Sydney--a second look.

50-Hz electromagnetic environment and the incidence of childhood tumors in Stockholm County.

Assessment of non-response bias in a survey of residential magnetic field exposure in Taiwan.

The relative merits of contemporary measurements and historical calculated fields in the Swedish childhood cancer study.

A population-based case-control study of radiofrequency exposure in relation to childhood neoplasm.

A unified approach to the analysis of case-distribution (case-only) studies.

A richer conceptualization of "exposure" for epidemiological studies of the "EMF mixture".

High incidence of acute leukemia in the proximity of some industrial facilities in El Bierzo, northwestern Spain.

Exposure measurement errors, risk estimate and statistical power in case-control studies using dichotomous analysis of a continuous exposure variable.

Deaths from electricity.

RF personal exposimetry on employees of elementary schools, kindergartens and day nurseries as a proxy for child exposures.

Attributable fractions: bias from broad definition of exposure.

--Leaf Cluster 13 (113)

Theme - Electromagnetic fields and cancer, especially breast cancer

Titles

Breast cancer and electromagnetic fields--a review.

Follow-up of radio and telegraph operators with exposure to electromagnetic fields and risk of breast cancer.

Electric power, pineal function, and the risk of breast cancer.

Electric blanket use and breast cancer in the Nurses' Health Study.

Electric blanket or mattress cover use and breast cancer incidence in women 50-79 years of age.

Electric blanket use and breast cancer risk among younger women.

Electric blanket use and breast cancer on Long Island.

Risk of premenopausal breast cancer and use of electric blankets.

Occupational exposure to electromagnetic field and breast cancer risk in a large, population-based, case-control study in the United States.

The relationship between electromagnetic field and light exposures to melatonin and breast cancer risk: a review of the relevant literature.

Residential and occupational exposures to 50-Hz magnetic fields and breast cancer in women: a population-based study.

Use of electric blankets and risk of postmenopausal breast cancer.

Electromagnetic fields and male breast cancer.

Environmental factors and breast cancer.

Electromagnetic fields and female breast cancer.

Environmental risk factors and female breast cancer.

Occupational and residential magnetic field exposure and breast cancer in females.

Role of melatonin on electromagnetic radiation-induced oxidative stress and Ca<sup>2+</sup> signaling molecular pathways in breast cancer.

Occupational exposures to extremely low frequency magnetic fields and postmenopausal breast cancer.

Population-based case-control study of occupational exposure to electromagnetic fields and breast cancer.

Exposure to electromagnetic fields from use of electric blankets and other in-home electrical appliances and breast cancer risk.

Residential magnetic field exposure and breast cancer risk: a nested case-control study from a multiethnic cohort in Los Angeles County, California.

Evaluation of potential confounders in planning a study of occupational magnetic field exposure and female breast cancer.

Risk for leukaemia and brain and breast cancer among Danish utility workers: a second follow-up.

Breast cancer and electric power.

Residential exposure to 60-Hertz magnetic fields and adult cancers in Taiwan.

Occupational exposure to magnetic fields in relation to male breast cancer and testicular cancer: a Swedish case-control study.

The melatonin hypothesis: electric power and breast cancer.

Incidence of breast cancer in a Norwegian cohort of women with potential workplace exposure to 50 Hz magnetic fields.

Magnetic fields and breast cancer in Swedish adults residing near high-voltage power lines.

Electromagnetic fields and breast cancer on Long Island: a case-control study.

Occupational magnetic fields and female breast cancer: a case-control study using Swedish population registers and new exposure data.

A meta-analysis of epidemiologic studies of electric and magnetic fields and breast cancer in women and men.

Residential magnetic fields and the risk of breast cancer.

A cluster of male breast cancer in office workers.

Induction of tamoxifen resistance in breast cancer cells by ELF electromagnetic fields.

Electromagnetic field exposure and male breast cancer risk: a meta-analysis of 18 studies.

Relationship between exposure to extremely low-frequency electromagnetic fields and breast cancer risk: a meta-analysis.

Shift work, light at night, and breast cancer on Long Island, New York.

Extremely low-frequency electromagnetic fields exposure and female breast cancer risk: a meta-analysis based on 24,338 cases and 60,628 controls.

Use of electric bedding devices and risk of breast cancer in African-American women.

Epidemiological appraisal of studies of residential exposure to power frequency magnetic fields and adult cancers.

Magnetic fields and mammary cancer in rodents: a critical review and evaluation of published literature.

Breast cancer, occupation, and exposure to electromagnetic fields among Swedish men.

[Risk of cancer among Danish electricity workers. A cohort study].

Meta-analysis of extremely low frequency electromagnetic fields and cancer risk: a pooled analysis of epidemiologic studies.

Occupational magnetic field exposure and site-specific cancer incidence: a Swedish cohort study.

Risk of cancer among Danish utility workers--a nationwide cohort study.

Occupational exposures associated with male breast cancer.

Incidence of cancer in persons with occupational exposure to electromagnetic fields in Denmark.

Cancer incidence in California flight attendants (United States).

Overview of epidemiologic research on electric and magnetic fields and cancer.

Exposure to extremely low frequency magnetic fields among working women and homemakers.

Endometrial cancer incidence in relation to electric blanket use.

[Carcinogenic risk of extremely-low-frequency electromagnetic fields: state of the art].

Increased incidence of cancer in a cohort of office workers exposed to strong magnetic fields.

Socioeconomic status, social mobility and cancer occurrence during working life: a case-control study among French electricity and gas workers.

Extremely low frequency electromagnetic fields (EMF) and brain cancer in adults and children: review and comment.

Incidence of cancer in the vicinity of Korean AM radio transmitters.

Cancer incidence and magnetic field exposure in industries using resistance welding in Sweden.

Use of electric blankets and risk of testicular cancer.

Use of electric blankets and association with prevalence of endometrial cancer.

Personal radio use and cancer risks among 48,518 British police officers and staff from the Airwave Health Monitoring Study.

[Use of cellular telephones and risk of cancer. A Danish cohort study].

Cancer incidence near radio and television transmitters in Great Britain. I. Sutton Coldfield transmitter.

Cancer incidence among Norwegian airline pilots.

Radio-frequency radiation exposure from AM radio transmitters and childhood leukemia and brain cancer.

Biologically based epidemiological studies of electric power and cancer.

Cancer incidence vs. FM radio transmitter density.

A new electromagnetic exposure metric: high frequency voltage transients associated with increased cancer incidence in teachers in a California school.

Primary brain cancer in adults and the use of common household appliances: a case-control study.

Extremely low frequency electromagnetic fields and cancer: the epidemiologic evidence.

Cancer incidence near radio and television transmitters in Great Britain. II. All high power transmitters.

Epidemiological studies of radio frequency exposures and human cancer.

Cancer mortality and residence near electricity transmission equipment: a retrospective cohort study.

Effects of 50- or 60-hertz, 100 microT magnetic field exposure in the DMBA mammary cancer model in Sprague-Dawley rats: possible explanations for different results from two laboratories.

Brain tumor risk in children in relation to use of electric blankets and water bed heaters. Results from the United States West Coast Childhood Brain Tumor Study.

Electromagnetic fields: a cancer promoter?

Prostate cancer in relation to the use of electric blanket or heated water bed.

Cancer in radar technicians exposed to radiofrequency/microwave radiation: sentinel episodes.

Brain cancer risk and electromagnetic fields (EMFs): assessing the geomagnetic component.

Incidence of Seminoma Cancer in Staffs that Worked in Electromagnetic Waves Station; Three Cases Report.

Incidence of cancer in Norwegian workers potentially exposed to electromagnetic fields.

Human cancer from environmental pollutants: the epidemiological evidence.

Electric blanket use during pregnancy in relation to the risk of congenital urinary tract anomalies among women with a history of subfertility.

Magnetic field exposure related to cancer subtypes.

Increasing incidence of thyroid cancer in the Nordic countries with main focus on Swedish data.

[Electromagnetic fields: is there any probability of the risk of cancer?].

Electric Blanket Use and Risk of Thyroid Cancer in the Women's Health Initiative Observational Cohort.

Epidemiology and aetiological factors of male breast cancer: a ten years retrospective study in eastern Turkey.

Radio frequency radiation-related cancer: assessing causation in the occupational/military setting.

Spontaneous abortion and exposure to electric blankets and heated water beds.

[Environment and cancer risk].

[Geomagnetic field variation in early ontogenesis as a risk factor for oncopathology].

Cancer in the electric power industry.

The use of electric bed heaters and the risk of clinically recognized spontaneous abortion.

The role of household electromagnetic fields in the development of mammary tumors in women: clinical case-record observations.

[Evaluation of genotoxic and/or co-genotoxic effects in cells exposed in vitro to extremely-low frequency electromagnetic fields].

Trends in incidence of primary brain cancer in New Zealand, 1995 to 2010.

Myelogenous leukemia and electric blanket use.

Panel exploring pro and con arguments as to whether EMFs cause childhood brain cancer.

[Recent data from the literature on the biological and pathologic effects of electromagnetic radiation, radio waves and stray currents].

Chronic toxicity/oncogenicity evaluation of 60 Hz (power frequency) magnetic fields in B6C3F1 mice.

Biological effects of power-frequency fields as they relate to carcinogenesis.

[Age diseases depending on geomagnetic field activity inside the womb period].

[Enhancement of efficacy of neoadjuvant polychemotherapy in combined treatment of lung cancer].

Cancer versus FM radio polarization types.

Genetic damage in humans exposed to extremely low-frequency electromagnetic fields.

[Male breast tumors in railway engine drivers: investigation of 5 cases].

Exposure to electromagnetic fields during pregnancy with emphasis on electrically heated beds: association with birthweight and intrauterine growth retardation.

Melanoma incidence and frequency modulation (FM) broadcasting.

Malignant melanoma of the skin - not a sunshine story!

Multimodal treatment of hepatocellular carcinoma.

--Leaf Cluster 18 (62)

Theme - Mortality studies of electrical utility workers, focusing on electromagnetic field exposures

Titles

Magnetic field exposure in relation to leukemia and brain cancer mortality among electric utility workers.

A mortality study of electrical utility workers in Quebec.

Cohort and nested case-control studies of hematopoietic cancers and brain cancer among electric utility workers.

[Cancer mortality among electricity utility workers in a the state of Sao Paulo, Brazil].

Radiofrequency exposure and mortality from cancer of the brain and lymphatic/hematopoietic systems.

Magnetic field exposure and neurodegenerative disease mortality among electric utility workers.

Exposure to electromagnetic fields and suicide among electric utility workers: a nested case-control study.

[Preliminary study of cause-specific mortality of a population exposed to 50 Hz magnetic fields, in a district of Rome municipality].

Exposure to electromagnetic fields and suicide among electric utility workers: a nested case-control study.

Mortality from brain cancer and leukaemia among electrical workers.

Mortality in workers exposed to electromagnetic fields.



Comparative analyses of the studies of magnetic fields and cancer in electric utility workers: studies from France, Canada, and the United States.

Leukemia following occupational exposure to 60-Hz electric and magnetic fields among Ontario electric utility workers.

Mortality from amyotrophic lateral sclerosis, other chronic disorders, and electric shocks among utility workers.

Electromagnetic fields and health effects--epidemiologic studies of cancer, diseases of the central nervous system and arrhythmia-related heart disease.

Mortality of workers exposed to ionizing radiation at the French National Electricity Company.

Association between exposure to pulsed electromagnetic fields and cancer in electric utility workers in Quebec, Canada, and France.

[Mortality of personnel operating electric power objects with 500 kV voltage].

Electromagnetic fields, polychlorinated biphenyls, and prostate cancer mortality in electric utility workers.

Mortality of plastic-ware workers exposed to radiofrequencies.

Mortality among workers in the geothermal power plants at Larderello, Italy.

A population-based cohort study of occupational exposure to magnetic fields and cardiovascular disease mortality.

Exposure to 50-Hz electric field and incidence of leukemia, brain tumors, and other cancers among French electric utility workers.

Cancer in Korean war navy technicians: mortality survey after 40 years.

[Occupational exposure to electromagnetic fields and its health effects in electric energy workers].

Leukemia, brain tumors, and exposure to extremely low frequency electromagnetic fields in Swiss railway employees.

Electric and magnetic field exposure and brain cancer: a review.

[Remote effects of occupational and non-occupational exposure to electromagnetic fields of power-line frequency. Epidemiological studies].

Occupational exposures and brain cancer mortality: a preliminary study of east Texas residents.

[Mortality of people residing near electric power supply line with voltage of 500 kV].

Cancer incidence and mortality and proximity to TV towers.

Cardiovascular mortality and exposure to extremely low frequency magnetic fields: a cohort study of Swiss railway workers.

Mortality of persons resident in the vicinity of electricity transmission facilities.

A case cohort study of suicide in relation to exposure to electric and magnetic fields among electrical utility workers.

Mortality from neurodegenerative disease and exposure to extremely low-frequency magnetic fields: 31 years of observations on Swiss railway employees.

Refinements in magnetic field exposure assignment for a case-cohort study of electrical utility workers.

Leukaemia, brain tumours and exposure to extremely low frequency magnetic fields: cohort study of Swiss railway employees.

Magnetic field exposure and cardiovascular disease mortality among electric utility workers.

[Mortality indices for hemoblastoses in Rivno Province before and after the accident at the Chernobyl Atomic Electric Power Station].

Incidence of cancer among workers in Norwegian hydroelectric power companies.

Fatal occupational injuries among electric power company workers.

Exposure to electromagnetic fields and the risk of leukemia.

Biological effects on human health due to radiofrequency/microwave exposure: a synopsis of cohort studies.

Increased mortality in amateur radio operators due to lymphatic and hematopoietic malignancies.

Risk of severe cardiac arrhythmia in male utility workers: a nationwide danish cohort study.

Occupational magnetic field exposure, cardiovascular disease mortality, and potential confounding by smoking.

Invited commentary: electromagnetic fields and cancer in railway workers.

Multiple sclerosis among utility workers.

Annals of conflicting results: looking back on electromagnetic field research.

Ecological study on residences in the vicinity of AM radio broadcasting towers and cancer death: preliminary observations in Korea.

Feasibility of a cohort study on health risks caused by occupational exposure to radiofrequency electromagnetic fields.

[An epidemiological study of cancer morbidity and mortality among the population living in areas close to thermal and atomic electric power stations].

Practical limitations of epidemiologic methods.

Causes of death among Belgian professional military radar operators: a 37-year retrospective cohort study.

Effects upon health of occupational exposure to microwave radiation (radar).

Leukemia in telephone linemen.

Cancer incidence among welders: possible effects of exposure to extremely low frequency electromagnetic radiation (ELF) and to welding fumes.

Uncertainty in the relation between exposure to magnetic fields and brain cancer due to assessment and assignment of exposure and analytical methods in dose-response modeling.

Accidental deaths caused by electricity in Sweden, 1975-2000.

Cancer morbidity in subjects occupationally exposed to high frequency (radiofrequency and microwave) electromagnetic radiation.

Pregnancy outcomes after paternal radiofrequency field exposure aboard fast patrol boats.

Home and leisure injuries among the French electricity and gas company active employees: circumstances and short-term consequences.

--Leaf Cluster 27 (137)

Theme - Occupational exposure to electromagnetic fields, emphasizing neurodegenerative disease and cancer

Titles

Occupational exposures and the risk of amyotrophic lateral sclerosis.

Dementia and occupational exposure to magnetic fields.

Occupational exposure to magnetic fields in case-referent studies of neurodegenerative diseases.

Amyotrophic lateral sclerosis and occupational exposure to electromagnetic fields.

Occupational Exposures and Neurodegenerative Diseases-A Systematic Literature Review and Meta-Analyses.

Occupational magnetic field exposure and neurodegenerative disease.

Association between extremely low-frequency electromagnetic fields occupations and amyotrophic lateral sclerosis: a meta-analysis.

Paternal occupational exposure to electro-magnetic fields as a risk factor for cancer in children and young adults: a case-control study from the North of England.

Occupational exposure and amyotrophic lateral sclerosis in a prospective cohort.

Neurodegenerative diseases in welders and other workers exposed to high levels of magnetic fields.

Parental occupational exposure to magnetic fields and childhood cancer (Sweden).

Association between occupational exposure to power frequency electromagnetic fields and amyotrophic lateral sclerosis: a review.

Magnetic field exposure and neurodegenerative diseases--recent epidemiological studies.

Occupational and residential exposure to electromagnetic fields and risk of brain tumors in adults: a case-control study in Gironde, France.

Electrical occupations and neurodegenerative disease: analysis of U.S. mortality data.

Occupational exposure to magnetic fields and brain tumours in central Sweden.

Occupational exposure to extremely low frequency electric and magnetic fields and Alzheimer disease: a meta-analysis.

Amyotrophic Lateral Sclerosis and Occupational Exposures: A Systematic Literature Review and Meta-Analyses.

Case-Control Study on Occupational Exposure to Extremely Low-Frequency Electromagnetic Fields and the Association with Meningioma.

Occupational exposure to extremely low frequency magnetic fields and risk of Alzheimer disease: A systematic review and meta-analysis.

Occupational exposure to electromagnetic fields and Alzheimer disease.

Risk of childhood acute lymphoblastic leukaemia following parental occupational exposure to extremely low frequency electromagnetic fields.

Brain cancer and occupational exposure to magnetic fields among men: results from a Canadian population-based case-control study.

Occupational exposure to high-frequency electromagnetic fields and brain tumor risk in the INTEROCC study: An individualized assessment approach.

Occupational exposure to power frequency magnetic fields and risk of non-Hodgkin lymphoma.

Parental occupational exposure to extremely low frequency magnetic fields and childhood cancer: a German case-control study.

[News in occupational cancers].

Exposure to magnetic fields among electrical workers in relation to leukemia risk in Los Angeles County.

Occupational exposure to magnetic fields and the risk of brain tumors.

Occupational electric and magnetic field exposure and brain cancer: a meta-analysis.

Risk factors for Alzheimer disease: a population-based case-control study in Istanbul, Turkey.

Acute leukemia in electrical workers: a New Zealand case-control study.

Brain tumor risk in offspring of men occupationally exposed to electric and magnetic fields.

Work related etiology of amyotrophic lateral sclerosis (ALS): a meta-analysis.

Occupational exposure to low frequency magnetic fields and the risk of low grade and high grade glioma.

Occupational magnetic field exposure among women in Stockholm County, Sweden.

Occupational risk factors for cancer of the central nervous system: a case-control study on death certificates from 24 U.S. states.

Are occupational, hobby, or lifestyle exposures associated with Philadelphia chromosome positive chronic myeloid leukaemia?

Berkson error adjustment and other exposure surrogates in occupational case-control studies, with application to the Canadian INTEROCC study.

Paternal occupational exposure to radiofrequency electromagnetic fields and risk of adverse pregnancy outcome.

Electromagnetic field exposures and childhood cancers in New Zealand.

Occupational exposure to electromagnetic fields and acute leukaemia: analysis of a case-control study.

Maternal occupational exposure to extremely low frequency magnetic fields and the risk of brain cancer in the offspring.

Elevated risk of Alzheimer's disease among workers with likely electromagnetic field exposure.

[Epidemiological risk assessment of pathology development in occupational exposure to radiofrequency electromagnetic fields].

Review of the epidemiologic literature on EMF and Health.

Occupational risk factors in Alzheimer's disease: a review assessing the quality of published epidemiological studies.

Exposure to extremely low frequency electromagnetic fields and the risk of malignant diseases--an evaluation of epidemiological and experimental findings.

Interactions between occupational exposure to extremely low frequency magnetic fields and chemicals for brain tumour risk in the INTEROCC study.

The effect of male occupational exposure in infertile couples in Norway.

[Amyotrophic lateral sclerosis and exposure to metals and other occupational/environmental hazardous materials: state of the art].

Occupational exposure to radio frequency/microwave radiation and the risk of brain tumors: Interphone Study Group, Germany.

Relationships between occupational history and serum concentrations of organochlorine compounds in exocrine pancreatic cancer.

Risk agents related to work and amyotrophic lateral sclerosis: An occupational medicine focus.

[A case-control study on the risk factors of Alzheimer's disease in military elderly men].

Occupational exposures obtained by questionnaire in clinical practice and their association with semen quality.

Leukemia and occupational exposure to electromagnetic fields: review of epidemiologic surveys.

Occupational exposure to ionizing and non-ionizing radiation and risk of non-Hodgkin lymphoma.

Case-control study on occupational exposure to extremely low-frequency electromagnetic fields and glioma risk.

Risk of birth defects by parental occupational exposure to 50 Hz electromagnetic fields: a population based study.

Environmental risk factors for non-Hodgkin's lymphoma: a population-based case-control study in Languedoc-Roussillon, France.

Exposure to electromagnetic fields and risk of central nervous system disease in utility workers.

[Exposure to electromagnetic fields and risk of central nervous system diseases among employees at Danish electric companies].

Neurodegenerative diseases, suicide and depressive symptoms in relation to EMF.

Occupations with exposure to electromagnetic fields: a possible risk factor for Alzheimer's disease.

Occupational risk factors for lung cancer in the French electricity and gas industry: a case-control survey nested in a cohort of active employees.

Parental occupational exposures to electromagnetic fields and radiation and the incidence of neuroblastoma in offspring.

Occupational exposure to ionizing radiation and electromagnetic fields in relation to the risk of thyroid cancer in Sweden.

[Parental occupational exposures and autism spectrum disorder in children].

Acute leukaemia in workers exposed to electromagnetic fields.

Parental heat exposure and risk of childhood brain tumor: a Children's Oncology Group study.

Occupational magnetic field exposure and the risk of acoustic neuroma.

Leukemia risk and occupational electric field exposure in Los Angeles County, California.

Neurodegenerative disease and magnetic field exposure in UK electricity supply workers.

Occupational exposure to low frequency magnetic fields and dementia: a case-control study.

Occupation and malignant lymphoma: a population based case control study in Germany.

A nested case-control study of residential and personal magnetic field measures and miscarriages.

Need for a European approach to the effects of extremely low-frequency electromagnetic fields on cancer. ELF-EMF European Feasibility Study Group.

Incidence of leukaemia and brain tumours in some "electrical occupations".

A population-based prospective cohort study of personal exposure to magnetic fields during pregnancy and the risk of miscarriage.

Risk of cognitive impairment in relation to elevated exposure to electromagnetic fields.

Occupational factors of anxiety and depressive disorders in the French National Electricity and Gas Company. The Anxiety-Depression Group.

Occupational electromagnetic field exposures associated with sleep quality: a cross-sectional study.

Testicular cancer and electromagnetic fields (EMF) in the workplace: results of a population-based case-control study in Germany.

Occupational exposure to electromagnetic fields and the occurrence of brain tumors. An analysis of possible associations.

Occupational magnetic field exposure and myocardial infarction incidence.

Magnetic fields and brain tumour risks in UK electricity supply workers.

[The potential hazard for the development of leukemia from exposure to electromagnetic radiation (a review of the literature)].

Neuroblastoma and paternal occupation. A case-control analysis.

Self-reported electrical appliance use and risk of adult brain tumors.

Non-specific physical symptoms and electromagnetic field exposure in the general population: can we get more specific? A systematic review.

Occupational risk factors for acute leukaemia: a case-control study.

Occupational hazards for the male reproductive system.

Amyotrophic lateral sclerosis and environmental factors.

Environmental risk factors for brain tumors.

Occupational exposure to electromagnetic fields and sex-differential risk of uveal melanoma.

Maternal cumulative exposure to extremely low frequency electromagnetic fields and pregnancy outcomes in the Elfe cohort.

[Non dietetic environmental risk factors in prostate cancer].

[Environmental risk factors and epidemiologic study].

[Paternal exposure to occupational electromagnetic radiation and sex ratio of the offspring: a meta-analysis].

[Occupational risk and its prophylaxis for female workers engaged in radio-electronic instrument industry].

Interactive effect of chemical substances and occupational electromagnetic field exposure on the risk of gliomas and meningiomas in Swedish men.

[Delayed biological effect of electromagnetic fields action].

Prevalence of musculoskeletal disorders and related occupational causative factors among electricity linemen: A narrative review.

Paternal work in the power industry: effects on children at delivery.

Miscarriages among female physical therapists who report using radio- and microwave-frequency electromagnetic radiation.

Radiation exposure, socioeconomic status, and brain tumor risk in the US Air Force: a nested case-control study.

Risk factors, health risks, and risk management for aircraft personnel and frequent flyers.

Video display terminal use during pregnancy and reproductive outcome--a meta-analysis.

[Difficulties of expert testimony in microwave disease].

Radiofrequency electromagnetic fields; male infertility and sex ratio of offspring.

Exposure to magnetic fields and the risk of poor sperm quality.

Myeloid leukemias and myelodysplastic syndromes: chemical exposure, histologic subtype and cytogenetics in a case-control study.

[Evaluation of occupational risk caused by exposure to electromagnetic rays].



An apparently incongruous exposure-response relationship resulting from the use of job description to assess magnetic field exposure.

Carcinogenicity test in B6C3F1 mice after parental and prenatal exposure to 50 Hz magnetic fields.

Congenital malformations and exposure to high-frequency electromagnetic radiation among Danish physiotherapists.

[The IARC carcinogenicity evaluation of radio-frequency electromagnetic field: with special reference to epidemiology of mobile phone use and brain tumor risk].

Limitations of interview-based risk assessment of RF exposure from appliances.

Case-control study on uveal melanoma (RIFA): rationale and design.

Gender-specific reproductive outcome and exposure to high-frequency electromagnetic radiation among physiotherapists.

Search for teratogenic risks with the aid of malformation registries.

[Effect of early pregnancy electromagnetic field exposure on embryo growth ceasing].

Development and evaluation of a tool for retrospective exposure assessment of selected endocrine disrupting chemicals and EMF in the car manufacturing industry.

Environmental risk factors in the history of male patients of an infertility clinic.

Environmental exposure assessment in European birth cohorts: results from the ENRIECO project.

Maternal exposure to magnetic fields during pregnancy in relation to the risk of asthma in offspring.

Life styles, anxiety, expertise: the perception of risk from electromagnetic fields.

Epidemiologic evidence relevant to radar (microwave) effects.

Exposure to electromagnetic fields during pregnancy.

A literature review of medical side effects from radio-frequency energy in the human environment: involving cancer, tumors, and problems of the central nervous system.

Does exposure to computers affect the routine parameters of semen quality?

Gender ratio of offspring and exposure to shortwave radiation among female physiotherapists.

Clinical teratology.

Electricity and bones.

[A historic case of Wegener's granulomatosis: the physicist who discovered the electromagnetic waves: Heinrich Hertz].

A possible association between fetal/neonatal exposure to radiofrequency electromagnetic radiation and the increased incidence of autism spectrum disorders (ASD).

Fourth Level Cluster 83 (668)

Theme - Adverse effects of mobile phone use, especially brain tumors, and brain and neural function

--Leaf Cluster 30 (321)

Theme - Adverse health symptoms from mobile phone use

Titles

The risk of subjective symptoms in mobile phone users in Poland--an epidemiological study.

Problematic Use of Mobile Phones in Australia...Is It Getting Worse?

Use of mobile phones and cancer risk.

Health hazards of mobile phones: an Indian perspective.

Nomophobia: A Cross-sectional Study to Assess Mobile Phone Usage Among Dental Students.

Evidence-based policy? The use of mobile phones in hospital.

A survey study of the association between mobile phone use and daytime sleepiness in California high school students.

Electroencephalographic, personality, and executive function measures associated with frequent mobile phone use.

[Radiation from mobile phone and the health].

Is human saliva an indicator of the adverse health effects of using mobile phones?

Use of mobile phones by medical staff at Queen Elizabeth Hospital, Barbados: evidence for both benefit and harm.

Mobile phone induced sensorineural hearing loss.

[Mobile phones radiate--risk to the health?].

An international prospective cohort study of mobile phone users and health (COSMOS): Factors affecting validity of self-reported mobile phone use.

Mobile phone use and location of glioma: a case-case analysis.

Exposure to mobile phone electromagnetic fields and subjective symptoms: a double-blind study.

Adverse effects of excessive mobile phone use.

Mobile phone radiation causes brain tumors and should be classified as a probable human carcinogen (2A) (review).

Are mobile phones harmful?

[Subjective symptoms related to mobile phone use--a pilot study].

Mobile phone radiation and the risk of cancer; a review.

Review on health effects related to mobile phones. Part II: results and conclusions.

Effects of thirty minutes mobile phone use on the human sensory cortex.

Significance of micronuclei in buccal smears of mobile phone users: A comparative study.

[Psychophysiological indicators for children using mobile phones. Communication 1. Current state of the problem].

Audiologic disturbances in long-term mobile phone users.

Does chronic exposure to mobile phones affect cognition?

Mobile phones: influence on auditory and vestibular systems.

Cellular phones: are they detrimental?

Analysis of mobile phone use among young patients with brain tumors in Japan.

Association of mobile phone radiation with fatigue, headache, dizziness, tension and sleep disturbance in Saudi population.

Association between vestibular schwannomas and mobile phone use.

Acute effects of 3G mobile phone radiations on frontal haemodynamics during a cognitive task in teenagers and possible protective value of Om chanting.

Ethical considerations of mobile phone use by patients in KwaZulu-Natal: Obstacles for mHealth?

The use of cell phone and insight into its potential human health impacts.

Mobile phones, in combination with a computer locator system, improve the response times of emergency medical services in central London.

Mobile phone use, school electromagnetic field levels and related symptoms: a cross-sectional survey among 2150 high school students in Izmir.

Mobile phone related-hazards and subjective hearing and vision symptoms in the Saudi population.

Thermal effects of mobile phones on human auricle region.

Mobile phones and health: a literature overview.

Radiation from mobile phone systems: Is it perceived as a threat to people's health?

Child and Adolescent Use of Mobile Phones: An Unparalleled Complex Developmental Phenomenon.

Micronucleus frequency in buccal mucosa cells of mobile phone users.

Exposure of magnetic bacteria to simulated mobile phone-type RF radiation has no impact on mortality.

The assessment of electromagnetic field radiation exposure for mobile phone users.

Mobile phones: Reservoirs for the transmission of nosocomial pathogens.

Headache, tinnitus and hearing loss in the international Cohort Study of Mobile Phone Use and Health (COSMOS) in Sweden and Finland.

Analysis of ear side of mobile phone use in the general population of Japan.

Questionnaire-based evaluation of mobile phone interference with medical-electrical equipment in Swedish hospitals.

Mobile Phone-Use Habits Among Adolescents: Predictors of Intensive Use.

[Effect of stress and intensity of mobile phone use on the health and subjective symptoms in GSM workers].

Epidemiological risk assessment of mobile phones and cancer: where can we improve?

Impact of one's own mobile phone in stand-by mode on personal radiofrequency electromagnetic field exposure.

Mobile phones, radiofrequency fields, and health effects in children--epidemiological studies.

Self-reported mobile phone use and semen parameters among men from a fertility clinic.

Recall of mobile phone usage and laterality in young people: The multinational Mobi-Expo study.

Psychological factors associated with self-reported sensitivity to mobile phones.

Real versus Simulated Mobile Phone Exposures in Experimental Studies.

Time trends (1998-2007) in brain cancer incidence rates in relation to mobile phone use in England.

Neurological changes induced by a mobile phone.

Survey of mobile phone use and their chronic effects on the hearing of a student population.

Mobile phone use and stress, sleep disturbances, and symptoms of depression among young adults--a prospective cohort study.

[SAR values of mobile phones. Safety evaluation and risk perception].

Assessment of extremely low frequency magnetic field exposure from GSM mobile phones.

EEG Changes Due to Experimentally Induced 3G Mobile Phone Radiation.

Effects of thirty-minute mobile phone exposure on saccades.

Cell phone radiation exposure on brain and associated biological systems.

Effects of chronic exposure of electromagnetic fields from mobile phones on hearing in rats.

Do mobile 'phones have a detrimental impact on auditory function?

[Hearing level and intensive use of mobile phones].

Preliminary report: symptoms associated with mobile phone use.

Validation of exposure assessment and assessment of recruitment methods for a prospective cohort study of mobile phone users (COSMOS) in Finland: a pilot study.

Studying the effects of mobile phone use on the auditory system and the central nervous system: a review of the literature and future directions.

Mobile-phone pulse triggers evoked potentials.

Association between General Health and Mobile Phone Dependency among Medical University Students: A Cross-sectional Study in Iran.

Mobile phones and children: is precaution warranted?

[Determining health policy for sensible mobile phone use--current world status].

Comparison of cytotoxic and genotoxic effects of plutonium-239 alpha particles and mobile phone GSM 900 radiation in the *Allium cepa* test.

Mobile phones: time to rethink and limit usage.

Bedtime mobile phone use and sleep in adults.

Mobile phones and seizures: drug-resistant epilepsy is less common in mobile-phone-using patients.

Estimation of head tissue-specific exposure from mobile phones based on measurements in the homogeneous SAM head.

Mobile phones, heat shock proteins and cancer.

Can evidence change belief? Reported mobile phone sensitivity following individual feedback of an inability to discriminate active from sham signals.

Distribution of RF energy emitted by mobile phones in anatomical structures of the brain.

Association between mobile phone use and depressed mood in Japanese adolescents: a cross-sectional study.

Effects of thirty-minute mobile phone use on visuo-motor reaction time.

The controversy about a possible relationship between mobile phone use and cancer.

Association between Excessive Use of Mobile Phone and Insomnia and Depression among Japanese Adolescents.

Electromagnetic interference of GSM mobile phones with the implantable deep brain stimulator, ITREL-III.

Association between overuse of mobile phones on quality of sleep and general health among occupational health and safety students.

Effect of mobile phones on micronucleus frequency in human exfoliated oral mucosal cells.

A study on the effect of prolonged mobile phone use on pure tone audiometry thresholds of medical students of Sikkim.

Factors that influence the radiofrequency power output of GSM mobile phones.

Analysis of mobile phone design features affecting radiofrequency power absorbed in a human head phantom.

Does the Brain Detect 3G Mobile Phone Radiation Peaks? An Explorative In-Depth Analysis of an Experimental Study.

Effects of mobile phone use on brain tissue from the rat and a possible protective role of vitamin C - a preliminary study.

Effects of a 902 MHz mobile phone on cerebral blood flow in humans: a PET study.

Analysis of the influence of handset phone position on RF exposure of brain tissue.

Are thyroid dysfunctions related to stress or microwave exposure (900 MHz)?

Exposure to mobile phone electromagnetic field radiation, ringtone and vibration affects anxiety-like behaviour and oxidative stress biomarkers in albino wistar rats.

Clear policies on mobile phones vital.

Personal exposure to mobile phone frequencies and well-being in adults: a cross-sectional study based on dosimetry.

Self-report of physical symptoms associated with using mobile phones and other electrical devices.

Mobile phones as mediators of health behavior change in cardiovascular disease in developing countries.

Experimental and numerical assessment of low-frequency current distributions from UMTS and GSM mobile phones.

Are men talking their reproductive health away?

The effect of mobile phone to audiologic system.

The effects of 884 MHz GSM wireless communication signals on headache and other symptoms: an experimental provocation study.

Associations between problematic mobile phone use and psychological parameters in young adults.

Effects on auditory function of chronic exposure to electromagnetic fields from mobile phones.

Mobile phones are good for you, p0.36! Observations on Keetley, Wood, Spong and Stough (2006).

Cordless telephone use: implications for mobile phone research.

Mobile phone exposure and spatial memory.

Prevalence of subjective poor health symptoms associated with exposure to electromagnetic fields among university students.

Mobile phone headache: a double blind, sham-controlled provocation study.

Human short-term exposure to electromagnetic fields emitted by mobile phones decreases computer-assisted visual reaction time.

Evaluation of the effects of mobile phones on the neural tube development of chick embryos.

Mobile telephone use is associated with changes in cognitive function in young adolescents.

Mobile phone use, blood lead levels, and attention deficit hyperactivity symptoms in children: a longitudinal study.

Is mobile phone radiation genotoxic? An analysis of micronucleus frequency in exfoliated buccal cells.

Mobile Phone, Computer, and Internet Use Among Older Homeless Adults: Results from the HOPE HOME Cohort Study.

Mobile phones carry the personal microbiome of their owners.

Mobile phones and sex work in South India: the emerging role of mobile phones in condom use by female sex workers in two Indian states.

Spatial memory performance of Wistar rats exposed to mobile phone.

The effect of the duration of exposure to the electromagnetic field emitted by mobile phones on human attention.

Interference of GSM mobile phones with communication between Cardiac Rhythm Management devices and programmers: A combined in vivo and in vitro study.

Guidance for exposure design of human studies addressing health risk evaluations of mobile phones.

Exposure to non-ionizing electromagnetic fields emitted from mobile phones induced DNA damage in human ear canal hair follicle cells.

Effects of mobile phone radiofrequency on the structure and function of the normal human hemoglobin.

Impact of head morphology on local brain specific absorption rate from exposure to mobile phone radiation.

Can the Accuracy of Home Blood Glucose Monitors be affected by the Received Signal Strength of 900 MHz GSM Mobile Phones?

Are some people sensitive to mobile phone signals? Within participants double blind randomised provocation study.

Women's mobile phone use in birth suite: A West Australian perspective.

Effect of mobile telephones on sperm quality: a systematic review and meta-analysis.

Social behavioral testing and brain magnetic resonance imaging in chicks exposed to mobile phone radiation during development.

[Effects of electromagnetic fields emitted by cellular phone on auditory and vestibular labyrinth].

Mobile phone hygiene: potential risks posed by use in the clinics of an Indian dental school.

Impact of Adolescents' Screen Time and Nocturnal Mobile Phone-Related Awakenings on Sleep and General Health Symptoms: A Prospective Cohort Study.

The association between use of mobile phones after lights out and sleep disturbances among Japanese adolescents: a nationwide cross-sectional survey.

The influence of direct mobile phone radiation on sperm quality.

The effect of mobile phone on the number of Purkinje cells: a stereological study.

Some ocular symptoms experienced by users of mobile phones.

Radio frequency exposure in mobile phone users: implications for exposure assessment in epidemiological studies.

Mobile phone use facilitates memory in male, but not female, subjects.

Use of mobile phones and changes in cognitive function in adolescents.



Assessment of the radio-frequency electromagnetic fields induced in the human body from mobile phones used with hands-free kits.

An epidemiological review of mobile telephones and cancer.

Interaction of mobile phones with superficial passive metallic implants.

The effect of electromagnetic field emitted by a mobile phone on the inhibitory control of saccades.

Effects of GSM 900 MHz on middle cerebral artery blood flow assessed by transcranial Doppler sonography.

How to encourage children to use mobile phones safely.

Effects of electromagnetic fields from mobile phones on depression and anxiety after titanium mesh cranioplasty among patients with traumatic brain injury.

Individual differences in the effects of mobile phone exposure on human sleep: rethinking the problem.

[Correlation of health literacy and mobile phone use dependence with psychopathological symptoms in middle school students].

Acute effects of using a mobile phone on CNS functions.

Effect of electromagnetic fields emitted by cellular phones on the latency of evoked electrodermal activity.

Evaluation of the effect of using mobile phones on male fertility.

Effect of prenatal exposure to mobile phone on pyramidal cell numbers in the mouse hippocampus: a stereological study.

Mobile phone use on a young person's unit.

Mobile phones: are children at higher risk?

Effects of mobile phone radiation on reproduction and development in *Drosophila melanogaster*.

Quantitative changes in testicular structure and function in rat exposed to mobile phone radiation.

The effects of the duration of mobile phone use on heart rate variability parameters in healthy subjects.

Specific absorption rate variation in a brain phantom due to exposure by a 3G mobile phone: problems in dosimetry.

[Acute ear trauma caused by failure of mobile phone/cellular phone].

Assessment of auditory evoked potential in long-term mobile phone users.

Is exposure to personal music players a confounder in adolescent mobile phone use and hearing health studies?

Interference to medical equipment from mobile phones.

Identifying seasonal mobility profiles from anonymized and aggregated mobile phone data. Application in food security.

Effects of mobile phone electromagnetic fields: critical evaluation of behavioral and neurophysiological studies.

Estimation of RF energy absorbed in the brain from mobile phones in the Interphone Study.

[Electromagnetic fields in the vicinity of DECT cordless telephones and mobile phones].

Thermal effects of mobile phones on facial nerves and surrounding soft tissue.

Intraoperative observation of changes in cochlear nerve action potentials during exposure to electromagnetic fields generated by mobile phones.

An old issue and a new look: electromagnetic hypersensitivity caused by radiations emitted by GSM mobile phones.

Can mobile phone emissions affect auditory functions of cochlea or brain stem?

Influence on the mechanisms of generation of distortion product otoacoustic emissions of mobile phone exposure.

Does acute exposure to the electromagnetic field emitted by a mobile phone influence visual evoked potentials? A pilot study.

The estimation of 3D SAR distributions in the human head from mobile phone compliance testing data for epidemiological studies.

The acute auditory effects of exposure for 60 minutes to mobile's electromagnetic field.

Long-term digital mobile phone use and cognitive decline in the elderly.

Mobile Phone: A Possible Vector of Bacterial Transmission in Hospital Setting.

Electrophysiological Assessment of the Impact of Mobile Phone Radiation on Cognition in Persons With Epilepsy.

Mobile phone affects cerebral blood flow in humans.

Association between mobile phone use and semen quality: a systemic review and meta-analysis.

Effects of Mobile Phones on Children's and Adolescents' Health: A Commentary.

[Activity of vestibular organ in people using mobile phones professionally].

Analysis of three-dimensional SAR distributions emitted by mobile phones in an epidemiological perspective.

Perception of the electromagnetic field emitted by a mobile phone.

[ Effects of electromagnetic fields generated by mobile phones on the nervous system].

Effects of high frequency electromagnetic field (EMF) emitted by mobile phones on the human motor cortex.

[Cellular phones and cancer: current status].

Local vasodilator response to mobile phones.

Electromagnetic hypersensitivity (EHS) and subjective health complaints associated with electromagnetic fields of mobile phone communication--a literature review published between 2000 and 2004.

Mobile phone types and SAR characteristics of the human brain.

Diverse radiofrequency sensitivity and radiofrequency effects of mobile or cordless phone near fields exposure in *Drosophila melanogaster*.

Biophysical evaluation of radiofrequency electromagnetic field effects on male reproductive pattern.

The semen quality of the mobile phone users.

Tinnitus and mobile phone use.

Association of excessive mobile phone use during pregnancy with birth weight: an adjunct study in Kumamoto of Japan Environment and Children's Study.

Is problematic mobile phone use explained by chronotype and personality?

Effects of mobile phone emissions on human brain activity and sleep variables.

Effect of Bluetooth headset and mobile phone electromagnetic fields on the human auditory nerve.

Cranial and postcranial skeletal variations induced in mouse embryos by mobile phone radiation.

Effects of exposure to a mobile phone on testicular function and structure in adult rabbit.

"MXing it up": how African adolescents may affect social change through mobile phone use.

Mobile-phone-based home exercise training program decreases systemic inflammation in COPD: a pilot study.

Effects of short-term radiation emitted by WCDMA mobile phones on teenagers and adults.

Diseases of modern living: neurological changes associated with mobile phones and radiofrequency radiation in humans.

GSM mobile phone radiation suppresses brain glucose metabolism.

The electromagnetic interference of mobile phones on the function of a gamma-camera.

Effects of mobile phone exposure on biochemical parameters of cord blood: A preliminary study.  
[An analysis of the pathogenetic significance of irradiations from mobile phones].

Self-reported symptoms associated with exposure to electromagnetic fields: a questionnaire study.

The mobile phone decreases fructose but not citrate in rabbit semen: a longitudinal study.

Mobile phone use and subjective symptoms. Comparison of symptoms experienced by users of analogue and digital mobile phones.

Acute effects of the electromagnetic waves emitted by mobile phones on attention in emergency physicians.

Multiple assessment methods of prenatal exposure to radio frequency radiation from telecommunication in the Mothers and Children's Environmental Health (MOCEH) study.

Mobile phone use and possible cancer risk: Current perspectives in India.

Symptomatic complex partial status epilepticus manifesting as utilization behavior of a mobile phone.

Genotoxic and carcinogenic effects of non-ionizing electromagnetic fields.

"Mate! I'm running 10 min late": An investigation into the self-regulation of mobile phone tasks while driving.

Dose related shifts in the developmental progress of chick embryos exposed to mobile phone induced electromagnetic fields.

Growing concern over the safety of using mobile phones and male fertility.

Is there any exposure from a mobile phone in stand-by mode?  
[Biological effects of mobile phone electromagnetic field on chick embryo (risk assessment using the mortality rate)].

MEMO--a mobile phone depression prevention intervention for adolescents: development process and postprogram findings on acceptability from a randomized controlled trial.

Relationship between Mobile Phone Addiction and the Incidence of Poor and Short Sleep among Korean Adolescents: a Longitudinal Study of the Korean Children & Youth Panel Survey.

Neurodevelopment for the first three years following prenatal mobile phone use, radio frequency radiation and lead exposure.

Electromagnetic safety of children using wireless phones: a literature review.

Histological and histochemical study of the protective role of rosemary extract against harmful effect of cell phone electromagnetic radiation on the parotid glands.

Mobile phone use for contacting emergency services in life-threatening circumstances.

Effect of Mobile Phone-Induced Electromagnetic Field on Brain Hemodynamics and Human Stem Cell Functioning: Possible Mechanistic Link to Cancer Risk and Early Diagnostic Value of Electronphonic Imaging.

Fetal and neonatal responses following maternal exposure to mobile phones.

Is the effect of mobile phone radiofrequency waves on human skin perfusion non-thermal?

Systematic review and meta-analysis of psychomotor effects of mobile phone electromagnetic fields.

[Cell phone communication: hygienic characteristics, biological action, standardization (a review)].

Age-dependent tissue-specific exposure of cell phone users.

Comments on "Association of excessive mobile phone use during pregnancy with birth weight: an adjunct study in Kumamoto of Japan Environment and Children's Study".

Neuropsychological sequelae of digital mobile phone exposure in humans.

Effects of radiofrequency electromagnetic radiation (RF-EMF) on honey bee queen development and mating success.

Genotoxicity evaluation of electromagnetic fields generated by 835-MHz mobile phone frequency band.

A survey study on some neurological symptoms and sensations experienced by long term users of mobile phones.

Does evening exposure to mobile phone radiation affect subsequent melatonin production?

Nocebo as headache trigger: evidence from a sham-controlled provocation study with RF fields.

Mobile phones and elderly people: a noisy communication.

Recall of past use of mobile phone handsets.

Mobile phone use and willingness to pay for SMS for diabetes in Bangladesh.

Electromagnetic absorption in the head of adults and children due to mobile phone operation close to the head.

Preliminary evaluation of nanoscale biogenic magnetite-based ferromagnetic transduction mechanisms for mobile phone bioeffects.

[Mobile phones, web chat, and sex among Norwegian adolescents].

Comparison of FDTD-calculated specific absorption rate in adults and children when using a mobile phone at 900 and 1800 MHz.

Effects of the Effect of Ultra High Frequency Mobile Phone Radiation on Human Health.

Dosimetric comparison of the specific anthropomorphic mannequin (SAM) to 14 anatomical head models using a novel definition for the mobile phone positioning.

Can electromagnetic fields emitted by mobile phones stimulate the vestibular organ?

Analysis on the effect of the distances and inclination angles between human head and mobile phone on SAR.

The use of a 'phantom scalp' to assess the possible direct pickup of mobile phone handset emissions by electroencephalogram electrode leads.

[Change settings for visual analyzer of child users of mobile communication: longitudinal study].

Determinants of mobile phone output power in a multinational study: implications for exposure assessment.

Effects of electromagnetic radiation of mobile phones on the central nervous system.

Noncommunicable Disease Risk Factors and Mobile Phones: A Proposed Research Agenda.

Effect of mobile phone usage time on total antioxidant capacity of saliva and salivary immunoglobulin a.

Mobile cell-phones (M-phones) in telemicroscopy: increasing connectivity of isolated laboratories.

A new problem in inflammatory bladder diseases: use of mobile phones!

Effects of mobile phone exposure on metabolomics in the male and female reproductive systems.

The pattern of the electromagnetic field emitted by mobile phones in motor vehicle driving simulators.

Derangement of chick embryo retinal differentiation caused by radiofrequency electromagnetic fields.

Mobile-phone dispatch of laypersons for CPR in out-of-hospital cardiac arrest.

Numerical assessment of induced ELF currents in the human head due to the battery current of a digital mobile phone.

Moving the Agenda on Noncommunicable Diseases: Policy Implications of Mobile Phone Surveys in Low and Middle-Income Countries.

Effect of mobile phone use on salivary concentrations of protein, amylase, lipase, immunoglobulin A, lysozyme, lactoferrin, peroxidase and C-reactive protein of the parotid gland.

Wi-Fi technology--an uncontrolled global experiment on the health of mankind.

Phantom vibration and phantom ringing among mobile phone users: A systematic review of literature.

Structural and kinetic effects of mobile phone microwaves on acetylcholinesterase activity.

Tinnitus and cell phones: the role of electromagnetic radiofrequency radiation.

[Psychophysiological indicators for children using mobile phones. Communication 2. Results of four-year monitoring].

Who reaps the benefits, who bears the risks? Comparative optimism, comparative utility, and regulatory preferences for mobile phone technology.

Electromagnetic Fields of Mobile Phone Jammer Exposure on Blood Factors in Rats.

Effect of handheld mobile phone use on parotid gland salivary flow rate and volume.

[Mobile phone use as a risk factor for affection of the central nerve system--secondary publication].

ELF exposure from mobile and cordless phones for the epidemiological MOBI-Kids study.

The Effect of Electromagnetic Radiation due to Mobile Phone Use on Thyroid Function in Medical Students Studying in a Medical College in South India.

Long-term mobile phone use and the risk of vestibular schwannoma: a Danish nationwide cohort study.

Cellular phones for reducing battlefield stress: rationale and a preliminary research.

Assessment of SAR and thermal changes near a cochlear implant system for mobile phone type exposures.

Evaluation of the mobile phone electromagnetic radiation on serum iron parameters in rats.

Asymmetries in hip mineralization in mobile cellular phone users.

Mobile Phone Use Behaviors and Postures on Public Transportation Systems.

Radiofrequency Electromagnetic Radiation and Memory Performance: Sources of Uncertainty in Epidemiological Cohort Studies.

The effects of multivitamin supplementation on mood and general well-being in healthy young adults. A laboratory and at-home mobile phone assessment.

[Monitor of ECG signal and heart rate using a mobile phone with Bluetooth communication protocol].

Safe use of mobile phones in hospitals.

Exposure to mobile phone radiation opens new horizons in Alzheimer's disease treatment.

[Mobile telephones: a 'new risk'].

Predicting the biological effects of mobile phone radiation absorbed energy linked to the MRI-obtained structure.

Metal-framed spectacles and implants and specific absorption rate among adults and children using mobile phones at 900/1800/2100 MHz.

Mobile telephones: a comparison of radiated power between 3G VoIP calls and 3G VoCS calls.

A framework for spatial interaction analysis based on large-scale mobile phone data.

Self-reported depression and anxiety symptoms and usage of computers and mobile phones among working-age Finns.

Motivating men who have sex with men to get tested for HIV through the internet and mobile phones: a qualitative study.

The influence of handheld mobile phones on human parotid gland secretion.

Acute effects of 30 minutes of exposure to a smartphone call on in vitro platelet function.

[Effect of high-frequency EMF on public health and its neuro-chemical investigations].

Development of a problematic mobile phone use scale for Turkish adolescents.

Radiofrequency fields, transthyretin, and Alzheimer's disease.

Mobile phone mast effects on common frog (*Rana temporaria*) tadpoles: the city turned into a laboratory.

Analysis of RF exposure in the head tissues of children and adults.

SARs for pocket-mounted mobile telephones at 835 and 1900 MHz.

Intravital Computer Morphometry on Protozoa: A Method for Monitoring of the Morphofunctional Disorders in Cells Exposed in the Cell Phone Communication Electromagnetic Field.

Estimation of the SAR in the human head and body due to radiofrequency radiation exposure from handheld mobile phones with hands-free accessories.

Ants can be used as bio-indicators to reveal biological effects of electromagnetic waves from some wireless apparatus.

Regulating hearing aid compatibility of cell phones: results from a national survey.

Laughter counteracts enhancement of plasma neurotrophin levels and allergic skin wheal responses by mobile phone-mediated stress.

Recently published papers: take your predictions with a drop of saline... and breathe deeply before turning on your phone.



Interactions of problematic mobile phone use and psychopathological symptoms with unintentional injuries: a school-based sample of Chinese adolescents.

Critical comments on DNA breakage by mobile-phone electromagnetic fields [Diem et al., *Mutat. Res.* 583 (2005) 178-183].

Mobile phone-delivered reminders and incentives to improve childhood immunisation coverage and timeliness in Kenya (M-SIMU): a cluster randomised controlled trial.

Enhancement of allergic skin wheal responses in patients with atopic eczema/dermatitis syndrome by playing video games or by a frequently ringing mobile phone.

Pilot study of mobile phone technology in allergic rhinitis in European countries: the MASK-rhinitis study.

A closed-loop process to recover Li and Co compounds and to resynthesize LiCoO<sub>2</sub> from spent mobile phone batteries.

--Leaf Cluster 1 (36)

Theme - Effects of mobile phones on brain and neural function

Titles

Mobile phone use for 5 minutes can cause significant memory impairment in humans.

Association between mobile phone use and inattention in 7102 Chinese adolescents: a population-based cross-sectional study.

Clinical features of headache associated with mobile phone use: a cross-sectional study in university students.

Predictors of mobile telephone use and exposure analysis in Australian adolescents.

Acute Effect of Electromagnetic Waves Emitted from Mobile Phone on Visual Evoked Potential in Adult Male : A Preliminary Study.

Analysis of the mobile phone effect on the heart rate variability by using the largest Lyapunov exponent.

Mobile Phone Use and The Risk of Headache: A Systematic Review and Meta-analysis of Cross-sectional Studies.

Acute mobile phone effects on pre-attentive operation.

Effect Of Electromagnetic Waves Emitted From Mobile Phone On Brain Stem Auditory Evoked Potential In Adult Males.

Acute effects of radiofrequency electromagnetic field emitted by mobile phone on brain function.

Psychophysiological tests and provocation of subjects with mobile phone related symptoms.

The cardiac effects of a mobile phone positioned closest to the heart.

Electromagnetic field of mobile phones affects visual event related potential in patients with narcolepsy.

Acute mobile phone operation affects neural function in humans.

Use of mobile and cordless phones and cognition in Australian primary school children: a prospective cohort study.

Effect of mobile phone radiation on heart rate variability.

[Effects of radiation emitted from mobile phones on short- term heart rate variability parameters].

Mobile phone use and health symptoms in children.

The sensitivity of human event-related potentials and reaction time to mobile phone emitted electromagnetic fields.

Factors associated with mental health among high school students in Iran: Does mobile phone overuse associate with poor mental health?

Mobile phone effects on children's event-related oscillatory EEG during an auditory memory task.

Examining the effects of electromagnetic fields emitted by GSM mobile phones on human event-related potentials and performance during an auditory task.

Estimating transmitted power density from mobile phone: an epidemiological pilot study with a software modified phone.

"Nomophobia": impact of cell phone use interfering with symptoms and emotions of individuals with panic disorder compared with a control group.

Mobile phone use and exposures in children.

The effect of mobile phone electromagnetic fields on the alpha rhythm of human electroencephalogram.

Use of mobile and cordless phones and change in cognitive function: a prospective cohort analysis of Australian primary school children.

Neurophysiological effects of mobile phone electromagnetic fields on humans: a comprehensive review.

[Effect of mobile phone electromagnetic emission on characteristics of cerebral blood circulation and neurohumoral regulations in humans].

Effects of 2G and 3G mobile phones on human alpha rhythms: Resting EEG in adolescents, young adults, and the elderly.

Acute mobile phones exposure affects frontal cortex hemodynamics as evidenced by functional near-infrared spectroscopy.

Effects of exposure to a mobile phone on sexual behavior in adult male rabbit: an observational study.

Effects of concurrent caffeine and mobile phone exposure on local target probability processing in the human brain.

Some ocular symptoms and sensations experienced by long term users of mobile phones.

Nasal colonization and bacterial contamination of mobile phones carried by medical staff in the operating room.

Headache and sferics.

--Leaf Cluster 25 (68)

Theme - Effects of cell phone radiation on cognitive function and hearing

Titles

Effects of GSM cellular phones on human hearing: the European project "GUARD".

Effects of weak mobile phone - electromagnetic fields (GSM, UMTS) on event related potentials and cognitive functions.

Mobile phone emission modulates event-related desynchronization of alpha rhythms and cognitive-motor performance in healthy humans.

Effects of pulsed and continuous wave 902 MHz mobile phone exposure on brain oscillatory activity during cognitive processing.

Effects of electromagnetic field emitted by cellular phones on the EEG during a memory task.

Effects of weak mobile phone - electromagnetic fields (GSM, UMTS) on well-being and resting EEG.

Assessment of potential effects of the electromagnetic fields of mobile phones on hearing.

Effects of electromagnetic field emitted by cellular phones on the EEG during an auditory memory task: a double blind replication study.

Human brain wave activity during exposure to radiofrequency field emissions from mobile phones.

Effects of electromagnetic fields emitted by cellular phones on the electroencephalogram during a visual working memory task.

Effects of radiofrequency radiation emitted by cellular telephones on the cognitive functions of humans.

Cognitive effects of radiation emitted by cellular phones: the influence of exposure side and time.

Mobile phone emission modulates interhemispheric functional coupling of EEG alpha rhythms.

Effects of mobile phone exposure on time frequency fine structure of transiently evoked otoacoustic emissions.

[Effects of electromagnetic field from cellular phones on selected central nervous system functions: a literature review].

Effects of UMTS cellular phones on human hearing: results of the European project EMFnEAR.

Is the brain influenced by a phone call? An EEG study of resting wakefulness.

Effect of acute exposure to radiofrequency electromagnetic fields emitted by a mobile phone (GSM 900 MHz) on electrodermal responsiveness in healthy human.

Human brain activity during exposure to radiofrequency fields emitted by cellular phones.

Effects of exposure to electromagnetic fields emitted by GSM 900 and WCDMA mobile phones on cognitive function in young male subjects.

Preattentive auditory information processing under exposure to the 902 MHz GSM mobile phone electromagnetic field: a mismatch negativity (MMN) study.

Pulsed and continuous wave mobile phone exposure over left versus right hemisphere: effects on human cognitive function.

Mobile phone emission increases inter-hemispheric functional coupling of electroencephalographic alpha rhythms in epileptic patients.

Electromagnetic fields produced by GSM cellular phones and heart rate variability.

Effect of a 902 MHz electromagnetic field emitted by mobile phones on human cognitive function: A replication study.

The effects of mobile-phone electromagnetic fields on brain electrical activity: a critical analysis of the literature.

Hypersensitivity symptoms associated with exposure to cellular telephones: no causal link.

Nonlinear heart rate variability measures under electromagnetic fields produced by GSM cellular phones.

Mobile phone emission modulates inter-hemispheric functional coupling of EEG alpha rhythms in elderly compared to young subjects.

A study of the effects of cellular telephone microwave radiation on the auditory system in healthy men.

Cognitive effects of cellular phones: a possible role of non-radiofrequency radiation factors.

Comparison of the effects of continuous and pulsed mobile phone like RF exposure on the human EEG.

Mobile phones exposure induces changes of contingent negative variation in humans.

Investigation of potential effects of cellular phones on human auditory function by means of distortion product otoacoustic emissions.

Effects of microwaves emitted by cellular phones on human slow brain potentials.

Effects of radiofrequency electromagnetic fields on the human nervous system.

Variations in electroencephalography with mobile phone usage in medical students.

Effects of 2G and 3G mobile phones on performance and electrophysiology in adolescents, young adults and older adults.

The excretion of 6-hydroxymelatonin sulfate in healthy young men exposed to electromagnetic fields emitted by cellular phone -- an experimental study.

Gender related differences on the EEG during a simulated mobile phone signal.

Cellular Phone Irradiation of the Head Affects Heart Rate Variability Depending on Inspiration/Expiration Ratio.

Effects of RF exposure of teenagers and adults by CDMA cellular phones.

Effects of 900 MHz electromagnetic fields exposure on cochlear cells' functionality in rats: evaluation of distortion product otoacoustic emissions.

Effects of the acute exposure to the electromagnetic field of mobile phones on human auditory brainstem responses.

Do mobile phones pose a potential risk to autonomic modulation of the heart?

Effects of intensive and moderate cellular phone use on hearing function.

A meta-analysis for neurobehavioural effects due to electromagnetic field exposure emitted by GSM mobile phones.

Mobile phone emissions modulate brain excitability in patients with focal epilepsy.

Mobile phone emissions and human brain excitability.

Effects of pulsed electromagnetic fields on cognitive processes - a pilot study on pulsed field interference with cognitive regeneration.

Scalp localization of human auditory cortical activity modified by GSM electromagnetic fields.

Effect of 902 MHz mobile phone transmission on cognitive function in children.

Physiological effects of RF exposure on hypersensitive people by a cell phone.

Effects of mobile phone signals over BOLD response while performing a cognitive task.

Effect of electromagnetic field emitted by cellular phones on fetal heart rate patterns.

Effects of W-CDMA 1950 MHz EMF emitted by mobile phones on regional cerebral blood flow in humans.

Does acute exposure to mobile phones affect human attention?

Effects of GSM signals during exposure to event related potentials (ERPs).

The effect of GSM and TETRA mobile handset signals on blood pressure, catechol levels and heart rate variability.

Thermal effects of mobile phone RF fields on children: a provocation study.

Controversies on electromagnetic field exposure and the nervous systems of children.

The influence of the call with a mobile phone on heart rate variability parameters in healthy volunteers.

[A study on the biological effects of exposure mobile-phone frequency EMF].

Effects of Bluetooth device electromagnetic field on hearing: pilot study.

Evaluation in humans of the effects of radiocellular telephones on the circadian patterns of melatonin secretion, a chronobiological rhythm marker.

Comparison of earphone radiation recorded from hearing impaired subjects and a resistor network simulator.

[The influence of hypogeomagnetic field on bioelectric activity of the brain in epilepsy].

Non-ionizing radiofrequency electromagnetic waves traversing the head can be used to detect cerebrovascular autoregulation responses.

--Leaf Cluster 14 (93)

Theme - Myriad adverse health effects from cellphones

Titles

Cell phone use and acoustic neuroma: the need for standardized questionnaires and access to industry data.

Cell-phone use and self-reported hypertension: national health interview survey 2008.

Cell phones: modern man's nemesis?

Impact of cell phone use on men's semen parameters.

A preliminary examination of cell phone use and helping behavior.

Cell phone use and behavioural problems in young children.

An analysis of the impact of cell phone use on depressive symptoms among Japanese elders.

Cell phones and brain tumors: a review including the long-term epidemiologic data.

Prenatal and postnatal exposure to cell phone use and behavioral problems in children.

Maternal cell phone use during pregnancy and child behavioral problems in five birth cohorts.

Maternal cell phone use in early pregnancy and child's language, communication and motor skills at 3 and 5 years: the Norwegian mother and child cohort study (MoBa).

Cell phones and tumor: still in no man's land.

Cell phones and male infertility: a review of recent innovations in technology and consequences.

Prenatal exposure to cell phone use and neurodevelopment at 14 months.

The effects of cell phone use on peripheral vision.

Factors associated with cell phone use in adolescents in the community of Madrid (Spain).

The Impact of Using Cell Phones After Light-Out on Sleep Quality, Headache, Tiredness, and Distractibility Among Students of a University in North of Iran.

Prospective study of pregnancy outcomes after parental cell phone exposure: the Norwegian Mother and Child Cohort Study.

Prenatal and Postnatal Cell Phone Exposures and Headaches in Children.

Cell-Phone Addiction: A Review.

Ambulatory cell phone injuries in the United States: an emerging national concern.

[Cell Phones and Risk of brain and acoustic nerve tumours: the French INTERPHONE case-control study].

Cell phone usage and erectile function.

Real-world cell phone radiofrequency electromagnetic field exposures.

Cell phone exposures and hearing loss in children in the Danish National Birth Cohort.

Cell Phone Information Seeking Explains Blood Pressure in African American Women.

Habits of cell phone usage and sperm quality - does it warrant attention?

Maternal cell phone use during pregnancy and child cognition at age 5years in 3 birth cohorts.

Cell phones and male infertility: dissecting the relationship.

Augmentative and alternative communication and cell phone use: one off-the-shelf solution and some policy considerations.

Cell phones and cancer: what is the evidence for a connection?

Cancer risks related to low-level RF/MW exposures, including cell phones.

Effect of cell-phone radiofrequency on angiogenesis and cell invasion in human head and neck cancer cells.

Is health literacy related to health behaviors and cell phone usage patterns among the text4baby target population?

Cell phone use and risk of thyroid cancer: a population-based case-control study in Connecticut.

Cell phones and children: follow the precautionary road.

Association between number of cell phone contracts and brain tumor incidence in nineteen U.S. States.

Maternal cell phone and cordless phone use during pregnancy and behaviour problems in 5-year-old children.

The effect of cell phone use on postural balance and mobility in older compared to young adults.

Cell phones change the way we walk.

Effects of cell phone use on semen parameters: Results from the MARHCS cohort study in Chongqing, China.

Multidrug-Resistant Bacteria Associated with Cell Phones of Healthcare Professionals in Selected Hospitals in Saudi Arabia.

Effect of cell phone exposure on physiologic and hematologic parameters of male medical students of Bijapur (Karnataka) with reference to serum lipid profile.

General health of students of medical sciences and its relation to sleep quality, cell phone overuse, social networks and internet addiction.

The role of anxiety in the perception of technological hazards - a cross-sectional study on cell phones and masts.

Effect of Cell Phone Radiations on Orofacial Structures: A Systematic Review.

The association of sleep and late-night cell phone use among adolescents.

Cell Phone Use and Child and Adolescent Reading Proficiency.

Reach for your cell phone at your own risk: The cognitive costs of media choice for breaks.

Effects of cell phone radiofrequency signal exposure on brain glucose metabolism.

A forecasting method to reduce estimation bias in self-reported cell phone data.

The incidence rate and mortality of malignant brain tumors after 10 years of intensive cell phone use in Taiwan.



Abnormal responses of electronic pocket dosimeters caused by high frequency electromagnetic fields emitted from digital cellular telephones.

[Cell phones: health risks and prevention].

Does cell phone use increase the chances of parotid gland tumor development? A systematic review and meta-analysis.

Prevalence of problematic cell phone use in an adult population in Spain as assessed by the Mobile Phone Problem Use Scale (MPPUS).

Use of mobile phone during pregnancy and the risk of spontaneous abortion.

Cell phones: the psychosocial risks.

Prenatal cell phone use and developmental milestone delays among infants.

Associations of Maternal Cell-Phone Use During Pregnancy With Pregnancy Duration and Fetal Growth in 4 Birth Cohorts.

Effect of cell phone magnetic fields on adjustable cerebrospinal fluid shunt valves.

Combined effects of varicocele and cell phones on semen and hormonal parameters.

Chatting in the face of the eyewitness: The impact of extraneous cell-phone conversation on memory for a perpetrator.

Risks to Health and Well-Being From Radio-Frequency Radiation Emitted by Cell Phones and Other Wireless Devices.

Effect of Mobile Phone Radiofrequency Electromagnetic Fields on.

Absorption of wireless radiation in the child versus adult brain and eye from cell phone conversation or virtual reality.

Is there a relationship between cell phone use and semen quality?

Cell phone-generated radio frequency electromagnetic field effects on the locomotor behaviors of the fishes *Poecilia reticulata* and *Danio rerio*.

Not So Smart: Cell Phone Use Hurts Our Patients and Profession.

Cell phone etiquette in the clinical arena: A professionalism imperative for healthcare.

Mobile Phones: Potential Sources of Nickel and Cobalt Exposure for Metal Allergic Patients.

[Risk perception of the general public of cell phone towers and cancer: trend and associated factors, 2005-2010].

Electromagnetic field and brain development.

Impacts of silver-coated antimicrobial screen covers on the cell-phone microbiome of resident physicians.

The effects of cell phone conversations on the attention and memory of bystanders.

Effects of cell-phone and text-message distractions on true and false recognition.

Vestibular schwannoma and cell-phones. Results, limits and perspectives of clinical studies.

The psychometric properties of cellular phone dependency questionnaire in students of Isfahan: A pilot study.

Multidrug-resistant bacteria isolated from cell phones in five intensive care units: Exploratory dispersion analysis.

[The health problems which can brought by 3G cell phones to our country].

Exposure limits: the underestimation of absorbed cell phone radiation, especially in children.

Do people understand IARC's 2B categorization of RF fields from cell phones?

Allergic Contact Dermatitis to a Cell Phone.

Impact of pinna compression on the RF absorption in the heads of adult and juvenile cell phone users.

Do cell phones, iPods/MP3 players, siblings and friends matter? Predictors of child body mass in a U.S. Southern Border City Middle School.

The role of cellular phone usage by parents in the increase in ASD occurrence: A hypothetical framework.

Psychophysiological patterns during cell phone text messaging: a preliminary study.

From sweeteners to cell phones-Cancer myths and beliefs among journalism undergraduates.

Can Fish and Cell Phones Teach Us about Our Health?

Cell Phone Counseling Improves Retention of Mothers With HIV Infection in Care and Infant HIV Testing in Kisumu, Kenya: A Randomized Controlled Study.

Association between problematic cellular phone use and suicide: the moderating effect of family function and depression.

Symptoms of problematic cellular phone use, functional impairment and its association with depression among adolescents in Southern Taiwan.

Adolescent in-school cellphone habits: a census of rules, survey of their effectiveness, and fertility implications.

--Leaf Cluster 7 (44)

Theme - Risks from cell phone use, especially brain tumors

Titles

Validation of self-reported cellular phone use.

Cellular phone use and brain tumor: a meta-analysis.

[Symptoms reported by mobile cellular telephone users].

Risk of pituitary tumors in cellular phone users: a case-control study.

Cellular and cordless telephone use and the association with brain tumors in different age groups.

Cellular phones, cordless phones, and the risks of glioma and meningioma (Interphone Study Group, Germany).

Use of cellular telephones and the risk for brain tumours: A case-control study.

Further aspects on cellular and cordless telephones and brain tumours.

Cellular phone use and risk of benign and malignant parotid gland tumors--a nationwide case-control study.

Cellular-telephone use and brain tumors.

[In vitro and in vivo study of electromagnetic compatibility of cellular phones and pacemakers].

Cellular and cordless telephones and the risk for brain tumours.

Cellular phones and their hazards: the current evidence.

Use of cellular telephones and brain tumour risk in urban and rural areas.

Case-control study on the use of cellular and cordless phones and the risk for malignant brain tumours.

Characteristics of excessive cellular phone use in Korean adolescents.

Use of cellular or cordless telephones and the risk for non-Hodgkin's lymphoma.

Cellular telephone use and risk of intratemporal facial nerve tumor.

[Study of the influence of cellular phones and personal computers on schoolchildren's health: hygienic aspects].

Cellular telephone use and time trends for brain, head and neck tumours.

[Experimental data on radiofrequency].

Assessment of radiofrequency exposure from cellular telephone daily use in an epidemiological study: German Validation study of the international case-control study of cancers of the brain--INTERPHONE-Study.

Use of cellular and cordless telephones and risk of testicular cancer.

[Cellular phones and public health].

Estimation of relative exposure levels for cellular phone users using a neural network.

Cellular phone and cellular phone accessory dermatitis due to nickel allergy: report of five cases.

[Health risks of mobile phones].

Brain cancer incidence trends in relation to cellular telephone use in the United States.

Cellular phones and risk of brain tumors.

Correlation between cellular phone use and epithelial parotid gland malignancies.

[On the evaluation of the influence of cellular phones on their users].

Mobile Phone Use and the Risk of Parotid Gland Tumors: A Retrospective Case-Control Study.

Behavioral support to parents through a cellular-phone website that provides the degree of urgency for medical attention of a child.

Risk perception and public concerns of electromagnetic waves from cellular phones in Korea.

Frequent cellular phone use modifies hypothalamic-pituitary-adrenal axis response to a cellular phone call after mental stress in healthy children and adolescents: A pilot study.

The relationship between adolescents' well-being and their wireless phone use: a cross-sectional study.

New Zealand adolescents' cellphone and cordless phone user-habits: are they at increased risk of brain tumours already? A cross-sectional study.

Prevalence of headache among handheld cellular telephone users in Singapore: a community study.

[The electromagnetic fields of cellular phones and the health of children and of teenagers (the situation requiring to take an urgent measure)].

Patterns of cellular phone use among young people in 12 countries: Implications for RF exposure.

Use of wireless telephones and serum S100B levels: a descriptive cross-sectional study among healthy Swedish adults aged 18-65 years.

Risks for central nervous system diseases among mobile phone subscribers: a Danish retrospective cohort study.

The effect of feedback on attitudes toward cellular phone use while driving: a comparison between novice and experienced drivers.

Radio frequency electromagnetic fields: cancer, mutagenesis, and genotoxicity.

--Leaf Cluster 8 (106)

Theme - Risk of brain tumors/acoustic neuromas from mobile phone use

## Titles

Mobile phone use and risk of glioma in 5 North European countries.

Mobile phone use and brain tumours in the CERENAT case-control study.

Use of mobile phones in Norway and risk of intracranial tumours.

Long-term mobile phone use and brain tumor risk.

Long-term use of cellular phones and brain tumours: increased risk associated with use for > or =10 years.

Mobile phone use and risk of glioma in adults: case-control study.

A case-case study of mobile phone use and acoustic neuroma risk in Japan.

Risk of brain tumours in relation to estimated RF dose from mobile phones: results from five Interphone countries.

Mobile phone use and risk of acoustic neuroma: results of the Interphone case-control study in five North European countries.

Mobile phones, cordless phones and the risk for brain tumours.

Mobile phone use and the risk of acoustic neuroma.

Case-control study of the association between malignant brain tumours diagnosed between 2007 and 2009 and mobile and cordless phone use.

Mobile phone use and glioma risk: A systematic review and meta-analysis.

Mobile phone use and risk of brain neoplasms and other cancers: prospective study.

Pooled analysis of case-control studies on acoustic neuroma diagnosed 1997-2003 and 2007-2009 and use of mobile and cordless phones.

Long-term mobile phone use and acoustic neuroma risk.

Mobile phone use and risk of brain tumours: a systematic review of association between study quality, source of funding, and research outcomes.

Mobile phone use and incidence of brain tumour histological types, grading or anatomical location: a population-based ecological study.

Pooled analysis of case-control studies on malignant brain tumours and the use of mobile and cordless phones including living and deceased subjects.

Mobile phone use and acoustic neuroma risk in Japan.

Mobile phone use, exposure to radiofrequency electromagnetic field, and brain tumour: a case-control study.

Meta-analysis of long-term mobile phone use and the association with brain tumours.

The anatomical distribution of cerebral gliomas in mobile phone users.

Meningioma patients diagnosed 2007-2009 and the association with use of mobile and cordless phones: a case-control study.

Epidemiologic evidence on mobile phones and tumor risk: a review.

Acoustic neuroma risk in relation to mobile telephone use: results of the INTERPHONE international case-control study.

The Intracranial Distribution of Gliomas in Relation to Exposure From Mobile Phones: Analyses From the INTERPHONE Study.

Childhood brain tumour risk and its association with wireless phones: a commentary.

Mobile phone use and risk for intracranial tumors.

Meningioma and mobile phone use--a collaborative case-control study in five North European countries.

Mobile phone use and glioma risk: comparison of epidemiological study results with incidence trends in the United States.

The controversy about a possible relationship between mobile phone use and cancer.

Mobile phones and brain tumours: a review of epidemiological research.

Meta-analysis of association between mobile phone use and glioma risk.

Mobile phones and head tumours. The discrepancies in cause-effect relationships in the epidemiological studies - how do they arise?

Mobile phone use and brain tumors in children and adolescents: a multicenter case-control study.

Mobile phone use and risk of intracranial tumors: a consistency analysis.

Pituitary tumor risk in relation to mobile phone use: A case-control study.

[Long-term use of mobile phone and its association with glioma: a systematic review and meta-analysis].

Mobile phones, brain tumors, and the interphone study: where are we now?

[Motivation and significance of IARC classification for mobile phone].

Mobile telephones and cancer--a review of epidemiological evidence.

The INTERPHONE study: design, epidemiological methods, and description of the study population.

Evaluation of Mobile Phone and Cordless Phone Use and Glioma Risk Using the Bradford Hill Viewpoints from 1965 on Association or Causation.

Pooled analysis of Swedish case-control studies during 1997-2003 and 2007-2009 on meningioma risk associated with the use of mobile and cordless phones.

Meta-analysis of mobile phone use and intracranial tumors.

[Association between radiation from mobile phones and tumour risk in adults].

Probabilistic Multiple-Bias Modeling Applied to the Canadian Data From the Interphone Study of Mobile Phone Use and Risk of Glioma, Meningioma, Acoustic Neuroma, and Parotid Gland Tumors.

Childhood brain tumours and use of mobile phones: comparison of a case-control study with incidence data.

Medical exposure to ionising radiation and the risk of brain tumours: Interphone study group, Germany.

Recall bias in the assessment of exposure to mobile phones.

Lost in laterality: interpreting "preferred side of the head during mobile phone use and risk of brain tumour" associations.

Wireless Phone Use and Risk of Adult Glioma: Evidence from a Meta-Analysis.

Using the Hill viewpoints from 1965 for evaluating strengths of evidence of the risk for brain tumors associated with use of mobile and cordless phones.

Mobile phone use and risk for intracranial tumors and salivary gland tumors - A meta-analysis.

Use of mobile phones and risk of brain tumours: update of Danish cohort study.

Mobile phone use and risk of tumors: a meta-analysis.

[Mobile phones and head tumours: it is time to read and highlight data in a proper way].

Cellular telephones and risk for brain tumors: a population-based, incident case-control study.

Changes in brain glioma incidence and laterality correlates with use of mobile phones--a nationwide population based study in Israel.

Survival of glioma patients in relation to mobile phone use in Denmark, Finland and Sweden.

Mobile phone use and the risk for malignant brain tumors: a case-control study on deceased cases and controls.

A case-control study of risk of leukaemia in relation to mobile phone use.

Validation of self-reported start year of mobile phone use in a Swedish case-control study on radiofrequency fields and acoustic neuroma risk.

Environmental risk factors for sporadic acoustic neuroma (Interphone Study Group, Germany).

Use of mobile and cordless phones and survival of patients with glioma.

Impact of random and systematic recall errors and selection bias in case--control studies on mobile phone use and brain tumors in adolescents (CEFALO study).

Electromagnetic fields and brain tumours: a commentary.

[Radio and microwave frequency radiation and health--an analysis of the literature].

Long-term and frequent cellular phone use and risk of acoustic neuroma.

Validation of short term recall of mobile phone use for the Interphone study.

Systematic review of wireless phone use and brain cancer and other head tumors.

Mobile phone use and incidence of glioma in the Nordic countries 1979-2008: consistency check.

Selection bias due to differential participation in a case-control study of mobile phone use and brain tumors.

Decreased survival of glioma patients with astrocytoma grade IV (glioblastoma multiforme) associated with long-term use of mobile and cordless phones.

Quantifying the impact of selection bias caused by nonparticipation in a case-control study of mobile phone use.

Analyses of temporal and spatial patterns of glioblastoma multiforme and other brain cancer subtypes in relation to mobile phones using synthetic counterfactuals.

Estimating associations of mobile phone use and brain tumours taking into account laterality: a comparison and theoretical evaluation of applied methods.

Mobile phone use and risk of parotid gland tumor.

Epidemiology of brain tumors.

Review of four publications on the Danish cohort study on mobile phone subscribers and risk of brain tumors.

Evaluation of carcinogenic effects of electromagnetic fields (EMF).

Use of wireless phones and the risk of salivary gland tumours: a case-control study.

Epidemiology and etiology of gliomas.

Epidemiology of Intracranial Gliomas.

The effects of recall errors and of selection bias in epidemiologic studies of mobile phone use and cancer risk.



Time trend in incidence of malignant neoplasms of the central nervous system in relation to mobile phone use among young people in Japan.

A three-dimensional point process model for the spatial distribution of disease occurrence in relation to an exposure source.

[Risk of major lymphoma subtypes and use of mobile phones].

Simulation of the incidence of malignant brain tumors in birth cohorts that started using mobile phones when they first became popular in Japan.

Risks of carcinogenesis from electromagnetic radiation of mobile telephony devices.

Current state of our knowledge on brain tumor epidemiology.

Mobile phones, cordless phones and rates of brain tumors in different age groups in the Swedish National Inpatient Register and the Swedish Cancer Register during 1998-2015.

Has the incidence of brain cancer risen in Australia since the introduction of mobile phones 29 years ago?

Inferring the 1985-2014 impact of mobile phone use on selected brain cancer subtypes using Bayesian structural time series and synthetic controls.

Location of gliomas in relation to mobile telephone use: a case-case and case-specular analysis.

Mobile phone use and risk of uveal melanoma: results of the risk factors for uveal melanoma case-control study.

[The probability of developing brain tumours among users of cellular telephones (scientific information to the decision of the International Agency for Research on Cancer (IARC) announced on May 31, 2011)].

[Risk of neoplastic diseases in conditions of exposure to radio- and microwave fields--epidemiologic investigations].

Effects of alternative styles of risk information on EMF risk perception.

Medical students' risk perceptions on decreased attention, physical and social risks in using mobile phones and the factors related with their risk perceptions.

The possible role of radiofrequency radiation in the development of uveal melanoma.

Mobile phones and multiple sclerosis--a nationwide cohort study in Denmark.

Mobile phone use and the risk of skin cancer: a nationwide cohort study in Denmark.

Use of wireless phones and serum beta-trace protein in randomly recruited persons aged 18-65 years: a cross-sectional study.

Exposure to wireless phone emissions and serum beta-trace protein.

**Fourth Level Cluster 89 (869)****Theme - Human health risks from electromagnetic radiation, including adverse effects on implanted electronic devices, and possible protections**

--Leaf Cluster 0 (63)

Theme - Electromagnetic interference with cardiac pacemakers

Titles

The effects of mobile phones on pacemaker function.

[The effect of cell phones on pacemaker function].

Electromagnetic interference with implantable cardiac pacemakers by video capsule.

Influence of digital and analogue cellular telephones on implanted pacemakers.

[Pacemaker dysfunction during use of a mobile telephone].

Life after pacemaker implantation: management of common problems and environmental interactions.

[Cardiac pacemakers designed for magnetic resonance environment].

Interference with cardiac pacemakers by cellular telephones.

Pacemakers and magnetic resonance imaging: Current status and survey in Switzerland.

Influence of D-net (European GSM-Standard) cellular phones on pacemaker function in 50 patients with permanent pacemakers.

[Pacemaker dysfunction in the clinical practice].

Interference in pacemakers.

Interactions between pacemakers and security systems.

Electromagnetic interference with pacemakers caused by portable media players.

Electromagnetic compatibility of electronic implants--review of the literature.

Do European GSM mobile cellular phones pose a potential risk to pacemaker patients?

Electromagnetic interference in pacemakers in single-engine fixed-wing aircraft: a European perspective.

Pacemaker inhibition and asystole in a pacemaker dependent patient.

[Cardiac pacemaker dysfunction secondary to outside interference: a review].

Pacemakers: some of the risks and complications you are not warned about.

Is there a risk for interaction between mobile phones and single lead VDD pacemakers?

SAR evaluations of mobile phone close to a pacemaker implanted in human body.

[Is there any risk interaction between electromagnetic field generated by mobile phones and artificial pacemakers].

Electromagnetic interference with cardiac pacemakers and implantable cardioverter-defibrillators from low-frequency electromagnetic fields in vivo.

Induction ovens and electromagnetic interference: what is the risk for patients with implanted pacemakers?

Magnetic resonance imaging for patients with permanent pacemakers: initial clinical experience.

Magnetic interference of cardiac pacemakers from a surgical magnetic drape.

Electromagnetic compatibility study of the in-vitro interaction of wireless phones with cardiac pacemakers.

Do media players cause interference with pacemakers?

Electromagnetic interference of pacemakers by mobile phones.

Interference by cellular phones with permanent implanted pacemakers: an update.

Electrocardiographic "pacemaker pseudo-spikes" and radio frequency interference.

Pacemaker interference.

Reliability of electromagnetic filters of cardiac pacemakers tested by cellular telephone ringing.

Pacemaker interference by 60-Hz contact currents.

The effect of 50 Hz external electrical interference on implanted cardiac pacemakers.

Concerns about sources of electromagnetic interference in patients with pacemakers.

Selective interference with pacemaker activity by electrical dental devices.

Hospital pager systems may cause interference with pacemaker telemetry.

[Environment and permanent cardiac pacing].

Interference with cardiac pacing.

Electromagnetic interference of analog cellular telephones with pacemakers.

The effect of power frequency high intensity electric fields on implanted cardiac pacemakers.

The effect of radar on cardiac pacemakers.

Pacing in high field cardiac magnetic resonance imaging:.

Do induction cooktops interfere with cardiac pacemakers?

[Interference between cardiac pacemaker and electromagnetic anti-theft devices in stores].

[Effect of external electrical interference on pacemakers].

Effects of an increased air gap on the in vitro interaction of wireless phones with cardiac pacemakers.

Radiofrequency Scanning for Retained Surgical Items Can Cause Electromagnetic Interference and Pacing Inhibition if an Asynchronous Pacing Mode Is Not Applied.

Interference between mobile phones and pacemakers: a look inside.

[Electromagnetic interference of electrical dental equipment with cardiac pacemakers].

Electromagnetic interference of an external temporary pacemaker during maxillofacial and neck surgery.

Effect of electronic apex locators on cardiac pacemaker function.

Mode of operation induced by rapid external chest wall stimulation in patients with normally functioning QRS-inhibited (VVI) pacemakers.

Disturbances in the function of cardiac pacemaker caused by short wave and microwave diathermies and pulsed high frequency current.

[Cardiac Pacemakers, implantable defibrillators and IRM].

The safety of digital mobile cellular telephones with minute ventilation rate adaptive pacemakers.

Electromagnetic interference of implantable unipolar cardiac pacemakers by an induction oven.

[Health Council Report 'Radiofrequency electromagnetic fields (300 Hz-300 GHz). The Health Council of the Netherlands].

Characteristics of telemetry interference with pacemakers caused by digital media players.

Influence of mobile magnetic resonance imaging on implanted pacemakers.

[Compatibility of active implants in the professional environment].

--Leaf Cluster 16 (103)

Theme - Electromagnetic interference on implanted cardiac devices

Titles

Incidence of electromagnetic interference in implantable cardioverter defibrillators.

Effects of electromagnetic interference on implanted cardiac devices and their management.

Electromagnetic interference in cardiac rhythm management devices.

Surgical management of the patient with an implanted cardiac device: implications of electromagnetic interference.

Electromagnetic interference and implanted cardiac devices: the nonmedical environment (part I).

[The influence of non-ionizing electromagnetic fields on implantable cardiac medical devices].

Electromagnetic interference and implanted cardiac devices: the medical environment (part II).

Potential interference of small neodymium magnets with cardiac pacemakers and implantable cardioverter-defibrillators.

Implanted devices and electromagnetic interference: case presentations and review.

Are patients with cardiac implants protected against electromagnetic interference in daily life and occupational environment?

Safety of the colonoscope magnetic imaging device (ScopeGuide) in patients with implantable cardiac devices.

Intermittent, erratic behaviour of an implantable cardioverter defibrillator secondary to a hidden magnetic source of interference.

Shock whilst gardening--implantable defibrillators & lawn mowers.

An update on mobile phones interference with medical devices.

Characterization of electromagnetic interference of medical devices in the hospital due to cell phones.

Mobile phone interference with medical equipment and its clinical relevance: a systematic review.

Electromagnetic interference in implantable cardioverter defibrillators: present but rare.

Electromagnetic interference with implantable cardioverter-defibrillators at power frequency: an in vivo study.

Cellular phone interference with external cardiopulmonary monitoring devices.

Do airport metal detectors interfere with implantable pacemakers or cardioverter-defibrillators?

Electromagnetic interference of dental equipment with implantable cardioverter defibrillators.

Treatment of patients with cardiac pacemakers and implantable cardioverter-defibrillators during radiotherapy.

AANA Journal Course: update for nurse anesthetists. Arrhythmia management devices and electromagnetic interference.

In-vivo testing of digital cellular telephones in patients with implantable cardioverter-defibrillators.

[Magnets, pacemaker and defibrillator: fatal attraction?].

Induction ovens and electromagnetic interference: what is the risk for patients with implantable cardioverter defibrillators?

Electromagnetic Interference (EMI) and arrhythmic events in ICD patients undergoing gastrointestinal procedures.

Radiofrequency interference with medical devices. A technical information statement.

How do mobile phones affect electromedical devices?

Cell phones and electromagnetic interference revisited.

Patient safety and electromagnetic protection: a review.

[Return to work of a pacemaker bearing worker: the relationship between health problems and electromagnetic interferences].

Report of the American Medical Association (AMA) Council on Scientific Affairs and AMA recommendations to medical professional staff on the use of wireless radio-frequency equipment in hospitals.

Implantable cardioverter defibrillators and cellular telephones: is there any interference?

Wireless technologies and patient safety in hospitals.

[Magnetic resonance imaging in patients with pacemakers and implantable cardioverter-defibrillators: a systematic review].

[Medical implantable devices and electromagnetic compatibility].

Electromagnetic interference in critical care.

In vitro tests reveal sample radiofrequency identification readers inducing clinically significant electromagnetic interference to implantable pacemakers and implantable cardioverter-defibrillators.

[Do mobile telephones have adverse effects on the functions of implantable cardioverter defibrillators?].

A follow-up study of electromagnetic interference of cellular phones on electronic medical equipment in the emergency department.

Electromagnetic interference can cause hospital devices to malfunction, McGill group warns.

Electromagnetic interference from radio frequency identification inducing potentially hazardous incidents in critical care medical equipment.

Electromagnetic interference of endodontic equipments with cardiovascular implantable electronic device.

Is magnetic resonance safe in implanted cardiac devices patients?

Safety Considerations in Magnetic Resonance Imaging of Patients With Implanted Medical Devices.

Cardiac devices and electromagnetic interference revisited: new radiofrequency technologies and implications for dermatologic surgery.

State of the science: pacemaker and defibrillator interference from wireless communication devices.

Measurements of electromagnetic fields radiated from communication equipment and of environmental electromagnetic noise: impact on the use of communication equipment within the hospital.

Dosimetry of electromagnetic field exposure of an active armlet and its electromagnetic interference to the cardiac pacemakers using adult, child and infant models.

Implanted medical devices in workers exposed to radio-frequency radiation.

[Radiotherapy in patients with a pacemaker or an implantable cardioverter defibrillator].

Electromagnetic interference of communication devices on ECG machines.

Interference by new-generation mobile phones on critical care medical equipment.

[Use of mobile phones in hospitals do not jeopardise the safety of the patients].

Electromagnetic interference between external defibrillator and cardiac resynchronization therapy-pacemaker (CRT-P) devices.

Interference of electrical dental equipment with implantable cardioverter-defibrillators.

Electromagnetic interference of cardiac rhythmic monitoring devices to radio frequency identification: analytical analysis and mitigation methodology.

A practical procedure to prevent electromagnetic interference with electronic medical equipment.

Clinically significant magnetic interference of implanted cardiac devices by portable headphones.

Electromagnetic interference from GSM and TETRA phones with life-support medical devices.

Electromagnetic interference to infusion pumps. Update 2008 from GSM mobile phones.

Electronic article surveillance systems and interactions with implantable cardiac devices: risk of adverse interactions in public and commercial spaces.

Electromagnetic immunity of infusion pumps to GSM mobile phones: a systematic review.

Avoidance behaviors in patients with implantable cardioverter defibrillators.

Electromagnetic interference of implantable cardiac devices from a shoulder massage machine.

Deaths associated with implantable cardioverter defibrillator failure and deactivation reported in the United States Food and Drug Administration Manufacturer and User Facility Device Experience Database.

Cochlear implants: in vitro investigation of electromagnetic interference at MR imaging--compatibility and safety aspects.

Electromagnetic interference with electronic medical equipment induced by automatic conveyance systems.

Possible electromagnetic interference with electronic medical equipment by radio waves coming from outside the hospital.

Interactions between electronic article surveillance systems and implantable cardioverter-defibrillators.

Risk of cellular phone interference with an implantable loop recorder.

Interference of electrocardiographic recordings by a mobile telephone.

Electromagnetic interference with infusion pumps from GSM mobile phones.

An implanted spherical head model exposed to electromagnetic fields at a mobile communication frequency.

Biomedical concerns in wireless communications.

In vitro study of the electromagnetic interaction between wireless phones and an implantable neural stimulator.

Safety aspects of radiofrequency power deposition in magnetic resonance.

Electromagnetic interference of bone-anchored hearing aids by cellular phones revisited.

Fatal collision? Are wireless headsets a risk in treating patients?

Ventricular fibrillation induced by radiofrequency energy delivery for premature ventricular contractions arising from the right ventricular outflow tract: is implantable cardioverter defibrillator indicated?

Interaction of radio frequency electromagnetic fields and passive metallic implants--a brief review.

Use of mobile phones in ICU--why not ban?

Clinical testing of cellular phone ringing interference with automated external defibrillators.

Electromagnetic immunity of implantable pacemakers exposed to wi-fi devices.



Effect of digital cellular phones on tachyarrhythmia analysis of automated external defibrillators.

Interference with the operation of medical devices resulting from the use of radio frequency identification technology.

The impact of dental devices on neurostimulators.

Detection of refrigerator-associated 60 Hz alternating current as ventricular fibrillation by an implantable defibrillator.

Solutions to electromagnetic interference problems between cochlear implants and GSM phones.

[Electromagnetic fields of mobile telephone systems--thresholds, effects and risks for cochlear implant patients and healthy people].

[Interference testing in certification of medical equipment].

Assessment of the exposure to WLAN frequencies of a head model with a cochlear implant.

Mobile phones to improve the practice of neurology.

Is electromagnetic interference still a risk?

Cellular phone interference with the operation of mechanical ventilators.

[Electromagnetic fields in hospitals: wireless-LAN as a risk factor?].

[Influence of electromagnetic waves on portable electronic instruments in medicine].

Electromagnetic energy radiated from mobile phone alters electrocardiographic records of patients with ischemic heart disease.

Nullification of electromagnetic radiation: 50 Hz artifact during electroencephalogram recording.

Development of a silicon retinal implant: cortical evoked potentials following focal stimulation of the rabbit retina with light and electricity.

[Influence of the radiofrequency current on the left ventricular systolic function].

Smart phone: a popular device supports amylase activity assay in fisheries research.

--Leaf Cluster 5 (120)

Theme - Health risks from mobile phone base stations

Titles

Epidemiological evidence for a health risk from mobile phone base stations.

Mobile phone base stations and adverse health effects: phase 1 of a population-based, cross-sectional study in Germany.

Perception of mobile phone and base station risks.

Effect of mobile phone station on micronucleus frequency and chromosomal aberrations in human blood cells.

Public exposure to radio waves near GSM microcell and picocell base stations.

Mobile phone base stations and well-being--A meta-analysis.

Mobile phone base stations and adverse health effects: phase 2 of a cross-sectional study with measured radio frequency electromagnetic fields.

Assessment of exposure to mobile telecommunication electromagnetic fields.

Assessment of radiofrequency/microwave radiation emitted by the antennas of rooftop-mounted mobile phone base stations.

Electromagnetic field pattern in the environment of GSM base stations.

[Electromagnetic field of the mobile phone base station: case study].

Determination of exposure due to mobile phone base stations in an epidemiological study.

Variographic analysis of public exposure to electromagnetic radiation due to cellular base stations.

[Subjective symptoms reported by people living in the vicinity of cellular phone base stations: review].

Neurobehavioral effects among inhabitants around mobile phone base stations.

[Assessment of electromagnetic fields intensity emitted by cellular phone base stations in surrounding flats--a preliminary study].

Effects of short-term W-CDMA mobile phone base station exposure on women with or without mobile phone related symptoms.

Statistical analysis of electromagnetic radiation measurements in the vicinity of indoor microcell GSM/UMTS base stations in Serbia.

Estimates of Environmental Exposure to Radiofrequency Electromagnetic Fields and Risk of Lymphoma Subtypes.

[Level of microwave radiation from mobile phone base stations built in residential districts].

Do mobile phone base stations affect sleep of residents? Results from an experimental double-blind sham-controlled field study.

Effect of electromagnetic radiations from mobile phone base stations on general health and salivary function.

Use of portable exposure meters for comparing mobile phone base station radiation in different types of areas in the cities of Basel and Amsterdam.

[Investigation on the health of people living near mobile telephone relay stations: I/Incidence according to distance and sex].

Statistical analysis of electromagnetic radiation measurements in the vicinity of GSM/UMTS base station antenna masts.

Impact of radiofrequency radiation on DNA damage and antioxidants in peripheral blood lymphocytes of humans residing in the vicinity of mobile phone base stations.

Analysis of the effect of mobile phone base station antenna loading on localized SAR and its consequences for measurements.

Public safety assessment of electromagnetic radiation exposure from mobile base stations.

Survey of RF exposure levels from mobile telephone base stations in Australia.

Subjective complaints of people living near mobile phone base stations in Poland.

Time averaged transmitter power and exposure to electromagnetic fields from mobile phone base stations.

[Symptoms experienced by people in vicinity of base stations: II/ Incidences of age, duration of exposure, location of subjects in relation to the antennas and other electromagnetic factors].

[Danger of cellular telephones and their relay stations].

Mobile phone base stations and early childhood cancers: case-control study.

Exposure to non-ionizing electromagnetic radiation from mobile telephony and the association with psychiatric symptoms.

Feasibility of future epidemiological studies on possible health effects of mobile phone base stations.

Electromagnetic fields from mobile phone base station - variability analysis.

Assessment of RF radiation levels in the vicinity of 60 GSM mobile phone base stations in Iran.

Biological responses of mobile phone frequency exposure.

Radio frequency electromagnetic field compliance assessment of multi-band and MIMO equipped radio base stations.

A possible effect of electromagnetic radiation from mobile phone base stations on the number of breeding house sparrows (*Passer domesticus*).

Statistical analysis of electromagnetic radiation measurements in the vicinity of GSM/UMTS base station installed on buildings in Serbia.

A cross-sectional case control study on genetic damage in individuals residing in the vicinity of a mobile phone base station.

Does short-term exposure to mobile phone base station signals increase symptoms in individuals who report sensitivity to electromagnetic fields? A double-blind randomized provocation study.

Modeled and Perceived Exposure to Radiofrequency Electromagnetic Fields From Mobile-Phone Base Stations and the Development of Symptoms Over Time in a General Population Cohort.

Determination of safety distance limits for a human near a cellular base station antenna, adopting the IEEE standard or ICNIRP guidelines.

Subjective symptoms, sleeping problems, and cognitive performance in subjects living near mobile phone base stations.

Occupational exposure to base stations-compliance with EU directive 2004/40/EC.

Measurement and analysis of radiofrequency radiations from some mobile phone base stations in Ghana.

UMTS base station-like exposure, well-being, and cognitive performance.

Outdoor and indoor sources of residential radiofrequency electromagnetic fields, personal cell phone and cordless phone use, and cognitive function in 5-6 years old children.

[Increased occurrence of nuclear cataract in the calf after erection of a mobile phone base station].

Impact of a small cell on the RF-EMF exposure in a train.

A large-scale measurement, analysis and modelling of electromagnetic radiation levels in the vicinity of GSM/UMTS base stations in an urban area.

Determinants of exposure to electromagnetic fields from mobile phones.

Improving the efficiency of measurement procedures for assessing human exposure in the vicinity of mobile phone (GSM/DCS/UMTS) base stations.

Population exposure to electromagnetic fields generated by radio base stations: evaluation of the urban background by using provisional model and instrumental measurements.

On the safety assessment of human exposure in the proximity of cellular communications base-station antennas at 900, 1800 and 2170 MHz.

What input data are needed to accurately model electromagnetic fields from mobile phone base stations?

Methods of evaluating human exposure to electromagnetic fields radiated from operating base stations in Korea.

Non-specific physical symptoms in relation to actual and perceived proximity to mobile phone base stations and powerlines.

[Mobile communication: radiobiology problems and evaluation of danger].

Temporal and spatial variability of personal exposure to radio frequency electromagnetic fields.

The precautionary principle in the context of mobile phone and base station radiofrequency exposures.

Adolescents' risk perceptions on mobile phones and their base stations, their trust to authorities and incivility in using mobile phones: a cross-sectional survey on 2240 high school students in Izmir, Turkey.

Systematic review on the health effects of exposure to radiofrequency electromagnetic fields from mobile phone base stations.

Radiofrequency electromagnetic fields emitted from base stations of DECT cordless phones and the risk of glioma and meningioma (Interphone Study Group, Germany).

Mobile telecommunications and health: report of an investigation into an alleged cancer cluster in Sandwell, West Midlands.

Study of variations of radiofrequency power density from mobile phone base stations with distance.

Health risks from the use of mobile phones.

Mobile phones, mobile phone base stations and cancer: a review.

Animal carcinogenicity studies on radiofrequency fields related to mobile phones and base stations.

Association of Exposure to Radio-Frequency Electromagnetic Field Radiation (RF-EMFR) Generated by Mobile Phone Base Stations with Glycated Hemoglobin (HbA1c) and Risk of Type 2 Diabetes Mellitus.

Assessment of the temporal trend of the exposure of people to electromagnetic fields produced by base stations for mobile telephones.

Risk and benefit perceptions of mobile phone and base station technology in Bangladesh.

Clinically defined non-specific symptoms in the vicinity of mobile phone base stations: A retrospective before-after study.

Specific absorption rate and electric field measurements in the near field of six mobile phone base station antennas.

Output power levels from mobile phones in different geographical areas; implications for exposure assessment.

Influence of mobile phone traffic on base station exposure of the general public.

Residential exposure to RF-EMF from mobile phone base stations: Model predictions versus personal and home measurements.

Physics and biology of mobile telephony.

Longitudinal associations between risk appraisal of base stations for mobile phones, radio or television and non-specific symptoms.

Exposure assessment of mobile phone base station radiation in an outdoor environment using sequential surrogate modeling.

Exposure of farm workers to electromagnetic radiation from cellular network radio base stations situated on rural agricultural land.

Mobile phones. precautionary options.

Aggregated data from two double-blind base station provocation studies comparing individuals with idiopathic environmental intolerance with attribution to electromagnetic fields and controls.

GSM base stations: short-term effects on well-being.

Sensitivity to electricity--temporal changes in Austria.

How does long term exposure to base stations and mobile phones affect human hormone profiles?

Effects of exposure to GSM mobile phone base station signals on salivary cortisol, alpha-amylase, and immunoglobulin A.

Determinants and stability over time of perception of health risks related to mobile phone base stations.

[Cellular radio systems. Problems faced in assessing exposure to electromagnetic fields].

Effect of radiofrequency radiation on reproductive health.

Exposure assessment in front of a multi-band base station antenna.

Protect children from EMF.

Symptoms of ill health ascribed to electromagnetic field exposure--a questionnaire survey.

Spatial electromagnetic field intensity modelling of global system for mobile communication base stations in the Istanbul Technical University Ayazaga campus area.

[Protection against electromagnetic fields emitted by mobile phone facilities in Poland and the European Union countries].

Prevalence of nuclear cataract in Swiss veal calves and its possible association with mobile telephone antenna base stations.

[GSM fields and health: an updated literature review].

Knowledge and perceptions of the health effects of environmental hazards in the general population in Italy.

Dynamics of the public concern and risk communication program implementation.

Microwaves in the cold war: the Moscow embassy study and its interpretation. Review of a retrospective cohort study.

Health effects of living near mobile phone base transceiver station (BTS) antennae: a report from Isfahan, Iran.

Replication of heart rate variability provocation study with 2.4-GHz cordless phone confirms original findings.

[Reports on the impact of objects emitting electromagnetic fields on the environment: issues concerning their better understanding by non-specialists in telecommunication].

Cognitive and physiological responses in humans exposed to a TETRA base station signal in relation to perceived electromagnetic hypersensitivity.

Mortality by neoplasia and cellular telephone base stations in the Belo Horizonte municipality, Minas Gerais state, Brazil.

Are wireless phones safe? A review of the issue.

A novel method to assess human population exposure induced by a wireless cellular network.

[Metrology of pulse modulated electromagnetic fields with diode-type meters].

Radiofrequency radiation injures trees around mobile phone base stations.

Comparison of temporal realistic telecommunication base station exposure with worst-case estimation in two countries.

[Cellular telephones and their relay stations: a health risk?].

[Evaluation of the levels of radiofrequency electromagnetic fields in the territory of the city of Bari in outside and inside environments].

A geographical model of radio-frequency power density around mobile phone masts.

[Ecological aspects of electromagnetic radiation emitted by mobile stations of communication means].

Assessment of nuclear abnormalities in exfoliated cells from the oral epithelium of mobile phone users.

Occupational exposure to radiofrequency fields in antenna towers.

Joint minimization of uplink and downlink whole-body exposure dose in indoor wireless networks.

--Leaf Cluster 19 (84)

Theme - Electromagnetic hypersensitivity

Titles

Does electromagnetic hypersensitivity originate from placebo responses? Indications from a qualitative study.

Symptoms, personality traits, and stress in people with mobile phone-related symptoms and electromagnetic hypersensitivity.

Electromagnetic field induced biological effects in humans.

Development and evaluation of the electromagnetic hypersensitivity questionnaire.

Hypothesis on how to measure electromagnetic hypersensitivity.

[Subjective non-specific symptoms related with electromagnetic fields: description of 2 cases].

Characteristics of perceived electromagnetic hypersensitivity in the general population.

Electromagnetic hypersensitivity--an increasing challenge to the medical profession.

Idiopathic environmental intolerance attributed to electromagnetic fields (formerly 'electromagnetic hypersensitivity'): An updated systematic review of provocation studies.

Cognitive and neurobiological alterations in electromagnetic hypersensitive patients: results of a case-control study.

Becoming electro-hypersensitive: A replication study.

Hypersensitivity to RF fields emitted from CDMA cellular phones: a provocation study.

Electromagnetic hypersensitivity: fact or fiction?

IEI-EMF provocation case studies: A novel approach to testing sensitive individuals.

A systematic review of treatments for electromagnetic hypersensitivity.

[Hypersensitivity syndrome].

Electromagnetic hypersensitivity: a systematic review of provocation studies.

Symptom attribution and risk perception in individuals with idiopathic environmental intolerance to electromagnetic fields and in the general population.

Polluted places or polluted minds? An experimental sham-exposure study on background psychological factors of symptom formation in 'Idiopathic Environmental Intolerance attributed to electromagnetic fields'.

Is There a Connection Between Electrosensitivity and Electrosensibility? A Replication Study.



Idiopathic environmental intolerance attributed to electromagnetic fields (IEI-EMF): a systematic review of identifying criteria.

Electromagnetic hypersensitivity (EHS) in occupational and primary health care: A nation-wide survey among general practitioners, occupational physicians and hygienists in the Netherlands.

"Hypersensitivity to Electricity" in the Office; Symptoms and Improvement.

Do people with idiopathic environmental intolerance attributed to electromagnetic fields display physiological effects when exposed to electromagnetic fields? A systematic review of provocation studies.

Hypersensitivity to electricity: working definition and additional characterization of the syndrome.

Are media warnings about the adverse health effects of modern life self-fulfilling? An experimental study on idiopathic environmental intolerance attributed to electromagnetic fields (IEI-EMF).

Medical and social prognosis for patients with perceived hypersensitivity to electricity and skin symptoms related to the use of visual display terminals.

Blood laboratory findings in patients suffering from self-perceived electromagnetic hypersensitivity (EHS).

Representative survey on idiopathic environmental intolerance attributed to electromagnetic fields in Taiwan and comparison with the international literature.

Can explicit suggestions about the harmfulness of EMF exposure exacerbate a nocebo response in healthy controls?

Idiopathic environmental intolerance attributed to electromagnetic fields: a content analysis of British newspaper reports.

A cognitive-behavioral treatment of patients suffering from "electric hypersensitivity". Subjective effects and reactions in a double-blind provocation study.

Development and evaluation of an electromagnetic hypersensitivity questionnaire for Japanese people.

Increasing levels of saliva alpha amylase in electrohypersensitive (EHS) patients.

Are media reports able to cause somatic symptoms attributed to WiFi radiation? An experimental test of the negative expectation hypothesis.

Electrical hypersensitivity in humans--fact or fiction?

Electromagnetic hypersensitivity: evidence for a novel neurological syndrome.

Effect of short exposure to radiofrequency electromagnetic fields on saliva biomarkers: a study on the electrohypersensitive individuals.

[Electromagnetic fields hypersensitivity].

Heavy metal exposure in patients suffering from electromagnetic hypersensitivity.

[Controversies around electromagnetic fields and electromagnetic hypersensitivity. The construction of "low noise" public problems].

Coping and self-image in patients with visual display terminal-related skin symptoms and perceived hypersensitivity to electricity.

Neurophysiological effects of flickering light in patients with perceived electrical hypersensitivity.

Effects of personalised exposure on self-rated electromagnetic hypersensitivity and sensibility - A double-blind randomised controlled trial.

Psychologic aspects of patients with symptoms presumed to be caused by electricity or visual display units.

Odontologic survey of referred patients with symptoms allegedly caused by electricity or visual display units.

Reliable disease biomarkers characterizing and identifying electrohypersensitivity and multiple chemical sensitivity as two etiopathogenic aspects of a unique pathological disorder.

[Idiopathic environmental intolerance: 2 disabling entities to recognize].

Neurophysiological study of patients with perceived 'electrical hypersensitivity'.

Description of persons with symptoms presumed to be caused by electricity or visual display units--oral aspects.

Provocation with stress and electricity of patients with "sensitivity to electricity".

Functional brain MRI in patients complaining of electrohypersensitivity after long term exposure to electromagnetic fields.

Association of tinnitus and electromagnetic hypersensitivity: hints for a shared pathophysiology?

The microwave syndrome or electro-hypersensitivity: historical background.

[Pseudostenocardia due to exposure to "electrosmog"].

Altered cortical excitability in subjectively electrosensitive patients: results of a pilot study.

An assessment of the autonomic nervous system in the electrohypersensitive population: a heart rate variability and skin conductance study.

Provocation of the electromagnetic distress syndrome.

Skin problems from visual display units. Provocation of skin symptoms under experimental conditions.

Cognitive behavioural therapy for patients with electric sensitivity - a multidisciplinary approach in a controlled study.

Self-reporting of symptom development from exposure to radiofrequency fields of wireless smart meters in victoria, australia: a case series.

Improvement of gastroesophageal reflux symptoms after radiofrequency energy: a randomized, sham-controlled trial.

Does "electromagnetic pollution" cause illness? An inquiry among Austrian general practitioners.

"Struggle to obtain redress": Women's experiences of living with symptoms attributed to dental restorative materials and/or electromagnetic fields.

Environmental illness: fatigue and cholinesterase activity in patients reporting hypersensitivity to electricity.

The views of primary care physicians on health risks from electromagnetic fields.

Review of extensive workups of 34 patients overexposed to radiofrequency radiation.

Providing cell phone numbers and e-mail addresses to patients: The patient's perspective, a cross sectional study.

[Effects of millimetric electromagnetic waves on regional blood flow and effectiveness of multimodal therapy of patients with pulmonary tuberculosis].

Environmental illness: evaluation of salivary flow, symptoms, diseases, medications, and psychological factors.

30-MINUTES-TUMT. Use of the visual analogue scale to investigate patients' pain perception, different cocktail options and tolerability during 30 minutes' treatment.

Non-ionizing radiation exposure causing ill-health and alopecia areata.

Low-frequency pulsed electromagnetic field therapy in fibromyalgia: a randomized, double-blind, sham-controlled clinical study.

Electrohypersensitivity: a functional impairment due to an inaccessible environment.

Accidental exposure to electromagnetic fields from the radar of a naval ship: a descriptive study.

[Mechanism of biotropic effects of regional electromagnetic fields in patients with left ventricular ischemic dysfunction].

A comparison of percutaneous radiofrequency trigeminal neurolysis and microvascular decompression of the trigeminal nerve for the treatment of tic douloureux.

Medical aspects of radiofrequency radiation overexposure.

Prospective, randomized, single-blind, sham treatment-controlled study of the safety and efficacy of an electromagnetic field device for the treatment of chronic low back pain: a pilot study.

Atrial fibrillation therapies: lest we forget surgery.

Non-resection approaches for colorectal liver metastases.

[Indices of thrombocyte conductance and permeability in microwave fields in ischemic and hemorrhagic stroke patients].

Health care utilisation and attitudes towards health care in subjects reporting environmental annoyance from electricity and chemicals.

A primer of magnetic stimulation as a tool for neuropsychology.

--Leaf Cluster 43 (202)

Theme - Health risks from low-frequency electromagnetic fields

Titles

Health risks of electromagnetic fields. Part I: Evaluation and assessment of electric and magnetic fields.

The Bernal Lecture 2004 Are low-frequency electromagnetic fields a health hazard?

Electric and magnetic fields (EMF): what do we know about the health effects?

EUROPAEM EMF Guideline 2016 for the prevention, diagnosis and treatment of EMF-related health problems and illnesses.

[Non-thermal bioeffects of static and extremely low frequency electromagnetic fields].

Effects of extremely low frequency electromagnetic fields on health.

Exposure assessment for power frequency electric and magnetic fields (EMF) and its application to epidemiologic studies.

The question of health effects from exposure to electromagnetic fields.

[Influence of low frequency electromagnetic fields on the nervous system].

Biological responses to electromagnetic fields.

Teratogen update: electromagnetic fields.

Intrauterine effects of electromagnetic fields--(low frequency, mid-frequency RF, and microwave): review of epidemiologic studies.

The effects of electromagnetic fields from power lines on avian reproductive biology and physiology: a review.

The effects of extremely low-frequency magnetic fields on melatonin and cortisol, two marker rhythms of the circadian system.

The sensitivity of children to electromagnetic fields.

Electromagnetic fields and cancer: the cost of doing nothing.

Biological effects from electromagnetic field exposure and public exposure standards.

[Low frequency electromagnetic fields in the working environment--exposure and health effects. Elevated risk of cancer, reproductive hazards or other unwanted health effects?].

Designing EMF experiments: what is required to characterize "exposure"?

Electromagnetic fields and public health.

[Current state of knowledge on health and electromagnetic fields].

Health risks associated with residential exposure to extremely low frequency electromagnetic radiation.

Electromagnetic fields and health outcomes.

[Biological mechanisms and health effects of emf in view of requirements of reports on the impact of various installations on the environment].

[Exposure to low-frequency electromagnetic fields and pregnancy outcome: a review of the literature with particular attention to exposure to video terminals].

Fielding a current idea: exploring the public health impact of electromagnetic radiation.

A literature review: the cardiovascular effects of exposure to extremely low frequency electromagnetic fields.

Exposure to low-frequency electromagnetic fields--a health hazard?

Human disease resulting from exposure to electromagnetic fields.

Electromagnetic radiation.

Future needs of occupational epidemiology of extremely low frequency electric and magnetic fields: review and recommendations.

Comparative health risk assessment of electromagnetic fields.

[Effects of electromagnetic fields on health].

WHO health risk assessment process for static fields.

A review of cancer induction by extremely low frequency electromagnetic fields. Is there a plausible mechanism?

Reproductive and teratologic effects of electromagnetic fields.

Developing policy in the face of scientific uncertainty: interpreting 0.3 microT or 0.4 microT cutpoints from EMF epidemiologic studies.

[Electromagnetic fields--effects on health].

Biologic effects and health consequences of low and high (radio) frequency electromagnetic fields.

[Electromagnetic pollution (electrosmog)--potential hazards of our electromagnetic future].

Risk governance for mobile phones, power lines, and other EMF technologies.

[Bioeffects of electromagnetic fields--safety limits of each frequency band, especially less than radio one].

Setting prudent public health policy for electromagnetic field exposures.

Effects of extremely low frequency electromagnetic field on the health of workers in automotive industry.

Electromagnetic fields: low dose exposure, current update.

Effects of extremely low frequency electromagnetic fields on distortion product otoacoustic emissions in rabbits.

Exposure to extremely-low-frequency electromagnetic fields and radiofrequency radiation: cardiovascular effects in humans.

Effects of electromagnetic field exposure on the heart: a systematic review.

Current Understanding of the Health Effects of Electromagnetic Fields.

Personal digital assistant (PDA) cell phone units produce elevated extremely-low frequency electromagnetic field emissions.

Biological effects of low frequency electromagnetic fields.

Exposure to extremely low frequency electromagnetic fields during pregnancy and the risk of spontaneous abortion: a case-control study.

[Neurotic disturbances, depression and anxiety disorders in the population living in the vicinity of overhead high-voltage transmission line 400 kV. Epidemiological pilot study].

The effect of extremely low frequency electromagnetic fields on pregnancy and fetal growth, and development.

The Effects of Electromagnetic Field on the Endocrine System in Children and Adolescents.

EMF and current cancer concepts.

Attitudes about electric and magnetic fields: do scientists and other risk experts perceive risk similarly?

[Effects of extremely low frequency electromagnetic radiation on cardiovascular system of workers].

Perception of health risks of electromagnetic fields by MRI radiographers and airport security officers compared to the general Dutch working population: a cross sectional analysis.

[Electromagnetic poles and reproduction].

[Biophysical mechanisms of electromagnetic fields interaction and health effects].

Resveratrol may reverse the effects of long-term occupational exposure to electromagnetic fields on workers of a power plant.

ELF noise fields: a review.

[The health risks of exposure to electromagnetic fields in work environments].

Scientific panel on electromagnetic field health risks: consensus points, recommendations, and rationales.

Fundamental issues on electromagnetic fields (EMF).

Study of extremely low frequency electromagnetic fields in infant incubators.

Intensity-time dependence dosing criterion in the EMF exposure guidelines in Russia.

[Electromagnetic fields: their biological effects and regulation].

Can EMF exposure during development leave an imprint later in life?

Combined effects of electromagnetic fields on immune and nervous responses.

Effects of dietary green tea polyphenol supplementation on the health of workers exposed to high-voltage power lines.

Effects of noise and electromagnetic fields on reproductive outcomes.

Health and safety implications of exposure to electromagnetic fields in the frequency range 300 Hz to 10 MHz.

The role of electromagnetic fields in neurological disorders.

Biophysical estimation of the environmental importance of electromagnetic fields.

[Biological effects of electromagnetic fields].

Effects of electromagnetic fields exposure on plasma hormonal and inflammatory pathway biomarkers in male workers of a power plant.

The epidemiology of exposure to electromagnetic fields: an overview of the recent literature.

Microwave electromagnetic field regulates gene expression in T-lymphoblastoid leukemia CCRF-CEM cell line exposed to 900 MHz.

Effects of 60 Hz electromagnetic field exposure on APP695 transcription levels in differentiating human neuroblastoma cells.

Ambiguous evidence and institutional interpretation: an alternative view of electric and magnetic fields.

[Combined biological effect of electromagnetic fields and chemical substances (toxic)].

EMFs: cutting through the controversy.

The effect of chronic exposure to extremely low-frequency electromagnetic fields on sleep quality, stress, depression and anxiety.

[Norms and standards for radiofrequency electromagnetic fields in Latin America: guidelines for exposure limits and measurement protocols].

Health risk assessment of electromagnetic fields: a conflict between the precautionary principle and environmental medicine methodology.

[Constant low-frequency electrical and electromagnetic fields (biological action and hygienic evaluation)].

[Electrical field exposure and human health. Risk assessment and problems relative to bureaucratic procedures and to the role of institutional organizations in control and prevention].

Possible health effects of EMF.

Electromagnetic fields enhance chemically-induced hyperploidy in mammalian oocytes.

Electromagnetic field exposure assessment in Europe radiofrequency fields (10 MHz-6 GHz).

Exposure of the critically ill patient to extremely low-frequency electromagnetic fields in the intensive care environment.

Biological effects of electromagnetic fields on vertebrates. A review.

Electromagnetic effects on people.

Time-dependent hematological changes in workers exposed to electromagnetic fields.

Characterisation of exposure to non-ionising electromagnetic fields in the Spanish INMA birth cohort: study protocol.

Electromagnetic fields in neonatal incubators: the reasons for an alert.

[Electromagnetic fields and people's health].

Electromagnetic fields: mechanism, cell signaling, other bioprocesses, toxicity, radicals, antioxidants and beneficial effects.

Project NEMESIS: perception of a 50 Hz electric and magnetic field at low intensities (laboratory experiment).



Non-ionising electromagnetic environments on manned spacecraft.

Health hazards and electromagnetic fields.

The design, construction and calibration of a carefully controlled source for exposure of mammalian cells to extremely low-frequency electromagnetic fields.

[HEALTH STATUS OF ELECTROTECHNICAL PERSONNEL EXPOSED TO THE COMBINED IMPACT OF ELECTROMAGNETIC FIELDS OF 50 HZ AND CHEMICALS].

EMF recommendations specific for children?

[Electromagnetic fields emitted in radio- and microwave- frequency range: equipment and methods for the environment protection and survey measurements].

Health-Economics Analyses Applied to ELF Electric and Magnetic Fields.

Alterations in human EEG activity caused by extremely low frequency electromagnetic fields.

Adverse human reproductive outcomes and electromagnetic fields: a brief summary of the epidemiologic literature.

Nonionizing electromagnetic fields and cancer: a review.

Recommended minimal requirements and development guidelines for exposure setups of bio-experiments addressing the health risk concern of wireless communications.

Genetic damage in mammalian somatic cells exposed to extremely low frequency electromagnetic fields: a meta-analysis of data from 87 publications (1990-2007).

Health effects of low-level electromagnetic fields: phantom or not-so-phantom risk?

"Dirty electricity": what, where, and should we care?

Basic problems of diversely reported biological effects of radio frequency fields.

Investigation of the spinal cord as a natural receptor antenna for incident electromagnetic waves and possible impact on the central nervous system.

Assessment of electromagnetic field levels from surrounding high-tension overhead power lines for proposed land use.

Effects of electromagnetic fields on photophasic circulating melatonin levels in American kestrels.

How dangerous are mobile phones, transmission masts, and electricity pylons?

Understanding the effects of electromagnetic field emissions from Marine Renewable Energy Devices (MREDs) on the commercially important edible crab, *Cancer pagurus* (L.).

Actual and perceived exposure to electromagnetic fields and non-specific physical symptoms: an epidemiological study based on self-reported data and electronic medical records.

Is newborn melatonin production influenced by magnetic fields produced by incubators?

Does exposure to environmental radiofrequency electromagnetic fields cause cognitive and behavioral effects in 10-year-old boys?

Cardiovascular diseases and the work environment. A critical review of the epidemiologic literature on nonchemical factors.

Public health hazards from electricity-producing plants.

[*Saccharomyces cerevisiae* as a model organism for studying the carcinogenicity of non-ionizing electromagnetic fields and radiation].

How to approach complex mixtures: lessons from the epidemiology of electromagnetic fields.

[The role of chemical and physical factors in cancer development].

[Possible outer hair cells hazards from occupational exposure to very low frequency electric and magnetic fields: a pilot study].

Effects of electromagnetic fields on the reproductive success of American kestrels.

A 50-Hz electromagnetic field impairs sleep.

A structured literature review for risk assessment: EMF and human health risk.

Is MRI imaging in pediatric age totally safe? A critical reprisal.

Health effects of microwave exposures: a review of the recent (1995-1998) literature.

Epidemiological studies of human exposures to radiofrequency radiation. A critical review.

Human adverse reproductive outcomes and electromagnetic field exposures: review of epidemiologic studies.

The infant incubator in the neonatal intensive care unit: unresolved issues and future developments.

Biologic effects of low-level electromagnetic fields: current issues and controversies.

[Non-thermal electromagnetic fields and estimation of the convulsive syndrome probable development].

[The precautionary principle: scientific evidence and decision processes].

Study of self-reported hypersensitivity to electromagnetic fields in California.

Occupational EMF exposure from radar at X and Ku frequency band and plasma catecholamine levels.

Clustering of excess health concerns for electromagnetic fields among health personnel: A quantitative and qualitative approach.

Biological effects of environmental electromagnetic fields: molecular mechanisms.

[Biological effects of exposure to electromagnetic fields: introduction].

Effects of low-level radio-frequency (3kHz to 300GHz) energy on human cardiovascular, reproductive, immune, and other systems: a review of the recent literature.

Human performance and physiology: a statistical power analysis of ELF electromagnetic field research.

Psychological studies in nonionizing electromagnetic energy research.

Potential emotional and cognitive disorders associated with exposure to EMFs. A review.

Electric power plant emissions and public health.

Electromagnetic fields produced by incubators influence heart rate variability in newborns.

Study of human neurovegetative and hematologic effects of environmental low-frequency (50-Hz) electromagnetic fields produced by transformers.

[The influence of occupational environment and professional factors on the risk of cardiovascular disease].

Synergistic health effects between chemical pollutants and electromagnetic fields.

Effect of short-term 50 Hz electromagnetic field exposure on the behavior of rats.

Estimating air pollution and health loss embodied in electricity transfers: An inter-provincial analysis in China.

Alternative functional relationships between ELF field exposure and possible health effects: report on an expert workshop.

[Impact of electromagnetic fields on a computer user].

Mechanisms of electromagnetic interaction with cellular systems.

Opinion on potential health effects of exposure to electromagnetic fields.

Electromagnetic hypersensitivity: biological effects of dirty electricity with emphasis on diabetes and multiple sclerosis.

The "Moscow signal" epidemiological study, 40 years on.

Effects of EMF emissions from undersea electric cables on coral reef fish.

Exposure to electric power generator noise among small scale business operators in selected communities in Ibadan, Nigeria.

Northern cardiometeopathies.

EMF-cancer link: the ferritin hypothesis.

Effect of occupational EMF exposure from radar at two different frequency bands on plasma melatonin and serotonin levels.

Dirty electricity, chronic stress, neurotransmitters and disease.

[The perceptibility of a microwave field under experimental conditions].

Women growing older with environmental sensitivities: A grounded theory model of meeting one's needs.

A perspective on environmental health in the USSR: research and practice.

[Clinical variants of the disease caused by exposure to radio-frequency electromagnetic fields].

Work environment and cardiovascular diseases. A short review of the literature.

Noise, impulse noise, and other physical factors: combined effects on hearing.

[Characteristics of electromagnetic situation in Far North regions].

Fifty Hertz electromagnetic field exposure stimulates secretion of beta-amyloid peptide in cultured human neuroglioma.

[Ethical values in the regulation of the exposure to electromagnetic fields].

[Ecological significance of electromagnetic fields: the 20th century--century of electricity, the 21st--century of magnetism].

[Video display terminals: their electromagnetic safety].

Male proportion in offspring of parents exposed to strong static and extremely low-frequency electromagnetic fields in Norway.

Video display terminals: risk of electromagnetic radiation.

[The evaluation of the exposure of seamstresses to electromagnetic fields, emitted by sewing machines].

Scientometric study of the effects of exposure to non-ionizing electromagnetic fields on fertility: A contribution to understanding the reasons of partial failure.

[Influences of solar and geomagnetic activity on health status of people with various nosological forms of diseases].

Earthing: health implications of reconnecting the human body to the Earth's surface electrons.

Prevalence of annoyance attributed to electrical equipment and smells in a Swedish population, and relationship with subjective health and daily functioning.

Fetal loss associated with two seasonal sources of electromagnetic field exposure.

Use of kappa statistic in determining validity of quality filtering for meta-analysis: a case study of the health effects of electromagnetic radiation.

[Health risks from the use of NMR tomography and in vivo NMR spectroscopy].

Geomagnetics and society interact in weekly and broader multiseptans underlying health and environmental integrity.

[Contribution of physical factors to the complex anthropogenic load in an industrial town].

Evidence that dirty electricity is causing the worldwide epidemics of obesity and diabetes.

Possible effects of electric blankets and heated waterbeds on fetal development.

Environmental variables and the risk of disease.

[The use of geographic information technologies in the sanitary control of an environmental electromagnetic field].

[Personal computer: physical factors, effect on the user].

A low cost, re-usable electricity-free infant warmer: evaluation of safety, effectiveness and feasibility.

Iatrogenic environmental hazards in the neonatal intensive care unit.

Space weather and human deaths distribution: 25 years' observation (Lithuania, 1989-2013).

Acute myocardial infarction (AMI) (n=11026) on days of zero geomagnetic activity (GMA) and the following week: differences at months of maximal and minimal solar activity (SA) in solar cycles 23 and 24.

Current strategies in the management of atrial fibrillation.

--Leaf Cluster 33 (91)

Theme - Health risks to workers in different occupations

Titles

[Levels of occupational exposure to extremely low frequency magnetic fields among workers in different jobs].

[Occupational exposure to 50 Hz magnetic fields in workers employed in various jobs].

[Exposure to electromagnetic fields with frequencies of 50 Hz and changes in the circulatory system in workers at electrical power stations].

Absenteeism and mortality of workers exposed to electromagnetic fields in the French Electricity Company.

[Evaluation of selected parameters of circulatory system function in various occupational groups exposed to high frequency electromagnetic fields. II. Electrocardiographic changes].

[Fitness of workers with particular sensitivity to non-ionizing radiation].

Health of workers exposed to electric fields.

[Health protection of workers occupationally exposed to effects of electromagnetic fields in Poland and in the European Union member states].

[Occupational exposure to electromagnetic fields of extremely low frequency (with particular regard to power plants) and the health status of workers, based on a literature review].

A biomonitoring study of genotoxic risk to workers of transformers and distribution line stations.

[Health effects of occupational exposure to electromagnetic fields in view of studies performed in Poland and abroad].

[Evaluation of the genotoxicity of the extremely low frequency-magnetic fields (ELF-MF) in workers exposed for professional reasons].

[Evaluation of selected parameters of circulatory system function in various occupational groups of workers exposed to high frequency electromagnetic fields].

[Health status of railway workers using magnetic powder flaw detectors].

[Health effects of occupational exposure to static magnetic fields used in magnetic resonance imaging: a review].

Health problems among workers of iron welding machines: an effect of electromagnetic fields.

[Health and work ability of workers of the electricity sector in Sao Paulo].

[Hygienic assessment of working conditions and functional resistance in electric power station workers].

Should the threshold limit value for power frequency (60 Hz) magnetic fields be changed? Perceptions among scientists and other risk experts.

Prevalence of depression among electrical workers.

[Health status of the workers exposed to strong, constant magnetic fields].

[Observations of changes in neurobehavioral functions in workers exposed to high-frequency radiation].

Occupational exposure to electromagnetic fields of uninterruptible power supply industry workers.

Neurovegetative disturbances in workers exposed to 50 Hz electromagnetic fields.

[Possible consequence on measures for the protection of electromagnetic fields exposed workers].

Extremely low frequency-magnetic fields (ELF-EMF) occupational exposure and natural killer activity in peripheral blood lymphocytes.

Evaluation of chromosomal alteration in electrical workers occupationally exposed to low frequency of electro magnetic field (EMFs) in Coimbatore population, India.

Injuries among electric power industry workers, 1995-2013.

Health status of personnel occupationally exposed to radiowaves.

[Effect of exposure to extremely low-frequency electromagnetic fields on liver function of workers].

[Evaluation of selected functional circulation parameters of workers from various occupational groups exposed to electromagnetic fields of high frequency. III. 24-h monitoring of arterial blood pressure (ABP)].

Depression in high voltage power line workers.

[A methodological approach to studying the values of 50-Hz electromagnetic fields that influence the workers of power enterprises].

Guidance note: risk management of workers with medical electronic devices and metallic implants in electromagnetic fields.

ECG changes in factory workers exposed to 27.2 MHz radiofrequency radiation.

Low-back pain among electric power supply workers and their attitude toward its prevention and the treatment.

Exposure to high-frequency transient electromagnetic fields.

[Exposure to VHF and UHF electromagnetic fields among workers employed in radio and TV broadcast centers. I. Assessment of exposure].

Heart rate variability (HRV) analysis in radio and TV broadcasting stations workers.

[Functional status of workers engaged in connecting high-voltage electric power lines].

[Offshore substation workers' exposure to harmful factors - Actions minimizing risk of hazards].

[Medical and biologic research of electromagnetic fields in radiofrequencies range. Results and prospects].

[Health surveillance guidelines after the European directive on electromagnetic fields].

Monitoring of people and workers exposure to the electric, magnetic and electromagnetic fields in an Italian National Cancer Institute.

[Risk of electromagnetic fields in electric power stations and substations of a petrochemical plant].

An analysis of fatal and non-fatal injuries and injury severity factors among electric power industry workers.

[Hygienic optimization of the use of chemical protective means on railway transport].

[High-frequency electromagnetic field exposure on reproductive and endocrine functions of female workers].

Assessment of levels of occupational exposure to workers in radiofrequency fields of two television stations in Accra, Ghana.

[Evaluation of vital activity of workers with obliterating diseases of lower extremities servicing electric transmission lines].

[Occupational health evaluation of electromagnetic fields in electric trains and subway technologic areas].

[Reports on electromagnetic field strength measurements issued for occupational health and safety needs in the opinion of radio communication station users].

Health problems among operators of plastic welding machines and exposure to radiofrequency electromagnetic fields.

[Various psychological parameters in subjects occupationally exposed to radiofrequencies].

Ocular medical surveillance on microwave and laser workers.

Evaluation of non ionizing radiation around the dielectric heaters and sealers: a case report.

The psychosocial work environment and skin symptoms among visual display terminal workers: a case referent study.

The strategy of targetted health surveillance. II. Genetically determined susceptibility to chemical substances and other issues related to health surveillance.

[Screen dermatitis and visual display units].

[Occupational risks in grocery stores].

Health Effects of Electromagnetic Fields on Reproductive-Age Female Operators of Plastic Welding Machines in Fuzhou, China.

Reproductive hazards among workers at high voltage substations.

[Evaluation of various psychologic parameters in a group of workers occupationally exposed to radiofrequency].

Occupational influences on male fertility and sexuality. I.

[Radiation safety at atomic electric power stations].

[Effect of wide-band modulated electromagnetic fields on the workers of high-frequency telephone exchanges].



[Effect of ultra high frequency electromagnetic waves and lead on the workers' health; phytotherapy of the disorders].

Biosomatic effects of the electromagnetic fields on view of the physiotherapy personnel health.

[On prevention of electromagnetic rays effects in workers exposed to extreme climate conditions].

Microwave sickness: a reappraisal.

Building an index of activity of inhabitants from their activity on the residential electrical power line.

Radiofrequency electromagnetic leakage fields from plastic welding machines. Measurements and reducing measures.

Rate of change of frequency under line contingencies in high voltage electric power networks with uncertainties.

Risk-management and risk-analysis-based decision tools for attacks on electric power.

Exposure from occupational versus other sources.

Occupational exposure of herbicide applicators to herbicides used along electric power transmission line right-of-way.

[Clinical monitoring in areas of exposure to radiofrequency electromagnetic fields].

Electromagnetic noise superimposed on the electric power supply to electronic medical equipment.

Cardiovascular risk in operators under radiofrequency electromagnetic radiation.

Occupational exposure to physical agents: the new Italian database for risk assessment and control.

Erratic electricity supply (Dumsor) and anxiety disorders among university students in Ghana: a cross sectional study.

[A survey on diabetes mellitus in the staff of electric power system in Baotou city].

Correction: The effects of electric power lines on the breeding ecology of greater sage-grouse.

[Risk of electromagnetic fields in control board and switchboard rooms at petrochemical plants].

Biomonitoring of 20 trace elements in blood and urine of occupationally exposed workers by sector field inductively coupled plasma mass spectrometry.

Effects of atmospheric electricity on some substrates of disordered social behavior.

Electricity prices in Italy: Data registered during photovoltaic activity interval.

[Dermatitis in VDT operators: a review of the literature].

Black sky: Exposing electricity as the Achilles' heel of resilience.

[Danger of electricity in the bathtub].

The role of microwave radiometry in carotid artery disease. Diagnostic and clinical prospective.

--Leaf Cluster 36 (84)

Theme - Precautionary measures to reduce potential EMF health risks

Titles

Workgroup report: base stations and wireless networks-radiofrequency (RF) exposures and health consequences.

Recent advances in research on radiofrequency fields and health: 2004-2007.

Recent advances in research on radiofrequency fields and health: 2001-2003.

International and national expert group evaluations: biological/health effects of radiofrequency fields.

Low-level exposure to radiofrequency electromagnetic fields: health effects and research needs.

Public responses to precautionary information from the Department of Health (UK) about possible health risks from mobile phones.

Health risks of electromagnetic fields. Part II: Evaluation and assessment of radio frequency radiation.

The precautionary principle and risk perception: experimental studies in the EMF area.

[Autoimmune processes after long-term low-level exposure to electromagnetic fields (the results of an experiment). Part 1. Mobile communications and changes in electromagnetic conditions for the population. Needs for additional substantiation of the existing hygienic standards].

[In the consumers' interest: precautionary principles for protection against electromagnetic fields].

Exposure Knowledge and Perception of Wireless Communication Technologies.

Epidemiology of health effects of radiofrequency exposure.

World Health Organization, radiofrequency radiation and health - a hard nut to crack (Review).

Public perception of risk concerning celltowers and mobile phones.

Risks perception of electromagnetic fields in Taiwan: the influence of psychopathology and the degree of sensitivity to electromagnetic fields.

The prevalence of symptoms attributed to electromagnetic field exposure: a cross-sectional representative survey in Switzerland.

The development of human exposure standards for radio-frequency fields.

Recent advances in research on radiofrequency fields and health.

Searching for the perfect wave: the effect of radiofrequency electromagnetic fields on cells.

[Mutagenic, carcinogenic and teratogenic effects induced by radiofrequency electromagnetic field of mobile phone].

Cell phones and health concerns: impact of knowledge and voluntary precautionary recommendations.

An international prospective cohort study of mobile phone users and health (Cosmos): design considerations and enrolment.

Risk of brain tumors from wireless phone use.

Does precautionary information about electromagnetic fields trigger nocebo responses? An experimental risk communication study.

Vehicle-mounted high-power microwave systems and health risk communication in a deployed environment.

Mobile phone health risk policy in Germany: the role of the federal government and the Federal Office for Radiation Protection.

Electromagnetic fields (EMF): do they play a role in children's environmental health (CEH)?

Improving Precautionary Communication in the EMF Field? Effects of Making Messages Consistent and Explaining the Effectiveness of Precautions.

Discourse and policy making on consumer protection in the areas of mobile telecommunication and tanning.

Source of funding and results of studies of health effects of mobile phone use: systematic review of experimental studies.

Radiofrequency exposure from wireless LANs utilizing Wi-Fi technology.

Near-field radiofrequency electromagnetic exposure assessment.

Wi-Fi and health: review of current status of research.

[Mobile communication and health of population: estimation of danger, social and ethical problems].

Improved classification of evidence for EMF health risks.

German wide cross sectional survey on health impacts of electromagnetic fields in the view of general practitioners.

Thermal and non-thermal health effects of low intensity non-ionizing radiation: An international perspective.

Cell phone radiation: Evidence from ELF and RF studies supporting more inclusive risk identification and assessment.

Assessment of cellular telephone and other radio frequency exposure for epidemiologic research.

Potential health risks due to telecommunications radiofrequency radiation exposures in Lagos State Nigeria.

[Electromagnetic fields: damage to health due to the nocebo effect].

Radiofrequency exposure in the French general population: band, time, location and activity variability.

Public health and the radio frequency radiation emitted by cellphone technology, smart meters and WiFi.

[Fundamentally new electromagnetic pollution and the lack of adequate regulatory framework--on the risk assessment (analysis of modern domestic and foreign data)].

[Application criteria of the precautionary principle].

Health response of two communities to military antennae in Cyprus.

Physicians appeals on the dangers of mobile communication--what is the evidence? Assessment of public health data.

[Ionizing and non-ionizing radiation (comparative risk estimations)].

Radiofrequency exposure in young and old: different sensitivities in light of age-relevant natural differences.

Drosophila oogenesis as a bio-marker responding to EMF sources.

Radiofrequency electromagnetic radiation exposure inside the metro tube infrastructure in Warszawa.

Electromagnetic Fields, Pulsed Radiofrequency Radiation, and Epigenetics: How Wireless Technologies May Affect Childhood Development.

Radiofrequency (RF) sickness in the Lilienfeld Study: an effect of modulated microwaves?

Neurological effects of radiofrequency radiation.

[French general practitioners and electromagnetic fields].

The (co-)production of public uncertainty: UK scientific advice on mobile phone health risks.

Procedure for assessment of general public exposure from WLAN in offices and in wireless sensor network testbed.

Exposure caused by wireless technologies used for short-range indoor communication in homes and offices.

Scientific basis for the Soviet and Russian radiofrequency standards for the general public.

[Effects of electromagnetic radiation from cellular telephone handsets on symptoms of neurasthenia].

Genetic, carcinogenic and teratogenic effects of radiofrequency fields.

Assessment of guidelines for limiting exposures to emf using methods of probabilistic risk analysis.

General practitioners using complementary and alternative medicine differ from general practitioners using conventional medicine in their view of the risks of electromagnetic fields: a postal survey from Germany.

Risk perception, somatization, and self report of complaints related to electromagnetic fields--a randomized survey study.

Exposure to radio frequency electromagnetic fields from wireless computer networks: duty factors of Wi-Fi devices operating in schools.

[Effects of electromagnetic radiation from handsets of cellular telephone on neurobehavioral function].

Measurement and mapping of the electromagnetic radiation in the urban environment.

A radio-frequency monitor for protection against overexposure from RF heaters.

Radiofrequency electromagnetic fields (300 Hz-300 GHz) summary of an advisory report. Health Council of The Netherlands: Radiofrequency Radiation Committee.

Prevalence and psychiatric comorbidity of self-reported electromagnetic field sensitivity in Taiwan: a population-based study.

WHO research agenda for radiofrequency fields.

Occupational safety: effects of workplace radiofrequencies on hearing function.

[Problems of harmonization of sanitary regulations of the electromagnetic fields of mobile radio communication equipment].

[New methodic approach to hygienic evaluation of electromagnetic energy absorption in near-field zone of irradiation source].

Long-term exposure to mobile communication radiation: an analysis of time-variability of electric field level in GSM900 downlink channels.

IEEE Committee on Man and Radiation--COMAR technical information statement radiofrequency safety and utility Smart Meters.

[Hygienic regulation of electromagnetic radiation of 300-3000 MHz frequency range].

[Formation of electromagnetic load under urban conditions].

[The effect of a high-frequency electromagnetic field (2.45 GHz) on perceptual processes, psychological performance and well-being].

Occupational exposure to ambient electromagnetic fields of technical operational personnel working for a mobile telephone operator.

Involuntary human hand movements due to FM radio waves in a moving van.

[Best practices in prevention public health].

Effects of exposure to very high frequency radiofrequency radiation on six antenna engineers in two separate incidents.

Increased mercury release from dental amalgam restorations after exposure to electromagnetic fields as a potential hazard for hypersensitive people and pregnant women.

--Leaf Cluster 42 (122)

Theme – Regulatory protections against electromagnetic fields

Titles

[Proposal for magnetic/electromagnetic fields protection norms on national level].

Exposure of humans to electromagnetic fields. Standards and regulations.

[Limitations of occupational exposure to electromagnetic fields adopted by Polish law from the perspectives of international documents with particular reference to fields of low and medium frequencies].

[Patient exposure to electromagnetic fields in magnetic resonance scanners: a review].

International workshop on non-ionizing radiation protection in medicine.

[National and international standards for limiting exposure to electromagnetic fields].

An historical overview of the activities in the field of exposure and risk assessment of non-ionizing radiation in Bulgaria.

[The problem of hygienic standardization of commercial electric and magnetic fields in Russia and other countries].

[Polish guidelines of 2001 for maximum admissible intensities in high frequency EMF versus European Union recommendations].

[Hazards of radio frequency magnetic field and their prevention and control].

[Measurement and study report as a part of the control system for human safety and health protection against electromagnetic fields and electromagnetic radiation (0 Hz-300 GHz)].

[Protection against electromagnetic fields 0-300 GHz in Poland. New regulations and perspectives if their harmonization with the European Union requirements].

[Biological effects and health risks of electromagnetic fields at levels classified by INCRIP and admissible among occupationally exposed workers: a study of the Nofer Institute of Occupational Medicine, Lodz].

EU Directive, ICNIRP guidelines and Polish legislation on electromagnetic fields.

[Measurements of electromagnetic fields and evaluation of occupational exposure: PN-T-06580:2002 requirements and principles adopted in the European Union].

[Hygienic assessment of sources of electromagnetic fields using revised and new standards of maximum admissible intensities].

Assessment of physiotherapists' occupational exposure to radiofrequency electromagnetic fields from shortwave and microwave diathermy devices: a literature review.

Occupational Electromagnetic Fields exposure in Magnetic Resonance Imaging systems - Preliminary results for the RF harmonic content.

[ASSESSMENT OF OCCUPATIONAL EXPOSURE TO RADIO FREQUENCY ELECTROMAGNETIC FIELDS].

[Recent concept of protection of workers and general population against electromagnetic fields in the European countries].

[Improvement in the hygienic standards for radio-frequency electromagnetic fields in member countries of the COMECON].

Application of EMF emission measurement techniques to wireless communications systems for compliance with directive 2004/40/EC.

[Occupational exposure to electromagnetic fields in physiotherapy departments].

Non-ionising radiation human exposure assessment near telecommunication devices in Croatia.

Evaluation of the safety of users of active implantable medical devices (AIMD) in the working environment in terms of exposure to electromagnetic fields - Practical approach to the requirements of European Directive 2013/35/EU.

Effective Analysis of Human Exposure Conditions with Body-worn Dosimeters in the 2.4 GHz Band.

Occupational exposure to electromagnetic fields. The situation in Greece.

European regulations of the radio spectrum, ISM use and safety.

Impact of electromagnetic field exposure limits in Europe: is the future of interventional MRI safe?

[Modern concepts and methodology of means, methods of protection, and safety measures for servicemen affected by nonionizing radiation].

Biological effects of electromagnetic fields and recently updated safety guidelines for strong static magnetic fields.

[Hygienic regulation of electromagnetic fields for the preservation of workers' health].

Occupational exposure to electromagnetic fields in physiotherapy departments.

[Exposure of nurses to electromagnetic fields].

An evaluation of safety guidelines to restrict exposure to stray radiofrequency radiation from short-wave diathermy units.

[European Directive 2004/40/EC on workers' exposure to electromagnetic fields from MRI].

[HYGIENIC ASSESSMENT OF WORKING CONDITIONS OF EMPLOYEES OF BROADCASTING CENTER].

[Contemporary state of hygienic regulation of electromagnetic fields and prospective harmonizing with foreign standards].

[Basic science to evaluate efficiency of means protecting from electromagnetic fields].

An evaluation of radio frequency exposure from therapeutic diathermy equipment.

[Electrosmog as a health risk factor: sources of artificial electromagnetic fields, evaluation of health risk, prevention methods].

Incorporation of epidemiological findings into radiation protection standards.

Inaccurate official assessment of radiofrequency safety by the Advisory Group on Non-ionising Radiation.

[Numerical modeling of emf distribution around transmitters in view of the latest environmental protection regulations].

[Electrosmog, cellular phones, sunbeds etc. -- adverse health effects from radiation? Health aspects of non-ionizing radiation].

Health risks of exposure to non-ionizing radiation--myths or science-based evidence.

[Safety of use assessment in a radio-frequency medical device].

Electromagnetic field occupational exposure: non-thermal vs. thermal effects.

Exposure assessment of electromagnetic fields near electrosurgical units.

[Polish regulations on maximum admissible intensities for electric and magnetic frequencies of 60 Hz and the European Union recommendations for electrical power engineering].

Mechanisms of biological effects of radiofrequency electromagnetic fields: an overview.



Monitoring Electromagnetic Radiation Emissions in Buildings and Developing Strategies for Improved Indoor Environmental Quality.

Exposure to electromagnetic fields from laptop use of "laptop" computers.

[Hygienic evaluation of contemporary light sources].

Electromagnetic fields in offices.

[Criterial parameter of hygienic regulation for exposure to rarely repeated ultrashort electromagnetic impulses].

[Criterion for the hygienic standardization of exposure to infrequent ultra-short electromagnetic pulses].

[Environment protection against electromagnetic fields. Legal point of view].

The potential carcinogenic hazards of electromagnetic radiation: a review.

Microwave emissions from police radar.

Measurement of the environmental broadband electromagnetic waves in a mid-size European city.

[The hygienic protective area of the Kaliakra Medium-Wave Radio Station].

[Optimization of methods for measurement and assessment of occupational exposure to electromagnetic fields in physiotherapy (SW diathermy)].

The effects of ionizing radiation, microwaves, and ultrasound on the developing embryo: clinical interpretations and applications of the data.

[Problems with implementation of Polish standards on admissible electromagnetic field levels by the State Sanitary Inspectorate and of the measuring teams].

On the issues related to compliance of LF pulsed exposures with safety standards and guidelines.

[Dosimetry in setting practical hygienic standards for radio-wave irradiation].

[Levels of the electromagnetic field in the vicinity of therapeutic devices using radiofrequency and microwaves].

[Novelties in hygienic evaluation of electromagnetic conditions on computerized workplaces].

Outdoor characterization of radio frequency electromagnetic fields in a Spanish birth cohort.

The effect of embryonic and fetal exposure to x-ray, microwaves, and ultrasound: counseling the pregnant and nonpregnant patient about these risks.

Significant RF-EMF and thermal levels observed in a computational model of a person with a tibial plate for grounded 40 MHz exposure.

Analysis of exposure to electromagnetic fields in a healthcare environment: simulation and experimental study.

[Health state and performance of operators in electric discharge facilities--sources of electromagnetic impulses].

Trends in nonionizing electromagnetic radiation bioeffects research and related occupational health aspects.

[Organization of monitoring of electromagnetic radiation in the urban environment].

[Effective methods of protection from technogenic electromagnetic irradiation and information-wave diagnostic means].

[Assessment of the safety of toys with special reference to electromagnetic safety in view of binding regulations: a pilot study].

Electrical stimulation vs thermal effects in a complex electromagnetic environment.

Exposure of radio officers to radio frequency radiation on Danish merchant ships.

The effects of embryonic and fetal exposure to x-ray, microwaves, and ultrasound.

Occupational exposure to non-ionizing radiation and an association with heart disease: an exploratory study.

Radiofrequency/microwave protection guides.

Summary of measured radiofrequency electric and magnetic fields (10 kHz to 30 GHz) in the general and work environment.

[Emission of electromagnetic radiation from selected computer monitors].

[Hygienic standardization of electromagnetic radiation from two-channel meteorological radar stations].

[Hygienic evaluation of work conditions for shielded compartments staff].

[Evaluation of maximum permissible intensity of electromagnetic fields].

The Possibility of Decreasing 50-Hz Electric Field Exposure near 400-kV Power Lines with Arc Flash Personal Protective Equipment.

Damage criteria for determining microwave exposure.

Variability in electromagnetic field levels over time, and Monte-Carlo simulation of exposure parameters.

A survey of the potential impact of the European Union Physical Agents Directive (EU PAD) on electromagnetic fields (EMF) on MRI research practice in the United Kingdom.

Safety protocols for interventional MRI.

The spatial statistics formalism applied to mapping electromagnetic radiation in urban areas.

Continuous electromagnetic radiation monitoring in the environment: analysis of the results in Greece.

Occupational health effects of nonionizing radiation.

Can exposure to electromagnetic radiation in diathermy operators be estimated from interview data? A pilot study.

[Protection of personnel exposed to very high frequency electromagnetic fields (author's transl)].

[A hygienic assessment of the work of students on Macintosh computers].

Dangerous-electricity annunciator and detector.

Assessment of human body influence on exposure measurements of electric field in indoor enclosures.

Perspectives on setting limits for RF contact currents: a commentary.

[In vitro and in vivo studies of the "VITA" device].

An investigation into the effectiveness of ELF protective clothing when exposed to RF fields between 65 MHz and 3 GHz.

In situ LTE exposure of the general public: Characterization and extrapolation.

Science and standards. RF-hazards and standards: an historical perspective.

[The current problems of electromagnetic safety in computer classes].

Ultrashort electromagnetic signals: biophysical questions, safety issues, and medical opportunities.

[Possible consequences of urban pollution caused by radio frequency].

[The health problems of computer operators].

Exposure to radio-frequency radiation from an aircraft radar unit.

[Occupational assessment of computer placement in school areas].

A novel apparatus for non-contact measurement of heart rate variability: a system to prevent secondary exposure of medical personnel to toxic materials under biochemical hazard conditions, in monitoring sepsis or in predicting multiple organ dysfunction syndrome.

Biological effects and mechanisms of shortwave radiation: a review.

[Experience of the development special medical technical laboratory for studies of effects caused by potent electromagnetic radiation in biologic objects].

The electromagnetic spectrum: current and future applications in oncology.

A cross-sectional study of the temporal evolution of electricity consumption of six commercial buildings.

[Strategies in approaches to requirements in the control of electromagnetic irradiation levels].

20:60:20--differences in energy behaviour and conservation between and within households with electricity monitors.

Parametric and non-parametric convergence analysis of electricity intensity in developed and developing countries.

[Shielding of the geomagnetic field in apartment houses].

Monochromatic electromagnetic wavelets and the Huygens principle.

## **Appendix 5 – Potential Impact of Wireless Radiation Exposure on the Opioid Crisis and Coronavirus Pandemic**

### **A5-A. Potential Impact on Opioid Crisis**

The previous findings of wireless radiation adverse effects reported in Chapter 2 of this monograph are based on *hard evidence* and have been *validated* in numerous studies. The present section on the link of wireless radiation to the opioid crisis is based on *hard evidence* as well, but the link of wireless radiation to the opioid crisis is *not as far along in the validation process*. It should be viewed as a hypothesis at this point, and serve as a basis for discussion and further research.

The opioid crisis (drug dependence and overdosing) has become of increasing concern since the 1990s (coincidentally, when mobile networking technology was being introduced on a larger scale). This appendix addresses potential relationships between wireless radiation and increasing dependence on drugs.

“Over the past two decades, the United States has experienced a growing crisis of substance abuse and addiction that is illustrated most starkly by the rise in deaths from drug overdoses. Since 2000, the annual number of drug overdose deaths has quadrupled from 17,500 to 70,000 in 2017.....Most of these deaths involved opioids, including heroin, prescription painkillers, and synthetic opioids such as fentanyl.” [Planalp, Hest, Lahr, 2019].

According to the US Department of Health and Human Services [HHS, 2019], 47,600 people died from overdosing on opioids in 2018, 10.3 million people misused prescription opioids in 2018, and 2 million people had an opioid misuse disorder in 2018. While there can be myriad contributing factors to such a widespread disorder, wireless radiation exposure (which increased dramatically over the same period that drug overdose deaths increased dramatically) may be a significant contributing factor. The reasons follow.

An analogy to climate change would be helpful in framing the perspective. The contribution of fossil fuel combustion to anthropogenic (man-made) climate change is *conceptually* similar to the contribution of wireless radiation to opioid overuse. The climate change analogy will be presented initially, since it crystallizes the nature of the causative effect. It will then be followed by the analogous details of the wireless radiation link.

The main contributing factor to anthropogenic climate change is the combustion of fossil fuels. The combustion process produces two major products relevant to climate change: carbon dioxide (CO<sub>2</sub>) and fossil sulphates/nitrates [Dutton, 2019].

CO<sub>2</sub> from fossil fuel combustion percolates to the upper atmosphere and remains there for decades. It is transparent to the high frequency solar radiation and is partially absorbent of the lower frequency radiation returning from the Earth, thereby trapping some of the incoming solar energy in the atmosphere (and especially the ocean). Decades are required for the Earth's

global mean surface temperature to come into equilibrium with the levels of CO<sub>2</sub> in the atmosphere.

The fossil sulphates and nitrates rise in the atmosphere, form small particles called aerosols, remain there for very short periods of time (days or weeks), then precipitate to Earth. They increase the effective albedo of the atmosphere (the albedo is a measure of the reflectiveness of the Earth's atmosphere to the incoming solar radiation), and this partial mirroring effect reduces the level of solar flux reaching the Earth's surface.

Thus, from the perspective of climate change, there is 1) an apparent *positive short-term* effect from the aerosol shielding of the solar radiation, and 2) a *negative long-term* effect from the energy trapping of the CO<sub>2</sub>. ***The positive short-term effect is masking the harmful effects of the negative long-term effect!***

What is the analogy of the climate change phenomena described above to the impact of wireless radiation on the opioid crisis? Consider the endogenous opioid system. This innate pain-relieving system “consists of widely scattered neurons that produce three opioids: beta-endorphin, the met- and leu-enkephalins, and the dynorphins. These opioids act as neurotransmitters and neuromodulators at three major classes of receptors, termed mu, delta, and kappa, and produce analgesia” and other effects [Holden et al, 2005].

It has been shown many times that one impact of wireless radiation (at myriad frequencies) is release of endogenous opioids [e.g., Radziewsky et al, 2008; Lai et al, 1983]. This release of endogenous opioids can enable analgesic effects by itself [Wu et al, 2012], or can enhance the analgesic effects of exogenous analgesics [Emilie et al, 2012; Thomas et al, 1979]. This has been demonstrated at pulsed millimeter-wave frequencies [Miryutova et al, 2001; Radziewsky et al, 2008; Hura et al, 2011], WiFi frequencies [Maillefer and Quock, 1992], mobile phone frequencies [Bodera et al, 2019], radiofrequencies [Foley-Nolan, 1992], and extremely low frequencies [Ozdemir et al, 2017; Demirkazik et al, 2019]. Additionally, as has been demonstrated by the results of the current monograph, wireless radiation at all the above frequencies has resulted in serious mid-term and especially long-term adverse health effects.

Therefore, analogous to the climate change example, wireless radiation exposure, especially at cell phone, WiFi, and millimeter-wave pulsed and modulated frequencies, generates ***1) analgesic and pleasurable short-term effects and 2) serious adverse mid- and long-term effects***. There would be some exceptions for the short-term, such as electrohypersensitivity (EHS) sufferers, who are immediately affected adversely by wireless radiation exposure.

***For most people, the enhanced analgesic short-term effects of the wireless radiation would in effect mask the long-term damage from this radiation, analogous to the short-term positive effects from the aerosols masking the long-term negative effects from the CO2 in the climate change example.***

Consider the following cases. In the first case, a person with ordinary pains and aches starts using a cell phone or WiFi system. There will be an almost immediate feeling of less pain and pleasurable sensations, similar to that experienced after a modest period of exercise (another stimulant of endogenous opioids) [Boecker et al, 2008]. This feeling can last for a short to intermediate length of time, after which another bout of stimulation is required to release further endogenous opioids. The cell phone/WiFi user will get conditioned to associating the immediate positive feelings with the wireless radiation-emitting devices. As time proceeds, the latent longer-term adverse effects of the wireless radiation will result in various levels of increasing discomfort and unpleasant symptoms, if not outright diseases. The immediate analgesic effects from the wireless devices will become even more important, but may be insufficient to overcome the increased levels of discomfort due to prolonged wireless radiation exposure. The individual will then be forced to use 1) exogenous opioids and narcotics and 2) wireless radiation devices to help attenuate the increasing feelings of discomfort, leading to possible addiction.

In the second case, a person with serious pain-producing disease or injury starts using a cell phone or WiFi system. This person has already been prescribed pain-killers of various types. Research has shown that wireless radiation of selected frequency characteristics in the parameter ranges discussed above not only exhibits an enhanced analgesic effect in its own right, but can enhance further the analgesic effects of exogenous analgesics [Emilie et al, 2012; Thomas et al, 1979]. Again, this person will become conditioned to the short-term analgesic and analgesic-enhancing effects of the wireless radiation devices. And, again, the increasing levels of discomfort eventually produced by prolonged wireless radiation exposure (augmented in many cases by adverse long-term effects of prolonged analgesics (<https://www.painedu.org/pain-medications-long-term/>)) will increase the need for 1) further wireless radiation exposure and 2) additional exogenous analgesics. This positive feedback mechanism will lead to ***two forms of addiction***: exogenous pain-killers and wireless radiation.

Finally, consider the following. Alcohol has been shown to have analgesic effects [Thompson et al, 2017]. In Lai's experiments involving microwave irradiation and consumption of a mixture containing ethanol, microwave irradiation enhanced consumption of ethanol by about 25% [Lai et al, 1984]. As Lai pointed out, microwave irradiation may stress the rats, and consumption of ethanol may serve to reduce stress. So, the microwave irradiation triggers the release of endogenous opioids, producing a calming/analgesic effect, and at the same time increases stress or other adverse symptoms, driving the rodents to seek analgesia from an external source.

The above examples focus on positive short-term analgesic effects from wireless radiation followed by negative long-term addictive effects. There is no reason to believe this short-term long-term dichotomy is limited to analgesic effects. Wireless radiation *short-term performance enhancements* of many types accompanied by *long-term detrimental effects* cannot be ruled out (witness such effects for anabolic steroids on the performance of athletes in myriad sports [Vorona and Niesshlag, 2018], where short-term athletic performance is enhanced, with long-term adverse health consequences).

While the non-wireless radiation determinants of the opioid crisis should not be downplayed, a credible component of the opioid crisis may be the downward spiral of the self-reinforcing positive feedback mechanisms generated by the wireless radiation. While there are obviously cultural influences, peer-pressure influences, over-prescribing of medications, etc, the pain and discomfort induced by the wireless radiation exposure may directly impact increased use of wireless radiation devices.

There is some overlap between the opioid crisis and the increased suicide crisis in the USA relative to wireless radiation exposure [Cheatle, 2011, 2016; Racine et al, 2017]. There are the same reasons existing for an increase in discomfort due to wireless radiation exposure, and the increase in suicide-related opioid abuse from wireless radiation, but the suicide crisis will not be addressed further in the current monograph.

#### A5-B. Potential Impact on Coronavirus Pandemic

The previous findings of wireless radiation adverse effects reported in Chapter 2 of this monograph are based on *hard evidence* and have been *validated* in numerous studies. The present section linking wireless radiation to exacerbation of the coronavirus pandemic is based on *hard evidence* as well, but the link of wireless radiation to exacerbation of the coronavirus pandemic is *not as far along in the validation process*. It should be viewed as a hypothesis at this point, and serve as a basis for discussion and further research.

***The fundamental hypothesis in this section is that wireless radiation weakens the immune system, and a weakened immune system increases the chances that exposure to the coronavirus (or any virus) will translate into symptoms/disease.***

Almost a decade ago, I published a paper on potential treatments for SARS [Kostoff, 2011], the China-based pandemic of 2002-2003 that was associated with another coronavirus. As in the present China-based coronavirus pandemic, the SARS zoonotic virus/disease was thought to originate with infected bats. These bats then infected other species, which were then sold in open-air markets, and eventually infected their buyers.

Approximately 8,000 people globally presented with SARS symptoms, and approximately 10% of those who presented died. However, those who succumbed were not a random ten percent. Most had many co-morbidities, and it appeared their immune systems could not handle yet another insult.



The SARS pandemic was not ended with drugs or vaccines. None of these measures worked. Instead, quarantine and good hygiene contributed most to ending the pandemic.

After the pandemic ended, a number of physicians (especially in Asia) reviewed the records of all patients they had examined for various health issues (or standard annual physical examinations) during the pandemic, and concentrated especially on the blood test results. There were many cases where the coronavirus antibodies had shown up in the blood tests, *but the patient had exhibited none of the SARS symptoms.*

**In other words, the patient's adaptive immune system was sufficiently strong to operate properly and neutralize the coronavirus to which the patient had been exposed!**

To me, that was the key finding, and contributed to the approach I have taken for developing protocols to reverse chronic diseases [e.g., Kostoff, Porter, and Buchtel, 2018].

There are on the order of 300,000 viruses, many/most of which have zoonotic potential. To develop vaccines for all of these viruses (before an epidemic or pandemic strikes) is unreasonable (based on present technology) because of the sheer numbers involved. To develop vaccines for any specific virus *during* an epidemic or pandemic (which was the mainstream approach taken for the coronavirus during the SARS pandemic of 2002-2003) is completely unrealistic, because of the lead times required for vaccine development, efficacy testing, *credible* mid-and long-term safety testing, and implementation.

Those who succumbed during the SARS pandemic had 1) myriad co-morbidities and 2) weakened immune systems unable to neutralize the SARS coronavirus. Having a strong immune system that allowed a smooth transition from innate immune system operation to adaptive immune system operation *was the one intrinsic defense that worked!* The SARS experience showed that the best and most realistic approach for defense against any potential viral attack is reversing immune-degrading lifestyles well before any pandemic or epidemic outbreaks. In that case, the immune system would be sufficiently strong to be able to handle viral exposure on its own without the emergence of serious symptoms, as was the case with those exposed to the SARS coronavirus (with coronavirus antibodies in their serum) who exhibited no (or minimal) symptoms.

This gets to the link between wireless radiation exposure and the latest coronavirus pandemic. Wireless radiation adversely affects the immune system (see boxed references at end of this section). To the degree that non-ionizing radiation exposure (superimposed on the myriad toxic stimuli to which many people are exposed by choice or imposition) degrades the operation of the innate and adaptive immune systems, it would increase the likelihood that the immune system could not counteract the exposure to the coronavirus (or any other virus) as nature intended. Thus, *wireless radiation would contribute to the exacerbation of adverse effects from coronavirus exposure.* The bottom line is that exposures to essentially ALL the exogenous immune-damaging toxic stimuli (including, but not limited to, wireless radiation) need to be removed before resistance to viruses of any type can be improved substantially.

**ADVERSE IMPACT OF WIRELESS RADIATION ON IMMUNE SYSTEM-  
REFERENCES****(Partial Listing)**

- Anghileri LJ, Mayayo E, Domingo JL, Thouvenot P. Radiofrequency-induced carcinogenesis: cellular calcium homeostasis changes as a triggering factor. *International journal of radiation biology*. 2005;81(3):205-9.
- Aydogan F, Aydin E, Koca G, Ozgur E, Atilla P, Tuzuner A, et al. The effects of 2100-MHz radiofrequency radiation on nasal mucosa and mucociliary clearance in rats. *International forum of allergy & rhinology*. 2015;5(7):626-32.
- Baohong W, Jiliang H, Lifen J, Deqiang L, Wei Z, Jianlin L, et al. Studying the synergistic damage effects induced by 1.8 GHz radiofrequency field radiation (RFR) with four chemical mutagens on human lymphocyte DNA using comet assay in vitro. *Mutation research*. 2005;578(1-2):149-57.
- Bergier L, Lisiewicz J, Moszczynski P, Rucinska M, Sasiadek U. Effect of electromagnetic radiation on T-lymphocyte subpopulations and immunoglobulin level in human blood serum after occupational exposure. *Medycyna pracy*. 1990;41(4):211-5.
- Bogoliubov VM, Pershin SB, Frenkel ID, Sidorov VD, Galenchik AI. Immunobiological effect of bitemporal exposure of rabbits to microwaves. *Biulleten' eksperimental'noi biologii i meditsiny*. 1986;102(8):217-9.
- Boscolo P, Di Giampaolo L, Di Donato A, Antonucci A, Paiardini G, Morelli S, et al. The immune response of women with prolonged exposure to electromagnetic fields produced by radiotelevision broadcasting stations. *International journal of immunopathology and pharmacology*. 2006;19(4 Suppl):43-8.
- Dimitrova M, Dobrev B, Kiriakov K, Kirkov V, Panova Z. Effect of wide-band modulated electromagnetic fields on the workers of high-frequency telephone exchanges. *Problemi na khigienata*. 1982;7:21-9.
- Doyon PR, Johansson O. Electromagnetic fields may act via calcineurin inhibition to suppress immunity, thereby increasing risk for opportunistic infection: Conceivable mechanisms of action. *Medical hypotheses*. 2017;106:71-87.
- El-Gohary OA, Said MA-A. Effect of electromagnetic waves from mobile phone on immune status of male rats: possible protective role of vitamin D. *Canadian journal of physiology and pharmacology*. 2017;95(2):151-6.
- Esmekaya MA, Aytakin E, Ozgur E, Guler G, Ergun MA, Omeroglu S, et al. Mutagenic and morphologic impacts of 1.8GHz radiofrequency radiation on human peripheral blood lymphocytes (hPBLs) and possible protective role of pre-treatment with Ginkgo biloba (EGb 761). *The Science of the total environment*. 2011;410-411:59-64.
- Fedorchuk AG, Skivka LM, Stoliarov ZE, Levchuk IN, Mostovaia AV. The effect of electromagnetic radiation with extremely high frequency and low intensity on cytotoxic activity of human natural killer cells. *Biofizika*. 1992;37(5):957-62.
- Gajski G, Garaj-Vrhovac V. Radioprotective effects of honeybee venom (*Apis mellifera*) against 915-MHz microwave radiation-induced DNA damage in wistar rat lymphocytes: in vitro study. *International journal of toxicology*. 2009;28(2):88-98.
- Gao X-H, Hu H-R, Ma X-L, Chen J, Zhang G-H. Cellphone electromagnetic radiation damages the testicular ultrastructure of male rats. *Zhonghua nan ke xue = National journal of andrology*. 2016;22(6):491-5.

- Grigor'ev VV, Ogurtsov RP, Zubzhitskii IN. Immunomorphologic changes in the testes upon exposure to a microwave electromagnetic field. *Arkhiv anatomii, gistologii i embriologii*. 1981;80(2):69-75.
- Korenstein-Ilan A, Barbul A, Hasin P, Eliran A, Gover A, Korenstein R. Terahertz radiation increases genomic instability in human lymphocytes. *Radiation research*. 2008;170(2):224-34.
- Lasalvia M, Scrima R, Perna G, Piccoli C, Capitanio N, Biagi PF, et al. Correction: Exposure to 1.8 GHz electromagnetic fields affects morphology, DNA-related Raman spectra and mitochondrial functions in human lympho-monocytes. *PloS one*. 2018;13(6):e0198892.
- Lasalvia M, Scrima R, Perna G, Piccoli C, Capitanio N, Biagi PF, et al. Exposure to 1.8 GHz electromagnetic fields affects morphology, DNA-related Raman spectra and mitochondrial functions in human lympho-monocytes. *PloS one*. 2018;13(2):e0192894.
- Li Y-z, Chen S-h, Zhao K-f, Gui Y, Fang S-x, Xu Y, et al. Effects of electromagnetic radiation on health and immune function of operators. *Zhonghua lao dong wei sheng zhi ye bing za zhi = Zhonghua laodong weisheng zhiyebing zazhi = Chinese journal of industrial hygiene and occupational diseases*. 2013;31(8):602-5.
- Li Y-h, Lu G-b, Shi C-h, Zhang Z, Xu Q. Effects of 2000  $\mu\text{W}/\text{cm}^2$ ; electromagnetic radiation on expression of immunoreactive protein and mRNA of NMDA receptor 2A subunit in rats hippocampus. *Xi bao yu fen zi mian yi xue za zhi = Chinese journal of cellular and molecular immunology*. 2011;27(1):15-8.
- Liburdy RP, Wyant A. Radiofrequency radiation and the immune system. Part 3. In vitro effects on human immunoglobulin and on murine T- and B-lymphocytes. *International journal of radiation biology and related studies in physics, chemistry, and medicine*. 1984;46(1):67-81.
- Lopez-Furelos A, Salas-Sanchez AA, Ares-Pena FJ, Leiro-Vidal JM, Lopez-Martin E. Exposure to radiation from single or combined radio frequencies provokes macrophage dysfunction in the RAW 264.7 cell line. *International journal of radiation biology*. 2018;94(6):607-18.
- Lushnikov KV, Gapeev AB, Sadovnikov VB, Cheremis NK. Effect of extremely high frequency electromagnetic radiation of low intensity on parameters of humoral immunity in healthy mice. *Biofizika*. 2001;46(4):753-60.
- Maes A, Collier M, Slaets D, Verschaeve L. 954 MHz microwaves enhance the mutagenic properties of mitomycin C. *Environmental and molecular mutagenesis*. 1996;28(1):26-30.
- Mazor R, Korenstein-Ilan A, Barbul A, Eshet Y, Shahadi A, Jerby E, et al. Increased levels of numerical chromosome aberrations after in vitro exposure of human peripheral blood lymphocytes to radiofrequency electromagnetic fields for 72 hours. *Radiation research*. 2008;169(1):28-37.
- Millenbaugh NJ, Roth C, Sypniewska R, Chan V, Eggers JS, Kiel JL, et al. Gene expression changes in the skin of rats induced by prolonged 35 GHz millimeter-wave exposure. *Radiation research*. 2008;169(3):288-300.
- Mina D, Sagonas K, Fragopoulou AF, Pafilis P, Skouroliakou A, Margaritis LH, et al. Immune responses of a wall lizard to whole-body exposure to radiofrequency electromagnetic radiation. *International journal of radiation biology*. 2016;92(3):162-8.
- Palumbo R, Brescia F, Capasso D, Sannino A, Sarti M, Capri M, et al. Exposure to 900 MHz radiofrequency radiation induces caspase 3 activation in proliferating human lymphocytes. *Radiation research*. 2008;170(3):327-34.

- Pershin SB, Frenkel ID, Kuz'min SN, Ponomarev IT, Galenchik AI. Immunosuppressive effect of the decimeter-band electromagnetic field. *Zhurnal mikrobiologii, epidemiologii, i immunobiologii*. 1983(6):88-91.
- Popov VI, Bogoliubov VM. Morphological changes in the thyroid and adrenals under the bitemporal action of a UHF electrical field and decimeter waves (experimental research). *Voprosy kurortologii, fizioterapii, i lechebnoi fizicheskoi kultury*. 1990(1):5-9.
- Shandala MG, Vinogradov GI, Rudnev MI, Rudakova SF. Effect of microwave radiation on cellular immunity indices in conditions of chronic exposure. *Radiobiologiya*. 1983;23(4):544-6.
- Szmigielski S. Reaction of the immune system to low-level RF/MW exposures. *The Science of the total environment*. 2013;454-455:393-400.
- Wang B-h, Lu D-q, Jin L-f, Zheng W, Lou J-l, Deng H-p, et al. Influence of 1.8 GHz microwave on DNA damage induced by 4 chemical mutagens. *Zhonghua lao dong wei sheng zhi ye bing za zhi = Zhonghua laodong weisheng zhiyebing zazhi = Chinese journal of industrial hygiene and occupational diseases*. 2005;23(3):163-6.
- Yuan Z-Q, Li F, Wang D-G, Wang Y, Zhang P. Effect of low intensity and very high frequency electromagnetic radiation on occupationally exposed personnel. *Zhonghua lao dong wei sheng zhi ye bing za zhi = Zhonghua laodong weisheng zhiyebing zazhi = Chinese journal of industrial hygiene and occupational diseases*. 2004;22(4):267-9.
- Zhang D-y, Xu Z-p, Chiang H, Lu D-q, Zeng Q-l. Effects of GSM 1800 MHz radiofrequency electromagnetic fields on DNA damage in Chinese hamster lung cells. *Zhonghua yu fang yi xue za zhi [Chinese journal of preventive medicine]*. 2006;40(3):149-52.
- Zhang M-B, He J-L, Jin L-F, Lu D-Q. Study of low-intensity 2450-MHz microwave exposure enhancing the genotoxic effects of mitomycin C using micronucleus test and comet assay in vitro. *Biomedical and environmental sciences : BES*. 2002;15(4):283-90.
- Zhang M, Lu D, He J, Jin L. Effect of low-intensity microwave of on mitomycin C-induced genotoxicity in vitro. *Zhonghua lao dong wei sheng zhi ye bing za zhi = Zhonghua laodong weisheng zhiyebing zazhi = Chinese journal of industrial hygiene and occupational diseases*. 2002;20(4):273-6.
- Zothansiana, Zosangzuali M, Lalramdinpuii M, Jagetia GC. Impact of radiofrequency radiation on DNA damage and antioxidants in peripheral blood lymphocytes of humans residing in the vicinity of mobile phone base stations. *Electromagnetic biology and medicine*. 2017;36(3):295-305.
- Zotti-Martelli L, Peccatori M, Maggini V, Ballardini M, Barale R. Individual responsiveness to induction of micronuclei in human lymphocytes after exposure in vitro to 1800-MHz microwave radiation. *Mutation research*. 2005;582(1-2):42-52.

## **Appendix 6 – Funding Source Bias on Research Outcomes**

Upton Sinclair, noted muckracker and one-time candidate for Governor of California, once stated: “It is difficult to get a man to understand something, when his salary depends upon his not understanding it!” ([https://www.brainyquote.com/quotes/upton\\_sinclair\\_138285](https://www.brainyquote.com/quotes/upton_sinclair_138285)). In a nutshell, this crystallizes the central problem of integrity and credibility of the biomedical literature, especially for topics of commercial, military, and political sensitivity.

There have been many studies addressing how researcher and institutional conflicts-of-interest relate to their published findings. The following article titles reflect only the tip of the iceberg of biased outcomes related to funding sources. Since research manipulations to achieve a predetermined agenda tend not to be advertised (e.g., see section 3.2.2 of Kostoff [2016]), what eventually sees the light of day is truly the very small tip of a very large iceberg. In these sensitive topical areas, *bias may in fact be closer to the norm than to the exception!*

### **Titles of Sample Records**

(to obtain Abstracts, insert titles into Pubmed, or similar search engines, if available)

A matter of influence: graduate medical education and commercial sponsorship. The New England journal of medicine. 1988;318(1):52-4.

AAMC Task Force issues first Financial Conflict of Interest Guidelines, and GAO urges HHS to reexamine financial conflict of interest guidance and regulations for NIH-funded research. Association of American Medical Colleges. U.S. General Accounting Office. Department of Health and Human Services. Journal of investigative medicine : the official publication of the American Federation for Clinical Research. 2002;50(2):82-3.

AAMC Task Force releases recommendations on institutional conflicts of interest. Journal of investigative medicine: the official publication of the American Federation for Clinical Research. 2002;50(6):389-90.

Aaron DG, Siegel MB. Sponsorship of National Health Organizations by Two Major Soda Companies. American journal of preventive medicine. 2017;52(1):20-30.

Abaid LN, Grimes DA, Schulz KF. Reducing publication bias of prospective clinical trials through trial registration. Contraception. 2007;76(5):339-41.

Abaid LN, Grimes DA, Schulz KF. Reducing publication bias through trial registration. Obstetrics and gynecology. 2007;109(6):1434-7.

Abbas EE. Industry-sponsored research in developing countries. Contemporary clinical trials. 2007;28(6):677-83.

Abbas M, Pires D, Peters A, Morel CM, Hurst S, Holmes A, et al. Conflicts of interest in infection prevention and control research: no smoke without fire. A narrative review. Intensive Care Medicine. 2018;44(10):1679-90.

- Abdel-Sattar M, Krauth D, Anglemeyer A, Bero L. The Relationship between Risk of Bias Criteria, Research Outcomes, and Study Sponsorship in a Cohort of Preclinical Thiazolidinedione Animal Studies: A Meta-Analysis. *Evidence-based preclinical medicine*. 2014;1(1):11-20.
- Abdoul H, Perrey C, Tubach F, Amiel P, Durand-Zaleski I, Alberti C. Non-financial conflicts of interest in academic grant evaluation: a qualitative study of multiple stakeholders in France. *PloS one*. 2012;7(4):e35247.
- Abou-Setta AM, Rabbani R, Lix LM, Turgeon AF, Houston BL, Fergusson DA, et al. Can authorship bias be detected in meta-analysis? *Canadian Journal of Anesthesia-Journal Canadien D Anesthesie*. 2019;66(3):287-92.
- Abraham A, Ahn R, Woodbridge A, Madden E, Keyhani S, Korenstein D. What Constitutes an Independent Statistical Analysis? *Journal of General Internal Medicine*. 2018;33(6):786-8.
- Abraham J. On the prohibition of conflicts of interest in pharmaceutical regulation: precautionary limits and permissive challenges. A commentary on Sismondo (66:9, 2008, 1909-14) and O'Donovan and Lexchin. *Social science & medicine (1982)*. 2010;70(5):648-51.
- Abrams P. Editorial comment: Re: Brubaker L. Conflict of interest: what is the role of our professional societies? *Neurourol Urodyn* 2012;31:1217-1218. *Neurourology and urodynamics*. 2012;31(8):1219-20.
- Abrams P. Letter to the editor: conflicts of interest. *Neurourology and urodynamics*. 2008;27(4):359; discussion
- Abramson J, Redberg R. Conflicts of Interest. *The New England journal of medicine*. 2015;373(8):778.
- Abramson J, Starfield B. The effect of conflict of interest on biomedical research and clinical practice guidelines: can we trust the evidence in evidence-based medicine? *The Journal of the American Board of Family Practice*. 2005;18(5):414-8.
- Abratt RP. Who will guard the guards? Medical leadership and conflict of interest in South African healthcare. *South African medical journal = Suid-Afrikaanse tydskrif vir geneeskunde*. 2016;106(2):129.
- Acar F, Seurinck R, Eickhoff SB, Moerkerke B. Assessing robustness against potential publication bias in Activation Likelihood Estimation (ALE) meta-analyses for fMRI. *PloS one*. 2018;13(11):e0208177.
- Achkar E, Richter JE, Talley NJ. American Journal of Gastroenterology conflict of interest policy. *The American journal of gastroenterology*. 2008;103(2):260-1.
- Achkar E, Richter JE, Talley NJ. Conflict of interest policy of the American Journal of Gastroenterology: new and improved. *The American journal of gastroenterology*. 2008;103(2):259.

Achkar E. Conflict of interest policy for medical journals: just a first step. *The American journal of gastroenterology*. 2007;102(6):1145.

Ackerman AB. Reviewer conflicts of interest should be disclosed. *Journal of the American Academy of Dermatology*. 2005;52(3 Pt 1):538; author reply ; discussion -9.

Acquavella J. Conflict of interest: a hazard for epidemiology. *Annals of Epidemiology*. 2019;34:8-11.

Adair SM. Ethics in publishing: ghostwriting, conflicts of interest, and the impact factor. *Pediatric dentistry*. 2006;28(4):309.

Adamczyk A. Extracurricular activities and teens' alcohol use: The role of religious and secular sponsorship. *Social science research*. 2012;41(2):412-24.

Adams Hillard PJ. Conflicts of Interest and Trust in the Journal of Pediatric and Adolescent Gynecology. *Journal of pediatric and adolescent gynecology*. 2019;32(1):1-2.

Adashi EY. Conflict of Interest in Medicine: Plausible Deniability? *The American journal of bioethics : AJOB*. 2017;17(6):30-1.

Addeo A, Weiss GJ, Gyawali B. Association of Industry and Academic Sponsorship With Negative Phase 3 Oncology Trials and Reported Outcomes on Participant Survival: A Pooled Analysis. *JAMA network open*. 2019;2(5):e193684.

Adibi S, Abidi S, Bebermeyer RD. Conflicts of interest in research: is clinical decision-making compromised? An opinion paper. *Texas dental journal*. 2010;127(8):735-41.

Adler G. Does financing researchers and research at university clinics entail a conflict of interests and dependence? *Zeitschrift fur Gastroenterologie*. 1999;Suppl 2:28-32.

Agema WRP, Jukema JW, Zwinderman AH, van der Wall EE. A meta-analysis of the angiotensin-converting enzyme gene polymorphism and restenosis after percutaneous transluminal coronary revascularization: evidence for publication bias. *American heart journal*. 2002;144(5):760-8.

Agich GJ, Forster H. Conflicts of interest and management in managed care. *Cambridge quarterly of healthcare ethics : CQ : the international journal of healthcare ethics committees*. 2000;9(2):189-204.

Agoritsas T, Neumann I, Mendoza C, Guyatt GH. Guideline conflict of interest management and methodology heavily impacts on the strength of recommendations: comparison between two iterations of the American College of Chest Physicians Antithrombotic Guidelines. *Journal of clinical epidemiology*. 2017;81:141-3.

Agra Tunas C, Rujido Freire S, Rodriguez Nunez A. How do residents and medical students regard conflicts of interest in clinics? *Gaceta sanitaria*. 2017;31(5):440-1.

Agrawal D, Haque W. Transparent Disclosure of Conflicts of Interest. *Jama*. 2019;321(17):1728.

Agrawal S. Pharmaceutical industry and sponsorship of delegates for national conferences. *Indian pediatrics*. 2002;39(5):445-8.

Aguilar A. Editors of biomedical journals and the disclosure of their own conflicts of interest. *Archivos argentinos de pediatria*. 2018;116(1):3-4.

Aguilar KM, Hou Q, Miller RM. Impact of Employer-Sponsored Onsite Pharmacy and Condition Management Programs on Medication Adherence. *Journal of managed care & specialty pharmacy*. 2015;21(8):670-7.

Aguilar-Salinas CA, Pascual-Ramos V, Sierra-Madero JG, Loria-Acereto A, Zambrano-Gonzalez E, Kaufer-Horwitz M, et al. III. THE ROLE OF THE RESEARCH ETHICS COMMITTEES IN THE REGULATION OF PHARMA-SPONSORED STUDIES. *Revista de investigacion clinica; organo del Hospital de Enfermedades de la Nutricion*. 2019;71(5):297-305.

Ahlawat A, Narayanaswami P. Financial relationships between neurologists and industry The 2015 Open Payments database. *Neurology*. 2018;90(23):1063-70.

Ahlawat A, Narayanaswami P. Financial relationships between neurologists and industry The 2015 Open Payments database. *Neurology*. 2019;92(21):1006-13.

Ahmadi Nasab Emran S. An intellectual virtue "vaccination" for physician-pharmaceutical industry interactions. *Academic medicine : journal of the Association of American Medical Colleges*. 2015;90(1):30-2.

Ahmed AA, Holliday EB, Fakhreddine M, Yoo SK, Deville C, Jagsi R. Trends in Disclosures of Industry Sponsorship. *International Journal of Radiation Oncology Biology Physics*. 2016;95(4):1093-101.

Ahmed AA, Holliday EB, Fakhreddine M, Yoo SK, Deville C, Jagsi R. Trends in Disclosures of Industry Sponsorship. *International journal of radiation oncology, biology, physics*. 2016;95(4):1093-101.

Ahmed AA, Yoo SK, Mehta S, Holliday EB, Deville C, Vapiwala N, et al. Meaningful and Accurate Disclosure of Conflict of Interest at the ASTRO National Meeting: A Need for Reassessment of Current Policies. *Journal of oncology practice*. 2018;JOP1800121.

Ahmed AA, Yoo SK, Mehta S, Holliday EB, Deville C, Vapiwala N, et al. Meaningful and Accurate Disclosure of Conflict of Interest at the ASTRO National Meeting: A Need for Reassessment of Current Policies. *Journal of Oncology Practice*. 2018;14(11):687-+.

Ahmed I, Sutton AJ, Riley RD. Assessment of publication bias, selection bias, and unavailable data in meta-analyses using individual participant data: a database survey. *BMJ (Clinical research ed)*. 2012;344:d7762.

Ahmer S, Arya P, Anderson D, Faruqui R. Conflict of interest in psychiatry. *Psychiatric Bulletin*. 2005;29(8):302-4.



Ahn R, Woodbridge A, Abraham A, Saba S, Korenstein D, Madden E, et al. Financial ties of principal investigators and randomized controlled trial outcomes: cross sectional study. *BMJ (Clinical research ed)*. 2017;356:i6770.

Ahn R, Woodbridge A, Abraham A, Saba S, Korenstein D, Madden E, et al. Financial ties of principal investigators and randomized controlled trial outcomes: cross sectional study. *Bmj-British Medical Journal*. 2017;356.

Aimah E. Tobacco sponsorship is not inevitable. *Promotion & education*. 2005;Suppl 4:34.

Aitken DG. WHO handling of conflicts of interest. *International journal of occupational and environmental health*. 2003;9(1):91; author reply 2.

Akabayashi A, Slingsby BT, Takimoto Y. Conflict of interest: a Japanese perspective. *Cambridge quarterly of healthcare ethics : CQ : the international journal of healthcare ethics committees*. 2005;14(3):277-80.

Akl EA, El-Hachem P, Abou-Haidar H, Neumann I, Schunemann HJ, Guyatt GH. Considering intellectual, in addition to financial, conflicts of interest proved important in a clinical practice guideline: a descriptive study. *Journal of clinical epidemiology*. 2014;67(11):1222-8.

Akl EA, Karl R, Guyatt GH. Methodologists and context experts disagreed regarding managing conflicts of interest of clinical practice guidelines panels. *Journal of clinical epidemiology*. 2012;65(7):734-9.

Akpinar I, Ohinmaa A, Thording L, Tran DT, Fedorak RN, Richer L, et al. The Costs of Industry-Sponsored Medical Device Clinical Trials in Alberta. *PharmacoEconomics - open*. 2019;3(4):591-7.

Alasbali T, Smith M, Geffen N, Trope GE, Flanagan JG, Jin YP, et al. Discrepancy between Results and Abstract Conclusions in Industry- vs Nonindustry-funded Studies Comparing Topical Prostaglandins. *American Journal of Ophthalmology*. 2009;147(1):33-8.

Al-Badriyeh D, Alameri M, Al-Okka R. Cost-effectiveness research in cancer therapy: a systematic review of literature trends, methods and the influence of funding. *Bmj Open*. 2017;7(1).

Albersheim SG, Golan A. The Physician's Relationship with the Pharmaceutical Industry: Caveat Emptor ... Buyer Beware! *Israel Medical Association Journal*. 2011;13(7):389-93.

Albersheim SG, Golan A. The physician's relationship with the pharmaceutical industry: caveat emptor...buyer beware! *The Israel Medical Association journal : IMAJ*. 2011;13(7):389-93.

Albert HB. Answer to the Letter to the Editor of Benjamin John Floyd Dean et al. entitled "No conflict of interest?" concerning "Antibiotic treatment in patients with chronic low back pain and vertebral bone edema (Modic type 1 changes): a double-blind randomized controlled trial of efficacy" by Albert HB et al., *Eur Spine J* (2013) 22:697-707. *European spine journal : official publication of the European Spine Society, the European Spinal Deformity Society, and the European Section of the Cervical Spine Research Society*. 2013;22(8):1701.

Albert SM, Kim S. Are we doing enough to manage financial conflicts of interest? *Neurology*. 2019;93(10):423-4.

Aldairy Y, Nguyen PL, Jatoi A. Bone pain from granulocyte colony stimulating factor: does clinical trial sponsorship by a pharmaceutical company influence its reporting? *European journal of cancer care*. 2011;20(1):72-6.

Aleksandrova OA, Komolova OA. The conflict of interests and organizational structures in conditions of health care commercialization. *Problemy sotsial'noi gigieny, zdravookhraneniia i istorii meditsiny*. 2019;27(4):384-8.

Alexander GC. Seeding Trials and the Subordination of Science. *Archives of Internal Medicine*. 2011;171(12):1107-8.

Alfonso F, Timmis A, Pinto FJ, Ambrosio G, Ector H, Kulakowski P, et al. Conflict of Interest Policies and Disclosure Requirements Among European Society of Cardiology National Cardiovascular Journals. *Acta Cardiologica Sinica*. 2011;27(4):276-86.

Alfonso F, Timmis A, Pinto FJ, Ambrosio G, Ector H, Kulakowski P, et al. Conflict of interest policies and disclosure requirements among European Society of Cardiology national cardiovascular journals. *Archivos de cardiologia de Mexico*. 2012;82(2):170-80.

Alfonso F, Timmis A, Pinto FJ, Ambrosio G, Ector H, Kulakowski P, et al. Conflict of Interest Policies and Disclosure Requirements among European Society of Cardiology National Cardiovascular Journals. *Arquivos Brasileiros De Cardiologia*. 2012;98(6):471-9.

Alfonso F, Timmis A, Pinto FJ, Ambrosio G, Ector H, Kulakowski P, et al. Conflict of interest policies and disclosure requirements among European Society of Cardiology national cardiovascular journals. *Cardiovascular Therapy and Prevention*. 2012;11(2):4-12.

Alfonso F, Timmis A, Pinto FJ, Ambrosio G, Ector H, Kulakowski P, et al. Conflict of interest policies and disclosure requirements among European Society of Cardiology National Cardiovascular Journals. *Circulation journal : official journal of the Japanese Circulation Society*. 2012;76(7):1542-9.

Alfonso F, Timmis A, Pinto FJ, Ambrosio G, Ector H, Kulakowski P, et al. Conflict of Interest Policies and Disclosure Requirements Among European Society of Cardiology National Cardiovascular Journals. *Circulation Journal*. 2012;76(7):1542-9.

Alfonso F, Timmis A, Pinto FJ, Ambrosio G, Ector H, Kulakowski P, et al. Conflict of interest policies and disclosure requirements among European Society of Cardiology National Cardiovascular Journals. *European Heart Journal*. 2012;33(5):587-94.

Alfonso F, Timmis A, Pinto FJ, Ambrosio G, Ector H, Kulakowski P, et al. Conflict of interest policies and disclosure requirements among European Society of Cardiology National Cardiovascular Journals. *Giornale italiano di cardiologia (2006)*. 2012;13(4):236-43.

Alfonso F, Timmis A, Pinto FJ, Ambrosio G, Ector H, Kulakowski P, et al. Conflict of interest policies and disclosure requirements among European Society of Cardiology National Cardiovascular Journals. *Heart (British Cardiac Society)*. 2012;98(7):e1-7.

Alfonso F, Timmis A, Pinto FJ, Ambrosio G, Ector H, Kulakowski P, et al. Conflict of interest policies and disclosure requirements among European Society of Cardiology national cardiovascular journals. *Heart*. 2012;98(7):E1-E7.

Alfonso F, Timmis A, Pinto FJ, Ambrosio G, Ector H, Kulakowski P, et al. Conflict of interest policies and disclosure requirements among European Society of Cardiology national cardiovascular journals. *Hellenic journal of cardiology : HJC = Hellenike kardiologike epitheorese*. 2012;53(3):179-88.

Alfonso F, Timmis A, Pinto FJ, Ambrosio G, Ector H, Kulakowski P, et al. Conflict of Interest Policies and Disclosure Requirements Among European Society of Cardiology National Cardiovascular Journals. *Hellenic Journal of Cardiology*. 2012;53(3):179-88.

Alfonso F, Timmis A, Pinto FJ, Ambrosio G, Ector H, Kulakowski P, et al. Conflict of Interest Policies and Disclosure Requirements among European Society of Cardiology National Cardiovascular Journals. *Journal Fur Kardiologie*. 2012;19(3-4):77-83.

Alfonso F, Timmis A, Pinto FJ, Ambrosio G, Ector H, Kulakowski P, et al. Conflict of interest policies and disclosure requirements among European Society of Cardiology National Cardiovascular Journals. *Kardiologia Polska*. 2012;70(6):648-57.

Alfonso F, Timmis A, Pinto FJ, Ambrosio G, Ector H, Kulakowski P, et al. Conflict of interest policies and disclosure requirements among European Society of Cardiology National Cardiovascular Journals. *Medical archives (Sarajevo, Bosnia and Herzegovina)*. 2012;66(3):148-54.

Alfonso F, Timmis A, Pinto FJ, Ambrosio G, Ector H, Kulakowski P, et al. Conflict of interest policies and disclosure requirements among European Society of Cardiology National Cardiovascular Journals. *Netherlands heart journal : monthly journal of the Netherlands Society of Cardiology and the Netherlands Heart Foundation*. 2012;20(6):279-87.

Alfonso F, Timmis A, Pinto FJ, Ambrosio G, Ector H, Kulakowski P, et al. Conflict of interest policies and disclosure requirements among European Society of Cardiology national cardiovascular journals. *Netherlands Heart Journal*. 2012;20(6):279-87.

Alfonso F, Timmis A, Pinto FJ, Ambrosio G, Ector H, Kulakowski P, et al. Conflict of interest policies and disclosure requirements among European Society of Cardiology National Cardiovascular Journals. *Revista espanola de cardiologia (English ed)*. 2012;65(5):471-8.

Alfonso F, Timmis A, Pinto FJ, Ambrosio G, Ector H, Kulakowski P, et al. Conflict of Interest Policies and Disclosure Requirements Among European Society of Cardiology National Cardiovascular Journals. *Revista Espanola De Cardiologia*. 2012;65(5):471-8.

Alfonso F, Timmis A, Pinto FJ, Ambrosio G, Ector H, Kulakowski P, et al. Conflict of interest policies and disclosure requirements among European Society of Cardiology National Cardiovascular Journals. *Revista portuguesa de cardiologia : orgao oficial da Sociedade Portuguesa de Cardiologia = Portuguese journal of cardiology : an official journal of the Portuguese Society of Cardiology*. 2012;31(4):329-36.

Alfonso F, Timmis A, Pinto FJ, Ambrosio G, Ector H, Kulakowski P, et al. Conflict of interest policies and disclosure requirements among European Society of Cardiology National Cardiovascular Journals. *Revista Portuguesa De Cardiologia*. 2012;31(4):329-36.

Alfonso F, Timmis A, Pinto FJ, Ambrosio G, Ector H, Kulakowski P, et al. Conflict of interest policies and disclosure requirements among European Society of Cardiology national cardiovascular journals. *Russian Journal of Cardiology*. 2012(2):5-14.

Alfonso F, Timmis A, Pinto FJ, Ambrosio G, Ector H, Kulakowski P, et al. Conflicts of interest and transparency requirements in the National Cardiology Journals of the member countries of the European Society of Cardiology. *Giornale Italiano Di Cardiologia*. 2012;13(4):236-43.

Alfonso F, Timmis A, Pinto FJ, Ambrosio G, Ector H, Kulakowski P, et al. Conflicts of interest policies and disclosure requirements among European Society of Cardiology national cardiovascular journals. *Journal of cardiovascular medicine (Hagerstown, Md)*. 2012;13(6):386-94.

Alfonso F, Timmis A, Pinto FJ, Ambrosio G, Ector H, Kulakowski P, et al. Conflicts of interest policies and disclosure requirements among European Society of Cardiology national cardiovascular journals. *Journal of Cardiovascular Medicine*. 2012;13(6):386-94.

Alhazzani W, Lewis K, Jaeschke R, Rochweg B, Moller MH, Evans L, et al. Conflicts of interest disclosure forms and management in critical care clinical practice guidelines. *Intensive care medicine*. 2018;44(10):1691-8.

Ali M. *Bad Pharma: How Drug Companies Mislead Doctors and Harm Patients*. University of Toronto Medical Journal. 2013;90(4):181-2.

Alinaghi N, Reed WR. Meta-analysis and publication bias: How well does the FAT-PET-PEESE procedure work? *Research synthesis methods*. 2018;9(2):285-311.

Alkhateeb FM, Khanfar NM, Doucette WR, Loudon D. Characteristics of physicians targeted by the pharmaceutical industry to participate in e-detailing. *Health marketing quarterly*. 2009;26(2):98-116.

Allan GM, Kraut R, Crawshay A, Korownyk C, Vandermeer B, Kolber MR. Contributors to primary care guidelines: What are their professions and how many of them have conflicts of interest? *Canadian family physician Medecin de famille canadien*. 2015;61(1):52-8.

Allison DB, Faith MS, Gorman BS. Publication bias in obesity treatment trials? *International journal of obesity and related metabolic disorders : journal of the International Association for the Study of Obesity*. 1996;20(10):931-7.

Allman RL. The relationship between physicians and the pharmaceutical industry: ethical problems with the every-day conflict of interest. *HEC forum : an interdisciplinary journal on hospitals' ethical and legal issues*. 2003;15(2):155-70.

Al-Marzouki S, Roberts I, Evans S, Marshall T. Selective reporting in clinical trials: analysis of trial protocols accepted by *The Lancet*. *Lancet (London, England)*. 2008;372(9634):201.

Almassi B. MEDICAL GHOSTWRITING AND INFORMED CONSENT. *Bioethics*. 2014;28(9):491-9.

Alonso Dos Santos M, Calabuig Moreno F, Sanchez Franco M. Congruence and placement in sponsorship: An eye-tracking application. *Physiology & behavior*. 2019;200:159-65.

Alonso MA. Some biases and limitations present in biomedical literature: Part 1. *Medwave*. 2013;13(3).

Alonso MA. Some biases and limitations present in biomedical literature: Part 2. *Medwave*. 2013;13(4).

Alonso-Arroyo A, Tarazona-Alvarez B, Lucas-Dominguez R, Penarrocha-Oltra D, Vidal-Infer A. The funding sources of implantology research in the period 2008-2017: A bibliometric analysis. *Clinical Implant Dentistry and Related Research*. 2019;21(4):708-14.

Alosaimi FD, Al Kaabba A, Qadi M, Albahlal A, Alabdulkarim Y, Alabduljabbar M, et al. Physicians' attitudes towards interaction with the pharmaceutical industry. *Eastern Mediterranean health journal = La revue de sante de la Mediterranee orientale = al-Majallah al-sihhiyah li-sharq al-mutawassit*. 2015;20(12):812-9.

Alpert JS, Furman S, Smaha L. Conflicts of interest: science, money, and health. *Archives of internal medicine*. 2002;162(6):635-7.

Alpert JS. Conflict of interest in cardiovascular publications. *Cardiology*. 2001;95(2):53-4.

Alpert JS. Doctors and the drug industry: further thoughts for dealing with potential conflicts of interest? *The American journal of medicine*. 2008;121(4):253-5.

Alpert JS. Doctors and the drug industry: how can we handle potential conflicts of interest? *The American journal of medicine*. 2005;118(2):99-100.

Als-Nielsen B, Chen WD, Gluud C, Kjaergard LL. Association of funding and conclusions in randomized drug trials - A reflection of treatment effect or adverse events? *Jama-Journal of the American Medical Association*. 2003;290(7):921-8.

Altisent R, Delgado-Marroquin MT, Astier-Pena MP. Conflicts of interest in the medical profession. *Atencion Primaria*. 2019;51(8):506-11.

Altisent R, Delgado-Marroquin M-T, Astier-Pena M-P. Conflicts of interest in the medical profession. *Atencion primaria*. 2019;51(8):506-11.

Altisent R. Conflicts of interest, an insidious blight on medicine. *Atencion primaria*. 2019;51(8):469-70.

Altwaairgi AK, Booth CM, Hopman WM, Baetz TD. Discordance Between Conclusions Stated in the Abstract and Conclusions in the Article: Analysis of Published Randomized Controlled Trials of Systemic Therapy in Lung Cancer. *Journal of Clinical Oncology*. 2012;30(28):3552-7.

Alvarenga LS, Martins EN. Biopharmaceutical industry-sponsored global clinical trials in emerging countries. *Revista da Associacao Medica Brasileira (1992)*. 2010;56(4):428-33.

Alves EMdO, Tubino P. Conflict of interests in clinical research. *Acta cirurgica brasileira*. 2007;22(5):412-5.

Alves TL, Lexchin J, Mintzes B. Medicines Information and the Regulation of the Promotion of Pharmaceuticals. *Science and Engineering Ethics*. 2019;25(4):1167-92.

AMA report focuses on issues. Conflict of interest. *IMJ Illinois medical journal*. 1988;173(4):267-8.

Amaral MA. Conflicts of interest. *Science (New York, NY)*. 1992;258(5089):1717.

Amber KT, Dhiman G, Goodman KW. Conflict of interest in online point-of-care clinical support websites. *Journal of medical ethics*. 2014;40(8):578-80.

Amer Psychological A. Practice Guidelines Regarding Psychologists' Involvement in Pharmacological Issues. *American Psychologist*. 2011;66(9):835-49.

American Academy of Dermatology Board of D. Position statement on contemporary issues: conflict of interest. *Journal of the American Academy of Dermatology*. 2008;59(6):1005-8.

American Academy of Neurology policy on conflicts of interest. *Ethics and Humanities Subcommittee. Neurology*. 1998;50(2):332-4.

American College of Emergency P. Conflict of interest. *Annals of emergency medicine*. 2008;52(5):590-2.

American College of Emergency P. Conflict of interest. Policy statement. *Annals of emergency medicine*. 2011;58(4):403-5.

American College of Emergency P. Conflicts of interest in biomedical research. *Annals of emergency medicine*. 2009;54(1):142.

American College of Emergency Physicians. Ethics C. Financial conflicts of interest in biomedical research. *Annals of emergency medicine*. 2002;40(5):546-7.

American Dietetic Association - Ethics C. Ethics opinion: conflict of interest disclosure on listservs. *Journal of the American Dietetic Association*. 2006;106(7):1025-6.

American Federation for Clinical Research guidelines for avoiding conflict of interest. *Clinical research*. 1990;38(2):239-40.

American Society for Clinical Pharmacology and Therapeutics, Clinical Pharmacology and Therapeutics' conflict of interest policy. *Clinical pharmacology and therapeutics*. 2007;82(5):496-7.

American Society of Clinical Oncology. American Society of Clinical Oncology: background for update of conflict of interest policy. *Journal of clinical oncology : official journal of the American Society of Clinical Oncology*. 2003;21(12):2387-93.

American Society of Clinical Oncology. American Society of Clinical Oncology: revised conflict of interest policy. *Journal of clinical oncology : official journal of the American Society of Clinical Oncology*. 2003;21(12):2394-6.

American Society of Clinical Oncology. American Society Of Clinical Oncology: revised conflict of interest policy. *Journal of clinical oncology : official journal of the American Society of Clinical Oncology*. 2006;24(3):519-21.

American Society of Clinical Oncology. Modification of Authorship Restrictions for Research Studies in the American Society of Clinical Oncology Conflict of Interest Policy. *Journal of clinical oncology : official journal of the American Society of Clinical Oncology*. 2017;35(7):799-800.

American Society of Clinical Oncology. Revisions of and clarifications to the ASCO conflict of interest policy. *Journal of clinical oncology : official journal of the American Society of Clinical Oncology*. 2006;24(3):517-8.

American Society of Clinical Oncology. The changing landscape of conflict of interest supports further study of American Society of Clinical Oncology authorship restrictions for research studies. *Journal of clinical oncology : official journal of the American Society of Clinical Oncology*. 2014;32(9):867-8.

American Society of Clinical Oncology. The changing landscape of conflict of interest supports further study of ASCO authorship restrictions for research studies. *Journal of oncology practice*. 2014;10(2):149-50.

Ames D, Shah AA, Finucane TE, Bhattacharyya S, Burns A, Flicker L, et al. Is the influence of the pharmaceutical industry on prescribing, research and publication in the field of psychogeriatrics excessive? Introduction. *International Psychogeriatrics*. 2007;19(6):1003-20.

Ames D. For debate: is the influence of the pharmaceutical industry on prescribing, research and publication in the field of psychogeriatrics excessive? *International psychogeriatrics*. 2007;19(6):1003.

Amigo I, Pascual-Garcia A. Conflicts of interest in scientific publishing. *EMBO reports*. 2017;18(12):2081-3.

Amir E, Seruga B, Freedman O, Tannock I. Lapatinib plus paclitaxel as first-line therapy for patients with human epidermal growth factor receptor 2-positive metastatic breast cancer: inappropriate conclusions from a company-sponsored study? *Journal of clinical oncology :*

official journal of the American Society of Clinical Oncology. 2009;27(11):1919; author reply 20-1.

Amiri AR, Kanesalingam K, Cro S, Casey ATH. Does source of funding and conflict of interest influence the outcome and quality of spinal research? *The spine journal : official journal of the North American Spine Society*. 2014;14(2):308-14.

Amos H. A moral quandary for sponsors. Like the family, and the state, sponsorship is an institution. *Health progress (Saint Louis, Mo)*. 1996;77(1):20-2, 42.

Amsden GW. Industry sponsorship in research and publishing: who is really to blame for perceived bias? *The Annals of pharmacotherapy*. 2004;38(4):714-6.

Amsterdam JD, McHenry LB, Jureidini JN. Industry-corrupted psychiatric trials. *Psychiatria Polska*. 2017;51(6):993-1008.

Ancker JS, Flanagan A. A comparison of conflict of interest policies at peer-reviewed journals in different scientific disciplines. *Science and Engineering Ethics*. 2007;13(2):147-57.

Andereggen S, Vischer M, Boutellier R. Honest but broke: The dilemma of universities acting as honest brokers. *Technology in Society*. 2012;34(2):118-26.

Anderson C. Conflict of interest. Black eye for NIH. *Nature*. 1991;350(6314):100-1.

Anderson C. Conflict of interest. Then there were four. *Nature*. 1991;349(6305):95.

Anderson C. Conflict of interest. White House seeks uniform policy. *Science (New York, NY)*. 1993;261(5128):1516.

Anderson C. NSF's proposed conflict-of-interest rules place burden on applicant and institution. *Nature*. 1992;358(6389):700.

Anderson EE, Kraus EM. Re-examining empirical data on conflicts of interest through the lens of personal narratives. *Narrative inquiry in bioethics*. 2011;1(2):91-9.

Anderson EL. Conflict of interest. *Environmental science & technology*. 2007;41(3):665-6.

Anderson GC. Conflict of interest case shakes NIH. *Nature*. 1990;345(6271):99.

Anderson GC. Research ethics: no conflict-of-interest rules. *Nature*. 1990;343(6254):104.

Anderson HR, Atkinson RW, Peacock JL, Sweeting MJ, Marston L. Ambient particulate matter and health effects: publication bias in studies of short-term associations. *Epidemiology (Cambridge, Mass)*. 2005;16(2):155-63.

Anderson J. The ethics of silence: Does conflict of interest explain employee silence? *Healthcare management forum*. 2018;31(2):66-8.

Anderson SF, Kelley K, Maxwell SE. Sample-Size Planning for More Accurate Statistical Power: A Method Adjusting Sample Effect Sizes for Publication Bias and Uncertainty. *Psychological science*. 2017;28(11):1547-62.



Anderson TS, Good CB, Gellad WF. Potential conflicts of interest for academic medical center leaders--reply. *Jama*. 2014;312(5):558-9.

Anderson TS, Huskamp HA, Epstein AJ, Barry CL, Men A, Berndt ER, et al. Antipsychotic prescribing: do conflict of interest policies make a difference? *Medical care*. 2015;53(4):338-45.

Anderson WP, McCallum J. Conflict of interest guidelines for clinical guidelines. *The Medical journal of Australia*. 2012;196(4):245.

Anderton RM. Conflicts of interest. *Texas dental journal*. 2011;128(8):740-1.

Andresen M. Governments' conflict of interest in treating problem gamblers. *CMAJ : Canadian Medical Association journal = journal de l'Association medicale canadienne*. 2006;175(10):1191.

Andresen NS, Olson TS, Krasowski MD. Medical student and medical school teaching faculty perceptions of conflict of interest. *BMC research notes*. 2017;10(1):272.

Andrews JM, Costello SP, Agarwal AK, Bampton P, Beswick L, Connor S, et al. Conflict of interest: real and perceived--a more mature consideration is needed. *Internal medicine journal*. 2016;46(3):377-9.

Andrus JK, Ostroff SM, Kobayashi JM, Horan JM, Fleming DW. Patient-care directives and infection control: the potential conflict of interest during epidemics in long-term care facilities. *American journal of preventive medicine*. 1992;8(4):203-6.

Aneja A, Esquitin R, Shah K, Iyengar R, Nisenbaum R, Melo M, et al. Authors' self-declared financial conflicts of interest do not impact the results of major cardiovascular trials. *Journal of the American College of Cardiology*. 2013;61(11):1137-43.

Angel JE. Industry sponsorship of continuing medical education. *Jama*. 2003;290(9):1149-50; author reply 50.

Angell M, Kassirer J. Conflict of interest. *Epidemiology (Cambridge, Mass)*. 1997;8(6):686-7.

Angell M, Kassirer JP. Editorials and conflicts of interest. *The New England journal of medicine*. 1996;335(14):1055-6.

Angell M, Utiger RD, Wood AJ. Disclosure of authors' conflicts of interest: a follow-up. *The New England journal of medicine*. 2000;342(8):586-7.

Angell M. Academic medical centers and conflicts of interest. *Jama*. 2006;295(24):2848; author reply -9.

Angell M. Industry-sponsored clinical research - A broken system. *Jama-Journal of the American Medical Association*. 2008;300(9):1069-71.

Angell M. Industry-sponsored clinical research: a broken system. *Jama*. 2008;300(9):1069-71.

Angelos P, Murphy TF, Sampson H, Hollings DD, Kshetry V. Informed consent, capitation, and conflicts of interest in clinical trials: views from the field. *Surgery*. 2006;140(5):740-8.

Anglemyer AT, Krauth D, Bero L. Industry sponsorship and publication bias among animal studies evaluating the effects of statins on atherosclerosis and bone outcomes: a meta-analysis. *BMC medical research methodology*. 2015;15:12.

Annane D, Charpentier B. Do I have a conflict of interest? Yes. *Intensive Care Medicine*. 2018;44(10):1741-3.

Annane D, Lerolle N, Meuris S, Sibilla J, Olsen KM. Academic conflict of interest. *Intensive care medicine*. 2019;45(1):13-20.

Anonymous T. Conflicts of Interest in the IRB World. *Narrative inquiry in bioethics*. 2016;6(1):18-20.

Anraku A, Jin YP, Trope GE, Buys YM. Survey of Conflict-of-Interest Disclosure Policies of Ophthalmology Journals. *Ophthalmology*. 2009;116(6):1093-6.

Anraku A, Jin Y-P, Trope GE, Buys YM. Survey of conflict-of-interest disclosure policies of ophthalmology journals. *Ophthalmology*. 2009;116(6):1093-6.

Anselmi KK, Dreher HM, Glasgow MES, Donnelly G. Faculty colleagues in your classroom as doctoral students: is there a conflict of interest? *Nurse educator*. 2010;35(5):213-9.

Anstey A. Our judgement is influenced by conflict of interest. *The British journal of dermatology*. 2018;178(6):1229-32.

Antommara AHM, Bramlage KS. Enrolling Research Participants in Private Practice: Conflicts of Interest, Consistency, Therapeutic Misconception, and Informed Consent. *AMA journal of ethics*. 2015;17(12):1122-6.

Antonelli M, Coopersmith CM. Professional medical societies: do we have any conflict of interest with industry? *Intensive care medicine*. 2018;44(10):1762-4.

Antonelli M, Mercurio G. Reporting, access, and transparency: Better infrastructure of clinical trials. *Critical Care Medicine*. 2009;37(1):S178-S83.

Antonuccio DO, Danton WG, McClanahan TM. Psychology in the prescription era - Building a firewall between marketing and science. *American Psychologist*. 2003;58(12):1028-43.

Antunes JL. Conflicts of interest in medical practice. In: Pickard JD, Akalan N, DiRocco C, Dolenc VV, LoboAntunes J, Mooij JJA, et al., editors. *Advances and Technical Standards in Neurosurgery, Vol 32. Advances and Technical Standards in Neurosurgery*. 322007. p. 25-39.

Apollonio DE, Bero LA. Challenges to generating evidence-informed policy and the role of systematic reviews and (perceived) conflicts of interest. *Journal of communication in healthcare*. 2016;9(2):135-41.

Appelbaum PS, Gold A. Psychiatrists' Relationships with Industry: The Principal-Agent Problem. *Harvard Review of Psychiatry*. 2010;18(5):255-65.

APS comments on proposed financial conflict of interest rules. *The Physiologist*. 2010;53(5):157-8.

Arevalo E, Strassmann JE, Queller DC. CONFLICTS OF INTEREST IN SOCIAL INSECTS: MALE PRODUCTION IN TWO SPECIES OF POLISTES. *Evolution; international journal of organic evolution*. 1998;52(3):797-805.

Arkinson J, Holbrook A, Wiercioch W. Public perceptions of physician - pharmaceutical industry interactions: a systematic review. *Healthcare policy = Politiques de sante*. 2010;5(4):69-89.

Arkininstall WW. Interaction between physicians and the pharmaceutical industry. *CMAJ : Canadian Medical Association journal = journal de l'Association medicale canadienne*. 1995;153(4):398-9.

Arkininstall WW. Physicians and the pharmaceutical industry. *CMAJ : Canadian Medical Association journal = journal de l'Association medicale canadienne*. 1993;148(4):485.

Arkus C. Avoiding conflict of interest can eliminate potential board problems. *Trustee : the journal for hospital governing boards*. 1992;45(3):22-3.

Arlett P. Building an Evidence Base on the Place of Industry-Sponsored Programs in Drug Safety Surveillance. *Drug safety*. 2019;42(5):581-2.

Armijo-Olivo S, Fuentes J, Rogers T, Hartling L, Saltaji H, Cummings GG. How should we evaluate the risk of bias of physical therapy trials?: a psychometric and meta-epidemiological approach towards developing guidelines for the design, conduct, and reporting of RCTs in Physical Therapy (PT) area: a study protocol. *Systematic Reviews*. 2013;2.

Armstrong D. Financial ties to industry cloud major depression study; at issue: whether it's safe for pregnant women to stay on medication; JAMA asks author to explain. *Wall Street journal (Eastern ed)*. 2006:A1, A9.

Arnold D. Improving the disclosure of conflicts of interest in medicine. *Clinical advances in hematology & oncology : H&O*. 2019;17(7):393-4.

Arnold DG. ETHICS AND THE BUSINESS OF BIOMEDICINE Introduction. Arnold DG, editor2009. 1-+ p.

Arnold J, Hofmann L, Rupinkas VR. Company sponsored clinical research--it can be trusted. *Decubitus*. 1989;2(1):22-4.

Arpent'eva MP. CONFLICT OF INTERESTS AS A PROBLEM OF EVIDENCE-BASED MEDICINE. *Klinicheskaja meditsina*. 2016;94(4):300-7.

Arthur W, Austin J, Wayant C, Vassar M. Association of Conflicts of Interest for Public Speakers for the Peripheral and Central Nervous System Drugs Advisory Committee of the US Food and Drug Administration With Their Statements. *JAMA neurology*. 2019;76(3):368-9.

Asgis AJ. DENTIST AND DENTAL PROCESSING-LABORATORY TECHNICIAN: NO "CONFLICT OF INTEREST" IN NEW YORK. *The New York journal of dentistry*. 1965;35:4-5.

Ashack KA, Burton KA, Kilgour JM, Dellavalle RP. Conflicts of interest in dermatology: a medical student and mentor perspective. *The British journal of dermatology*. 2015;173(6):1518-21.

Ashar BH, Miller RG, Getz KJ, Powe NR. Prevalence and determinants of physician participation in conducting pharmaceutical-sponsored clinical trials and lectures. *Journal of general internal medicine*. 2004;19(11):1140-5.

Asher SL, Schears RM, Miller CD. Conflicts of interest in human subjects research: special considerations for academic emergency physicians. *Academic emergency medicine : official journal of the Society for Academic Emergency Medicine*. 2011;18(3):292-6.

Ashmore R, Carver N, Banks D. Mental health nursing students' relationships with the pharmaceutical industry. *Nurse Education Today*. 2007;27(6):551-60.

Assunta M, Chapman S. Industry sponsored youth smoking prevention programme in Malaysia: a case study in duplicity. *Tobacco control*. 2004;13 Suppl 2:ii37-42.

Astaneh B, Khani P. The Frequency of Reporting Ethical Issues in Human Subject Articles Published in Iranian Medical Journals: 2009-2013. *Science and Engineering Ethics*. 2019;25(1):159-70.

Astrup AV. Conflict of interest not only applicable to medicinal products. *Ugeskrift for laeger*. 2011;173(35):2145.

Ataie-Ashtiani B. Declaration of Conflicts of Interest in Networking Era: Raising the Bar. *Science and engineering ethics*. 2016;22(6):1855-7.

Atakpo P, Vassar M. Cumulative meta-analysis by precision as a method to evaluate publication bias. *Journal of dermatological science*. 2016;83(3):251-3.

Atakpo P, Vassar M. Publication bias in dermatology systematic reviews and meta-analyses. *Journal of dermatological science*. 2016;82(2):69-74.

Atal I, Trinquart L, Porcher R, Ravaud P. Differential Globalization of Industry- and Non-Industry-Sponsored Clinical Trials. *PloS one*. 2015;10(12):e0145122.

Atallah AN. Dealing with publication bias. *Sao Paulo medical journal = Revista paulista de medicina*. 1997;115(5):1527-8.

Augusteijn HEM, van Aert RCM, van Assen MALM. The effect of publication bias on the Q test and assessment of heterogeneity. *Psychological methods*. 2019;24(1):116-34.

Austad K, Brendel DH, Brendel RW. FINANCIAL CONFLICTS OF INTEREST AND THE ETHICAL OBLIGATIONS OF MEDICAL SCHOOL FACULTY AND THE PROFESSION. *Perspectives in Biology and Medicine*. 2010;53(4):534-44.

Austad KE, Avorn J, Franklin JM, Kesselheim AS. Physician trainees' interactions with the pharmaceutical industry. *Journal of general internal medicine*. 2013;28(10):1267.

Austad KE, Avorn J, Franklin JM, Kowal MK, Campbell EG, Kesselheim AS. Changing interactions between physician trainees and the pharmaceutical industry: a national survey. *Journal of general internal medicine*. 2013;28(8):1064-71.

Austad KE, Kesselheim AS. Conflict of interest disclosure in early education of medical students. *Jama*. 2011;306(9):991-2.

Auto industry and UAW sponsor health status and cost studies. *Health care strategic management*. 2002;20(5):14.

Avedisova AS, Zaharova KV, Jastrebov DV, Akzhigitov RG, Gudkova AA. The Dialogue or the Conflict of interests between psychiatrists and neurologists: results of a focus group interview. *Zhurnal nevrologii i psikhiatrii imeni SS Korsakova*. 2015;115(10 Pt 2):64-70.

Avery GH. Scientific Misconduct: The Perversion of Scientific Evidence for Policy Advocacy. *World Medical & Health Policy*. 2010;2(4):17-31.

Avoiding conflict of interest: a challenge for leaders in all professions. *Health care food & nutrition focus*. 2005;22(11):9-12.

Awad M. Publication bias in clinical trials. *Journal (Canadian Dental Association)*. 2010;76:a175.

Axler RE, Miller FA, Lehoux P, Lemmens T. The institutional workers of biomedical science: Legitimizing academic entrepreneurship and obscuring conflicts of interest. *Science & public policy*. 2018;45(3):404-15.

Axler RE, Miller FA, Lehoux P, Lemmens T. The institutional workers of biomedical science: Legitimizing academic entrepreneurship and obscuring conflicts of interest. *Science and Public Policy*. 2018;45(3):404-15.

Axtens M. Disclosure of research funds. *Australian family physician*. 1998;27 Suppl 2:S112.

Ayo-Yusuf OA, Olutola BG, Agaku IT. Permissiveness toward tobacco sponsorship undermines tobacco control support in Africa. *Health promotion international*. 2016;31(2):414-22.

Aytug ZG, Rothstein HR, Kern MC, Zhu Z. Is There Social Consensus Regarding Researcher Conflicts of Interest? *Ethics & Behavior*. 2019;29(2):101-40.

Ayyala MS, Skarupski K, Bodurtha JN, Gonzalez-Fernandez M, Ishii LE, Fivush B, et al. Mentorship Is Not Enough: Exploring Sponsorship and Its Role in Career Advancement in Academic Medicine. *Academic medicine : journal of the Association of American Medical Colleges*. 2019;94(1):94-100.

Azagba S, Minaker LM, Hammond D, Manske S. Tobacco industry sponsored advocates have a different interpretation of science: a response to: Even anti-tobacco studies must be held to basic scientific standards. *Cancer causes & control : CCC*. 2015;26(9):1363-4.

Azmand S, Heydari M. Medical Ethics According to Avicenna's Stance: A Synopsis. *Galen Medical Journal*. 2017;6(4):261-7.

Babor T, Miller P, Edwards G. Vested interests, addiction research and public policy. *Addiction*. 2010;105(1):4-5.

Babor TF, Miller PG. McCarthyism, conflict of interest and addiction's new transparency declaration procedures. *Addiction (Abingdon, England)*. 2014;109(3):341-4.

Babor TF, Miller PG. McCarthyism, conflict of interest and Addiction's new transparency declaration procedures. *Addiction*. 2014;109(3):341-4.

Babor TF, Robaina K. Ethical issues related to receiving research funding from the alcohol industry and other commercial interests. *Chapman AR, editor*2012. 139-54 p.

Babor TF. Alcohol research and the alcoholic beverage industry: issues, concerns and conflicts of interest. *Addiction (Abingdon, England)*. 2009;104 Suppl 1:34-47.

Babor TF. Conflict-of-Interest Policies in Addiction Science: The Spirit and Letter of the Law. *Journal of studies on alcohol and drugs*. 2019;80(2):145-8.

Babor TF. Towards a common standard for conflict of interest disclosure. *Addiction (Abingdon, England)*. 2009;104(11):1777-8.

Bachtold D. Drug safety. Conflict-of-interest allegations derail inquiry into antidepressant's 'dark side'. *Science (New York, NY)*. 2003;300(5616):33.

Bachynski KE, Goldberg DS. Time out: NFL conflicts of interest with public health efforts to prevent TBI. *Injury prevention : journal of the International Society for Child and Adolescent Injury Prevention*. 2018;24(3):180-4.

Backlar P. Managed mental health care: conflicts of interest in the provider/client relationship. *Community mental health journal*. 1996;32(2):101-6.

Baerlocher MO, Millward SF, Cardella JF. Conflicts of interest in the development of new interventional medical devices. *Journal of vascular and interventional radiology : JVIR*. 2009;20(3):309-13.

Baerlocher MO, Millward SF, Cardella JF. Conflicts of interest in the development of new interventional medical devices. *Journal of vascular and interventional radiology : JVIR*. 2009;20(7 Suppl):S546-50.

Baethge C. The effect of a conflict of interest disclosure form using closed questions on the number of positive conflicts of interest declared - a controlled study. *Peerj*. 2013;1.

Baethge C. The effect of a conflict of interest disclosure form using closed questions on the number of positive conflicts of interest declared - a controlled study. *PeerJ*. 2013;1:e128.

Baethge C. Transparent Texts. *Deutsches Arzteblatt International*. 2008;105(40):675-9.

Baethge C. Transparent texts: authors of scientific articles often have conflicts of interest. It is important for these to be communicated transparently to the readers. *Deutsches Arzteblatt international*. 2008;105(40):675-9.

Baggish AL, Cole BJ, Gladden LB, Hutchinson MR, Putukian M, Stovitz SD, et al. Team Physician, Team Subspecialist: A Potential Scientific Conflict of Interest? *Medicine and science in sports and exercise*. 2019;51(3):393-4.

Baggs JG, Schmitt MH. Editors and conflict of interest. *Research in nursing & health*. 2003;26(2):87-9.

Bailey CS, Fehlings MG, Rampersaud YR, Hall H, Wai EK, Fisher CG. Industry and evidence-based medicine: Believable or conflicted? A systematic review of the surgical literature. *Canadian Journal of Surgery*. 2011;54(5):321-6.

Baim DS, Donovan A, Smith JJ, Briefs N, Geoffrion R, Feigal D, et al. Medical device development: managing conflicts of interest encountered by physicians. *Catheterization and cardiovascular interventions : official journal of the Society for Cardiac Angiography & Interventions*. 2007;69(5):655-64.

Baird MAH. Regarding 'Informing consent in New Zealand research: researchers' conflict of interest and patient vulnerability'. *The New Zealand medical journal*. 2005;118(1212):U1393.

Baird P. Getting it right: industry sponsorship and medical research. *Canadian Medical Association Journal*. 2003;168(10):1267-9.

Baird P. Getting it right: industry sponsorship and medical research. *CMAJ : Canadian Medical Association journal = journal de l'Association medicale canadienne*. 2003;168(10):1267-9.

Bajpai V, Saraya A. Industry-sponsored clinical research. *The National medical journal of India*. 2011;24(5):300-2.

Baker CB, Johnsrud MT, Crismon ML, Rosenheck R, Woods SW. Quantitative analysis of sponsorship bias in economic studies of antidepressants. *British Journal of Psychiatry*. 2003;183:498-506.

Baker CB, Johnsrud MT, Crismon ML, Rosenheck RA, Woods SW. Quantitative analysis of sponsorship bias in economic studies of antidepressants. *The British journal of psychiatry : the journal of mental science*. 2003;183:498-506.

Baker M. RCGP's reply to medicine and the media article on industry sponsorship. *BMJ (Clinical research ed)*. 2016;355:i6003.

Baker R, Jackson D. Using journal impact factors to correct for the publication bias of medical studies. *Biometrics*. 2006;62(3):785-92.

Baker S. Response to Protocol Review Scenario: Conflicts of interest. *Lab animal*. 2017;46(7):287-8.

Baladia E, Martinez-Rodriguez R. Conflicts of interest in human nutrition and dietetics. *Revista Espanola De Nutricion Humana Y Dietetica*. 2016;20(2):77-9.

Baldwin W. Conference summary. Conflict of interest and its significance in science and medicine. Warsaw, Poland, 5-6 April, 2002. *Science and engineering ethics*. 2002;8(3):469-75.

Balevi B. Industry sponsored research may report more favourable outcomes. *Evidence-based dentistry*. 2011;12(1):5-6.

Baljevic M, Rodriguez del Pozo P. Ethics of medical care for body packers (drug smugglers): untangling a web of fears and conflicts of interest. *Eastern Mediterranean health journal = La revue de sante de la Mediterranee orientale = al-Majallah al-sihhiyah li-sharq al-mutawassit*. 2011;17(7):624-9.

Ball DE, Tisocki K, Herxheimer A. Advertising and disclosure of funding on patient organisation websites: a cross-sectional survey. *BMC public health*. 2006;6:201.

Ball K. Sports sponsorship by cigarette manufacturers. *Lancet (London, England)*. 1978;2(8097):995-6.

Balon R. Dapoxetine debate and conflict of interest. *The journal of sexual medicine*. 2009;6(5):1491.

Banks D. Pharmacists, pharmaceutical manufacturers, and conflicts of interest. *American journal of health-system pharmacy : AJHP : official journal of the American Society of Health-System Pharmacists*. 2005;62(17):1827-32.

Banks GC, Kepes S, McDaniel MA. PUBLICATION BIAS Understanding the Myths Concerning Threats to the Advancement of Science. Lance CE, Vandenberg RJ, editors 2015. 36-64 p.

Bantel C, Laycock HC. Between evidence and commerce - the case of sufentanil sublingual tablet systems. *Anaesthesia*. 2018;73(2):143-7.

Barao VAR, Shyamsunder N, Yuan JCC, Knoernschild KL, Assuncao WG, Sukotjo C. Trends in Funding, Internationalization, and Types of Study for Original Articles Published in Five Implant-Related Journals Between 2005 and 2009. *International Journal of Oral & Maxillofacial Implants*. 2012;27(1):69-76.

Barbadoro P, Frascarello M, Fanesi M, Prospero E, D'Errico MM. Focus on the activity of local ethic committees in Italy. *Epidemiology Biostatistics and Public Health*. 2008;5(2):149-53.

Barbieri M, Drummond MF. Conflict of interest in industry-sponsored economic evaluations: real or imagined? *Current oncology reports*. 2001;3(5):410-3.

Barbour V, Clark J, Peiperl L, Veitch E, Wong M, Yamey G. Making Sense of Non-Financial Competing Interests. *Plos Medicine*. 2008;5(9):1299-301.

Barbour V, Cohen B, Yamey G, Editors PLM. How does PLoS medicine manage competing interests? *Plos Medicine*. 2005;2(3):171-2.



Barbui C, Cipriani A. Publication bias in systematic reviews. *Archives of general psychiatry*. 2007;64(7):868.

Barcat JA, Del Bosco CG. Conflict of Interest. *Medicina*. 2003;63(1):87-9.

Barden J, Derry S, McQuay HJ, Moore RA. Bias from industry trial funding? A framework, a suggested approach, and a negative result. *Pain*. 2006;121(3):207-18.

Bardosh K, Waiswa C, Welburn SC. Conflict of interest: use of pyrethroids and amidines against tsetse and ticks in zoonotic sleeping sickness endemic areas of Uganda. *Parasites & vectors*. 2013;6:204.

Barea-Mendoza JA, Cortes-Puch I, Chico-Fernandez M. Conflicts of interest in the new consensus based definition of sepsis and septic shock (sepsis-3). *Medicina intensiva*. 2017;41(1):60-1.

Bariani GM, de Celis Ferrari ACR, Hoff PM, Krzyzanowska MK, Riechelmann RP. Self-reported conflicts of interest of authors, trial sponsorship, and the interpretation of editorials and related phase III trials in oncology. *Journal of clinical oncology : official journal of the American Society of Clinical Oncology*. 2013;31(18):2289-95.

Bariani GM, Ferrari A, Hoff PM, Krzyzanowska MK, Riechelmann RP. Self-Reported Conflicts of Interest of Authors, Trial Sponsorship, and the Interpretation of Editorials and Related Phase III Trials in Oncology. *Journal of Clinical Oncology*. 2013;31(18):2289-95.

Barlas S. Drug Companies and Physicians Push For Tighter P&T Committee Standards: Changes to NAIC Model Act Would Restrict Formularies, Too. *P & T : a peer-reviewed journal for formulary management*. 2016;41(4):206-60.

Barlas S. Proposed Changes in Medicare Hospital Payments Would Affect Pharmacy and Beyond: Drug Companies Push to Rein in 340B Discount Drugs. *P & T : a peer-reviewed journal for formulary management*. 2013;38(9):497.

Barnes B. Financial Conflicts of Interest in Continuing Medical Education: Implications and Accountability. *Jama*. 2017;317(17):1741-2.

Barnes DE, Bero LA. Industry-funded research and conflict of interest: an analysis of research sponsored by the tobacco industry through the Center for Indoor Air Research. *Journal of health politics, policy and law*. 1996;21(3):515-42.

Barnes DE, Bero LA. Why review articles on the health effects of passive smoking reach different conclusions. *Jama-Journal of the American Medical Association*. 1998;279(19):1566-70.

Barnes M, Florencio PS. Financial conflicts of interest in human subjects research: The problem of institutional conflicts. *Journal of Law Medicine & Ethics*. 2002;30(3):390-402.

Barnes M, Florencio PS. Financial conflicts of interest in human subjects research: the problem of institutional conflicts. *The Journal of law, medicine & ethics : a journal of the American Society of Law, Medicine & Ethics*. 2002;30(3):390-402.

Barnes M, Gallin K. HHS draft guidance on financial conflicts of interest. *Irb*. 2003;25(5):15-6.

Barnes R. Unacceptable conflicts of interest. *British journal of anaesthesia*. 2018;121(5):1183.

Barnes RK. Winds of change: growing demands for transparency in the relationship between doctors and the pharmaceutical industry. *The Medical journal of Australia*. 2010;192(5):294-5.

Barnes RL, Glantz SA. Endotoxins in tobacco smoke: Shifting tobacco industry positions. *Nicotine & Tobacco Research*. 2007;9(10):995-1004.

Barnes RL, Hammond SK, Glantz SA. The tobacco industry's role in the 16 cities study of secondhand tobacco smoke: Do the data support the stated conclusions? *Environmental Health Perspectives*. 2006;114(12):1890-7.

Barnoya J, Nestle M. ~~RETRACTED~~: The food industry and conflicts of interest in nutrition research: A Latin American perspective. *Journal of public health policy*. 2015.

Barnoya J, Nestle M. ~~RETRACTED~~: The food industry and conflicts of interest in nutrition research: A Latin American perspective. *Journal of public health policy*. 2016;37(4):552-9.

Barnoya J, Nestle M. ~~RETRACTION: RETRACTED ARTICLE~~: The food industry and conflicts of interest in nutrition research: A Latin American perspective. *Journal of public health policy*. 2016;37(4):1.

Barquera S, Garcia-Chavez CG, Navarro-Rosenblatt D, Uauy R, Perez-Escamilla R, Martorell R, et al. Position of the Latin American Society of Nutrition (SLAN) on the management of conflict of interest. *Salud Publica De Mexico*. 2018;60(5):592-7.

Barrett RM, Kellogg N. Conflict of interest and means of reducing cost for health services. *Nursing homes*. 1974;23(4):6-7, 12.

Barrios C, Alfonso J, Lloris JM, Hevia E, Burgos J. Analysis of the conflicts of interest disclosed by the program reviewers of the scoliosis research society (SRS) congresses, 2010-2014. *PloS one*. 2018;13(10):e0204993.

Barros JA. Marketing strategies of the pharmaceutical industry and the consumption of drugs. *Revista de saude publica*. 1983;17(5):377-86.

Barry MJ, Chan E, Moulton B, Sah S, Simmons MB, Braddock C. Disclosing conflicts of interest in patient decision aids. *BMC medical informatics and decision making*. 2013;13 Suppl 2:S3.

Bartels R, Delye H, Boogaarts J. Financial disclosures of authors involved in spine research: an underestimated source of bias. *European Spine Journal*. 2012;21(7):1229-33.

Barton D, Stossel T, Stell L. After 20 years, industry critics bury skeptics, despite empirical vacuum. *International Journal of Clinical Practice*. 2014;68(6):666-73.

Barton L. Ethics, profit and patients: when pharmaceutical companies sponsor medical meetings. *Journal of hospital marketing*. 1993;8(1):71-82.

Barton S, Peckitt C, Sclafani F, Cunningham D, Chau I. The influence of industry sponsorship on the reporting of subgroup analyses within phase III randomised controlled trials in gastrointestinal oncology. *European journal of cancer (Oxford, England : 1990)*. 2015;51(18):2732-9.

Basch EM, Bonfiglio MF. Pharmaceutical manufacturer sponsorship and drug information. *Archives of internal medicine*. 2001;161(21):2625-6.

Bascom CC. Suppressing times. Negative Controls on Cell Growth: a UCLA symposium, sponsored by ICI Pharmaceuticals and Smith Kline and French, Taos, NM, USA, March 3-9, 1990. *The New biologist*. 1990;2(6):523-6.

Baselga J. Failure to Accurately Disclose Conflicts of Interest in Article Published in JAMA Otolaryngology-Head & Neck Surgery. *JAMA otolaryngology-- head & neck surgery*. 2019;145(1):95-6.

Baselga J. Failure to Accurately Disclose Conflicts of Interest in Articles Published in JAMA Oncology. *JAMA oncology*. 2019;5(1):118-9.

Baselga J. Failure to Disclose Conflict of Interest in Article Published in JAMA on Detection of Cancer-Related Genes. *Jama*. 2018;320(22):2380.

Basheer S. The Invention of an Investment Incentive for Pharmaceutical Innovation. *Journal of World Intellectual Property*. 2012;15(5-6):305-64.

Bashir R, Bourgeois FT, Dunn AG. A systematic review of the processes used to link clinical trial registrations to their published results. *Systematic Reviews*. 2017;6.

Baskin PK, Knopman DS, Gross RA. Conflicts of interest, authorship, and disclosures in industry-related scientific publications. *Mayo Clinic proceedings*. 2010;85(2):196-7; author 201-4.

Bass C, Gregorio J. Conflicts of interest for physicians treating egg donors. *The virtual mentor : VM*. 2014;16(10):822-6.

Bassler D, Mueller KF, Briel M, Kleijnen J, Marusic A, Wager E, et al. Bias in dissemination of clinical research findings: structured OPEN framework of what, who and why, based on literature review and expert consensus. *Bmj Open*. 2016;6(1).

Basulaiman B, Awan A, Hilton JF, Clemons M. Conflict of interest: "Be rigorous in judging ourselves and gracious in judging others". *Current oncology (Toronto, Ont)*. 2018;25(6):355-7.

Bates C. Tobacco sponsorship of sport. *British journal of sports medicine*. 1999;33(5):299-300.

Bates JHT, Wagner PD. It's in our interests not to be in conflict-of interest, that is. *Journal of applied physiology* (Bethesda, Md : 1985). 2016;121(4):829-30.

Batham A, Gupta MA, Rastogi P, Garg S, Sreenivas V, Puliyeel JM. Calculating prevalence of hepatitis B in India: using population weights to look for publication bias in conventional meta-analysis. *Indian journal of pediatrics*. 2009;76(12):1247-57.

Batt S. Health Advocacy, Inc.: How Pharmaceutical Funding Changed the Breast Cancer Movement 2017. 1-383 p.

Battisti WP, Wager E, Baltzer L, Bridges D, Cairns A, Carswell CI, et al. Good Publication Practice for Communicating Company-Sponsored Medical Research: GPP3. *Annals of internal medicine*. 2015;163(6):461-4.

Bauchner H, Fontanarosa B, Flanagin A. Conflicts of Interests, Authors, and Journals New Challenges for a Persistent Problem. *Jama-Journal of the American Medical Association*. 2018;320(22):2315-8.

Bauchner H, Fontanarosa PB, Flanagin A. Conflicts of Interests, Authors, and Journals: New Challenges for a Persistent Problem. *Jama*. 2018;320(22):2315-8.

Bauchner H. Transparent Disclosure of Conflicts Of Interest-Reply. *Jama*. 2019;321(17):1728-9.

Baudart M, Ravaud P, Baron G, Dechartres A, Haneef R, Boutron I. Public availability of results of observational studies evaluating an intervention registered at ClinicalTrials.gov. *Bmc Medicine*. 2016;14.

Bauer MS. Evidence-based promotion - Reply. *American Journal of Psychiatry*. 2004;161(10):1929-.

Baumann MH, Lewis SZ, Gutterman D, American College of Chest P. ACCP evidence-based guideline development: a successful and transparent approach addressing conflict of interest, funding, and patient-centered recommendations. *Chest*. 2007;132(3):1015-24.

Baur X, Budnik LT, Ruff K, Egilman DS, Lemen RA, Soskolne CL. Ethics, morality, and conflicting interests: how questionable professional integrity in some scientists supports global corporate influence in public health. *International Journal of Occupational and Environmental Health*. 2015;21(2):172-5.

Baur X, Soskolne CL, Bero LA. How can the integrity of occupational and environmental health research be maintained in the presence of conflicting interests? *Environmental Health*. 2019;18(1).

Bax L, Moons KG. Beyond publication bias. *Journal of clinical epidemiology*. 2011;64(5):459-62.

Baylis MR. John Bell's conflict of interest. *BMJ (Clinical research ed)*. 2012;345:e7701.

Bayon Rueda A. The role of the Sociedad Espanola de Medicina Familiar y Comunitaria in the family physician/pharmaceutical industry relation. *Atencion primaria*. 1997;20(6):339-40.

Bazelier M, de Boer A, de Vries F. Acid suppressants and hip fracture: duplicate publication bias? *Bone*. 2011;49(4):920; author reply 1.

Beal K, Dean J, Chen J, Dragaon E, Saulino A, Collard CD. Budget negotiation for industry-sponsored clinical trials. *Anesthesia and analgesia*. 2004;99(1):173-6.

Bean S. Pragmatic and proportional analysis of conflict of interest. *The American journal of bioethics : AJOB*. 2011;11(1):39-40.

Beary JF, 3rd. Pharmaceutical marketing has real and proven value. Characteristics of materials distributed by drug companies: four points of view. *Journal of general internal medicine*. 1996;11(10):635-6.

Beasley A, Amir LH. Policy on infant formula industry funding, support or sponsorship of articles submitted for publication. *International breastfeeding journal*. 2007;2:5.

Beaufils P. Disclosure of interest or conflict of interest? *Orthopaedics & traumatology, surgery & research : OTSR*. 2012;98(4):367-8.

Beca J, Chan KKW. Cost-effectiveness of pazopanib: an example of improved transparency and accessibility of industry-sponsored economic evaluations through publication in peer-reviewed journals. *Current oncology (Toronto, Ont)*. 2016;23(4):e327-9.

Becker C. Exempla board opposes deal. Sponsorship-change deal hits a bump on religious and financial grounds. *Modern healthcare*. 2007;37(43):8-9.

Becker C. GPOs do some explaining. Concerned about conflicts of interest, a Senate judiciary committee gives GPOs 90 days to create a code of conduct. *Modern healthcare*. 2002;32(18):6-7, 16, 1.

Becker JE, Krumholz HM, Ben-Josef G, Ross JS. Reporting of Results in ClinicalTrials.gov and High-Impact Journals. *Jama-Journal of the American Medical Association*. 2014;311(10):1063-5.

Becker S. Tax-exemption for hospital sponsored professional corporations. *Bender's health care law monthly*. 1997:5-8.

Becker-Bruser W. Research in the pharmaceutical industry cannot be objective. *Zeitschrift Fur Evidenz Fortbildung Und Qualitaet Im Gesundheitswesen*. 2010;104(3):183-9.

Beerstecher HJ. Sick certification by general practitioners is an unethical conflict of interest. *BMJ (Clinical research ed)*. 2018;363:k4757.

Beg MM. Globalization of the pharmaceutical industry: the physician's role in evaluating drug safety. *Journal of clinical pharmacology*. 1990;30(11):994-6.

Begg CB, Berlin JA. Publication bias and dissemination of clinical research. *Journal of the National Cancer Institute*. 1989;81(2):107-15.

Begg CB, Mazumdar M. Operating characteristics of a rank correlation test for publication bias. *Biometrics*. 1994;50(4):1088-101.

Begg CB. A comparison of methods to detect publication bias in meta-analysis by P. Macaskill, S. D. Walter and L. Irwig, *Statistics in Medicine*, 2001; 20:641-654. *Statistics in medicine*. 2002;21(12):1803; author reply 4.

Behdarvand B, Karanges EA, Bero L. Pharmaceutical industry funding of events for healthcare professionals on non-vitamin K oral anticoagulants in Australia: an observational study. *BMJ open*. 2019;9(8):e030253.

Beijer HA. BPW introduces sponsorship. *Tijdschrift voor diergeneeskunde*. 2009;134(4):179.

Beisgen BA, Snyder AA, Gotaskie VA. 1848-1998. Turning old into gold: anniversary marketing and corporate sponsorship opportunities. *Journal (Association for Healthcare Philanthropy (US))*. 1999:30-3.

Bekelman JE, Gross CP, Li Y. Effect of industry sponsorship on the results of biomedical research - Reply. *Jama-Journal of the American Medical Association*. 2003;289(19):2503-.

Bekelman JE, Li Y, Gross CP. Scope and impact of financial conflicts of interest in biomedical research - A systematic review. *Jama-Journal of the American Medical Association*. 2003;289(4):454-65.

Bekelman JE, Li Y, Gross CP. Scope and impact of financial conflicts of interest in biomedical research: a systematic review. *Jama*. 2003;289(4):454-65.

Belisle-Pipon J-C, Ringuette L, Cloutier A-I, Doudenkova V, Williams-Jones B. Conflicts of interest and the (in)dependence of experts advising government on immunization policies. *Vaccine*. 2018;36(49):7439-44.

Bell CM, Urbach DR, Ray JG, Bayoumi A, Rosen AB, Greenberg D, et al. Bias in published cost effectiveness studies: systematic review. *British Medical Journal*. 2006;332(7543):699-701.

Bell D. Is early withdrawal of treatment after brain injury an inherent conflict of interest? *Anaesthesia*. 2012;67(12):1405-6; author reply 6-7.

Bell MDD. Early identification of the potential organ donor: fundamental role of intensive care or conflict of interest? *Intensive care medicine*. 2010;36(9):1451-3.

Bellandi D. Sizing up systems. Catholic consolidations, such as Ascension Health, create industry giants and take on multiple religious sponsors. *Modern healthcare*. 1999;29(44):38-40, 2.

Bellatti A. The Academy of Nutrition and Dietetics, corporate sponsorship and the alternative: dietitians for professional integrity. *British journal of sports medicine*. 2019;53(16):986.

Bellin M, McCarthy S, Drevlow L, Pierach C. Medical students' exposure to pharmaceutical industry marketing: a survey at one U.S. medical school. *Academic medicine : journal of the Association of American Medical Colleges*. 2004;79(11):1041-5.

Bellows CF, Shadduck PP, Helton WS, Fitzgibbons RJ. The design of an industry-sponsored randomized controlled trial to compare synthetic mesh versus biologic mesh for inguinal hernia repair. *Hernia : the journal of hernias and abdominal wall surgery*. 2011;15(3):325-32.

Belt O, Stamatakis K, Ayers AJ, Fryer VA, Jernigan DH, Siegel M. Vested interests in addiction research and policy. Alcohol brand sponsorship of events, organizations and causes in the United States, 2010-2013. *Addiction (Abingdon, England)*. 2014;109(12):1977-85.

Belyalov FI. Drugs efficiency and safety: the role of pharmaceutical industry. *Rational Pharmacotherapy in Cardiology*. 2015;11(4):420-5.

Benbadis SR, Faught RE, Sirven J, Slater JD, Sperling MR, Hirsch LJ. The pervasive influence of conflicts of interest: a personal perspective. *Neurology*. 2010;75(22):2045-6.

Bendtsen C. Prediction of human major histocompatibility complex class II binding peptides: a frequent case of publication bias? *Artificial intelligence in medicine*. 2012;55(3):209.

Benkert K. The physician in the pharmaceutical industry. *Fortschritte der Medizin*. 1987;105(25):480-2.

Benkimoun P. Plan to force drug companies in France to reveal payments to doctors has been diluted, campaigners say. *BMJ (Clinical research ed)*. 2012;345:e8405.

Bennett C, Jankowski J, Moayyedi P, International BADCATaBOBCATc. Response to Feuerstein J et al. "Systematic Analysis and Critical Appraisal of the Quality of the Scientific Evidence and Conflicts of Interest in Practice Guidelines (2005-2013) for Barrett's Esophagus". doi:10.1007/s10620-016-4222-2. *Digestive diseases and sciences*. 2016;61(11):3369-71.

Bennett CL, Lai SY, Henke M, Barnato SE, Armitage JO, Sartor O. Association Between Pharmaceutical Support and Basic Science Research on Erythropoiesis-Stimulating Agents. *Archives of Internal Medicine*. 2010;170(16):1490-8.

Bennett CL, Lane JD. Relationship of Industry Sponsorship to Results of Cost-Effectiveness Analyses of Drugs Used in Breast Cancer Treatment--Reply. *JAMA oncology*. 2016;2(4):549.

Bennett DA, Latham NK, Stretton C, Anderson CS. Capture-recapture is a potentially useful method for assessing publication bias. *Journal of clinical epidemiology*. 2004;57(4):349-57.

Bennett J. Institutional Conflict of Interest. *JAMA ophthalmology*. 2016;134(11):1334-5.

Bennett JR, Maloney R, Possingham HP. Biodiversity gains from efficient use of private sponsorship for flagship species conservation. *Proceedings Biological sciences*. 2015;282(1805).

Bennett RG. Conflicts of interest for physician owners of private equity-owned medical practices. *Journal of the American Academy of Dermatology*. 2020;82(1):e35.

Benninger MS. Conflict of interest in peer-reviewed journals. *Otolaryngology--head and neck surgery : official journal of American Academy of Otolaryngology-Head and Neck Surgery*. 2001;125(4):285-7.

- Benninger-Doring G, Boos J. Non-commercial clinical trials--who will be the legal sponsor? Sponsorship of investigator-initiated clinical trials according to the German Drug Law. *Bundesgesundheitsblatt, Gesundheitsforschung, Gesundheitsschutz*. 2006;49(7):675-80.
- Ben-Shlomo Y, Smith GD. "Place of publication" bias? *BMJ (Clinical research ed)*. 1994;309(6949):274.
- Benson A. Firm-sponsored general education and mobility frictions: evidence from hospital sponsorship of nursing schools and faculty. *Journal of health economics*. 2013;32(1):149-59.
- Benzodiazepines 1980: update. A symposium sponsored by the Departments of Pharmacy and Psychiatry Service, Veterans Administration Medical Center, Cincinnati, and held at the University of Cincinnati College of Medicine, April 14, 1980. *Psychosomatics*. 1980;21(Suppl):1-32.
- Beran RG. Conflict of interests--criticising the critics. *Medicine and law*. 2009;28(3):557-63.
- Beran RG. Legal and ethical obligations to conduct a clinical drug trial in Australia as an investigator initiated and sponsored study for an overseas pharmaceutical company. *Medicine and law*. 2004;23(4):913-24.
- Bercovitch L. Counterpoint: Should dermatology residents accept educational support sponsored or funded by pharmaceutical companies? *Journal of the American Academy of Dermatology*. 2013;68(5):866-7.
- Berde B. Physicians as employees of the pharmaceutical industry. *European journal of clinical pharmacology*. 1985;28(4):363-5.
- Berendt L, Callreus T, Petersen LG, Bach KF, Poulsen HE, Dalhoff K. From protocol to published report: a study of consistency in the reporting of academic drug trials. *Trials*. 2016;17.
- Berenson RA. Capitation and conflict of interest. *Health affairs (Project Hope)*. 1986;5(1):141-6.
- Bergenholtz C, MacAulay SC, Kolympiris C, Seim I. Transparency on scientific instruments. *Embo Reports*. 2018;19(6).
- Berger JT. Pharmaceutical industry influences on physician prescribing: gifts, quasi-gifts, and patient-directed gifts. *The American journal of bioethics : AJOB*. 2003;3(3):56-7.
- Berger VW. Conflicts of Interest, Selective Inertia, and Research Malpractice in Randomized Clinical Trials: An Unholy Trinity. *Science and engineering ethics*. 2015;21(4):857-74.
- Berger ZD. Guidelines and conflicts of interest. *Annals of internal medicine*. 2010;153(6):421; author reply 2.
- Bergman A, Becher G, Blumberg B, Bjerregaard P, Bornman R, Brandt I, et al. Manufacturing doubt about endocrine disrupter science--A rebuttal of industry-sponsored critical comments on the UNEP/WHO report "State of the Science of Endocrine Disrupting Chemicals 2012". *Regulatory toxicology and pharmacology : RTP*. 2015;73(3):1007-17.



Bergoets M, Pieters G. Disclosure of conflicts of interest in the Tijdschrift voor Psychiatrie. Tijdschrift voor psychiatrie. 2009;51(12):893-7.

Berk PD, Scanlan BD. Identifying potential conflicts of interest commercially sponsored research: establishing a policy for acceptable standards of disclosure. Seminars in liver disease. 1999;19(3):i-ii.

Berkowitz P. After slow start, project to channel drug company funds to universities builds steam. CMAJ : Canadian Medical Association journal = journal de l'Association medicale canadienne. 1996;155(3):318-20.

Berkwits M. Commentary: health-industry advertising in medical journals: conflict of interest or much ado about nothing? The Journal of law, medicine & ethics : a journal of the American Society of Law, Medicine & Ethics. 1999;27(2):122-5.

Berle D. 'Just think positive': We can all work to address the publication bias issue. The Australian and New Zealand journal of psychiatry. 2017;51(5):536.

Berlin JA. Will publication bias vanish in the age of online journals? The Online journal of current clinical trials. 1992;Doc No 12:[1337 words; 10 paragraphs].

Berman JL. Physicians and the pharmaceutical industry. Annals of internal medicine. 1990;113(11):900.

Bernal-Delgado E, Fisher ES. Abstracts in high profile journals often fail to report harm. BMC Medical Research Methodology. 2008;8.

Bernardo M, Martin-Carrasco M. Conflict of interest in Psychiatry. Revista De Psiquiatria Y Salud Mental. 2019;12(4):201-6.

Bernards R. When a conflict of interest is not a conflict. Nature. 2019;568(7753):458.

Bernat JL, Goldstein ML, Ringel SP. Conflicts of interest in neurology. Neurology. 1998;50(2):327-31.

Bernat JL, Swash M. Relationships between neurologists and industry. Neurology. 2018;90(23):1047-8.

Berns JS, Glickman A, McCoy MS. Dialysis-Facility Joint-Venture Ownership - Hidden Conflicts of Interest. The New England journal of medicine. 2018;379(14):1295-7.

Bernstein JRH, Maliha G, Ahn J, Bernstein J. Levels of Influence: Habituation and the Prevalence of Declared Conflicts of Interest. The Journal of bone and joint surgery American volume. 2016;98(22):e99.

Bernstein M. Conflict of interest: it is ethical for an investigator to also be the primary care-giver in a clinical trial. Journal of neuro-oncology. 2003;63(2):107-8.

- Bero L, Anglemyer A, Vesterinen H, Krauth D. The relationship between study sponsorship, risks of bias, and research outcomes in atrazine exposure studies conducted in non-human animals: Systematic review and meta-analysis. *Environment international*. 2016;92-93:597-604.
- Bero L, Grundy Q. Conflicts of Interest in Nutrition Research. *Jama*. 2018;320(1):93-4.
- Bero L, Oostvogel F, Bacchetti P, Lee K. Factors associated with findings of published trials of drug-drug comparisons: Why some statins appear more efficacious than others. *Plos Medicine*. 2007;4(6):1001-10.
- Bero L. "Experimental" institutional models for corporate funding of academic research: Unknown effects on the research enterprise. *Journal of Clinical Epidemiology*. 2008;61(7):629-33.
- Bero L. Addressing Bias and Conflict of Interest Among Biomedical Researchers. *Jama*. 2017;317(17):1723-4.
- Bero L. Bias related to funding source in statin trials. *Bmj-British Medical Journal*. 2014;349.
- Bero L. Industry Sponsorship and Research Outcome A Cochrane Review. *Jama Internal Medicine*. 2013;173(7):580-1.
- Bero L. Industry sponsorship and research outcome: a Cochrane review. *JAMA internal medicine*. 2013;173(7):580-1.
- Bero L. Shall we ban industrial funds for research? *Epidemiologia & Prevenzione*. 2007;31(4):171-4.
- Bero L. Ten tips for spotting industry involvement in science policy. *Tobacco Control*. 2019;28(1):1-2.
- Bero LA, Glantz S, Hong MK. The limits of competing interest disclosures. *Tobacco Control*. 2005;14(2):118-26.
- Bero LA, Glantz SA, Rennie D. Publication bias and public health policy on environmental tobacco smoke. *Jama*. 1994;272(2):133-6.
- Bero LA, Grundy Q. Not All Influences on Science Are Conflicts of Interest. *American journal of public health*. 2018;108(5):632-3.
- Bero LA, Grundy Q. Why Having a (Nonfinancial) Interest Is Not a Conflict of Interest. *Plos Biology*. 2016;14(12).
- Bero LA, Grundy Q. Why Having a (Nonfinancial) Interest Is Not a Conflict of Interest. *PLoS biology*. 2016;14(12):e2001221.
- Bero LA. Accepting commercial sponsorship. Disclosure helps--but is not a panacea. *BMJ (Clinical research ed)*. 1999;319(7211):653-4.
- Bero LA. Clinical trial registration at tobacco control. *Tobacco Control*. 2006;15(6):417-8.

- Bero LA. Managing financial conflicts of interest in research. *The Journal of the American College of Dentists*. 2005;72(2):4-9.
- Bero LA. Tobacco industry manipulation of research. *Public Health Reports*. 2005;120(2):200-8.
- Berry NS. Did we do good? NGOs, conflicts of interest and the evaluation of short-term medical missions in Solola, Guatemala. *Social science & medicine (1982)*. 2014;120:344-51.
- BeSaw L. Conflicts of interest. *Texas medicine*. 1997;93(5):38-41.
- Besley JC, McCright AM, Zahry NR, Elliott KC, Kaminski NE, Martin JD. Perceived conflict of interest in health science partnerships. *PloS one*. 2017;12(4):e0175643.
- Besley JC, Zahry NR, McCright A, Elliott KC, Kaminski NE, Martin JD. Conflict of Interest Mitigation Procedures May Have Little Influence on the Perceived Procedural Fairness of Risk-Related Research. *Risk analysis : an official publication of the Society for Risk Analysis*. 2019;39(3):571-85.
- Bes-Rastrollo M, Martinez-Gonzalez MA. Conflicts of interests: Money Talks. *Semergen*. 2019;45(2):75-6.
- Bes-Rastrollo M, Schulze MB, Ruiz-Canela M, Martinez-Gonzalez MA. Financial conflicts of interest and reporting bias regarding the association between sugar-sweetened beverages and weight gain: a systematic review of systematic reviews. *PLoS medicine*. 2013;10(12):e1001578; discussion e.
- Bestman A, Thomas SL, Randle M, Thomas SDM. Children's implicit recall of junk food, alcohol and gambling sponsorship in Australian sport. *BMC public health*. 2015;15:1022.
- Betts T. Conflict of interest. *Seizure*. 2000;9(5):307-8.
- Beutels P. Potential conflicts of interest in vaccine economics research: a commentary with a case study of pneumococcal conjugate vaccination. *Vaccine*. 2004;22(25-26):3312-22.
- Beyari MM, Hak A, Li CS, Lamfon HA. Conflict of interest reporting in dentistry randomized controlled trials: a systematic review. *The journal of evidence-based dental practice*. 2014;14(4):158-64.
- Beyari MM, Strain D, Li CS, Lamfon HA. Conflict of interest reporting in dentistry meta-analyses: A systematic review. *Journal of clinical and experimental dentistry*. 2014;6(3):e280-5.
- Beyer J, Frewer A, Kingreen D, Meran JG. "Science between sponsorship and corruption". *Wiener medizinische Wochenschrift (1946)*. 2002;152(9-10):233.
- Beyer T, Czernin J. Is conflict of interest in our best interest? *European journal of nuclear medicine and molecular imaging*. 2010;37(6):1063-8.
- Bhagat K, Kurashe J, Nyazema NZ. Ethical issues in clinical and industry-sponsored research. *The Central African journal of medicine*. 2000;46(4):108-11.

Bhakta P. Faulty Study Design Produces an Outcome That May Confuse Medical Fraternity: A Serious Publication Bias. *Anesthesia and analgesia*. 2017;124(4):1377-8.

Bhandari M, Busse JW, Jackowski D, Montori VM, Schunemann H, Sprague S, et al. Association between industry funding and statistically significant pro-industry findings in medical and surgical randomized. *Canadian Medical Association Journal*. 2004;170(4):477-80.

Bhandari M, Jonsson A, Buhren V. Conducting industry-partnered trials in orthopedic surgery. *Injury-International Journal of the Care of the Injured*. 2006;37(4):361-6.

Bhar RH, John D. Conflict of interest in systematic reviews and its implications for public health policy. *Indian journal of medical ethics*. 2019;4 (NS)(4):288-93.

Bhargava N, Qureshi J, Vakil N. Funding source and conflict of interest disclosures by authors and editors in gastroenterology specialty journals. *American Journal of Gastroenterology*. 2007;102(6):1146-50.

Bhargava N, Qureshi J, Vakil N. Funding source and conflict of interest disclosures by authors and editors in gastroenterology specialty journals. *The American journal of gastroenterology*. 2007;102(6):1146-50.

Bhatt A. Managing conflict of interest in Ethics Committee. *Perspectives in clinical research*. 2018;9(1):37-9.

Bhattacharyya N, Lin HW. Prevalence and reliability of self-reported authorship disclosures in Otolaryngology-Head and Neck Surgery. *Otolaryngology-Head and Neck Surgery*. 2009;141(3):311-5.

Bhattacharyya S, Burns A. Is the influence of the pharmaceutical industry on prescribing, research and publication in the field of psychogeriatrics excessive? - No. *International psychogeriatrics*. 2007;19(6):1010-4; discussion 4-20.

Biagioli M, Kenney M, Martin BR, Walsh JP. Academic misconduct, misrepresentation and gaming: A reassessment. *Research Policy*. 2019;48(2):401-13.

Bialystok E, Kroll JF, Green DW, MacWhinney B, Craik FIM. Publication Bias and the Validity of Evidence: What's the Connection? *Psychological science*. 2015;26(6):944-6.

Bian JT, Morid MA, Jonnalagadda S, Luo G, Del Fiore G. Automatic identification of high impact articles in PubMed to support clinical decision making. *Journal of Biomedical Informatics*. 2017;73:95-103.

Bickford A. Maintaining integrity in industry-sponsored research. *The virtual mentor : VM*. 2004;6(11).

Biddle J. Bringing the Marketplace into Science: On the Neoliberal Defense of the Commercialization of Scientific Research. In: Carrier M, Nordmann A, editors. *Science in the Context of Application*. Boston Studies in the Philosophy and History of Science. 2742011. p. 245-69.

Biddle J. Institutionalizing Dissent: A Proposal for an Adversarial System of Pharmaceutical Research. *Kennedy Institute of Ethics Journal*. 2013;23(4):325-53.

Biddle JB. Can patents prohibit research? On the social epistemology of patenting and licensing in science. *Studies in History and Philosophy of Science*. 2014;45:14-23.

Bier DM, Abrams SA, Bowman BA, Fukagawa NK, Gitlin JD, Klurfeld DM, et al. Conflict of interest policy for Editors of *The American Journal of Clinical Nutrition*. *The American journal of clinical nutrition*. 2007;86(1):3-4.

Bierut LJ. Recognizing and managing our conflict of interest. *Narrative inquiry in bioethics*. 2011;1(2):67-8.

Biglan A. The Ultimate Goal of Prevention and the Larger Context for Translation. *Prevention Science*. 2018;19(3):328-36.

Bigler ED. Can author bias be determined in forensic neuropsychology research published in *Archives of Clinical Neuropsychology*? *Archives of Clinical Neuropsychology*. 2006;21(5):503-8.

Bilcke J, Verelst F, Beutels P. Sponsorship Bias in Base-Case Values and Uncertainty Bounds of Health Economic Evaluations? A Systematic Review of Herpes Zoster Vaccination. *Medical decision making : an international journal of the Society for Medical Decision Making*. 2018;38(6):730-45.

Bilcke J, Verelst F, Beutels P. Sponsorship Bias in Base-Case Values and Uncertainty Bounds of Health Economic Evaluations? A Systematic Review of Herpes Zoster Vaccination. *Medical Decision Making*. 2018;38(6):730-45.

Billi JE, Eigel B, Montgomery WH, Nadkarni VM, Hazinski MF. Management of conflict of interest issues in the activities of the American Heart Association Emergency Cardiovascular Care Committee, 2000-2005. *Circulation*. 2005;112(24 Suppl):IV204-5.

Billi JE, Shuster M, Bossaert L, de Caen AR, Deakin CD, Eigel B, et al. Part 4: Conflict of interest management before, during, and after the 2010 International Consensus Conference on Cardiopulmonary Resuscitation and Emergency Cardiovascular Care Science With Treatment Recommendations. *Circulation*. 2010;122(16 Suppl 2):S291-7.

Billi JE, Zideman DA, Eigel B, Nolan JP, Montgomery WH, Nadkarni VM. Conflict of interest management before, during, and after the 2005 International Consensus Conference on cardiopulmonary resuscitation and emergency cardiovascular care science with treatment recommendations. *Resuscitation*. 2005;67(2-3):171-3.

Billingham RP. Effect of conflict of interest on publication of collective review. *Journal of the American College of Surgeons*. 2012;215(2):304; discussion

Binda F, Fougnot S, De Monchy P, Fagot-Campagna A, Pulcini C, Thilly N, et al. Impact of selective reporting of antibiotic susceptibility test results in urinary tract infections in the

outpatient setting: a protocol for a pragmatic, prospective quasi-experimental trial. *BMJ open*. 2019;8(11):e025810.

Bindslev JBB, Schroll J, Gotzsche PC, Lundh A. Underreporting of conflicts of interest in clinical practice guidelines: cross sectional study. *BMC medical ethics*. 2013;14:19.

Binns CW, Low WY. Publications from clinical trials: process, conflict of interest and the evidence base. *Preventive medicine*. 2013;57 Suppl:S3-4.

Bion J, Antonelli M, Blanch L, Curtis JR, Druml C, Du B, et al. Correction to: White paper: statement on conflicts of interest. *Intensive care medicine*. 2018;44(11):2021.

Bion J, Antonelli M, Blanch L, Curtis JR, Druml C, Du B, et al. White paper: statement on conflicts of interest. *Intensive care medicine*. 2018;44(10):1657-68.

Bion J. Financial and intellectual conflicts of interest: confusion and clarity. *Current Opinion in Critical Care*. 2009;15(6):583-90.

Biondi-Zoccai GGL, Abbate A, Valgimigli M, Agostoni P. Keeping a high standard in quantitative analyses, meta-analyses, and systematic reviews. *European Heart Journal*. 2007;28(4):516-7.

Birba L. Southern California Edison's corporate-sponsored geriatric clinic. *The Journal of ambulatory care management*. 1991;14(3):75-9.

Bird SJ, Spier RE. A conflict of interest disclosure policy for science and engineering ethics. *Science and engineering ethics*. 2008;14(2):149-52.

Bird SJ, Spier RE. The complexity of competing and conflicting interests. *Science and Engineering Ethics*. 2005;11(4):515-7.

Birkhahn RH, Fromm C, Larabee T, Diercks DB. Self-reported financial conflicts of interest during scientific presentations in emergency medicine. *Academic emergency medicine : official journal of the Society for Academic Emergency Medicine*. 2011;18(9):977-80.

Birmingham K. Conflict-of-interest problems lead to policy changes. *Nature medicine*. 1999;5(7):717-8.

Biswas T. Understanding non-financial conflicts of interest. *Indian pediatrics*. 2013;50(3):347-8.

Biszewski M. Osteopathic postdoctoral training institutions and academic sponsorship. *The Journal of the American Osteopathic Association*. 2013;113(4):311-9.

Bitton A, Neuman MD, Barnoya J, Glantz SA. The p53 tumour suppressor gene and the tobacco industry: research, debate, and conflict of interest. *Lancet (London, England)*. 2005;365(9458):531-40.

Bitton A, Neuman MD, Barnoya J, Glantz SA. The p53 tumour suppressor gene and the tobacco industry: research, debate, and conflict of interest. *Lancet*. 2005;365(9458):531-40.

- Black L, Avard D, Zawati MH, Knoppers BM, Hebert J, Sauvageau G, et al. Funding considerations for the disclosure of genetic incidental findings in biobank research. *Clinical genetics*. 2013;84(5):397-406.
- Blackwell SC, Thompson L, Refuerzo J. Full publication of clinical trials presented at a national maternal-fetal medicine meeting: is there a publication bias? *American journal of perinatology*. 2009;26(9):679-82.
- Blackwood HO, 3rd. Conflicts of interest. *American journal of orthodontics and dentofacial orthopedics : official publication of the American Association of Orthodontists, its constituent societies, and the American Board of Orthodontics*. 2010;138(6):688-9.
- Blaivas JG. Conflict of interest.com. *Neurourology and urodynamics*. 1999;18(6):543-4.
- Blake VK, McGowan ML, Levine AD. Conflicts of Interest and Effective Oversight of Assisted Reproduction Using Donated Oocytes. *The Journal of law, medicine & ethics : a journal of the American Society of Law, Medicine & Ethics*. 2015;43(2):410-24.
- Blakely B, Williams J, Mayes C, Kerridge I, Lipworth W. Conflicts of interest in Australia's IVF industry: an empirical analysis and call for action. *Human fertility (Cambridge, England)*. 2019;22(4):230-7.
- Blanchard DA. Depression and unintended pregnancy in young women. Readers should bear in mind potential conflict of interest. *BMJ (Clinical research ed)*. 2002;324(7345):1097; author reply -8.
- Blank NK. Editorials and conflicts of interest. *The New England journal of medicine*. 1997;336(10):728-9; author reply 9.
- Blinkhorn L. Secret shoppers and conflicts of interest. *The virtual mentor : VM*. 2013;15(2):119-24.
- Blum JA, Freeman K, Dart RC, Cooper RJ. Requirements and definitions in conflict of interest policies of medical journals. *Jama*. 2009;302(20):2230-4.
- Blumenthal D. Conflict of interest in biomedical research. *Health matrix (Cleveland, Ohio : 1991)*. 2002;12(2):377-92.
- Blumenthal HJ. Industry-sponsored research. *Headache*. 2004;44(2):191.
- Blythman HE. Conflicts of interest. *Science (New York, NY)*. 1992;258(5089):1717.
- Boas SR, Niforatos JD, Summerville L, Isbester K, Chaturvedi A, Wee C, et al. The Open Payments Database and Top Industry Sponsors of Plastic Surgeons: Companies and Related Devices. *Plastic and reconstructive surgery*. 2019.
- Boas SR, Niforatos JD, Summerville L, Isbester K, Chaturvedi A, Wee C, et al. The Open Payments Database and Top Industry Sponsors of Plastic Surgeons: Companies and Related Devices. *Plastic and reconstructive surgery*. 2019;144(3):530e-2e.

- Bock RW. Industry sponsorship in the hospital. Legal stumbling blocks for the physician. *Der Unfallchirurg*. 2000;103(4):329-33.
- Boden LI, Ozonoff D. Litigation-generated science: Why should we care? *Environmental Health Perspectives*. 2008;116(1):117-22.
- Bodenheimer T. Uneasy alliance - Clinical investigators and the pharmaceutical industry. *New England Journal of Medicine*. 2000;342(20):1539-44.
- Boesgaard S, Bundgaard H, Hassager C. Screening, conflict of interest--yellow card. *Ugeskrift for laeger*. 2011;173(3):218; author reply
- Boespflug A, Gan H, Chen EX, Pond G, You B. Consistency in the analysis and reporting of PEPs in oncology randomized controlled trials from registration to publication: a systematic review. *Bulletin Du Cancer*. 2012;99(10):943-52.
- Bohdanowicz M, Wilczynski N, Haynes RB. Response to Carter et al.: A survey identified publication bias in the secondary literature. *Journal of clinical epidemiology*. 2006;59(11):1228.
- Bohning D. Meta-analysis: a unifying meta-likelihood approach framing unobserved heterogeneity, study covariates, publication bias, and study quality. *Methods of information in medicine*. 2005;44(1):127-35.
- Boissel JP, Haugh MC. The iceberg phenomenon and publication bias: the editors' fault? *Clinical trials and meta-analysis*. 1993;28(6):309-15.
- Boissier M-C. Our journal is evolving: Circulation, impact, and conflicts of interest. *Joint, bone, spine : revue du rhumatisme*. 2008;75(2):103-4.
- Bok D. *Universities in the Marketplace: The Commercialization of Higher Education* 2003. 1-233 p.
- Bolli R. A new standard in the conflict of interest policy of the American Heart Association. *Circulation research*. 2011;109(6):608.
- Bolmsjo I, Hermern G. Conflicts of interest: experiences of close relatives of patients suffering from amyotrophic lateral sclerosis. *Nursing ethics*. 2003;10(2):186-98.
- Bolodeoku J. Implications of 2015 guidelines on good publication practice for communicating company sponsored medical research. *Maturitas*. 2016;88:1-2.
- Bom PRD, Rachinger H. A kinked meta-regression model for publication bias correction. *Research synthesis methods*. 2019.
- Bond K, Spooner C, Tjosvold L, Lemiere C, Rowe BH. The nature and influence of pharmaceutical industry involvement in asthma trials. *Canadian Respiratory Journal*. 2012;19(4):267-71.
- Bonevski B. Why some researchers choose not to work with the tobacco industry. *Addiction*. 2019;114(2):376-7.



- Bonnot B, Yavchitz A, Mantz J, Paugam-Burtz C, Boutron I. Selective primary outcome reporting in high-impact journals of anaesthesia and pain. *British Journal of Anaesthesia*. 2016;117(4):542-3.
- Booth CM, Detsky AS. ESSAY From the \$80 hamburger to managing conflicts of interest with the pharmaceutical industry. *Bmj-British Medical Journal*. 2019;365.
- Booth CM, Detsky AS. From the \$80 hamburger to managing conflicts of interest with the pharmaceutical industry. *BMJ (Clinical research ed)*. 2019;365:11939.
- Booth W. Conflict of interest eyed at Harvard. *Science (New York, NY)*. 1988;242(4885):1497-9.
- Boothby A, Wang R, Cetnar J, Prasad V. Effect of the American Society of Clinical Oncology's Conflict of Interest Policy on Information Overload. *JAMA oncology*. 2016;2(12):1653-4.
- Borenstein J, Pearson YE. Taking Conflicts of Interest Seriously without Overdoing It: Promises and Perils of Academic-Industry Partnerships. *Journal of Academic Ethics*. 2008;6(3):229-43.
- Borgerson K. Redundant, Secretive, and Isolated: When Are Clinical Trials Scientifically Valid? *Kennedy Institute of Ethics Journal*. 2014;24(4):385-411.
- Borgerson K. VALUES IN MEDICAL RESEARCH. Solomon M, Simon JR, Kincaid H, editors 2017. 319-29 p.
- Borgert CJ. Conflict of interest or contravention of science? *Regulatory toxicology and pharmacology : RTP*. 2007;48(1):4-5.
- Borgert CJ. Conflict of interest: kill the messenger or follow the data? *Environmental science & technology*. 2007;41(3):665.
- Borm GF, den Heijer M, Zielhuis GA. Publication bias was not a good reason to discourage trials with low power. *Journal of clinical epidemiology*. 2009;62(1):47.e1-10.
- Borm GF, Donders ART. Updating meta-analyses leads to larger type I errors than publication bias. *Journal of clinical epidemiology*. 2009;62(8):825-30.e10.
- Borus JF, Alexander EK, Bierer BE, Bringhurst FR, Clark C, Klanica KE, et al. The Education Review Board: A Mechanism for Managing Potential Conflicts of Interest in Medical Education. *Academic medicine : journal of the Association of American Medical Colleges*. 2015;90(12):1611-7.
- Bosanquet DC, Twine CP. The Endovenous Literature: A Perfect Storm of Limited Effectiveness Data, Rapid Technological Evolution and Potential Conflict of Interest. *European journal of vascular and endovascular surgery : the official journal of the European Society for Vascular Surgery*. 2017;54(6):771.
- Bosch X, Esfandiari B, McHenry L. Challenging Medical Ghostwriting in US Courts. *Plos Medicine*. 2012;9(1).

Bosch X, Pericas JM, Hernandez C, Doti P. Financial, nonfinancial and editors' conflicts of interest in high-impact biomedical journals. *European Journal of Clinical Investigation*. 2013;43(7):660-7.

Bosch X. Exorcising ghostwriting. *Embo Reports*. 2011;12(6):489-94.

Boscolo-Berto R, Montisci M, Secco S, D'Elia C, Snenghi R, Viel G, et al. Association Between Financial Conflicts of Interests and Supportive Opinions for Erectile Dysfunction Treatment. *Journal of Bioethical Inquiry*. 2016;13(3):439-48.

Boswell C, Smith K. Rethinking policy 'impact': four models of research-policy relations. *Palgrave Communications*. 2017;3.

Botkin JR. Should Failure to Disclose Significant Financial Conflicts of Interest Be Considered Research Misconduct? *Jama*. 2018;320(22):2307-8.

Botkin JR. Should Failure to Disclose Significant Financial Conflicts of Interest Be Considered Research Misconduct? *Jama-Journal of the American Medical Association*. 2018;320(22):2307-8.

Boudin-George A, Brewer C, Watts K. Foreword: Special Topics in Clinical Monitoring (sponsor DoD Hearing Center of Excellence; Pharmaceutical Interventions for Hearing Loss Group). *International journal of audiology*. 2018;57(sup4):S1-S2.

Bou-Karroum L, Hakoum MB, Hammoud MZ, Khamis AM, Al-Gibbawi M, Badour S, et al. Reporting of Financial and Non-financial Conflicts of Interest in Systematic Reviews on Health Policy and Systems Research: A Cross Sectional Survey. *International Journal of Health Policy and Management*. 2018;7(8):711-7.

Boulesteix A-L, Stierle V, Hapfelmeier A. Publication Bias in Methodological Computational Research. *Cancer informatics*. 2015;14(Suppl 5):11-9.

Bourbonniere C. Ethical issues in sponsorship of CME. *Canadian Medical Association journal*. 1982;127(8):681.

Bourdellon L, Thilly N, Fougnot S, Pulcini C, Henard S. Impact of selective reporting of antibiotic susceptibility test results on the appropriateness of antibiotics chosen by French general practitioners in urinary tract infections: a randomised controlled case-vignette study. *International journal of antimicrobial agents*. 2017;50(2):258-62.

Bourgeois FT, Murthy S, Mandl KD. Outcome Reporting Among Drug Trials Registered in *ClinicalTrials.gov*. *Annals of Internal Medicine*. 2010;153(3):158-U48.

Boutin M. Conflicts of Interest in Dermatology Patient Advocacy Organizations. *JAMA dermatology*. 2019.

Bowden J, Thompson JR, Burton P. Using pseudo-data to correct for publication bias in meta-analysis. *Statistics in medicine*. 2006;25(22):3798-813.

Bowling CM, Glantz SA. Conflict of Interest Provisions in State Laws Governing Medical and Adult Use Cannabis. *American journal of public health*. 2019;109(3):423-6.

Boyce KJ, Parochka J, Overstreet K. Industry sponsorship of continuing medical education. *Jama*. 2003;290(9):1149; author reply 50.

Boyd EA, Akl EA, Baumann M, Curtis JR, Field MJ, Jaeschke R, et al. Guideline funding and conflicts of interest: article 4 in Integrating and coordinating efforts in COPD guideline development. An official ATS/ERS workshop report. *Proceedings of the American Thoracic Society*. 2012;9(5):234-42.

Boyd EA, Bero LA. Assessing faculty financial relationships with industry - A case study. *Jama-Journal of the American Medical Association*. 2000;284(17):2209-14.

Boyd EA, Bero LA. Defining financial conflicts and managing research relationships: an analysis of university conflict of interest committee decisions. *Science and engineering ethics*. 2007;13(4):415-35.

Boyd EA, Bero LA. Improving the use of research evidence in guideline development: 4. Managing conflicts of interests. *Health research policy and systems*. 2006;4:16.

Boyd EA, Cho MK, Bero LA. Financial conflict-of-interest policies in clinical research: issues for clinical investigators. *Academic medicine : journal of the Association of American Medical Colleges*. 2003;78(8):769-74.

Boyd EA, Cho MK, Bero LA. Financial conflict-of-interest policies in clinical research: Issues for clinical investigators. *Academic Medicine*. 2003;78(8):769-74.

Boyd EA, Lipton S, Bero LA. Implementation of financial disclosure policies to manage conflicts of interest. *Health affairs (Project Hope)*. 2004;23(2):206-14.

Boyd EA, Lipton S, Bero LA. Implementation of financial disclosure policies to manage conflicts of interest. *Health Affairs*. 2004;23(2):206-14.

Boyd M, Rogers W. Industry and bioethics: What price the relationship? *Plos Medicine*. 2006;3(6):933-.

Boyle PM. Sponsorship: canonical and social obligations. *Hospital progress*. 1975;56(1):54-6.

Boyll P, Neville M, Bernard R, Mahabir RC. Author Disclosures in Plastic Surgery Journals Compared With Information Reported in the Open Payments Database: How Open Are We? *Aesthetic Surgery Journal*. 2019;39(3):338-42.

Bozik M. He who pays the piper calls the tune: the role of the industry sponsor in acute stroke trials. *European neurology*. 2003;49(2):128-30.

Braakhekke M, Scholten I, Mol F, Limpens J, Mol BW, van der Veen F. Selective outcome reporting and sponsorship in randomized controlled trials in IVF and ICSI. *Human reproduction (Oxford, England)*. 2017;32(10):2117-22.

Bracewell RM. Transparency and the pharmaceutical industry. *The journal of the Royal College of Physicians of Edinburgh*. 2014;44(4):268.

Brady JP, Srour L. India, Laos and South Africa reject sponsorship and gifts from formula companies. *African health sciences*. 2014;14(1):211-5.

Braend AM, Straand J, Jakobsen RB, Klovning A. Publication and non-publication of drug trial results: a 10-year cohort of trials in Norwegian general practice. *Bmj Open*. 2016;6(4).

Braff JP. Conflicts of interest in research-towards a greater transparency. *The Permanente journal*. 2010;14(2):31-4.

Braillon A, Granger B. Disclosure of conflicts of interest and credibility for the medical profession. *Substance abuse and rehabilitation*. 2016;7:1-2.

Braillon A, Granger B. Who can really benefit from nalmefene? Independent evaluations vs experts with conflicts of interest. *L'Encephale*. 2015;41(4):379-80.

Braillon A. Credibility of industry-sponsored clinical research: hype or hope? *Mayo Clinic proceedings*. 2012;87(9):925.

Braillon A. Non-financial conflicts of interest: Moving forward! *Accountability in research*. 2018;25(5):310.

Braillon A. Transparency or Independence in Conflict of Interest Disclosures. *JAMA oncology*. 2016;2(12):1661.

Braillon A. World Oncology Forum and commercial sponsorship. *Lancet (London, England)*. 2013;381(9878):1624; discussion

Bramstedt KA. Conflict of interest confounds Australian organ donation. *Progress in transplantation (Aliso Viejo, Calif)*. 2014;24(1):6.

Brandt AM. Inventing conflicts of interest: a history of tobacco industry tactics. *American journal of public health*. 2012;102(1):63-71.

Braunwald E. Differences in an author's conflict of interest disclosures. *Jama*. 2012;307(6):561; discussion

Braverman LC, Yom SS, Zietman AL. Think Carefully, Publish Safely: Co-Authorship and Conflict of Interest Verification in the ASTRO Journals. *International journal of radiation oncology, biology, physics*. 2019;104(3):486-7.

Brazzell P, Brazzell J. Conflict of interest. *The Canadian veterinary journal = La revue veterinaire canadienne*. 2002;43(7):491.

Breen KJ, Rogers W. Physicians and the pharmaceutical industry. *Internal medicine journal*. 2006;36(1):66-7; author reply 8.

Brehaut JC, Carroll K, Elwyn G, Saginur R, Kimmelman J, Shojania K, et al. Informed consent documents do not encourage good-quality decision making. *Journal of Clinical Epidemiology*. 2012;65(7):708-24.

Breimer LH, Nilsson TK, Breimer ME. Declarations of conflict of interest are still inadequate. *Indian journal of medical ethics*. 2018;3(3):256-7.

Breivik H, Rosseland LA, Stubhaug A. Statistical pearls: Importance of effect-size, blinding, randomization, publication bias, and the overestimated p-values. *Scandinavian journal of pain*. 2013;4(4):217-9.

Brems JH, McCoy MS. A Content Analysis of Patient Advocacy Organization Policies Addressing Institutional Conflicts of Interest. *AJOB empirical bioethics*. 2019;10(4):215-21.

Brennan R, Eagle L, Rice D. Medicalization and Marketing. *Journal of Macromarketing*. 2010;30(1):8-22.

Brennan TA, Rothman DJ, Blank L, Blumenthal D, Chimonas SC, Cohen JJ, et al. Health industry practices that create conflicts of interest: a policy proposal for academic medical centers. *Jama*. 2006;295(4):429-33.

Brett AS. Cheap trinkets, effective marketing: small gifts from drug companies to physicians. *The American journal of bioethics : AJOB*. 2003;3(3):52-4.

Brezis M, Wiist WH. Vulnerability of Health to Market Forces. *Medical Care*. 2011;49(3):232-9.

Brezis M. Big pharma and health care: Unsolvable conflict of interests between private enterprise and public health. *Israel Journal of Psychiatry and Related Sciences*. 2008;45(2):83-9.

Brezis M. Big pharma and health care: unsolvable conflict of interests between private enterprise and public health. *The Israel journal of psychiatry and related sciences*. 2008;45(2):83-9; discussion 90-4.

Brice A, Chalmers I. Medical journal editors and publication bias. *BMJ (Clinical research ed)*. 2013;347:f6170.

Bridoux V, Moutel G, Schwarz L, Michot F, Herve C, Tuech JJ. Disclosure of Funding Sources and Conflicts of Interest in Phase III Surgical Trials: Survey of Ten General Surgery Journals. *World Journal of Surgery*. 2014;38(10):2487-93.

Bridoux V, Moutel G, Schwarz L, Michot F, Herve C, Tuech J-J. Disclosure of funding sources and conflicts of interest in phase III surgical trials: survey of ten general surgery journals. *World journal of surgery*. 2014;38(10):2487-93.

Briel M, Muller KF, Meerpohl JJ, von Elm E, Lang B, Motschall E, et al. Publication bias in animal research: a systematic review protocol. *Systematic reviews*. 2013;2:23.

Brierley R, Collingridge D. Conflicts of interest in editorials in high-impact journals. *Journal of clinical oncology : official journal of the American Society of Clinical Oncology*. 2013;31(34):4375-6.

Brignardello-Petersen R, Carrasco-Labra A, Yanine N, Ulloa C, Araya I, Pintor F, et al. Positive association between conflicts of interest and reporting of positive results in randomized clinical trials in dentistry. *Journal of the American Dental Association* (1939). 2013;144(10):1165-70.

Brinjikji W, Kallmes DF. How everybody wins when playing by the rules: the benefits of investigator-initiated industry-sponsored clinical trials. *AJNR American journal of neuroradiology*. 2011;32(3):427-9.

Briones E, Vidal S, Navarro MA, Marin I. Conflict of interest and Spanish clinical guidelines. *Medicina clinica*. 2006;127(16):634-5.

Brisbois BW, Cole DC, Davison CM, Di Ruggiero E, Hanson L, Janes CR, et al. Corporate sponsorship of global health research: Questions to promote critical thinking about potential funding relationships. *Canadian journal of public health = Revue canadienne de sante publique*. 2016;107(4-5):e390-e2.

Brlik V, Kolecek J, Burgess M, Hahn S, Humple D, Krist M, et al. Weak effects of geolocators on small birds: A meta-analysis controlled for phylogeny and publication bias. *The Journal of animal ecology*. 2019.

Broadfoot M, Britten J, Buchanan P, Hogg K, Lamont C, Sachs M. Protecting breast feeding from breast milk substitutes. Health workers must be protected from conflicts of interest. *BMJ (Clinical research ed)*. 1998;317(7163):950.

Broccolo BM, Geetter JS. Today's conflict of interest compliance challenge: how do we balance the commitment to integrity with the demand for innovation? *Journal of health & life sciences law*. 2008;1(4):1, 3-65.

Brochard L, Kavanagh BP. Declaration of conflicts of interest: a 'crooked' line towards scientific integrity. *Intensive care medicine*. 2018;44(10):1732-4.

Brockmeier MS. The "reverse payment paradox": an overview of the legality of reverse exclusionary payments in the pharmaceutical industry. *Health care law monthly*. 2010;2010(3):2-10.

Brockway LM, Furcht LT, Faseb. Conflicts of interest in biomedical research--the FASEB guidelines. *FASEB journal : official publication of the Federation of American Societies for Experimental Biology*. 2006;20(14):2435-8.

Broderick PW, Nocella K. Developing a community-based graduate medical education consortium for residency sponsorship: one community's experience. *Academic medicine : journal of the Association of American Medical Colleges*. 2012;87(8):1096-100.

Brodkey AC. The role of the pharmaceutical industry in teaching psychopharmacology: A growing problem. *Academic Psychiatry*. 2005;29(2):222-9.

Brodowy BA, Guglielmo BJ, York MK, Herfindal ET, Brooks GF. Experience with selective reporting of susceptibility to antimicrobial agents. *American journal of hospital pharmacy*. 1989;46(9):1816-8.

Brody BA, Anderson C, McCrary SV, McCullough L, Morgan R, Wray N. Expanding disclosure of conflicts of interest: the views of stakeholders. *Irb*. 2003;25(1):1-8.

Brody H, Miller FG, Bogdan-Lovis E. Evidence-based medicine - watching out for its friends. *Perspectives in Biology and Medicine*. 2005;48(4):570-84.

Brody H, Zientek D. Is the Surgery Necessary Now? The Surgeon's Conflict of Interest. *The virtual mentor : VM*. 2007;9(7):476-82.

Brody H. Academic medical centers and conflicts of interest. *Jama*. 2006;295(24):2848; author reply -9.

Brody H. Clarifying Conflict of Interest. *American Journal of Bioethics*. 2011;11(1):23-8.

Brody H. Clarifying conflict of interest. *The American journal of bioethics : AJOB*. 2011;11(1):23-8.

Brody H. Pharmaceutical Industry Financial Support for Medical Education: Benefit, or Undue Influence? *Journal of Law Medicine & Ethics*. 2009;37(3):451-+.

Brody H. Pharmaceutical industry financial support for medical education: benefit, or undue influence? *The Journal of law, medicine & ethics : a journal of the American Society of Law, Medicine & Ethics*. 2009;37(3):451-60, 396.

Brody H. Professional Medical Organizations and Commercial Conflicts of Interest: Ethical Issues. *Annals of Family Medicine*. 2010;8(4):354-8.

Brody H. Responses to peer commentaries on "Clarifying conflict of interest". *The American journal of bioethics : AJOB*. 2011;11(1):W4-5.

Broglie MG. Illegal professional conflict of interest from the viewpoint of the attorney. *Zeitschrift fur arztliche Fortbildung und Qualitätssicherung*. 1998;92(8-9):627-31.

Brophy JM. Vioxx redux - or how I learned to worry about industry-sponsored clinical trials. *Indian journal of medical ethics*. 2016;1(4):224-6.

Brower A. Conflicts of interest threaten biotech. *Biotechnology healthcare*. 2006;3(2):18-9.

Brown A, Kraft D, Schmitz SM, Sharpless V, Martin C, Shah R, et al. Association of industry sponsorship to published outcomes in gastrointestinal clinical research. *Clinical gastroenterology and hepatology : the official clinical practice journal of the American Gastroenterological Association*. 2006;4(12):1445-51.

Brown A, Kraft D, Schmitz SM, Sharpless V, Martin C, Shah R, et al. Association of industry sponsorship to published outcomes in gastrointestinal clinical research. *Clinical Gastroenterology and Hepatology*. 2006;4(12):1445-51.

Brown DL. Drug-company sponsorship and the Declaration of Helsinki. *Lancet (London, England)*. 2001;357(9266):1448-9.

- Brown G. Conflicts of interest. *The Veterinary record*. 2019;185(11):348.
- Brown G. Telemedicine and conflicts of interest. *The Veterinary record*. 2019;185(7):209.
- Brown JR. Politics, Method, and Medical Research. *Philosophy of Science*. 2008;75(5):756-66.
- Brown K. Association Between Alcohol Sports Sponsorship and Consumption: A Systematic Review. *Alcohol and alcoholism (Oxford, Oxfordshire)*. 2016;51(6):747-55.
- Brown M, Waser PM. Group movements in response to competitors' calls indicate conflicts of interest between male and female grey-cheeked mangabeys. *American journal of primatology*. 2018;80(11):e22918.
- Brown SD, Daly JC, Kalish LA, McDaniel SA. Financial disclosures of scientific papers presented at the 2003 RSNA Annual Meeting: Association with reporting of non-food and drug administration-approved uses of industry products. *Radiology*. 2006;239(3):849-55.
- Brown WA. Financial gain: Just one of many motives. *Scientist*. 2001;15(17):39-.
- Brubaker L. Conflict of interest: what is the role of our professional societies? *Neurourology and urodynamics*. 2012;31(8):1217-8.
- Brumfiel G. EPA accused of conflict of interest over chemicals study. *Nature*. 2004;432(7013):6.
- Bruner L. Conflicts of interest in approvals of food additives. *JAMA internal medicine*. 2014;174(2):299.
- Brunetti ND, De Gennaro L, Pellegrino PL, Di Biase M. Industry or academia: Who leads the research in medicine? *European Journal of Internal Medicine*. 2007;18(1):3-5.
- Bruno B, Rose S. Patient organizations and conflict of interest. *BMJ (Clinical research ed)*. 2019;364:1129.
- Bruns J. Funding and sponsorship of clinical trials in oncology. *Onkologie*. 2010;33 Suppl 7:16-8.
- Brush ER, Krakauer DC, Flack JC. Conflicts of interest improve collective computation of adaptive social structures. *Science advances*. 2018;4(1):e1603311.
- Bruton SV, Sacco DF, Didlake R. Financial Conflicts of Interest, Disclosure, and Academic Discipline. *Journal of empirical research on human research ethics : JERHRE*. 2016;11(2):165-9.
- Bruyere O, Kanis JA, Ibar-Abadie ME, Alsayed N, Brandi ML, Burlet N, et al. The need for a transparent, ethical, and successful relationship between academic scientists and the pharmaceutical industry: a view of the Group for the Respect of Ethics and Excellence in Science (GREES). *Osteoporosis international : a journal established as result of cooperation between the European Foundation for Osteoporosis and the National Osteoporosis Foundation of the USA*. 2010;21(5):713-22.



Bruyere O, Kanis JA, Ibar-Abadie ME, Alsayed N, Brandi ML, Burlet N, et al. The need for a transparent, ethical, and successful relationship between academic scientists and the pharmaceutical industry: a view of the Group for the Respect of Ethics and Excellence in Science (GREES). *Osteoporosis International*. 2010;21(5):713-22.

Bryan J. Sponsorship. No such thing as a free lunch? *The Health service journal*. 1995;105(5475):22-5.

Bryan-Jones K, Bero LA. Tobacco industry efforts to defeat the occupational safety and health administration indoor air quality rule. *American Journal of Public Health*. 2003;93(4):585-92.

Bryson D. Conflict of interest and privilege in clinical and medicolegal photography: a short summary. *Journal of visual communication in medicine*. 2014;37(1-2):51-3.

Buchberger B, von Elm E, Gartlehner G, Huppertz H, Antes G, Wasem J, et al. Assessment of the Risk of Bias in controlled Studies. *Bundesgesundheitsblatt-Gesundheitsforschung-Gesundheitsschutz*. 2014;57(12):1432-8.

Buchkowsky SS, Jewesson PJ. Industry sponsorship and authorship of clinical trials over 20 years. *Annals of Pharmacotherapy*. 2004;38(4):579-85.

Buchkowsky SS, Jewesson PJ. Industry sponsorship and authorship of clinical trials over 20 years. *The Annals of pharmacotherapy*. 2004;38(4):579-85.

Buchner B. Industry-sponsored medical education--in the quest for professional integrity and legal certainty. *European journal of health law*. 2007;14(4):313-9.

Buchwald H. NHLBI clinical trials and conflicts of interest. *Controlled clinical trials*. 1990;11(4):217-22.

Buerba RA, Fu MC, Grauer JN. Discrepancies in spine surgeon conflict of interest disclosures between a national meeting and physician payment listings on device manufacturer web sites. *The spine journal : official journal of the North American Spine Society*. 2013;13(12):1780-8.

Buerba RA, Sheppard WL, Herndon KE, Gajewski N, Patel AD, Leong NL, et al. Academic Influence and Its Relationship to Industry Payments in Orthopaedic Surgery. *Journal of Bone and Joint Surgery-American Volume*. 2018;100(9).

Buffel du Vaure C, Boutron I, Perrodeau E, Ravaud P. Reporting funding source or conflict of interest in abstracts of randomized controlled trials, no evidence of a large impact on general practitioners' confidence in conclusions, a three-arm randomized controlled trial. *BMC medicine*. 2014;12:69.

Buhmann W. New transparency between physicians and the pharmaceutical industry. *Der Urologe Ausg A*. 2014;53(8):1170-4.

Bujanda L. Authors' ideas, research and conflicts of interest. *Gastroenterologia y hepatologia*. 2009;32(2):128.

Bullock L, Bloom T, Davis J, Kilburn E, Curry MA. Abuse disclosure in privately and medicaid-funded pregnant women. *Journal of midwifery & women's health*. 2006;51(5):361-9.

Bundesverband der A-H, Bundesverband der Pharmazeutischen I, Verband Forschender A. Recommendations for behavior in collaboration between the pharmaceutical industry with physicians. *Der Urologe Ausg A*. 2005;44(2):133-50.

Bunn C, Ireland R, Minton J, Holman D, Philpott M, Chambers S. Shirt sponsorship by gambling companies in the English and Scottish Premier Leagues: global reach and public health concerns. *Soccer and society*. 2019;20(6):824-35.

Burch T, Wander N, Collin J. Uneasy money: the Instituto Carlos Slim de la Salud, tobacco philanthropy and conflict of interest in global health. *Tobacco control*. 2010;19(6):e1-9.

Burd A. Book reviewers and book reviews: potential conflict of interest. *Journal of plastic, reconstructive & aesthetic surgery : JPRAS*. 2009;62(4):446.

Burda D. Six systems drop QMMP sponsorship. *Modern healthcare*. 1991;21(50):17.

Burdett S, Stewart LA, Tierney JF. Publication bias and meta-analyses: a practical example. *International journal of technology assessment in health care*. 2003;19(1):129-34.

Burdick JF. Potential conflicts of interest generated by the use of non-heart-beating cadavers. *Kennedy Institute of Ethics journal*. 1993;3(2):199-202.

Burki TK. Oncologic Drugs Advisory Committee and conflicts of interest. *The Lancet Oncology*. 2016;17(3):e95.

Burkner P-C, Doebler P. Testing for publication bias in diagnostic meta-analysis: a simulation study. *Statistics in medicine*. 2014;33(18):3061-77.

Burlandy L, Alexandre VP, Gomes FdS, Castro IRRd, Dias PC, Henriques P, et al. Health promotion policies and potential conflicts of interest involving the commercial private sector. *Ciencia & saude coletiva*. 2016;21(6):1809-18.

Burmester GR. Scientific graduate education, sponsorship and research cooperation in the anti-corruption law tension field--effects on members of the German Society of Rheumatology. *Zeitschrift fur Rheumatologie*. 2000;59(3):162-71.

Burningham S, Ollenberger A, Caulfield T. Commercialization and Stem Cell Research: A Review of Emerging Issues. *Stem Cells and Development*. 2013;22:80-4.

Burris JF. Publication bias. *Clinical pharmacology and therapeutics*. 1993;53(4):495.

Burrows A. Financial ties, article credibility, and disclosure policies. *Geriatrics*. 2005;60(4):6; author reply ; discussion

Burstein HJ. Conflict of interest and oncology guidelines. *Journal of the National Comprehensive Cancer Network : JNCCN*. 2008;6(10):955.

Burstein JL, Henry MC, Alicandro JM, McFadden K, Thode HC, Jr., Hollander JE. Evidence for and impact of selective reporting of trauma triage mechanism criteria. *Academic emergency medicine : official journal of the Society for Academic Emergency Medicine*. 1996;3(11):1011-5.

Burzig G, Berger-Burzig M. Psychoanalysis in the German East-West conflict of interests after the reunification. *Psyche*. 1994;48(8):775-81.

Busey JC. Recognizing and addressing conflicts of interest. *Journal of the American Dietetic Association*. 2006;106(3):351-2, 4-5.

Butler C, Castleden W, Ruff T, Westberg G, Corra L. A call for publishers to declare their conflicts of interest. *Journal of the Royal Society of Medicine*. 2007;100(8):355.

Butler D. EU agencies accused of conflicts of interest. *Nature*. 2012;485(7398):294-5.

Button KS, Bal L, Clark A, Shipley T. Preventing the ends from justifying the means: withholding results to address publication bias in peer-review. *BMC psychology*. 2016;4(1):59.

Byk C. Conflicts of interest and access to information from medical research. *Bulletin of medical ethics*. 2002(177):18-9.

Byk C. Conflicts of interests and access to information resulting from biomedical research: an international legal perspective. *Science and engineering ethics*. 2002;8(3):287-90.

Bylund DB, Brunton LL, Cobbett PJR, Persky AM, Preusch PC. NIGMS-sponsored integrative and organ systems pharmacology: synopsis of the 2005 experience/anticipation of the 2006 short courses. *Molecular interventions*. 2005;5(6):330-3.

Byrne RA. Continuing medical education and sponsorship by the healthcare industry - new opportunities and challenges. *EuroIntervention : journal of EuroPCR in collaboration with the Working Group on Interventional Cardiology of the European Society of Cardiology*. 2017;13(2):e137-e8.

Byrnes G, Gurrin L, Dowty J, Hopper JL. Publication policy or publication bias? *Cancer epidemiology, biomarkers & prevention : a publication of the American Association for Cancer Research, cosponsored by the American Society of Preventive Oncology*. 2005;14(6):1363.

Cabrera LY, Boyce HMK, McKenzie R, Bluhm R. Conflicts of interest and industry professional relationships in psychiatric neurosurgery: a comparative literature review. *Neurosurgical Focus*. 2018;45(2).

Cabrera LY, Boyce HMK, McKenzie R, Bluhm R. Conflicts of interest and industry professional relationships in psychiatric neurosurgery: a comparative literature review. *Neurosurgical focus*. 2018;45(2):E20.

Cain JM, Jonsen AR. Specialists and generalists in obstetrics and gynecology: conflicts of interest in referral and an ethical alternative. *Women's health issues : official publication of the Jacobs Institute of Women's Health*. 1992;2(3):137-45.

- Cain JM. Conflict of interest in health care: a subtle but significant issue in women's health. *Current women's health reports*. 2003;3(2):87-8.
- Calder PC. Editors' conflicts of interest. *The British journal of nutrition*. 2010;103(1):1-2.
- Califf RM. Conflicting information about conflict of interest. *Journal of the American College of Cardiology*. 2013;61(11):1144-5.
- California legislation addresses potential conflicts of interest in sales of nonprofit hospitals. *Hospital law newsletter*. 1998;15(7):1-2.
- Callahan M, Wears RL, Weber E. Journal prestige, publication bias, and other characteristics associated with citation of published studies in peer-reviewed journals. *Jama*. 2002;287(21):2847-50.
- Calnan M, Smith GD, Sterne JAC. The publication process itself was the major cause of publication bias in genetic epidemiology. *Journal of clinical epidemiology*. 2006;59(12):1312-8.
- Camanho GL. Conflict of interest. *Revista brasileira de ortopedia*. 2009;44(2):IFC1.
- Cameron DG. CONTINUING MEDICAL EDUCATION: SOME THOUGHTS ON SPONSORSHIP. *Canadian Medical Association journal*. 1965;92:765-6.
- Cami J. Conflict of interest and clinical research. *Medicina clinica*. 1995;105(5):174-9.
- Cami J. Drug promotion, scientific promotion, and conflict of interest. On the royal decree 1416/1994, which regulates drug advertising. *Gaceta sanitaria*. 1995;9(49):273-5.
- Camilleri M, Cortese DA. Managing conflict of interest in clinical practice. *Mayo Clinic proceedings*. 2007;82(5):607-14.
- Camilleri M, Dubnansky EC, Rustgi AK. Conflicts of interest and disclosures in publications. *Clinical gastroenterology and hepatology : the official clinical practice journal of the American Gastroenterological Association*. 2007;5(3):268-73.
- Camilleri M, Gamble GL, Kopecky SL, Wood MB, Hockema ML. Principles and process in the development of the Mayo Clinic's individual and institutional conflict of interest policy. *Mayo Clinic proceedings*. 2005;80(10):1340-6.
- Camilleri M, Parke DW, 2nd. Perspective: Conflict of interest and professional organizations: considerations and recommendations. *Academic medicine : journal of the Association of American Medical Colleges*. 2010;85(1):85-91.
- Camilleri M. Doctors, AGA, and industry: Steps toward improving the relationship. *Clinical Gastroenterology and Hepatology*. 2006;4(2):160-6.
- Camp MW, Mattingly DA, Gross AE, Nousiainen MT, Alman BA, McKneally MF. Patients' views on surgeons' financial conflicts of interest. *The Journal of bone and joint surgery American volume*. 2013;95(2):e9 1-8.

Campbell EG, Weissman JS, Vogeli C, Clarridge BR, Abraham M, Marder JE, et al. Financial relationships between institutional review board members and industry. *New England Journal of Medicine*. 2006;355(22):2321-9.

Campbell EG. Doctors and drug companies--scrutinizing influential relationships. *The New England journal of medicine*. 2007;357(18):1796-7.

Campbell EG. Public disclosure of conflicts of interest: moving the policy debate forward. *Archives of internal medicine*. 2010;170(8):667.

Campbell H, Gustafson P. Conditional equivalence testing: An alternative remedy for publication bias. *PloS one*. 2018;13(4):e0195145.

Campbell MJ. Comments on 'The potential for bias in the reporting of industry sponsored clinical trials' by Stephen Pyke et al. and 'Proposed best practice for statisticians in the reporting and publication of pharmaceutical industry sponsored clinical trials' by James Matcham et al. *Pharmaceutical Statistics*. *Pharmaceutical statistics*. 2011;10(1):80-1.

Campbell P. Evolving sponsorship and corporate structures. Canon law considerations for changing organizations. *Health progress (Saint Louis, Mo)*. 1995;76(6):35-42.

Canadian Medical A. Physicians and the pharmaceutical industry (update 2001). *CMAJ : Canadian Medical Association journal = journal de l'Association medicale canadienne*. 2001;164(9):1339-44.

Canadian Medical A. Physicians and the pharmaceutical industry. *CMAJ : Canadian Medical Association journal = journal de l'Association medicale canadienne*. 1992;146(3):388A-C.

Canadian Pharmacists Conference 2015 Sponsors. *Canadian pharmacists journal : CPJ = Revue des pharmaciens du Canada : RPC*. 2015;148(4):219-20.

Canadian Pharmacists Conference 2016 Sponsors. *Canadian pharmacists journal : CPJ = Revue des pharmaciens du Canada : RPC*. 2016;149(3):120.

Canadian Pharmacists Conference 2016 Sponsors. *Canadian pharmacists journal : CPJ = Revue des pharmaciens du Canada : RPC*. 2016;149(4):200-1.

Canadian Pharmacists Conference 2017 Sponsors. *Canadian pharmacists journal : CPJ = Revue des pharmaciens du Canada : RPC*. 2017;150(3):218-9.

Canary HE, Hansen KD, Rinehart MD, May K, Barlow J. Disciplinary Differences in Conflict of Interest Policy Communication, Attitudes, and Knowledge. *Journal of Research Administration*. 2015;46(2):115-35.

Candy DC. Should industry sponsor research? Funding of research by infant formula companies. *BMJ (Clinical research ed)*. 1999;318(7178):260.

Canella DS, Martins APB, Silva HFR, Passanha A, Lourenco BH. Food and beverage industries' participation in health scientific events: considerations on conflicts of interest. *Revista panamericana de salud publica = Pan American journal of public health*. 2015;38(4):339-43.

Canestaro WJ, Hendrix N, Bansal A, Sullivan SD, Devine EB, Carlson JJ. Favorable and publicly funded studies are more likely to be published: a systematic review and meta-analysis. *Journal of Clinical Epidemiology*. 2017;92:58-68.

Canis M. Reflexions on conflicts of interest. *Gynecologie, obstetrique & fertilite*. 2010;38(6):371-2.

Cantekin EI, McGuire TW, Potter RL. Biomedical information, peer review, and conflict of interest as they influence public health. *Jama*. 1990;263(10):1427-30.

Cantor CH. Religious conflicts of interest. *The Australian and New Zealand journal of psychiatry*. 2014;48(3):293.

Caplan AL. Halfway there: the struggle to manage conflicts of interest. *The Journal of clinical investigation*. 2007;117(3):509-10.

Caplan AL. Is industry money the root of all conflicts of interest in biomedical research? *Annals of emergency medicine*. 2012;59(2):87-8.

Caplan AL. Should our journals publish research sponsored by the tobacco industry? Con: the smoking lamp should not be lit in ATS/ALA publications. *American journal of respiratory cell and molecular biology*. 1995;12(2):125-6.

Capozzi JD, Rhodes R, DelSignore JL. Medical education and corporate sponsorship. *The Journal of bone and joint surgery American volume*. 2003;85(1):168-70.

Cappola AR, FitzGerald GA. Confluence, Not Conflict of Interest: Name Change Necessary. *Jama*. 2015;314(17):1791-2.

Capps B, van der Eijk Y, Krahn TM. Conflicts of interest in e-cigarette research: A public good and public interest perspective. *Bioethics*.

Capps B, van der Eijk Y, Krahn TM. Conflicts of interest in e-cigarette research: A public good and public interest perspective. *Bioethics*. 2020;34(1):114-22.

Capps B. Can a good tree bring forth evil fruit? The funding of medical research by industry. *British Medical Bulletin*. 2016;118(1):5-15.

Capps B. Public Goods in the Ethical Reconsideration of Research Innovation. Capps P, Pattinson SD, editors 2017. 149-69 p.

Carbine KA, Larson MJ. Quantifying the presence of evidential value and selective reporting in food-related inhibitory control training: a p-curve analysis. *Health psychology review*. 2019;13(3):318-43.

Carbine KA, Lindsey HM, Rodeback RE, Larson MJ. Quantifying evidential value and selective reporting in recent and 10-year past psychophysiological literature: A pre-registered P-curve analysis. *International journal of psychophysiology : official journal of the International Organization of Psychophysiology*. 2019;142:33-49.

Cardiovascular and diabetes research in Africa to benefit from Servier sponsorship. *Cardiovascular journal of Africa*. 2010;21(4):240.

Carek PJ, King DE, Abercrombie S. Does community- or university-based residency sponsorship affect future practice profiles? *Family medicine*. 2002;34(8):592-7.

Carey MJ, Rocklage MR. What's in a name? A survey looks at how systems define sponsorship and mission effectiveness functions. *Health progress (Saint Louis, Mo)*. 1989;70(5):65-7.

Carey MJ. Sisters of Mercy of the Union. Sponsorship study reflects changing attitudes, ministries. *Hospital progress*. 1981;62(5):54-6.

Carlat DJ, Fagrelus T, Ramachandran R, Ross JS, Bergh S. The updated AMSA scorecard of conflict-of-interest policies: a survey of U.S. medical schools. *BMC medical education*. 2016;16(1):202.

Carlisle A, Bowers A, Wayant C, Meyer C, Vassar M. Financial Conflicts of Interest Among Authors of Urology Clinical Practice Guidelines. *European urology*. 2018;74(3):348-54.

Carlowe J. Drug companies to declare all payments made to doctors from 2012. *BMJ (Clinical research ed)*. 2010;341:c6290.

Carlson GW. Industry Influence on Evidence-Based Surgery. *Plastic and Reconstructive Surgery*. 2012;130(2):359E-61E.

Carlson J. Conflict-of-interest charges pose challenge to safety movement. *Modern healthcare*. 2014;44(4):10-1.

Carlson J. Doctors of interest. Recipients of suspect drug-company payments academic medical centers, have drawing attention of federal fraud enforcers. *Modern healthcare*. 2012;42(34):6-7, 16, 1.

Carlson J. Nurses come on board. Skylight Healthcare forms advisory board, nurses say no conflicts of interest. *Modern healthcare*. 2009;39(17):14-5.

Carlson MJ. The physician and the pharmaceutical industry: can there be ethics? *Ohio medicine : journal of the Ohio State Medical Association*. 1990;86(6):456-8.

Carmody JB, Rajasekaran SK. On Step 1 Mania, USMLE Score Reporting, and Financial Conflict of Interest at the National Board of Medical Examiners. *Academic medicine : journal of the Association of American Medical Colleges*. 2019.

Carney SL, Nair KR, Sales MA, Walsh J. Pharmaceutical industry-sponsored meetings: good value or just a free meal? *Internal medicine journal*. 2001;31(8):488-91.

Carney SL. Conflict of interest: will it ever end? *Internal medicine journal*. 2012;42(11):1255-6.

Caro JJ, Payne K. The value of industry-sponsored studies of initial antihypertensive therapies. *CMAJ : Canadian Medical Association journal = journal de l'Association medicale canadienne*. 2001;164(13):1832-3.

Carobene MG. Conflict of interest in scientific research. *Revista Argentina de microbiologia*. 2013;45(3):145-6.

Carpenter G. Rocky Mountain kinase fever. Receptor-Mediated Second Messenger Pathways: A UCLA symposium sponsored by ICI Pharmaceuticals and Smith Kline and French, Keystone, CO, USA, January 27-February 3, 1990. *The New biologist*. 1990;2(5):421-5.

Carragee EJ, Hurwitz EL, Weiner BK, Bono CM, Rothman DJ. Future directions for *The Spine Journal*: managing and reporting conflict of interest issues. *Spine Journal*. 2011;11(8):695-7.

Carragee EJ, Hurwitz EL, Weiner BK, Bono CM, Rothman DJ. Future directions for *The spine journal*: managing and reporting conflict of interest issues. *The spine journal : official journal of the North American Spine Society*. 2011;11(8):695-7.

Carrasco M, Volkmar FR, Bloch MH. Pharmacologic treatment of repetitive behaviors in autism spectrum disorders: evidence of publication bias. *Pediatrics*. 2012;129(5):e1301-10.

Carrasco-Labra A, Brignardello-Petersen R, Azarpazhooh A, Glick M, Guyatt GH. A practical approach to evidence-based dentistry: X How to avoid being misled by clinical studies' results in dentistry. *Journal of the American Dental Association*. 2015;146(12):919-24.

Carre P. Conflicts of interest disclosure. Time has come for action, with a touch of common sense. *Revue des maladies respiratoires*. 2010;27(10):1125-7.

Carre P. Conflicts of interest: only transparency does matter. *Revue des maladies respiratoires*. 2004;21(6 Pt 1):1073-4.

Carre P. Conflicts of interest: only transparency does matter. *Revue Des Maladies Respiratoires*. 2004;21(6):1073-4.

Carrick-Hagenbarth J, Epstein GA. Dangerous interconnectedness: economists' conflicts of interest, ideology and financial crisis. *Cambridge Journal of Economics*. 2012;36(1):43-63.

Carrion JJS. Sociology of medical evaluations: Methodological problems and socio-economic context of clinical trials. *Papers-Revista De Sociologia*. 2014;99(1):119-44.

Carroll BJ. Conflict of interest? *The Australian and New Zealand journal of psychiatry*. 2013;47(8):785-6.

Carroll HA, Toumpakari Z, Johnson L, Betts JA. The perceived feasibility of methods to reduce publication bias. *PloS one*. 2017;12(10):e0186472.

Carroll KA, McGee G. Conflict of interest and AJOB. *The American journal of bioethics : AJOB*. 2002;2(3):1-2.

Carter AO, Carter TP, Griffin GH. Author's response: a survey identified publication bias in the secondary literature. *Journal of clinical epidemiology*. 2007;60(4):425.

Carter AO, Griffin GH, Carter TP. A survey identified publication bias in the secondary literature. *Journal of clinical epidemiology*. 2006;59(3):241-5.



Carter EC, McCullough ME. Publication bias and the limited strength model of self-control: has the evidence for ego depletion been overestimated? *Frontiers in psychology*. 2014;5:823.

Cassey P, Ewen JG, Blackburn TM, Moller AP. A survey of publication bias within evolutionary ecology. *Proceedings Biological sciences*. 2004;271 Suppl 6:S451-4.

Cassidy J. Sponsorship: with radical change comes opportunity. *Health progress (Saint Louis, Mo)*. 1997;78(2):14-6.

Casswell S. Conflict of interest and alcohol discourse-a new face but familiar messages. *The New Zealand medical journal*. 2018;131(1483):59-62.

Castillo Perez P. The physician in the pharmaceutical industry. Functions and responsibilities. Historical development, current situation and future perspectives. *Revista clinica espanola*. 1986;179(4):207-16.

Castresana L, Mejia R, Aznar M. The attitude of physicians regarding the promotion strategies of the pharmaceutical industry. *Medicina*. 2005;65(3):247-51.

Catala-Lopez F, Ridao M. Potential sponsorship bias in cost-effectiveness analyses of healthcare interventions: A cross-sectional analysis. *Atencion Primaria*. 2017;49(6):335-42.

Catala-Lopez F, Ridao M. Reporting of conflict of interest in cost-effectiveness analyses of healthcare interventions. *Atencion primaria*. 2017;49(2):118-20.

Catala-Lopez F, Sanfelix-Gimeno G, Ridao M, Peiro S. When Are Statins Cost-Effective in Cardiovascular Prevention? A Systematic Review of Sponsorship Bias and Conclusions in Economic Evaluations of Statins. *Plos One*. 2013;8(7).

Catala-Lopez F, Sanfelix-Gimeno G, Ridao M, Peiro S. When are statins cost-effective in cardiovascular prevention? A systematic review of sponsorship bias and conclusions in economic evaluations of statins. *PloS one*. 2013;8(7):e69462.

Catala-Lopez F. Clinical evidence from randomized trials, network meta-analyses, and conflicts of interests. *The Journal of thoracic and cardiovascular surgery*. 2013;146(3):731-2.

Catala-Lopez F. Pharmacoeconomics models of simulation, meta-analysis and sponsorship of the industry. *Revista espanola de salud publica*. 2013;87(1):91-3.

Cataldo JK, Bero LA, Malone RE. "A delicate diplomatic situation": tobacco industry efforts to gain control of the Framingham Study. *Journal of Clinical Epidemiology*. 2010;63(8):841-53.

Cataldo JK, Prochaska JJ, Glantz SA. Cigarette Smoking is a Risk Factor for Alzheimer's Disease: An Analysis Controlling for Tobacco Industry Affiliation. *Journal of Alzheimers Disease*. 2010;19(2):465-80.

Cataldo JK. Double Whammy for Older Smokers: Marginalized by Tobacco Control and Valued by the Tobacco Industry. *Western Journal of Nursing Research*. 2019;41(8):1137-51.

Cates C. Lung cancer and passive smoking. Scales for visual test of publication bias are unfair. *BMJ (Clinical research ed)*. 2000;321(7270):1222-3.

Catton M. Medical schools tackle conflict of interest. *CMAJ : Canadian Medical Association journal = journal de l'Association medicale canadienne*. 2005;173(10):1143.

Caulfield T, Burningham S, Joly Y, Master Z, Shabani M, Borry P, et al. A review of the key issues associated with the commercialization of biobanks. *Journal of Law and the Biosciences*. 2014;1(1):94-110.

Caulfield T, Condit C. Science and the Sources of Hype. *Public Health Genomics*. 2012;15(3-4):209-17.

Caulfield T, Griener G. Conflicts of interest in clinical research: addressing the issue of physician remuneration. *The Journal of law, medicine & ethics : a journal of the American Society of Law, Medicine & Ethics*. 2002;30(2):305-8.

Caulfield T, Ogbogu U. BIOMEDICAL RESEARCH AND THE COMMERCIALIZATION AGENDA: A REVIEW OF MAIN CONSIDERATIONS FOR NEUROSCIENCE. *Accountability in Research-Policies and Quality Assurance*. 2008;15(4):303-20.

Caulfield T. Commentary: an independent voice?: conflicts of interest and research on ethical, legal and social issues. *Health law review*. 2005;13(2-3):114-6.

Caulkins JP. Publication bias: a concern just for drug prevention or for the entire drug control literature? *Drug and alcohol review*. 2008;27(4):345-6; discussion 52-6.

Cavinatto L, Bronson MJ, Chen DD, Moucha CS. Robotic-assisted versus standard unicompartmental knee arthroplasty-evaluation of manuscript conflict of interests, funding, scientific quality and bibliometrics. *International orthopaedics*. 2019;43(8):1865-71.

Cawley JF, Jones PE. Institutional sponsorship, student debt, and specialty choice in physician assistant education. *The journal of physician assistant education : the official journal of the Physician Assistant Education Association*. 2013;24(4):4-8.

Cech TR, Leonard JS. Science and business. Conflicts of interest--moving beyond disclosure. *Science (New York, NY)*. 2001;291(5506):989.

Centers for Disease Control and P. Adult awareness of tobacco advertising, promotion, and sponsorship--14 countries. *MMWR Morbidity and mortality weekly report*. 2012;61(20):365-9.

Centers for M, Medicaid Services HHS. Medicare program; Medicare Integrity Program, fiscal intermediary and carrier functions, and conflict of interest requirements. Final rule. *Federal register*. 2007;72(164):48869-88.

Cerroni L. Conflict of interests. *Journal of the American Academy of Dermatology*. 2008;58(1):170.

Chabner BA, Bates SE. Conflict of Interest: An Ethical Firestorm with Consequences for Cancer Research. *The oncologist*. 2018;23(12):1391-3.

Chabner BA. Conflict of interest: in the eye of the beholder? *The oncologist*. 2008;13(3):212-3.

Chabot J-M. Conflict of interest: the impact on readers. *La Revue du praticien*. 2011;61(5):667-8.

Chabot J-M. Managing conflicts of interest. *La Revue du praticien*. 2009;59(5):675-6.

Chabot JM. Medical development: conflict of interest? *La Revue du praticien*. 2001;51(10):1115-6.

Chabot J-M. Politics for conflicts of interest. *La Revue du praticien*. 2009;59(9):1279-80.

Chabot J-M. Quality of information, conflicts of interest, and readership. *La Revue du praticien*. 2003;53(1):65-6.

Chabot J-M. The high stakes of conflicts of interest. *La Revue du praticien*. 2005;55(11):1213-4.

Chadwick D, Privitera M. How skeptical should we be about industry-sponsored studies? *Neurology*. 2006;67(3):378-9.

Chakraborty DP, Nishikawa RM, Orton CG. Due to potential concerns of bias and conflicts of interest, regulatory bodies should not do evaluation methodology research related to their regulatory missions. *Medical physics*. 2017;44(9):4403-6.

Chakroun R, Milhabet I. Medical opinion leaders conflict of interests: effects of disclosures on the trust of the public and general practitioners. *Revue d'epidemiologie et de sante publique*. 2011;59(4):233-42.

Chalmers I. From optimism to disillusion about commitment to transparency in the medico-industrial complex. *Journal of the Royal Society of Medicine*. 2006;99(7):337-41.

Chalmers I. Publication bias. *Lancet (London, England)*. 1993;342(8879):1116.

Chalmers TC, Frank CS, Reitman D. Minimizing the three stages of publication bias. *Jama*. 1990;263(10):1392-5.

Chamak B. US pediatric psychiatry under scrutiny for conflict of interest. *Medecine sciences : M/S*. 2009;25(5):534-6.

Chambers T, Sassi F. Unhealthy sponsorship of sport. *BMJ (Clinical research ed)*. 2019;367:l6718.

Chambers T, Signal L, Carter M-A, McConville S, Wong R, Zhu W. Alcohol sponsorship of a summer of sport: a frequency analysis of alcohol marketing during major sports events on New Zealand television. *The New Zealand medical journal*. 2017;130(1448):27-33.

Chamon W, Melo LAS, Jr., Paranhos A, Jr. Declaration of conflict of interest in presentations and scientific publications. *Arquivos brasileiros de oftalmologia*. 2010;73(2):107-9.

Chan A-W, Hrobjartsson A, Haahr MT, Gotzsche PC, Altman DG. Empirical evidence for selective reporting of outcomes in randomized trials: comparison of protocols to published articles. *Jama*. 2004;291(20):2457-65.

Chan AW, Tetzlaff JM, Gotzsche PC, Altman DG, Mann H, Berlin JA, et al. SPIRIT 2013 explanation and elaboration: guidance for protocols of clinical trials. *Bmj-British Medical Journal*. 2013;346.

Chan AW. Bias, Spin, and Misreporting: Time for Full Access to Trial Protocols and Results. *Plos Medicine*. 2008;5(11):1533-5.

Chang L, Dhruva SS, Chu J, Bero LA, Redberg RF. Selective reporting in trials of high risk cardiovascular devices: cross sectional comparison between premarket approval summaries and published reports. *BMJ (Clinical research ed)*. 2015;350:h2613.

Chang L, Dhruva SS, Chu J, Bero LA, Redberg RF. Selective reporting in trials of high risk cardiovascular devices: cross sectional comparison between premarket approval summaries and published reports. *Bmj-British Medical Journal*. 2015;350.

Changes to Conflict of Interest Disclosures. *JAMA psychiatry*. 2018;75(8):867.

Chapman S. Formula one racing and the end of tobacco sponsorship: half pregnant at 350 kph? *Tobacco control*. 2002;11(2):87-8.

Chapman T. Evolutionary conflicts of interest between males and females. *Current biology : CB*. 2006;16(17):R744-54.

Chappell N, Cassels A, Outcalt L, Dujela C. Conflict of interest in pharmaceutical policy research: an example from Canada. *International Journal of Health Governance*. 2016;21(2):66-+.

Chappell PB, Mahableshwarkar AR, Alphs LD, Bangs ME, Butler A, DuBrava SJ, et al. Prospective assessment of suicidal ideation and behavior: an internet survey of pharmaceutical sponsor practices. *Innovations in clinical neuroscience*. 2014;11(9-10):14-22.

Charatan F. Doctors say they are not influenced by drug companies' promotions. *BMJ (Clinical research ed)*. 2001;322(7294):1081.

Charatan F. Drug company payments to doctors still hard to access despite disclosure laws. *BMJ (Clinical research ed)*. 2007;334(7595):655.

Charles NK, 3rd. Conflict of interest hurts patients. *Hospital outlook*. 2004;7(4):11-2.

Charlton BG. Conflicts of interest in medical science: peer usage, peer review and 'CoI consultancy'. *Medical hypotheses*. 2004;63(2):181-6.

Charren P. Children's television: a conflict of interests. *Pediatric annals*. 1985;14(12):789-92.

Chartres N, Fabbri A, Bero LA. Association of Industry Sponsorship With Outcomes of Nutrition Studies A Systematic Review and Meta-analysis. *Jama Internal Medicine*. 2016;176(12):1769-77.

Chartres N, Fabbri A, Bero LA. Association of Industry Sponsorship With Outcomes of Nutrition Studies: A Systematic Review and Meta-analysis. *JAMA internal medicine*. 2016;176(12):1769-77.

Chartres N, Fabbri A, McDonald S, Turton J, Allman-Farinelli M, McKenzie J, et al. Association of industry ties with outcomes of studies examining the effect of wholegrain foods on cardiovascular disease and mortality: systematic review and meta-analysis. *Bmj Open*. 2019;9(5).

Chaudhry S, Schroter S, Smith R, Morris J. Does declaration of competing interests affect readers' perceptions? A randomised trial. *British Medical Journal*. 2002;325(7377):1391-2.

Chaudhuri M. New marketing code for Indian drug companies favours the companies, critics say. *BMJ (Clinical research ed)*. 2012;345:e7495.

Chauhan D, Miners AH, Fischer AJ. Exploration of the difference in results of economic submissions to the National Institute of Clinical Excellence by manufacturers and assessment groups. *International Journal of Technology Assessment in Health Care*. 2007;23(1):96-100.

Chauvin A, Ravaud P, Baron G, Barnes C, Boutron I. The most important tasks for peer reviewers evaluating a randomized controlled trial are not congruent with the tasks most often requested by journal editors. *Bmc Medicine*. 2015;13.

Chavers S, Fife D, Wacholtz M, Stang P, Berlin J. Registration of Observational Studies: perspectives from an industry-based epidemiology group. *Pharmacoepidemiology and Drug Safety*. 2011;20(10):1009-13.

Check E. NIH acts to quench 'conflict of interest' allegations. *Nature*. 2004;427(6973):385.

Chen CL. Assessing potential legal responses to medical ghostwriting: effectiveness and constitutionality. *Journal of Law and the Biosciences*. 2018;5(1):84-102.

Chen J, Li Y, Zhou X, Li Z, Liu J, Yao Y, et al. Assessing the risk of bias and publication bias should be integral parts of the systematic review. *European journal of cancer (Oxford, England : 1990)*. 2019;118:187-8.

Chen P, Paul WRW, Garrison Llp NYNYUSA. Education or promotion?: Industry-sponsored continuing medical education (CME) as a center for the core/commercial speech debate. *Food and drug law journal*. 2003;58(3):473-509.

Chen Y, Yang K, Norris SL. Managing Conflicts of Interest in Practice Guidelines Panels. *Jama*. 2017;318(9):866-7.

Cheng JZ. Managing surgical conflicts of interest. *CMAJ : Canadian Medical Association journal = journal de l'Association medicale canadienne*. 2017;189(1):E32.

Cher DJ, Capobianco RA. Spine device clinical trials: design and sponsorship. *The spine journal : official journal of the North American Spine Society*. 2015;15(5):1133-40.

Cher DJ. Letter: Industry Sponsorship of Spine Device Trials Is the Norm. *Neurosurgery*. 2016;78(3):E475-6.

Cherla DV, Olavarria OA, Bernardi K, Viso CP, Moses ML, Holihan JL, et al. Investigation of Financial Conflict of Interest among Published Ventral Hernia Research. *Journal of the American College of Surgeons*. 2018;226(3):230-4.

Cherla DV, Olavarria OA, Holihan JL, Viso CP, Hannon C, Kao LS, et al. Discordance of conflict of interest self-disclosure and the Centers of Medicare and Medicaid Services. *The Journal of surgical research*. 2017;218:18-22.

Cherla DV, Viso CP, Holihan JL, Bernardi K, Moses ML, Mueck KM, et al. The Effect of Financial Conflict of Interest, Disclosure Status, and Relevance on Medical Research from the United States. *Journal of General Internal Medicine*. 2019;34(3):429-34.

Cherla DV, Viso CP, Olavarria OA, Bernardi K, Holihan JL, Mueck KM, et al. The Impact of Financial Conflict of Interest on Surgical Research: An Observational Study of Published Manuscripts. *World Journal of Surgery*. 2018;42(9):2757-62.

Cherpak LA, Korevaar DA, McGrath TA, Dang W, Walker D, Salameh J-P, et al. Publication Bias: Association of Diagnostic Accuracy in Radiology Conference Abstracts with Full-Text Publication. *Radiology*. 2019;292(1):120-6.

Cherrie JW. Re. Sponsorship by Big Oil, like the tobacco industry, should be banned by the research community - letter 1. *Epidemiology (Cambridge, Mass)*. 2019.

Cherrie JW. Re: Sponsorship by Big Oil, Like the Tobacco Industry, Should Be Banned by the Research Community-Letter 1. *Epidemiology (Cambridge, Mass)*. 2020;31(1):e1.

Chester MR. Financial ties that might bind: Consider palliative coronary intervention. *BMJ (Clinical research ed)*. 2008;336(7635):59.

Chew M. What conflict of interest? *Medical Journal of Australia*. 2004;181(1):4-5.

Chew M. What conflict of interest? *The Medical journal of Australia*. 2004;181(1):4-5.

Chi JH. Exposing conflicts of interest and complications of rhBMP-2. *Neurosurgery*. 2011;69(4):N21-2.

Chiba S. Conflict of interest management in the Japanese Society of Hematology. [Rinsho ketsueki] *The Japanese journal of clinical hematology*. 2019;60(9):1366-71.

Chido-Amajuoyi OG, Mantey DS, Clendennen SL, Perez A. Association of tobacco advertising, promotion and sponsorship (TAPS) exposure and cigarette use among Nigerian adolescents: implications for current practices, products and policies. *BMJ global health*. 2017;2(3):e000357.

Chikritzhs T. Protecting the integrity of shared scientific knowledge: is the conflict of interest statement enough? *Addiction* (Abingdon, England). 2010;105(2):200-1; author reply 5-6.

Chimonas S, Evarts SD, Littlehale SK, Rothman DJ. Managing conflicts of interest in clinical care: the "race to the middle" at U.S. medical schools. *Academic medicine : journal of the Association of American Medical Colleges*. 2013;88(10):1464-70.

Chimonas S, Frosch Z, Rothman DJ. From Disclosure to Transparency The Use of Company Payment Data. *Archives of Internal Medicine*. 2011;171(1):81-6.

Chimonas S, Patterson L, Raveis VH, Rothman DJ. Managing conflicts of interest in clinical care: a national survey of policies at U.S. medical schools. *Academic medicine : journal of the Association of American Medical Colleges*. 2011;86(3):293-9.

Chimonas S, Rothman DJ. New federal guidelines for physician-pharmaceutical industry relations: the politics of policy formation. *Health affairs (Project Hope)*. 2005;24(4):949-60.

Chimonas S, Stahl F, Rothman DJ. Exposing conflict of interest in psychiatry: does transparency matter? *International journal of law and psychiatry*. 2012;35(5-6):490-5.

Chirac P. Ethics in the pharmaceutical industry: acceptance of responsibility or a facet of marketing? *The International journal of risk & safety in medicine*. 1991;2(1):7-9.

Chisolm GM, 3rd. The rapidly changing landscape of biomedical conflicts of interest. *Cleveland Clinic journal of medicine*. 2007;74 Suppl 2:S3-5.

Chivers T. Does psychology have a conflict-of-interest problem? *Nature*. 2019;571(7763):20-3.

Cho BH, Lopez J, Means J, Lopez S, Milton J, Tufaro AP, et al. Is Article Methodological Quality Associated With Conflicts of Interest?: An Analysis of the Plastic Surgery Literature. *Annals of Plastic Surgery*. 2017;79(6):613-7.

Cho M. Disclosing conflicts of interest. *Lancet* (London, England). 1997;350(9070):72-3.

Cho MK, Billings P. Conflict of interest and institutional review boards. *Journal of investigative medicine : the official publication of the American Federation for Clinical Research*. 1997;45(4):154-9.

Cho MK, Shohara R, Schissel A, Rennie D. Policies on faculty conflicts of interest at US universities. *Jama*. 2000;284(17):2203-8.

Cho MK, Shohara R, Schissel A, Rennie D. Policies on faculty conflicts of interest at US universities. *Jama-Journal of the American Medical Association*. 2000;284(17):2203-8.

Cho MK. Conflicts of interest in magnetic resonance imaging: issues in clinical practice and research. *Topics in magnetic resonance imaging : TMRI*. 2002;13(2):73-7.

Choate GM. Conflict of interest and the banker-trustee. *Hospital progress*. 1978;59(3):48-53, 74, 6.

- Choi SW, Lam DMH. Funnels for publication bias--have we lost the plot? *Anaesthesia*. 2016;71(3):338-41.
- Choi WS, Song SW, Ock SM, Kim CM, Lee J, Chang WJ, et al. Duplicate publication of articles used in meta-analysis in Korea. *Springerplus*. 2014;3.
- Chokroverty S. Conflict of interest statement for industry-sponsored article. *Sleep medicine*. 2009;10(8):817.
- Chong SW, Collins NF, Wu CY, Liskaser GM, Peyton PJ. The relationship between study findings and publication outcome in anesthesia research: a retrospective observational study examining publication bias. *Canadian journal of anaesthesia = Journal canadien d'anesthesie*. 2016;63(6):682-90.
- Chopra AC, Tilberry SS, Sternat KE, Chung DY, Nichols SD, Piper BJ. Quantification of Conflicts of Interest in an Online Point-of-Care Clinical Support Website. *Science and engineering ethics*. 2019.
- Chou R. Same trials, different conclusions: sorting out discrepancies between reviews on interventional procedures of the spine. *Spine Journal*. 2009;9(8):679-89.
- Choudhry NK, Lee JL, Agnew-Blais J, Corcoran C, Shrank WH. Drug company-sponsored patient assistance programs: a viable safety net? *Health affairs (Project Hope)*. 2009;28(3):827-34.
- Choudhry NK, Stelfox HT, Detsky AS. Relationships between authors of clinical practice guidelines and the pharmaceutical industry. *Jama-Journal of the American Medical Association*. 2002;287(5):612-7.
- Chow JC. Prevalence of Publication Bias Tests in Speech, Language, and Hearing Research. *Journal of speech, language, and hearing research : JSLHR*. 2018;61(12):3055-63.
- Chren MM, Landefeld CS. Physicians' behavior and their interactions with drug companies. A controlled study of physicians who requested additions to a hospital drug formulary. *Jama*. 1994;271(9):684-9.
- Chren MM. Interactions between physicians and drug company representatives. *The American journal of medicine*. 1999;107(2):182-3.
- Christensen KT. Commentary: a physician's perspective on conflicts of interest. *The Journal of law, medicine & ethics : a journal of the American Society of Law, Medicine & Ethics*. 1997;25(2-3):199-201, 83.
- Chuard PJC, Vrtilek M, Head ML, Jennions MD. Evidence that nonsignificant results are sometimes preferred: Reverse P-hacking or selective reporting? *PLoS biology*. 2019;17(1):e3000127.
- Chubb J, Reed MS. The politics of research impact: academic perceptions of the implications for research funding, motivation and quality. *British Politics*. 2018;13(3):295-311.



Chung KC, Kotsis SV, Berger RA, Van Ummersen G. The Relationship Between Industry and Surgery. *Journal of Hand Surgery-American Volume*. 2011;36A(8):1352-9.

Chung VCH, Ho RST, Wu XY, Fung DHY, Lai X, Wu JCW, et al. Are meta-analyses of Chinese herbal medicine trials trustworthy and clinically applicable? A cross-sectional study. *Journal of Ethnopharmacology*. 2015;162:47-54.

Cicero MX, Curi MB, Mercurio M. Ethics for the pediatrician: physician interaction with the pharmaceutical industry. *Pediatrics in review*. 2011;32(1):e1-3.

Cichy KA. Ethical implications of for-profit corporate sponsorship of research. *SRA journal*. 1990;22(1):23-7.

Ciecka RJ. Moral-legal considerations of medical office building sponsorship. *Hospital progress*. 1974;55(11):55-7, 70.

Cienfuegos JA, Perez-Cuadrado Martinez E. Conflict of interest. Why is it important? *Revista espanola de enfermedades digestivas : organo oficial de la Sociedad Espanola de Patologia Digestiva*. 2019;111(6):413-5.

Cienfuegos JA, Perez-Cuadrado-Martinez E. Conflict of interest. Why is it important? *Revista Espanola De Enfermedades Digestivas*. 2019;111(6):413-5.

Cigarroa FG, Masters BS, Sharphorn D. Institutional Conflicts of Interest and Public Trust. *Jama*. 2018;320(22):2305-6.

Cimons M. NIH opens conflict-of-interest investigation. *Nature medicine*. 1999;5(2):129-30.

Citkowicz M, Vevea JL. A parsimonious weight function for modeling publication bias. *Psychological methods*. 2017;22(1):28-41.

Citrome L. Conflicts of interest: a matter of transparency. *International journal of clinical practice*. 2015;69(3):267-8.

Civilian Health and Medical Program of the Uniformed Services (CHAMPUS); exception of the CHAMPUS dual compensation/conflict of interest provisions--DoD. Proposed Rule. *Federal register*. 1997;62(165):45196-7.

Civitello DJ, Cohen J, Fatima H, Halstead NT, McMahon TA, Ortega CN, et al. Reply to Salkeld et al.: Diversity-disease patterns are robust to study design, selection criteria, and publication bias. *Proceedings of the National Academy of Sciences of the United States of America*. 2015;112(46):E6262.

Clamon JB. The search for a cure: combating the problem of conflicts of interest that currently plagues biomedical research. *Iowa law review*. 2003;89(1):235-71.

Clarification of Conflict of Interest Disclosure. *JAMA oncology*. 2017;3(4):568.

Clarification of Reporting of Conflicts of Interest. *Jama*. 2019.

Clarification of Reporting of Potential Conflicts of Interest in 2 Articles. *Jama*. 2019.

Clarification of Reporting of Potential Conflicts of Interest. *Jama*. 2019.

Clark AM, Choby A, Ainsworth K, Thompson DR. Addressing conflict of interest in non-pharmacological research. *International Journal of Clinical Practice*. 2015;69(3):270-2.

Clark CS. Sponsorship: the JFK Study. *Health progress (Saint Louis, Mo)*. 2005;86(1):45-7.

Clark J, Gonzalez J, Mansi B, Miller C, Mooney LA, Mosdell K, et al. Enhancing transparency and efficiency in reporting industry-sponsored clinical research: report from the Medical Publishing Insights and Practices initiative. *International journal of clinical practice*. 2010;64(8):1028-33.

Clark JD, George R. Supporting transparency. Henry Ford Health System moves forward on a comprehensive initiative to automate conflict of interest compliance reporting. Interview by Mark Hagland. *Healthcare informatics : the business magazine for information and communication systems*. 2013;30(2):45-7.

Clark JM, Anderson D, Makary MS, Keller EJ. Understanding Bias: A Look at Conflicts of Interest in IR. *Journal of vascular and interventional radiology : JVIR*. 2019;30(5):765-6.

Clark JM, Anderson D, Makary MS, Keller EJ. Understanding Bias: A Look at Conflicts of Interest in IR. *Journal of Vascular and Interventional Radiology*. 2019;30(5):765-6.

Clark JR. Conflict of Interest. *Air medical journal*. 2017;36(4):160-1.

Clarke BL. Communication patterns of biomedical scientists. I. Multiple authorship and sponsorship of Federal Program volunteer papers. *Federation proceedings*. 1967;26(5):1288-92.

Clarke HD. Full disclosure is only the first step in managing potential conflicts of interest: commentary on an article by Young-Kyun Lee, MD, et al. Conflict of interest in the assessment of thromboprophylaxis after total joint arthroplasty. A systematic review. *The Journal of bone and joint surgery American volume*. 2012;94(1):e5(1-2).

Clarke R, Bennett DA, Parish S, Verhoef P, Dotsch-Klerk M, Lathrop M, et al. Homocysteine and coronary heart disease: meta-analysis of MTHFR case-control studies, avoiding publication bias. *PLoS medicine*. 2012;9(2):e1001177.

Clarke RL. The value of sponsorship. *Healthcare financial management : journal of the Healthcare Financial Management Association*. 2000;54(6):16.

Classen JB. Enhanced funding of pharmacoepidemiology through patenting the disclosure of adverse event information. *Pharmacoepidemiology and drug safety*. 2006;15(6):390-3.

Claxton LD. A review of conflict of interest, competing interest, and bias for toxicologists. *Toxicology and Industrial Health*. 2007;23(10):557-71.

Claxton LD. Scientific authorship Part 1. A window into scientific fraud? *Mutation Research-Reviews in Mutation Research*. 2005;589(1):17-30.

Claxton LD. Scientific authorship Part 2. History, recurring issues, practices, and guidelines. *Mutation Research-Reviews in Mutation Research*. 2005;589(1):31-45.

Cleary JE. Industry sponsorship of continuing medical education. *Jama*. 2003;290(9):1150; author reply

Clemens R, Schmidt D. Conflicts of interest in approvals of food additives. *JAMA internal medicine*. 2014;174(2):299-300.

Cleophas RC, Cleophas TJ. Is selective reporting of clinical research unethical as well as unscientific? *International journal of clinical pharmacology and therapeutics*. 1999;37(1):1-7.

Cleophas TJ. Is selective reporting of well-designed clinical research unethical as well as unscientific? *Nederlands tijdschrift voor geneeskunde*. 1996;140(9):509-10.

Cleve WE, Ramsey KM. Industry-sponsored infectious disease surveillance--an idea whose time has come? *Southern medical journal*. 2007;100(9):859-60.

Clifford TJ, Barrowman NJ, Moher D. Funding source, trial outcome and reporting quality: are they related? Results of a pilot study. *Bmc Health Services Research*. 2002;2.

Clinical implications of drug-protein binding. Proceedings of a symposium sponsored by Syva Company. Washington DC, 5th and 6th August, 1983. *Clinical pharmacokinetics*. 1984;9 Suppl 1:1-104.

Clinical practice guidelines and conflict of interest. *CMAJ : Canadian Medical Association journal = journal de l'Association medicale canadienne*. 2005;173(11):1297, 9.

Clisant S, Clermont A, Adenis A, Penel N. Inflation in the number of eligibility criteria for industry-sponsored phase II cancer clinical trial: illustration over a 20-year period. *Contemporary clinical trials*. 2012;33(3):459.

Cloft HJ, Kallmes DF, Lanzino G. Buried treasures: unpublished results of industry-sponsored neurointerventional trials. *AJNR American journal of neuroradiology*. 2009;30(8):1457-8.

Coburn KM, Vevea JL. Publication Bias as a Function of Study Characteristics. *Psychological Methods*. 2015;20(3):310-30.

Cochran CE, White KR. Does Catholic sponsorship matter? Social science is beginning to reveal differences between the ministry and other forms of care. *Health progress (Saint Louis, Mo)*. 2002;83(1):14-6, 50.

Code of conduct for the implementation of article no. 30 on conflict of interest by the Italian. *Minerva pediatrica*. 2007;59(5):421-3.

Cohen D, Carter P. Conflicts of interest. WHO and the pandemic flu "conspiracies". *BMJ (Clinical research ed)*. 2010;340:c2912.

Cohen D, Jacobs DH. Randomized Controlled Trials of Antidepressants: Clinically and Scientifically Irrelevant. *Journal of Mind and Behavior*. 2010;31(1-2):1-22.

Cohen D. European Medicines Agency is to tighten up on advisers' conflicts of interest. *BMJ (Clinical research ed)*. 2012;344:e2388.

Cohen D. European Medicines Agency tightens rules on conflict of interest. *BMJ (Clinical research ed)*. 2010;341:c5902.

Cohen HS. On professional power and conflict of interest: state licensing boards on trial. *Journal of health politics, policy and law*. 1980;5(2):291-308.

Cohen IG, Lynch HF, Deubert CR. A Proposal to Address NFL Club Doctors' Conflicts of Interest and to Promote Player Trust. *The Hastings Center report*. 2016;46 Suppl 2:S2-S24.

Cohen J, Grudzinkas G, Johnson MH. Possible conflicts of interest in medical publishing. *Reproductive biomedicine online*. 2013;26(5):409-10.

Cohen J. A new 'publication bias': the mode of publication. *Reproductive biomedicine online*. 2006;13(5):754-5.

Cohen JE, Ashley MJ, Ferrence R, Brewster JM, Goldstein AO. Institutional addiction to tobacco. *Tobacco Control*. 1999;8(1):70-4.

Cohen JE, Zeller M, Eissenberg T, Parascandola M, O'Keefe R, Planinac L, et al. Criteria for evaluating tobacco control research funding programs and their application to models that include financial support from the tobacco industry. *Tobacco Control*. 2009;18(3):228-34.

Cohen JJ. Managing financial conflicts of interest in clinical research. *Science and engineering ethics*. 2002;8(3):401-6.

Cohen MB. A conflict of interest? *American journal of clinical pathology*. 1998;110(4):549.

Cohen N, Lavie RG, Manor Ya, Mimouni M, Furst DE, Amariyo G. Questioning a publication bias between industry-funded and non-industry-funded randomized controlled trials on biological and small molecule therapy for rheumatoid arthritis. *Seminars in arthritis and rheumatism*. 2019.

Cohen PA. Coronary artery calcium scanning and conflicts of interest. *Archives of internal medicine*. 2012;172(8):670; author reply

Cohen R. Important Distinctions Concerning Pharmaceutical Company-Sponsored Meals and Prescribing Patterns. *JAMA internal medicine*. 2016;176(12):1880-1.

Cohen SP, Gallagher RM. Ethical Conundrums in Pain Medicine: The Intersection of Industry Sponsorship, Fee-for-Service Interventions, and Access to Care. *Pain medicine (Malden, Mass)*. 2017;18(9):1629-30.

Cohn JN. Conflicts of interest: to eliminate them or manage them. *Journal of cardiac failure*. 2009;15(5):375-6.

- Cohn LH, Moon MR. Consensus panel opinion for minimally invasive aortic valve replacement: assessing potential conflict of interest. *The Journal of thoracic and cardiovascular surgery*. 2014;147(3):1109.
- Colagiuri S, Caterson ID. KFC sponsorship of cricket. *The Medical journal of Australia*. 2008;189(7):415-6; author reply 6.
- Cole AM, Baldwin L-M, Keppel GA, Kuwana E, Mollis BL, Wilfond BS. Conflicts of Interest and Distribution of Resources to Community Partners: An Organizational Ethics Dilemma. *Progress in community health partnerships : research, education, and action*. 2017;11(1):99-106.
- Cole CH. Patients expect transparency in doctors' relationships with the pharmaceutical industry. Comment. *The Medical journal of Australia*. 2009;190(8):459-60; author reply 60-1.
- Cole P. The true conflict of interest. *American journal of industrial medicine*. 1995;28(5):615-6.
- Coleman BG, Johnson TM, Erley KJ, Topolski R, Rethman M, Lancaster DD. Preparing Dental Students and Residents to Overcome Internal and External Barriers to Evidence-Based Practice. *Journal of Dental Education*. 2016;80(10):1161-9.
- Collen M. Drug testing, chronic pain, and financial conflicts of interest. *The American journal of managed care*. 2011;17(4):e148; author reply e9-50.
- Collier R. Managing surgical conflicts of interest. *CMAJ : Canadian Medical Association journal = journal de l'Association medicale canadienne*. 2016;188(15):1069.
- Collier R. PHAC to publicly disclose conflicts of interest of external advisors serving on advisory committees. *CMAJ : Canadian Medical Association journal = journal de l'Association medicale canadienne*. 2011;183(11):E707-8.
- Collin J, MacKenzie R. The World Cup, sport sponsorship, and health. *Lancet (London, England)*. 2006;367(9527):1964-6.
- Collins IS. Drug company sponsored symposia fulfil an important educational role. *The Medical journal of Australia*. 2006;185(11-12):673; author reply 4-5.
- Colom F, Vieta E. The need for publishing the silent evidence from negative trials. *Acta Psychiatrica Scandinavica*. 2011;123(2):91-4.
- Colombo C, Mosconi P, Villani W, Garattini S. Patient organizations' funding from pharmaceutical companies: is disclosure clear, complete and accessible to the public? An Italian survey. *PloS one*. 2012;7(5):e34974.
- Combs T, Tritz D, Ivy H, von Borstel D, Horn J, Vassar M. Financial Conflicts of Interest Among Authors of Clinical Practice Guidelines for Routine Screening Mammography. *Journal of the American College of Radiology : JACR*. 2019;16(11):1598-603.
- Comite Editorial de Medicina de Familia S. Conflicts of Interest and Family Medicine-SEMERGEN. *Semergen*. 2019;45(3):143-4.

Commens CA. Truth in clinical research trials involving pharmaceutical sponsorship. *The Medical journal of Australia*. 2001;174(12):648-9.

Commercial sponsorship in the RCPCH. *Bulletin of medical ethics*. 1999;No. 149:5-6.

Common insurer creates potential conflict of interest. *Indiana medicine : the journal of the Indiana State Medical Association*. 1993;86(4):316-7.

Company-sponsored health exams. *Journal of occupational medicine : official publication of the Industrial Medical Association*. 1992;34(6):585-6.

Conen D, Torres J, Ridker PM. Differential citation rates of major cardiovascular clinical trials according to source of funding - A survey from 2000 to 2005. *Circulation*. 2008;118(13):1321-7.

Conflict of evidence or conflict of interest? *Evidence-based spine-care journal*. 2012;3(1):5-7.

Conflict of interest and its significance in science and medicine. *Proceedings of an international conference*. Warsaw, Poland, 5-6 April 2002. *Science and engineering ethics*. 2002;8(3):261-474.

Conflict of interest and the rebuttable presumption in the context of an excess benefit transaction. *Hospital law newsletter*. 2001;18(9):1-4.

Conflict of Interest Declarations by Contributing Editors of the Special Issue on Early-Career Scientists, Sponsored by Illumina. *mSystems*. 2019;4(3).

Conflict of Interest Declarations by Contributing Editors of the Special Issue on Early-Career Systems Microbiology Scientists, Sponsored by Janssen Human Microbiome Institute (JHMI). *mSystems*. 2018;3(2).

Conflict of Interest Disclosures Omitted. *JAMA dermatology*. 2017;153(1):112.

Conflict of Interest Disclosures. *Global spine journal*. 2018;8(1 Suppl):375S-83S.

Conflict of Interest Disclosures. *Global spine journal*. 2019;9(2 Suppl):534S-54S.

Conflict of Interest Disclosures. *Journal of lower genital tract disease*. 2016;20(2 Suppl 1):S33-9.

Conflict of Interest Disclosures. *Journal of lower genital tract disease*. 2018;22(2S Suppl 1):S27-S32.

Conflict of Interest Disclosures. *Journal of lower genital tract disease*. 2019;23(2S Suppl 1):S29-S35.

Conflict of interest in biomedical journals. *Revista medica de Chile*. 2003;131(1):93-4.

Conflict of interest policies in the hospital credentialing process. *Hospital law newsletter*. 2003;21(1):1-8.

Conflict of interest policy. *American College of Emergency Physicians. Annals of emergency medicine*. 1998;31(1):150-2.

- Conflict of interest regarding clinical physicians' relationship with pharmaceutical industry. *Seishin shinkeigaku zasshi = Psychiatria et neurologia Japonica*. 2010;112(11):1115-6.
- Conflict of interest revisited. *Epilepsy research*. 2002;48(1-2):1.
- Conflict of interest revisited. *Nature*. 1992;355(6363):751.
- Conflict of Interest. *Annals of emergency medicine*. 2017;70(1):118-20.
- Conflict of interest. International Committee of Medical Journal Editors. *Annals of internal medicine*. 1993;118(8):646-7.
- Conflict of interest. International Committee of Medical Journal Writers. *Lancet (London, England)*. 1993;341(8847):742-3.
- Conflict of interest. *Nature*. 2014;505(7482):132.
- Conflict of Interest. *Science (New York, NY)*. 1962;138(3543):865.
- Conflict of interests and development of new drugs: crisis in the making. *Surgical neurology*. 2001;55(4):240-3.
- Conflicts of interest and the physician entrepreneur. *The New England journal of medicine*. 1986;314(4):250-3.
- Conflicts of interest guidance. *Nursing management (Harrow, London, England : 1994)*. 2017;24(1):12.
- Conflicts of interest in France: feeble reform. *Prescrire international*. 2014;23(145):27.
- Conflicts of interest in immunisation. *Bulletin of medical ethics*. 2002(175):19.
- Conflicts of interest in medical center/industry research relationships. Council on Scientific Affairs and Council on Ethical and Judicial Affairs. *Jama*. 1990;263(20):2790-3.
- Conflicts of interest in public institutions. It will be the network to exercise control? *Recenti progressi in medicina*. 2015;106(4):153-4.
- Conflicts of interest in research--guidelines for control. *Oncology (Williston Park, NY)*. 1990;4(6):72, 4.
- Conflicts of Interest Omitted. *JAMA surgery*. 2016;151(12):1193.
- Conflicts of interest within the French regulatory agency: more progress needed. *Prescrire international*. 2010;19(108):186-8.
- Conflicts of interest, continued. *Jama*. 1990;263(9):1199-200.
- CONFLICTS OF INTEREST. *American journal of public health*. 2019;109(11):1492.
- CONFLICTS OF INTEREST. *American journal of public health*. 2019;109(12):1630.
- CONFLICTS OF INTEREST. *American journal of public health*. 2019;109(3):360.

- CONFLICTS OF INTEREST. *American journal of public health*. 2019;109(S3):S148.
- Conflicts of interest. *Nature*. 1989;340(6236):664.
- Conflicts of interest. *Nature*. 1994;371(6497):461-2.
- Conflicts of interest. Physician ownership of medical facilities. Council on Ethical and Judicial Affairs, American Medical Association. *Jama*. 1992;267(17):2366-9.
- Conflicts of interest: industry versus healthcare professionals. *Prescrire international*. 2015;24(158):60.
- Conflicts of interests and investments. *CMAJ : Canadian Medical Association journal = journal de l'Association medicale canadienne*. 2004;171(11):1313.
- Confronting conflict of interest. *Nature medicine*. 2018;24(11):1629.
- Congress: discussion about journal filled with conflict of interest. *Sygeplejersken*. 1994;94(25):28-30.
- Conibear H. Response to Babor & Miller editorial 'McCarthyism, conflict of interest and Addiction's new transparency declaration procedures'. *Addiction (Abingdon, England)*. 2014;109(8):1382-3.
- Conlin DC. Sponsorship at the crossroads. Religious institutes must consider the direction in which they will go. *Health progress (Saint Louis, Mo)*. 2001;82(4):20-3.
- Conn J. Seeking expert advice. Organizations see no conflict of interest as IT veterans join firms' boards. *Modern healthcare*. 2012;42(20):18.
- Connelly ME, Goldstein R, Chandler JD, Simonsen RJ. A conflict of interest? *Dentistry today*. 2007;26(9):16.
- Connolly CK. Conflict of interest. Conflict of interest statement should be abolished. *BMJ (Clinical research ed)*. 1996;313(7071):1555; author reply -6.
- Connor SL. The role of sponsorship in achieving our mission. *Journal of the Academy of Nutrition and Dietetics*. 2015;115(5):691.
- Connors K. Catholic Identity in New Sponsorship Models. *Health progress (Saint Louis, Mo)*. 2017;98(3):31-3.
- Conradi U, Joffe AR. Publication bias in animal research presented at the 2008 Society of Critical Care Medicine Conference. *BMC research notes*. 2017;10(1):262.
- Conradt L, Roper TJ. Conflicts of interest and the evolution of decision sharing. *Philosophical transactions of the Royal Society of London Series B, Biological sciences*. 2009;364(1518):807-19.
- Consolazio WV. Government sponsorship of medical research: a symposium. IV. *Bulletin of the Medical Library Association*. 1955;43(1):27-30.



CONSORT 2010, explanation and elaboration Updated guidelines for reporting parallel group randomized trials. *Archives of Hellenic Medicine*. 2011;28:10-59.

Constantian MB. Conflicts of interest in medical writing and the concept of disclosure. *Plastic and reconstructive surgery*. 2000;105(2):796-7.

Containing health benefit costs: the self-insurance option. Based on a conference sponsored by the Center for Industry and Health Care, Boston University, June 9-10, 1978. *Industry and health care*. 1979;6:1-181.

Conti CR. Publications and conflict of interest. *Clinical cardiology*. 2001;24(7):491.

Continuing education travel grants 2012: sponsored by pharmaceutical partners of Canada, a company of the fresenius kabi group. *The Canadian journal of hospital pharmacy*. 2013;66(2):146.

Control conflicts of interest with these seven practices. *Hospital material[dollar sign] management*. 2007;32(10):6-8.

Conway MH. Does Clinical Pharmacology & Therapeutics' conflict of interest policy protect the reader? *Clinical pharmacology and therapeutics*. 2007;82(5):495-6.

Cook CCH. Conflicts of interest and the common good in alcohol policy and research. *Addiction (Abingdon, England)*. 2005;100(10):1555-6.

Cook CCH. Re: A common standard for conflict of interest disclosure in addiction journals. *Addiction (Abingdon, England)*. 2010;105(4):760-1.

Cook DM, Boyd EA, Grossmann C, Bero LA. Reporting Science and Conflicts of Interest in the Lay Press. *Plos One*. 2007;2(12).

Cook DM, Boyd EA, Grossmann C, Bero LA. Reporting science and conflicts of interest in the lay press. *PloS one*. 2007;2(12):e1266.

Cook DM, Mburia-Mwalili A. Medication therapy management favors large pharmacy chains and creates potential conflicts of interest. *Journal of managed care pharmacy : JMCP*. 2009;15(6):495-500.

Cook DM. The recession may increase potential conflicts of interest in science: a comment on "A delicate diplomatic situation!: tobacco industry efforts to gain control of the Framingham study". *Journal of clinical epidemiology*. 2010;63(8):818-9.

Cook RW, Weiner JA, Schallmo MS, Chun DS, Barth KA, Singh SK, et al. Effects of Conflicts of Interest on Practice Patterns and Complication Rates in Spine Surgery. *Spine*. 2017;42(17):1322-9.

Coombes R. New year brings new transparency for drug company payments to doctors in UK. *BMJ (Clinical research ed)*. 2015;350:g7748.

Cooney WP, 3rd. Standards of professionalism on orthopaedist-industry conflicts of interest. *The Journal of the American Academy of Orthopaedic Surgeons*. 2007;15(12):705-6.

Cooper RJ, Gupta M, Wilkes MS, Hoffman JR. Conflict of interest disclosure policies and practices in peer-reviewed biomedical journals. *Journal of General Internal Medicine*. 2006;21(12):1248-52.

Cooper RJ, Schriger DL. The availability of references and the sponsorship of original research cited in pharmaceutical advertisements. *Canadian Medical Association Journal*. 2005;172(4):487-91.

Cooper RJ, Schriger DL. The availability of references and the sponsorship of original research cited in pharmaceutical advertisements. *CMAJ : Canadian Medical Association journal = journal de l'Association medicale canadienne*. 2005;172(4):487-91.

Coors ME, Raymond KM, McWilliams SK, Hopfer CJ, Mikulich-Gilbertson SK. What adolescents enrolled in genomic addiction research want to know about conflicts of interest. *Drug and alcohol dependence*. 2015;147:272-5.

Copas J, Jackson D. A bound for publication bias based on the fraction of unpublished studies. *Biometrics*. 2004;60(1):146-53.

Copas JB, Malley PF. A robust P-value for treatment effect in meta-analysis with publication bias. *Statistics in medicine*. 2008;27(21):4267-78.

Copas JB, Shi JQ. A sensitivity analysis for publication bias in systematic reviews. *Statistical methods in medical research*. 2001;10(4):251-65.

Cornaglia Ferraris P. Conflict of interests in the Italian medical system. *Giornale italiano di cardiologia (2006)*. 2012;13(4):234-5.

Corporate sponsored mammography. *Oncology (Williston Park, NY)*. 1990;4(4):19.

Corporate Sponsors. *Therapeutic apheresis and dialysis : official peer-reviewed journal of the International Society for Apheresis, the Japanese Society for Apheresis, the Japanese Society for Dialysis Therapy*. 2019;23(1):103-4.

Corporate Sponsors. *Therapeutic apheresis and dialysis : official peer-reviewed journal of the International Society for Apheresis, the Japanese Society for Apheresis, the Japanese Society for Dialysis Therapy*. 2019;23(2):199-200.

Corporate Sponsors. *Therapeutic apheresis and dialysis : official peer-reviewed journal of the International Society for Apheresis, the Japanese Society for Apheresis, the Japanese Society for Dialysis Therapy*. 2019;23(3):303-4.

Corporate Sponsors. *Therapeutic apheresis and dialysis : official peer-reviewed journal of the International Society for Apheresis, the Japanese Society for Apheresis, the Japanese Society for Dialysis Therapy*. 2019;23(4):391-2.

Corporate Sponsors. Therapeutic apheresis and dialysis : official peer-reviewed journal of the International Society for Apheresis, the Japanese Society for Apheresis, the Japanese Society for Dialysis Therapy. 2019;23(5):489-90.

Corporate Sponsors. Therapeutic apheresis and dialysis : official peer-reviewed journal of the International Society for Apheresis, the Japanese Society for Apheresis, the Japanese Society for Dialysis Therapy. 2019;23(6):592-3.

Corporate-sponsored endourological society fellowships. Journal of endourology. 2005;19(6):758.

Corporate-Sponsored Programs in Endourology. Journal of endourology. 2004;18(8):803.

Correction of Potential Conflicts of Interest Disclosures, Author Affiliation, and Role of Funder. JAMA ophthalmology. 2018;136(12):1432.

Correction to Conflict of Interest Disclosure. JAMA oncology. 2019.

Correction to Conflict of Interest Statement in: POINT: Should Radiation Dose From CT Scans Be a Factor in Patient Care? Yes. Chest. 2017;151(5):1197.

Correction to Conflict of Interest Statement in: Radiation Risks in Lung Cancer Screening Programs: A Comparison With Nuclear Industry Workers and Atomic Bomb Survivors. Chest. 2017;151(5):1197.

Correction to Conflict of Interest Statement in: Rebuttal From Dr McCunney. Chest. 2017;151(5):1197.

Correction: Conflict of interest between professional medical societies and industry: a cross-sectional study of Italian medical societies' websites. BMJ open. 2016;6(6):e011124corr1.

Corti B, Donovan RJ, Holman CD, Coten N, Jones SJ. Using sponsorship to promote health messages to children. Health education & behavior : the official publication of the Society for Public Health Education. 1997;24(3):276-86.

Cosgrove L, Bursztajn HJ, Erlich DR, Wheeler EE, Shaughnessy AF. Conflicts of interest and the quality of recommendations in clinical guidelines. Journal of evaluation in clinical practice. 2013;19(4):674-81.

Cosgrove L, Bursztajn HJ, Krinsky S, Anaya M, Walker J. Conflicts of interest and disclosure in the American Psychiatric Association's Clinical Practice Guidelines. Psychotherapy and psychosomatics. 2009;78(4):228-32.

Cosgrove L, Bursztajn HJ. Strengthening conflict-of-interest policies in medicine. Journal of Evaluation in Clinical Practice. 2010;16(1):21-4.

Cosgrove L, Krinsky S, Vijayaraghavan M, Schneider L. Financial ties between DSM-IV panel members and the pharmaceutical industry. Psychotherapy and Psychosomatics. 2006;75(3):154-60.

Cosgrove L, Krimsky S, Wheeler EE, Kaitz J, Greenspan SB, DiPentima NL. Tripartite conflicts of interest and high stakes patent extensions in the DSM-5. *Psychotherapy and psychosomatics*. 2014;83(2):106-13.

Cosgrove L, Krimsky S, Wheeler EE, Peters SM, Brodt M, Shaughnessy AF. Conflict of Interest Policies and Industry Relationships of Guideline Development Group Members: A Cross-Sectional Study of Clinical Practice Guidelines for Depression. *Accountability in research*. 2017;24(2):99-115.

Cosgrove L, Krimsky S. A Comparison of DSM-IV and DSM-5 Panel Members' Financial Associations with Industry: A Pernicious Problem Persists. *Plos Medicine*. 2012;9(3).

Cosgrove L, Peters SM, Vaswani A, Karter JM. Institutional corruption in psychiatry: Case analyses and solutions for reform. *Social and Personality Psychology Compass*. 2018;12(6).

Cosgrove L, Shaughnessy AF, Peters SM, Lexchin JR, Bursztajn H, Bero L. Conflicts of Interest and the Presence of Methodologists on Guideline Development Panels: A Cross-Sectional Study of Clinical Practice Guidelines for Major Depressive Disorder. *Psychotherapy and psychosomatics*. 2017;86(3):168-70.

Cosgrove L, Shi L, Creasey DE, Anaya-McKivergan M, Myers JA, Huybrechts KF. Antidepressants and Breast and Ovarian Cancer Risk: A Review of the Literature and Researchers' Financial Associations with Industry. *Plos One*. 2011;6(4).

Cosgrove L, Vannoy S, Mintzes B, Shaughnessy AF. Under the Influence: The Interplay among Industry, Publishing, and Drug Regulation. *Accountability in Research-Policies and Quality Assurance*. 2016;23(5):257-79.

Cosgrove L, Wheeler EE. Drug Firms, the Codification of Diagnostic Categories, and Bias in Clinical Guidelines. *Journal of Law Medicine & Ethics*. 2013;41(3):644-53.

Cote A. Adequate protection for the autonomous research subject? The disclosure of sources of funding and commercialisation in genetic research trials. *Manitoba law journal*. 2002;28(3):347-58.

Cottingham MD, Kalbaugh CA, Fisher JA. Tracking the Pharmaceutical Pipeline: Clinical Trials and Global Disease Burden. *Cts-Clinical and Translational Science*. 2014;7(4):297-9.

Coupat C, Pradier C, Degand N, Hofliger P, Pulcini C. Selective reporting of antibiotic susceptibility data improves the appropriateness of intended antibiotic prescriptions in urinary tract infections: a case-vignette randomised study. *European journal of clinical microbiology & infectious diseases* : official publication of the European Society of Clinical Microbiology. 2013;32(5):627-36.

Coussins J. Should industry sponsor research? Portman Group has always openly acknowledged its source of funding. *BMJ (Clinical research ed)*. 1999;318(7178):261.

Coutts AJ. Dealing With Conflicts of Interest. *International journal of sports physiology and performance*. 2018:1-2.

Covance I, Research IC, Inveresk Research G, Kendle International I, Corp PI, Development PPD, et al. Sponsorship, authorship, and accountability. *Annals of internal medicine*. 2002;136(3):251-2; discussion -2.

Cowley AJ, Skene A, Stainer K, Hampton JR. The effect of lorainide on arrhythmias and survival in patients with acute myocardial infarction: an example of publication bias. *International journal of cardiology*. 1993;40(2):161-6.

Cowlshaw S, Thomas SL. Industry interests in gambling research: Lessons learned from other forms of hazardous consumption. *Addictive Behaviors*. 2018;78:101-6.

Coyle SL, Ethics Human Right C. Physician-industry relations. Part 1: Individual physicians. *Annals of Internal Medicine*. 2002;136(5):396-402.

Coyne DW. Conflicts of interest and viewpoint bias in KDOQI and KDIGO workgroups. *Nephrology, dialysis, transplantation : official publication of the European Dialysis and Transplant Association - European Renal Association*. 2008;23(12):4071; author reply -2.

Coyne J. Lessons in conflict of interest: the construction of the martyrdom of David Healy and the dilemma of bioethics. *The American journal of bioethics : AJOB*. 2005;5(1):W3-14.

Coyne JC, Kok RN. SALVAGING PSYCHOTHERAPY RESEARCH: A MANIFESTO. *Journal of Evidence-Based Psychotherapies*. 2014;14(2):105-24.

Craner J. A critique of the ACOEM statement on mold: undisclosed conflicts of interest in the creation of an "evidence-based" statement. *International journal of occupational and environmental health*. 2008;14(4):283-98.

Cranin AN. Conflicts of interest. *The Journal of oral implantology*. 2007;33(2):49-50.

Cranin AN. Editorial: A conflict of interest. *The Journal of prosthetic dentistry*. 1973;30(5):735.

Crape BL, Latkin CA, Laris AS, Knowlton AR. The effects of sponsorship in 12-step treatment of injection drug users. *Drug and alcohol dependence*. 2002;65(3):291-301.

Craven R, Blinkhorn AS, Schou L. The response of 1578 school leavers to a campaign combining commercial, Health Boards' and GPs' sponsorship in an effort to improve dental attendance. *British dental journal*. 1993;174(6):207-11.

Crawford JM, Briggs CL, Engeland CG. Publication Bias and Its Implications for Evidence-Based Clinical Decision Making. *Journal of Dental Education*. 2010;74(6):593-600.

Crean S, Michels SL, Moschella K, Reynolds MW. Bovine thrombin safety reporting: an example of study design and publication bias. *The Journal of surgical research*. 2010;158(1):77-86.

Crigger B-J. The curious saga of Congress, the NIH, and conflict of interest. *The Hastings Center report*. 2005;35(2):13-4.

Crigger NJ. Pharmaceutical promotions and conflict of interest in nurse practitioner's decision making: the undiscovered country. *Journal of the American Academy of Nurse Practitioners*. 2005;17(6):207-12.

Crigger NJ. Towards understanding the nature of conflict of interest and its application to the discipline of nursing. *Nursing philosophy : an international journal for healthcare professionals*. 2009;10(4):253-62.

Criscione L. Authorities should note sponsorship--results link. *Nature*. 2003;424(6947):369.

Criss CN, MacEachern MP, Matusko N, Dimick JB, Maggard-Gibbons M, Gadepalli SK. The Impact of Corporate Payments on Robotic Surgery Research. *Annals of Surgery*. 2019;269(3):389-96.

Cristea IA, Gentili C, Pietrini P, Cuijpers P. Sponsorship bias in the comparative efficacy of psychotherapy and pharmacotherapy for adult depression: meta-analysis. *British Journal of Psychiatry*. 2017;210(1):16-23.

Cristea IA, Gentili C, Pietrini P, Cuijpers P. Sponsorship bias in the comparative efficacy of psychotherapy and pharmacotherapy for adult depression: meta-analysis. *The British journal of psychiatry : the journal of mental science*. 2017;210(1):16-23.

Cristea IA, Gentili C. Publication Bias in Trials With and Without Null Findings. *Jama*. 2019;322(12):1213-4.

Cristea I-A, Ioannidis JPA. Improving Disclosure of Financial Conflicts of Interest for Research on Psychosocial Interventions. *JAMA psychiatry*. 2018;75(6):541-2.

Crocetti E. Perception of the conflict of interest in people working in public health services. *Epidemiologia e prevenzione*. 2019;43(1):55-9.

Crocetti E. Why is the conflict of interest due to an employment contract with a public health body not declared? *Epidemiologia e prevenzione*. 2018;42(2):104-5.

Crombe DH. The teaching of marketing related to the pharmaceutical industry's needs. *Journal of the American Pharmaceutical Association*. 1972;12(12):637-40.

Cromwell HA. Pros and cons of company-sponsored executive health programs. *Medical record and annals*. 1963;56:5 passim.

Cross SL. The company they keep. Fifth Annual Meeting on Oncogenes sponsored by the Foundation for Advanced Cancer Studies, Inc., Frederick, MD, USA, June 27-July 1, 1989. *The New biologist*. 1989;1(2):141-3.

Cuffe RL, Lawrence D, Stone A, Vandemeulebroecke M. When is a seamless study desirable? Case studies from different pharmaceutical sponsors. *Pharmaceutical statistics*. 2014;13(4):229-37.

Cuijpers P, Smit F, Bohlmeijer E, Hollon SD, Andersson G. Efficacy of cognitive-behavioural therapy and other psychological treatments for adult depression: meta-analytic study of

publication bias. *The British journal of psychiatry : the journal of mental science*. 2010;196(3):173-8.

Cullen D, Smith K, Collin J. 'Half-cut' science: a qualitative examination of alcohol industry actors' use of peer-reviewed evidence in policy submissions on Minimum Unit Pricing. *Evidence & Policy*. 2019;15(1):49-66.

Cullerton K, Adams J, Forouhi N, Francis O, White M. What principles should guide interactions between population health researchers and the food industry? Systematic scoping review of peer-reviewed and grey literature. *Obesity Reviews*. 2019;20(8):1073-84.

Cullerton K, Adams J, Francis O, Forouhi N, White M. Building consensus on interactions between population health researchers and the food industry: Two-stage, online, international Delphi study and stakeholder survey. *Plos One*. 2019;14(8).

Culliton BJ. Managed care & conflict of interest. *Nature medicine*. 1996;2(5):489.

Cunningham MRA, Warne WJ, Schaad DC, Wolf FM, Leopold SS. Industry-funded positive studies not associated with better design or larger size. *Clinical Orthopaedics and Related Research*. 2007(457):235-41.

Curran WJ. Scientific and commercial development of human cell lines. Issues of property, ethics, and conflict of interest. *The New England journal of medicine*. 1991;324(14):998-1000.

Curzer HJ, Santillanes G. Managing conflict of interest in research: some suggestions for investigators. *Accountability in research*. 2012;19(3):143-55.

Curzer HJ, Santillanes G. Managing Conflict of Interest in Research: Some Suggestions for Investigators. *Accountability in Research-Policies and Quality Assurance*. 2012;19(3):143-55.

Cuschieri S. The STROBE guidelines. *Saudi Journal of Anaesthesia*. 2019;13:31-4.

Cwiek M. State nursing associations and collective bargaining: a conflict of interest? *Law, medicine & health care : a publication of the American Society of Law & Medicine*. 1981;9(4):13-7.

Cynober LA. Conflicts of interest in clinical trials. *Clinical nutrition (Edinburgh, Scotland)*. 2002;21(1):99.

Dadhich JP. Tackling Conflict of Interest and Misconduct in Biomedical Research. *Indian Pediatrics*. 2012;49(7):527-31.

Dahm M, Gonzalez P, Porteiro N. Trials, tricks and transparency: How disclosure rules affect clinical knowledge. *Journal of Health Economics*. 2009;28(6):1141-53.

Dahm P, Sultan S. Re: Financial Conflicts of Interest Among Authors of Urology Clinical Practice Guidelines. *European urology*. 2019;75(6):1032-3.

Dahse G. Liability for drug-related damage by the pharmaceutical industry and the physician. *Beitrage zur gerichtlichen Medizin*. 1982;40:21-2.

Dainesi SM. There are advantages in seeking universal model contract for clinical studies sponsored by industry? *Revista da Associacao Medica Brasileira* (1992). 2007;53(2):100.

Dale DC. President's Address: Physicians and the Pharmaceutical Industry. *Transactions of the American Clinical and Climatological Association*. 2017;128:1-13.

Daley BJ. Sponsorship for adolescents with diabetes. *Health & social work*. 1992;17(3):173-82.

Dal-Re R, Caplan AL, Marusic A. Editors' and authors' individual conflicts of interest disclosure and journal transparency. A cross-sectional study of high-impact medical specialty journals. *BMJ open*. 2019;9(7):e029796.

Dal-Re R, Marusic A. Are journals following the ICMJE recommendations complying with conflicts of interest disclosure policies. *European journal of internal medicine*. 2018;57:e17-e9.

Dal-Re R, Pedromingo A, Garcia-Losa M, Lahuerta J, Ortega R. Are results from pharmaceutical-company-sponsored studies available to the public? *European Journal of Clinical Pharmacology*. 2010;66(11):1081-9.

Dal-Re R. Financial conflicts of interest in medical journals. *Emergencias : revista de la Sociedad Espanola de Medicina de Emergencias*. 2018;30(3):201-4.

Dalton BS, Richards DJ. Patients expect transparency in doctors' relationships with the pharmaceutical industry. Comment. *The Medical journal of Australia*. 2009;190(8):460; author reply -1.

Dalton JE, Bolen SD, Mascha EJ. Publication Bias: The Elephant in the Review. *Anesthesia and analgesia*. 2016;123(4):812-3.

Dalton R, Forman MA. Conflicts of interest associated with the psychiatric hospitalization of children. *The American journal of orthopsychiatry*. 1987;57(1):12-4.

Dalton R. Review of tenure refusal uncovers conflicts of interest. *Nature*. 2004;430(7000):598.

Daly B, Bach PB, Page RD. Financial Conflicts of Interest Among Oncology Clinical Pathway Vendors. *JAMA oncology*. 2018;4(2):255-7.

Danchin N. Letter to the editor for sponsored article "pharmacologic reperfusion therapy with indigenous tenecteplase in 15,222 patients with ST elevation myocardial infarction - the Indian registry" by Iyengar et al. *Indian heart journal*. 2014;66(2):249-50.

Danda D. Conflict of interest, an unspoken reality in science. *International journal of rheumatic diseases*. 2014;17(2):131.

Daniels CE, Montori VM, Dupras DM. Effect of publication bias on retrieval bias. *Academic medicine : journal of the Association of American Medical Colleges*. 2002;77(3):266.

Dans AL, Dans LF, Lansang MAD, Silvestre MAA, Guyatt GH. Controversy and debate on dengue vaccine series-paper 1: review of a licensed dengue vaccine: inappropriate subgroup



analyses and selective reporting may cause harm in mass vaccination programs. *Journal of clinical epidemiology*. 2018;95:137-9.

Dans AL, Dans LF, Lansang MAD, Silvestre MAA, Guyatt GH. Controversy and debate on dengue vaccine series-paper 3: final response to review of a licensed dengue vaccine: inappropriate subgroup analyses and selective reporting may cause harm in mass vaccination programs. *Journal of clinical epidemiology*. 2018;95:142.

Daou KN, Hakoum MB, Khamis AM, Bou-Karroum L, Ali A, Habib JR, et al. Public health journals' requirements for authors to disclose funding and conflicts of interest: a cross-sectional study. *BMC public health*. 2018;18(1):533.

Daou KN, Hakoum MB, Khamis AM, Bou-Karroum L, Ali A, Habib JR, et al. Public health journals' requirements for authors to disclose funding and conflicts of interest: a cross-sectional study. *Bmc Public Health*. 2018;18.

Darmon M, Helms J, De Jong A, Hjortrup PB, Weiss E, Granholm A, et al. Time trends in the reporting of conflicts of interest, funding and affiliation with industry in intensive care research: a systematic review. *Intensive Care Medicine*. 2018;44(10):1669-78.

Darr K. Conflicts of interest: Part 1. *Hospital topics*. 1989;67(4):4-5.

Darr K. Conflicts of interest: Part 2. *Hospital topics*. 1989;67(5):4-5.

Das A. Pharmaceutical industry and the market: The case of Prozac and other antidepressants. *Asian Journal of Psychiatry*. 2011;4(1):14-8.

Das KK, Biradar MS. *Ethical Publications in Medical Research*. Clark PA, editor 2017. 39-54 p.

Das KK, Vallabha T, Ray J, Murthy PSN. Conflict of interest - serious issue on publication ethics for Indian medical journals. *JNMA; journal of the Nepal Medical Association*. 2013;52(190):357-60.

Davar M. Whose pen is being used to write your prescriptions? Nominal gifts, conflicts of interest, and continuing medical education. *The Journal of legal medicine*. 2008;29(2):199-217.

Davey P, Malek M. The impact of pharmacoeconomics on the practitioner and the patient: a conflict of interests? *PharmacoEconomics*. 1994;6(4):298-309.

David C. Marketing to the consumer: perspectives from the pharmaceutical industry. *Marketing health services*. 2001;21(1):5-11.

Davidoff F, DeAngelis CD, Drazen JM, Hoey J, Højgaard L, Horton R, et al. Sponsorship, authorship and accountability. *Revista espanola de cardiologia*. 2001;54(11):1247-50.

Davidoff F, DeAngelis CD, Drazen JM, Hoey J, Højgaard L, Horton R, et al. Sponsorship, authorship and accountability. *Tidsskrift for den Norske laegeforening : tidsskrift for praktisk medicin, ny raekke*. 2001;121(21):2531-2.

Davidoff F, DeAngelis CD, Drazen JM, Hoey J, Hojgaard L, Horton R, et al. Sponsorship, authorship, and accountability. *Annals of internal medicine*. 2001;135(6):463-6.

Davidoff F, DeAngelis CD, Drazen JM, Hoey J, Hojgaard L, Horton R, et al. Sponsorship, authorship, and accountability. *Archives of otolaryngology--head & neck surgery*. 2001;127(10):1178-80.

Davidoff F, DeAngelis CD, Drazen JM, Hoey J, Hojgaard L, Horton R, et al. Sponsorship, authorship, and accountability. *Jama*. 2001;286(10):1232-4.

Davidoff F, DeAngelis CD, Drazen JM, Hoey J, Hojgaard L, Horton R, et al. Sponsorship, authorship, and accountability. *Lancet (London, England)*. 2001;358(9285):854-6.

Davidoff F, DeAngelis CD, Drazen JM, Hoey J, Hojgaard L, Horton R, et al. Sponsorship, authorship, and accountability. *Obstetrics and gynecology*. 2001;98(6):1143-6.

Davidoff F, DeAngelis CD, Drazen JM, Nicholls MG, Hoey J, Hojgaard L, et al. Sponsorship, authorship and accountability. *CMAJ : Canadian Medical Association journal = journal de l'Association medicale canadienne*. 2001;165(6):786-8.

Davidoff F, DeAngelis CD, Drazen JM, Nicholls MG, Hoey J, Hojgaard L, et al. Sponsorship, authorship and accountability. *Lakartidningen*. 2001;98(43):4694-6.

Davidoff F, DeAngelis CD, Drazen JM, Nicholls MG, Hoey J, Hojgaard L, et al. Sponsorship, authorship and accountability. *The Medical journal of Australia*. 2001;175(6):294-6.

Davidoff F, DeAngelis CD, Drazen JM, Nicholls MG, Hoey J, Hojgaard L, et al. Sponsorship, authorship, and accountability. *The New England journal of medicine*. 2001;345(11):825-6; discussion 6-7.

Davidoff F, DeAngelis CD, Drazen JM, Nicholls MG, Hoey J, Hojgaard L, et al. Sponsorship, authorship, and accountability. *Ugeskrift for laeger*. 2001;163(37):4983-5.

Davidoff F. Between the lines: navigating the uncharted territory of industry-sponsored research. *Health affairs (Project Hope)*. 2002;21(2):235-42.

Davies J, Linklater S, Mitchell F. The Lancet Diabetes & Endocrinology needs a more rigorous conflict of interest policy - Editors' reply. *The lancet Diabetes & endocrinology*. 2015;3(3):168-9.

Davis C. Drugs, cancer and end-of-life care: A case study of pharmaceuticalization? *Social Science & Medicine*. 2015;131:207-14.

Davis GF. Physicians and drug company sales representatives. *The American journal of medicine*. 2000;108(5):432-3.

Davis JM, Chen N, Glick ID. Issues that may determine the outcome of antipsychotic trials: industry sponsorship and extrapyramidal side effect. *Neuropsychopharmacology : official publication of the American College of Neuropsychopharmacology*. 2008;33(5):971-5.

Davis M. Codes of ethics, professions, and conflict of interest: a case study of an emerging profession, clinical engineering. *Professional ethics* (Gainesville, Fla). 1992;1(1-2):179-95.

Davis MM, Upston AM. State legislator gender and other characteristics associated with sponsorship of child health bills. *Ambulatory pediatrics : the official journal of the Ambulatory Pediatric Association*. 2004;4(4):295-302.

Davis NL, Galliher JM, Spano MS, Main DS, Brannigan M, Pace WD. Evaluating conflicts of interest in research presented in CME venues. *The Journal of continuing education in the health professions*. 2008;28(4):220-7.

Davis RM, Neale AV, Monsur JC. Medical journals' conflicts of interest in the publication of book reviews. *Science and engineering ethics*. 2003;9(4):471-83.

Davison C. Health promotion. Conflicts of interest. *Nursing times*. 1994;90(13):40-2.

Dawson P, Dawson SL. Sharing successes and hiding failures: "reporting bias" in learning and teaching research. *Studies in Higher Education*. 2018;43(8):1405-16.

Day M. International consumer group slates drug companies' marketing practices. *BMJ (Clinical research ed)*. 2006;333(7557):14.

Day M. UK drug companies must disclose funding of patients' groups. *BMJ (Clinical research ed)*. 2006;332(7533):69.

Daysal NM, Orsini C. Spillover Effects of Drug Safety Warnings on Preventive Health Care Use. *B E Journal of Economic Analysis & Policy*. 2015;15(1):179-208.

de Almeida MO, Saragiotto BT, Maher C, Costa LOP. Allocation Concealment and Intention-To-Treat Analysis Do Not Influence the Treatment Effects of Physical Therapy Interventions in Low Back Pain Trials: a Meta-epidemiologic Study. *Archives of Physical Medicine and Rehabilitation*. 2019;100(7):1359-66.

de Boer MA, van Huisseling JCM, van Roosmalen J. Foeto-foetal conflict of interests in multiple pregnancies with severe discordant growth; ethical dilemmas. *Nederlands tijdschrift voor geneeskunde*. 2005;149(25):1369-72.

de Bruijn A. Commentary on O'Brien et al. (2014): Refuting arguments against a ban on alcohol sport sponsorship. *Addiction* (Abingdon, England). 2014;109(10):1655-6.

de Bruin A, Treccani B, Della Sala S. Cognitive advantage in bilingualism: an example of publication bias? *Psychological science*. 2015;26(1):99-107.

de Chastonay J. The outlook for peptide drugs and the intricate relationship between the Active Pharmaceutical Ingredients manufacturer and their sponsors. *Journal of peptide science : an official publication of the European Peptide Society*. 2005;11(11):754-5.

De Ferrari A, Gentile C, Davalos L, Huayanay L, Malaga G. Attitudes and relationship between physicians and the pharmaceutical industry in a public general hospital in Lima, Peru. *PloS one*. 2014;9(6):e100114.

De Fiore L. Conflicts of interest: should we lower our guard? *Recenti progressi in medicina*. 2015;106(7):305-7.

de Gara CJ, Rennick KC, Hanson J. Perceptions of conflict of interest: surgeons, internists, and learners compared. *American journal of surgery*. 2013;205(5):541-5; discussion 5-6.

De Gasperin O, Kilner RM. Friend or foe: inter-specific interactions and conflicts of interest within the family. *Ecological entomology*. 2015;40(6):787-95.

de Granda-Orive JI, Alonso-Arroyo A, Garcia-Rio F, Lopez-Padilla DE, Solano-Reina S, Jimenez-Ruiz CA, et al. Global funding for papers of excellence on smoking, 2010-2014. *Revista Panamericana De Salud Publica-Pan American Journal of Public Health*. 2015;38(5):410-7.

de Granda-Orive JI, Lopez-Padilla D, Segrelles-Calvo G. Thoughts aloud on conflicts of interest: Beyond the authors. *Semergen*. 2017;43(6):474-5.

de Grooth H-J, Parienti J-J, Postema J, Loer SA, Oudemans-van Straaten HM, Girbes AR. Positive outcomes, mortality rates, and publication bias in septic shock trials. *Intensive care medicine*. 2018;44(9):1584-5.

De Jesus-Morales K, Prasad V. Closed Financial Loops: When They Happen in Government, They're Called Corruption; in Medicine, They're Just a Footnote. *Hastings Center Report*. 2017;47(3):9-14.

de la Mora-Molina H, Barajas-Ochoa A, Sandoval-Garcia L, Navarrete-Lorenzon M, Castaneda-Barragan EA, Castillo-Ortiz JD, et al. Trends of Informed Consent forms for industry-sponsored clinical trials in rheumatology over a 17-year period: Readability, and assessment of patients' health literacy and perceptions. *Seminars in Arthritis and Rheumatism*. 2018;48(3):547-52.

de Lotbiniere-Bassett MP, McDonald PJ. Industry Financial Relationships in Neurosurgery in 2015: Analysis of the Sunshine Act Open Payments Database. *World Neurosurgery*. 2018;114:E920-E5.

de Lotbiniere-Bassett MP, Riva-Cambrin J, McDonald PJ. Conflict of interest policies and disclosure requirements in neurosurgical journals. *Journal of neurosurgery*. 2018:1-7.

de Lotbiniere-Bassett MP, Riva-Cambrin J, McDonald PJ. Conflict of interest policies and disclosure requirements in neurosurgical journals. *Journal of Neurosurgery*. 2019;131(1):264-70.

de Melker HE, Rosendaal FR, Vandenbroucke JP. Is publication bias a medical problem? *Lancet (London, England)*. 1993;342(8871):621.

de Melker HE, Rosendaal FR, Vandenbroucke JP. The importance of publication bias in medical-scientific literature. *Nederlands tijdschrift voor geneeskunde*. 1993;137(42):2126-30.

de Melo-Martin I. A Duty to Participate in Research: Does Social Context Matter? *American Journal of Bioethics*. 2008;8(10):28-36.

de Melo-Martin I. More clarifications: on the goals of conflict of interest policies. *The American journal of bioethics : AJOB*. 2011;11(1):35-7.

de Melo-Martin I. The commercialization of the biomedical sciences: (mis)understanding bias. *History and Philosophy of the Life Sciences*. 2019;41(3).

de Mol B. Conflicts of interest in physician-industry relationships in innovative care. *Nederlands tijdschrift voor geneeskunde*. 2010;154:A1526.

de Moraes FY, Leite ETT, Hamstra DA, Feng FY, Arruda FF, Gadia R, et al. Self-reported Conflicts of Interest and Trial Sponsorship of Clinical Trials in Prostate Cancer Involving Radiotherapy. *American Journal of Clinical Oncology-Cancer Clinical Trials*. 2018;41(1):6-12.

De Oliveira GS, Jr., Chang R, Kendall MC, Fitzgerald PC, McCarthy RJ. Publication bias in the anesthesiology literature. *Anesthesia and analgesia*. 2012;114(5):1042-8.

de Vries F, Zeegers MP, Knapen LM, Goossens ME. Thiazolidinediones and cancer: duplicate publication bias? *The oncologist*. 2013;18(10):1147.

De Vries R, Lemmens T. The social and cultural shaping of medical evidence: Case studies from pharmaceutical research and obstetric science. *Social Science & Medicine*. 2006;62(11):2694-706.

de Vries YA, Roest AM, Turner EH, de Jonge P. Hiding negative trials by pooling them: a secondary analysis of pooled-trials publication bias in FDA-registered antidepressant trials. *Psychological Medicine*. 2019;49(12):2020-6.

de Vrueth RLA, Crommelin DJA. Reflections on the Future of Pharmaceutical Public-Private Partnerships: From Input to Impact. *Pharmaceutical Research*. 2017;34(10):1985-99.

De Winter J, Kosolovsky L. The Epistemic Integrity of Scientific Research. *Science and Engineering Ethics*. 2013;19(3):757-74.

De Winter J. How to Make the Research Agenda in the Health Sciences Less Distorted. *Theoria-Revista De Teoria Historia Y Fundamentos De La Ciencia*. 2012;27(1):75-93.

de Winter JCF, Dodou D. A surge of p-values between 0.041 and 0.049 in recent decades (but negative results are increasing rapidly too). *Peerj*. 2015;3.

de Winter JCF, Dodou D. Publishing. *Human Subject Research for Engineers: a Practical Guide*. Springerbriefs in Applied Sciences and Technology 2017. p. 67-97.

Dealing with conflicts of interest. *The New England journal of medicine*. 1984;311(6):404-5.

Dean BJB, Davies BM. No conflict of interest? *European spine journal : official publication of the European Spine Society, the European Spinal Deformity Society, and the European Section of the Cervical Spine Research Society*. 2013;22(8):1700.

Dean M. Conflicts of interest in drug regulation. *Lancet (London, England)*. 1993;342(8873):732.

Deane BR, Porkess S. Clinical trial transparency update: an assessment of the disclosure of results of company-sponsored trials associated with new medicines approved in Europe in 2014. *Current medical research and opinion*. 2018;34(7):1239-43.

Deane BR, Sivarajah J. Clinical trial transparency update: an assessment of the disclosure of results of company-sponsored trials associated with new medicines approved in Europe in 2013. *Current medical research and opinion*. 2017;33(3):473-8.

DeAngelis C. Facts and frictions: conflicts of interest in medical research. *Methodist DeBakey cardiovascular journal*. 2011;7(4):24-7.

DeAngelis CD, Fontanarosa PB, Flanagin A. Reporting financial conflicts of interest and relationships between investigators and research sponsors. *Jama*. 2001;286(1):89-91.

DeAngelis CD, Fontanarosa PB, Flanagin A. Reporting financial conflicts of interest and relationships between investigators and research sponsors. *Jama-Journal of the American Medical Association*. 2001;286(1):89-91.

DeAngelis CD, Fontanarosa PB. Ensuring integrity in industry-sponsored research: primum non nocere, revisited. *Jama*. 2010;303(12):1196-8.

DeAngelis CD, Fontanarosa PB. Resolving unreported conflicts of interest. *Jama*. 2009;302(2):198-9.

DeAngelis CD. Conflict of interest and the public trust. *Jama*. 2000;284(17):2237-8.

DeAngelis CD. Conflicts of interest in medical practice and their costs to the nation's health and health care system. *The Milbank quarterly*. 2014;92(2):195-8.

Dearlove O. Beyond conflict of interest. What is truth as it relates to albumin? *BMJ (Clinical research ed)*. 1999;318(7181):464.

Decamp M. Physicians, social media, and conflict of interest. *Journal of general internal medicine*. 2013;28(2):299-303.

Decamp M. Social media guidance, conflicts of interest, and health inequalities. *Lancet (London, England)*. 2012;380(9840):472-3.

DeCensi A, Numico G, Ballatori E, Artioli F, Clerico M, Fioretto L, et al. Conflict of interest among Italian medical oncologists: a national survey. *BMJ open*. 2018;8(6):e020912.

Dechartres A, Ravaud P, Atal I, Riveros C, Boutron I. Association between trial registration and treatment effect estimates: a meta-epidemiological study. *Bmc Medicine*. 2016;14.

Decullier E, Chapuis F. Impact of funding on biomedical research: a retrospective cohort study. *Bmc Public Health*. 2006;6.

Decullier E, Lheritier V, Chapuis F. Fate of biomedical research protocols and publication bias in France: retrospective cohort study. *BMJ (Clinical research ed)*. 2005;331(7507):19.

- Deeks JJ, Macaskill P, Irwig L. The performance of tests of publication bias and other sample size effects in systematic reviews of diagnostic test accuracy was assessed. *Journal of clinical epidemiology*. 2005;58(9):882-93.
- DeGeorge BR, Jr., Holland MC, Drake DB. The impact of conflict of interest in abdominal wall reconstruction with acellular dermal matrix. *Annals of plastic surgery*. 2015;74(2):242-7.
- Degos L. Conflicts of interest. *The hematology journal : the official journal of the European Haematology Association*. 2001;2(2):69.
- Degos L. Managing conflicts of interest for more confidence. *Presse medicale (Paris, France : 1983)*. 2010;39(7-8):743-4.
- Deignan SL. Government sponsorship of medical research: a symposium. VI. *Bulletin of the Medical Library Association*. 1955;43(1):37-9.
- Deitte LA, McGinty GB, Canon CL, Omary RA, Johnson PT, Slanetz PJ. Shifting From Mentorship to Sponsorship-A Game Changer! *Journal of the American College of Radiology : JACR*. 2019;16(4 Pt A):498-500.
- DeJong C, Aguilar T, Tseng C-W, Lin GA, Boscardin WJ, Dudley RA. Pharmaceutical Industry-Sponsored Meals and Physician Prescribing Patterns for Medicare Beneficiaries. *JAMA internal medicine*. 2016;176(8):1114-22.
- DeJong C, Dudley RA. Reconsidering Physician-Pharmaceutical Industry Relationships. *Jama*. 2017;317(17):1772-3.
- DeJong C, Steinbrook R. Continuing Problems With Financial Conflicts of Interest and Clinical Practice Guidelines. *JAMA internal medicine*. 2018;178(12):1715.
- DeJong C, Tseng C-W, Dudley RA. Important Distinctions Concerning Pharmaceutical Company-Sponsored Meals and Prescribing Patterns-Reply. *JAMA internal medicine*. 2016;176(12):1881.
- DeJong W, Atkin CK, Wallack L. A critical analysis of "moderation" advertising sponsored by the beer industry: are "responsible drinking" commercials done responsibly? *The Milbank quarterly*. 1992;70(4):661-78.
- Del Mar C. Commentary: But what should journals actually do to keep industry sponsored research unbiased? *BMJ (Clinical research ed)*. 2010;341:c5406.
- Deleuze J. Conflicts of interest to the AP-HP: major cleaning? *La Revue du praticien*. 2016;66(4):351.
- Deleuze J. Conflicts of interests: a key question for doctors. *La Revue du praticien*. 2014;64(5):595.
- Delgado AF. Self-declared stock ownership and association with positive trial outcome in randomized controlled trials with binary outcomes published in general medical journals: a cross-sectional study. *Trials*. 2017;18.

Delgado AF. The association of funding source on effect size in randomized controlled trials: 2013-2015-a cross-sectional survey and metaanalysis. *Trials*. 2017;18.

Delgado-Lopez PD, Rodriguez-Salazar A, Martin-Alonso J, Martin-Velasco V. Lumbar disc herniation: Natural history, role of physical examination, timing of surgery, treatment options and conflicts of interests. *Neurocirugia (Asturias, Spain)*. 2017;28(3):124-34.

Delgado-Rodriguez M. Systematic reviews of meta-analyses: applications and limitations. *Journal of Epidemiology and Community Health*. 2006;60(2):90-2.

Dellasega C. A piece of my mind. Conflict of interest. *Jama*. 2003;290(19):2521-2.

DeLong G. Conflicts of interest in vaccine safety research. *Accountability in research*. 2012;19(2):65-88.

DeLong G. Conflicts of Interest in Vaccine Safety Research. *Accountability in Research-Policies and Quality Assurance*. 2012;19(2):65-88.

Delorme E. What transvaginal meshes (TVM) surgery tells us about conflicts of interest. *Journal of gynecology obstetrics and human reproduction*. 2019:101636.

DelSignore JL, Goodman MJ. Conflicts of interest with the hand surgeon's relationship with industry. *The Journal of hand surgery*. 2012;37(1):179-83.

DelSignore JL. Current guidelines regarding industry-sponsored continuing medical education. *Clinical orthopaedics and related research*. 2003(412):21-7.

Demarez J-P, Funck-Brentano C, Molimard M, participants of Round Table N°4 of Giens X. Conflicts of interests in the area of healthcare products and technology. Current state of affairs and recommendations. *Therapie*. 2012;67(4):289-94.

Demaria AN. Publication bias and journals as policemen. *Journal of the American College of Cardiology*. 2004;44(8):1707-8.

Demeulemeester M, Amad A, Bubrovsky M, Pins D, Thomas P, Jardri R. What is the real effect of 1-Hz repetitive transcranial magnetic stimulation on hallucinations? Controlling for publication bias in neuromodulation trials. *Biological psychiatry*. 2012;71(6):e15-6.

Dent M, Burtney E. Changes in practice nursing: professionalism, segmentation and sponsorship. *Journal of clinical nursing*. 1997;6(5):355-63.

Depue R, Stubbings J. Medicare part D: selected issues for plan sponsors, pharmacists, and beneficiaries in 2008. *Journal of managed care pharmacy : JMCP*. 2008;14(1):50-60.

Deray G. Treatment of cardiac insufficiency and the kidney: conflict of interest? *Archives des maladies du coeur et des vaisseaux*. 2000;Spec No:12-3, 5.

DeRenzo EG. Coercion in the recruitment and retention of human research subjects, pharmaceutical industry payments to physician-investigators, and the moral courage of the IRB. *Irb*. 2000;22(2):1-5.



DeRenzo EG. Conflict-of-interest policy at the National Institutes of Health: the pendulum swings wildly. *Kennedy Institute of Ethics journal*. 2005;15(2):199-210.

Desai K, Carroll I, Asch S, Hernandez-Boussard T, Ioannidis JPA. Extremely large outlier treatment effects may be a footprint of bias in trials from less developed countries: randomized trials of gabapentinoids. *Journal of Clinical Epidemiology*. 2019;106:80-7.

Desai MH, Vekaria DM, McKinnon BJ. Evaluating the Industry Relationships of Presenting Physicians at the American Neurological Society Spring Meetings. *Otology & Neurology*. 2019;40(7):972-8.

Desai SS, Shortell CK. Conflicts of interest for medical publishers and editors: protecting the integrity of scientific scholarship. *Journal of vascular surgery*. 2011;54(3 Suppl):59S-63S.

Desai SS, Shortell CK. Conflicts of interest for medical publishers and editors: Protecting the integrity of scientific scholarship. *Journal of Vascular Surgery*. 2011;54:59S-63S.

DeTora LM, Carey MA, Toroser D, Baum EZ. Ghostwriting in biomedicine: a review of the published literature. *Current Medical Research and Opinion*. 2019;35(9):1643-51.

DeTora LM, Citrome L. Disclosures and Conflicts of Interest: Solving the Riddle, Wrapped in a Mystery, Inside an Enigma. *Clinical therapeutics*. 2019;41(12):2643-55.

Deva AK. Reply: Textured breast implants, Anapaestic Large-Cell Lymphoma (ALCL), and conflict of interest. *Plastic and reconstructive surgery*. 2016.

Deva AK. Reply: Textured Breast Implants, Anaplastic Large-Cell Lymphoma, and Conflict of Interest. *Plastic and reconstructive surgery*. 2017;139(2):559e-60e.

Devaiah A, Murchison C. Characteristics of NIH- and industry-sponsored head and neck cancer clinical trials. *Laryngoscope*. 2016;126(9):E300-E3.

Devaiah A, Murchison C. Characteristics of NIH- and industry-sponsored head and neck cancer clinical trials. *The Laryngoscope*. 2016;126(9):E300-3.

deVelder JR, Lawrence RJ. College of Pastoral Supervision and Psychotherapy adds its sponsorship to the *Journal of Pastoral Care & Counseling*. *The journal of pastoral care & counseling* : JPCC. 2003;57(1):1-2.

DeVito NJ, Goldacre B. Catalogue of bias: publication bias. *BMJ evidence-based medicine*. 2019;24(2):53-4.

DeVivo MJ, Stover SL, Fine PR. The relationship between sponsorship and rehabilitation outcome following spinal cord injury. *Paraplegia*. 1989;27(6):470-9.

Devji T, Busse JW. Cochrane in CORR (R): Industry Sponsorship and Research Outcome. *Clinical Orthopaedics and Related Research*. 2017;475(9):2159-64.

Devji T, Busse JW. Cochrane in CORR : Industry Sponsorship and Research Outcome. *Clinical orthopaedics and related research*. 2017;475(9):2159-64.

Dewhirst T, Hunter A. Tobacco sponsorship of Formula One and CART auto racing: tobacco brand exposure and enhanced symbolic imagery through co-sponsors' third party advertising. *Tobacco control*. 2002;11(2):146-50.

Dewhirst T. Tobacco sponsorship is no laughing matter. *Tobacco control*. 1999;8(1):82-4.

Deyo RA. Manipulation of knowledge. DeCorte E, Fenstad JE, editors 2010. 105-14 p.

Deyo RA. Marketing, media, wishful thinking, and conflicts of interest: inflating the value of new medical technology. *The Permanente journal*. 2009;13(2):71-6.

Di Giovanna I. Sponsorship, authorship, and accountability. *Lancet (London, England)*. 2002;359(9303):350-1.

Di Pietrantonj C, Demicheli V. Conflict of interest in industry-funded medical research. *Epidemiologia e prevenzione*. 2005;29(2):85-95.

Diamond EF. Conflicts of interest in medical ethics. *Ethics & medicine : a Christian perspective on issues in bioethics*. 2004;20(3):133-9.

Dias S, Welton NJ, Ades AE. Study designs to detect sponsorship and other biases in systematic reviews. *Journal of clinical epidemiology*. 2010;63(6):587-8.

Dickens BM, Cook RJ. Conflict of interest: legal and ethical aspects. *International journal of gynaecology and obstetrics: the official organ of the International Federation of Gynaecology and Obstetrics*. 2006;92(2):192-7.

Dickens BM. Conflicts of interest in Canadian health care law. *American journal of law & medicine*. 1995;21(2-3):259-80.

Dickersin K, Chalmers I. Recognizing, investigating and dealing with incomplete and biased reporting of clinical research: from Francis Bacon to the WHO. *Journal of the Royal Society of Medicine*. 2011;104(12):532-8.

Dickersin K, Chan S, Chalmers TC, Sacks HS, Smith H, Jr. Publication bias and clinical trials. *Controlled clinical trials*. 1987;8(4):343-53.

Dickersin K, Min YI. NIH clinical trials and publication bias. *The Online journal of current clinical trials*. 1993;Doc No 50:[4967 words; 53 paragraphs].

Dickersin K, Min YI. Publication bias: the problem that won't go away. *Annals of the New York Academy of Sciences*. 1993;703:135-46; discussion 46-8.

Dickersin K, Rennie D. Registering clinical trials. *Jama-Journal of the American Medical Association*. 2003;290(4):516-23.

Dickersin K. How important is publication bias? A synthesis of available data. *AIDS education and prevention : official publication of the International Society for AIDS Education*. 1997;9(1 Suppl):15-21.

Dickersin K. Innovation and cross-fertilization in systematic reviews and meta-analysis: The influence of women investigators. *Research Synthesis Methods*. 2015;6(3):277-83.

Dickersin K. Publication Bias: Recognizing the Problem, Understanding Its Origins and Scope, and Preventing Harm. Rothstein HR, Sutton AJ, Borenstein M, editors 2005. 11-33 p.

Dickersin K. The existence of publication bias and risk factors for its occurrence. *Jama*. 1990;263(10):1385-9.

Dickerson P, Chappell K. Content Integrity, Conflict of Interest, and Commercial Support: Defining and Operationalizing the Terms. *Journal for nurses in professional development*. 2015;31(4):225-30.

Dickey NW. Avoiding conflict of interest while maximizing patient benefits. *The Internist*. 1989;30(7):9-11.

Dickson D. Conflicts of interest: tighter controls. *Nature*. 1981;293(5833):503-4.

Dieleman WIJ, Janssens IA. Can publication bias affect ecological research? A case study on soil respiration under elevated CO<sub>2</sub>. *The New phytologist*. 2011;190(3):517-21.

Diels J, Cunha M, Manaia C, Sabugosa-Madeira B, Silva M. Association of financial or professional conflict of interest to research outcomes on health risks or nutritional assessment studies of genetically modified products. *Food Policy*. 2011;36(2):197-203.

Dieperink ME, Drogemuller L. Industry-sponsored grand rounds and prescribing behavior. *Jama*. 2001;285(11):1443-4.

Dierks RML, Bruyere O, Reginster J-Y, Richy F-F. Macro-economic factors influencing the architectural business model shift in the pharmaceutical industry. *Expert review of pharmacoconomics & outcomes research*. 2016;16(5):571-8.

Dietel M. Illegal professional conflict of interest from the viewpoint of university research. *Zeitschrift für ärztliche Fortbildung und Qualitätssicherung*. 1998;92(8-9):620-5.

Dietrich DR, Hengstler JG. Conflict of interest statements: current dilemma and a possible way forward. *Archives of toxicology*. 2016;90(9):2293-5.

Dietz HP. Bias in research and conflict of interest: why should we care? *International urogynecology journal and pelvic floor dysfunction*. 2007;18(3):241-3.

Dietz HP. Bias in research and conflict of interest: why should we care? *International Urogynecology Journal*. 2007;18(3):241-3.

Dinan MA, Weinfurt KP, Friedman JY, Allsbrook JS, Gottlieb J, Schulman KA, et al. Comparison of conflict of interest policies and reported practices in academic medical centers in the United States. *Accountability in research*. 2006;13(4):325-42.

Dingle B. Physicians and the pharmaceutical industry. *CMAJ : Canadian Medical Association journal = journal de l'Association medicale canadienne*. 1993;148(4):485-6.

DiPaola CP, Dea N, Dvorak MF, Lee RS, Hartig D, Fisher CG. Surgeon-industry conflict of interest: survey of opinions regarding industry-sponsored educational events and surgeon teaching: clinical article. *Journal of neurosurgery Spine*. 2014;20(3):313-21.

DiPaola CP, Dea N, Noonan VK, Bailey CS, Dvorak MFS, Fisher CG. Surgeon-industry conflict of interest: survey of North Americans' opinions regarding surgeons consulting with industry. *The spine journal : official journal of the North American Spine Society*. 2014;14(4):584-91.

DiPietro L. Corporate-Sponsored Obesity Research: Is Sugar Really Coating the Truth? *Journal of physical activity & health*. 2015;12(6):745-6.

Direzione scientifica di E, Prevenzione. *Epidemiologia&Prevenzione* and different kinds of conflicts of interest. *Epidemiologia e prevenzione*. 2018;42(5-6):271-4.

DiRisio AC, Muskens IS, Cote DJ, Babu M, Gormley WB, Smith TR, et al. Oversight and Ethical Regulation of Conflicts of Interest in Neurosurgery in the United States. *Neurosurgery*. 2019;84(2):305-11.

DiRisio AC, Muskens IS, Cote DJ, Babu M, Gormley WB, Smith TR, et al. Oversight and Ethical Regulation of Conflicts of Interest in Neurosurgery in the United States. *Neurosurgery*. 2019;84(2):305-12.

Dirnagl U, Lauritzen M. Fighting publication bias: introducing the Negative Results section. *Journal of cerebral blood flow and metabolism : official journal of the International Society of Cerebral Blood Flow and Metabolism*. 2010;30(7):1263-4.

Disclosure of conflict of interest should not be a decorative statement. *Lancet (London, England)*. 2011;377(9773):1239; author reply -40.

Disclosure of conflict of interest. *Orthopedics*. 2011;34(8):573.

Dixon FG. Relationship of service corporation to the sponsoring constituent society. *Journal of the Missouri Dental Association*. 1968;48(8):6-11.

Dixon H, Lee A, Scully M. Sports Sponsorship as a Cause of Obesity. *Current obesity reports*. 2019;8(4):480-94.

Dixon H, Scully M, Wakefield M, Kelly B, Pettigrew S, Chapman K, et al. The impact of unhealthy food sponsorship vs. pro-health sponsorship models on young adults' food preferences: a randomised controlled trial. *BMC public health*. 2018;18(1):1399.

Dixon H, Scully M, Wakefield M, Kelly B, Pettigrew S. Community junior sport sponsorship: an online experiment assessing children's responses to unhealthy food v. pro-health sponsorship options. *Public health nutrition*. 2018;21(6):1176-85.

Djohari N, Weston G, Cassidy R, Wemyss M, Thomas S. Recall and awareness of gambling advertising and sponsorship in sport in the UK: a study of young people and adults. *Harm reduction journal*. 2019;16(1):24.

Djulbegovic B, Angelotta C, Knox KE, Bennett CL. The sound and the fury: financial conflicts of interest in oncology. *Journal of clinical oncology : official journal of the American Society of Clinical Oncology*. 2007;25(24):3567-9.

Djulbegovic B, Angelotta C, Knox KE, Bennett CL. The sound and the fury: Financial conflicts of interest in oncology. *Journal of Clinical Oncology*. 2007;25(24):3567-9.

Djulbegovic B, Hozo I, Greenland S. UNCERTAINTY IN CLINICAL MEDICINE. In: Gifford F, editor. *Philosophy of Medicine. Handbook of the Philosophy of Science*. 162011. p. 299-356.

Djulbegovic B, Kumar A, Miladinovic B, Reljic T, Galeb S, Mhaskar A, et al. Treatment Success in Cancer: Industry Compared to Publicly Sponsored Randomized Controlled Trials. *Plos One*. 2013;8(3).

Djulbegovic B, Kumar A, Miladinovic B, Reljic T, Galeb S, Mhaskar A, et al. Treatment success in cancer: industry compared to publicly sponsored randomized controlled trials. *PloS one*. 2013;8(3):e58711.

Djulbegovic B, Kumar A, Soares HP, Hozo I, Bepler G, Clarke M, et al. Treatment success in cancer. *Archives of Internal Medicine*. 2008;168(6):632-42.

Djulbegovic B, Lacevic M, Cantor A, Fields KK, Bennett CL, Adams JR, et al. The uncertainty principle and industry-sponsored research. *Lancet (London, England)*. 2000;356(9230):635-8.

Dobson F. Frank Dobson tough line on tobacco sponsorship. *Nursing times*. 1997;93(22):3.

Does Prescrire's editorial staff have conflicts of interest? *Prescrire international*. 2011;20(119):221-2.

Dogra S, Yadav S. Duplicate publication: What an editor can do? *Indian Journal of Dermatology Venereology & Leprology*. 2010;76(2):99-102.

Doherty RB. Physicians and financial conflicts of interest: the next battleground. *The Internist*. 1988;29(9):23-5, 38.

Dombernowsky T, Haedersdal M, Lassen U, Thomsen SF. Criteria for site selection in industry-sponsored clinical trials: a survey among decision-makers in biopharmaceutical companies and clinical research organizations. *Trials*. 2019;20(1):708.

Dominguez CA. Genetic conflicts of interest in plants. *Trends in ecology & evolution*. 1995;10(10):412-6.

Dommergues M. Prenatal conflict of interest between twins: malformations and chromosome anomalies. *Journal de gynecologie, obstetrique et biologie de la reproduction*. 2002;31(1 Suppl):2S25-7.

Donaldson A, Reimers JL, Brophy KT, Nicholson M. Barriers to rejecting junk food sponsorship in sport-a formative evaluation using concept mapping. *Public health*. 2019;166:1-9.

Donaldson CM. Conflict of Interest Blind Spots in Emergency Medicine: Ideological and Financial Conflicts of Interest in the Gender Bias Literature. *Academic emergency medicine : official journal of the Society for Academic Emergency Medicine*. 2019;26(11):1300-2.

Donaldson L, Kaplan C, Leung WC. The medical expert witness: time to regulate conflicts of interest. *Medicine, science, and the law*. 1999;39(1):11-6.

Donelan R, Walker S, Salek S. Factors influencing quality decision-making: regulatory and pharmaceutical industry perspectives. *Pharmacoepidemiology and drug safety*. 2015;24(3):319-28.

Donnelly PR. Issues in continuing Catholic sponsorship of health care facilities. *Hospital progress*. 1977;58(6):50-3.

Donnelly PR. Sponsorship issues and trends. *Hospital progress*. 1979;60(5):51-5.

Donoghue GD. Pharmaceutical sponsorship, CME, and the prurient desires of registrants. *Jama*. 1991;266(21):2986.

Donovan A, Kaplan AV. Navigating conflicts of interest for the medical device entrepreneur. *Progress in cardiovascular diseases*. 2012;55(3):316-20.

Donovan TE. No conflict of interest. *Dental journal*. 1975;41(8):430.

Dorfman HL, Reig LP. Avoiding legal and ethical pitfalls of industry-sponsored research: The co-existence of research, scholarship, and marketing in the pharmaceutical industry. *Food and Drug Law Journal*. 2004;59(4):595-615.

dos Santos DHM, Atallah AN. FDAAA legislation is working, but methodological flaws undermine the reliability of clinical trials: a cross-sectional study. *Peerj*. 2015;3.

dos Santos MBF, Agostini BA, de Moraes RR, Schwendicke F, Sarkis-Onofre R. Industry sponsorship bias in clinical trials in implant dentistry: Systematic review and meta-regression. *Journal of Clinical Periodontology*. 2019;46(4):510-9.

Doshi P, Dickersin K, Healy D, Vedula SS, Jefferson T. Restoring invisible and abandoned trials: a call for people to publish the findings. *Bmj-British Medical Journal*. 2013;346.

Doshi P. EMA policy on transparency is "strikingly" similar to deal struck with drug company, say experts. *BMJ (Clinical research ed)*. 2014;348:g3852.

Dotson B, Slaughter RL. Prevalence of articles with honorary and ghost authors in three pharmacy journals. *American Journal of Health-System Pharmacy*. 2011;68(18):1730-4.

Doua YJ, Dominicus H, Mugwagwa J, Gombe SM, Nwokike J. Scarce quality assurance documentation in major clinical trial registries for approved medicines used in post-marketing clinical trials. *Trials*. 2019;20.

Doucet M, Sismondo S. Evaluating solutions to sponsorship bias. *Journal of Medical Ethics*. 2008;34(8).

Doucet M, Sismondo S. Evaluating solutions to sponsorship bias. *Journal of medical ethics*. 2008;34(8):627-30.

Douglas EF. Editorials and conflicts of interest. *The New England journal of medicine*. 1997;336(10):728; author reply 9.

Dowden J. Conflict of interest in medical journals. *Australian prescriber*. 2015;38(1):2-3.

Dowers KL, Schoenfeld-Tacher RM, Hellyer PW, Kogan LR. Corporate influence and conflicts of interest: assessment of veterinary medical curricular changes and student perceptions. *Journal of veterinary medical education*. 2015;42(1):1-10.

Downe S. Conflict of interests. *Nursing times*. 1990;86(47):14.

Downey LA. Commentary on "Reporting potential conflicts of interest among authors of professional medical societies' guidelines". *Southern medical journal*. 2012;105(8):416-7.

Downie J, Baird P, Thompson J. Industry and the academy: conflicts of interest in contemporary health research. *Health law journal*. 2002;10:103-22.

Dragioti E, Dimoliatis I, Fountoulakis KN, Evangelou E. A systematic appraisal of allegiance effect in randomized controlled trials of psychotherapy. *Annals of General Psychiatry*. 2015;14.

Drazen JM, de Leeuw PW, Laine C, Mulrow C, DeAngelis CD, Frizelle FA, et al. Toward more uniform conflict disclosures: the updated ICMJE Conflict of Interest Reporting Form. *Chinese medical journal*. 2010;123(13):1621-2.

Drazen JM, de Leeuw PW, Laine C, Mulrow C, Deangelis CD, Frizelle FA, et al. Toward more uniform conflict disclosures: the Updated ICMJE conflict of interest reporting form. *Croatian medical journal*. 2010;51(4):287-8.

Drazen JM, de Leeuw PW, Laine C, Mulrow C, DeAngelis CD, Frizelle FA, et al. Toward more uniform conflict disclosures: the updated ICMJE conflict of interest reporting form. *Danish medical bulletin*. 2010;57(7):A4168.

Drazen JM, de Leeuw PW, Laine C, Mulrow C, DeAngelis CD, Frizelle FA, et al. Toward more uniform conflict disclosures: the updated ICMJE conflict of interest reporting form. *Jama*. 2010;304(2):212-3.

Drazen JM, De Leeuw PW, Laine C, Mulrow C, Deangelis CD, Frizelle FA, et al. Toward more uniform conflict disclosures: the updated ICMJE conflict of interest reporting form. *The National medical journal of India*. 2010;23(4):196-7.

Drazen JM, de Leeuw PW, Laine C, Mulrow C, DeAngelis CD, Frizelle FA, et al. Toward more uniform conflict disclosures: the updated ICMJE conflict of interest reporting form. *The New Zealand medical journal*. 2010;123(1318):12-4.

Drazen JM, de Leeuw PW, Laine C, Mulrow C, Deangelis CD, Frizelle FA, et al. Toward more uniform conflict disclosures: updated ICMJE conflict of interest reporting form. *CMAJ* :

Canadian Medical Association journal = journal de l'Association medicale canadienne. 2010;182(10):E425.

Drazen JM, de Leeuw PW, Laine C, Mulrow C, DeAngelis CD, Frizelle FA, et al. Toward more uniform conflict disclosures--the updated ICMJE conflict of interest reporting form. *The New England journal of medicine*. 2010;363(2):188-9.

Drazen JM, de Leeuw PW, Laine C, Mulrow C, DeAngelis CD, Frizelle FA, et al. Toward more uniform conflict disclosures--the updated ICMJE conflict of interest reporting form. *Tidsskrift for den Norske laegeforening : tidsskrift for praktisk medicin, ny raekke*. 2010;130(13):E1-2.

Drazen JM, de Leeuw PW, Laine C, Mulrow C, DeAngelis CD, Frizelle FA, et al. Toward more uniform conflict disclosures--the updated ICMJE reporting form for disclosure of potential conflicts of interest. *Revista medica de Chile*. 2010;138(7):801-3.

Drazen JM, de Leeuw PW, Laine C, Mulrow C, Deangelis CD, Frizelle FA, et al. Towards more uniform conflict disclosures: the updated ICMJE conflict of interest reporting form. *BMJ (Clinical research ed)*. 2010;340:c3239.

Drazen JM, de Leeuw PW, Laine C, Mulrow C, DeAngelis CD, Frizelle FA, et al. Towards more uniform conflict disclosures: the updated ICMJE conflict of interest reporting form. *The Medical journal of Australia*. 2010;193(1):7-8.

Drazen JM, de Leeuw PW, Laine C, Mulrow CD, DeAngelis CD, Frizelle FA, et al. Toward more uniform conflict disclosures: the updated ICMJE conflict of interest reporting form. *Annals of internal medicine*. 2010;153(4):268-9.

Dri P. Conflict of interest: results of research carried out by the Coordination for the integrity of biomedical research. *Epidemiologia e prevenzione*. 2004;28(1):3-4.

Driessen E, Hollon SD, Bockting CLH, Cuijpers P, Turner EH. Does Publication Bias Inflate the Apparent Efficacy of Psychological Treatment for Major Depressive Disorder? A Systematic Review and Meta-Analysis of US National Institutes of Health-Funded Trials. *PloS one*. 2015;10(9):e0137864.

Droller MJ. An editor's considerations in publishing industry-sponsored studies. *Urologic oncology*. 2015;33(3):149-54.

Drope J, Bialous SA, Glantz SA. Tobacco industry efforts to present ventilation as an alternative to smoke-free environments in North America. *Tobacco Control*. 2004;13:41-7.

Drucker J. Beyond conflict of interest: maybe wrong questions are being asked. *BMJ (Clinical research ed)*. 2004;329(7467):686.

Drug companies and patient groups: the influence of funding. *Prescrire international*. 2011;20(122):306.

Drug companies monitor prescriptions and sales to fine-tune their marketing strategies. *Prescrire international*. 2010;19(107):140-1.



- Drug company influence starts at university. *Prescrire international*. 2013;22(139):165.
- Drug-company influence on medical education in USA. *Lancet (London, England)*. 2000;356(9232):781.
- Drugs and devices look more effective in studies sponsored by industry. *BMJ (Clinical research ed)*. 2012;345:e8386.
- Drummond C. The alcohol industry has a conflict of interest in alcohol research and policy. *Addiction (Abingdon, England)*. 2005;100(1):128-9.
- Drummond GB, Loadsman JA. Conflicts of interest and medical publishing: the Private Eye test. *Anaesthesia and intensive care*. 2010;38(2):241-3.
- DSM-5: riddled with conflicts of interest. *Prescrire international*. 2015;24(156):4.
- Du H, Liu F, Wang L. A Bayesian "fill-in" method for correcting for publication bias in meta-analysis. *Psychological methods*. 2017;22(4):799-817.
- du Vaure CB, Boutron I, Perrodeau E, Ravaud P. Reporting funding source or conflict of interest in abstracts of randomized controlled trials, no evidence of a large impact on general practitioners' confidence in conclusions, a three-arm randomized controlled trial. *Bmc Medicine*. 2014;12.
- Dubben H-H, Beck-Bornholdt H-P. Systematic review of publication bias in studies on publication bias. *BMJ (Clinical research ed)*. 2005;331(7514):433-4.
- Dubben H-H. New methods to deal with publication bias. *BMJ (Clinical research ed)*. 2009;339:b3272.
- Dubois MY, American Academy of Pain Medicine Ethics C. American academy of pain medicine ethics council statement on conflicts of interest: interaction between physicians and industry in pain medicine. *Pain medicine (Malden, Mass)*. 2010;11(2):257-62.
- Dubois MY. American Academy of Pain Medicine Ethics Council Statement on Conflicts of Interest: Interaction between Physicians and Industry in Pain Medicine. *Pain Medicine*. 2010;11(2):257-61.
- Dubois MY. Conflicts of interest with the health industry. *Pain medicine (Malden, Mass)*. 2006;7(5):463-5.
- DuBroff R. Confirmation bias, conflicts of interest and cholesterol guidance: can we trust expert opinions? *QJM : monthly journal of the Association of Physicians*. 2018;111(10):687-9.
- Dudley RA. Guideline Update for Article on Pharmaceutical Industry-Sponsored Meals. *JAMA internal medicine*. 2016;176(9):1411.
- Dufka FL, Dworkin RH, Rowbotham MC. How transparent are migraine clinical trials? Repository of Registered Migraine Trials (RReMiT). *Neurology*. 2014;83(15):1372-81.

Dullens HF, De Weger RA, Den Otter W. Sponsorship of scientific work. *Immunology today*. 1984;5(3):55-6.

Dumas-Mallet E, Smith A, Boraud T, Gonon F. Poor replication validity of biomedical association studies reported by newspapers. *Plos One*. 2017;12(2).

Dunn AG, Arachi D, Hudgins J, Tsafnat G, Coiera E, Bourgeois FT. Financial Conflicts of Interest and Conclusions About Neuraminidase Inhibitors for Influenza An Analysis of Systematic Reviews. *Annals of Internal Medicine*. 2014;161(7):513-+.

Dunn AG, Arachi D, Hudgins J, Tsafnat G, Coiera E, Bourgeois FT. Financial conflicts of interest and conclusions about neuraminidase inhibitors for influenza: an analysis of systematic reviews. *Annals of internal medicine*. 2014;161(7):513-8.

Dunn AG, Coiera E, Bourgeois FT. Unreported links between trial registrations and published articles were identified using document similarity measures in a cross-sectional analysis of ClinicalTrials.gov. *Journal of Clinical Epidemiology*. 2018;95:94-101.

Dunn AG, Coiera E, Mandl KD, Bourgeois FT. Conflict of interest disclosure in biomedical research: A review of current practices, biases, and the role of public registries in improving transparency. *Research integrity and peer review*. 2016;1.

Dunn AG, Gallego B, Coiera E. Industry influenced evidence production in collaborative research communities: A network analysis. *Journal of Clinical Epidemiology*. 2012;65(5):535-43.

Dunn AG, Mandl KD, Coiera E, Bourgeois FT. The effects of industry sponsorship on comparator selection in trial registrations for neuropsychiatric conditions in children. *PloS one*. 2013;8(12):e84951.

Dunn AG, Zhou XJ, Hudgins J, Arachi D, Mandl KD, Coiera E, et al. Financial competing interests were associated with favorable conclusions and greater author productivity in nonsystematic reviews of neuraminidase inhibitors. *Journal of Clinical Epidemiology*. 2016;80:43-9.

Dunn BK. The evolving nature of sponsorship. Recent decades have brought changes both in theory and practice. *Health progress (Saint Louis, Mo)*. 1998;79(2):54-5, 60.

Dunn J. Conflict of Interest. *Nebraska nurse*. 2016;49(3):11.

Duronio CD. Dealing with conflicts of interest. *Clinical journal of oncology nursing*. 2004;8(2):115-6.

DuRose J. Alleged conflict of interest denied. *Nursing New Zealand (Wellington, NZ : 1995)*. 2007;13(9):3-4.

D'Urzo AD. Does family medicine have a professional obligation to play a leading role in pharmaceutical industry-sponsored drug research?: yes. *Canadian family physician Medecin de famille canadien*. 2011;57(8):870, 2, 4, 6; discussion e277, e9.

DuVal G. Institutional conflicts of interest: Protecting human subjects, scientific integrity, and institutional accountability. *Journal of Law Medicine & Ethics*. 2004;32(4):613-+.

Duval G. Institutional conflicts of interest: protecting human subjects, scientific integrity, and institutional accountability. *The Journal of law, medicine & ethics : a journal of the American Society of Law, Medicine & Ethics*. 2004;32(4):613-25.

DuVal G. The benefits and threats of research partnerships with industry. *Critical Care*. 2005;9(4):309-10.

Duval J, Heilbron J. Modification stakes of research. *Actes De La Recherche En Sciences Sociales*. 2006(164):4-9.

Duval S, Tweedie R. Trim and fill: A simple funnel-plot-based method of testing and adjusting for publication bias in meta-analysis. *Biometrics*. 2000;56(2):455-63.

Duvall DG. Conflict of interest or ideological divide: the need for ongoing collaboration between physicians and industry. *Current medical research and opinion*. 2006;22(9):1807-12.

Dwan K, Altman DG, Arnaiz JA, Bloom J, Chan A-W, Cronin E, et al. Systematic review of the empirical evidence of study publication bias and outcome reporting bias. *PloS one*. 2008;3(8):e3081.

Dwan K, Altman DG, Clarke M, Gamble C, Higgins JPT, Sterne JAC, et al. Evidence for the Selective Reporting of Analyses and Discrepancies in Clinical Trials: A Systematic Review of Cohort Studies of Clinical Trials. *Plos Medicine*. 2014;11(6).

Dwan K, Altman DG, Clarke M, Gamble C, Higgins JPT, Sterne JAC, et al. Evidence for the selective reporting of analyses and discrepancies in clinical trials: a systematic review of cohort studies of clinical trials. *PLoS medicine*. 2014;11(6):e1001666.

Dwan K, Altman DG, Cresswell L, Blundell M, Gamble CL, Williamson PR. Comparison of protocols and registry entries to published reports for randomised controlled trials. *Cochrane Database of Systematic Reviews*. 2011(1).

Dwan K, Gamble C, Williamson PR, Kirkham JJ, Reporting Bias G. Systematic Review of the Empirical Evidence of Study Publication Bias and Outcome Reporting Bias - An Updated Review. *Plos One*. 2013;8(7).

Dwan K, Gamble C, Williamson PR, Kirkham JJ, Reporting Bias G. Systematic review of the empirical evidence of study publication bias and outcome reporting bias - an updated review. *PloS one*. 2013;8(7):e66844.

Dwan K, Kirkham JJ, Williamson PR, Gamble C. Selective reporting of outcomes in randomised controlled trials in systematic reviews of cystic fibrosis. *BMJ open*. 2013;3(6).

Dyck C, Kvern B. The PRESCRIBE acronym: a tool for appraising pharmaceutical industry-sponsored presentations. *Canadian family physician Medecin de famille canadien*. 2008;54(12):1701.

Dyer C. Duties to society and patients: a conflict of interests? *BMJ (Clinical research ed)*. 1989;298(6666):71-2.

Dyer C. European drug agency's attempts to improve transparency stalled by legal action from two US drug companies. *BMJ (Clinical research ed)*. 2013;346:f3588.

Dyer O. FDA needs a more "nuanced" approach to advisers' conflicts of interest, researchers say. *BMJ (Clinical research ed)*. 2014;349:g5665.

Dyer O. Former journal editor had potential conflicts of interest in nine of 10 articles he authored. *BMJ (Clinical research ed)*. 2014;349:g7589.

Dyer O. Leading US cancer hospital alters conflict of interest rules after controversies. *BMJ (Clinical research ed)*. 2018;363:k4151.

Dyer O. Memorial Sloan Kettering Cancer Center tightens conflict of interest rules after scandals. *BMJ (Clinical research ed)*. 2019;365:l1762.

Dyer O. University accused of violating academic freedom to safeguard funding from drug companies. *BMJ (Clinical research ed)*. 2001;323(7313):591.

Dyer O. US government is funding fewer trials as number of industry sponsored trials grows. *BMJ (Clinical research ed)*. 2015;351:h6893.

Dyer O. US government queries drug companies about alleged funding of Iraqi terrorists. *BMJ (Clinical research ed)*. 2018;362:k3425.

Dyer O. US researchers' conflicts of interest are still widespread and under-reported, investigations find. *BMJ (Clinical research ed)*. 2019;367:l6931.

Dzau VJ. Clarification of Reporting of Potential Conflicts of Interest in JAMA Articles. *Jama*. 2019.

Dziewanowska ZE. Globalization of the pharmaceutical industry: opportunities for physicians in clinical research. *Journal of clinical pharmacology*. 1990;30(10):890-2.

Earnest CP, Church TS. Retrospective Examination of Class Attendance on Corporately Sponsored Weight Loss Programming: The Naturally Slim Experience. *Journal of occupational and environmental medicine*. 2019.

Earp BD, Wilkinson D. The publication symmetry test: a simple editorial heuristic to combat publication bias. *Journal of clinical and translational research*. 2018;3(Suppl 2):348-50.

Easley TJ. Medical Journals, Publishers, and Conflict of Interest. *Jama*. 2017;317(17):1759-60.

Easterbrook P. Reducing publication bias. *British medical journal (Clinical research ed)*. 1987;295(6609):1347.

Easterbrook PJ, Berlin JA, Gopalan R, Matthews DR. Publication bias in clinical research. *Lancet (London, England)*. 1991;337(8746):867-72.

Eastwood GL. Ethical issues in gastroenterology research. *Journal of Gastroenterology and Hepatology*. 2015;30:8-11.

Eberhard WG. Evolutionary conflicts of interest: are female sexual decisions different? *The American naturalist*. 2005;165 Suppl 5:S19-25.

Ebrahim S, Bance S, Athale A, Malachowski C, Ioannidis JPA. Meta-analyses with industry involvement are massively published and report no caveats for antidepressants. *Journal of Clinical Epidemiology*. 2016;70:155-63.

Eccles MP, Grimshaw JM, Shekelle P, Schunemann HJ, Woolf S. Developing clinical practice guidelines: target audiences, identifying topics for guidelines, guideline group composition and functioning and conflicts of interest. *Implementation science : IS*. 2012;7:60.

Eccles MP, Grimshaw JM, Shekelle P, Schunemann HJ, Woolf S. Developing clinical practice guidelines: target audiences, identifying topics for guidelines, guideline group composition and functioning and conflicts of interest. *Implementation Science*. 2012;7.

Eck JC, Nachtigall D, Hodges SD, Humphreys SC. Redundant publications in the orthopedic literature. *Orthopedics*. 2007;30(1):60-2.

Eck PA, Carney CM. Still innovative after all these years. Bon Secours Health System has new sponsorship structure. Interview by Gordon Burnside. *Health progress (Saint Louis, Mo)*. 1998;79(5):22-3.

Eck PA, Wallenhorst JF. The emerging role of ethics: a sponsorship view. Implementation of ethics throughout Catholic health care promotes values-based actions. *Health progress (Saint Louis, Mo)*. 2009;90(2):31-6.

Eckardt VF. Promoting research and graduate education by the pharmaceutical industry-- scientific progress or marketing strategy? *Zeitschrift fur Gastroenterologie*. 1999;Suppl 2:19-27.

Eckert CH. Bioequivalence of levothyroxine preparations: industry sponsorship and academic freedom. *Jama*. 1997;277(15):1200-1.

Eckert G. Appointments at service centers -- conflicts of interest and predetermined breaking points. *Klinische Monatsblätter für Augenheilkunde*. 2015;232(2):110.

Editor conflicts of interest statements, 2015. *Journal of child psychology and psychiatry, and allied disciplines*. 2015;56(10):1038.

Editorial: A conflict of interests. *Nursing mirror and midwives journal*. 1976;142(22):33.

Editorial: Sponsorship for Survival. *Bristol medico-chirurgical journal (1963)*. 1981;96(1-2):3.

Editors PLM. Does conflict of interest disclosure worsen bias? *PLoS medicine*. 2012;9(4):e1001210.

Edmiston CE, Jr., Leaper D. Incomplete Disclosure of Potential Conflicts of Interest. *JAMA surgery*. 2016;151(3):297.

- Edouard B, Toth K, Descout J. Disclosure of conflicts of interest in hospital pharmacy posters in France: we still have a long way to go. *Annales pharmaceutiques francaises*. 2013;71(3):159-63.
- Education FTFfCM. European Federation of Neurological Societies (EFNS) - approval (co-sponsorship) of continuing medical education (CME) meetings. *European journal of neurology*. 1999;6(3):259-65.
- Edwards B. Managing the interface with marketing to improve delivery of pharmacovigilance within the pharmaceutical industry. *Drug safety*. 2004;27(8):609-17.
- Edwards DA. Gifts to physicians from the pharmaceutical industry. *Jama*. 2000;283(20):2656; author reply 7-8.
- Edwards G, Savva S. ILSI Europe, the drinks industry, and a conflict of interest undeclared. *Addiction (Abingdon, England)*. 2001;96(2):197-202.
- Edwards G. Addiction's decision to withdraw a published paper from citation on the grounds of undisclosed conflict of interest. *Addiction (Abingdon, England)*. 2002;97(6):756-8.
- Edwards G. Should industry sponsor research? If the drinks industry does not clean up its act, pariah status is inevitable. *BMJ (Clinical research ed)*. 1998;317(7154):336.
- Edwards HA, Schroeder J, Dugdale HL. Correction: Gender differences in authorships are not associated with publication bias in an evolutionary journal. *PloS one*. 2019;14(5):e0217251.
- Edwards HA, Schroeder J, Dugdale HL. Gender differences in authorships are not associated with publication bias in an evolutionary journal. *PloS one*. 2018;13(8):e0201725.
- Edwards IR. Conflicts of interest in medicines safety and regulation: how much conflict and how much interest should we allow? *Drug safety*. 2011;34(8):617-21.
- Edwards R, Bhopal R. Beyond conflict of interest. Biomedical journals need a concerted response against influence of tobacco industry. *BMJ (Clinical research ed)*. 1999;318(7181):465-6.
- Edwards R. A conflict of interest--when scientists sign articles that appear in the press, we need to be told if they are not quite all they seem. *New scientist (1971)*. 2004;182(2453):19.
- Edwards SS, Vinicky JK, Orlowski JP. Conflicts of interest, conflicting interests, and interesting conflicts, part 2. *The Journal of clinical ethics*. 1996;7(1):69-76.
- Eedy DJ, Graham-Brown RAC. Ethics and conflicts of interest in the BJD. *The British journal of dermatology*. 2004;151(1):1-2.
- Egberts AC, Lenderink AW, ter Steege H. Physician and pharmaceutical industry. II. Postmarketing surveillance. *Nederlands tijdschrift voor geneeskunde*. 1992;136(6):297-8.
- Egdahl RH, Walsh DC. Industry-sponsored health programs: basis for a new hybrid prepaid plan. *The New England journal of medicine*. 1977;296(23):1350-3.

Eger EI. Conflicts of interest: are they a problem for anaesthesia journals? *British journal of anaesthesia*. 2001;86(5):734.

Egger M, Smith GD, Sterne JAC. Uses and abuses of meta-analysis. *Clinical Medicine*. 2001;1(6):478-84.

Egger M, Smith GD. Meta-analysis - Bias in location and selection of studies. *Bmj-British Medical Journal*. 1998;316(7124):61-6.

Egharevba E, Atkinson J. The role of corruption and unethical behaviour in precluding the placement of industry sponsored clinical trials in sub-Saharan Africa: Stakeholder views. *Contemporary clinical trials communications*. 2016;3:102-10.

Egilman DS, Ehrle LH. Handling conflicts of interest between industry and academia. *Jama*. 2003;289(24):3240; author reply -1.

Eguchi S. Conflict of interest regarding clinical psychiatrist' relationship with global pharmaceutical industries. *Seishin shinkeigaku zasshi = Psychiatria et neurologia Japonica*. 2010;112(11):1117-23.

Ehringhaus SH, Ciechanover AJ, Hulse RA, Pascal CB, Goodman SR. Nobel round-table discussion #2: conflicts of interest, scientific misconduct, fair sharing, and intellectual property in an interdisciplinary/inter-institutional consortium. *Experimental biology and medicine* (Maywood, NJ). 2006;231(7):1240-54.

Ehringhaus SH, Weissman JS, Sears JL, Goold SD, Feibelman S, Campbell EG. Responses of medical schools to institutional conflicts of interest. *Jama*. 2008;299(6):665-71.

Ehrlich O, Wingate L, Heller C, de Melo-Martin I. When patient advocacy organizations meet industry: a novel approach to dealing with financial conflicts of interest. *BMC medical ethics*. 2019;20(1):96.

Eichten B, Schneider RM. Congregation transfers its healthcare system. Franciscan Sisters of Little Falls list critical factors for a successful transfer of sponsorship. *Health progress* (Saint Louis, Mo). 1994;75(10):42-4, 55.

Eikelboom J. Response to: Unacceptable conflicts of interest (*Br J Anaesth* 2018; 121: 1183). *British journal of anaesthesia*. 2018;121(5):1183-4.

Einav S, Benoit DD. Focus on ethics of admission and discharge policies and conflicts of interest. *Intensive care medicine*. 2019;45(8):1130-2.

Eisenhauer ER, Tait AR, Rieh SY, Arslanian-Engoren CM. Participants' Understanding of Informed Consent for Biobanking: A Systematic Review. *Clinical Nursing Research*. 2019;28(1):30-51.

Eisinger F. *Biomedical research and conflicts of interest*. Presse medicale (Paris, France : 1983). 2002;31(36):1686-9.

Eisner M, Humphreys DK, Wilson P, Gardner F. Disclosure of Financial Conflicts of Interests in Interventions to Improve Child Psychosocial Health: A Cross-Sectional Study. *Plos One*. 2015;10(11).

Eisner M, Humphreys DK, Wilson P, Gardner F. Disclosure of Financial Conflicts of Interests in Interventions to Improve Child Psychosocial Health: A Cross-Sectional Study. *PloS one*. 2015;10(11):e0142803.

Eissenberg T. The time for tobacco industry sponsored PREP evaluation has arrived. *Tobacco control*. 2006;15(1):1-2.

Ekmekci PE. An increasing problem in publication ethics: Publication bias and editors' role in avoiding it. *Medicine, health care, and philosophy*. 2017;20(2):171-8.

El-Awa FMS, El Naga RA, Labib S, Latif NA. Tobacco advertising, promotion and sponsorship in entertainment media: a phenomenon requiring stronger controls in the Eastern Mediterranean Region. *Eastern Mediterranean health journal = La revue de sante de la Mediterranee orientale = al-Majallah al-sihhiyah li-sharq al-mutawassit*. 2018;24(1):72-6.

Elger BS, Engel-Glatzer S. Scientific integrity. Dealing with data and publication ethics. *Mkg-Chirurg*. 2015;8(2):83-91.

Elia N, von Elm E, Chatagner A, Popping DM, Tramer MR. How do authors of systematic reviews deal with research malpractice and misconduct in original studies? A cross-sectional analysis of systematic reviews and survey of their authors. *Bmj Open*. 2016;6(3).

Eliades T, Turpin DL. Conflict of interest: always report it, and if in doubt, ask. *American journal of orthodontics and dentofacial orthopedics : official publication of the American Association of Orthodontists, its constituent societies, and the American Board of Orthodontics*. 2008;134(3):327-8.

Eliakim R, Dignass A, Travis S. Letter: inflammatory bowel disease guidelines and conflicts of interest. *Alimentary pharmacology & therapeutics*. 2013;38(4):445.

Elks ML. Conflict of interest and the physician-researcher. *The Journal of laboratory and clinical medicine*. 1995;126(1):19-23.

Elliott BM, Society for Vascular S. Conflict of interest and the Society for Vascular Surgery. *Journal of vascular surgery*. 2011;54(3 Suppl):3S-11S.

Elliott C. Lessons in conflict of interest: the construction of the martyrdom of David Healy and the dilemma of bioethics. *The American journal of bioethics : AJOB*. 2005;5(3):W16.

Elliott C. *MEDICINE AS A COMMODITY*. Solomon M, Simon JR, Kincaid H, editors 2017. 519-28 p.

Elliott C. Pharma goes to the laundry: Public relations and the business of medical education. *Hastings Center Report*. 2004;34(5):18-23.



- Elliott C. Relationships between physicians and Pharma: Why physicians should not accept money from the pharmaceutical industry. *Neurology Clinical practice*. 2014;4(2):164-7.
- Elliott DB. Industry-funded research bias and conflicts of interest. *Ophthalmic & physiological optics : the journal of the British College of Ophthalmic Opticians (Optometrists)*. 2013;33(1):1-2.
- Elliott DB. Industry-funded research bias and conflicts of interest. *Ophthalmic and Physiological Optics*. 2013;33(1):1-2.
- Elliott KC. Financial Conflicts of Interest and Criteria for Research Credibility. *Erkenntnis*. 2014;79:917-37.
- Elliott KC. Scientific judgment and the limits of conflict-of-interest policies. *Accountability in research*. 2008;15(1):1-29.
- Elliott KC. SCIENTIFIC JUDGMENT AND THE LIMITS OF CONFLICT-OF-INTEREST POLICIES. *Accountability in Research-Policies and Quality Assurance*. 2008;15(1):1-29.
- Elliott SJ. Antismoking adverts and sports sponsorship. *Lancet (London, England)*. 1992;340(8831):1356.
- Ellis MJ. Doctors, prisoners and state - a conflict of interest? *Midwife, health visitor & community nurse*. 1980;16(2):52-6.
- Ellis SJ. Peer review and conflicts of interest. *Journal of internal medicine*. 1995;237(3):219-20.
- Ellis-Caleo T, Lisberg A, Tucker DA, Garon EB. High-profile studies frequently and repetitively present data on the same patients, particularly in immunotherapy studies. *Journal of Thoracic Disease*. 2018;10:S397-S403.
- Ellsberry KE. Can the family physician avoid conflict of interest in the gatekeeper role? An affirmative view. *The Journal of family practice*. 1989;28(6):698-701.
- Ellwein LB, Kroll P, Narin F. Linkage between research sponsorship and patented eye-care technology. *Investigative ophthalmology & visual science*. 1996;37(12):2495-503.
- Elmore SA. Update on the Manuscript Peer Review Process. *Toxicologic Pathology*. 2017;45(8):1028-31.
- Elvik R. Corrigendum to: Publication bias and time-trend bias in meta-analysis of bicycle helmet efficacy: a re-analysis of Attewell, Glase and McFadden, 2001 *Accid. Anal. Prev.* 43 (2011) 1245-1251. *Accident; analysis and prevention*. 2013;60:245-53.
- Elvik R. Publication bias and time-trend bias in meta-analysis of bicycle helmet efficacy: a re-analysis of Attewell, Glase and McFadden, 2001. *Accident; analysis and prevention*. 2011;43(3):1245-51.
- Emanuel EJ, Steiner D. Institutional conflict of interest. *The New England journal of medicine*. 1995;332(4):262-7.

Emanuel EJ. Conflict of interest in industry-sponsored drug development. *Clinical advances in hematology & oncology : H&O*. 2007;5(4):265-7.

Endicott KM. Government sponsorship of medical research: a symposium. III. *Bulletin of the Medical Library Association*. 1955;43(1):24-6.

Endo JO, Myers D, Stratman EJ. Conflict of interest and disclosure: Analysis of American Academy of Dermatology Annual Meetings. *Journal of the American Academy of Dermatology*. 2012;66(1):e20-1.

Engelhardt HT, Jr. Should our journals publish research sponsored by the tobacco industry? Pro: the search for untainted money. *American journal of respiratory cell and molecular biology*. 1995;12(2):123-4.

Engelhardt K. The medical-industrial complex: an ethical challenge. *Deutsche Medizinische Wochenschrift*. 2005;130(30):1778-80.

Engelhardt N, Feiger AD, Cogger KO, Sikich D, DeBrotta DJ, Lipsitz JD, et al. Rating the raters: assessing the quality of Hamilton rating scale for depression clinical interviews in two industry-sponsored clinical drug trials. *Journal of clinical psychopharmacology*. 2006;26(1):71-4.

Engler RL. Conflicts of interest. *QJM : monthly journal of the Association of Physicians*. 2002;95(11):713-5.

English LM, Hsia J, Malarcher A. Tobacco advertising, promotion, and sponsorship (TAPS) exposure, anti-TAPS policies, and students' smoking behavior in Botswana and South Africa. *Preventive medicine*. 2016;91S:S28-S34.

Epstein AJ, Asch DA, Barry CL. Effects of conflict-of-interest policies in psychiatry residency on antidepressant prescribing. *LDI issue brief*. 2013;18(3):1-4.

Epstein AJ, Busch SH, Busch AB, Asch DA, Barry CL. Does exposure to conflict of interest policies in psychiatry residency affect antidepressant prescribing? *Medical care*. 2013;51(2):199-203.

Epstein K. US to require public disclosure of drug and device industry's financial ties to doctors. *BMJ (Clinical research ed)*. 2012;344:e515.

Epstein M. Disclosure of financial conflicts of interest: cui bono, cui malo? *Journal of the Royal Society of Medicine*. 2014;107(8):303.

Epstein NE. Professional Medical Associations Exert Undue Influence Despite Conflicts of Interest. *Surgical neurology international*. 2019;10:163.

Epstein RA. Conflicts of interest in health care: who guards the guardians? *Perspectives in biology and medicine*. 2007;50(1):72-88.

Erlen J, Conway A. Between a rock and a hard place: corporate funding and conflict of interest. *Neonatal network : NN*. 1992;11(2):69-70.

Erlen JA, McDaniel C. Conflict of interest: its relationship to integrity in the academic setting. *Journal of professional nursing : official journal of the American Association of Colleges of Nursing*. 1994;10(2):91-6.

Erlen JA. Conflict of interest: nurses at risk! *Orthopedic nursing*. 2008;27(2):135-9.

Erlen JA. 'Conflicts of interest': an ethical dilemma for the nurse researcher. *Orthopedic nursing*. 2000;19(4):74-7.

Ernst E. Publication bias in complementary/alternative medicine. *Journal of clinical epidemiology*. 2007;60(11):1093-4.

Erratum: Pharmacists' Perceptions of the Influence of Interactions with the Pharmaceutical Industry on Clinical Decision-Making: Correction. *The Canadian journal of hospital pharmacy*. 2015;68(6):480.

Error in Conflict of Interest Disclosure. *JAMA cardiology*. 2019;4(5):497.

Error in Conflict of Interest Disclosures. *JAMA surgery*. 2019;154(3):272.

Error in Conflict of Interest Disclosures. *JAMA surgery*. 2019;154(4):368.

Error in Conflicts of Interest Disclosures. *JAMA cardiology*. 2017;2(11):1284.

Error in Title of Table 2 and Rewording of Conflict of interest Disclosures. *JAMA internal medicine*. 2019;179(9):1304.

Errors in Byline and Table and Omitted Conflict of Interest Disclosure. *JAMA internal medicine*. 2019;179(3):457.

Errors in Text and Conflict of Interest Disclosures. *JAMA network open*. 2019;2(4):e193771.

Estellat C, Tubach F, Seror R, Alfaiate T, Hajage D, De Rycke Y, et al. Control treatments in biologics trials of rheumatoid arthritis were often not deemed acceptable in the context of care. *Journal of Clinical Epidemiology*. 2016;69:235-44.

Etain B, Guittet L, Weiss N, Gajdos V, Katsahian S. Attitudes of medical students towards conflict of interest: a national survey in France. *PloS one*. 2014;9(3):e92858.

Etter JF, Burri M, Stapleton J. The impact of pharmaceutical company funding on results of randomized trials of nicotine replacement therapy for smoking cessation: a meta-analysis. *Addiction*. 2007;102(5):815-22.

Etter JF, Perneger TV, Rougemont A. Does sponsorship matter in patient satisfaction surveys? A randomized trial. *Medical care*. 1996;34(4):327-35.

Ettinger F, Bassett C, St Clair-Gray W. Conflict of interests. *Nursing standard (Royal College of Nursing (Great Britain) : 1987)*. 1998;12(36):20.

European medicines agency: riddled with conflicts of interest. *Prescrire international*. 2012;21(132):278.

Evans DV, Waters RC, Olsen C, Stephens MB, Brown SR. Residency Curricula on Physician-Pharmaceutical Industry Interaction: A CERA Study. *Family medicine*. 2016;48(1):44-8.

Evans I. Conflict of interest: the importance of potential. *Science and engineering ethics*. 2002;8(3):393-6.

Evans JA. Industry collaboration, scientific sharing, and the dissemination of knowledge. *Social Studies of Science*. 2010;40(5):757-91.

Evans JD. Government-sponsored student-loan reimbursement for pharmacists. *American journal of health-system pharmacy : AJHP : official journal of the American Society of Health-System Pharmacists*. 2007;64(16):1680-3.

Evans M. Conflicts of interest in research on children. *Cambridge quarterly of healthcare ethics : CQ : the international journal of healthcare ethics committees*. 1994;3(4):549-59.

Evans WG. Informed consent... a conflict of interest? *SADJ : journal of the South African Dental Association = tydskrif van die Suid-Afrikaanse Tandheelkundige Vereniging*. 2013;68(1):48.

Evans-Reeves KA, Hatchard JL, Gilmore AB. 'It will harm business and increase illicit trade': an evaluation of the relevance, quality and transparency of evidence submitted by transnational tobacco companies to the UK consultation on standardised packaging 2012. *Tobacco Control*. 2015;24(E2):E168-E77.

Evers JL. Publication bias in reproductive research. *Human reproduction (Oxford, England)*. 2000;15(10):2063-6.

Evers S, Hilgsmann M, Adarkwah CC. Risk of bias in trial-based economic evaluations: Identification of sources and bias-reducing strategies. *Psychology & Health*. 2015;30(1):52-71.

Every-Palmer S, Duggal R, Menkes DB. Direct-to-consumer advertising of prescription medication in New Zealand. *New Zealand Medical Journal*. 2014;127(1401):102-10.

Every-Palmer S, Howick J. How evidence-based medicine is failing due to biased trials and selective publication. *Journal of Evaluation in Clinical Practice*. 2014;20(6):908-14.

Ewell CM, Jr. Conflict of interest? *OH Osteopathic hospitals*. 1979;23(9):12-7.

Ewig S, Schaberg T, Welte T, Ficker JH, Pfeifer M, Schonhofer B. Guidelines and conflicts of interest: where are we, where do we go from here? *Pneumologie (Stuttgart, Germany)*. 2013;67(1):13-5.

Eyal N, Romain PL, Robertson C. Can Rationing through Inconvenience Be Ethical? *Hastings Center Report*. 2018;48(1):10-+.

Eysenbach G. Tackling publication bias and selective reporting in health informatics research: register your eHealth trials in the International eHealth Studies Registry. *Journal of medical Internet research*. 2004;6(3):e35.

Fabbri A, Chartres N, Bero LA. Study sponsorship and the nutrition research agenda: analysis of cohort studies examining the association between nutrition and obesity. *Public Health Nutrition*. 2017;20(17):3193-9.

Fabbri A, Chartres N, Scrinis G, Bero LA. Study sponsorship and the nutrition research agenda: analysis of randomized controlled trials included in systematic reviews of nutrition interventions to address obesity. *Public Health Nutrition*. 2017;20(7):1306-13.

Fabbri A, Gregoraci G, Tedesco D, Ferretti F, Gilardi F, Iemmi D, et al. Conflict of interest between professional medical societies and industry: a cross-sectional study of Italian medical societies' websites. *BMJ open*. 2016;6(6):e011124.

Fabbri A, Grundy Q, Mintzes B, Swandari S, Moynihan R, Walkom E, et al. A cross-sectional analysis of pharmaceutical industry-funded events for health professionals in Australia. *BMJ open*. 2017;7(6):e016701.

Fabbri A, Holland TJ, Bero LA. Food industry sponsorship of academic research: investigating commercial bias in the research agenda. *Public Health Nutrition*. 2018;21(18):3422-30.

Fabbri A, Lai A, Grundy Q, Bero LA. The Influence of Industry Sponsorship on the Research Agenda: A Scoping Review. *American Journal of Public Health*. 2018;108(11):E9-E16.

Fabbri A, Santos AI, Mezinska S, Mulinari S, Mintzes B. Sunshine Policies and Murky Shadows in Europe: Disclosure of Pharmaceutical Industry Payments to Health Professionals in Nine European Countries. *International journal of health policy and management*. 2018;7(6):504-9.

Fabbri A, Swandari S, Lau E, Vitry A, Mintzes B. Pharmaceutical Industry Funding of Health Consumer Groups in Australia: A Cross-sectional Analysis. *International journal of health services : planning, administration, evaluation*. 2019;49(2):273-93.

Fadlallah R, Alkhaled L, Brax H, Nasser M, Rajabbik MH, Nass H, et al. Extent of physician-pharmaceutical industry interactions in low- and middle-income countries: a systematic review. *European journal of public health*. 2018;28(2):224-30.

Faggion CM, Atieh M, Zanicotti DG. Reporting of sources of funding in systematic reviews in periodontology and implant dentistry. *British Dental Journal*. 2014;216(3):109-12.

Faggion CM, Jr. Conflict of interest policies should be better reported in dental journals. *Journal (Canadian Dental Association)*. 2012;78:c52.

Faggion CM. Conflict of Interest Policies Should Be Better Reported in Dental Journals. *Journal of the Canadian Dental Association*. 2012;78.

Failure to Disclose a Potential Conflict of Interest. *JAMA oncology*. 2019.

Failure to Disclose Conflicts of Interest. *JAMA ophthalmology*. 2016;134(9):1075.

Fairfield CJ, Harrison EM, Wigmore SJ. Duplicate publication bias weakens the validity of meta-analysis of immunosuppression after transplantation. *World journal of gastroenterology*. 2017;23(39):7198-200.

Fairman KA, Curtiss FR. Call for letters regarding disclosure of potential conflicts of interest in the managed care literature -- too much, too little, or just about right? *Journal of managed care pharmacy : JMCP*. 2009;15(2):166.

Fairman KA, Curtiss FR. Rethinking the "Whodunnit" approach to assessing the quality of health care research - A call to focus on the evidence in evidence-based practice. *Journal of Managed Care Pharmacy*. 2008;14(7):661-74.

Fairman KA, Curtiss FR. What Should Be Done About Bias and Misconduct in Clinical Trials? *Journal of Managed Care Pharmacy*. 2009;15(2):154-60.

Falit BP. Curbing industry sponsor's incentive to design post-approval trials that are suboptimal for informing prescribers but more likely than optimal designs to yield favorable results. *Seton Hall law review*. 2007;37(4):969-1049.

Falk IS. Academic medical center-HMO relationship: sponsorship or affiliation? *Journal of medical education*. 1973;48(4):Suppl:53-9.

Fallena-Zonana M, Kraus-Weisman A. Medicine: conflicts of interest in research. *Revista de investigacion clinica; organo del Hospital de Enfermedades de la Nutricion*. 2003;55(3):339-46.

Fallena-Zonana M, Kraus-Weisman A. Medicine: Conflicts of interests in medical research. *Revista De Investigacion Clinica-Clinical and Translational Investigation*. 2003;55(3):339-46.

Fallis D, Mathiesen K. Fake news is counterfeit news. *Inquiry-an Interdisciplinary Journal of Philosophy*.

Fanelli D. Do Pressures to Publish Increase Scientists' Bias? An Empirical Support from US States Data. *Plos One*. 2010;5(4).

Fang J, Wen C, Pavur R. Participation willingness in web surveys: exploring effect of sponsoring corporation's and survey provider's reputation. *Cyberpsychology, behavior and social networking*. 2012;15(4):195-9.

Fang J, Yang G, Wan X. 'Pro-tobacco propaganda': a case study of tobacco industry-sponsored elementary schools in China. *Tobacco control*. 2019.

Farmer BM, Nelson LS. Conflicts of interest on pharmacy and therapeutics committees at academic medical centers. *Journal of medical toxicology : official journal of the American College of Medical Toxicology*. 2011;7(2):175-6.

Farquhar C, Stokes T, Grey A, Jeffery M, Griffin P. Let the sunshine in-making industry payments to New Zealand doctors transparent. *New Zealand Medical Journal*. 2015;128(1411):6-12.

Farquhar C, Vail A. Pitfalls in systematic reviews. *Current Opinion in Obstetrics & Gynecology*. 2006;18(4):433-9.

Farquhar CM. Disclosure of interest statements provide sufficient acknowledgement of industry funding of research: AGAINST: Disclosure is insufficient. *BJOG : an international journal of obstetrics and gynaecology*. 2018;125(7):783.

Farrell R, Bethin K, Klingensmith G, Tamborlane WV, Gubitosi-Klug R. Barriers to participation in industry-sponsored clinical trials in pediatric type 2 diabetes. *Pediatric diabetes*. 2017;18(7):574-8.

Father Gerald AA. Sponsorship's biblical roots and tensions. The term may be new, but the function has existed since apostolic time. *Health progress (Saint Louis, Mo)*. 2006;87(5):13-6.

Faunce TS, Tomosy GF. The UK House of Commons report on the influence of the pharmaceutical industry: lessons for equitable access to medicines in Australia. *Monash bioethics review*. 2005;24(2):38-42.

Fauser BCJ, Macklon NS. May the colleague who truly has no conflict of interest now please stand up! *Reproductive Biomedicine Online*. 2019;39(4):541-4.

Fauser BCJM, Macklon NS. May the colleague who truly has no conflict of interest now please stand up! *Reproductive biomedicine online*. 2019;39(4):541-4.

Fava GA. Conflict of interest and special interest groups. The making of a counter culture. *Psychotherapy and psychosomatics*. 2001;70(1):1-5.

Fava GA. Conflict of interest and the credibility of medical journals. *Epidemiologia e psichiatria sociale*. 2003;12(1):11-4.

Fava GA. Conflict of interest in psychopharmacology: Can Dr. Jekyll still control Mr. Hyde? *Psychotherapy and Psychosomatics*. 2004;73(1):1-4.

Fava GA. Conflicts of Interest. Helmchen H, Sartorius N, editors 2010. 55-72 p.

Fava GA. Financial conflicts of interest in psychiatry. *World psychiatry : official journal of the World Psychiatric Association (WPA)*. 2007;6(1):19-24.

Fava GA. Financial conflicts of interest in psychiatry. *World Psychiatry*. 2007;6(1):19-24.

Fava GA. Guidelines and conflicts of interest. *Annals of internal medicine*. 2010;153(6):421-2; author reply 2.

Fava GA. Meta-analyses and conflict of interest. *CNS drugs*. 2012;26(2):93-6.

Fava GA. The Decline of Pharmaceutical Psychiatry and the Increasing Role of Psychological Medicine. *Psychotherapy and Psychosomatics*. 2009;78(4):220-7.

Fava GA. The Hidden Costs of Financial Conflicts of Interest in Medicine. *Psychotherapy and psychosomatics*. 2016;85(2):65-70.

Fava GA. The intellectual crisis of psychiatric research. *Psychotherapy and Psychosomatics*. 2006;75(4):202-8.

Fava GA. Unmasking special interest groups: the key to addressing conflicts of interest in medicine. *Psychotherapy and psychosomatics*. 2010;79(4):203-7.

FDA sets policy on industry-sponsored educational programs. *American journal of health-system pharmacy : AJHP : official journal of the American Society of Health-System Pharmacists*. 1998;55(5):426.

Fearon DT. Continuing medical education. This continuing medical education self-assessment program is sponsored by the American Academy of Allergy and Immunology and supported by a grant-in-aid from Fisons Corporation. *The Journal of allergy and clinical immunology*. 1983;71(6):520-32.

Feder N. NIH must tell whole truth about conflicts of interest. *Nature*. 2005;434(7031):271.

Feder N. Public disclosure could deter conflicts of interest. *Nature*. 2005;437(7059):620.

Fein EH, Vermillion ML, Uijtdehaage SHJ. Pre-Clinical Medical Students' Exposure to and Attitudes Toward Pharmaceutical Industry Marketing. *Medical education online*. 2007;12(1):4465.

Feinstein AR, Horwitz RI. Avoiding conflicts of interest in drug research. *The New England journal of medicine*. 1979;301(18):1009.

Feinstein RJ. Physician payment plans and conflicts of interest. *The Journal of the Florida Medical Association*. 1986;73(5):387-9.

Feldman AM, Mann DL. Restoring public trust in scientific research by reducing conflicts of interest. *The Journal of clinical investigation*. 2019;129(10):3971-3.

Feldman AM. Re-envisioning Our Approach to Research in Academia. *Cts-Clinical and Translational Science*. 2008;1(3):181-2.

Feldman HR, DeVito NJ, Mendel J, Carroll DE, Goldacre B. A cross-sectional study of all clinicians' conflict of interest disclosures to NHS hospital employers in England 2015-2016. *BMJ open*. 2018;8(3):e019952.

Feldman-Winter L, Grossman X, Palaniappan A, Kadokura E, Hunter K, Milcarek B, et al. Removal of industry-sponsored formula sample packs from the hospital: does it make a difference? *Journal of human lactation : official journal of International Lactation Consultant Association*. 2012;28(3):380-8.

Felton DA. On conflict of interest and ethics. *Journal of prosthodontics : official journal of the American College of Prosthodontists*. 2007;16(2):83.

Felton G. On women, networks, patronage and sponsorship. *Image*. 1978;10(3):58-9.

Fenton JJ, Mirza SK, Lahad A, Stern BD, Deyo RA. Variation in reported safety of lumbar interbody fusion: influence of industrial sponsorship and other study characteristics. *Spine*. 2007;32(4):471-80.



Ferguson A, Clark JJ. The status of research ethics in social work. *Journal of Evidence-Informed Social Work*. 2018;15(4):351-70.

Ferguson CJ, Brannick MT. Publication bias in psychological science: prevalence, methods for identifying and controlling, and implications for the use of meta-analyses. *Psychological methods*. 2012;17(1):120-8.

Ferguson CJ, Heene M. A Vast Graveyard of Undead Theories: Publication Bias and Psychological Science's Aversion to the Null. *Perspectives on psychological science : a journal of the Association for Psychological Science*. 2012;7(6):555-61.

Ferguson CJ. Pay No Attention to That Data Behind the Curtain: On Angry Birds, Happy Children, Scholarly Squabbles, Publication Bias, and Why Betas Rule Metas. *Perspectives on psychological science : a journal of the Association for Psychological Science*. 2015;10(5):683-91.

Ferguson J. Cure unwanted? Exploring the chronic Lyme disease controversy and why conflicts of interest in practice guidelines may be guiding us down the wrong path. *American journal of law & medicine*. 2012;38(1):196-224.

Ferguson R, Carreiro FP, Camire L. Sponsorship of internal medicine subspecialty fellowships since 2000: trends and community hospital involvement. *Medical education online*. 2009;14:8.

Fernandez Pinto M. Scientific ignorance: Probing the limits of scientific research and knowledge production. *Theoria-Revista De Teoria Historia Y Fundamentos De La Ciencia*. 2019;34(2):195-211.

Ferran Mercade M. The pharmaceutical industry and the funding of scientific societies. *Atencion primaria*. 2002;29(6):327-8.

Ferraz MB. When should the physician question information disseminated by the pharmaceutical industry? *Sao Paulo medical journal = Revista paulista de medicina*. 1997;115(4):1467-8.

Ferris LE, Fletcher RH. Conflict of interest in peer-reviewed medical journals. *Notfall & Rettungsmedizin*. 2010;13(4):269-71.

Ferris LE, Fletcher RH. Conflict of interest in Peer-Reviewed medical journals: the World Association of Medical Editors (WAME) position on a challenging problem. *Cardiovascular Diagnosis and Therapy*. 2012;2(3):188-91.

Ferris LE, Fletcher RH. Conflict of Interest in Peer-Reviewed Medical Journals: The World Association of Medical Editors (WAME) Position on a Challenging Problem. *International Journal of Occupational and Environmental Medicine*. 2010;1(2):55-9.

Ferris LE, Fletcher RH. Conflict of interest in peer-reviewed medical journals: The World Association of Medical Editors (WAME) position on a challenging problem. *Journal of Primary Health Care*. 2010;2(2):171-3.

Ferris LE, Fletcher RH. Conflict of Interest in Peer-Reviewed Medical Journals: The World Association of Medical Editors (WAME) position on a challenging problem. *National Medical Journal of India*. 2010;23(2):65-8.

Ferris LE, Fletcher RH. Conflict of Interest in Peer-Reviewed Medical Journals: The World Association of Medical Editors (WAME) Position on a Challenging Problem. *Neurosurgery*. 2010;66(4):629-30.

Ferris LE, Fletcher RH. Conflict of interest in peer-reviewed medical journals: the World Association of Medical Editors (WAME) position on a challenging problem. *The international journal of occupational and environmental medicine*. 2010;1(2):55-9.

Ferris LE, Fletcher RH. Conflict of interest in peer-reviewed medical journals: the World Association of Medical Editors (WAME) position on a challenging problem. *The National medical journal of India*. 2010;23(2):65-8.

Ferris LE, Fletcher RH. Conflict of interest in peer-reviewed medical journals: the World Association of Medical Editors' position on a challenging problem. *Academic medicine : journal of the Association of American Medical Colleges*. 2010;85(5):739-41.

Ferris LE, Fletcher RH. Conflict of Interest in Peer-Reviewed Medical Journals: The World Association of Medical Editors' Position on a Challenging Problem. *Academic Medicine*. 2010;85(5):739-41.

Ferris LE, Fletcher RH. Conflict of interest in peer-reviewed medical journals: the world association of medical editors position on a challenging problem. *Journal of young pharmacists : JYP*. 2010;2(2):113-5.

Ferris LE, Fletcher RH. Conflict of Interest in Peer-Reviewed Medical Journals: The World Association of Medical Editors Position on a Challenging Problem. *Journal of Young Pharmacists*. 2010;2(2):113-5.

Ferris LE, Fletcher RH. Conflict of interest in peer-reviewed medical journals: The world association of medical editors position on a challenging problem. *Pharmacognosy Magazine*. 2010;6(22):71-3.

Ferris LE, Lemmens T. Governance of conflicts of interest in postmarketing surveillance research and the Canadian Drug Safety and Effectiveness Network. *Open medicine : a peer-reviewed, independent, open-access journal*. 2010;4(2):e123-8.

Ferris LE, Naylor CD. Physician remuneration in industry-sponsored clinical trials: the case for standardized clinical trial budgets. *Canadian Medical Association Journal*. 2004;171(8):883-6.

Ferris LE, Naylor CD. Physician remuneration in industry-sponsored clinical trials: the case for standardized clinical trial budgets. *CMAJ : Canadian Medical Association journal = journal de l'Association medicale canadienne*. 2004;171(8):883-6.

Ferris LE, Naylor CD. Randomized clinical trials: Slow death by a thousand unnecessary policies? - Rebuttal. *Canadian Medical Association Journal*. 2004;171(8):892-3.

Ferris LE. Industry-sponsored pharmaceutical trials and research ethics boards: are they cloaked in too much secrecy? *CMAJ : Canadian Medical Association journal = journal de l'Association medicale canadienne*. 2002;166(10):1279-80.

Feuerstein JD, Akbari M, Gifford AE, Cullen G, Leffler DA, Sheth SG, et al. Systematic review: the quality of the scientific evidence and conflicts of interest in international inflammatory bowel disease practice guidelines. *Alimentary pharmacology & therapeutics*. 2013;37(10):937-46.

Feuerstein JD, Akbari M, Gifford AE, Hurley CM, Leffler DA, Sheth SG, et al. Systematic analysis underlying the quality of the scientific evidence and conflicts of interest in interventional medicine subspecialty guidelines. *Mayo Clinic proceedings*. 2014;89(1):16-24.

Feuerstein JD, Castillo NE, Akbari M, Belkin E, Lewandowski JJ, Hurley CM, et al. Systematic Analysis and Critical Appraisal of the Quality of the Scientific Evidence and Conflicts of Interest in Practice Guidelines (2005-2013) for Barrett's Esophagus. *Digestive diseases and sciences*. 2016;61(10):2812-22.

Feuerstein JD, Gifford AE, Akbari M, Goldman J, Leffler DA, Sheth SG, et al. Systematic analysis underlying the quality of the scientific evidence and conflicts of interest in gastroenterology practice guidelines. *The American journal of gastroenterology*. 2013;108(11):1686-93.

Feuerstein JD, Leffler DA, Cheifetz AS. How physicians interpret research funding disclosures. *The New England journal of medicine*. 2012;367(24):2358-9; author reply 60.

Feuerstein JD, Leffler DA, Cheifetz AS. Letter: inflammatory bowel disease guidelines and conflicts of interest--authors' reply. *Alimentary pharmacology & therapeutics*. 2013;38(4):445-6.

Feuerstein JD, Pelsis JR, Lloyd S, Cheifetz AS, Stone KR. Systematic analysis of the quality of the scientific evidence and conflicts of interest in osteoarthritis of the hip and knee practice guidelines. *Seminars in arthritis and rheumatism*. 2016;45(4):379-85.

Fialova L, Spacek M, Vychytil P. Conflict of interest: the World Medical Association statement. *Casopis lekaru ceskych*. 2011;150(10):554-7.

Fickweiler F, Fickweiler W, Urbach E. Interactions between physicians and the pharmaceutical industry generally and sales representatives specifically and their association with physicians' attitudes and prescribing habits: a systematic review. *BMJ open*. 2017;7(9):e016408.

Fiduciary duty: experimental medical treatment: standard of review: conflict of interest--sliding scale. *Healthcare America Plans, Inc. v. Bossemeyer*, 166 F.3d 347 (10th Cir. 1998) (unpublished). *Benefits quarterly*. 2000;16(3):62-3.

Fielding JR. Publication Bias in Radiology: How Does It Happen and What Is the Cost? *Radiology*. 2019;292(1):127-8.

Filippiadou M, Kouvelas D, Garyfallos G, Tsakiridis I, Tzachanis D, Spachos D, et al. Exposure to the drug company marketing in Greece: Interactions and attitudes in a non-regulated environment for medical students. *Annals of medicine and surgery (2012)*. 2017;19:23-8.

- Fineberg HV. Conflict of Interest: Why Does It Matter? *Jama*. 2017;317(17):1717-8.
- Fineberg HV. Standards for Finding and Assessing Individual Studies. Eden J, Levit L, Berg A, Morton S, editors 2011. 63-122 p.
- Fink GR. Interests and Conflicts of Interest. *Fortschritte der Neurologie-Psychiatrie*. 2016;84(9):533.
- Finkel AG. Conflict of interest or productive collaboration? The pharma: academic relationship and its implications for headache medicine. *Headache*. 2006;46(7):1181-5.
- Finkelstein JB. FDA revamps committee conflict-of-interest rules. *Journal of the National Cancer Institute*. 2006;98(19):1354-5.
- Finkelstein JB. Proposed FDA conflict-of-interest guidelines get lukewarm reception. *Journal of the National Cancer Institute*. 2007;99(10):747-8.
- Fins JJ, Schiff ND. Conflicts of interest in deep brain stimulation research and the ethics of transparency. *The Journal of clinical ethics*. 2010;21(2):125-32.
- Fins JJ, Schlaepfer TE, Nuttin B, Kubu CS, Galert T, Sturm V, et al. Ethical guidance for the management of conflicts of interest for researchers, engineers and clinicians engaged in the development of therapeutic deep brain stimulation. *Journal of neural engineering*. 2011;8(3):033001.
- Finucane T. Drug company-sponsored symposia: pros and cons. *The American journal of medicine*. 1987;83(4):811-2.
- Finucane TE, Boulton CE. Association of funding and findings of pharmaceutical research at a meeting of a medical professional society. *American Journal of Medicine*. 2004;117(11):842-5.
- Finucane TE. Antipsychotics in adults with schizophrenia: does sponsorship of research articles affect the findings? *Annals of internal medicine*. 2013;158(5 Pt 1):362.
- Fiorentino R, Liu G, Pariser AR, Mulberg AE. Cross-sector sponsorship of research in eosinophilic esophagitis: a collaborative model for rational drug development in rare diseases. *The Journal of allergy and clinical immunology*. 2012;130(3):613-6.
- First International Workshop on Temocillin. Proceedings of a symposium sponsored by Beecham Pharmaceuticals held in Athens on 20 September, 1984. *Drugs*. 1985;29 Suppl 5:1-243.
- Fischgrund JS. Conflict of interest in orthopaedic journals. *The Journal of the American Academy of Orthopaedic Surgeons*. 2012;20(5):263-4.
- Fisher CG, DiPaola CP, Noonan VK, Bailey C, Dvorak MFS. Physician-industry conflict of interest: public opinion regarding industry-sponsored research. *Journal of neurosurgery Spine*. 2012;17(1):1-10.

- Fisher JA, Cottingham MD, Kalbaugh CA. Peering into the pharmaceutical "pipeline": Investigational drugs, clinical trials, and industry priorities. *Social Science & Medicine*. 2015;131:322-30.
- Fisher JA, Cottingham MD. This isn't going to end well: Fictional representations of medical research in television and film. *Public Understanding of Science*. 2017;26(5):564-78.
- Fisher JA, Kalbaugh CA. United States Private-Sector Physicians and Pharmaceutical Contract Research: A Qualitative Study. *Plos Medicine*. 2012;9(7).
- Fisher MA. Physicians and the pharmaceutical industry: a dysfunctional relationship. *Perspectives in biology and medicine*. 2003;46(2):254-72.
- Flacco ME, Manzoli L, Boccia S, Capasso L, Aleksovska K, Rosso A, et al. Head-to-head randomized trials are mostly industry sponsored and almost always favor the industry sponsor. *Journal of Clinical Epidemiology*. 2015;68(7):811-20.
- Flacco ME, Manzoli L, Boccia S, Puggina A, Rosso A, Marzuillo C, et al. Registered Randomized Trials Comparing Generic and Brand-Name Drugs: A Survey. *Mayo Clinic Proceedings*. 2016;91(8):1021-34.
- Flach AJ. Debunking myths in physician-industry conflicts of interest. *American journal of ophthalmology*. 2009;147(3):562-3; author reply 3-4.
- Flaherty DK. Ghost- and Guest-Authored Pharmaceutical Industry-Sponsored Studies: Abuse of Academic Integrity, the Peer Review System, and Public Trust. *Annals of Pharmacotherapy*. 2013;47(7-8):1081-3.
- Flaherty DK. Ghost- and guest-authored pharmaceutical industry-sponsored studies: abuse of academic integrity, the peer review system, and public trust. *The Annals of pharmacotherapy*. 2013;47(7-8):1081-3.
- Flanagan RF, Dammann O. THE EPISTEMOLOGICAL WEIGHT OF RANDOMIZED-CONTROLLED TRIALS DEPENDS ON THEIR RESULTS. *Perspectives in Biology and Medicine*. 2018;61(2):157-73.
- Flanagin A, Fontanarosa PB, DeAngelis CD. Update on JAMA's conflict of interest policy. *Jama*. 2006;296(2):220-1.
- Fleischhacker WW. Conflicting views on conflicts of interest in medicine. *World psychiatry : official journal of the World Psychiatric Association (WPA)*. 2007;6(1):32-3.
- Fleischman W, Newman DH. Conflicts of Interest. *The New England journal of medicine*. 2015;373(8):778-9.
- Fleischman W, Ross JS, Melnick ER, Newman DH, Venkatesh AK. Financial Ties Between Emergency Physicians and Industry: Insights From Open Payments Data. *Annals of emergency medicine*. 2016;68(2):153-8.e4.

Fleischmann D, Baumgartner IO, Erasmy M, Gries N, Melber M, Leinert V, et al. Female Bechstein's bats adjust their group decisions about communal roosts to the level of conflict of interests. *Current biology* : CB. 2013;23(17):1658-62.

Fleming BC. Conflicted. *American Journal of Sports Medicine*. 2017;45(8):1727-9.

Fleming PS, Koletsi D, Dwan K, Pandis N. Outcome discrepancies and selective reporting: impacting the leading journals? *PloS one*. 2015;10(5):e0127495.

Fletcher RH, Black B. "SPIN" IN SCIENTIFIC WRITING: SCIENTIFIC MISCHIEF AND LEGAL JEOPARDY. *Medicine and Law*. 2007;26(3):511-25.

Fleurence RL, Spackman DE, Hollenbeak C. Does the Funding Source Influence the Results in Economic Evaluations? A Case Study in Bisphosphonates for the Treatment of Osteoporosis. *Pharmacoeconomics*. 2010;28(4):295-306.

Flier JS. Conflict of Interest Among Medical School Faculty: Achieving a Coherent and Objective Approach. *Jama*. 2017;317(17):1731-2.

Folker AP, Holm L, Sandoe P. "We Have to Go Where the Money Is'aEuro"Dilemmas in the Role of Nutrition Scientists: An Interview Study. *Minerva*. 2009;47(2):217-36.

Fonseca NM. Conflict of Interest Disclosure in a Top-Tier Portuguese Medical Journal. *Acta medica portuguesa*. 2017;30(9):652-5.

Fonseca R, Richardson P, Giralt S, Lonial S, Rajkumar SV, Stewart AK, et al. Conflicts of interest, authorship, and disclosures in industry-related scientific publications. *Mayo Clinic proceedings*. 2010;85(2):197-9; author reply 201-4.

Fonseca R. How physicians interpret research funding disclosures. *The New England journal of medicine*. 2012;367(24):2358; author reply 60.

Fontaine C. The declaration of authors' conflict of interests must obey rules. *Hand surgery & rehabilitation*. 2018;37(1):2-3.

Fontanarosa P, Bauchner H. Conflict of Interest and Medical Journals. *Jama*. 2017;317(17):1768-71.

Fontanarosa PB, DeAngelis CD. JAMA's policy on industry sponsored studies. *BMJ (Clinical research ed)*. 2006;332(7534):177.

Fontanarosa PB, Flanagan A, DeAngelis CD. Implementation of the ICMJE form for reporting potential conflicts of interest. *Jama*. 2010;304(13):1496.

Fontanarosa PB, Flanagan A, DeAngelis CD. Reporting conflicts of interest, financial aspects of research, and role of sponsors in funded studies. *Jama*. 2005;294(1):110-1.

Fooks GJ, Williams S, Box G, Sacks G. Corporations' use and misuse of evidence to influence health policy: a case study of sugar-sweetened beverage taxation. *Globalization and Health*. 2019;15(1).

Forbes RB, McCarron M. Review of publication bias in studies on publication bias: systematic review is needed. *BMJ (Clinical research ed)*. 2005;331(7517):638.

Forbes TL. Author disclosure of conflict of interest in vascular surgery journals. *Journal of vascular surgery*. 2011;54(3 Suppl):55S-8S.

Foreman J. Drug company gifts to physicians to be curbed. *Archives of ophthalmology (Chicago, Ill : 1960)*. 1991;109(2):187.

Formann AK. Estimating the proportion of studies missing for meta-analysis due to publication bias. *Contemporary clinical trials*. 2008;29(5):732-9.

Forsyth S. Infant Feeding and Conflict of Interest: A Healthcare Perspective. *Annals of nutrition & metabolism*. 2019:1-4.

Forsyth SR, Odierna DH, Krauth D, Bero LA. Conflicts of interest and critiques of the use of systematic reviews in policymaking: an analysis of opinion articles. *Systematic Reviews*. 2014;3.

Forsyth SR, Odierna DH, Krauth D, Bero LA. Conflicts of interest and critiques of the use of systematic reviews in policymaking: an analysis of opinion articles. *Systematic reviews*. 2014;3:122.

Fossati R, Confalonieri C, Apolone G, Cavuto S, Garattini S. Does a drug do better when it is new? *Annals of Oncology*. 2002;13(3):470-3.

Foster A. New author guidelines - clinical trials and conflict of interest. *Veterinary dermatology*. 2008;19(2):51.

Foster RS. Conflicts of interest: recognition, disclosure, and management. *Journal of the American College of Surgeons*. 2003;196(4):505-17.

Foughty Z, Antalis MS, Ringenberg J, Hall AD. Funding sources and financial disclosures, and their relationship to study outcomes and level of evidence in the *Journal of Shoulder and Elbow Surgery*. *Journal of Shoulder and Elbow Surgery*. 2017;26(6):E193-E7.

Fow NR, Dorris G, Sittig M, Smith-Seemiller L. An analysis of the influence of insurance sponsorship on MMPI changes among patients with chronic pain. *Journal of clinical psychology*. 2002;58(7):827-32.

Fowler C. Contentious issue of funding and the pharmaceutical industry--should service user groups take the big pharma shilling, and what are the costs if they do? *Mental health today (Brighton, England)*. 2007:40.

Fox J. Reinvigorating the concept of benefit: the failure of drug company-sponsored research on human subjects. *Seton Hall law review*. 2008;38(2):605-65.

Fox JL. All conflicts of interest in one site. *Nature biotechnology*. 2013;31(2):97.

Fox Z. Sponsorship's Rich, Complex Spirituality. *Health progress (Saint Louis, Mo)*. 2017;98(3):41-4.

- Fr Francis GM. Does Canon Law speak of sponsorship of Catholic works? *Health progress* (Saint Louis, Mo). 2007;88(1):29-30, 68.
- Fr Michael DP. Toward a theology of sponsorship. *Health progress* (Saint Louis, Mo). 2004;85(1):6-9.
- Frader J. Non-heart-beating organ donation: personal and institutional conflicts of interest. *Kennedy Institute of Ethics journal*. 1993;3(2):189-98.
- Fragkos KC, Tsagris M, Frangos CC. Publication Bias in Meta-Analysis: Confidence Intervals for Rosenthal's Fail-Safe Number. *International scholarly research notices*. 2014;2014:825383.
- Francis G. Evidence that publication bias contaminated studies relating social class and unethical behavior. *Proceedings of the National Academy of Sciences of the United States of America*. 2012;109(25):E1587; author reply E8.
- Francis G. Publication bias and the failure of replication in experimental psychology. *Psychonomic bulletin & review*. 2012;19(6):975-91.
- Francis G. Publication bias in "Red, rank, and romance in women viewing men," by Elliot et al. (2010). *Journal of experimental psychology General*. 2013;142(1):292-6.
- Francis G. The same old New Look: Publication bias in a study of wishful seeing. *i-Perception*. 2012;3(3):176-8.
- Francis G. Too good to be true: publication bias in two prominent studies from experimental psychology. *Psychonomic bulletin & review*. 2012;19(2):151-6.
- Franco A, Malhotra N, Simonovits G. Social science. Publication bias in the social sciences: unlocking the file drawer. *Science* (New York, NY). 2014;345(6203):1502-5.
- Frank R. Editorial: Hebebrand, J., Blanz, B., Herpertz-Dahlmann, B. & Lehmkuhl, G. 2012. Increase in the abundance of medical treatments, ethical principles and conflicts of interest in cooperation with the pharmaceutical industry. *Zeitschrift für Kinder- und Jugendpsychiatrie und Psychotherapie*. 2013;41(2):145-9.
- Frankel EB. Physician-drug company complex. *Archives of dermatology*. 1989;125(4):567.
- Frankel MS. Perception, reality, and the political context of conflict of interest in university-industry relationships. *Academic medicine : journal of the Association of American Medical Colleges*. 1996;71(12):1297-304.
- Franzblau MJ. Conflict of interest statement. *Journal of the American Academy of Dermatology*. 2003;49(5):967; discussion -8.
- Fred HL. Dishonesty in medicine revisited. *Texas Heart Institute Journal*. 2008;35(1):6-15.
- Fredrick DS, Maddock JR, Graman PS. Hashing out a policy on conflicts of interest for a P&T committee. *American journal of health-system pharmacy : AJHP : official journal of the American Society of Health-System Pharmacists*. 1995;52(24):2791-2.



Fredrickson MJ, Ilfeld BM. Prospective Trial Registration for Clinical Research What Is It, What Is It Good for, and Why Do I Care? *Regional Anesthesia and Pain Medicine*. 2011;36(6):619-24.

Freedman HA, Feldman K. The art of corporate underwriting and sponsorship. *Fund raising management*. 1998;29(7):23-9.

Freedman R, Lewis DA, Michels R, Pine DS, Schultz SK, Tamminga C, et al. Conflict of interest, round 2. *The American journal of psychiatry*. 2006;163(9):1481-3.

Freedman R, Lewis DA, Michels R, Pine DS, Schultz SK, Tamminga CA, et al. Conflict of interest-- an issue for every psychiatrist. *The American journal of psychiatry*. 2009;166(3):274.

Freedman RS, McKinney R, Jr. Is conflict of interest becoming a challenge for institution-based institutional review boards? *Clinical cancer research : an official journal of the American Association for Cancer Research*. 2013;19(15):4034-9.

Freeman RA. Minimizing bias in industry-sponsored outcomes research. *Medical interface*. 1994;7(4):130-4.

Freemantle N, Mason J. Publication bias in clinical trials and economic analyses. *PharmacoEconomics*. 1997;12(1):10-6.

Freestone DS. Conflict of interests: an introduction. *Journal of the Royal Society of Medicine*. 1995;88 Suppl 24:1-2.

Frenk H, Dar R. Another 'gold standard' shattered? Re-opening the 'done deal' of conflict of interest disclosure. *Addiction (Abingdon, England)*. 2002;97(1):95-6; author reply 7-100.

Frenk SM. Beyond clergy: congregations' sponsorship of social services for people with mental disorders. *Administration and policy in mental health*. 2014;41(2):146-57.

Frewer A. Sponsorship, conflict of interest and corruption: promoting science in discussion of medical ethics. *Wiener medizinische Wochenschrift (1946)*. 2002;152(9-10):234-7.

Frey JJ. What we mean when we talk about "conflict of interest". *WMJ : official publication of the State Medical Society of Wisconsin*. 2007;106(2):49.

Friedberg EC. Financial conflicts of interest in the scientific publication world--and other good news. *DNA repair*. 2003;2(11):1161.

Friedberg M, Saffran B, Stinson TJ, Nelson W, Bennett CL. Evaluation of conflict of interest in economic analyses of new drugs used in oncology. *Jama*. 1999;282(15):1453-7.

Friedberg M, Saffran B, Stinson TJ, Nelson W, Bennett CL. Evaluation of conflict of interest in economic analyses of new drugs used in oncology. *Jama-Journal of the American Medical Association*. 1999;282(15):1453-7.

Friedman CP, Wyatt JC. Publication bias in medical informatics. *Journal of the American Medical Informatics Association : JAMIA*. 2001;8(2):189-91.

Friedman JY, Sugarman J, Dhillon JK, Depuy V, Pierre CK, Dinan MA, et al. Perspectives of clinical research coordinators on disclosing financial conflicts of interest to potential research participants. *Clinical trials* (London, England). 2007;4(3):272-8.

Friedman L, Friedman M. Financial Conflicts of Interest and Study Results in Environmental and Occupational Health Research. *Journal of Occupational and Environmental Medicine*. 2016;58(3):238-47.

Friedman L, Richter ED. Conflicts of interest and scientific integrity. *International journal of occupational and environmental health*. 2005;11(2):205-6.

Friedman LM, Furberg CD, DeMets DL, Friedmen LM. *Ethical Issues*2010. 19-36 p.

Friedman LM, Furberg CD, DeMets DL, Friedmen LM. Reporting and Interpreting of Results2010. 411-25 p.

Friedman LS, Berman T, Barchana M, Richter ED. Flawed exposure analysis and conflicts of interest. *International journal of occupational and environmental health*. 2009;15(2):239-40.

Friedman LS, Richter ED. Relationship between conflicts of interest and research results. *Journal of General Internal Medicine*. 2004;19(1):51-6.

Friedman PJ. Scientific research conflict of interest: policies and tests. *FASEB journal : official publication of the Federation of American Societies for Experimental Biology*. 1991;5(7):2001.

Friedman PJ. The impact of conflict of interest on trust in science. *Science and Engineering Ethics*. 2002;8(3):413-20.

Friedman PJ. The troublesome semantics of conflict of interest. *Ethics & behavior*. 1992;2(4):245-51.

Friese M, Frankenbach J. p-Hacking and publication bias interact to distort meta-analytic effect size estimates. *Psychological methods*. 2019.

Friesen P, Caplan AL, Miller JE. Managing conflicts of interest in pharmacy and therapeutics committees: A proposal for multicentre formulary development. *Journal of clinical pharmacy and therapeutics*. 2019.

Frighi V. Medical journals, academia, and industry-sponsored clinical trials. *PLoS medicine*. 2005;2(7):e218.

Fritze J. Transparency alone is not sufficient for the management of conflicts of interest - contra. *Psychiatrische Praxis*. 2015;42(1):14.

Frizelle F. Research dishonesty and conflict of interest. *The New Zealand medical journal*. 2002;115(1167):U270.

Frohlich LW. The physician and the pharmaceutical industry in the United States. *Proceedings of the Royal Society of Medicine*. 1960;53:579-86.

Frolic A, Chidwick P. A pilot qualitative study of "conflicts of interests and/or conflicting interests" among Canadian bioethicists. Part 1: Five cases, experiences and lessons learned. *HEC forum : an interdisciplinary journal on hospitals' ethical and legal issues*. 2010;22(1):5-17.

Frolic A, Chidwick P. A pilot qualitative study of "conflicts of interests and/or conflicting interests" among Canadian bioethicists. Part 2: Defining and managing conflicts. *HEC forum : an interdisciplinary journal on hospitals' ethical and legal issues*. 2010;22(1):19-29.

From the JCC: Sponsorship scheme for overseas doctors urgently needed. *British medical journal (Clinical research ed)*. 1985;290(6476):1225-6.

From the NHMRC: new policy on managing conflicts of interest in guideline development. *The Medical journal of Australia*. 2012;197(4):200.

Fromme EK. Clarification requested on potential conflicts of interest in Narayanan et al. *Journal of palliative medicine*. 2014;17(12):1294.

Froud R, Bjorkli T, Bright P, Rajendran D, Buchbinder R, Underwood M, et al. The effect of journal impact factor, reporting conflicts, and reporting funding sources, on standardized effect sizes in back pain trials: a systematic review and meta-regression. *Bmc Musculoskeletal Disorders*. 2015;16.

Fry A. Conflict of interest. *Nursing times*. 1992;88(26):20.

Frybourg S, Kornfeld A, Brunet J, Toumi M. Conflict Of Interest in HTA Recommendations and Case Law In France. *Value in health : the journal of the International Society for Pharmacoeconomics and Outcomes Research*. 2014;17(7):A450.

Frybourg S, Remuzat C, Kornfeld A, Toumi M. Conflict of interest in Health Technology Assessment decisions: case law in France and impact on reimbursement decisions. *Journal of market access & health policy*. 2015;3(1):25682.

Fryburg DA. Do technical and commercial biases contribute to the pharmaceutical industry's productivity problems? An analysis of how reordering priorities can improve productivity. *Drug discovery today*. 2010;15(17-18):766-72.

Frye CB. Disclosing conflicts of interest involving clinicians who prepare therapeutic guidelines. *American journal of health-system pharmacy : AJHP : official journal of the American Society of Health-System Pharmacists*. 2005;62(4):361-2.

Fry-Revere S, Malmstrom DB. More Regulation of Industry-Supported Biomedical Research: Are We Asking the Right Questions? *Journal of Law Medicine & Ethics*. 2009;37(3):420-+.

Fu MC, Boddapati V, Nwachukwu BU, Ranawat AS, Albert TJ, Dines JS. Conflict-of-Interest Disclosures to The Journal of Bone & Joint Surgery The Relevance of Industry-Reported Payments. *Journal of Bone and Joint Surgery-American Volume*. 2018;100(8).

Fu MC, Boddapati V, Nwachukwu BU, Ranawat AS, Albert TJ, Dines JS. Conflict-of-Interest Disclosures to The Journal of Bone & Joint Surgery: The Relevance of Industry-Reported Payments. *The Journal of bone and joint surgery American volume*. 2018;100(8):e51.

Fuchs CS. Omitted Disclosures of Potential Conflicts of Interest in Articles Published in JAMA Oncology. *JAMA oncology*. 2019;5(4):578-9.

Fudman D, Feuerstein JD. The Call for Greater Transparency in Conflicts of Interest. *JAMA network open*. 2018;1(8):e186342.

Fugh-Berman A, McDonald CP, Bell AM, Bethards EC, Scialli AR. Promotional Tone in Reviews of Menopausal Hormone Therapy After the Women's Health Initiative: An Analysis of Published Articles. *Plos Medicine*. 2011;8(3).

Fugh-Berman A. How Basic Scientists Help the Pharmaceutical Industry Market Drugs. *Plos Biology*. 2013;11(11).

Fugh-Berman AJ. The Haunting of Medical Journals: How Ghostwriting Sold "HRT". *Plos Medicine*. 2010;7(9).

Funaki B. Conflicts of interest. *Seminars in interventional radiology*. 2011;28(3):271-2.

Funk MF, Lisi AJ. Conflict of interest policies among institutions and organizations offering chiropractic continuing education. *Journal of manipulative and physiological therapeutics*. 2009;32(4):303-8.

Furberg C. ACCOMPLISH and the risks with company sponsored clinical trials. *Lakartidningen*. 2009;106(7):450.

Fureman BE. Financial conflict of interest. *Frontiers of neurology and neuroscience*. 2009;25:141-3.

Furlow B. Will drug companies' price-transparency efforts fall short? *The Lancet Oncology*. 2017;18(3):288.

Furman LM. Attention-deficit hyperactivity disorder (ADHD): Does new research support old concepts? *Journal of Child Neurology*. 2008;23(7):775-84.

Furman S, Alpert JS, Cohn JN, Timmis GC, Group H. Management of potential conflict of interest during publication and presentation. *Journal of cardiac failure*. 2001;7(4):367-8.

Furst W, Redl H. Conflict of interest disclosure relating to "Release of glutaraldehyde from an albumin-glutaraldehyde tissue adhesive causes significant in vitro and in vivo toxicity. *Ann thorac surg* 2005;79:1522-8". *The Annals of thoracic surgery*. 2005;80(3):1159.

Furuya-Kanamori L, Xu C, Lin L, Doan T, Chu H, Thalib L, et al. P value-driven methods were underpowered to detect publication bias: analysis of Cochrane review meta-analyses. *Journal of clinical epidemiology*. 2019;118:86-92.

Fye WB. The power of clinical trials and guidelines, and the challenge of conflicts of interest. *Journal of the American College of Cardiology*. 2003;41(8):1237-42.

G DS. Conflicts of Interest: White House Issues Policy Statement on Use of Outside Consultants. *Science* (New York, NY). 1962;135(3503):519-21.

Gabrielsen L. Bias at the gate?: The pharmaceutical industry's influence on the federally approved drug compendia. *American journal of law & medicine*. 2014;40(1):141-63.

Gaciong Z. Physicians and pharmaceutical industry. *Annals of transplantation*. 2002;7(4):15.

Gadde P, Penmetsa GS, Rayalla K. Do dental research journals publish only positive results? A retrospective assessment of publication bias. *Journal of Indian Society of Periodontology*. 2018;22(4):294-7.

Gaffney A, Lexchin J, Policy USCP. Healing an ailing pharmaceutical system: prescription for reform for United States and Canada. *Bmj-British Medical Journal*. 2018;361.

Gagliardi AR, Lehoux P, Ducey A, Easty A, Ross S, Bell C, et al. "We can't get along without each other": Qualitative interviews with physicians about device industry representatives, conflict of interest and patient safety. *PloS one*. 2017;12(3):e0174934.

Gagnon MA. Corruption of Pharmaceutical Markets: Addressing the Misalignment of Financial Incentives and Public Health. *Journal of Law Medicine & Ethics*. 2013;41(3):571-80.

Galandiuk S. Industry-Sponsored Studies and Conflict of Interest. *Diseases of the colon and rectum*. 2019;62(2):135-6.

Galanopoulou AS, Schmidt D, Wang X, Mathern GW. Minimizing publication bias in *Epilepsia Open*: Negative or confirmatory studies and preliminary reports. *Epilepsia open*. 2016;1(3-4):74-5.

Gale AH. Drug Company Compensated Physicians Role in Causing America's Deadly Opioid Epidemic: When Will We Learn? *Missouri medicine*. 2016;113(4):244-6.

Gale EAM. Conflicts of interest in guideline panel members. *BMJ (Clinical research ed)*. 2011;343:d5728.

Galea S, Saitz R. Funding, Institutional Conflicts of Interest, and Schools of Public Health: Realities and Solutions. *Jama*. 2017;317(17):1735-6.

Gallagher A, Wainwright P, Tompsett H, Atkins C. Findings from a Delphi exercise regarding conflicts of interests, general practitioners and safeguarding children: 'Listen carefully, judge slowly'. *Journal of medical ethics*. 2012;38(2):87-92.

Gallagher AWA, Evans-Reeves KA, Hatchard JL, Gilmore AB. Tobacco industry data on illicit tobacco trade: a systematic review of existing assessments. *Tobacco Control*. 2019;28(3):334-45.

Gallo SA, Lemaster M, Glisson SR. Frequency and Type of Conflicts of Interest in the Peer Review of Basic Biomedical Research Funding Applications: Self-Reporting Versus Manual Detection. *Science and engineering ethics*. 2016;22(1):189-97.

Gama Marques J. Letter to the Editor: More on Conflict of Interest Disclosure in a Top-Tier Portuguese Medical Journal. *Acta medica portuguesa*. 2018;31(7-8):442.

Gangestad SW, Thornhill R, Garver CE. Changes in women's sexual interests and their partners' mate-retention tactics across the menstrual cycle: evidence for shifting conflicts of interest. *Proceedings Biological sciences*. 2002;269(1494):975-82.

Garattini L, Padula A. Conflict of interest disclosure: striking a balance? *European Journal of Health Economics*. 2019;20(5):633-6.

Garattini L, Padula A. Conflict of interest disclosure: striking a balance? *The European journal of health economics : HEPAC : health economics in prevention and care*. 2019;20(5):633-6.

Garattini S, Bertele V. Do we learn the right things from clinical trials? *European Journal of Clinical Pharmacology*. 2008;64(2):115-25.

Garattini S, Tognoni G. Conflict of interests in medicine. *Assistenza infermieristica e ricerca : AIR*. 2004;23(4):256-9.

Garber JR. Conflicts of interest, authorship, and disclosures in industry-related scientific publications. *Mayo Clinic proceedings*. 2010;85(2):196; author reply 201-4.

Garcia-Vigil JL. Potential conflicts of interest in biomedical publications. *Revista medica del Instituto Mexicano del Seguro Social*. 2014;52(3):296-300.

Gardner J. Barely breaking even. Industry-sponsored report projects hospitals will post minuscule margins on Medicare in '99. *Modern healthcare*. 1999;29(11):2-3.

Gardner M, Roth J, Brooks-Gunn J. Adolescents' participation in organized activities and developmental success 2 and 8 years after high school: do sponsorship, duration, and intensity matter? *Developmental psychology*. 2008;44(3):814-30.

Gardner MN. Commentary on Jackler & Ayoub (2018): Doctor-targeted cigarette advertisements and conflicts of interest in historical context. *Addiction (Abingdon, England)*. 2018;113(7):1364-5.

Gardner W, Lidz CW. Research sponsorship, financial relationships, and the process of research in pharmaceutical clinical trials. *Journal of empirical research on human research ethics : JERHRE*. 2006;1(2):11-8.

Garg A, Guez G. Sponsorship and dental implants: is the line between product performance and profit blurred? *Dental implantology update*. 2010;21(12):89-91.

Garg AX, Hackam D, Tonelli M. Systematic review and meta-analysis: When one study is just not enough. *Clinical Journal of the American Society of Nephrology*. 2008;3(1):253-60.

Garg PK, Jain BK. Conflict of interest: a long way ahead. *Techniques in coloproctology*. 2012;16(3):257; discussion 9.

Garne D, Watson M, Chapman S, Byrne F. Environmental tobacco smoke research published in the journal *Indoor and Built Environment* and associations with the tobacco industry. *Lancet*. 2005;365(9461):804-9.

Garry RF. Beyond conflict of interest. *BMJ's editors should publish their own conflicts of interests regularly*. *BMJ (Clinical research ed)*. 1999;318(7181):464-5.

Gartlehner G, Fleg A. Pharmaceutical company-sponsored drug trials: the system is broken. *Journal of clinical epidemiology*. 2010;63(2):128-9.

Gartlehner G, Morgan L, Thieda P, Fleg A. The effect of study sponsorship on a systematically evaluated body of evidence of head-to-head trials was modest: secondary analysis of a systematic review. *Journal of Clinical Epidemiology*. 2010;63(2):117-25.

Gartlehner G, Patel SV, Feltner C, Weber RP, Long R, Mullican K, et al. Hormone Therapy for the Primary Prevention of Chronic Conditions in Postmenopausal Women Evidence Report and Systematic Review for the US Preventive Services Task Force. *Jama-Journal of the American Medical Association*. 2017;318(22):2234-49.

Gasparyan AY, Ayvazyan L, Akazhanov NA, Kitas GD. Conflicts of interest in biomedical publications: considerations for authors, peer reviewers, and editors. *Croatian Medical Journal*. 2013;54(6):600-8.

Gatter R. Conflicts of interest in international human drug research and the insufficiency of international protections. *American journal of law & medicine*. 2006;32(2-3):351-64.

Gatter R. Walking the talk of trust in human subjects research: the challenge of regulating financial conflicts of interest. *Emory law journal*. 2003;52(1):327-401.

Gaudet L. "Even Heroes Get Depressed": Sponsorship and Self-Stigma in Canada's Mental Illness Awareness Week. *The Journal of medical humanities*. 2019;40(2):155-70.

Gaunt TR, Davey Smith G. eNOS and coronary artery disease: publication bias and the eclipse of hypothesis-driven meta-analysis in genetic association studies. *Gene*. 2015;556(2):257-8.

Gebhardt DOE. The influence of the pharmaceutical industry on the off-label use of its medicines. *Journal of medical ethics*. 2002;28(4):277; author reply

Geddes J, Szatmari P, Streiner D. The worm turns: publication bias and trial registers revisited. *Evidence-based mental health*. 2004;7(4):98-9.

Geekie DA. Sponsorship by tobacco companies: CMA's stand. *Canadian Medical Association journal*. 1985;132(11):1252.

Geiderman JM, Iserson KV, Marco CA, Jesus J, Venkat A. Conflicts of Interest in Emergency Medicine. *Academic emergency medicine : official journal of the Society for Academic Emergency Medicine*. 2017;24(12):1517-26.

Geier MR, Geier DA. Mercury in vaccines and potential conflicts of interest. *Lancet* (London, England). 2004;364(9441):1217; author reply -8.

Geiger BB, Cuzzocrea V. Corporate social responsibility and conflicts of interest in the alcohol and gambling industries: a post-political discourse? *The British journal of sociology*. 2017;68(2):254-72.

Gelberman RH, Samson D, Mirza SK, Callaghan JJ, Pellegrini VD. An AOA Symposium Orthopaedic Surgeons and the Medical Device Industry The Threat to Scientific Integrity and the Public Trust. *Journal of Bone and Joint Surgery-American Volume*. 2010;92A(3):765-77.

Geller NL. Discussion on "Quantifying Publication Bias in Meta-Analysis" by Lin and Chu. *Biometrics*. 2018;74(3):800.

Genta-Mesa G, Florez ID. Physician-industry relationship and conflicts of interest: Historical, normative aspects, negative impact and proposals. *Iatreia*. 2019;32(4):298-310.

Genius SJ. The proliferation of clinical practice guidelines: Professional development or medicine-by-numbers? *Journal of the American Board of Family Practice*. 2005;18(5):419-25.

Genius SK, Bronstein J. Looking for "Normal": Sense Making in the Context of Health Disruption. *Journal of the Association for Information Science and Technology*. 2017;68(3):750-61.

Genius SK, Genius SJ. Exploring the continuum: medical information to effective clinical practice. Paper I: the translation of knowledge into clinical practice. *Journal of Evaluation in Clinical Practice*. 2006;12(1):49-62.

Genius SK. Evolving Information in an "Evidence-Based" World: Theoretical Considerations. *Canadian Journal of Information and Library Science-Revue Canadienne Des Sciences De L Information Et De Bibliotheconomie*. 2007;31(3-4):209-31.

George JN, Vesely SK, Woolf SH. Conflicts of interest and clinical recommendations: comparison of two concurrent clinical practice guidelines for primary immune thrombocytopenia developed by different methods. *American journal of medical quality : the official journal of the American College of Medical Quality*. 2014;29(1):53-60.

George TI. Conflicts of interest in laboratory hematology. *International journal of laboratory hematology*. 2017;39(4):349.

Gerhard FM, Seitz S. Merger agreement involves joint sponsorship arrangement. *Hospital progress*. 1982;63(9):56-8, 60.

Gerrits RG, Kringos DS, van den Berg MJ, Klazinga NS. Improving interpretation of publically reported statistics on health and healthcare: the Figure Interpretation Assessment Tool (FIAT-Health). *Health Research Policy and Systems*. 2018;16.

Gertz R, Harmon S, Pradella G, Wright A, Hastie N. Contemporary ethico-legal issues in genetics2007. 176-98 p.



Ghaemi SN. Clinician's Guide to Statistics and Epidemiology in Mental Health: Measuring Truth and Uncertainty 2009. 1-151 p.

Ghaemi SN. The failure to know what isn't known: negative publication bias with lamotrigine and a glimpse inside peer review. *Evidence-based mental health*. 2009;12(3):65-8.

Ghanayem AJ. Conflicting disclosure of conflicts of interest among spine societies: a cause for concern or an opportunity to evolve? *The spine journal : official journal of the North American Spine Society*. 2011;11(1):9-10.

Ghasemi M, Samadi A, Anbari Z, Amini S. Study the relation between factors effecting on creating conflict of interests and quality of care: The case of Ayat-Allah-Taleghani hospital, Arak, Iran. *Medical Science*. 2019;23(98):577-85.

Ghooi RB. Conflict of interest in clinical research. *Perspectives in clinical research*. 2015;6(1):10-4.

Gianola S, Castellini G, Corbetta D, Moja L. Rehabilitation interventions in randomized controlled trials for low back pain: proof of statistical significance often is not relevant. *Health and Quality of Life Outcomes*. 2019;17.

Gibbons RV, Landry FJ, Blouch DL, Jones DL, Williams FK, Lucey CR, et al. A comparison of physicians' and patients' attitudes toward pharmaceutical industry gifts. *Journal of general internal medicine*. 1998;13(3):151-4.

Gibson TB, Ehrlich ED, Graff J, Dubois R, Farr AM, Chernew M, et al. Real-World Impact of Comparative Effectiveness Research Findings on Clinical Practice. *American Journal of Managed Care*. 2014;20(6):E208-E20.

Gilbody S, House A. Publication bias and meta-analysis. *The British journal of psychiatry : the journal of mental science*. 1995;167(2):266.

Gilbody SM, Song F, Eastwood AJ, Sutton A. The causes, consequences and detection of publication bias in psychiatry. *Acta psychiatrica Scandinavica*. 2000;102(4):241-9.

Gilbody SM, Song F. Publication bias and the integrity of psychiatry research. *Psychological medicine*. 2000;30(2):253-8.

Giles J. Britain to combat conflicts of interest in drug regulators. *Nature*. 2004;432(7015):263.

Giles-Corti B, Donovan RJ, Frizzell S, Jalleh G, Clarkson J. Increasing the reach of health sponsorship: using a "sponsorship kit" to promote health. *American journal of health promotion : AJHP*. 2000;15(2):126-9, iii.

Gillette R. Nuclear Safety (III): Critics Charge Conflicts of Interest. *Science (New York, NY)*. 1972;177(4053):970-5.

Gillie O. Vitamin D, Causation, Conflict of Interest and other issues--CORRIGENDUM. *Public health nutrition*. 2016;19(3):415-6.

Gillie O. Vitamin D, Causation, Conflict of Interest and other issues--CORRIGENDUM. *Public health nutrition*. 2016;19(3):417.

Gillis J. A hospital's conflict of interest: patients weren't told of stake in cancer drug. *The Washington post*. 2002:A1, A14.

Gillis V. Sponsorship networks. A new model for preserving congregations' presence in the Catholic healthcare ministry. *Health progress (Saint Louis, Mo)*. 1993;74(3):34-7, 41.

Gilman P. A conflict-of-interest policy for epidemiology. *Epidemiology (Cambridge, Mass)*. 2006;17(3):250-1.

Gilmore AB, Fooks G. Global Fund needs to address conflict of interest. *Bulletin of the World Health Organization*. 2012;90(1):71-2.

Gingras Y, Gosselin P-M. The emergence and evolution of the expression "conflict of interests" in science: a historical overview, 1880--2006. *Science and engineering ethics*. 2008;14(3):337-43.

Gini R, Fournie X, Dolk H, Kurz X, Verpillat P, Simondon F, et al. The ENCePP Code of Conduct: A best practise for scientific independence and transparency in noninterventional postauthorisation studies. *Pharmacoepidemiology and Drug Safety*. 2019;28(4):422-33.

Ginsburg S, Levinson W. Is There a Conflict of Interest? *Jama*. 2017;317(17):1796-7.

Gire MK. Avoiding conflict of interest and related-party transactions. *Hospital materiel management quarterly*. 1989;11(2):25-31.

Gire MK. Avoiding conflict-of-interest and related organization problems. *Hospital materiel management quarterly*. 1981;2(4):1-8.

Giustetto G. Are medical students influenced by the promotion of the pharmaceutical industry? *Recenti progressi in medicina*. 2014;105(12):445-7.

Gjerdevik M, Heuch I. Improving the error rates of the Begg and Mazumdar test for publication bias in fixed effects meta-analysis. *BMC medical research methodology*. 2014;14:109.

Gjersvik P. Conflicts of interest in medical publishing: it's all about trustworthiness. *The British journal of dermatology*. 2015;173(5):1255-7.

Glantz SA, Barnes R, Eubanks SY. Compromise or Capitulation? US Food and Drug Administration Jurisdiction Over Tobacco Products. *Plos Medicine*. 2009;6(7).

Glantz SA. Tobacco money at the University of California. *American Journal of Respiratory and Critical Care Medicine*. 2005;171(10):1067-9.

Glaser BE, Bero LA. Attitudes of academic and clinical researchers toward financial ties in research: A systematic review. *Science and Engineering Ethics*. 2005;11(4):553-73.

Glaser JW, Lore JS. Meeting future sponsorship needs. *Health progress* (Saint Louis, Mo). 1998;79(4):14-6.

Glasson J. Conflicts of interest in physician ownership of medical facilities. A clarification of present AMA and North Carolina Medical Society policy. *North Carolina medical journal*. 1993;54(9):455-6.

Glasziou P, Altman DG, Bossuyt P, Boutron I, Clarke M, Julious S, et al. Reducing waste from incomplete or unusable reports of biomedical research. *Lancet*. 2014;383(9913):267-76.

Glatstein E. Distinguishing "controversy" from conflict of interest: the wrong image for radiation oncology. *International journal of radiation oncology, biology, physics*. 2010;76(5):1283-4.

Glaze WH. Conflicts of interest. *Environmental science & technology*. 1996;30(2):63A.

Gleicher N. Avoiding currently unavoidable conflicts of interest in medical publishing by transparent peer review. *Reproductive biomedicine online*. 2013;26(5):411-5.

Gliatto P, Colbert-Getz JM, Bhutiani M, Cutrer WB, Edwards S, Fleming A, et al. Too Many Hats? Conflicts of Interest in Learning Community Faculty Roles. *Journal of medical education and curricular development*. 2019;6:2382120519827890.

Glick N, MacDonald I, Knoll G, Brabant A, Gourishankar S. Factors associated with publication following presentation at a transplantation meeting. *American Journal of Transplantation*. 2006;6(3):552-6.

Glode ER. Advising under the influence?: conflicts of interest among FDA advisory committee members. *Food and drug law journal*. 2002;57(2):293-322.

Gluud C, Klingenberg SL, Gluud LL. Quality of randomised clinical trials in portal hypertension and other fields of hepatology. DeFranchis R, editor 2006. 328-44 p.

Gluud C. The culture of designing hepato-biliary randomised trials. *Journal of Hepatology*. 2006;44(3):607-15.

Gluud LL. Bias in clinical intervention research. *American Journal of Epidemiology*. 2006;163(6):493-501.

Glymour MM, Kawachi I. Review of publication bias in studies on publication bias: here's a proposal for editors that may help reduce publication bias. *BMJ (Clinical research ed)*. 2005;331(7517):638.

Go RS, Mathiason MA, Lee JA. Disclosure of financial conflicts of interest by authors publishing in the *Journal of Clinical Oncology*. *Journal of clinical oncology : official journal of the American Society of Clinical Oncology*. 2008;26(3):509-10; author reply 10-1.

Go RS. Issues behind disclosure of conflicts of interest. *Jama*. 2008;300(18):2120.

Godecharle S, Fieuws S, Nemery B, Dierickx K. Scientists Still Behaving Badly? A Survey Within Industry and Universities. *Science and Engineering Ethics*. 2018;24(6):1697-717.

Godefroi R, Klementowicz P, Pepler C, Lewis B, McDonough K, Goldberg RJ. Levels of, and factors associated with, C-reactive protein in employees attending a company-sponsored cardiac screening program. *Cardiology*. 2005;103(4):180-4.

Godlee F, Chew M, Brizzell C, Abbasi K. MEDICAL JOURNALS AND INDUSTRY TIES Authors' reply to Smith, Forsyth, Coffey and Prendergast, and Soskolne. *Bmj-British Medical Journal*. 2015;350.

Godlee F. Conflicts of interest and pandemic flu. *BMJ (Clinical research ed)*. 2010;340:c2947.

Gold A, Appelbaum PS. Unconscious conflict of interest: a Jewish perspective. *Journal of medical ethics*. 2011;37(7):402-5.

Gold JL. Conflict over conflicts of interest: an analysis of the new NIH rules. *The Journal of law, medicine & ethics : a journal of the American Society of Law, Medicine & Ethics*. 2006;34(1):105-10, 4.

Goldacre B, Reynolds C, Powell-Smith A, Walker AJ, Yates TA, Croker R, et al. Do doctors in dispensing practices with a financial conflict of interest prescribe more expensive drugs? A cross-sectional analysis of English primary care prescribing data. *BMJ open*. 2019;9(2):e026886.

Goldacre B. Is the conflict of interest unacceptable when drug companies conduct trials on their own drugs? Yes. *BMJ (Clinical research ed)*. 2009;339:b4949.

Goldacre B. Is the conflict of interest unacceptable when drug companies conduct trials on their own drugs? Yes. *British Medical Journal*. 2009;339.

Goldberg B. Disclosure of authors' conflicts of interest--a follow-up. *The New England journal of medicine*. 2000;343(2):146-7.

Goldberg D. On Physician-Industry Relationships and Unreasonable Standards of Proof for Harm: A Population-Level Bioethics Approach. *Kennedy Institute of Ethics Journal*. 2016;26(2):173-94.

Goldberg DS. Concussions, professional sports, and conflicts of interest: why the national football league's current policies are bad for its (players') health. *HEC forum : an interdisciplinary journal on hospitals' ethical and legal issues*. 2008;20(4):337-55.

Goldblum OM, Franzblau MJ. Academic medical centers and conflicts of interest. *Jama*. 2006;295(24):2845-6; author reply 8-9.

Golde DW. Commercial development of human cell lines--property, ethics, and conflict of interest. *The New England journal of medicine*. 1991;324(24):1745-6.

Golden RN, Grossman JE. Conflict of interest policies: preserving the public trust. *WMJ : official publication of the State Medical Society of Wisconsin*. 2009;108(1):61-2.

Golden WR, Jr. Industry-sponsored research: a legal perspective. *Journal of dental research*. 1982;61(6):747-50.

Goldenberg NA, Spyropoulos AC, Halperin JL, Kessler CM, Schulman S, Turpie AGG, et al. Improving academic leadership and oversight in large industry-sponsored clinical trials: the ARO-CRO model. *Blood*. 2011;117(7):2089-92.

Golder S, Loke YK. Is there evidence for biased reporting of published adverse effects data in pharmaceutical industry-funded studies? *British Journal of Clinical Pharmacology*. 2008;66(6):767-73.

Goldfarb Y, Gal E, Golan O. A Conflict of Interests: A Motivational Perspective on Special Interests and Employment Success of Adults with ASD. *Journal of autism and developmental disorders*. 2019;49(9):3915-23.

Goldie J. Resolving conflicts of interests: the need for reflection. *Medical education*. 2017;51(12):1196-7.

Goldim JR. Conflicts of interests and their repercussions on science. *Revista brasileira de psiquiatria (Sao Paulo, Brazil : 1999)*. 2006;28(1):3-4.

Goldner JA. Dealing with conflicts of interest in biomedical research: IRB oversight as the next best solution to the abolitionist approach. *Journal of Law Medicine & Ethics*. 2000;28(4):379-404.

Goldner JA. Dealing with conflicts of interest in biomedical research: IRB oversight as the next best solution to the abolitionist approach. *The Journal of law, medicine & ethics : a journal of the American Society of Law, Medicine & Ethics*. 2000;28(4):379-404.

Goldrick BA, Larson E, Lyons D. Conflict of interest in academia. *Image--the journal of nursing scholarship*. 1995;27(1):65-9.

Goldstein DA. Opposition to Value-Based Cancer Care-Interests of Patients or Conflicts of Interest? *Mayo Clinic proceedings*. 2016;91(12):1842-3.

Goldstein N. Financial conflicts of interest in biomedical human subject research. *The journal of biolaw & business*. 2006;9(1):26-37.

Golestaneh L, Cowan E. Hidden conflicts of interest in continuing medical education. *Lancet (London, England)*. 2017;390(10108):2128-30.

Golomb BA. Control Theory: Placebo-Controlled Drug Trials Have Problems. Active-Controlled Drug Trials Are Not Always the Solution. *American Journal of Bioethics*. 2009;9(9):67-9.

Golomb BA. Misinterpretation of trial evidence on statin adverse effects may harm patients. *European Journal of Preventive Cardiology*. 2015;22(4):492-3.

Gomes FdS. Conflicts of interest in food and nutrition. *Cadernos de saude publica*. 2015;31(10):2039-46.

Gomez Arrayas I, Suarez Fernandez C, Gomez Cerezo JF, Betegon Nicolas L, de Salas-Cansado M, Rubio-Terres C. Author's answer: Pharmacoeconomic models of simulation, meta-analysis and sponsorship of the industry. *Revista espanola de salud publica*. 2013;87(1):95-7.

Gomez L, Jacoby E, Ibarra L, Lucumi D, Hernandez A, Parra D, et al. Sponsorship of physical activity programs by the sweetened beverages industry: public health or public relations? *Revista de saude publica*. 2011;45(2):423-7.

Gomez-Garcia F, Ruano J, Aguilar-Luque M, Gay-Mimbrera J, Maestre-Lopez B, Sanz-Cabanillas JL, et al. Systematic reviews and meta-analyses on psoriasis: role of funding sources, conflict of interest and bibliometric indices as predictors of methodological quality. *The British journal of dermatology*. 2017;176(6):1633-44.

Gomez-Garcia F, Ruano J, Aguilar-Luque M, Gay-Mimbrera J, Maestre-Lopez B, Sanz-Cabanillas JL, et al. Systematic reviews and meta-analyses on psoriasis: role of funding sources, conflict of interest and bibliometric indices as predictors of methodological quality. *British Journal of Dermatology*. 2017;176(6):1633-44.

Gomez-Garcia F, Ruano J, Gay-Mimbrera J, Aguilar-Luque M, Sanz-Cabanillas JL, Alcalde-Mellado P, et al. Most systematic reviews of high methodological quality on psoriasis interventions are classified as high risk of bias using ROBIS tool. *Journal of Clinical Epidemiology*. 2017;92:79-88.

Gondek K, Sagnier P-P, Gilchrist K, Woolley JM. Current status of patient-reported outcomes in industry-sponsored oncology clinical trials and product labels. *Journal of clinical oncology : official journal of the American Society of Clinical Oncology*. 2007;25(32):5087-93.

Gonzalez Perez-Yarza E. Sponsorship, authorship, and responsibility. *Anales espanoles de pediatria*. 2002;56(6):497-9.

Gonzalez-de Paz L, Navarro-Rubio MD, Siso-Almirall A. Conflicts of interests in clinical research in primary health care. *Semergen*. 2014;40(2):104-8.

Good blogosphere practices. A recent brouhaha over corporate-sponsored scientific blogs sharing the same platform as those that are editorially independent highlights the need for clearly disclosing any potential conflicts of interest in the blogosphere. *Nature neuroscience*. 2010;13(9):1035.

Goodgame B, Shaheen NJ, Galanko J, El-Serag HB. The risk of end stage liver disease and hepatocellular carcinoma among persons infected with hepatitis C virus: publication bias? *The American journal of gastroenterology*. 2003;98(11):2535-42.

Goodin A, Delcher C, Valenzuela C, Wang X, Zhu YM, Roussos-Ross D, et al. The Power and Pitfalls of Big Data Research in Obstetrics and Gynecology: A Consumer's Guide. *Obstetrical & Gynecological Survey*. 2017;72(11):669-82.

Goodman B. Do drug company promotions influence physician behavior? *The Western journal of medicine*. 2001;174(4):232-3.

Goodman R, Wazana A. Drug company sponsorship of clinical conferences. *The virtual mentor : VM*. 2003;5(7).

Goodwin G. Conflict of interest is not just about advising pharmaceutical companies. *Journal of psychopharmacology* (Oxford, England). 2004;18(4):447-8.

Goodwin RE, Mullan BA. Trust not in money The effect of financial conflict of interest disclosure on dietary behavioural intention. *British Food Journal*. 2009;111(4-5):408-20.

Goozner M, Caplan A, Moreno J, Kramer BS, Babor TF, Husser WC. A common standard for conflict of interest disclosure in addiction journals. *Addiction* (Abingdon, England). 2009;104(11):1779-84.

Goozner M, Caplan A, Moreno J, Kramer BS, Babor TF, Husser WC. A common standard for conflict of interest disclosure in addiction journals. *Addiction*. 2009;104(11):1779-84.

Goozner M. Dr. Price's conflicts of interest. *Modern healthcare*. 2017;47(4):26.

Goozner M. NIH proposes new conflict-of-interest rules for investigators. *Journal of the National Cancer Institute*. 2010;102(14):1006-7.

Goozner M. Study on failures to disclose conflicts of interest in *Environmental Health Perspectives*. *Environmental health perspectives*. 2004;112(14):A794-5; author replies A5-7.

Goozner M. The value in exposing conflicts of interest. *Modern healthcare*. 2014;44(40):24.

Gopal AD, Wallach JD, Aminawung JA, Gonsalves G, Dal-Re R, Miller JE, et al. Adherence to the International Committee of Medical Journal Editors' (ICMJE) prospective registration policy and implications for outcome integrity: a cross-sectional analysis of trials published in high-impact specialty society journals. *Trials*. 2018;19.

Gorawara-Bhat R, Gallagher TH, Levinson W. Patient-provider discussions about conflicts of interest in managed care: physicians' perceptions. *The American journal of managed care*. 2003;9(8):564-71.

Gordon J. Risk communication and foodborne illness: message sponsorship and attempts to stimulate perceptions of risk. *Risk analysis : an official publication of the Society for Risk Analysis*. 2003;23(6):1287-96.

Gorelick DA, Appelbaum PS. Questions on conflict of interest. *The American journal of psychiatry*. 2010;167(11):1407.

Gorenstein C. Who pays for the impact? Considerations on conflicts of interest. *Revista brasileira de psiquiatria* (Sao Paulo, Brazil : 1999). 2003;25(3):129-30.

Gori GB. Conflict of interest and public policy. *Regulatory toxicology and pharmacology : RTP*. 2009;53(3):159-60.

Gorman DM, Conde E. Conflict of interest in the evaluation and dissemination of "model" school-based drug and violence prevention programs. *Evaluation and Program Planning*. 2007;30(4):422-9.

Gorman DM, Elkins AD, Lawley M. A Systems Approach to Understanding and Improving Research Integrity. *Science and Engineering Ethics*. 2019;25(1):211-29.

Gorman DM. Can We Trust Positive Findings of Intervention Research? The Role of Conflict of Interest. *Prevention science : the official journal of the Society for Prevention Research*. 2018;19(3):295-305.

Gorry P. Medical Literature Imprinting by Pharma Ghost Writing: A Scientometric Evaluation. In: Salah AA, Tonta Y, Salah AAA, Sugimoto C, Al U, editors. *Proceedings of Issi 2015 Istanbul: 15th International Society of Scientometrics and Informetrics Conference. Proceedings of the International Conference on Scientometrics and Informetrics 2015*. p. 650-1.

Gorski A. Conflict of interest and its significance in science and medicine: a view from Eastern Europe. *Science and engineering ethics*. 2001;7(3):307-12.

Gostin LO. Managed care, conflicts of interest, and quality. *The Hastings Center report*. 2000;30(5):27-8.

Goswami ND, Tsalik EL, Naggie S, Miller WC, Horton JR, Pfeiffer CD, et al. A cross-sectional analysis of HIV and hepatitis C clinical trials 2007 to 2010: the relationship between industry sponsorship and randomized study design. *Trials*. 2014;15.

Goswami ND, Tsalik EL, Naggie S, Miller WC, Horton JR, Pfeiffer CD, et al. A cross-sectional analysis of HIV and hepatitis C clinical trials 2007 to 2010: the relationship between industry sponsorship and randomized study design. *Trials*. 2014;15:31.

Goto T, Uezono S. Conflict of interest and the COPA. *Anesthesiology*. 1999;90(4):1234-6.

Gottesman MM, Jaffe HB. Commentary: A delicate balance: weighing the effects of conflict-of-interest rules on intramural research at the National Institutes of Health. *Academic medicine : journal of the Association of American Medical Colleges*. 2010;85(11):1660-2.

Gottlieb AS, Travis EL. Rationale and Models for Career Advancement Sponsorship in Academic Medicine: The Time Is Here; the Time Is Now. *Academic medicine : journal of the Association of American Medical Colleges*. 2018;93(11):1620-3.

Gottlieb JD, Bressler NM. How Should Journals Handle the Conflict of Interest of Their Editors?: Who Watches the "Watchers"? *Jama*. 2017;317(17):1757-8.

Gottlieb. New england Journal's publisher in conflict of interest dispute. *BMJ (Clinical research ed)*. 1999;319(7219):1220B.

Gotzsche PC, Johansen HK. Misleading statements in industry-sponsored meta-analysis of itraconazole. *Journal of clinical oncology : official journal of the American Society of Clinical Oncology*. 2005;23(36):9428-9; author reply 9-32.

Gotzsche PC, Jorgensen AW. Opening up data at the European Medicines Agency. *Bmj-British Medical Journal*. 2011;342.



Gotzsche PC, Kassirer JP, Woolley KL, Wager E, Jacobs A, Gertel A, et al. What Should Be Done To Tackle Ghostwriting in the Medical Literature? *Plos Medicine*. 2009;6(2):122-5.

Gotzsche PC, Lundh A. The rheumatologists' conflict of interest and biological medicines. *Ugeskrift for laeger*. 2010;172(45):3126; author reply

Gotzsche PC. Research integrity and pharmaceutical industry sponsorship. *The Medical journal of Australia*. 2005;182(11):549-50.

Gotzsche PC. We need access to all data from all clinical trials. *Cochrane Database of Systematic Reviews*. 2011(10).

Gotzsche PC. Why we need easy access to all data from all clinical trials and how to accomplish it. *Trials*. 2011;12.

Gough IR, Dickinson I, Maddern G, Grigg M, Hillis DJ. Winds of change: growing demands for transparency in the relationship between doctors and the pharmaceutical industry. *The Medical journal of Australia*. 2010;192(5):293-4.

Gould JS. Conflict of interest. *American journal of orthopedics (Belle Mead, NJ)*. 2004;33(1):6.

Goven J. Processes of inclusion, cultures of calculation, structures of power - Scientific citizenship and the royal commission on genetic modification. *Science Technology & Human Values*. 2006;31(5):565-98.

Gozum ME. Academic medical centers and conflicts of interest. *Jama*. 2006;295(24):2845; author reply 8-9.

Gozzani JL. Ethics committee, conflict of interest, and registry of clinical assays. *Revista brasileira de anesthesiologia*. 2008;58(2):91-4.

Graboyes TB. Conflicts of interest in the management of silent ischemia. *Jama*. 1989;261(14):2116-7.

Grace M. Dental sponsorship. *British dental journal*. 1995;179(7):239.

Gracia Ballarin R, Garcia Asensio M, Martinez Nimatuj I, Galvan Lago F. Positioning of scientific societies and working groups reviews: statement on conflicts of interest and need for transparency. *Atencion primaria*. 2014;46(7):396.

Grady C, Horstmann E, Sussman JS, Hull SC. The limits of disclosure: What research subjects want to know about investigator financial interests. *Journal of Law Medicine & Ethics*. 2006;34(3):592-+.

Graebe J. Identifying and Resolving Conflicts of Interest for Individuals in a Position to Control Educational Content. *Journal of continuing education in nursing*. 2018;49(3):102-4.

Graf C, Battisti WP, Bridges D, Bruce-Winkler V, Conaty JM, Ellison JM, et al. Research Methods & Reporting. Good publication practice for communicating company sponsored medical research: the GPP2 guidelines. *BMJ (Clinical research ed)*. 2009;339:b4330.

Graham B. Conflicts of Interest in The Journal of Hand Surgery. *The Journal of hand surgery*. 2016;41(12):1113.

Graham CJ. Conflicts of interest in academic publishing: when in doubt, declare! *The journal of the Royal College of Physicians of Edinburgh*. 2019;49(4):345-6.

Graham CN, Mauskopf JA, Lawson AH, Ascher-Svanum H, Bruhn D. Updating and confirming an industry-sponsored pharmaco-economic model: comparing two antipsychotics in the treatment of schizophrenia. *Value in health : the journal of the International Society for Pharmacoeconomics and Outcomes Research*. 2012;15(1):55-64.

Graham DY. The Montreal classification: a consensus with single PHARMA sponsor and paid participants. *The American journal of gastroenterology*. 2007;102(2):460-1; author reply 1-2.

Graham SS, Card DJ, Ahn S, Kim S-Y, Kessler MM, Olson MK. Conflicts of Interest Among Patient and Consumer Representatives to U.S. Food and Drug Administration Drug Advisory Committees. *Annals of internal medicine*. 2016;165(8):606-7.

Graham T, Alderson P, Stokes T. Managing conflicts of interest in the UK National Institute for Health and Care Excellence (NICE) clinical guidelines programme: qualitative study. *PloS one*. 2015;10(3):e0122313.

Grande D, Shea JA, Armstrong K. Pharmaceutical industry gifts to physicians: patient beliefs and trust in physicians and the health care system. *Journal of general internal medicine*. 2012;27(3):274-9.

Grande D, Volpp K. Cost and quality of industry-sponsored meals for medical residents. *Jama*. 2003;290(9):1150-1.

Grande D. Limiting the influence of pharmaceutical industry gifts on physicians: self-regulation or government intervention? *Journal of general internal medicine*. 2010;25(1):79-83.

Grandjean P. Seven deadly sins of environmental epidemiology and the virtues of precaution. *Epidemiology*. 2008;19(1):158-62.

Grannis FW, Jr. Conflict of interest. *American journal of respiratory and critical care medicine*. 2003;168(5):613; author reply

Grannis FW, Jr. Potential conflict of interest in AJRCCM. *American journal of respiratory and critical care medicine*. 2002;166(12 Pt 1):1608; author reply

Grannis FW, Jr. Potential conflict of interest. *Lung cancer (Amsterdam, Netherlands)*. 2002;38(1):103-4; discussion 5.

Grant MK. "Reframing" sponsorship. The time has come to make sponsorship itself a ministry. *Health progress (Saint Louis, Mo)*. 2001;82(4):38-40, 51.

Grant MK. Sponsorship challenge: influence through governance. *Health progress (Saint Louis, Mo)*. 1986;67(7):36-40.

- Grant MK. Sponsorship in evolution. *Health progress* (Saint Louis, Mo). 1990;71(7):40-3.
- Grant MK. Sponsorship/mission effectiveness role reflects growth, diversity. *Health progress* (Saint Louis, Mo). 1986;67(2):34-5.
- Grant MK. The enemy within. Sponsorship after Vatican II. *Health progress* (Saint Louis, Mo). 1985;66(7):45-53.
- Grant P. Eliminate gifts and benefits that lead to conflicts of interest. *BMJ* (Clinical research ed). 2014;349:g4971.
- Grant S, Booth M, Khodyakov D. Lack of preregistered analysis plans allows unacceptable data mining for and selective reporting of consensus in Delphi studies. *Journal of clinical epidemiology*. 2018;99:96-105.
- Grant WC. Excess medicaid payments and the stock prices of drug companies. *Journal of managed care pharmacy : JMCP*. 2012;18(8):650.
- Grant-Braham B, Britton J. Motor racing, tobacco company sponsorship, barcodes and alibi marketing. *Tobacco control*. 2012;21(6):529-35.
- Gravatt L. Banning pharmaceutical sponsorship: is ethical apartheid the right road ahead? *The New Zealand medical journal*. 2011;124(1345):96-7.
- Gray G, Carroll WK. Mapping Corporate Influence and Institutional Corruption Inside Canadian Universities. *Critical Criminology*. 2018;26(4):491-507.
- Gray KS. New sponsorship model responds to needs. *Health progress* (Saint Louis, Mo). 2005;86(1):51-2.
- Gray R, Tanna N, Kasabian AK. Conflict of Interest at Plastic Surgery Conferences- Is it Significant? *Plastic and reconstructive surgery*. 2019.
- Gray R, Tanna N, Kasabian AK. Conflict of Interest at Plastic Surgery Conferences: Is It Significant? *Plastic and reconstructive surgery*. 2019;144(2):308e-13e.
- Gray SW, Hlubocky FJ, Ratain MJ, Daugherty CK. Attitudes toward research participation and investigator conflicts of interest among advanced cancer patients participating in early phase clinical trials. *Journal of clinical oncology : official journal of the American Society of Clinical Oncology*. 2007;25(23):3488-94.
- Gray SW, Hlubocky FJ, Ratain MJ, Daugherty CK. Attitudes toward research participation and investigator conflicts of interest among advanced cancer patients participating in early phase clinical trials. *Journal of Clinical Oncology*. 2007;25(23):3488-94.
- Greco D, Diniz NM. Conflicts of interest in research involving human beings. *Journal international de bioethique = International journal of bioethics*. 2008;19(1-2):143-54, 202-3.
- Green MJ, Masters R, James B, Simmons B, Lehman E. Do gifts from the pharmaceutical industry affect trust in physicians? *Family medicine*. 2012;44(5):325-31.

- Green RM. Physicians, entrepreneurism and the problem of conflict of interest. *Theoretical medicine*. 1990;11(4):287-300.
- Green S. Ethics and the pharmaceutical industry. *Australasian Psychiatry*. 2008;16(3):158-65.
- Greenberg BG. Avoiding conflicts of interest in drug research. *The New England journal of medicine*. 1979;301(18):1008.
- Greenberg D. NIH names panel to probe conflict-of-interest charges. Zerhouni promises to purge the organisation of financial impropriety, whether real or perceived. *Lancet (London, England)*. 2004;363(9406):380.
- Greenberg JO. Conflicts of interest in neurology. *Neurology*. 1998;51(4):1232.
- Greenberg RD. Conflicts of Interest: can a physician serve two masters? *Clinics in Dermatology*. 2012;30(2):160-73.
- Greenblatt DJ, Shader RI. Conflicts of interest, redundant publication, and identification of authorship: a plea for trust instead of suspicion. *Journal of clinical psychopharmacology*. 1998;18(3):183-4.
- Greene J. Appearance of conflicts of interest can damage, too. *Modern healthcare*. 1992;22(3):32.
- Greenfield S. Guideline Recommendations for Preventive Healthcare Services: Understanding and Managing Conflict of Interest When Population Health Meets Personalized Medicine. *American journal of preventive medicine*. 2018;54(1):153-5.
- Greenland S. Accounting for uncertainty about investigator bias: disclosure is informative: How could disclosure of interests work better in medicine, epidemiology and public health? *Journal of Epidemiology and Community Health*. 2009;63(8):593-8.
- Greenwald AG. What (and Where) Is the Ethical Code Concerning Researcher Conflict of Interest? *Perspectives on psychological science : a journal of the Association for Psychological Science*. 2009;4(1):32-5.
- Greenwood D. Conflicts of interest: the genesis of synthetic antimalarial agents in peace and war. *The Journal of antimicrobial chemotherapy*. 1995;36(5):857-72.
- Greenwood D. The concept of project sponsorship. *Health estate journal : journal of the Institute of Hospital Engineering*. 1993;47(3):14-7.
- Greenwood K, Coleman CH, Boozang KM. Toward evidence-based conflicts of interest training for physician-investigators. *The Journal of law, medicine & ethics : a journal of the American Society of Law, Medicine & Ethics*. 2012;40(3):500-10.
- Grenon R, McKenna A, Maxwell H, Carlucci S, Brugnera A, Schwartze D, et al. The quality of randomized controlled trials of psychotherapy for eating disorders. *International Journal of Methods in Psychiatric Research*. 2018;27(3).

- Grey A, Avenell A, Dalbeth N, Stewart F, Bolland MJ. Reporting of conflicts of interest in oral presentations at medical conferences: a delegate-based prospective observational study. *BMJ open*. 2017;7(9):e017019.
- Grey JE. Conflict of interest. Part 1: Ethical implications of the hospital-physician joint venture. *The Healthcare Forum journal*. 1990;33(5):25-8.
- Grey JE. Conflict of interest. Part 2. *The Healthcare Forum journal*. 1990;33(6):96-9.
- Grey P, Grey A, Bolland MJ. Outcomes, Interventions and Funding in Randomised Research Published in High-Impact Journals. *Trials*. 2018;19.
- Griebenow R. Industry - from sponsor to provider? *Journal of European CME*. 2017;6(1):1395672.
- Griffith D. Conflicts of interest of clinicians associated with document on collaboration between doctors and drug industry still being sought. *BMJ (Clinical research ed)*. 2013;346:f1188.
- Griffiths PG, Taylor RH, Henderson LM, Barrett BT. Risk of bias in assessing Risk of Bias Response. *Ophthalmic and Physiological Optics*. 2017;37(1):109-12.
- Grigg J. Good research conduct. *Archives of Disease in Childhood*. 2005;90(3):229-32.
- Grignon M. Should experts disclose their conflicts of interest? *Revue d'epidemiologie et de sante publique*. 2011;59(4):207-9.
- Grills NJ. The ethics of industry sponsorship of charities. *The Medical journal of Australia*. 2012;197(3):139.
- Grindal AW, Khan R, Scaffidi MA, Rumman A, Grover SC. Financial Conflicts of Interest in Inflammatory Bowel Disease Guidelines. *Inflammatory bowel diseases*. 2019;25(4):642-5.
- Grinnell F. The Interrelationship between Research Integrity, Conflict of Interest, and the Research Environment. *Journal of microbiology & biology education*. 2014;15(2):162-4.
- Groeger JS, Barnes M. Conflict of interest in human subjects research. *Critical care medicine*. 2003;31(3 Suppl):S137-42.
- Groff H, Azboy I, Parvizi J. Differences in Reported Outcomes in Industry-Funded vs Nonfunded Studies Assessing Thromboprophylaxis After Total Joint Arthroplasty. *Journal of Arthroplasty*. 2018;33(11):3398-401.
- Gronqvist E, Lundin D. Incentives for clinical trials. *Economics of Innovation and New Technology*. 2009;18(5):513-31.
- Groothuis JR. Respiratory syncytial virus immune globulin and conflict of interest. *The New England journal of medicine*. 1998;339(22):1644.
- Grouse L. ICC policy statement concerning ICC sponsorship funds. *Journal of thoracic disease*. 2014;6(9):E202.

Groves T. How honest can a medical journal be? *Australian & New Zealand Journal of Obstetrics & Gynaecology*. 2006;46(1):2-3.

Grummer-Strawn LM, Holliday F, Jungo KT, Rollins N. Sponsorship of national and regional professional paediatrics associations by companies that make breast-milk substitutes: evidence from a review of official websites. *BMJ open*. 2019;9(8):e029035.

Grundy Q, Dunn AG, Bourgeois FT, Coiera E, Bero L. Prevalence of Disclosed Conflicts of Interest in Biomedical Research and Associations With Journal Impact Factors and Altmetric Scores. *Jama*. 2018;319(4):408-9.

Grundy Q, Dunn AG, Bourgeois FT, Coiera E, Bero L. Prevalence of Disclosed Conflicts of Interest in Biomedical Research and Associations With Journal Impact Factors and Altmetric Scores. *Jama-Journal of the American Medical Association*. 2018;319(4):408-9.

Grundy Q, Fabbri A, Mintzes B, Swandari S, Bero L. The Inclusion of Nurses in Pharmaceutical Industry-Sponsored Events: Guess Who Is Also Coming to Dinner? *JAMA internal medicine*. 2016;176(11):1718-20.

Grundy Q, Habibi R, Shnier A, Mayes C, Lipworth W. Decoding disclosure: Comparing conflict of interest policy among the United States, France, and Australia. *Health policy (Amsterdam, Netherlands)*. 2018;122(5):509-18.

Grundy Q, Mayes C, Holloway K, Mazzarello S, Thombs BD, Bero L. Conflict of interest as ethical shorthand: Understanding the range and nature of "non-financial conflict of interest" in biomedicine. *Journal of clinical epidemiology*. 2019.

Grundy Q, Tierney L, Mayes C, Lipworth W. Health Professionals "Make Their Choice": Pharmaceutical Industry Leaders' Understandings of Conflict of Interest. *Journal of Bioethical Inquiry*. 2017;14(4):541-53.

Gruppen LD, Rogers W, Ten Cate OTJ, Brewster D, Calman K, Cruess R, et al. Reporting conflicts of interest: clarifying the grey areas. *Medical education*. 2008;42(7):650-2.

Gual A. Conflicts of interest. A golden standard to generalize in addiction research. *Addiction (Abingdon, England)*. 2010;105(2):199-200; author reply 5-6.

Guan M, Vandekerckhove J. A Bayesian approach to mitigation of publication bias. *Psychonomic bulletin & review*. 2016;23(1):74-86.

Guerrero P. Medical journals and conflicts of interests with the pharmaceutical industry. *Revista de neurologia*. 2004;38(1):1-2.

Guest J. Preventive care. Healthcare reform should tackle conflicts of interest, too. *Modern healthcare*. 2009;39(46):21.

Guevara C, Cook C, Herback N, Pietrobon R, Jacobs DO, Vail TP. Gender, racial, and ethnic disclosure in NIH K-Award funded diabetes and obesity clinical trials. *Accountability in research*. 2006;13(4):311-24.

Guharoy SR. Drug company influence. DICP : the annals of pharmacotherapy. 1991;25(10):1138-9.

Guideline standardisation, cost effectiveness, industry needs and conflict of interest. Mens sana monographs. 2007;5(1):56-78.

Guidelines for company-sponsored Safety Assessment of Marketed Medicines (SAMM) guidelines. Medicines Control Agency, Committee on Safety of Medicines, Royal College of General Practitioners, British Medical Association and Association of the British Pharmaceutical Industry (November 1993). British journal of clinical pharmacology. 1994;38(2):95-7.

Guidelines for dealing with faculty conflicts of commitment and conflicts of interest in research. July 1990. Association of American Medical Colleges Ad Hoc Committee on Misconduct and Conflict of Interest in Research. Academic medicine : journal of the Association of American Medical Colleges. 1990;65(7):487-96.

Guidelines for faculty involvement in commercially supported continuing medical education. AAMC Ad Hoc Committee on Misconduct and Conflict of Interest in Research. AAMC Subcommittee on Conflict of Interest in Continuing Medical Education. Academic medicine : journal of the Association of American Medical Colleges. 1992;67(9):615-21.

Guidelines for resolution of conflicts of interest in health care institutions. Hospitals. 1974;48(8):64 passim.

Guidotti TL. Conflict of interest in EOH research. Archives of environmental & occupational health. 2016;71(3):127-8.

Guillemaud T, Lombaert E, Bourguet D. Conflicts of Interest in GM Bt Crop Efficacy and Durability Studies. Plos One. 2016;11(12).

Guillemaud T, Lombaert E, Bourguet D. Conflicts of Interest in GM Bt Crop Efficacy and Durability Studies. PloS one. 2016;11(12):e0167777.

Guimaraes R. The ethical challenges of Entrepreneurial Logic. Ciencia & Saude Coletiva. 2019;24(9):3583-94.

Guindon GE, Contoyannis P. A SECOND LOOK AT PHARMACEUTICAL SPENDING AS DETERMINANTS OF HEALTH OUTCOMES IN CANADA. Health Economics. 2012;21(12):1477-95.

Guldal D, Semin S. The influences of drug companies' advertising programs on physicians. International journal of health services : planning, administration, evaluation. 2000;30(3):585-95.

Gulland A. Paediatricians call on royal college to drop financial ties to infant formula firms. BMJ (Clinical research ed). 2016;353:i2221.

Gulmann NC. Conflict of interest: none stated. Ugeskrift for laeger. 2007;169(21):2039; author reply

- Guloksuz S, Oral ET, Ulas H. Attitudes and behaviors of psychiatry residents and psychiatrists working in training institutes towards the relationship between the pharmaceutical industry and physicians. *Turk psikiyatri dergisi = Turkish journal of psychiatry*. 2009;20(3):236-42.
- Gumbis S, Mayfield K, Sweeney E, Barrett T. Response to protocol review scenario: Conflict of interest. *Lab animal*. 2014;43(2):54-5.
- Gumpel JM. Professional self respect. Potential conflicts of interest were not made clear. *BMJ (Clinical research ed)*. 1999;318(7185):734-5.
- Gunderson M. Eliminating conflicts of interest in managed care organizations through disclosure and consent. *The Journal of law, medicine & ethics : a journal of the American Society of Law, Medicine & Ethics*. 1997;25(2-3):192-8, 83.
- Gundle KR, Dingel MJ, Koenig BA. 'To prove this is the industry's best hope': big tobacco's support of research on the genetics of nicotine addiction. *Addiction*. 2010;105(6):974-83.
- Gundogan B, Agha RA. How Can We Address the Publication Bias Against Negative Scientific Study Data? *Toxicologic pathology*. 2016;44(6):917.
- Guntin JA, Patel DV, Cardinal KL, Haws BE, Khechen B, Yoo JS, et al. The Influence of Conflicts of Interest on Outcomes in the Lumbar Disc Arthroplasty Literature: A Systematic Review. *Spine*. 2019;44(16):1162-9.
- Guo SW, Evers JLH. Lack of Transparency of Clinical Trials on Endometriosis. *Obstetrics and Gynecology*. 2013;121(6):1281-90.
- Guo SW. An overview of the current status of clinical trials on endometriosis: issues and concerns. *Fertility and Sterility*. 2014;101(1):183-+.
- Gupta A, Holla R, Suri S. Conflict of interest in public health: should there be a law to prevent it? *Indian journal of medical ethics*. 2015;12(3):172-7.
- Gupta S. Agomelatine - is it another reboxetine? Another case of publication bias. *Psychiatric bulletin (2014)*. 2014;38(2):88.
- Gurney S, Sass J. Public trust requires disclosure of potential conflicts of interest. *Nature*. 2001;413(6856):565.
- Guy JB, Vallard A, Espenel S, Langrand-Escure J, Trone JC, Mery B, et al. Conflict of interests for radiation oncologists: Harnessing disclosures from policy to reality. *Cancer radiotherapie : journal de la Societe francaise de radiotherapie oncologique*. 2016;20(3):176-80.
- Guyatt G, Akl EA, Hirsh J, Kearon C, Crowther M, Gutterman D, et al. The vexing problem of guidelines and conflict of interest: a potential solution. *Annals of internal medicine*. 2010;152(11):738-41.
- Guyatt GH, Oxman AD, Montori V, Vist G, Kunz R, Brozek J, et al. GRADE guidelines: 5. Rating the quality of evidence-publication bias. *Journal of Clinical Epidemiology*. 2011;64(12):1277-82.



Guyatt GH, Oxman AD, Montori V, Vist G, Kunz R, Brozek J, et al. GRADE guidelines: 5. Rating the quality of evidence--publication bias. *Journal of clinical epidemiology*. 2011;64(12):1277-82.

Guy-Coichard C, Perraud G, Chailleu A, Gaillac V, Scheffer P, Mintzes B. Inadequate conflict of interest policies at most French teaching hospitals: A survey and website analysis. *PloS one*. 2019;14(11):e0224193.

Haack MR. Payment incentives and conflicts of interest within a managed care environment. *Journal of gerontological nursing*. 1997;23(8):22-5.

Haack S. *Evidence Matters: Science, Proof, and Truth in the Law* 2014. 1-416 p.

Haas DW, Kuritzkes DR, Ritchie MD, Amur S, Gage BF, Maartens G, et al. Pharmacogenomics of HIV therapy: summary of a workshop sponsored by the National Institute of Allergy and Infectious Diseases. *HIV clinical trials*. 2011;12(5):277-85.

Habashi N. Undisclosed Author Conflicts of Interest for "Airway Pressure Release Ventilation Reduces Conducting Airway Micro-Strain in Lung Injury". *Journal of the American College of Surgeons*. 2016;223(5):738.

Habashi NM, Andrews P, Nieman GF, Kollisch-Singule M, Bates JHT. Failure to Disclose Conflicts of Interest. *JAMA surgery*. 2016;151(12):1190.

Hadinegoro SRS, Arredondo-Garcia JL, Capeding MR, Pallardy S, Noriega F, Bouckenooghe A. Controversy and debate on dengue vaccine series-paper 2: response to review of a licensed dengue vaccine: inappropriate subgroup analyses and selective reporting may cause harm in mass vaccination programs. *Journal of clinical epidemiology*. 2018;95:140-1.

Hadland SE, Cerda M, Li Y, Krieger MS, Marshall BDL. Association of Pharmaceutical Industry Marketing of Opioid Products to Physicians With Subsequent Opioid Prescribing. *JAMA internal medicine*. 2018;178(6):861-3.

Hadland SE, Rivera-Aguirre A, Marshall BDL, Cerda M. Association of Pharmaceutical Industry Marketing of Opioid Products With Mortality From Opioid-Related Overdoses. *JAMA network open*. 2019;2(1):e186007.

Hafferty F. Viewpoint: The elephant in medical professionalism's kitchen. *Academic Medicine*. 2006;81(10):906-14.

Hafferty FW, Levinson D. MOVING BEYOND NOSTALGIA AND MOTIVES towards a complexity science view of medical professionalism. *Perspectives in Biology and Medicine*. 2008;51(4):599-615.

Hagan JC, 3rd. Conflict of interest policy. *Journal - American Intra-Ocular Implant Society*. 1985;11(5):483-4.

Hagan JC, 3rd. Kansas City Center for Practical Bioethics at Epicenter of Congressional Concerns about Conflicts of Interest with Pain Pill Industry. *Missouri medicine*. 2016;113(4):247.

Hagland M. Perspectives. Time to rethink? Providers ponder plan sponsorship anew. *Medicine & health* (1997). 1999;53(7):suppl 1-4.

Hagmann M. WHO attacks tobacco sponsorship of sports. *Bulletin of the World Health Organization*. 2002;80(1):80-1.

Hahn S, Williamson PR, Hutton JL, Garner P, Flynn EV. Assessing the potential for bias in meta-analysis due to selective reporting of subgroup analyses within studies. *Statistics in medicine*. 2000;19(24):3325-36.

Hahn S, Williamson PR, Hutton JL. Investigation of within-study selective reporting in clinical research: follow-up of applications submitted to a local research ethics committee. *Journal of evaluation in clinical practice*. 2002;8(3):353-9.

Haidich AB, Pilalas D, Contopoulos-Ioannidis DG, Ioannidis JPA. Most meta-analyses of drug interventions have narrow scopes and many focus on specific agents. *Journal of Clinical Epidemiology*. 2013;66(4):371-8.

Haines IE, Olver IN. Are self-regulation and declaration of conflict of interest still the benchmark for relationships between physicians and industry? *The Medical journal of Australia*. 2008;189(5):263-6.

Haines ST, Dumo P. Relationship between the pharmaceutical industry and pharmacy practitioners: undue influence? *American journal of health-system pharmacy : AJHP : official journal of the American Society of Health-System Pharmacists*. 2002;59(19):1871-4.

Haivas I, Schroter S, Waechter F, Smith R. Editors' declaration of their own conflicts of interest. *CMAJ : Canadian Medical Association journal = journal de l'Association medicale canadienne*. 2004;171(5):475-6.

Hajibandeh S, Hajibandeh S, Antoniou SA, Antoniou GA, Torella F. Industry sponsorship and positive outcome in vascular and endovascular randomised trials. *VASA Zeitschrift fur Gefasskrankheiten*. 2017;46(1):67-8.

Hakansson J, Hensjo LO, Hernborg A, Silfverhielm B, Sjogreen J, Skoglund I, et al. *Lakartidningen* should declare conflict of interest in medical articles. *Lakartidningen*. 2000;97(18):2236-7.

Hakoum MB, Anouti S, Al-Gibbawi M, Abou-Jaoude EA, Hasbani DJ, Lopes LC, et al. Reporting of financial and non-financial conflicts of interest by authors of systematic reviews: a methodological survey. *BMJ open*. 2016;6(8):e011997.

Hakoum MB, Jouni N, Abou-Jaoude EA, Hasbani DJ, Abou-Jaoude EA, Lopes LC, et al. Authors of clinical trials reported individual and financial conflicts of interest more frequently

than institutional and nonfinancial ones: a methodological survey. *Journal of clinical epidemiology*. 2017;87:78-86.

Hakoum MB, Jouni N, Abou-Jaoude EA, Hasbani DJ, Lopes LC, Khaldieh M, et al. Authors of clinical trials reported individual and financial conflicts of interest more frequently than institutional and nonfinancial ones: a methodological survey. *Journal of Clinical Epidemiology*. 2017;87:78-86.

Hakoum MB, Jouni N, Abou-Jaoude EA, Hasbani DJ, Lopes LC, Khaldieh M, et al. Characteristics of funding of clinical trials: cross-sectional survey and proposed guidance. *Bmj Open*. 2017;7(10).

Hale MM. Dealing with the conflict of interests in health care reform. *Journal of health and human services administration*. 1998;21(2):162-80.

Halkin H. The evidence behind our evidence-based decisions: Cheques and balances. *Israel Medical Association Journal*. 2006;8(7):494-6.

Hall DV, Jones SC. Australian consumer responses to DTCA and other pharmaceutical company sponsored advertisements. *Australian and New Zealand journal of public health*. 2008;32(5):471-8.

Hall PA, Poulson R, Wixon J. How does The Journal of Pathology deal with conflict of interest? *The Journal of pathology*. 2009;219(4):396-9.

Hall R, de Antueno C, Webber A, Canadian Research Ethics B. Publication bias in the medical literature: a review by a Canadian Research Ethics Board. *Canadian journal of anaesthesia = Journal canadien d'anesthesie*. 2007;54(5):380-8.

Hall R, de Antueno C, Webber A. Publication bias in the medical literature: a review by a Canadian Research Ethics Board. *Canadian Journal of Anaesthesia-Journal Canadien D Anesthesie*. 2007;54(5):380-8.

Hall TS. Third-party payor conflicts of interest in managed care: a proposal for regulation based on the model rules of professional conduct. *Seton Hall law review*. 1998;29(1):95-146.

Halperin EC. Restoring the Honor of Our Specialty by Minimizing Financial Ties of Organized Radiation Oncology With Industry. *International journal of radiation oncology, biology, physics*. 2018;101(2):257-8.

Halperin JL. No conflict of interest in data monitoring. *Science (New York, NY)*. 2018;362(6419):1123.

Halperin SA, Scheifele D, Duval B, Law B, Ward B, Bjornson G, et al. Canadian Association for Immunization Research and Evaluation (CAIRE) guidelines for industry-sponsored clinical trial and epidemiology contract research. *Human vaccines*. 2005;1(4):140-2.

Halpern M. Pharmacoeconomic studies and the pharmaceutical industry: bias in which direction? Expert review of pharmacoeconomics & outcomes research. 2003;3(6):665-7.

Halpern SD, Berlin JA. Beyond Conventional Publication Bias: Other Determinants of Data Suppression. Rothstein HR, Sutton AJ, Borenstein M, editors 2005. 303-17 p.

Halpern SD, Karlawish JH. Industry-sponsored research. University of Pennsylvania Research Ethics Working Group. *Lancet* (London, England). 2000;356(9248):2193; author reply 4.

Hamm MP, Scott SD, Klassen TP, Moher D, Hartling L. Do health care institutions value research? A mixed methods study of barriers and facilitators to methodological rigor in pediatric randomized trials. *Bmc Medical Research Methodology*. 2012;12.

Hammerschmidt D. Bias in the design, interpretation, and publication of industry-sponsored clinical research. *Minnesota medicine*. 2008;91(6):46-7.

Hammerschmidt DE. When commitments and interests conflict. "There's probably no greater conflict of interest than an NIH grant". *The Journal of laboratory and clinical medicine*. 1995;126(1):5-6.

Hammoud S, O'Brien DF, Pepe MD, Tucker BS, Cohen SB, Ciccotti MG, et al. Conflict of interest in sports medicine: does it affect our judgment? *American journal of orthopedics* (Belle Mead, NJ). 2015;44(11):505-9.

Hampson LA, Agrawal M, Joffe S, Gross CP, Verter J, Emanuel EJ. Patients' views on financial conflicts of interest in cancer research trials. *The New England journal of medicine*. 2006;355(22):2330-7.

Hampson LA, Joffe S, Fowler R, Verter J, Emanuel EJ. Frequency, type, and monetary value of financial conflicts of interest in cancer clinical research. *Journal of clinical oncology : official journal of the American Society of Clinical Oncology*. 2007;25(24):3609-14.

Hampson LA, Joffe S, Fowler R, Verter J, Emanuel EJ. Frequency, type, and monetary value of financial conflicts of interest in cancer clinical research. *Journal of Clinical Oncology*. 2007;25(24):3609-14.

Hampson LA, Montie JE. Conflict of Interest in Urology. *Journal of Urology*. 2012;187(6):1971-7.

Hampson LA, Montie JE. Conflict of interest in urology. *The Journal of urology*. 2012;187(6):1971-7.

Hampton J. Therapeutic fashion and publication bias: the case of anti-arrhythmic drugs in heart attack. *Journal of the Royal Society of Medicine*. 2015;108(10):418-20.

Hams M, Wilkinson WG, Zentner L, Schmidt C, Dweik RA, Karafa M, et al. A new survey to evaluate conflict of interest policies at academic medical centers. *PloS one*. 2017;12(3):e0172472.

Hanash SM, Feng Z, Taguchi A. Failure to Disclose Potential Conflict of Interest-Letter of Explanation. *JAMA oncology*. 2019.

Hanauer SB. Conflicts of interest. *Nature clinical practice Gastroenterology & hepatology*. 2005;2(1):1.

Hand D. Sponsorship: corporate concerns. *Nursing standard (Royal College of Nursing (Great Britain))*. 1991;5(31):20.

Handel AE, Patel SV, Pakpoor J, Ebers GC, Goldacre B, Ramagopalan SV. High reprint orders in medical journals and pharmaceutical industry funding: case-control study. *BMJ (Clinical research ed)*. 2012;344:e4212.

Hanley EN. Professionalism and conflict of interest in new technology introduction. *American journal of orthopedics (Belle Mead, NJ)*. 2007;36(8):398-9.

Hanna J, Simiele E, Lawson DC, Tyler D. Conflict of interest issues pertinent to Veterans Affairs Medical Centers. *Journal of vascular surgery*. 2011;54(3 Suppl):50S-4S.

Hannon CP, Chalmers PN, Carpinello MF, Cvetanovich GL, Cole BJ, Bach BR. Inconsistencies Between Physician-Reported Disclosures at the AAOS Annual Meeting and Industry-Reported Financial Disclosures in the Open Payments Database. *Journal of Bone and Joint Surgery-American Volume*. 2016;98(20).

Hannum H. Should industry sponsor research? Condemning the drinks industry rules out potentially useful research. *BMJ (Clinical research ed)*. 1998;317(7154):335-6.

Hansen C, Lundh A, Rasmussen K, Hrobjartsson A. Financial conflicts of interest in systematic reviews: associations with results, conclusions, and methodological quality. *Cochrane Database of Systematic Reviews*. 2019(8).

Hansen C, Lundh A, Rasmussen K, Hrobjartsson A. Financial conflicts of interest in systematic reviews: associations with results, conclusions, and methodological quality. *The Cochrane database of systematic reviews*. 2019;8:MR000047.

Hanson SO. Risk, Science and Policy: A Treacherous Triangle. *Ethical Perspectives*. 2018;25(3):391-418.

Hansson SO. Dealing with climate science denialism: experiences from confrontations with other forms of pseudoscience. *Climate Policy*. 2018;18(9):1094-102.

Haque W, Minhajuddin A, Gupta A, Agrawal D. Conflicts of interest of editors of medical journals. *PloS one*. 2018;13(5):e0197141.

Harbour RT. What about non-financial conflicts of interest? *BMJ (Clinical research ed)*. 2014;348:g1154.

Harden CL. Complete the Following Statement: Industry-Sponsored Antiepileptic Drug Pregnancy Registries Provide Information that is Beneficial to: PatientsDoctorsThe SponsorAll of the AboveNone of the AboveCannot Respond Due to Risk of COI. *Epilepsy currents*. 2011;11(6):181-3.

Hardin BD, Kelman BJ, Saxon A. Nondisclosure of conflicts of interest is perilous to the advancement of science. *The Journal of allergy and clinical immunology*. 2007;119(1):256-7.

Hardy ML, Biesecker J, Manor O, Gentile W. Industry-sponsored research on the potential health and environmental effects of selected brominated flame retardants. *Environment international*. 2003;29(6):793-9.

Harewood GC. Assessment of publication bias in the reporting of EUS performance in staging rectal cancer. *The American journal of gastroenterology*. 2005;100(4):808-16.

Hargrove DS. Sponsorship or not. *Community mental health journal*. 1988;24(3):171-3.

Harinstein L, Kalra D, Kortepeter CM, Munoz MA, Wu E, Dal Pan GJ. Evaluation of Postmarketing Reports from Industry-Sponsored Programs in Drug Safety Surveillance. *Drug safety*. 2019;42(5):649-55.

Harkness M. Minimizing publication bias. *Australian orthodontic journal*. 2003;19(1):1A-2A.

Harkness M. Minimizing publication bias. *Australian orthodontic journal*. 2017;Spec No:22-3.

Harpur J. Innovation, Profit and the Common Good in Higher Education: The New Alchemy 2010. 1-310 p.

Harrington RA, Califf RM. There is a role for industry-sponsored education in cardiology. *Circulation*. 2010;121(20):2221-7.

Harris IA, Mourad M, Kadir A, Solomon MJ, Young JM. Publication bias in abstracts presented to the annual meeting of the American Academy of Orthopaedic Surgeons. *Journal of orthopaedic surgery (Hong Kong)*. 2007;15(1):62-6.

Harris IA, Mourad MS, Kadir A, Solomon MJ, Young JM. Publication bias in papers presented to the Australian Orthopaedic Association Annual Scientific Meeting. *ANZ journal of surgery*. 2006;76(6):427-31.

Harris P, Takeda A, Loveman E, Hartwell D. Time to full publication of studies of anticancer drugs for breast cancer, and the potential for publication bias. *International journal of technology assessment in health care*. 2010;26(1):110-6.

Harrison BA, Mayo-Wilson E. Trial Registration: Understanding and Preventing Reporting Bias in Social Work Research. *Research on Social Work Practice*. 2014;24(3):372-6.

Harrison JP, Cook G, Kim H. Anticipated Price Disclosure: Impact on Funding Decisions in Australia. *Value in health : the journal of the International Society for Pharmacoeconomics and Outcomes Research*. 2014;17(7):A723-4.

Hart B, Lundh A, Bero L. Effect of reporting bias on meta-analyses of drug trials: reanalysis of meta-analyses. *Bmj-British Medical Journal*. 2012;344.

Hart KL, Perlis RH, Perlis CS. Conflict of interest and citation impact among dermatology guideline authors. *Journal of the American Academy of Dermatology*. 2019;80(3):813-5.

Hart RA. Acknowledging the elephant in the room: conflict of interest in industry-sponsored clinical research. *The spine journal : official journal of the North American Spine Society*. 2011;11(8):703-4.

Hartling L, Hamm M, Klassen T, Chan AW, Meremikwu M, Moyer V, et al. Standard 2: Containing Risk of Bias. *Pediatrics*. 2012;129:S124-S31.

Hartling L, McAlister FA, Rowe BH, Ezekowitz J, Friesen C, Klassen TP. Challenges in systematic reviews of therapeutic devices and procedures. *Annals of Internal Medicine*. 2005;142(12):1100-11.

Hartling L, Newton AS, Dursun S. Antipsychotics in adults with schizophrenia: does sponsorship of research articles affect the findings? In response. *Annals of internal medicine*. 2013;158(5 Pt 1):362.

Hartmann M, Knoth H, Schulz D, Knoth S, Meier-Hellmann A. Industry-sponsored economic studies in critical and intensive care versus studies sponsored by nonprofit organizations. *Journal of intensive care medicine*. 2003;18(5):265-8.

Hartmann M, Knoth H, Schulz D, Knoth S. Industry-sponsored economic studies in oncology vs studies sponsored by nonprofit organisations. *British Journal of Cancer*. 2003;89(8):1405-8.

Hartog CS, Skupin H, Natanson C, Sun JF, Reinhart K. Systematic analysis of hydroxyethyl starch (HES) reviews: proliferation of low-quality reviews overwhelms the results of well-performed meta-analyses. *Intensive Care Medicine*. 2012;38(8):1258-71.

Harvey TJ. Alternative sponsorship--a test for the Church. *Health progress (Saint Louis, Mo)*. 1986;67(7):58-60.

Hasan A, Bandelow B, Yatham LN, Berk M, Falkai P, Moller HJ, et al. WFSBP guidelines on how to grade treatment evidence for clinical guideline development. *World Journal of Biological Psychiatry*. 2019;20(1):2-16.

Haser I, Hofmann A. New conduct recommendations for physicians cooperating with the pharmaceutical industry? The "FS Codex" and its consequences for physicians. *Der Anaesthesist*. 2005;54(3):263-7.

Haser I, Hofmann A. New contract recommendations for physicians cooperating with the pharmaceutical industry? The "FS Codex" and its consequences for physicians. *Der Orthopade*. 2005;34(3):263-4, 6.

Hashemipour MA, Pourmonajemzadeh S, Zoghitavana S, Navabi N. Relationship Between Declarations of Conflict of Interests and Reporting Positive Outcomes in Iranian Dental Journals. *Science and Engineering Ethics*. 2019;25(4):1057-67.

Hashimoto H. Ethics and conflict of interest in clinical research: sociological view. *Nihon Jinzo Gakkai shi*. 2015;57(8):1311-5.

- Hasselmo N. Individual and institutional conflict of interest: policy review by research universities in the United States. *Science and engineering ethics*. 2002;8(3):421-7.
- Hatchard JL, Fooks GJ, Evans-Reeves KA, Ulucanlar S, Gilmore AB. A critical evaluation of the volume, relevance and quality of evidence submitted by the tobacco industry to oppose standardised packaging of tobacco products. *Bmj Open*. 2014;4(2).
- Hattori S, Zhou X-H. Sensitivity analysis for publication bias in meta-analysis of diagnostic studies for a continuous biomarker. *Statistics in medicine*. 2018;37(3):327-42.
- Hauke MC. Evangelization through institutional sponsorship. Education and experience in the congregation's tradition can move the laity to full partnership in the ministry. *Health progress (Saint Louis, Mo)*. 1993;74(8):48-50, 67.
- Hauser W, Petzke F, Kopp I, Nothacker M. Impact of conflicts of interest on guideline recommendations : Empirical study within the second update of the German interdisciplinary S3 guidelines on fibromyalgia syndrome. *Schmerz (Berlin, Germany)*. 2017;31(3):308-18.
- Hawkes N. Cochrane examines whether lead author of HPV review had undeclared conflicts of interest. *BMJ (Clinical research ed)*. 2018;363:k4163.
- Hawkes N. Doctors getting biggest payments from drug companies don't declare them on new website. *BMJ (Clinical research ed)*. 2016;354:i3679.
- Hawkes N. Indirect payments from drug companies to doctors for CME courses will be exempt from database. *BMJ (Clinical research ed)*. 2014;349:g6676.
- Hawkes N. More doctors are disclosing payments from drug companies. *BMJ (Clinical research ed)*. 2017;357:j3195.
- Hawkins B, Holden C, Eckhardt J, Lee K. Reassessing policy paradigms: A comparison of the global tobacco and alcohol industries. *Global Public Health*. 2018;13(1):1-19.
- Hawkins BS. The National Institutes of Health and their sponsorship of clinical trials. *Controlled clinical trials*. 1988;9(2):103-6.
- Hayashino Y, Noguchi Y, Fukui T. Systematic evaluation and comparison of statistical tests for publication bias. *Journal of epidemiology*. 2005;15(6):235-43.
- Hayes MJ, Prasad V. Financial Conflicts of Interest at FDA Drug Advisory Committee Meetings. *The Hastings Center report*. 2018;48(2):10-3.
- He X, Zhang N. Study of the combinatorial impact of empathy and emotion on the processing of conflicts of interest with the event-related potential technique. *Neuropsychiatric disease and treatment*. 2017;13:1713-21.
- Headache associate editors declaration of conflicts of interest. *Headache*. 2014;54(1):4-6.
- Headley E, Moulton OC. Conflict of interest. *Trends in endocrinology and metabolism: TEM*. 2006;17(10):379.



Heagerty AM. Industry-sponsored research. *Lancet* (London, England). 1997;349(9052):588.

Healey JM, Dowling KL. Controlling conflicts of interest in the doctor-patient relationship: lessons from *Moore v. Regents of the University of California*. *Mercer law review*. 1991;42(3):989-1005.

Health cost management and medical practice patterns. Based on three conferences sponsored by the Center for Industry and Health Care, Boston University, 1982 and 1983. *Industry and health care* (Ballinger Publishing Co). 1985;2:3-248.

Health FCftEAoHRaWs. Recommendations on conflict of interest, including relationships with industry. *International journal of gynaecology and obstetrics: the official organ of the International Federation of Gynaecology and Obstetrics*. 2015;128(3):282-3.

Healy B, Campeau L, Gray R, Herd JA, Hoogwerf B, Hunninghake D, et al. Conflict-of-interest guidelines for a multicenter clinical trial of treatment after coronary-artery bypass-graft surgery. *The New England journal of medicine*. 1989;320(14):949-51.

Healy D. Concerns about conflict of interest. *Journal of psychopharmacology* (Oxford, England). 2005;19(3):314-5; author reply 6.

Healy D. Have drug companies hyped social anxiety disorder to increase sales. Yes: marketing hinders discovery of long-term solutions. *The Western journal of medicine*. 2001;175(6):364.

Healy D. One flew over the conflict of interest nest. *World psychiatry : official journal of the World Psychiatric Association (WPA)*. 2007;6(1):26-7.

Heath I, Adlington K. Conflicts of interest within England's NHS. *BMJ (Clinical research ed)*. 2017;357:j1590.

Heath I. The politics of drug industry sponsorship. *BMJ (Clinical research ed)*. 2011;343:d6060.

Heathers JA, Nagata JM, Murray SB. Publication Bias in Trials With and Without Null Findings-Reply. *Jama*. 2019;322(12):1214.

Heavener T, Vassar M. A review of publication bias in the gastroenterology literature. *Indian journal of gastroenterology : official journal of the Indian Society of Gastroenterology*. 2018;37(1):58-62.

Hebebrand J, Blanz B, Herpertz-Dahlmann B, Lehmkuhl G. Increase in incidence of drug treatments, ethical principles and conflict of interest in cooperation with the pharmaceutical industry. *Zeitschrift fur Kinder- und Jugendpsychiatrie und Psychotherapie*. 2012;40(3):133-8.

Hedgepeth JH. Hospital trustees and conflict of interest. *Hospitals*. 1973;47(6):57-60.

Hedin RJ, Umberham BA, Detweiler BN, Kollmorgen L, Vassar M. Publication Bias and Nonreporting Found in Majority of Systematic Reviews and Meta-analyses in Anesthesiology Journals. *Anesthesia and analgesia*. 2016;123(4):1018-25.

Heerlein A. What is the impact of financial conflicts of interest on the development of psychiatry? *World psychiatry : official journal of the World Psychiatric Association (WPA)*. 2007;6(1):36-7.

Heidari A, Adeli SH, Mehravaran S, Asghari F. Addressing Ethical Considerations and Authors' Conflict of Interest Disclosure in Medical Journals in Iran. *Journal of Bioethical Inquiry*. 2012;9(4):457-62.

Heijl A. On a mission from God: fighting publication bias. *Acta ophthalmologica Scandinavica*. 2002;80(2):123-4.

Heim L. Identifying and addressing potential conflict of interest: a professional medical organization's code of ethics. *Annals of family medicine*. 2010;8(4):359-61.

Heimans L, Vlieg AV, Dekker FW. Are claims of advertisements in medical journals supported by RCTs? *Netherlands Journal of Medicine*. 2010;68(1):46-9.

Heimerdinger JF. Conflict of interest. *Trustee : the journal for hospital governing boards*. 1995;48(1):21-2; author reply 2.

Heinemann L, Hompesch M. Role of physicians in the pharmaceutical industry and clinical research organizations: take more pride in your work. *Journal of diabetes science and technology*. 2008;2(4):707-9.

Heinemann L. Are all clinical studies sponsored by industry not valid? *Journal of diabetes science and technology*. 2008;2(6):1161-3.

Heinzl S. Conflict of interest. *Medizinische Monatsschrift für Pharmazeuten*. 1998;21(2):29.

Heitmann C, Janhsen K, Glaeske G. The influence of published studies and position papers on the prescription of peri- and post-menopausal hormone therapy. *Gesundheitswesen*. 2007;69(7):379-84.

Helft PR, Ratain MJ, Epstein RA, Siegler M. Inside information: Financial conflicts of interest for research subjects in early phase clinical trials. *Journal of the National Cancer Institute*. 2004;96(9):656-61.

Heller JC, Gerety J. Catholic sponsorship and Medicare managed care: an uneasy alliance of faith and market. *HEC forum : an interdisciplinary journal on hospitals' ethical and legal issues*. 1998;10(2):186-200.

Hemachudha T. Conflict of interest and medical science. *Journal of the Medical Association of Thailand = Chotmaihet thangphaet*. 1999;82(8):844-7.

Hemila H. Publication bias in meta-analysis of ascorbic acid for postoperative atrial fibrillation. *American journal of health-system pharmacy : AJHP : official journal of the American Society of Health-System Pharmacists*. 2017;74(6):372-3.

Hemminki E. Opposition to unpopular research results: Finnish professional reactions to the WHI findings. *Health Policy*. 2004;69(3):283-91.

Henderson C, Howard L, Wilkinson G. Acknowledgement of psychiatric research funding. *British Journal of Psychiatry*. 2003;183:273-5.

Henderson JA, Smith JJ. Financial conflict of interest in medical research: overview and analysis of federal and state controls. *Food and drug law journal*. 2002;57(3):445-56.

Henderson JA, Smith JJ. Financial conflict of interest in medical research: overview and analysis of institutional controls. *Food and drug law journal*. 2003;58(2):251-67.

Hendlin YH, Vora M, Elias J, Ling PM. Financial Conflicts of Interest and Stance on Tobacco Harm Reduction: A Systematic Review. *American journal of public health*. 2019;109(7):e1-e8.

Hengartner MP, Ploderl M. Statistically Significant Antidepressant-Placebo Differences on Subjective Symptom-Rating Scales Do Not Prove That the Drugs Work: Effect Size and Method Bias Matter! *Frontiers in Psychiatry*. 2018;9.

Hengartner MP. Methodological Flaws, Conflicts of Interest, and Scientific Fallacies: Implications for the Evaluation of Antidepressants' Efficacy and Harm. *Frontiers in Psychiatry*. 2017;8.

Hengartner MP. Methodological Flaws, Conflicts of Interest, and Scientific Fallacies: Implications for the Evaluation of Antidepressants' Efficacy and Harm. *Frontiers in psychiatry*. 2017;8:275.

Hengartner MP. Raising Awareness for the Replication Crisis in Clinical Psychology by Focusing on Inconsistencies in Psychotherapy Research: How Much Can We Rely on Published Findings from Efficacy Trial. *Frontiers in Psychology*. 2018;9.

Henmi M, Copas JB, Eguchi S. Confidence intervals and P-values for meta-analysis with publication bias. *Biometrics*. 2007;63(2):475-82.

Henmi M, Copas JB. Confidence intervals for random effects meta-analysis and robustness to publication bias. *Statistics in medicine*. 2010;29(29):2969-83.

Henriksen L, Dauphinee AL, Wang Y, Fortmann SP. Industry sponsored anti-smoking ads and adolescent reactance: test of a boomerang effect. *Tobacco control*. 2006;15(1):13-8.

Henriques P, Dias PC, Burlandy L. Regulation of food advertising in Brazil: convergence and conflicts of interest. *Cadernos de saude publica*. 2014;30(6):1219-28.

Henry DA, Kerridge IH, Hill SR, McNeill PM, Doran E, Newby DA, et al. Medical specialists and pharmaceutical industry-sponsored research: a survey of the Australian experience. *The Medical journal of Australia*. 2005;182(11):557-60.

Hensley S. When doctors go to class, industry often foots the bill: lectures tend to feature pills made by course sponsors; companies deny influence; a purple heartburn brochure. *Wall Street journal (Eastern ed)*. 2002:A1, A12.

Herder M, Brian JD. Canada's stem cell corporation: Aggregate concerns and the question of public trust. *Journal of Business Ethics*. 2008;77(1):73-84.

Herder M. DENATURALIZING TRANSPARENCY IN DRUG REGULATION. *Mcgill Journal of Law and Health*. 2015;8(2):S57-S143.

Herder M. Toward a Jurisprudence of Drug Regulation. *Journal of Law Medicine & Ethics*. 2014;42(2):244-62.

Herder M. Unlocking Health Canada's cache of trade secrets: mandatory disclosure of clinical trial results. *Canadian Medical Association Journal*. 2012;184(2):194-9.

Herman J. Saving U.S. dietary advice from conflicts of interest. *Food and drug law journal*. 2010;65(2):285-316, ii.

Herman ZS. Progress and dilemma of contemporary clinical pharmacology. *International Journal of Clinical Pharmacology and Therapeutics*. 2005;43(1):43-50.

Hermitte MA, Le Coz P. The notion of conflict of interest in the field of health and environment: philosophical and legal approaches. *Journal international de bioethique = International journal of bioethics*. 2014;25(2):15-50, 170.

Hermesen ED, McDaniel PM, Eiland EH, 3rd, Destache CJ, Lusardi K, Estrada SJ, et al. Breaking down the barriers: challenges with development and implementation of an industry-sponsored antimicrobial stewardship data collection and analysis tool. *Clinical infectious diseases : an official publication of the Infectious Diseases Society of America*. 2014;59 Suppl 3:S179-84.

Hernandez-Aguado I, Zaragoza GA. Support of public-private partnerships in health promotion and conflicts of interest. *BMJ open*. 2016;6(4):e009342.

Herrera VH, Quintana HK, Nino C, Gomez B, Roa R. Tobacco advertisement, promotion and sponsorship ban enforcement index at sales points in Panama, 2017. *Tobacco induced diseases*. 2019;17:07.

Herrmann D, Sinnott P, Holmes J, Khan S, Koller C, Vassar M. Statistical controversies in clinical research: publication bias evaluations are not routinely conducted in clinical oncology systematic reviews. *Annals of oncology : official journal of the European Society for Medical Oncology*. 2017;28(5):931-7.

Herschberg S. Potential conflicts of interest in the delivery of medical services: an analysis of the situation and a proposal. *Quality assurance and utilization review : official journal of the American College of Utilization Review Physicians*. 1992;7(2):54-8.

Hertz RP, Unger AN, Lustik MB. Adherence with pharmacotherapy for type 2 diabetes: a retrospective cohort study of adults with employer-sponsored health insurance. *Clinical therapeutics*. 2005;27(7):1064-73.

Hesse G. Evidence and Lack of Evidence in the Treatment of Tinnitus. *Laryngo-Rhino-Otologie*. 2016;95:S155-S91.

Hickisch R, Hodgetts T, Johnson PJ, Sillero-Zubiri C, Tockner K, Macdonald DW. Effects of publication bias on conservation planning. *Conservation biology : the journal of the Society for Conservation Biology*. 2019;33(5):1151-63.

Hicks DJ. A new direction for science and values. *Synthese*. 2014;191(14):3271-95.

Hildebrandt M, Ludwig WD. Clinical research and industrial sponsoring: Avenues towards transparency and credibility. *Onkologie*. 2003;26(6):529-34.

Hilker RR, Asma FE, Eggert RL. A company-sponsored alcoholic rehabilitation program. Ten year evaluation. *Journal of occupational medicine : official publication of the Industrial Medical Association*. 1972;14(10):769-72.

Hill CM, Wheeler R, Merredew F, Lucassen A. Family history and adoption in the UK: conflicts of interest in medical disclosure. *Archives of disease in childhood*. 2010;95(1):7-11.

Hill KP, Ross JS, Egilman DS, Krumholz HM. The ADVANTAGE seeding trial: A review of internal documents. *Annals of Internal Medicine*. 2008;149(4):251-+.

Hill S. Transparency in economic evaluations. *Pharmacoeconomics*. 2005;23(10):967-9.

Hill WA. PI and vet: potential conflict of interest? PI can't act as AV. *Lab animal*. 2004;33(9):22-3.

Hilliard T, Chambers T. The relationship between paediatricians and commerce. *Paediatric Respiratory Reviews*. 2006;7(1):54-9.

Hillman AL, Eisenberg JM, Pauly MV, Bloom BS, Glick H, Kinosian B, et al. Avoiding bias in the conduct and reporting of cost-effectiveness research sponsored by pharmaceutical companies. *The New England journal of medicine*. 1991;324(19):1362-5.

Hillman AL. Financial incentives for physicians in HMOs. Is there a conflict of interest? *The New England journal of medicine*. 1987;317(27):1743-8.

Hilsabeck RC. Comparing mentorship and sponsorship in clinical neuropsychology. *The Clinical neuropsychologist*. 2018;32(2):284-99.

Hilton P. Of porcupines and poodles - a joint challenge to industry and the profession. *International Urogynecology Journal*. 2007;18(1):3-11.

Himmelsbach WA, Jr. Options for maintaining Catholic sponsorship. *Health progress (Saint Louis, Mo)*. 1985;66(7):54-8.

Hirsch L. Randomized clinical trials: What gets published, and when? *Canadian Medical Association Journal*. 2004;170(4):481-3.

Hirsch LJ. Conflicts of interest in drug development: The practices of Merck & Co., Inc. *Science and Engineering Ethics*. 2002;8(3):429-42.

Hirsch LJ. Conflicts of interest, authorship, and disclosures in industry-related scientific publications: the tort bar and editorial oversight of medical journals. *Mayo Clinic proceedings*. 2009;84(9):811-21.

Hirsch LJ. Conflicts of Interest, Authorship, and Disclosures in Industry-Related Scientific Publications: The Tort Bar and Editorial Oversight of Medical Journals. *Mayo Clinic Proceedings*. 2009;84(9):811-21.

Hirsch RL. Merck-sponsored simvastatin (Zocor) compliance program for patients using Wal-Mart Pharmacy: of benefit to whom? *Jama*. 1998;279(23):1875-6.

Hirschhorn N, Bialous SA, Shatenstein S. Philip Morris' new scientific initiative: an analysis. *Tobacco Control*. 2001;10(3):247-52.

Hitt DH. Conflict of interest: constant attention is key to avoidance. *Hospitals*. 1974;48(14):31-5.

Hitzenberger CK. OSA introduces a new conflicts of interest policy with *Biomedical Optics Express*: editorial. *Biomedical optics express*. 2016;7(8):3139.

Ho CM. A DANGEROUS CONCOCTION: PHARMACEUTICAL MARKETING, COGNITIVE BIASES, AND FIRST AMENDMENT OVERPROTECTION. *Indiana Law Journal*. 2019;94(3):773-854.

Ho CWL, De Castro LD, Campbell AV. Governance of biomedical research in Singapore and the challenge of conflicts of interest. *Cambridge quarterly of healthcare ethics : CQ : the international journal of healthcare ethics committees*. 2014;23(3):288-96.

Ho VKY. MEDICINE, METHODOLOGY, AND VALUES trade-offs in clinical science and practice. *Perspectives in Biology and Medicine*. 2011;54(2):243-55.

Hoby L. Financial help by sponsorship. *Pro Infirmis*. 1952;11(6):174-8.

Hoby L. Vital sponsorship of the underprivileged. *Pro Infirmis*. 1953;12(6):169-73.

Hodges LE, Arora VM, Humphrey HJ, Reddy ST. Premedical students' exposure to the pharmaceutical industry's marketing practices. *Academic medicine : journal of the Association of American Medical Colleges*. 2013;88(2):265-8.

Hodgson R, Allen R, Broderick E, Bland JM, Dumville JC, Ashby R, et al. Funding source and the quality of reports of chronic wounds trials: 2004 to 2011. *Trials*. 2014;15.

Hoekelman RA. A pediatrician's view. Conflict of interest. *Pediatric annals*. 1991;20(7):345-6.

Hoffman KB, Dimbil M, Kyle RF, Tatonetti NP, Erdman CB, Demakas A, et al. A Drug Safety Rating System Based on Postmarketing Costs Associated with Adverse Events and Patient Outcomes. *Journal of Managed Care & Specialty Pharmacy*. 2015;21(12):1134-+.

Hogan B, Hershey L, Hogan R, Callum C. Using a sponsorship to improve the success of blood drive donations. *Health marketing quarterly*. 2007;24(1-2):51-61.

Hogg SL, Hill SE, Collin J. State-ownership of tobacco industry: a 'fundamental conflict of interest' or a 'tremendous opportunity' for tobacco control? *Tobacco control*. 2016;25(4):367-72.

Holbrook A, Lexchin J, Pullenayegum E, Campbell C, Marlow B, Troyan S, et al. What do Canadians think about physician-pharmaceutical industry interactions? *Health policy (Amsterdam, Netherlands)*. 2013;112(3):255-63.

Holden ACL, Spallek H. Looking Gift-horses in the Mouth: Gift-giving, Incentives and Conflict of Interest in the Dental Profession. *Journal of law and medicine*. 2018;25(3):794-9.

Holden C. Conflict of interest. NEJM admits breaking its own tough rules. *Science (New York, NY)*. 2000;287(5458):1573.

Holden C. Research group forswears financial ties to firms whose drugs it tests. *Science (New York, NY)*. 1989;244(4902):282.

Hole OP, Winther FO, Straume B. Clinical research: the influence of the pharmaceutical industry. *European journal of clinical pharmacology*. 2001;56(11):851-3.

Holland S. Sponsorship and the Vatican. An official describes how the church weighs petitions for public juridic personality. *Health progress (Saint Louis, Mo)*. 2001;82(4):32-7, 52.

Holloway KJ. Teaching Conflict: Professionalism and Medical Education. *Journal of Bioethical Inquiry*. 2015;12(4):675-85.

Holloway RG, Mooney CJ, Getchius TSD, Edlund WS, Miyasaki JO. Invited Article: Conflicts of interest for authors of American Academy of Neurology clinical practice guidelines. *Neurology*. 2008;71(1):57-63.

Holman B, Bruner JP. The Problem of Intransigently Biased Agents. *Philosophy of Science*. 2015;82(5):956-68.

Holman B, Elliott KC. The promise and perils of industry-funded science. *Philosophy Compass*. 2018;13(11).

Holman CD, Donovan RJ, Corti B, Jalleh G, Frizzell SK, Carroll AM. Banning tobacco sponsorship: replacing tobacco with health messages and creating health-promoting environments. *Tobacco control*. 1997;6(2):115-21.

Holman CD, Donovan RJ, Corti B, Jalleh G. The myth of "healthism" in organized sports: implications for health promotion sponsorship of sports and the arts. *American journal of health promotion : AJHP*. 1997;11(3):169-76.

Holmer AF. Ethics and industry-sponsored research. *CMAJ : Canadian Medical Association journal = journal de l'Association medicale canadienne*. 2002;166(5):580; author reply 2.

Holmer AF. Sponsorship, authorship and accountability. *The New Zealand medical journal*. 2001;114(1145):558; author reply 9.

- Holmer AF. Sponsorship, authorship, and accountability. *Annals of internal medicine*. 2002;136(3):251-2; author reply -2.
- Holmer AF. Sponsorship, authorship, and accountability. *The New England journal of medicine*. 2002;346(4):290-2.
- Holmes DR, Firth BG, James A, Winslow R, Hodgson PK, Gamble GL, et al. Conflict of interest. *American Heart Journal*. 2004;147(2):228-37.
- Holmes DR, Jr., Firth BG, James A, Winslow R, Hodgson PK, Gamble GL, et al. Conflict of interest. *American heart journal*. 2004;147(2):228-37.
- Holmes WF. Conflicts of interest between the prescriber, the regulator and the profit maker. *Clinical microbiology and infection : the official publication of the European Society of Clinical Microbiology and Infectious Diseases*. 2001;7 Suppl 6:9-11.
- Holubar K. Ethics of illustration and information, conflicts of interest. *Dermatology (Basel, Switzerland)*. 2007;214(3):197-8.
- Holubar M, Stavroulakis MC, Maldonado Y, Ioannidis JPA, Contopoulos-Ioannidis D. Impact of vaccine herd-protection effects in cost-effectiveness analyses of childhood vaccinations. A quantitative comparative analysis. *Plos One*. 2017;12(3).
- Holz FG. Conflict of interests. *Der Ophthalmologe : Zeitschrift der Deutschen Ophthalmologischen Gesellschaft*. 2018;115(9):710-1.
- Hong M-K, Bero LA. Tobacco industry sponsorship of a book and conflict of interest. *Addiction (Abingdon, England)*. 2006;101(8):1202-11.
- Hong MK, Bero LA. Tobacco industry sponsorship of a book and conflict of interest. *Addiction*. 2006;101(8):1202-11.
- Hopewell S, Clarke M, Moher D, Wager E, Middleton P, Altman DG, et al. CONSORT for reporting randomized controlled trials in journal and conference abstracts: Explanation and elaboration. *Plos Medicine*. 2008;5(1):48-56.
- Hopewell S, Loudon K, Clarke MJ, Oxman AD, Dickersin K. Publication bias in clinical trials due to statistical significance or direction of trial results. *Cochrane Database of Systematic Reviews*. 2009(1).
- Hopewell S, Loudon K, Clarke MJ, Oxman AD, Dickersin K. Publication bias in clinical trials due to statistical significance or direction of trial results. *The Cochrane database of systematic reviews*. 2009(1):MR000006.
- Hopkins AM, Rowland A, Sorich MJ. Data sharing from pharmaceutical industry sponsored clinical studies: audit of data availability. *BMC medicine*. 2018;16(1):165.
- Hopkins Tanne J. US psychiatrist steps down after questions about drug company payments. *BMJ (Clinical research ed)*. 2008;337:a2088.



- Hopkins WG, Batterham AM. Erratum to: Error Rates, Decisive Outcomes and Publication Bias with Several Inferential Methods. *Sports medicine (Auckland, NZ)*. 2016;46(6):923.
- Hopkins WG, Batterham AM. Error Rates, Decisive Outcomes and Publication Bias with Several Inferential Methods. *Sports medicine (Auckland, NZ)*. 2016;46(10):1563-73.
- Horak P. Institutional conflict of interest. *Casopis lekaru ceskych*. 1996;135(8):257.
- Horn J, Checketts JX, Jawhar O, Vassar M. Evaluation of Industry Relationships Among Authors of Otolaryngology Clinical Practice Guidelines. *Jama Otolaryngology-Head & Neck Surgery*. 2018;144(3):194-201.
- Horner J, Minifie FD. Research Ethics III: Publication Practices and Authorship, Conflicts of Interest, and Research Misconduct. *Journal of Speech Language and Hearing Research*. 2011;54(1):S346-S62.
- Horner J, Minifie FD. Research ethics III: Publication practices and authorship, conflicts of interest, and research misconduct. *Journal of speech, language, and hearing research : JSLHR*. 2011;54(1):S346-62.
- Horrobin DF. Beyond conflict of interest. Non-financial conflicts of interest are more serious than financial conflicts. *BMJ (Clinical research ed)*. 1999;318(7181):466.
- Horta BL, Victora CG. Author's response to suggestion of publication bias in a recent meta-analysis on breastfeeding and intelligence quotient. *Acta paediatrica (Oslo, Norway : 1992)*. 2017;106(2):346.
- Horton R. Conflicts of interest in clinical research: opprobrium or obsession? *Lancet (London, England)*. 1997;349(9059):1112-3.
- Horton R. Passive smoking: agreeing the limits of conflicts of interest. *BMJ (Clinical research ed)*. 2003;327(7413):503; author reply 4-5.
- Horton R. Sponsorship, authorship, and a tale of two media. *Lancet (London, England)*. 1997;349(9063):1411-2.
- Hoschl C, Fialova L, European Psychiatric A. European Psychiatric Association guidance on the conflicts of interest. *European psychiatry : the journal of the Association of European Psychiatrists*. 2012;27(2):142-6.
- Hospital assessed attorney fees in conflict of interest suit. *Trustee : the journal for hospital governing boards*. 1975;28(1):47.
- Hospital Pharmacy Student Award 2012/2013: Sponsored by the Canadian Society of Hospital Pharmacists (CSHP) and the Canadian Association of Pharmacy Students and Interns (CAPSI): Emily Li. *The Canadian journal of hospital pharmacy*. 2013;66(2):142.
- Hospitals review sponsorship of primary care group practice. *Urban health*. 1982;11(8):35-7, 48.

Hossler EW. Conflict of interest? *Journal of the American Academy of Dermatology*. 2010;62(2):347-8.

Houghton F, McInerney D. Sponsorship, advertising and alcohol control in Ireland: the importance of both premises and products in regulating intoxicogenic environments. *Irish journal of medical science*. 2019.

Houghton F, Scott L, Houghton S, Lewis CA. Children's awareness of alcohol sponsorship of sport in Ireland: Munster Rugby and the 2008 European Rugby Cup. *International journal of public health*. 2014;59(5):829-32.

House A, Freemantle N. Conflict of interest. Authors of letters should also disclose interests. *BMJ (Clinical research ed)*. 1994;308(6926):472.

Howard SM. Gifts to physicians from the pharmaceutical industry. *Jama*. 2000;283(20):2655-6; author reply 7-8.

Howe EG. Inner turmoil: an important consideration in conflicts of interest. *The Journal of clinical ethics*. 1995;6(4):367-71.

Howell RR, Jones KW. Authors and conflict of interest. *American family physician*. 1995;51(2):343-4, 6.

Howick J, Glasziou P, Aronson JK. The evolution of evidence hierarchies: what can Bradford Hill's 'guidelines for causation' contribute? *Journal of the Royal Society of Medicine*. 2009;102(5):186-94.

Howick J. EXPLORING THE ASYMMETRICAL RELATIONSHIP BETWEEN THE POWER OF FINANCE BIAS AND EVIDENCE. *Perspectives in Biology and Medicine*. 2019;62(1):159-87.

Howland RH. Publication bias and outcome reporting bias: agomelatine as a case example. *Journal of psychosocial nursing and mental health services*. 2011;49(9):11-4.

Howland RH. The need to guard against pharmaceutical industry influence. *Psychiatric services (Washington, DC)*. 2008;59(5):566.

Howland RH. What you see depends on where you're looking and how you look at it: publication bias and outcome reporting bias. *Journal of psychosocial nursing and mental health services*. 2011;49(8):13-5.

Hoyler GM. The holding company: alternative for Catholic sponsorship. *Hospital progress*. 1980;61(1):54-6.

Hozack WJ, Ranawat C, Rothman RH. Corporate sponsorship and research: impact and outcome. *The Journal of arthroplasty*. 2003;18(8):953.

Hrachovec J. Publication bias with cetirizine in atopic dermatitis: safe but ineffective? *The Journal of allergy and clinical immunology*. 2002;110(5):818; author reply

Hrobjartsson A, Chan A-W, Haahr MT, Gotzsche PC, Altman DG. Selective reporting of positive outcomes in randomised trials--secondary publication.. A comparison of protocols with published reports. *Ugeskrift for laeger*. 2005;167(34):3189-91.

Hsueh, Lee, Freund, Ferguson. Electrochemically Directed Self-Assembly on Gold We gratefully acknowledge partial funding from the Polymer Interfaces Center, an Industry/University Cooperative Research Center at Lehigh University, sponsored by the National Science Foundation and Lehigh University. We thank AT&T Bell Laboratories (now Lucent, Inc.) for a gift of the triple-track testers. We also thank A. C. Miller for assistance with the XPS measurements, L. Lowe-Krentz for allowing the use of the fluorescence microscope and G. Freund for translating the manuscript into German. *Angewandte Chemie (International ed in English)*. 2000;39(7):1227-30.

Huang YQ, Traore K, Ibrahim B, Sewitch MJ, Nguyen LHP. Reporting quality of randomized controlled trials in otolaryngology: review of adherence to the CONSORT statement. *Journal of Otolaryngology-Head & Neck Surgery*. 2018;47.

Huff C. The physician trustee. Balancing clinical perspective and conflicts of interest. *Trustee : the journal for hospital governing boards*. 2012;65(4):8-11, 1.

Hug G. Assisted dying and conflict of interest. *Schweizerische medizinische Wochenschrift*. 1997;127(3):79-81.

Hug G. End-of-life decisions and conflicts of interest. *Lancet (London, England)*. 2003;362(9393):1419-20; author reply 20.

Hughes D, Williams-Jones B. Coalition Priorite Cancer and the pharmaceutical industry in Quebec: conflicts of interest in the reimbursement of expensive cancer drugs? *Healthcare policy = Politiques de sante*. 2013;9(1):52-64.

Hughes S, Cohen D, Jaggi R. Differences in reporting serious adverse events in industry sponsored clinical trial registries and journal articles on antidepressant and antipsychotic drugs: a cross-sectional study. *Bmj Open*. 2014;4(7).

Hughes S, Cohen D, Jaggi R. Differences in reporting serious adverse events in industry sponsored clinical trial registries and journal articles on antidepressant and antipsychotic drugs: a cross-sectional study. *BMJ open*. 2014;4(7):e005535.

Hughes S, Cohen D, Johnson R. Adverse event assessment methods in published trials of psychotropic drugs: Poor reporting and neglect of emerging safety concerns. *International Journal of Risk & Safety in Medicine*. 2016;28(2):101-14.

Hui D, Reddy A, Parsons HA, Bruera E. Reporting of Funding Sources and Conflict of Interest in the Supportive and Palliative Oncology Literature. *Journal of Pain and Symptom Management*. 2012;44(3):421-30.

Huic M, Marusic M, Marusic A. Completeness and Changes in Registered Data and Reporting Bias of Randomized Controlled Trials in ICMJE Journals after Trial Registration Policy. *Plos One*. 2011;6(9).

Human D. Conflicts of interest in science and medicine: the physician's perspective. *Science and engineering ethics*. 2002;8(3):273-6.

Hume SK. Trading places. Two hospitals adjust to a sponsorship swap. *Health progress (Saint Louis, Mo)*. 1995;76(4):26-31.

Humphreys K, Darke S, Marsden J, West R. Extending Addiction's conflict of interest policy to cover the emerging cannabis industry. *Addiction (Abingdon, England)*. 2018;113(2):205.

Humphreys MS, Cornwell TB, McAlister AR, Kelly SJ, Quinn EA, Murray KL. Sponsorship, ambushing, and counter-strategy: effects upon memory for sponsor and event. *Journal of experimental psychology Applied*. 2010;16(1):96-108.

Hunsinger M, Smith SM, McKeown A, Parkhurst M, Gross RA, Lin AH, et al. Disclosure of authorship contributions in analgesic clinical trials and related publications: ACTION systematic review and recommendations. *Pain*. 2014;155(6):1059-63.

Hunt G. Reconciling conflicts of interest. *Healthcare executive*. 2002;17(6):52-3.

Hunter JP, Saratzis A, Sutton AJ, Boucher RH, Sayers RD, Bown MJ. In meta-analyses of proportion studies, funnel plots were found to be an inaccurate method of assessing publication bias. *Journal of clinical epidemiology*. 2014;67(8):897-903.

Hupp JR. Conflicts of Interest-Mitigating Their Impact. *Journal of oral and maxillofacial surgery : official journal of the American Association of Oral and Maxillofacial Surgeons*. 2019;77(1):1-2.

Hurd WW. Conflicts of interest and medical publishing. *Obstetrics and gynecology*. 2013;122(3):511-2.

Hurley R. Conflicts of interest in drug regulation. *Lancet (London, England)*. 1994;343(8888):59.

Hurst S. Conflicts of interest for Swiss physicians. *Revue medicale suisse*. 2011;7(301):1434.

Hurst SA, Mauron A. A question of method - The ethics of managing conflicts of interest. *Embo Reports*. 2008;9(2):119-23.

Hurst SA, Mauron A. A question of method. The ethics of managing conflicts of interest. *EMBO reports*. 2008;9(2):119-23.

Hurst SA, Mauron A. Trustworthiness in conflict of interest. *The American journal of bioethics : AJOB*. 2011;11(1):40-1.

Hurst SA. An Instruction Manual for Trust in the Presence of Conflicts of Interests. *The American journal of bioethics : AJOB*. 2017;17(6):33-5.

- Husmark E. Sponsorship for Norrland. *Svenska lakartidningen*. 1953;50(21):1164-6.
- Huss A, Egger M, Hug K, Huwiler-Muntener K, Roosli M, Gomes D, et al. Source of funding and results of studies of health effects of mobile phone use: systematic review of experimental studies. *Ciencia & Saude Coletiva*. 2008;13(3):1005-12.
- Hussey V. Uniform guidelines for reporting COI within industry-sponsored clinical trials (ISCT). *Multiple sclerosis (Houndmills, Basingstoke, England)*. 2015;21(12):1496-7.
- Huston WM, Cranfield CG, Forbes SL, Leigh A. A sponsorship action plan for increasing diversity in STEMM. *Ecology and evolution*. 2019;9(5):2340-5.
- Hutchinson L, DeVita VT, Jr. Conflict of interest disclosures. *Nature reviews Clinical oncology*. 2010;7(1):1.
- Huxley L. NMAA policy on formula company production/sponsorship of breastfeeding information. *Journal of human lactation : official journal of International Lactation Consultant Association*. 1993;9(2):82.
- Hwang J-W. What Should We Concern in Reporting Conflict of Interest for Submission of Manuscript in the Psychiatry Investigation? *Psychiatry investigation*. 2018;15(3):231.
- Hwang TJ, Carpenter D, Lauffenburger JC, Wang B, Franklin JM, Kesselheim AS. Failure of Investigational Drugs in Late-Stage Clinical Development and Publication of Trial Results. *Jama Internal Medicine*. 2016;176(12):1826-33.
- Hyman J. The limitations of using insurance data for research. *Journal of the American Dental Association*. 2015;146(5):283-5.
- Iacoboni D, Lynch K, Esplin ED, Nussbaum RL. Conflicts of interest in genetic counseling: addressing and delivering. *Genetics in medicine : official journal of the American College of Medical Genetics*. 2018;20(9):1094-5.
- Iacobucci G. Antidepressant adviser to government quits after conflict of interest row. *BMJ (Clinical research ed)*. 2018;362:k4063.
- Iacobucci G. Conflicts of interest are bound to increase as GPs co-commission more primary care services, report warns. *BMJ (Clinical research ed)*. 2015;351:h4882.
- Iacobucci G. Doctors and politicians call for tighter rules on commissioners' conflicts of interest, after BMJ investigation. *BMJ (Clinical research ed)*. 2013;346:f1810.
- Iacobucci G. GMC should hold conflicts of interest register for all doctors, says McCartney. *BMJ (Clinical research ed)*. 2018;363:k4230.
- Iacobucci G. GPs' pleas for their conflict of interests to be treated with leniency are rejected by commissioning board. *BMJ (Clinical research ed)*. 2012;345:e7967.
- Iacobucci G. GPs should not sit on CCG boards if they have substantial conflicts of interest, government says. *BMJ (Clinical research ed)*. 2013;346:f2612.

Iacobucci G. More than a third of GPs on commissioning groups have conflicts of interest, BMJ investigation shows. *BMJ (Clinical research ed)*. 2013;346:f1569.

Iacobucci G. MPs demand action on "significant" conflicts of interest in GP out-of-hours care. *BMJ (Clinical research ed)*. 2014;349:g6770.

Iacobucci G. NHS England turns for policy advice to group funded by drug companies. *BMJ (Clinical research ed)*. 2014;348:g1524.

Iacobucci G. NHS England will strengthen rules for managing conflicts of interest in CCGs. *BMJ (Clinical research ed)*. 2016;353:i1885.

Iacobucci G. Royal college is urged to drop infant formula sponsorship. *BMJ (Clinical research ed)*. 2019;364:l342.

Ibia E, Binkowitz B, Saillot J-L, Talerico S, Koerner C, Ferreira I, et al. Ethical considerations in industry-sponsored multiregional clinical trials. *Pharmaceutical statistics*. 2010;9(3):230-41.

Ii SS, Fitzgerald L, Morys-Carter MM, Davie NL, Barker R. Knowledge translation in tri-sectoral collaborations: An exploration of perceptions of academia, industry and healthcare collaborations in innovation adoption. *Health Policy*. 2018;122(2):175-83.

Iida K, Proctor RN. 'The industry must be inconspicuous': Japan Tobacco's corruption of science and health policy via the Smoking Research Foundation. *Tobacco Control*. 2018;27(E1):E3-E11.

Incomplete Conflict of Interest Disclosure. *JAMA oncology*. 2016;2(3):404.

Incomplete Conflict of Interest Disclosures. *JAMA internal medicine*. 2018;178(7):1003.

Incomplete Conflict of Interest Disclosures. *JAMA network open*. 2019;2(10):e1916040.

Incomplete Conflict of Interest Disclosures. *JAMA oncology*. 2019;5(4):579.

Incomplete Disclosure of Potential Conflicts of Interest. *JAMA surgery*. 2016;151(3):297.

Incomplete Reporting of Potential Conflicts of Interest. *Jama*. 2018;320(4):408.

Incomplete Reporting of Potential Conflicts of Interest. *Jama*. 2018;320(4):409.

Inconsistent Conflict of Interest Disclosure. *Jama*. 2018;320(24):2602.

Inconsistent Reporting of Potential Conflicts of Interest Disclosure. *JAMA cardiology*. 2019;4(1):84.

Inconsistent Reporting of Potential Conflicts of Interest Disclosure. *JAMA pediatrics*. 2019;173(1):107.

Incorrect Conflict of Interest Disclosure and Incorrect Author Affiliation. *JAMA internal medicine*. 2017;177(4):600.

Incorrect Conflicts of Interest Disclosures. *JAMA neurology*. 2017;74(7):873.

Incorrect Name in Conflict of Interest Disclosure. *Jama*. 2016;315(15):1661.

Industry-sponsored case-mix study moving ahead slowly, report expected in September. National report on subacute care. 1998;6(9):1-3.

Industry-sponsored research and consultation. *Journal of medical education*. 1978;53(7):610-1.

Ingre M, Nilsson G. Estimating statistical power, posterior probability and publication bias of psychological research using the observed replication rate. *Royal Society open science*. 2018;5(9):181190.

Ingre-Khans E, Agerstrand M, Beronius A, Ruden C. Toxicity studies used in registration, evaluation, authorisation and restriction of chemicals (REACH): How accurately are they reported? *Integrated Environmental Assessment and Management*. 2019;15(3):458-69.

Inoue K, Blumenthal DM, Elashoff D, Tsugawa Y. Association between physician characteristics and payments from industry in 2015-2017: observational study. *Bmj Open*. 2019;9(9).

Intemann K, de Melo-Martin I. Addressing problems in profit-driven research: how can feminist conceptions of objectivity help? *European Journal for Philosophy of Science*. 2014;4(2):135-51.

Intemann K, de Melo-Martin I. Feminist Values, Commercial Values, and the Bias Paradox in Biomedical Research. In: Amoretti MC, Vassallo N, editors. *Meta-Philosophical Reflection on Feminist Philosophies of Science*. Boston Studies in the Philosophy and History of Science. 3172016. p. 75-89.

International Women's Health Programme Committee SoOaGoC. SOGC Policy Statement: Conflict of interest. *Journal of obstetrics and gynaecology Canada : JOGC = Journal d'obstetrique et gynecologie du Canada : JOGC*. 2003;25(12):1044-5.

Ioannidis JPA, Trepanowski JF. Conflict of Interest in Nutrition Research-Reply. *Jama*. 2018;320(1):94-5.

Ioannidis JPA, Trikalinos TA. The appropriateness of asymmetry tests for publication bias in meta-analyses: a large survey. *CMAJ : Canadian Medical Association journal = journal de l'Association medicale canadienne*. 2007;176(8):1091-6.

Ioannidis JPA. An epidemic of false claims. Competition and conflicts of interest distort too many medical findings. *Scientific American*. 2011;304(6):16.

Ioannidis JPA. Evidence-based medicine has been hijacked: a report to David Sackett. *Journal of Clinical Epidemiology*. 2016;73:82-6.

Ioannidis JPA. Meta-research: Why research on research matters. *Plos Biology*. 2018;16(3).

Ioannidis JPA. Perfect study, poor evidence: Interpretation of biases preceding study design. *Seminars in Hematology*. 2008;45(3):160-6.

Ioannidis JPA. The Mass Production of Redundant, Misleading, and Conflicted Systematic Reviews and Meta-analyses. *Milbank Quarterly*. 2016;94(3):485-514.

Iqbal SA, Wallach JD, Khoury MJ, Schully SD, Ioannidis JPA. Reproducible Research Practices and Transparency across the Biomedical Literature. *Plos Biology*. 2016;14(1).

Iredale R. Patterns of spouse/fiance sponsorship to Australia. *Asian and Pacific migration journal : APMJ*. 1994;3(4):547-66.

Ireland R, Boyland E. Sports sponsorship and young people: good or bad for health? *BMJ paediatrics open*. 2019;3(1):e000446.

Irizarry Rovira AR, Foley GL, Clemo FA. Sponsor-CRO practices that facilitate the creation of a high-quality pathology report: a pharmaceutical sponsor's perspective. *Toxicologic pathology*. 2011;39(6):1013-6.

Irvin RS. The Role of Conflict of Interest in Reporting of Scientific Information. *Chest*. 2009;136(1):253-9.

Irwig MS, Kyinn M, Shefa MC. Financial Conflicts of Interest Among Authors of Endocrine Society Clinical Practice Guidelines. *The Journal of clinical endocrinology and metabolism*. 2018;103(12):4333-8.

Irwin B, Hirsch BR, Samsa GP, Abernethy AP. Conflict of Interest Disclosure in Off-Label Oncology Clinical Trials. *Journal of Oncology Practice*. 2012;8(5):298-302.

Irwin RS. Clinical trial registration promotes patient protection and benefit, advances the trust of everyone, and is required. *Chest*. 2007;131(3):639-41.

Irwin RS. The role of conflict of interest in reporting of scientific information. *Chest*. 2009;136(1):253-9.

Isaacs D, Kent A. Conflict of interest: editor's commentary. *Journal of paediatrics and child health*. 2013;49(10):874-5.

Isaacs D. Conflict of interest: no such thing as a free lunch. *Journal of paediatrics and child health*. 2011;47(10):679-80.

Isaacs D. Industry sponsorship of scientific meetings: peaks and troughs. *Journal of paediatrics and child health*. 2012;48(7):547.

Isabel E Stauffer Meritorious Service Award 2012/2013: Sponsored by Pharmaceutical Partners of Canada, A Company of the Fresenius Kabi Group: Marita Tonkin, RPh, BScPhm Hon, PharmD, ACPR. *The Canadian journal of hospital pharmacy*. 2013;66(2):139.

Ispas I. Conflict of interest from a Romanian geneticist's perspective. *Science and engineering ethics*. 2002;8(3):363-81.



Israel DA, McCabe M. Using disease-state management as the key to promoting employer sponsorship of medical nutrition therapy (continuing education credit). *Journal of the American Dietetic Association*. 1999;99(5):583-8; quiz 9-90.

Israfil-Bayli F. Disclosure of interest statements provide sufficient acknowledgement of industry funding of research: FOR: How transparent are we? Full disclosure of all interests are required for readers to make a judgement on published work. *BJOG : an international journal of obstetrics and gynaecology*. 2018;125(7):782.

Israilov S, Cho HJ. How Co-Creation Helped Address Hierarchy, Overwhelmed Patients, and Conflicts of Interest in Health Care Quality and Safety. *AMA journal of ethics*. 2017;19(11):1139-45.

Ives TJ, Dunn PF, Pathman DE. The nutritional content of pharmaceutical company sponsored promotions. *Family medicine*. 1990;22(5):338-9.

Jablonsky G. Physicians and the pharmaceutical industry. *CMAJ : Canadian Medical Association journal = journal de l'Association medicale canadienne*. 1992;147(10):1415.

Jack A. Bring me sunshine: EU drug companies make payments to doctors public. *BMJ (Clinical research ed)*. 2013;347:f4342.

Jackson D. Assessing the implications of publication bias for two popular estimates of between-study variance in meta-analysis. *Biometrics*. 2007;63(1):187-93.

Jackson D. Discussion on Quantifying publication bias in meta-analysis. *Biometrics*. 2018;74(3):795-6.

Jackson D. The implications of publication bias for meta-analysis' other parameter. *Statistics in medicine*. 2006;25(17):2911-21.

Jackson G. Conflict of interest: Full disclosure is essential. *International journal of clinical practice*. 2006;60(10):1147-8.

Jacmon H. Disclosure is Inadequate as a Solution to Managing Conflicts of Interest in Human Research. *Journal of Bioethical Inquiry*. 2018;15(1):71-80.

Jacob NT. Drug promotion practices: A review. *British Journal of Clinical Pharmacology*. 2018;84(8):1659-67.

Jacobs JJ, Galante JO, Mirza SK, Zdeblick T. Relationships with industry: Critical for new technology or an unnecessary evil? *Journal of Bone and Joint Surgery-American Volume*. 2006;88A(7):1650-63.

Jacobs WCH, Kruyt MC, Moojen WA, Verbout AJ, Oner FC. No evidence for intervention-dependent influence of methodological features on treatment effect. *Journal of Clinical Epidemiology*. 2013;66(12):1347-55.

Jacobsen S. The editorials of the Tidsskriftet--place for conflict of interest. *Tidsskrift for den Norske laegeforening : tidsskrift for praktisk medicin, ny raekke*. 2000;120(19):2331-2.

Jacomo A. Public Health Ethics and Conflict of Interests. *Acta medica portuguesa*. 2017;30(1):5-6.

Jafarey AM. Conflict of interest issues in informed consent for research on human subjects: a South Asian perspective. *Science and engineering ethics*. 2002;8(3):353-62.

Jagsi R, Sheets N, Jankovic A, Motomura AR, Amarnath S, Ubel PA. Frequency, Nature, Effects, and Correlates of Conflicts of Interest in Published Clinical Cancer Research. *Cancer*. 2009;115(12):2783-91.

Jagsi R. Conflicts of interest and the physician-patient relationship in the era of direct-to-patient advertising. *Journal of clinical oncology : official journal of the American Society of Clinical Oncology*. 2007;25(7):902-5.

Jaime NJA, Coordinador del Grupo de Trabajo de Bioetica de la sem FYC. Democratic governance of science and technology in biomedicine: from declaration of conflicts of interest to deliberation about conflicting interests. *Atencion primaria*. 2019;51(6):323-6.

Jain MM, Khatib SA, Sheno A. Questionnaire survey on sponsorship of Continuing Medical Education program by pharmaceutical companies. *Indian pediatrics*. 2000;37(2):190-2.

Jain S. Key aspects of physician and pharmaceutical industry relationships for trainees. *Academic psychiatry : the journal of the American Association of Directors of Psychiatric Residency Training and the Association for Academic Psychiatry*. 2010;34(2):98-101.

Jairam V, Yu JB, Aneja S, Wilson LD, Lloyd S. Differences in Funding Sources of Phase III Oncology Clinical Trials by Treatment Modality and Cancer Type. *American Journal of Clinical Oncology-Cancer Clinical Trials*. 2017;40(3):312-7.

Jairam V, Yu JB. Examination of Industry Payments to Radiation Oncologists in 2014 Using the Centers for Medicare and Medicaid Services Open Payments Database. *International Journal of Radiation Oncology Biology Physics*. 2016;94(1):19-26.

Jaklevic MC. Conflict resolution. More hospital and health system boards are shaking things up to deal with conflicts of interest. And their efforts are paying off. *Modern healthcare*. 2004;34(12):22-4.

Jaklevic MC. Too close for comfort? Appointment of Blues exec as head of board overseeing Iowa system resurrects questions about corporate conflicts of interest. *Modern healthcare*. 2004;34(18):6-7, 1.

Jakobsen AK, Christensen R, Persson R, Bartels EM, Kristensen LE. Open access publishing. And now, e-publication bias. *BMJ (Clinical research ed)*. 2010;340:c2243.

James A, Horton R, Collingridge D, McConnell J, Butcher J. The Lancet's policy on conflicts of interest - 2004. *Lancet*. 2004;363(9402):2-3.

James A, Horton R, Collingridge D, McConnell J, Butcher J. The Lancet's policy on conflicts of interest--2004. *Lancet (London, England)*. 2004;363(9402):2-3.

James JS. FDA publishes conflict of interest rules for clinical trials. Food and Drug Administration. AIDS treatment news. 1998(No 290):8.

James WD. Sponsorship of graduate medical education: one successful model. Archives of dermatology. 2007;143(9):1211-3.

Jancke G, Aljabery F, Gudjonsson S, Hosseini A, Sorenby A, Wiklund P, et al. Port-site Metastases After Robot-assisted Radical Cystectomy: Is There a Publication Bias? European urology. 2018;73(4):641-2.

Jancke G, Aljabery F, Gudjonsson S, Sorenby A, Liedberg F. Reply to Francesco Montorsi and Giorgio Gandaglia's Letter to the Editor re: Georg Jancke, Firas Aljabery, Sigurdur Gudjonsson, et al. Port-site Metastases After Robot-assisted Radical Cystectomy: Is There a Publication Bias? Eur Urol 2018;73:641-2. European urology. 2019;75(2):e32-e3.

Jandhyala R, Christopher S. Factors Influencing the Generation of Evidence from Simple Data Held in International Rare Disease Patient Registries. Pharmaceutical Medicine.

Jane B, Gibson K. Corporate sponsorship of physical activity promotion programmes: part of the solution or part of the problem? Journal of public health (Oxford, England). 2018;40(2):279-88.

Janero DR. Medications development for substance-use disorders: contextual influences (dis)incentivizing pharmaceutical-industry positioning. Expert opinion on drug discovery. 2014;9(11):1265-79.

Jang S, Chae YK, Haddad T, Majhail NS. Conflict of interest in economic analyses of aromatase inhibitors in breast cancer: a systematic review. Breast cancer research and treatment. 2010;121(2):273-9.

Jang S, Chae YK, Majhail NS. Financial conflicts of interest in economic analyses in oncology. American journal of clinical oncology. 2011;34(5):524-8.

Jang S, Chae YK, Majhail NS. Financial Conflicts of Interest in Economic Analyses in Oncology. American Journal of Clinical Oncology-Cancer Clinical Trials. 2011;34(5):524-8.

Janiaud P, Cristea IA, Ioannidis JPA. Industry-funded versus non-profit-funded critical care research: a meta-epidemiological overview. Intensive Care Medicine. 2018;44(10):1613-27.

Janney CF, Safavi KS, Schneider GJ, Jupiter DC, Panchbhavi VK. Disclosures Undisclosed. Journal of Bone and Joint Surgery-American Volume. 2019;101(11).

Jansen B. Modern medicine and biotechnology: an ethical conflict of interest? Science and engineering ethics. 2002;8(3):319-25.

Jansen BE. Does new biotechnology and medicine need another type of bioethical input or is it an ethical conflict of interest? Revista de derecho y genoma humano = Law and the human genome review. 2003(18):165-73.

Jansen LA, Sulmasy DP. Bioethics, conflicts of interest, & the limits of transparency. The Hastings Center report. 2003;33(4):40-3.

Janssen SJ, Bredenoord AL, Dhert W, de Kleuver M, Oner FC, Verlaan J-J. Potential conflicts of interest of editorial board members from five leading spine journals. *PLoS one*. 2015;10(6):e0127362.

Jantzen R, Rance B, Katsahian S, Burgun A, Looten V. The Need of an Open Data Quality Policy: The Case of the "Transparency - Health" Database in the Prevention of Conflict of Interest. *Studies in health technology and informatics*. 2018;247:611-5.

Jarhult B. Withheld conflict of interest should lead to suspension from publication in *Lakartidningen*. *Lakartidningen*. 2017;114.

Jarvis D. Disclosing drug companies payments should be compulsory, say top earners. *BMJ (Clinical research ed)*. 2016;354:i3716.

Jasso G, Rosenzweig MR. Sponsors, sponsorship rates and the immigration multiplier. *The International migration review*. 1989;23(4):856-88.

Jatoi A, Nguyen PL. Side effects and pharmaceutical company bias: adverse event reporting in cancer supportive and palliative care trials. *Expert Opinion on Investigational Drugs*. 2008;17(12):1787-90.

Javerfalk T. Conflicts of interest in connection with physicians' statements. *Lakartidningen*. 1996;93(9):766.

Jawaid SA, Jafary MH, Khan F, Hashmi SK. National Bioethics Committee Guidelines For Healthcare Professionals interaction with Pharma trade and industry. *Pakistan Journal of Medical Sciences*. 2010;26(3):503-9.

JCPP editorial conflicts of interest --2010. *Journal of child psychology and psychiatry, and allied disciplines*. 2010;51(2):219.

Jean-Jacques M. Conflict of interest and tropical medicine. *Medecine tropicale : revue du Corps de sante colonial*. 2011;71(5):420.

Jedrey CM, Chaurette KA, Winn LB. Pharmaceutical company sponsored disease management programs: an alternative for tax-exempt MCOs and hospitals. *Managed care quarterly*. 2002;10(3):11-5.

Jedrey CM, Chaurette KA, Winn LB. Pharmaceutical company-sponsored disease management programs. *Managed care quarterly*. 2002;10(1):56-60.

Jeeves CL, Drummond CWE, Reeves DS. Conflicts of interest/transparency declarations: new policy. *The Journal of antimicrobial chemotherapy*. 2005;56(4):609-10.

Jefferis JE. The pharmaceutical industry and academic medicine: opportunities for physician collaboration. *Circulation*. 1985;72(2 Pt 2):I21-4.

Jefferson AA, Pearson SD. Conflict of Interest in Seminal Hepatitis C Virus and Cholesterol Management Guidelines. *JAMA internal medicine*. 2017;177(3):352-7.

Jefferson AA, Pearson SD. Conflicts of Interest Reported in an Abbreviated Time Frame-Reply. *JAMA internal medicine*. 2017;177(7):1060.

Jefferson T, Di Pietrantonj C, Debalini MG, Rivetti A, Demicheli V. Relation of study quality, concordance, take home message, funding, and impact in studies of influenza vaccines: systematic review. *Bmj-British Medical Journal*. 2009;338.

Jelavic MM, Krstacic G, Perencevic A, Pintaric H. SEXUAL ACTIVITY IN PATIENTS WITH CARDIAC DISEASES. *Acta Clinica Croatica*. 2018;57(1):141-8.

Jelinek GA, Brown AFT. A stand against drug company advertising. *Emergency Medicine Australasia*. 2011;23(1):4-6.

Jelinek GA, Neate SL. THE INFLUENCE OF THE PHARMACEUTICAL INDUSTRY IN MEDICINE. *Journal of Law and Medicine*. 2009;17(2):216-23.

Jennings RG, Van Horn JD. Publication bias in neuroimaging research: implications for meta-analyses. *Neuroinformatics*. 2012;10(1):67-80.

Jennions MD, Moller AP. Publication bias in ecology and evolution: an empirical assessment using the 'trim and fill' method. *Biological reviews of the Cambridge Philosophical Society*. 2002;77(2):211-22.

Jeppesen K. Clarification regarding AFP's conflict of interest policy. *American family physician*. 2014;89(3):151-2.

Jeschke JM, Lokatis S, Bartram I, Tockner K. Knowledge in the dark: scientific challenges and ways forward. *Facets*. 2019;4:423-41.

Ji YD, Lahey ET, 3rd. Conflicts of Interest in Clinical Guidelines: Lack of Authors and Disclosures in the AAOMS White Papers. *Journal of oral and maxillofacial surgery : official journal of the American Association of Oral and Maxillofacial Surgeons*. 2018;76(9):1946-9.

Jia S, Brown D, Wall A, Kodner I, Keune JD. Industry-sponsored clinical trials: the problem of conflicts of interest. *Bulletin of the American College of Surgeons*. 2013;98(5):32-5.

Jimbo M, Granberg CF, Osumah TS, Bandari J, Cannon GM, Routh JC, et al. Discrepancies in Self-Reported and Actual Conflicts of Interest for Robotic Pediatric Urological Surgery. *The Journal of urology*. 2019;201(2):393-9.

Jin L, Hua F, Cao Q. Reporting quality of randomized controlled trial abstracts published in leading laser medicine journals: an assessment using the CONSORT for abstracts guidelines. *Lasers in Medical Science*. 2016;31(8):1583-90.

Jin Z-C, Wu C, Zhou X-H, He J. A modified regression method to test publication bias in meta-analyses with binary outcomes. *BMC medical research methodology*. 2014;14:132.

Jin Z-C, Zhou X-H, He J. Statistical methods for dealing with publication bias in meta-analysis. *Statistics in medicine*. 2015;34(2):343-60.

Jirillo A, Vascon F. New rules on conflict of interest: what has to be done in Europe? *Tumori*. 2010;96(1):180-1.

Jmir Editorial O. Expression of Editorial Concern, Correction of Conflict of Interest and Affiliation, and Data Corrections. *JMIR public health and surveillance*. 2018;4(2):e53.

Jmir Editorial O. Expression of Editorial Concern, Correction of Conflict of Interest and Affiliation. *JMIR research protocols*. 2018;7(5):e10469.

Jobson R, Gray A. Conflict of interest and regulatory authorities. *South African medical journal = Suid-Afrikaanse tydskrif vir geneeskunde*. 2015;105(3):164.

Joffe AR. Organ donation after circulatory determination of death: a decision with conflicts of interest? *Critical care medicine*. 2012;40(9):2718-9.

Johannes L. At Cigna, some patients found conflict of interest in system. *Wall Street journal (Eastern ed)*. 2004:A1, A4.

Johansen HK, Gotzsche PC. Problems in the design and reporting of trials of antifungal agents encountered during meta-analysis. *Jama-Journal of the American Medical Association*. 1999;282(18):1752-9.

Johansson M. Declaration of possible conflict of interest--is it reliable? *Ugeskrift for laeger*. 2006;168(9):925; author reply -8.

Johar K. An insider's perspective: defense of the pharmaceutical industry's marketing practices. *Albany law review*. 2012;76(1):299-334.

John GW. Hospital pharmacy sponsors poison education program. *American journal of hospital pharmacy*. 1977;34(7):674, 7.

John LK, Loewenstein G, Marder A, Callaham ML. Effect of revealing authors' conflicts of interests in peer review: randomized controlled trial. *BMJ (Clinical research ed)*. 2019;367:15896.

John LK, Loewenstein G, Marder A, Callaham ML. Effect of revealing authors' conflicts of interests in peer review: randomized controlled trial. *Bmj-British Medical Journal*. 2019;367.

John-Baptiste A, Bell C. Industry sponsored bias in cost effectiveness analyses. *BMJ (Clinical research ed)*. 2010;341:c5350.

Johns MME, Barnes M, Florencio PS. Restoring balance to industry-academia relationships in an era of institutional financial conflicts of interest - Promoting research while maintaining trust. *Jama-Journal of the American Medical Association*. 2003;289(6):741-6.

Johns MME, Barnes M, Florencio PS. Restoring balance to industry-academia relationships in an era of institutional financial conflicts of interest: promoting research while maintaining trust. *Jama*. 2003;289(6):741-6.

Johnson AJ, Rogers WA. Conflict of interest guidelines for clinical guidelines. *The Medical journal of Australia*. 2012;196(4):244-5; author reply 5.

Johnson C. Conflict of interest in scientific publications: a historical review and update. *Journal of manipulative and physiological therapeutics*. 2010;33(2):81-6.

Johnson DH. Financial disclosure, industry sponsorship, and integrity in cancer research reporting. *Journal of clinical oncology : official journal of the American Society of Clinical Oncology*. 2013;31(18):2243-5.

Johnson J, Hutchison K. They Know How to Work It, That's Their Focus in Life: The Complex Role of Industry Representatives in Surgical Innovation. *Journal of Empirical Research on Human Research Ethics*. 2018;13(5):461-74.

Johnson J, Rogers W. Joint issues--conflicts of interest, the ASR hip and suggestions for managing surgical conflicts of interest. *BMC medical ethics*. 2014;15:63.

Johnson JT. Conflicts of interest in medical publishing. *The Laryngoscope*. 2004;114(10):1685.

Johnson LJ. Conflict of interest? *Medical economics*. 2004;81(1):100.

Johnson RA, Rid A, Emanuel E, Wendler D. Risks of phase I research with healthy participants: A systematic review. *Clinical Trials*. 2016;13(2):149-60.

Johnson RG. Physician education and the pharmaceutical industry. *Chest*. 2001;119(4):995-6.

Johnson RS. Conflict of interest issue heats up. *FASEB journal : official publication of the Federation of American Societies for Experimental Biology*. 1989;3(9):2005-6.

Johnson RT, Dickersin K. Publication bias against negative results from clinical trials: three of the seven deadly sins. *Nature clinical practice Neurology*. 2007;3(11):590-1.

Johnsrud M, Lawson KA, Shepherd MD. Comparison of mail-order with community pharmacy in plan sponsor cost and member cost in two large pharmacy benefit plans. *Journal of managed care pharmacy : JMCP*. 2007;13(2):122-34.

Johnsson J. Avoiding trustee conflict of interest. *Trustee : the journal for hospital governing boards*. 1991;44(9):22-3.

Johnsson J. Pricing: avoiding trustee conflict of interest. *Hospitals*. 1991;65(13):86.

Johnston KL, Go RS. Financial conflicts of interest among ASCO annual meeting abstract authors, speakers, and planners. *Journal of the National Cancer Institute*. 2007;99(18):1415-6.

Johnston KW, Hertzner NR, Rutherford RB, Smith RB, 3rd, Yao JS. Joint Council guidelines for disclosure of conflict of interest. *Journal of vascular surgery*. 2000;32(1):213-5.

Johnston KW, Rutherford RB. Disclosure of competition of interest. *Journal of Vascular Surgery*. 1999;30(1):200-1.

Johnstone C. Conflict of interest in medical journals. *Australian prescriber*. 2015;38(3):79-81.

Joint sponsorship saves two-year program for certified registered nurse anesthetists. *Hospitals*. 1982;56(13):45.

Jones CW, Handler L, Crowell KE, Keil LG, Weaver MA, Platts-Mills TF. Non-publication of large randomized clinical trials: cross sectional analysis. *Bmj-British Medical Journal*. 2013;347.

Jones CW, Misemer BS, Platts-Mills TF, Ahn R, Woodbridge A, Abraham A, et al. Primary outcome switching among drug trials with and without principal investigator financial ties to industry: a cross-sectional study. *Bmj Open*. 2018;8(2).

Jones CW, Misemer BS, Platts-Mills TF, Ahn R, Woodbridge A, Abraham A, et al. Primary outcome switching among drug trials with and without principal investigator financial ties to industry: a cross-sectional study. *BMJ open*. 2018;8(2):e019831.

Jones DJ, Barkun AN, Lu Y, Enns R, Sinclair P, Martel M, et al. Conflicts of interest ethics: silencing expertise in the development of international clinical practice guidelines. *Annals of internal medicine*. 2012;156(11):809-16, W-283.

Jones DJ. Conflict of interest in human research ethics. *NCBHR communique = Communiqué CNBRH*. 1995;6(2):5-10.

Jones JW, McCullough LB, Richman BW. An impaired surgeon, a conflict of interest, and supervisory responsibilities. *Surgery*. 2004;135(4):449-51.

Jones JW, McCullough LB. Intentional over-treatment: the unmentionable conflict-of-interest. *Journal of vascular surgery*. 2007;46(3):605-7.

Jones JW, McCullough LB. Surgeon-industry relationships: ethically responsible management of conflicts of interest. *Journal of vascular surgery*. 2002;35(4):825-6.

Jones PM. In reply: A two-stage review process for randomized controlled trials: the ultimate solution for publication bias? *Canadian journal of anaesthesia = Journal canadien d'anesthésie*. 2016;63(12):1383.

Jones PM. Publication bias in the anesthesiology literature: shifting the focus from the "positive" to the "truth". *Canadian journal of anaesthesia = Journal canadien d'anesthésie*. 2016;63(6):658-63.

Jones R, Younie S, Macallister A, Thornton J. A comparison of the scientific quality of publicly and privately funded randomized controlled drug trials. *Journal of Evaluation in Clinical Practice*. 2010;16(6):1322-5.

Joober R, Schmitz N, Annable L, Boksa P. Publication bias: what are the challenges and can they be overcome? *Journal of psychiatry & neuroscience : JPN*. 2012;37(3):149-52.

Jordan KA. Financial conflicts of interest in human subjects research: proposals for a more effective regulatory scheme. *Washington and Lee law review*. 2003;60(1):15-109.

Jordan S, Gray P. Reporting Ethics Committee Approval in Public Administration Research. *Science and Engineering Ethics*. 2014;20(1):77-97.



Jorgensen AW, Hilden J, Gotzsche PC. Cochrane reviews compared with industry supported meta-analyses and other meta-analyses of the same drugs: systematic review. *Bmj-British Medical Journal*. 2006;333(7572):782-5.

Jorgensen AW, Jorgensen KJ, Gotzsche PC. Unbalanced reporting of benefits and harms in abstracts on rofecoxib. *European Journal of Clinical Pharmacology*. 2010;66(4):341-7.

Jorgensen AW, Maric KL, Tendal B, Faurschou A, Gotzsche PC. Industry-supported meta-analyses compared with meta-analyses with non-profit or no support: Differences in methodological quality and conclusions. *Bmc Medical Research Methodology*. 2008;8.

Josefson D. US journal embroiled in another conflict of interest scandal. *BMJ (Clinical research ed)*. 1998;316(7127):251.

Joshi SG, Kathe VJ, Naik SS. Child sponsorship programme to prevent debilitation. *Indian journal of leprosy*. 1992;64(3):395-6.

Journal of Neurosurgery Publishing G. Policy on conflict of interest. *Journal of neurosurgery Pediatrics*. 2008;1(1):110-1.

Journal of Neurosurgery Publishing G. Policy on Conflict of Interest. *Journal of neurosurgery*. 2008;108(1):1-2.

Judson TJ, Dhruva SS, Redberg RF. Evaluation of technologies approved for supplemental payments in the United States. *Bmj-British Medical Journal*. 2019;365.

Jukola S. Longino's Theory of Objectivity and Commercialized Research. In: Wagenknecht S, Nersessian NJ, Andersen H, editors. *Empirical Philosophy of Science: Introducing Qualitative Methods into Philosophy of Science*. Studies in Applied Philosophy Epistemology and Rational Ethics. 212015. p. 127-43.

Jukola S. Meta-Analysis, Ideals of Objectivity, and the Reliability of Medical Knowledge. *Science and Technology Studies*. 2015;28(3):101-21.

Jukola S. On ideals of objectivity, judgments, and bias in medical research - A comment on Stegenga. *Studies in History and Philosophy of Science Part C-Studies in History and Philosophy of Biological and Biomedical Sciences*. 2017;62:35-41.

Jukola S. The Commercialization of Research and the Quest for the Objectivity of Science. *Foundations of Science*. 2016;21(1):89-103.

Julious SA, Pyke S, Hughes S. Best practice for statisticians in industry sponsored trials. *BMJ (Clinical research ed)*. 2011;342:d1636.

Jung BC. Conflicts of interest, authorship, and disclosures in industry-related scientific publications. *Mayo Clinic proceedings*. 2010;85(2):199; author reply 201-4.

Jurgus M, Welsh TJ. PI and vet: potential conflict of interest? Definite potential for conflict of interest. *Lab animal*. 2004;33(9):22.

Jurkiewicz CL, Thompson CR. Conflict of interest: organizational vs. executive ethics in health care. *Journal of health and human services administration*. 2000;23(1):100-24.

Justin RG. Medicine as business and patient welfare: Thomas Mann dissects the conflict of interest. *Literature and medicine*. 1988;7:138-47.

Jutel A, Menkes DB. "But Doctors do it ... ": Nurses' Views of Gifts and Information from the Pharmaceutical Industry. *Annals of Pharmacotherapy*. 2009;43(6):1057-63.

Jutel A, Menkes DB. Soft targets: Nurses and the pharmaceutical industry. *Plos Medicine*. 2008;5(2):193-8.

Kachuck NJ. Managing conflicts of interest and commitment: academic medicine and the physician's progress. *Journal of medical ethics*. 2011;37(1):2-5.

Kachuck NJ. Reframing the conflicts of interest debacle: academic medicine, the healing alliance and the physician's moral imperative. *Journal of medical ethics*. 2009;35(9):526-7.

Kadar N. Laparoscopic surgery: publication bias and its perils. *American journal of obstetrics and gynecology*. 1995;172(5):1636-7.

Kaestner V, Brown A, Tao D, Prasad V. Conflicts of interest in Twitter. *The Lancet Haematology*. 2017;4(9):e408-e9.

Kaestner V, Edmiston JB, Prasad V. The relation between publication rate and financial conflict of interest among physician authors of high-impact oncology publications: an observational study. *CMAJ open*. 2018;6(1):E57-E62.

Kaestner V, Prasad V. Financial conflicts of interest among editorialists in high-impact journals. *Blood cancer journal*. 2017;7(9):e611.

Kahn A, Jr. "Conflicts of interest". *The Journal of the Arkansas Medical Society*. 1963;59:356-7.

Kahn JM, Goitein L. Pharmaceutical industry sponsorship of journal supplements. *Chest*. 2006;129(5):1387; author reply -8.

Kahn JP. Lessons in conflict of interest: the construction of the martyrdom of David Healy and the dilemma of bioethics. *The American journal of bioethics : AJOB*. 2005;5(3):W13; author reply W4-5.

Kahn NB, Jr., Pugno PA, Brown TC. Transferring hospital sponsorship of a family practice residency: financial implications. *Family medicine*. 1991;23(8):620-3.

Kahnert S, Demjen T, Tountas Y, Trofor A, Przewozniak K, Zatonski WA, et al. Extent and correlates of self-reported exposure to tobacco advertising, promotion, and sponsorship in smokers: Findings from the EUREST-PLUS ITC Europe Surveys. *Tobacco induced diseases*. 2018;16(Suppl 2).

Kaiser J. Biomedical research. Feeling the heat, NIH tightens conflict-of-interest rules. *Science (New York, NY)*. 2004;305(5680):25-6.

Kaiser J. Clinical trials. Proposed rules aim to curb financial conflicts of interest. *Science* (New York, NY). 2002;295(5553):246-7.

Kaiser J. Conflict of interest. Forty-four researchers broke NIH consulting rules. *Science* (New York, NY). 2005;309(5734):546.

Kaiser J. Conflict of interest. NIH chief clamps down on consulting and stock ownership. *Science* (New York, NY). 2005;307(5711):824-5.

Kaiser J. Conflict of interest. NIH proposes temporary ban on paid consulting. *Science* (New York, NY). 2004;306(5693):27.

Kaiser J. Conflict of interest. NIH rules rile scientists, survey finds. *Science* (New York, NY). 2006;314(5800):740.

Kaiser J. Conflict of interest. Scientists, societies blast NIH ethics rules. *Science* (New York, NY). 2005;308(5719):175-7.

Kaiser J. Conflict of interest. Stung by controversy, biomedical groups urge consistent guidelines. *Science* (New York, NY). 2007;317(5837):441.

Kaiser J. Conflict of interest. Varmus backs some limits on NIH's consulting policy. *Science* (New York, NY). 2004;303(5665):1749.

Kaiser J. Conflict-of-interest policy. NIH rules make some pack, others plead. *Science* (New York, NY). 2005;307(5716):1703.

Kaiser J. Conflicts of interest. Cardiologists come under the glare of a Senate inquiry. *Science* (New York, NY). 2008;322(5901):513.

Kaiser J. Conflicts of interest. IOM panel backs public disclosure of drug company payments. *Science* (New York, NY). 2009;324(5927):579.

Kaiser J. Conflicts of interest. NIH scientists raise fuss about scope of new rules. *Science* (New York, NY). 2005;307(5714):1390.

Kaiser J. Conflicts of interest. Report suggests NIH weigh consulting ban. *Science* (New York, NY). 2004;305(5687):1090.

Kakuk P, Domjan A. Healthcare financing and conflict of interests in Hungary: the system of irregular payments and its challenges to the integrity of healthcare ethics. *Cambridge quarterly of healthcare ethics : CQ : the international journal of healthcare ethics committees*. 2013;22(3):263-70.

Kakuk P. Publication ethics: regulation of financial conflicts of interests in medical journals. *Leges artis medicinae : új magyar orvosi hirmondo*. 2011;21(1):65-71.

Kalfoglou AL, Geller G. Navigating conflict of interest in oocyte donation: an analysis of donors' experiences. *Women's health issues : official publication of the Jacobs Institute of Women's Health*. 2000;10(5):226-39.

Kalfoglou AL. Navigating conflict of interest in oocyte donation. *The American journal of bioethics : AJOB*. 2001;1(4):W1.

Kaliski S. Conflict of interest: the elephant in your practice. *African journal of psychiatry*. 2013;16(3):161, 3, 5.

Kalman C. Sponsorship, authorship, and accountability. *Lancet (London, England)*. 2002;359(9303):351-2.

Kamerow D. NIH updates its conflict of interest guidelines. *BMJ (Clinical research ed)*. 2011;343:d5493.

Kamien M. Confronting conflict of interest in research organisations: time for national action. *The Medical journal of Australia*. 2002;176(5):243.

Kamp JF. Let's get real about conflicts of interest in medicine. *Medscape journal of medicine*. 2008;10(6):134.

Kanaan Z, Galandiuk S, Abby M, Shannon KV, Dajani D, Hicks N, et al. The Value of Lesser-Impact-Factor Surgical Journals As a Source of Negative and Inconclusive Outcomes Reporting. *Annals of Surgery*. 2011;253(3):619-23.

Kang BH, Moon JY, Chang Y, Koo YM, Koh Y. Current Levels of Conflict of Interest Disclosure in Medical Publications from Korea. *Journal of Korean Medical Science*. 2013;28(7):978-82.

Kang BH, Moon JY, Chang Y, Koo Y-M, Koh Y. Current levels of conflict of interest disclosure in medical publications from Korea. *Journal of Korean medical science*. 2013;28(7):978-82.

Kanter GP, Pauly MV. Coordination of Care or Conflict of Interest? Exempting ACOs from the Stark Law. *The New England journal of medicine*. 2019;380(5):410-1.

Kapp MB. Conflicts of interest in long-term care. *Journal of ethics, law, and aging*. 1998;4(2):67-8.

Kapp MB. Ethical issues in the relationship between American physicians and drug companies. *The International journal of risk & safety in medicine*. 1992;3(2):73-9.

Kaptein M. The appearance standard: Criteria and remedies for when a mere appearance of unethical behavior is morally unacceptable. *Business Ethics-a European Review*. 2019;28(1):99-111.

Karaki H. Conflict of interest and misconduct in science. *Nihon yakurigaku zasshi Folia pharmacologica Japonica*. 2007;130(4):275-80.

Karanges EA, Grundy Q, Bero L. Understanding the Nature and Extent of Pharmaceutical Industry Payments to Nonphysician Clinicians. *JAMA internal medicine*. 2019.

Karp NS. Discussion: Conflict of Interest at Plastic Surgery Conferences: Is It Significant? *Plastic and reconstructive surgery*. 2019;144(2):314e-5e.

- Karpagam S, Premdas E, Vasana A, Dabade G, Kilaru A, Bheemappa O. Failure to disclose a conflict of interest in a World Report. *Lancet* (London, England). 2012;379(9822):1195-6; author reply 6; discussion 6.
- Karsenty G, Bastide C, Guy L, Bruyeres F. Conflicts of interest. *Progres en urologie : journal de l'Association francaise d'urologie et de la Societe francaise d'urologie*. 2013;23(15):1218-23.
- Kasenda B, von Elm E, You JJ, Blumle A, Tomonaga Y, Saccilotto R, et al. Agreements between Industry and Academia on Publication Rights: A Retrospective Study of Protocols and Publications of Randomized Clinical Trials. *Plos Medicine*. 2016;13(6).
- Kassab P. Editorial: The physician and the pharmaceutical industry. *AMB : revista da Associacao Medica Brasileira*. 1975;21(1):1-6.
- Kassirer JP, Angell M. Financial conflicts of interest in biomedical research. *The New England journal of medicine*. 1993;329(8):570-1.
- Kassirer JP. Financial conflict of interest: An unresolved ethical frontier. *American Journal of Law & Medicine*. 2001;27(2-3):149-62.
- Kassirer JP. Tackling conflicts of interest. What the New England Journal of Medicine did. *BMJ (Clinical research ed)*. 2011;343:d5665.
- Katan MB. Does industry sponsorship undermine the integrity of nutrition research? *PLoS medicine*. 2007;4(1):e6.
- Katayama N. Japanese Society of Hematology conflict of interest management in medical research. [Rinsho ketsueki] *The Japanese journal of clinical hematology*. 2018;59(10):2390-5.
- Katellaris A. Managing conflicts of interest: who, and how? *The Medical journal of Australia*. 2012;196(7):427.
- Kattelman K. Nutrition Education Programming and Sponsorship: Transparency to Donor and Members. *Journal of nutrition education and behavior*. 2015;47(4):291.
- Kattimani S, Menon V, Shrivastava MK. Is semen loss syndrome a psychological or physical illness? A case for conflict of interest. *Indian journal of psychological medicine*. 2013;35(4):420-2.
- Kaufman JL. Publication bias and the editorial process. *Jama*. 1992;267(21):2891; author reply - 2.
- Kaufman SR. Bias and sponsored research. *Ophthalmology*. 2008;115(2):412-3.
- Kaufman SR. Drugs, Doctors, Profits, and Conflicts of Interest-Avastin versus Lucentis. *The virtual mentor : VM*. 2010;12(12):955-8.
- Kaufmann R. Information advantage or conflicts of interest? *Deutsches Arzteblatt international*. 2014;111(3):36.

Kaur S, Balan S. Towards a balanced approach to identifying conflicts of interest faced by institutional review boards. *Theoretical Medicine and Bioethics*. 2015;36(5):341-61.

Kaushansky K. Removing the cloud from industry-sponsored, multicentered clinical trials. *Blood*. 2001;98(7):2001.

Kawachi I, Colditz GA. Invited commentary: confounding, measurement error, and publication bias in studies of passive smoking. *American journal of epidemiology*. 1996;144(10):909-15.

Kearns CE, Apollonio D, Glantz SA. Sugar industry sponsorship of germ-free rodent studies linking sucrose to hyperlipidemia and cancer: An historical analysis of internal documents. *Plos Biology*. 2017;15(11).

Kearns CE, Apollonio D, Glantz SA. Sugar industry sponsorship of germ-free rodent studies linking sucrose to hyperlipidemia and cancer: An historical analysis of internal documents. *PLoS biology*. 2017;15(11):e2003460.

Kearns CE, Bero LA. Conflicts of interest between the sugary food and beverage industry and dental research organisations: time for reform. *Lancet (London, England)*. 2019;394(10194):194-6.

Kearns CE, Bero LA. Conflicts of interest between the sugary food and beverage industry and dental research organisations: time for reform. *Lancet*. 2019;394(10194):194-6.

Keet K. Addressing publication bias in the anatomical literature by reporting zero prevalence of bicuspid aortic valve. *Clinical anatomy (New York, NY)*. 2018;31(8):1225-6.

Keim B. Canceled conference puts conflicts of interest under scrutiny. *Nature medicine*. 2007;13(3):230.

Keller F, Marczewski K, Pavlovic D. The relationship between the physician and pharmaceutical industry: background ethics and regulation proposals. *Croatian medical journal*. 2016;57(4):398-401.

Kelly AR. Conflicts of interest, authorship, and disclosures in industry-related scientific publications. *Mayo Clinic proceedings*. 2010;85(2):200-1.

Kelly B, Bauman AE, Baur LA. Population estimates of Australian children's exposure to food and beverage sponsorship of sports clubs. *Journal of science and medicine in sport*. 2014;17(4):394-8.

Kelly B, Baur LA, Bauman AE, King L, Chapman K, Smith BJ. "Food company sponsors are kind, generous and cool": (mis)conceptions of junior sports players. *The international journal of behavioral nutrition and physical activity*. 2011;8:95.

Kelly B, Baur LA, Bauman AE, King L, Chapman K, Smith BJ. Food and drink sponsorship of children's sport in Australia: who pays? *Health promotion international*. 2011;26(2):188-95.

- Kelly B, Baur LA, Bauman AE, King L, Chapman K, Smith BJ. Restricting unhealthy food sponsorship: attitudes of the sporting community. *Health policy (Amsterdam, Netherlands)*. 2012;104(3):288-95.
- Kelly B, Baur LA, Bauman AE, King L, Chapman K, Smith BJ. Views of children and parents on limiting unhealthy food, drink and alcohol sponsorship of elite and children's sports. *Public health nutrition*. 2013;16(1):130-5.
- Kelly B, Baur LA, Bauman AE, King L. Tobacco and alcohol sponsorship of sporting events provide insights about how food and beverage sponsorship may affect children's health. *Health promotion journal of Australia : official journal of Australian Association of Health Promotion Professionals*. 2011;22(2):91-6.
- Kelly B, Baur LA, Bauman AE, Smith BJ, Saleh S, King LA, et al. Role modelling unhealthy behaviours: food and drink sponsorship of peak sporting organisations. *Health promotion journal of Australia : official journal of Australian Association of Health Promotion Professionals*. 2011;22(1):72-5.
- Kelly M, Mowson M. Journey into sponsorship's future. Trinity Health's public juridic person develops a formation program for prospective members. *Health progress (Saint Louis, Mo)*. 2005;86(2):50-3.
- Kelly RE, Cohen LJ, Semple RJ, Bialer P, Lau A, Bodenheimer A, et al. Relationship between drug company funding and outcomes of clinical psychiatric research. *Psychological Medicine*. 2006;36(11):1647-56.
- Kelly RE, Jr., Cohen LJ, Semple RJ, Bialer P, Lau A, Bodenheimer A, et al. Relationship between drug company funding and outcomes of clinical psychiatric research. *Psychological medicine*. 2006;36(11):1647-56.
- Kelly T. Conflicts about Conflict of Interest. *Cambridge quarterly of healthcare ethics : CQ : the international journal of healthcare ethics committees*. 2016;25(3):526-35.
- Kemelmajer De Carlucci A. Conflict of interest and bioethics. *Journal international de bioethique = International journal of bioethics*. 2014;25(2):51-77, 171.
- Kemp MW, Newnham JP, Chapman E. The biomedical doctorate in the contemporary university: education or training and why it matters. *Higher Education*. 2012;63(5):631-44.
- Kemparaj VM, Panchma GS, Kadalur UG. The Top 10 Ethical Challenges in Dental Practice in Indian Scenario: Dentist Perspective. *Contemporary Clinical Dentistry*. 2018;9(1):97-104.
- Kempen PM. Corporate interests necessitate conflict of interest declarations by all authors. *Anesthesiology*. 2014;121(2):431-2.
- Kempen PM. Insuring clear declaration of corporate conflicts of interest in all medical journals: the highest priority. *Journal of clinical anesthesia*. 2015;27(5):434-5.

Kendall T, Glover N, Taylor C, Pilling S. Quality, bias and service user experience in healthcare: 10 years of mental health guidelines at the UK National Collaborating Centre for Mental Health. *International Review of Psychiatry*. 2011;23(4):342-51.

Kennedy GE, Bero LA. Print media coverage of research on passive smoking. *Tobacco Control*. 1999;8(3):254-60.

Kenny C, Crail M. Commercial sponsorship. New rules say any gift over 25 Pounds must be declared. *Nursing times*. 2000;96(48):5.

Keranen T, Ylitalo P. Publication bias in the clinical drug research. *Duodecim; laaketieteellinen aikakauskirja*. 1999;115(17):1828-32.

Kern DG, Blumsohn A, Poses RM. How physicians interpret research funding disclosures. *The New England journal of medicine*. 2012;367(24):2359; author reply 60.

Kern JK, Geier DA, Deth RC, Sykes LK, Hooker BS, Love JM, et al. **RETRACTED: Systematic Assessment of Research on Autism Spectrum Disorder (ASD) and Mercury Reveals Conflicts of Interest and the Need for Transparency in Autism Research.** *Science and engineering ethics*. 2017;23(6):1691-718.

Kern JK, Geier DA, Deth RC, Sykes LK, Hooker BS, Love JM, et al. **RETRACTION: RETRACTED ARTICLE: Systematic Assessment of Research on Autism Spectrum Disorder and Mercury Reveals Conflicts of Interest and the Need for Transparency in Autism Research.** *Science and engineering ethics*. 2017;23(6):1689-90.

Kerr D, Elzawawy A. Targeted therapies: Manufacturer sponsorship bias in economic analyses matters. *Nature reviews Clinical oncology*. 2012;9(6):309-10.

Kerridge I, Maguire J, Newby D, McNeill PM, Henry D, Hill S, et al. Cooperative partnerships or conflict-of-interest? A national survey of interaction between the pharmaceutical industry and medical organizations. *Internal medicine journal*. 2005;35(4):206-10.

Kerridge I. Ethics and EBM: acknowledging bias, accepting difference and embracing politics. *Journal of Evaluation in Clinical Practice*. 2010;16(2):365-73.

Kerridge I. 'Interests' in medicine and the inadequacy of disclosure. *Australian and New Zealand Journal of Psychiatry*. 2012;46(6):501-3.

Kerwin R. The House of Commons Health Committee: 'The Influence of the Pharmaceutical Industry'. Too much too late? *Journal of psychopharmacology (Oxford, England)*. 2007;21(2):131-3.

Kesselheim AS, Lee JL, Avorn J, Servi A, Shrank WH, Choudhry NK. Conflict of interest in oncology publications A Survey of Disclosure Policies and Statements. *Cancer*. 2012;118(1):188-95.



Kesselheim AS, Lee JL, Avorn J, Servi A, Shrank WH, Choudhry NK. Conflict of interest in oncology publications: a survey of disclosure policies and statements. *Cancer*. 2012;118(1):188-95.

Kesselheim AS, Maisel WH. Managing financial and nonfinancial conflicts of interest in healthcare delivery. *American journal of therapeutics*. 2010;17(4):440-3.

Kesselheim AS, Mello MM, Studdert DM. Strategies and Practices in Off-Label Marketing of Pharmaceuticals: A Retrospective Analysis of Whistleblower Complaints. *Plos Medicine*. 2011;8(4).

Kesselheim AS, Orentlicher D. INTRODUCTION: Insights from a National Conference: "Conflicts of Interest in the Practice of Medicine". *Journal of Law Medicine & Ethics*. 2012;40(3):436-40.

Kesselheim AS, Orentlicher D. Introduction: insights from a National Conference: "conflicts of interest in the practice of medicine". *The Journal of law, medicine & ethics : a journal of the American Society of Law, Medicine & Ethics*. 2012;40(3):436-40.

Kesselheim AS, Robertson CT, Myers JA, Rose SL, Gillet V, Ross KM, et al. A Randomized Study of How Physicians Interpret Research Funding Disclosures. *New England Journal of Medicine*. 2012;367(12):1119-27.

Kesselheim AS, Robertson CT, Myers JA, Rose SL, Gillet V, Ross KM, et al. A randomized study of how physicians interpret research funding disclosures. *The New England journal of medicine*. 2012;367(12):1119-27.

Kesselheim AS, Wang B, Studdert DM, Avorn J. Conflict of Interest Reporting by Authors Involved in Promotion of Off-Label Drug Use: An Analysis of Journal Disclosures. *Plos Medicine*. 2012;9(8).

Kesselheim AS, Wang B, Studdert DM, Avorn J. Conflict of interest reporting by authors involved in promotion of off-label drug use: an analysis of journal disclosures. *PLoS medicine*. 2012;9(8):e1001280.

Kessler HB, Rimer BK, Devine PJ, Gatenby RA, Engstrom PF. Corporate-sponsored breast cancer screening at the work site: results of a statewide program. *Radiology*. 1991;179(1):107-10.

Kestle JRW. Editorial: industry-sponsored research. *Journal of neurosurgery*. 2015;122(1):136-8.

Keune JD, Vig S, Hall BL, Matthews BD, Klingensmith ME. Taking disclosure seriously: disclosing financial conflicts of interest at the American College of Surgeons. *Journal of the American College of Surgeons*. 2011;212(2):215-24.

Kevat DAS, Williams MJ, Loff B. Conflict of interest guidelines for clinical guidelines. Comment. *The Medical journal of Australia*. 2012;196(7):442.

Key opinion leaders: used as a marketing tool by drug companies. *Prescrire international*. 2012;21(128):163-5.

Khalil B, Aung K, Mansi IA. Reporting potential conflicts of interest among authors of professional medical societies' guidelines. *Southern medical journal*. 2012;105(8):411-5.

Khamis AM, Bou-Karroum L, Hakoum MB, Al-Gibbawi M, Habib JR, El-Jardali F, et al. The reporting of funding in health policy and systems research: a cross-sectional study. *Health Research Policy and Systems*. 2018;16.

Khamis AM, Hakoum MB, Bou-Karroum L, Habib JR, Ali A, Guyatt G, et al. Requirements of health policy and services journals for authors to disclose financial and non-financial conflicts of interest: a cross-sectional study. *Health research policy and systems*. 2017;15(1):80.

Khan KM, Stovitz SD, Pluim B, Cook JL, Bahr R, Arendt EA, et al. Addressing conflicts of interest and clouding of objectivity: BJSM's "peer review: fair review" section. *British journal of sports medicine*. 2008;42(2):79.

Khan MS, Lateef N, Siddiqi TJ, Rehman KA, Alnaimat S, Khan SU, et al. Level and Prevalence of Spin in Published Cardiovascular Randomized Clinical Trial Reports With Statistically Nonsignificant Primary Outcomes A Systematic Review. *Jama Network Open*. 2019;2(5).

Khan MS, Siddiqi TJ, Fatima K, Riaz H, Khosa F, Manning WJ, et al. Evaluation of Industrial Compensation to Cardiologists in 2015. *American Journal of Cardiology*. 2017;120(12):2294-8.

Khan NA, Lombeida JI, Singh M, Spencer HJ, Torralba KD. Association of industry funding with the outcome and quality of randomized controlled trials of drug therapy for rheumatoid arthritis. *Arthritis and Rheumatism*. 2012;64(7):2059-67.

Khan NA, Nguyen CL, Khawar T, Spencer H, Torralba KD. Association of author's financial conflict of interest with characteristics and outcome of rheumatoid arthritis randomized controlled trials. *Rheumatology (Oxford, England)*. 2019;58(5):776-85.

Khan NA, Nguyen CL, Khawar T, Spencer H, Torralba KD. Association of author's financial conflict of interest with characteristics and outcome of rheumatoid arthritis randomized controlled trials. *Rheumatology*. 2019;58(5):776-85.

Khan NR, Saad H, Oravec CS, Rossi N, Nguyen V, Venable GT, et al. A Review of Industry Funding in Randomized Controlled Trials Published in the Neurosurgical Literature-The Elephant in the Room. *Neurosurgery*. 2018;83(5):890-7.

Khan R, Scaffidi MA, Grover SC. From the American College of Chest Physicians: Guidelines on Conflict-of-Interest Management-Reply. *JAMA internal medicine*. 2019;179(4):595-6.

Khan R, Scaffidi MA, Rumman A, Grindal AW, Plener IS, Grover SC. Prevalence of Financial Conflicts of Interest Among Authors of Clinical Guidelines Related to High-Revenue Medications. *JAMA internal medicine*. 2018;178(12):1712-5.

Khandpur S, Pahwa P. Conflict of interest. *Indian journal of dermatology, venereology and leprology*. 2009;75(3):225-8.

Khurana G, Henderson S, Walter G, Martin A. Conflict of interest and disclosure policies in psychiatry and medicine: a comparative study of peer-reviewed journals. *Academic psychiatry : the journal of the American Association of Directors of Psychiatric Residency Training and the Association for Academic Psychiatry*. 2012;36(1):17-22.

Khurana G, Henderson S, Walter G, Martin A. Conflict of Interest and Disclosure Policies in Psychiatry and Medicine: A Comparative Study of Peer-Reviewed Journals. *Academic Psychiatry*. 2012;36(1):17-22.

Khushf G. A radical rupture in the paradigm of modern medicine: conflicts of interest, fiduciary obligations, and the scientific ideal. *The Journal of medicine and philosophy*. 1998;23(1):98-122.

Khushf G. Conflicts of interest and medical professionalism: on the need for increased collaboration between clinicians and administrators. *Journal of the South Carolina Medical Association (1975)*. 2001;97(12):513-8.

Kicinski M, Springate DA, Kontopantelis E. Publication bias in meta-analyses from the Cochrane Database of Systematic Reviews. *Statistics in medicine*. 2015;34(20):2781-93.

Kicinski M. Publication bias in recent meta-analyses. *PloS one*. 2013;8(11):e81823.

Kieburtz K. Avoiding conflicts of interest: responsibilities of authors, reviewers, and editors. *Neurology*. 1998;51(6):1527-8.

Kiefer B. Conflicts in conflicts of interest. *Revue medicale suisse*. 2015;11(479):1368.

Kien C, Nussbaumer B, Thaler KJ, Griebler U, Van Noord MG, Wagner P, et al. Barriers to and facilitators of interventions to counter publication bias: thematic analysis of scholarly articles and stakeholder interviews. *BMC health services research*. 2014;14:551.

Kien C, Nussbaumer B, Thaler KJ, Griebler U, Van Noord MG, Wagner P, et al. Barriers to and facilitators of interventions to counter publication bias: thematic analysis of scholarly articles and stakeholder interviews. *Bmc Health Services Research*. 2014;14.

Kieny MP, Moorthy V. Systematic Analysis of Evidence and Sound Expert Assessment: Two Enablers of Evidence-Based Decision-Making in Health. *Global Challenges*. 2018;2(9).

Kilburn KH, Gray M, Kramer S. Nondisclosure of conflicts of interest is perilous to the advancement of science. *The Journal of allergy and clinical immunology*. 2006;118(3):766-7; author reply 7-8; discussion 8.

Killin LOJ, Russ TC, Starr JM, Abrahams S, Della Sala S. The effect of funding sources on donepezil randomised controlled trial outcome: a meta-analysis. *Bmj Open*. 2014;4(4).

Killingsworth S. Conflict of interest of the Board of Human Resources. *Journal of the Medical Association of Georgia*. 1976;65(10):399-400.

- Kiln M. Industry-sponsored research. *Lancet* (London, England). 2001;357(9263):1209-10.
- Kim A, Mumm LA, Korenstein D. Routine conflict of interest disclosure by preclinical lecturers and medical students' attitudes toward the pharmaceutical and device industries. *Jama*. 2012;308(21):2187-9.
- Kim DY, Park HS, Cho S, Yoon HS. The quality of reporting randomized controlled trials in the dermatology literature in an era where the CONSORT statement is a standard. *British Journal of Dermatology*. 2019;180(6):1361-7.
- Kim HS, Dobson KS, Hodgins DC. Funding of Gambling Research: Ethical Issues, Potential Benefit and Guidelines. *Journal of Gambling Issues*. 2016(32):111-32.
- Kim JS. Legislative Issues in Disclosing Financial Conflicts of Interest to Participants in Biomedical Research: Effectiveness and Methodology. *Journal of Korean Medical Science*. 2017;32(12):1910-6.
- Kim PJ. Mitigating administrative risks in industry-sponsored clinical trials. *The Journal of foot and ankle surgery : official publication of the American College of Foot and Ankle Surgeons*. 2011;50(6):633-4.
- Kim SY. Conflict of interest. *Korean journal of family medicine*. 2012;33(3):125.
- Kim SY. Conflict of Interest. *Korean Journal of Family Medicine*. 2012;33(3):125-.
- Kim SYH, Millard RW, Nisbet P, Cox C, Caine ED. Potential research participants' views regarding researcher and institutional financial conflicts of interest. *Journal of medical ethics*. 2004;30(1):73-9.
- Kim W-K, Hamm CW. Early discharge and late onset conduction disturbances - A conflict of interest? *International journal of cardiology*. 2018;273:88-9.
- Kimondollo PM. Sponsorship as a human resource development program for new employees in the dental laboratory with a managing sponsor as facilitator. *Quintessence of dental technology*. 1986;10(9):587-90.
- Kimondollo PM. Sponsorship as a management concept in dental technology. *Quintessence of dental technology*. 1986;10(5):323-4.
- King CR, McGuire DB, Longman AJ, Carroll-Johnson RM. Peer review, authorship, ethics, and conflict of interest. *Image--the journal of nursing scholarship*. 1997;29(2):163-7.
- King JG. Your board and conflicts of interest. Taking appropriate measures encourages disclosure among board members. *Healthcare executive*. 2003;18(1):50-1.
- King M, Bearman PS. Gifts and influence: Conflict of interest policies and prescribing of psychotropic medications in the United States. *Social science & medicine* (1982). 2017;172:153-62.

Kingma JH. Physician and pharmaceutical industry. I. Along the royal road or via Royal Class? *Nederlands tijdschrift voor geneeskunde*. 1992;136(8):385-6.

Kirby RL. Conflict of interest among researchers. *CMAJ : Canadian Medical Association journal = journal de l'Association medicale canadienne*. 1992;147(12):1756-7.

Kirch DG. Conflict-of-interest management: efforts and insights from the Association of American Medical Colleges. *Cleveland Clinic journal of medicine*. 2007;74 Suppl 2:S23-5; discussion S32-7.

Kirkpatrick JN, Kadakia MB, Vargas A. Management of conflicts of interest in cardiovascular medicine. *Progress in cardiovascular diseases*. 2012;55(3):258-65.

Kirkwood KW. The professor really wants me to do my homework: conflicts of interest in educational research. *The American journal of bioethics : AJOB*. 2012;12(4):47-8.

Kirman CR, Simon TW, Hays SM. Science peer review for the 21st century: Assessing scientific consensus for decision-making while managing conflict of interests, reviewer and process bias. *Regulatory toxicology and pharmacology : RTP*. 2019;103:73-85.

Kiroff GK. Publication bias in presentations to the Annual Scientific Congress. *ANZ journal of surgery*. 2001;71(3):167-71.

Kirsch M. Conflicts of interest and conflicting views on physician compensation: fee-for-service versus salaried medicine. *Clinical gastroenterology and hepatology : the official clinical practice journal of the American Gastroenterological Association*. 2010;8(8):666-8.

Kirschner R. Political conflicts of interest. *Tidsskrift for den Norske laegeforening : tidsskrift for praktisk medicin, ny raecke*. 2006;126(24):3286-7; author reply 7.

Kitabjian M. Abortion and obstetrics: a conflict of interests. *American journal of obstetrics and gynecology*. 1993;168(2):740.

Kitsis EA. Physicians and the pharmaceutical industry: working together on conflict of interest. *The American journal of bioethics : AJOB*. 2011;11(1):51-2.

Kittisupamongkol W. Not for your eyes: information concealed through publication bias. *American journal of ophthalmology*. 2009;147(3):558; author reply -9.

Klanica K. Conflicts of interest in medical research: how much conflict should exceed legal boundaries? *The journal of biolaw & business*. 2005;8(3):37-45.

Klassen TP, Wiebe N, Russell K, Stevens K, Hartling L, Craig WR, et al. Abstracts of randomized controlled trials presented at the society for pediatric research meeting: an example of publication bias. *Archives of pediatrics & adolescent medicine*. 2002;156(5):474-9.

Kleijnen J, Knipschild P. Review articles and publication bias. *Arzneimittel-Forschung*. 1992;42(5):587-91.

- Klein DF, Glick ID. Conflict of interest, journal review, and publication policy. *Neuropsychopharmacology : official publication of the American College of Neuropsychopharmacology*. 2008;33(13):3023-6.
- Klein DF. Conflict of interest. *Science (New York, NY)*. 1993;262(5141):1802.
- Klein E, Solomon AJ, Corboy J, Bernat J. Physician compensation for industry-sponsored clinical trials in multiple sclerosis influences patient trust. *Multiple sclerosis and related disorders*. 2016;8:4-8.
- Klein HO. A conflict of interest "revisited": the use of stereotypes. *Annals of internal medicine*. 1994;120(10):893-4.
- Klein JE, Fleischman AR. The private practicing physician-investigator: Ethical implications of clinical research in the office setting. *Hastings Center Report*. 2002;32(4):22-+.
- Klein JE. The Stark laws: conquering physician conflicts of interest? *The Georgetown law journal*. 1998;87(2):499-529.
- Klemperer D. Conflict of interest and adaptation. *Zeitschrift fur Evidenz, Fortbildung und Qualitat im Gesundheitswesen*. 2009;103(3):133-5.
- Klemperer D. Self-help groups conflicts of interest through sponsoring by the pharmaceutical industry. *Bundesgesundheitsblatt, Gesundheitsforschung, Gesundheitsschutz*. 2009;52(1):71-6.
- Klemperer D. Shared Decision-Making and Patient-Centred Care - From Paternalism to Partnership in Medicine Part II: Risk Communication, Conflicts of Interests, Effects of Patient Participation. *Balint-Journal*. 2005;6(4):115-23.
- Kleppinger EL, Helms KL, Ford CR, Chung A, Donaldson AR. Evolution and expansion of a resident teaching and learning program sponsored by a school of pharmacy. *American journal of health-system pharmacy : AJHP : official journal of the American Society of Health-System Pharmacists*. 2018;75(19):1478-85.
- Klestova Z, Makarenko A. Conflicts of interest between eastern and western scientific systems. *Science and engineering ethics*. 2002;8(3):387-92.
- Kling S. ETHICS: CONFLICTS OF INTEREST. *Current Allergy & Clinical Immunology*. 2010;23(3):134-5.
- Klitzman R, Chin LJ, Rifai-Bishjawish H, Kleinert K, Leu CS. Disclosures of funding sources and conflicts of interest in published HIV/AIDS research conducted in developing countries. *Journal of Medical Ethics*. 2010;36(8):505-10.
- Klitzman R, Chin LJ, Rifai-Bishjawish H, Kleinert K, Leu C-S. Disclosures of funding sources and conflicts of interest in published HIV/AIDS research conducted in developing countries. *Journal of medical ethics*. 2010;36(8):505-10.
- Klitzman R. "Members of the same club": challenges and decisions faced by US IRBs in identifying and managing conflicts of interest. *PloS one*. 2011;6(7):e22796.

Klotz LH. Industry sponsored research. *The Canadian journal of urology*. 2004;11(4):2312-3.

Klugman C. Shining Light on Conflicts of Interest. *The American journal of bioethics : AJOB*. 2017;17(6):1-3.

Kmietowicz Z. Consumer organisations criticise influence of drug companies. *BMJ (Clinical research ed)*. 2004;329(7472):937.

Kmietowicz Z. Drug company influence extends to nurses, pharmacists, and patient groups. *BMJ (Clinical research ed)*. 2004;329(7476):1206.

Kmietowicz Z. GP commissioners are advised "if in doubt, disclose" when managing conflicts of interest. *BMJ (Clinical research ed)*. 2014;349:g7804.

Kmietowicz Z. GPs end partnerships with Virgin over conflicts of interest. *BMJ (Clinical research ed)*. 2012;345:e7227.

Kmietowicz Z. Industry sponsorship hits the headlines. *BMJ (Clinical research ed)*. 2016;355:i5585.

Kmietowicz Z. Tobacco sponsorship of tennis tournament goes ahead because of weak Swiss legislation, says campaigning group. *BMJ (Clinical research ed)*. 2009;339:b4270.

Kmietowicz Z. WMA sets rules on how doctors handle industry sponsorship. *BMJ (Clinical research ed)*. 2004;329(7471):876.

Knapczyk FN, Conner JK. Estimates of the average strength of natural selection are not inflated by sampling error or publication bias. *The American naturalist*. 2007;170(4):501-8.

Knight J. Study says authors are averse to declaring conflicts of interest. *Nature*. 2001;411(6833):3-4.

Knobloch K, Yoon U, Vogt PM. Preferred reporting items for systematic reviews and meta-analyses (PRISMA) statement and publication bias. *Journal of cranio-maxillo-facial surgery : official publication of the European Association for Cranio-Maxillo-Facial Surgery*. 2011;39(2):91-2.

Knoke D. Organization sponsorship and influence reputation of social influence associations. *Social forces; a scientific medium of social study and interpretation*. 1983;61(4):1065-87.

Knox KS, Adams JR, Djulbegovic B, Stinson TJ, Tomor C, Bennet CL. Reporting and dissemination of industry versus non-profit sponsored economic analyses of six novel drugs used in oncology. *Annals of oncology : official journal of the European Society for Medical Oncology*. 2000;11(12):1591-5.

Knudsen TB, Kristiansen TB. Issues pertaining to data extraction and classification and publication bias in meta-analysis of the diagnostic accuracy of markers for bacterial infection. *Clinical infectious diseases : an official publication of the Infectious Diseases Society of America*. 2005;40(9):1372-3; author reply 3-4.

Knuppel H, Metz C, Meerpohl JJ, Strech D. How Psychiatry Journals Support the Unbiased Translation of Clinical Research. A Cross-Sectional Study of Editorial Policies. *Plos One*. 2013;8(10).

Koch C, Dreimuller N, Weissskircher J, Deis N, Gaitzsch E, Wagner S, et al. Teaching Conflicts of Interest and Shared Decision-Making to Improve Risk Communication: a Randomized Controlled Trial. *Journal of general internal medicine*. 2019.

Koch C, Lieb K. Corruption in Health Care. *Geburtshilfe Und Frauenheilkunde*. 2018;78(3):226-30.

Koch C, Stoll M, Klemperer D, Lieb K. Transparency of Conflicts of Interest: A Mixed Blessing? The Patients' Perspective. *The American journal of bioethics : AJOB*. 2017;17(6):27-9.

Koch DD. Minimizing the impact of conflict of interest. *Journal of cataract and refractive surgery*. 2002;28(11):1893-4.

Koch M, Riss P, Kolbl H, Umek W, Hanzal E. Disclosures, conflict of interest, and funding issues in urogynecology articles: a bibliometric study. *International Urogynecology Journal*. 2015;26(10):1503-7.

Kodish E, Murray T, Whitehouse P. Conflict of interest in university-industry research relationships: realities, politics, and values. *Academic medicine : journal of the Association of American Medical Colleges*. 1996;71(12):1287-90.

Koehler B. Ethics and industry-sponsored research. *CMAJ : Canadian Medical Association journal = journal de l'Association medicale canadienne*. 2002;166(5):581; author reply 2.

Koepp R, Miles SH. Meta-analysis of tacrine for Alzheimer disease: the influence of industry sponsors. *Jama*. 1999;281(24):2287-8.

Koeth LM, Miller LA. Evolving concepts of pharmaceutical company-sponsored surveillance studies. *Clinical infectious diseases : an official publication of the Infectious Diseases Society of America*. 2005;41 Suppl 4:S279-82.

Kofke WA. Disclosure of industry relationships by anesthesiologists: is the conflict of interest resolved? *Current opinion in anaesthesiology*. 2010;23(2):177-83.

Kogevinas M, Takaro T. Sponsorship by Big Oil, Like the Tobacco Industry, Should be Banned by the Research Community. *Epidemiology (Cambridge, Mass)*. 2019;30(5):615-6.

Kohler M, Haag S, Biester K, Brockhaus AC, McGauran N, Grouven U, et al. Information on new drugs at market entry: retrospective analysis of health technology assessment reports versus regulatory reports, journal publications, and registry reports. *Bmj-British Medical Journal*. 2015;350.

Kohn A. Conflict of interest. *Harefuah*. 1991;121(7-8):267-9.



Koitaishi T. Is conflict of interest good or bad. Masui The Japanese journal of anesthesiology. 2014;63(1):1.

Kojima T, Green J, Barron JP. Conflict-of-interest disclosure at medical journals in Japan: a nationwide survey of the practices of journal secretariats. *BMJ open*. 2015;5(8):e007957.

Kojima T, Green J, Barron JP. How Japanese medical journals manage conflicts of interest. *Chest*. 2015;147(2):e60.

Kojima T. Promoting Education Regarding Conflict of Interest Management. *Journal of Korean medical science*. 2016;31(3):473-4.

Koka S. Conflict of interest: the Achilles heel of evidence-based dentistry. *The International journal of prosthodontics*. 2008;21(4):364-8.

Koletsis D, Karagianni A, Pandis N, Makou M, Polychronopoulou A, Eliades T. Are studies reporting significant results more likely to be published? *American Journal of Orthodontics and Dentofacial Orthopedics*. 2009;136(5).

Koletsis D, Valla K, Fleming PS, Chaimani A, Pandis N. Assessment of publication bias required improvement in oral health systematic reviews. *Journal of Clinical Epidemiology*. 2016;76:118-24.

Kolodny A. Clarification of Reporting of Potential Conflicts of Interest in JAMA Articles. *Jama*. 2019.

Komesaroff P. Ethical issues in the relationships involving medicine and industry: evolving problems require evolving. *Internal Medicine Journal*. 2005;35(4):203-5.

Komesaroff PA, Bach MA, Danoff A, Grumbach MM, Kaplan S, Lakoski JM, et al. The Endocrine Society Ethics Advisory Committee: ethical aspects of conflicts of interests, October 2003. *Endocrinology*. 2004;145(6):3032-41.

Komesaroff PA, Kerridge I, Lipworth W. Conflicts of interest: new thinking, new processes. *Internal medicine journal*. 2019;49(5):574-7.

Komesaroff PA. Ethical issues associated with gifts provided to physicians by the pharmaceutical industry. *Internal medicine journal*. 2010;40(5):321-2.

Komesaroff PA. Ethical issues in the relationships with industry: An ongoing challenge. *New Guidelines open for public comment. Journal of Paediatrics and Child Health*. 2005;41(11):558-60.

Kondamuri NS, Rathi VK, Naunheim MR, Sethi RV, Miller AL, Varvares MA. Analysis of Potential Conflicts of Interest among Otolaryngologic Patient Advocacy Organizations in 2016. *Otolaryngology--head and neck surgery : official journal of American Academy of Otolaryngology-Head and Neck Surgery*. 2019;161(6):967-9.

Kondro W. US proposes more stringent conflict-of-interest rules. *CMAJ : Canadian Medical Association journal = journal de l'Association medicale canadienne*. 2007;176(11):1571-2.

Kong NHY, Chow PKH. Conflict of Interest in Research-The Clinician Scientist's Perspective. *Annals Academy of Medicine Singapore*. 2013;42(11):623-8.

Kong NHY, Chow PKH. Conflict of Interest in Research--The Clinician Scientist's Perspective. *Annals of the Academy of Medicine, Singapore*. 2013;42(11):623-8.

Koog YH, We SR, Min B-I. Three-armed trials including placebo and no-treatment groups may be subject to publication bias: systematic review. *PloS one*. 2011;6(5):e20679.

Kooistra TM, Knijnenburg Q, Smits JMM, Horton AD, Budzelaar PHM, Gal AW. Olefin Polymerization with {bis(imino)pyridyl}Co(II)Cl(2) : Generation of the Active Species Involves Co(I) This research was sponsored by CW/STW and Basell Technology Company. *Angewandte Chemie (International ed in English)*. 2001;40(24):4719-22.

Kopelman AM, Gorelick DA, Appelbaum PS. Disclosures of Conflicts of Interest in Psychiatric Review Articles. *Journal of Nervous and Mental Disease*. 2013;201(2):84-7.

Kopelman AM, Gorelick DA, Appelbaum PS. Disclosures of conflicts of interest in psychiatric review articles. *The Journal of nervous and mental disease*. 2013;201(2):84-7.

Koper M, Bubela T, Caulfield T, Boon H. Media portrayal of conflicts of interest in herbal remedy clinical trials. *Health law review*. 2006;15(1):9-11.

Koplewicz HS. Conflict of interest in the eyes of the beholder. *Journal of child and adolescent psychopharmacology*. 2006;16(5):511-2.

Kopp I. Conflicts of interest--an ever present challenge. *Deutsches Arzteblatt international*. 2013;110(35-36):573-4.

Kopp IB. Implications of publication bias on guideline development and appraisal. *Zeitschrift fur Evidenz, Fortbildung und Qualitat im Gesundheitswesen*. 2011;105(3):201-6.

Korenman SG. Conflicts of interest and commercialization of research. *Academic medicine : journal of the Association of American Medical Colleges*. 1993;68(9 Suppl):S18-22.

Korevaar DA, Hooft L, ter Riet G. Systematic reviews and meta-analyses of preclinical studies: publication bias in laboratory animal experiments. *Laboratory animals*. 2011;45(4):225-30.

Korn D, Carlat D. Conflicts of interest in medical education: recommendations from the Pew task force on medical conflicts of interest. *Jama*. 2013;310(22):2397-8.

Korn D. Conflicts of interest in biomedical research. *Jama*. 2000;284(17):2234-7.

Korn D. Conflicts of interest. *Science (New York, NY)*. 2001;292(5517):639.

Korn D. Managing conflicts of interest. *Health affairs (Project Hope)*. 2004;23(3):286-7.

Kornbluth JA, Russell JA. Treatment of refractory headache: potential conflicts of interest in coding. *Continuum (Minneapolis, Minn)*. 2012;18(4):896-9.

Koshland DE, Jr. Conflict of interest policy. *Science (New York, NY)*. 1992;257(5070):595.

- Koshland DE, Jr. Conflict of interest. *Science* (New York, NY). 1990;249(4965):109.
- Koshland DE. Simplicity and complexity in conflict of interest. *Science* (New York, NY). 1993;261(5117):11.
- Koski G. Risks, benefits, and conflicts of interest in human research: ethical evolution in the changing world of science. *The Journal of law, medicine & ethics : a journal of the American Society of Law, Medicine & Ethics*. 2000;28(4):330-1.
- Kosmider L, Anastasi N. Ideology versus evidence: Investigating the claim that the literature on e-cigarettes is undermined by material conflict of interest. *Preventive medicine*. 2016;85:113-4.
- Koster U, Nolte I, Michel MC. Preclinical research strategies for newly approved drugs as reflected in early publication patterns. *Naunyn-Schmiedeberg's Archives of Pharmacology*. 2016;389(2):187-99.
- Kotch JB, Coulter ML, Porter CQ, Miller CA. Productivity and selected indicators of care in maternity and infant care and children and youth projects according to sponsorship. *Journal of medical systems*. 1988;12(5):285-94.
- Kottow M. Ethical quandaries posing as conflicts of interest. *Journal of medical ethics*. 2010;36(6):328-32.
- Kou Z-X, Li H, He Y-H, Yu W-L, Jin N, Zhou A-S. Analysis on reproductive health status and influencing factors of female workers of pharmaceutical industry in Gansu province. *Zhonghua lao dong wei sheng zhi ye bing za zhi = Zhonghua laodong weisheng zhiyebing zazhi = Chinese journal of industrial hygiene and occupational diseases*. 2011;29(9):653-6.
- Kourantidou M, Kaiser BA. Research agendas for profitable invasive species. *Journal of Environmental Economics and Policy*. 2019;8(2):209-30.
- Kozlowski LT. Coping with the Conflict-of-Interest Pandemic by Listening to and Doubting Everyone, Including Yourself. *Science and engineering ethics*. 2016;22(2):591-6.
- Kramer A. World Championship 2006 in Germany: sponsorship through Coca Cola, McDonald's, Anheuser-Busch. *European journal of public health*. 2006;16(6):682.
- Kramers C, Wuis E, Schouwenberg B. The influence of the pharmaceutical industry on treatment guidelines. *Nederlands tijdschrift voor geneeskunde*. 2008;152(2):114; author reply
- Kranke P. Review of publication bias in studies on publication bias: meta-research on publication bias does not help transfer research results to patient care. *BMJ (Clinical research ed)*. 2005;331(7517):638.
- Krauss A. Why all randomised controlled trials produce biased results. *Annals of Medicine*. 2018;50(4):312-22.
- Krauth D, Anglemeyer A, Philipps R, Bero L. Nonindustry-Sponsored Preclinical Studies on Statins Yield Greater Efficacy Estimates Than Industry-Sponsored Studies: A Meta-Analysis. *Plos Biology*. 2014;12(1).

- Krauth D, Anglemyer A, Philipps R, Bero L. Nonindustry-sponsored preclinical studies on statins yield greater efficacy estimates than industry-sponsored studies: a meta-analysis. *PLoS biology*. 2014;12(1):e1001770.
- Kreeger KY. Studies prompt closer scrutiny of conflict of interest policies. *Journal of the National Cancer Institute*. 2001;93(12):895-7.
- Kressel HY, Olmsted WW. Conflict of interest disclosure in RSNA journals: adoption of the International Council of Medical Journal Editors uniform format. *Radiographics : a review publication of the Radiological Society of North America, Inc*. 2010;30(4):845-8.
- Kressel HY, Olmsted WW. Conflict of interest disclosure in RSNA journals: adoption of the International Council of Medical Journal Editors Uniform Format. *Radiology*. 2010;256(1):4-7.
- Krimsky S, Rothenberg LS. Conflict of interest policies in science and medical journals: Editorial practices and author disclosures. *Science and Engineering Ethics*. 2001;7(2):205-18.
- Krimsky S, Rothenberg LS. Financial interest and its disclosure in scientific publications. *Jama-Journal of the American Medical Association*. 1998;280(3):225-6.
- Krimsky S, Schwab T. Conflicts of interest among committee members in the National Academies' genetically engineered crop study. *Plos One*. 2017;12(2).
- Krimsky S, Schwab T. Conflicts of interest among committee members in the National Academies' genetically engineered crop study. *PloS one*. 2017;12(2):e0172317.
- Krimsky S, Sweet E. An analysis of toxicology and medical journal conflict-of-interest policies. *Accountability in research*. 2009;16(5):235-53.
- Krimsky S, Sweet E. AN ANALYSIS OF TOXICOLOGY AND MEDICAL JOURNAL CONFLICT-OF-INTEREST POLICES. *Accountability in Research-Policies and Quality Assurance*. 2009;16(5):235-53.
- Krimsky S. A conflict of interest. *New scientist (1971)*. 2003;179(2410):21.
- Krimsky S. Commentary: Corporate philanthropy and conflicts of interest in public health. *Journal of public health policy*. 2013;34(1):137-9.
- Krimsky S. Conflict of interest and cost-effectiveness analysis. *Jama*. 1999;282(15):1474-5.
- Krimsky S. Conflict of interest and cost-effectiveness analysis. *Jama-Journal of the American Medical Association*. 1999;282(15):1474-5.
- Krimsky S. Do Financial Conflicts of Interest Bias Research?: An Inquiry into the "Funding Effect" Hypothesis. *Science Technology & Human Values*. 2013;38(4):566-87.
- Krimsky S. Introduction to special issue of Accountability in Research on conflict of interest in science. *Accountability in research*. 2004;11(2):79-81.

- Krimsky S. Journal policies on conflict of interest: If this is the therapy, what's the disease? *Psychotherapy and Psychosomatics*. 2001;70(3):115-7.
- Krimsky S. Science on trial: conflicts of interest jeopardize scientific integrity and public health. *Genewatch : a bulletin of the Committee for Responsible Genetics*. 2003;16(5):3-6.
- Krimsky S. Small gifts, conflicts of interest, and the zero-tolerance threshold in medicine. *The American journal of bioethics : AJOB*. 2003;3(3):50-2.
- Krimsky S. WHEN CONFLICT-OF-INTEREST IS A FACTOR IN SCIENTIFIC MISCONDUCT. *Medicine and Law*. 2007;26(3):447-63.
- Kripke DF. Who should sponsor sleep disorders pharmaceutical trials? *Journal of clinical sleep medicine : JCSM : official publication of the American Academy of Sleep Medicine*. 2007;3(7):671-3.
- Krisberg K. New NIH panel to examine possible conflicts of interest. *Nation's health (Washington, DC)*. 2004;34(2):7.
- Krohe M, Hao Y, Lamoureux RE, Galipeau N, Globe D, Foley C, et al. Patient-Reported Outcomes in Metastatic Breast Cancer: A Review of Industry-Sponsored Clinical Trials. *Breast cancer : basic and clinical research*. 2016;10:93-102.
- Krsticevic M, Saric D, Saric F, Slapnicar E, Boric K, Dosenovic S, et al. Selective reporting bias due to discrepancies between registered and published outcomes in osteoarthritis trials. *Journal of comparative effectiveness research*. 2019;8(15):1265-73.
- Kruger C, Orr FM, Jr. No strings attached to 225m dollars sponsorship. *Nature*. 2003;422(6927):15.
- Kruis AL, Stallberg B, Jones RCM, Tsiligianni IG, Lisspers K, van der Molen T, et al. Primary care COPD patients compared with large pharmaceutically-sponsored COPD studies: an UNLOCK validation study. *PloS one*. 2014;9(3):e90145.
- Kruszewski SP. Clarification of conflict of interest disclosures. *Jama*. 2012;308(21):2186-7; author reply 7.
- Kruszewski SP. Conflicts of interest. *Archives of general psychiatry*. 2012;69(11):1181; author reply -2.
- Krutsinger DC, Halpern SD, DeMartino ES. Conflicts of interest in intensive care medicine. *Intensive care medicine*. 2018;44(10):1765-6.
- Kubiak EN, Park SS, Egol K, Zuckerman JD, Koval KJ. Increasingly Conflicted An Analysis of Conflicts of Interest Reported at the Annual Meetings of the Orthopaedic Trauma Association. *Bulletin of the Hospital for Joint Diseases*. 2006;63(3-4):83-7.
- Kubiak EN, Park SS, Egol K, Zuckerman JD, Koval KJ. Increasingly conflicted: an analysis of conflicts of interest reported at the annual meetings of the Orthopaedic Trauma Association. *Bulletin (Hospital for Joint Diseases (New York, NY))*. 2006;63(3-4):83-7.

Kuczewski MG. Conflict of interests in biomedical research: beyond disclosure. *Annals of health law*. 2010;19(1 Spec No):103-6.

Kuebler C, Nimmo WS, von R, Gillings D, Morgan AT, Kendle C, et al. Ethics and industry-sponsored research. *CMAJ : Canadian Medical Association journal = journal de l'Association medicale canadienne*. 2002;166(5):579-80; author reply 82.

Kuehn BM. IOM: increase policing of conflicts of interest. *Jama*. 2009;301(20):2083.

Kuehn BM. Office of Inspector General: CDC lax in policing advisors' conflicts of interest. *Jama*. 2010;303(5):412.

Kuehn BM. Pharmaceutical industry funding for residencies sparks controversy. *Jama*. 2005;293(13):1572-80.

Kuehn BM. Report: FDA exerts too little oversight of researchers' conflicts of interest. *Jama*. 2009;301(7):709-10.

Kuhberger A, Fritz A, Scherndl T. Publication bias in psychology: a diagnosis based on the correlation between effect size and sample size. *PLoS one*. 2014;9(9):e105825.

Kuhn J. Evidence in conflict of interest: the passive smoking example. *Neuere Medizin- und Wissenschaftsgeschichte*. 2012;22:125-37.

Kulkarni A. Sponsorship of children of leprosy patients. *Leprosy in India*. 1978;50(2):173-80.

Kumar MN. A Review of the Types of Scientific Misconduct in Biomedical Research. *Journal of Academic Ethics*. 2008;6(3):211-28.

Kummerfeldt CE, Barnoya J, Bero L. Philip Morris involvement in the development of an air quality laboratory in El Salvador. *Tobacco Control*. 2009;18(3):241-4.

Kuntz RE. The changing structure of industry-sponsored clinical research: pioneering data sharing and transparency. *Annals of internal medicine*. 2013;158(12):914-5.

Kuriyama A. Capsule Commentary on Lin et. al. Empirical Comparison of Publication Bias Tests in Meta-analysis. *Journal of general internal medicine*. 2018;33(8):1382.

Kurt TL. FDA issues concerning conflicts of interest. *Irb*. 1990;12(5):6-9.

Kuschel SL, Ricotti CM, Dunnick CA, Hugh J, Dellavalle RP. Analysis of conflicts of interest in pharmaceutical payments made to Food and Drug Administration physician advisers after dermatologic drug approval. *Journal of the American Academy of Dermatology*. 2019;81(6):1419-20.

Kusec V, Gelo M. Uniform ICMJE Conflict of Interest Declaration Form: Report of Test Use in Croatian Medical Journal in 2009-2010. *Croatian medical journal*. 2010;51(4):285-6.

Kwieceński M. Limiting conflicts of interest arising from physician investment in specialty hospitals. *Specialty law digest Health care law*. 2006(321):9-35.

Kyrgidis A, Argenziano G, Moscarella E, Longo C, Alfano R, Lallas A. Increased mortality for pregnancy-associated melanoma: different outcomes pooled together, selection and publication biases. *Journal of the European Academy of Dermatology and Venereology : JEADV*. 2016;30(9):1618.

Kyzas PA, Loizou KT, Ioannidis JPA. Selective reporting biases in cancer prognostic factor studies. *Journal of the National Cancer Institute*. 2005;97(14):1043-55.

La Puma J, Stocking CB, Rhoades WD, Darling CM, Ferner RE, Neuberger J, et al. Financial ties as part of informed consent to postmarketing research. Attitudes of American doctors and patients. *BMJ (Clinical research ed)*. 1995;310(6995):1660-3.

Laabs CA. Guard against conflict of interest. *The Nurse practitioner*. 2003;28(8):7.

Laake JH. Conflict of interest and therapy recommendations. *Tidsskrift for den Norske laegeforening : tidsskrift for praktisk medicin, ny raekke*. 2004;124(20):2663-4; author reply 4.

Labrador D. Damage control. A crackdown to prevent conflicts of interest at the NIH. *Scientific American*. 2004;291(5):18, 20.

Lacasse JR, Leo J. Knowledge of ghostwriting and financial conflicts-of-interest reduces the perceived credibility of biomedical research. *BMC research notes*. 2011;4:27.

Lach HW. Financial conflicts of interest in research: recognition and management. *Nursing research*. 2014;63(3):228-32.

Lachin JM. Conflicts of interest in data monitoring of industry versus publicly financed clinical trials. *Statistics in medicine*. 2004;23(10):1519-21.

Lacombe D, Burock S, Meunier F. Academia-Industry Partnerships: Are we ready for new models of partnership? The point of view of the EORTC, an academic clinical cancer research organisation. *European Journal of Cancer*. 2013;49(1):1-7.

LaCombe MA. A conflict of interest. *Annals of internal medicine*. 1993;119(7 Pt 1):623-6.

LaCombe MA. The rock and the hard place: conflicts of interest. *The American journal of medicine*. 1994;96(4):381-2.

Lacsamana RG. Conflicts of interest: a Gordian knot for physicians. *The Journal of the Florida Medical Association*. 1989;76(3):299.

Ladanie A, Ewald H, Kasenda B, Hemkens LG. How to use FDA drug approval documents for evidence syntheses. *Bmj-British Medical Journal*. 2018;362.

Ladas SD, Novis B, Triantafyllou K, Schoefl R, Rokkas T, Stanciu C, et al. Ethical issues in endoscopy: patient satisfaction, safety in elderly patients, palliation, and relations with industry - Second European Symposium on Ethics in Gastroenterology and Digestive Endoscopy, Kos, Greece, July 2006. *Endoscopy*. 2007;39(6):556-65.

Ladd E, Hoyt A. Pharmaceutical Industry Interactions With Nonprescribing Clinicians: A Complex Web of Influence. *JAMA internal medicine*. 2016;176(11):1720-1.

Lake L, Kroon M, Sanders D, Goga A, Witten C, Swart R, et al. Child health, infant formula funding and South African health professionals: Eliminating conflict of interest. *South African medical journal = Suid-Afrikaanse tydskrif vir geneeskunde*. 2019;109(12):902-6.

Lakner Z, Kiss A, Popp J, Zeman Z, Mate D, Olah J. From Basic Research to Competitiveness: An Econometric Analysis of the Global Pharmaceutical Sector. *Sustainability*. 2019;11(11).

Laliberte M, Hudon A. Do conflicts of interest create a new professional norm? Physical therapists and workers' compensation. *The American journal of bioethics : AJOB*. 2013;13(10):26-8.

Lama A. Conflicts of interest: an academic proposal. *Revista medica de Chile*. 2006;134(6):800.

Lama A. The physician and the conflict of interest. *Revista medica de Chile*. 2003;131(12):1463-8.

Lama A. The physician and the conflicts of interest. *Revista Medica De Chile*. 2003;131(12):1463-8.

Lammers A, Edmiston J, Kaestner V, Prasad V. Financial Conflict of Interest and Academic Influence Among Experts Speaking on Behalf of the Pharmaceutical Industry at the US Food and Drug Administration's Oncologic Drugs Advisory Committee Meetings. *Mayo Clinic proceedings*. 2017;92(7):1164-6.

Landefeld CS. Commercial support and bias in pharmaceutical research. *American Journal of Medicine*. 2004;117(11):876-8.

Landers SJ, O'Reilly KB. IOM warns about physician-pharma conflicts of interest. *Delaware medical journal*. 2009;81(7):261-3.

Landewe RBM. Editorial: how publication bias may harm treatment guidelines. *Arthritis & rheumatology (Hoboken, NJ)*. 2014;66(10):2661-3.

Landi G, Ciccone A. Publication bias via suppressed criticism. *Lancet (London, England)*. 1993;341(8846):697-8.

Landorf KB, Menz HB, Armstrong DG, Herbert RD. Methodological Quality of Randomized Trials Published in the *Journal of the American Podiatric Medical Association*, 1999-2013. *Journal of the American Podiatric Medical Association*. 2015;105(4):320-9.

Landow L. Sponsorship, authorship and accountability. *The New Zealand medical journal*. 2001;114(1145):558; author reply 9.

Landow L. Sponsorship, authorship, and accountability. *The New England journal of medicine*. 2002;346(4):290-2.



Lane A, Luminet O, Nave G, Mikolajczak M. Is there a Publication Bias in Behavioural Intranasal Oxytocin Research on Humans? Opening the File Drawer of One Laboratory. *Journal of neuroendocrinology*. 2016;28(4).

Lane JD, Friedberg MW, Bennett CL. Associations Between Industry Sponsorship and Results of Cost-effectiveness Analyses of Drugs Used in Breast Cancer Treatment. *JAMA oncology*. 2016;2(2):274-6.

Lane PW, Higgins JPT, Anagnostelis B, Anzures-Cabrera J, Baker NF, Cappelleri JC, et al. Methodological quality of meta-analyses: matched-pairs comparison over time and between industry-sponsored and academic-sponsored reports. *Research Synthesis Methods*. 2013;4(4):342-50.

Lang L. Gaps in adopting conflicts of interest policies among u.s. Medical schools. *Gastroenterology*. 2008;134(4):905-6.

Langer E. Conflict of Interest: New Law Eases Restrictions on Part-Time Expert Consultants to Government. *Science (New York, NY)*. 1963;140(3569):882-923.

Langer E. Drug Safety: Industry-Sponsored Study Commission Recommends Expansion of Research Activities. *Science (New York, NY)*. 1964;145(3638):1284-7.

Langer E. Patents: Industry, Universities Renew Debate on Who Gets Rights to U.S.-Sponsored Medical Research. *Science (New York, NY)*. 1965;147(3654):134-215.

Langer T, Conrad S, Fishman L, Gerken M, Schwarz S, Weikert B, et al. Conflicts of interest among authors of medical guidelines: an analysis of guidelines produced by German specialist societies. *Deutsches Arzteblatt international*. 2012;109(48):836-42.

Lanier WL. Bidirectional conflicts of interest involving industry and medical journals: who will champion integrity? *Mayo Clinic proceedings*. 2009;84(9):771-5.

Lanken PN, Osborne ML, Terry PB. Introduction: the ethics of publishing research sponsored by the tobacco industry in ATS/ALA journals. *American journal of respiratory and critical care medicine*. 1995;151(2 Pt 1):269-70.

Lanken PN, Osborne ML, Terry PB. Should our journals publish research sponsored by the tobacco industry? Introduction: the ethics of publishing research sponsored by the tobacco industry in ATS/ALA journals. *ATS Bioethics Committee. American journal of respiratory cell and molecular biology*. 1995;12(2):121-2.

Lanzafame Z. Industry-sponsored research: science without a net? *Journal of clinical laser medicine & surgery*. 2000;18(6):275.

Laporte JR. Fifty years of pharmacovigilance - Medicines safety and public health. *Pharmacoepidemiology and Drug Safety*. 2016;25(6):725-32.

Laposata E, Barnes R, Glantz S. Tobacco Industry Influence on the American Law Institute's Restatements of Torts and Implications for Its Conflict of Interest Policies. *Iowa law review*. 2012;98(1):1-68.

Laranjeira R. The article by GREA-USP do not declare conflicts of interest. *Revista brasileira de psiquiatria (Sao Paulo, Brazil : 1999)*. 2006;28(1):83; author reply -4.

Larigauderie A. Pollinator assessment: IPBES responds on conflicts of interest. *Nature*. 2015;517(7534):271.

Larkey SV. Government of sponsorship of medical research: a symposium. I. *Bulletin of the Medical Library Association*. 1955;43(1):17-8.

Larkin I, Loewenstein G. Business Model-Related Conflict of Interests in Medicine: Problems and Potential Solutions. *Jama*. 2017;317(17):1745-6.

Larkin M. Learning under the influence: vet schools developing ethics policies to avoid conflicts of interest. *Journal of the American Veterinary Medical Association*. 2011;239(9):1150-4.

LaRosa SP. Conflict of interest: authorship issues predominate. *Archives of internal medicine*. 2002;162(14):1646; author reply

Lashner BA, Cominelli F. Conflicts of Interest in Clinical Practice Guidelines. *Inflammatory bowel diseases*. 2019;25(4):646.

Lass A. Pharmaceutical industry contribution to research is essential but full transparency and guidelines are required. *Human reproduction (Oxford, England)*. 2017;32(10):2147-8.

Latefi N. Pooled trials drowning in conflict-of-interest oversights. *Nature medicine*. 2011;17(4):400-1.

Lathyris DN, Patsopoulos NA, Salanti G, Ioannidis JPA. Industry sponsorship and selection of comparators in randomized clinical trials. *European Journal of Clinical Investigation*. 2010;40(2):172-82.

Latten T, Westra D, Angeli F, Paulus A, Struss M, Ruwaard D. Pharmaceutical companies and healthcare providers: Going beyond the gift - An explorative review. *Plos One*. 2018;13(2).

Lau DCW. Addressing Conflict of Interest and Bias in Research, Education and Clinical Practice. *Canadian journal of diabetes*. 2015;39(4):247-9.

Lau E, Fabbri A, Mintzes B. How do health consumer organisations in Australia manage pharmaceutical industry sponsorship? A cross-sectional study. *Australian health review : a publication of the Australian Hospital Association*. 2018.

Laupacis A. Methodological studies of systematic reviews: is there publication bias? *Archives of internal medicine*. 1997;157(3):357-8.

Laurence DR. The academic clinical pharmacologist and the Royal College of Physicians Report on the relationship between physicians and the pharmaceutical industry. *British journal of clinical pharmacology*. 1987;23(3):253-5.

Lauritsen K, Havelund T, Laursen LS, Rask-Madsen J. Withholding unfavourable results in drug company sponsored clinical trials. *Lancet (London, England)*. 1987;1(8541):1091.

Laursen DRT, Paludan-Muller AS, Hrobjartsson A. Randomized clinical trials with run-in periods: frequency, characteristics and reporting. *Clinical Epidemiology*. 2019;11:169-84.

Lavack AM. Message content of alcohol moderation TV commercials: impact of corporate versus nonprofit sponsorship. *Health marketing quarterly*. 1999;16(4):15-31.

Lavin A. Conflict of interest and purpose in bilirubin screening. *Pediatrics*. 2004;114(4):1133; author reply -4.

Lavin BS. Antibiotic cycling and marketing into the 21st century: a perspective from the pharmaceutical industry. *Infection control and hospital epidemiology*. 2000;21(1 Suppl):S32-5.

LaViolette PA. Medical devices and conflict of interest: unique issues and an industry code to address them. *Cleveland Clinic journal of medicine*. 2007;74 Suppl 2:S26-8; discussion S32-7.

Law LS-C, Lo EA-G. A two-stage review process for randomized controlled trials: the ultimate solution for publication bias? *Canadian journal of anaesthesia = Journal canadien d'anesthésie*. 2016;63(12):1381-2.

Lawley TJ, Adkison CR. Conflict of interest and the public trust: a dean's view. *Transactions of the American Clinical and Climatological Association*. 2003;114:369-82; discussion 82-4.

Lawrence DJ. Questions of authorship and financial conflict of interest. *Journal of manipulative and physiological therapeutics*. 1990;13(2):61-2.

Lawton V. Is the conflict of interest unacceptable when drug companies conduct trials on their own drugs? No. *BMJ (Clinical research ed)*. 2009;339:b4953.

Lazar EJ, Banks D, Graham C, Adams D, Rheinstein PH, Gross M, et al. Drug company sponsorship of education: the response to the FDA draft concept paper. *Jama*. 1992;268(1):53-4.

Lazarus A. Key roles for physician executives in the pharmaceutical industry. *Physician executive*. 2010;36(4):74-9.

Le Roux B. Conflict of interest. *Nursing times*. 1988;84(29):32-3.

Leading the campaign to reduce conflicts of interest. *Health progress (Saint Louis, Mo)*. 2009;90(4):52-3.

Leavitt A, Pace E, Reintgen C, Mast BA. The Effect of Financial Conflicts of Interest in Plastic Surgery Literature. *Annals of plastic surgery*. 2016;76 Suppl 4:S357-8.

Lebow JL. Editorial: conflicts of interest in publication about families and family therapy. *Family process*. 2015;54(2):199-204.

Lechleiter JC. Potential conflicts of interest for academic medical center leaders. *Jama*. 2014;312(5):558.

Leclerc J-M, Laberge N, Marion J. Metrics survey of industry-sponsored clinical trials in Canada and comparator jurisdictions between 2005 and 2010. *Healthcare policy = Politiques de sante*. 2012;8(2):88-104.

LeCraw LL, Roble DT. Physicians on the board: competitive conflicts of interest. *Trustee : the journal for hospital governing boards*. 2005;58(1):27-8.

Lecube A, Halperin I, Mauricio D. There is no bubble, but there are conflicts of interests. Efforts to improve the credibility of the scientific process. *Endocrinologia y nutricion : organo de la Sociedad Espanola de Endocrinologia y Nutricion*. 2014;61(9):443-4.

Ledford B. Cell Phones, Electromagnetic Radiation, and Cancer: A Study of Author liation, Funding, Bias, and Results. *Politics & Policy*. 2010;38(6):1274-302.

Lee A, Copas JB, Henmi M, Gin T, Chung RCK. Publication bias affected the estimate of postoperative nausea in an acupoint stimulation systematic review. *Journal of clinical epidemiology*. 2006;59(9):980-3.

Lee CJ. THE LIMITED EFFECTIVENESS OF PRESTIGE AS AN INTERVENTION ON THE HEALTH OF MEDICAL JOURNAL PUBLICATIONS. *Episteme-a Journal of Individual and Social Epistemology*. 2013;10(4):387-402.

Lee I-S, Spector M. Coping with copying and conflicts (of interest). *Biomedical materials (Bristol, England)*. 2012;7(1):010201.

Lee K, Mathers A, Hawkins B. TRANSFORMATION OF THE TOBACCO INDUSTRY RESPONSE. *American Journal of Public Health*. 2019;109(7):E11-E2.

Lee K. Has the hunt for conflicts of interest gone too far? No. *BMJ (Clinical research ed)*. 2008;336(7642):477.

Lee KC, Chuang S-K. Financial conflicts of interest in dentistry: how much money do providers receive from industry? *General dentistry*. 2020;68(1):56-60.

Lee KP, Boyd EA, Holroyd-Leduc JM, Bacchetti P, Bero LA. Predictors of publication: characteristics of submitted manuscripts associated with acceptance at major biomedical journals. *Medical Journal of Australia*. 2006;184(12):621-6.

Lee KP, Schotland M, Bacchetti P, Bero LA. Association of journal quality indicators with methodological quality of clinical research articles. *Jama-Journal of the American Medical Association*. 2002;287(21):2805-8.

Lee P. Transcending the Tacit Dimension: Patents, Relationships, and Organizational Integration in Technology Transfer. *California Law Review*. 2012;100(6):1503-72.

- Lee SY. Conflict of interest. *Family practice management*. 2005;12(3):19; discussion
- Lee YK, Chung CY, Koo KH, Lee KM, Ji HM, Park MS. Conflict of Interest in the Assessment of Thromboprophylaxis After Total Joint Arthroplasty A Systematic Review. *Journal of Bone and Joint Surgery-American Volume*. 2012;94A(1):27-33.
- Lee Y-K, Chung CY, Koo K-H, Lee KM, Ji H-M, Park MS. Conflict of interest in the assessment of thromboprophylaxis after total joint arthroplasty: a systematic review. *The Journal of bone and joint surgery American volume*. 2012;94(1):27-33.
- Leenen FHH. Conflicts of interest and libel action. *The New England journal of medicine*. 2002;346(24):1919-20; author reply -20.
- Lefevre PG. Government sponsorship of medical research: a symposium. V. *Bulletin of the Medical Library Association*. 1955;43(1):31-6.
- Lehman-McKeeman L, Peterson RE. Guidelines governing conflict of interest. *Toxicological sciences : an official journal of the Society of Toxicology*. 2003;72(2):183-4.
- Lehmann LS, Kaufman DJ, Sharp RR, Moreno TA, Mountain JL, Roberts JS, et al. Navigating a research partnership between academia and industry to assess the impact of personalized genetic testing. *Genetics in Medicine*. 2012;14(2):268-73.
- Leimu R, Koricheva J. Cumulative meta-analysis: a new tool for detection of temporal trends and publication bias in ecology. *Proceedings Biological sciences*. 2004;271(1551):1961-6.
- Leite ETT, Moraes FY, Marta GN, Taunk NK, Vieira MTL, Hanna SA, et al. Trial sponsorship and self-reported conflicts of interest in breast cancer radiation therapy: An analysis of prospective clinical trials. *Breast (Edinburgh, Scotland)*. 2017;33:29-33.
- Lemmens T, Freedman B. Ethics review for sale? Conflict of interest and commercial research review boards. *Milbank Quarterly*. 2000;78(4):547-+.
- Lemmens T, Freedman B. Ethics review for sale? Conflict of interest and commercial research review boards. *The Milbank quarterly*. 2000;78(4):547-84, iii-iv.
- Lemmens T, Luther L. Financial conflict of interest in medical research. Singer PA, editor 2008. 222-30 p.
- Lemmens T, Miller PB. Regulating the market in human research participants. *Plos Medicine*. 2006;3(8):1237-41.
- Lemmens T, Singer PA. Bioethics for clinicians: 17. Conflict of interest in research, education and patient care. *Canadian Medical Association Journal*. 1998;159(8):960-5.
- Lemmens T, Singer PA. Bioethics for clinicians: 17. Conflict of interest in research, education and patient care. *CMAJ : Canadian Medical Association journal = journal de l'Association medicale canadienne*. 1998;159(8):960-5.

Lemmens T, Telfer C. Access to Information and the Right to Health: The Human Rights Case for Clinical Trials Transparency. *American Journal of Law & Medicine*. 2012;38(1):63-112.

Lemmens T. Confronting the conflict of interest crisis in medical research. *Monash bioethics review*. 2004;23(4):19-40.

Lemmens T. Leopards in the temple: Restoring scientific integrity to the commercialized research scene. *Journal of Law Medicine & Ethics*. 2004;32(4):641-+.

Lenahan GP. On the dark side of 'corporate care': conflicts of interest and the growing need for regulation. *Journal of emergency nursing: JEN : official publication of the Emergency Department Nurses Association*. 1996;22(2):95-6.

Lensen S, Jordan V, Showell M, Showell E, Shen V, Venetis C, et al. Non-publication and publication bias in reproductive medicine: a cohort analysis. *Human reproduction (Oxford, England)*. 2017;32(8):1658-66.

Lente G. EURYI: present procedure risks conflicts of interest. *Nature*. 2005;437(7056):192.

Lentnek AL. Conflicts of interest. *The New England journal of medicine*. 1994;330(7):503.

Lenzen LM, Weidringer JW, Ollenschlager G. Conflict of interest in continuing medical education - Studies on certified CME courses. *Zeitschrift fur Evidenz, Fortbildung und Qualitat im Gesundheitswesen*. 2016;110-111:60-8.

Lenzer J, Brownlee S. Diverting attention from financial conflicts of interest. *BMJ (Clinical research ed)*. 2015;350:h3505.

Lenzer J, Brownlee S. Doctor takes "march of shame" to atone for drug company payments. *BMJ (Clinical research ed)*. 2008;336(7634):20-1.

Lenzer J. Conflicts of interest compromise US public health agency's mission, say scientists. *BMJ (Clinical research ed)*. 2016;355:i5723.

Lenzer J. Doctors join protest over change to FDA rules on conflict of interest. *BMJ (Clinical research ed)*. 2011;343:d5269.

Lenzer J. FDA is criticised for hinting it may loosen conflict of interest rules. *BMJ (Clinical research ed)*. 2011;343:d5070.

Lenzer J. When is a point of view a conflict of interest? *BMJ (Clinical research ed)*. 2016;355:i6194.

Leonard DA, Morrison GB. The influence model of sponsorship. A Catholic hospital is now part of the "Mayo Clinic". *Health progress (Saint Louis, Mo)*. 1995;76(5):14-7, 22.

Leopold SS, Beadling L, Dobbs MB, Gebhardt MC, Lotke PA, Rimnac CM, et al. Active management of financial conflicts of interest on the Editorial Board of CORR. *Clinical orthopaedics and related research*. 2013;471(11):3393-4.

Leopold SS, Warne WJ, Braunlich EF, Shott S. Association between funding source and study outcome in orthopaedic research. *Clinical Orthopaedics and Related Research*. 2003(415):293-301.

Leopold SS. Editorial: No-difference Studies Make a Big Difference. *Clinical Orthopaedics and Related Research*. 2015;473(11):3329-31.

Lerner TG, Miranda MD, Lera AT, Ueda A, Briones B, Del Giglio A, et al. The prevalence and influence of self-reported conflicts of interest by editorial authors of phase III cancer trials. *Contemporary Clinical Trials*. 2012;33(5):1019-22.

Lerner TG, Miranda MdC, Lera AT, Ueda A, Briones B, Del Giglio A, et al. The prevalence and influence of self-reported conflicts of interest by editorial authors of phase III cancer trials. *Contemporary clinical trials*. 2012;33(5):1019-22.

Letendre M, Lanctot S. The legal framework governing the relationship between the researcher and the research subject: is the security conferred by Canadian law and Quebec law illusory? *Cahiers De Droit*. 2007;48(4):579-633.

Let's put education before sponsorship. *Journal of wound care*. 2006;15(1):17-8.

Leucht S, Kissling W, Davis JM. How to read and understand and use systematic reviews and meta-analyses. *Acta Psychiatrica Scandinavica*. 2009;119(6):443-50.

Leucht S, Komossa K. Methodology and critical interpretation of psychopharmacological studies in schizophrenia. *Psychopharmakotherapie*. 2006;13(6):231-40.

Leucht S. Translating research into clinical practice: critical interpretation of clinical trials in schizophrenia. *International Clinical Psychopharmacology*. 2006;21:S1-S10.

Levine EM, Shaiova CH. Equality and rationality V. Child socialization: a conflict of interests. *The Israel annals of psychiatry and related disciplines*. 1971;9(2):107-16.

Levine J, Gussow JD, Hastings D, Eccher A. Authors' financial relationships with the food and beverage industry and their published positions on the fat substitute olestra. *American Journal of Public Health*. 2003;93(4):664-9.

Levine RS. Avoiding conflicts of interest in surrogate decision making: why ethics committees should assign surrogacy to a separate committee. *The Journal of clinical ethics*. 1998;9(3):273-90.

Levine SR, Hill MD. NeuroThera Effectiveness and Safety Trial 3: how do we align corporate and scientific integrity to complete and report pharma-sponsored trials properly? *Stroke*. 2014;45(11):3175-7.

Levinsky NG. Nonfinancial conflicts of interest in research. *The New England journal of medicine*. 2002;347(10):759-61.

LeVois ME, Layard MW. Publication bias in the environmental tobacco smoke/coronary heart disease epidemiologic literature. *Regulatory toxicology and pharmacology* : RTP. 1995;21(1):184-91.

Levy G. Publication bias: its implications for clinical pharmacology. *Clinical pharmacology and therapeutics*. 1992;52(2):115-9.

Lewin JS. Industrial-Academic Research Relationships: Departmental Collaborations. *Radiology*. 2009;250(1):23-7.

Lewin S. Ethical issues of conferences and pharmaceutical sponsorship. *Indian pediatrics*. 2002;39(7):696-7.

Lewin S. Shakespeares honourable men and conflicts of interest. *Indian pediatrics*. 2012;49(12):999-1000; discussion -1.

Lewis DA, Michels R, Pine DS, Schultz SK, Tamminga CA, Freedman R. Conflict of interest. *The American journal of psychiatry*. 2006;163(4):571-3.

Lewis PR. Advertising, sponsorship, and conflict of interest. *The Journal of family practice*. 2007;56(5):344.

Lewis S, Baird P, Evans RG, Ghali WA, Wright CJ, Gibson E, et al. Dancing with the porcupine: rules for governing the university-industry relationship. *Canadian Medical Association Journal*. 2001;165(6):783-5.

Lewis S. Neoliberalism, conflict of interest, and the governance of health research in Canada. *Open medicine* : a peer-reviewed, independent, open-access journal. 2010;4(1):e28-30.

Lewis SC, Warlow CP. How to Spot Bias and Other Potential Problems in Randomised Controlled Trials. Chinnery PF, editor 2006. 423-43 p.

Lewis SC, Warlow CP. How to spot bias and other potential problems in randomised controlled trials. *Journal of Neurology Neurosurgery and Psychiatry*. 2004;75(2):181-7.

Lex JR, Jr. 2005 Speaker Series: Dr. Joseph Rohan Lex, Jr., M.D. FAAEM. The physician-pharmaceutical industry relationship. *Journal of law and health*. 2003;18(2):323-42.

Lexchin J, Bero LA, Djulbegovic B, Clark O. Pharmaceutical industry sponsorship and research outcome and quality: systematic review. *BMJ (Clinical research ed)*. 2003;326(7400):1167-70.

Lexchin J, Bero LA, Djulbegovic B, Clark O. Pharmaceutical industry sponsorship and research outcome and quality: systematic review. *Bmj-British Medical Journal*. 2003;326(7400):1167-70B.

Lexchin J, Burke RJ, Tomlinson EC, Cooper CL. *Medicines and Money: The Corruption of Clinical Information* 2011. 249-69 p.



Lexchin J, O'Donovan O. Prohibiting or 'managing' conflict of interest? A review of policies and procedures in three European drug regulation agencies. *Social science & medicine* (1982). 2010;70(5):643-7.

Lexchin J, O'Donovan O. Prohibiting or 'managing' conflict of interest? A review of policies and procedures in three European drug regulation agencies. *Social Science & Medicine*. 2010;70(5):643-7.

Lexchin J, Sekeres M, Gold J, Ferris LE, Kalkar SR, Wu W, et al. National Evaluation of Policies on Individual Financial Conflicts of Interest in Canadian Academic Health Science Centers. *Journal of General Internal Medicine*. 2008;23(11):1896-903.

Lexchin J. Does family medicine have a professional obligation to play a leading role in pharmaceutical industry-sponsored drug research? *Canadian Family Physician*. 2011;57(8):871-3.

Lexchin J. Does family medicine have a professional obligation to play a leading role in pharmaceutical industry-sponsored drug research?: no. *Canadian family physician Medecin de famille canadien*. 2011;57(8):871, 3, 5, 7; discussion e276, e8.

Lexchin J. Financial conflicts of interest of clinicians making submissions to the pan-Canadian Oncology Drug Review: a descriptive study. *BMJ open*. 2019;9(7):e030750.

Lexchin J. Interactions between physicians and the pharmaceutical industry: what does the literature say? *CMAJ : Canadian Medical Association journal = journal de l'Association medicale canadienne*. 1993;149(10):1401-7.

Lexchin J. Physicians and drug companies interact. *Canadian family physician Medecin de famille canadien*. 1993;39:1881-2.

Lexchin J. Sponsorship bias in clinical research. *The International journal of risk & safety in medicine*. 2012;24(4):233-42.

Lexchin J. Symposia sponsored by a single pharmaceutical company are less likely to be peer reviewed in the same manner as articles in the parent journal. *The Journal of emergency medicine*. 1999;17(5):905.

Lexchin J. The Pharmaceutical Industry in Contemporary Capitalism. *Monthly Review-an Independent Socialist Magazine*. 2018;69(10):37-50.

Lexchin J. THE SECRET THINGS BELONG UNTO THE LORD OUR GOD: SECRECY IN THE PHARMACEUTICAL ARENA. *Medicine and Law*. 2007;26(3):417-30.

Lexchin J. Those who have the gold make the evidence: how the pharmaceutical industry biases the outcomes of clinical trials of medications. *Science and engineering ethics*. 2012;18(2):247-61.

Lexchin J. WHO SHOULD FUND CME? *Canadian Journal of Emergency Medicine*. 2013;15(3):133-.

Lexchin JR. Implications of pharmaceutical industry funding on clinical research. *Annals of Pharmacotherapy*. 2005;39(1):194-7.

Lexchin JR. Implications of pharmaceutical industry funding on clinical research. *The Annals of pharmacotherapy*. 2005;39(1):194-7.

Lhotska L, Richter J, Arendt M. Lactation Newsmakers: Protecting Breastfeeding From Conflicts of Interest. *Journal of human lactation : official journal of International Lactation Consultant Association*. 2019:890334419885859.

Lhotska L, Richter J, Arendt M. Lactation Newsmakers: Protecting Breastfeeding From Conflicts of Interest. *Journal of Human Lactation*.

Li DG, Singer S, Mostaghimi A. Prevalence and Disclosure of Potential Conflicts of Interest in Dermatology Patient Advocacy Organizations. *JAMA dermatology*. 2019;155(4):460-4.

Li GW, Abbade LPF, Nwosu I, Jin YL, Leenus A, Maaz M, et al. A systematic review of comparisons between protocols or registrations and full reports in primary biomedical research. *Bmc Medical Research Methodology*. 2018;18.

Li J, Foighil DO, Middelfart P. The evolutionary ecology of biotic association in a megadiverse bivalve superfamily: sponsorship required for permanent residency in sediment. *PloS one*. 2012;7(8):e42121.

Li T, Mayo-Wilson E, Fusco N, Hong H, Dickersin K. Caveat emptor: the combined effects of multiplicity and selective reporting. *Trials*. 2018;19(1):497.

Liang BA, Mackey T. Confronting conflict: addressing institutional conflicts of interest in academic medical centers. *American journal of law & medicine*. 2010;36(1):136-87.

Liberati A, Altman DG, Tetzlaff J, Mulrow C, Gotzsche PC, Ioannidis JPA, et al. The PRISMA Statement for Reporting Systematic Reviews and Meta-Analyses of Studies That Evaluate Health Care Interventions: Explanation and Elaboration. *Annals of Internal Medicine*. 2009;151(4):W65-W94.

Liberati A, Altman DG, Tetzlaff J, Mulrow C, Gotzsche PC, Ioannidis JPA, et al. The PRISMA statement for reporting systematic reviews and meta-analyses of studies that evaluate health care interventions: explanation and elaboration. *Epidemiology Biostatistics and Public Health*. 2009;6(4):354-91.

Liberati A, Altman DG, Tetzlaff J, Mulrow C, Gotzsche PC, Ioannidis JPA, et al. The PRISMA Statement for Reporting Systematic Reviews and Meta-Analyses of Studies That Evaluate Health Care Interventions: Explanation and Elaboration. *Plos Medicine*. 2009;6(7).

Liberati A, Altman DG, Tetzlaff J, Mulrow C, Gotzsche PC, Ioannidis JPA, et al. The PRISMA statement for reporting systematic reviews and meta-analyses of studies that evaluate healthcare interventions: explanation and elaboration. *Bmj-British Medical Journal*. 2009;339.

Liberati A. Publication bias and the editorial process. *Jama*. 1992;267(21):2891; author reply -2.

Lichter AS, McKinney R. Toward a harmonized and centralized conflict of interest disclosure: progress from an IOM initiative. *Jama*. 2012;308(20):2093-4.

Lichter AS. Conflict of Interest and the Integrity of the Medical Profession. *Jama*. 2017;317(17):1725-6.

Lichter PR. Biomedical research, conflict of interest, and the public trust. *Ophthalmology*. 1989;96(5):575-8.

Lichter PR. Debunking myths in physician-industry conflicts of interest. *American journal of ophthalmology*. 2008;146(2):159-71.

Licurse A, Barber E, Joffe S, Gross C. The Impact of Disclosing Financial Ties in Research and Clinical Care A Systematic Review. *Archives of Internal Medicine*. 2010;170(8):675-+.

Licurse A, Barber E, Joffe S, Gross C. The impact of disclosing financial ties in research and clinical care: a systematic review. *Archives of internal medicine*. 2010;170(8):675-82.

Lie AL, Granheim SI. Multistakeholder partnerships in global nutrition governance: Protecting public interest? *Tidsskrift for Den Norske Laegeforening*. 2017;137(22):1806-8.

Lieb K, Koch C. Conflicts of interest in medical school: missing policies and high need for student information at most German universities. *GMS Zeitschrift für medizinische Ausbildung*. 2014;31(1):Doc10.

Lieb K, von der Osten-Sacken J, Stoffers-Winterling J, Reiss N, Barth J. Conflicts of interest and spin in reviews of psychological therapies: a systematic review. *BMJ open*. 2016;6(4):e010606.

Lieb K. Transparency alone is not sufficient for the management of conflicts of interest - pro. *Psychiatrische Praxis*. 2015;42(1):12-3.

Lieber AM, Kirchner GJ, Zavras AG, Kerbel YE, Khalsa AS. Industry Consulting Payments to Orthopedic Surgeons Are Associated With Increased Publications. *Orthopedics*. 2019;42(3):137-42.

Lieberman JR, Pensak MJ, Kelleher MS, Leger RR, Polkowski GG, 2nd. Disclosure of financial conflicts of interest: an evaluation of orthopaedic surgery patients' understanding. *Clinical orthopaedics and related research*. 2013;471(2):472-7.

Liebeskind DS, Kidwell CS, Sayre JW, Saver JL. Evidence of publication bias in reporting acute stroke clinical trials. *Neurology*. 2006;67(6):973-9.

Liesegang TJ, Albert DM, Schachat AP. Not for Your Eyes: Information Concealed through Publication Bias. *American Journal of Ophthalmology*. 2008;146(5):638-40.

Liesegang TJ, Schachat AP, Albert DM. Maintaining public trust in medical journals. *American Journal of Ophthalmology*. 2005;139(4):707-9.

Liesegang TJ, Schachat AP. Enhanced reporting of potential conflicts of interest: rationale and new form. *American journal of ophthalmology*. 2011;151(3):391-3.e5.

Liesegang TJ. Commercialism, loss of professionalism, and the effect on journals. *Archives of Ophthalmology*. 2008;126(9):1292-5.

Liesegang. Physicians and the pharmaceutical industry: is a gift ever just a gift? wazana A.\* *JAMA* 2000;283:373-380. *American journal of ophthalmology*. 2000;130(2):261.

Lietzan E. Advisory committees at FDA: the Hinchey Amendment and "conflict of interest" waivers. *Journal of health law*. 2006;39(4):415-49.

Lifshitz A, Halabe J, Jasso L, Frati A, Alva C, Arrieta O, et al. Ethics and Transparency Committee on the Relationship Physician-Industry (CETREMI); suggestions to doctors in their relations with pharmaceutical industry. *Gaceta medica de Mexico*. 2016;152(3):295-6.

Light DW, Lexchin J, Darrow JJ. Institutional Corruption of Pharmaceuticals and the Myth of Safe and Effective Drugs. *Journal of Law Medicine & Ethics*. 2013;41(3):590-600.

Light DW, Lexchin J. Will lower drug prices jeopardize drug research? A policy fact sheet. *American Journal of Bioethics*. 2004;4(1):W1-W4.

Light DW, Warburton RN. Setting the record straight in the reply by DiMasi, Hansen and Grabowski. *Journal of Health Economics*. 2005;24(5):1045-8.

Light DW. How physicians interpret research funding disclosures. *The New England journal of medicine*. 2012;367(24):2359-60; author reply 60.

Lightner DJ, Wolf JS, Jr. Disclosing Conflict of Interest Is Important, So Let's Have an Honest Discussion. *European urology*. 2018;74(3):355-6.

Lim HW, Elmets CA, Begolka WS. Addressing Potential Conflicts of Interest in Dermatology Clinical Practice Guidelines. *JAMA dermatology*. 2018;154(3):259-60.

Lima JM, Galea S. Corporate practices and health: a framework and mechanisms. *Globalization and Health*. 2018;14.

Limb M. Conflict of interest problems in new NHS have not been solved, regulator says. *BMJ (Clinical research ed)*. 2011;343:d7703.

Limb M. Links between non-profit foundations and companies pose potential conflicts of interest. *BMJ (Clinical research ed)*. 2011;342:d2490.

Lin DH, Lucas E, Murimi IB, Kolodny A, Alexander GC. Financial Conflicts of Interest and the Centers for Disease Control and Prevention's 2016 Guideline for Prescribing Opioids for Chronic Pain. *JAMA internal medicine*. 2017;177(3):427-8.

Lin JC. Health effects of cell-phone research outcomes and sources of funding. *Ieee Antennas and Propagation Magazine*. 2007;49(2):154-5.

Lin JC. Source of funding and cell phone research outcome. *Ieee Microwave Magazine*. 2007;8(4):40-+.

Lin K. Editor's note: importance of revealing any author conflicts of interest. *American family physician*. 2007;75(4):472.

Lin L, Chu H, Murad MH, Hong C, Qu Z, Cole SR, et al. Empirical Comparison of Publication Bias Tests in Meta-Analysis. *Journal of general internal medicine*. 2018;33(8):1260-7.

Lin L, Chu H. Quantifying publication bias in meta-analysis. *Biometrics*. 2018;74(3):785-94.

Lin L, Chu H. Rejoinder to "quantifying publication bias in meta-analysis". *Biometrics*. 2018;74(3):801-2.

Lincoln P, Rundall P, Jeffery B, Kellett G, Lobstein T, Lhotska L, et al. Conflicts of interest and the UN high-level meeting on non-communicable diseases. *Lancet (London, England)*. 2011;378(9804):e6.

Lind RA, Swenson-Lepper T. Measuring sensitivity to conflicts of interest: a preliminary test of method. *Science and engineering ethics*. 2013;19(1):43-62.

Lindner MD. Clinical attrition due to biased preclinical assessments of potential efficacy. *Pharmacology & Therapeutics*. 2007;115(1):148-75.

Lindor K, Rakela J, Fung J. Conflict of interest policy. *Hepatology (Baltimore, Md)*. 2008;47(1):1.

Lineaweaver W. Conflicts of interest, disclosures, CME credits, and censorship. *Annals of plastic surgery*. 2015;74(1):1-2.

Lineaweaver WC. Financial Conflicts of Interest in Plastic Surgery: Background, Potential for Bias, Disclosure, and Transparency. *Plastic and reconstructive surgery*. 2016;137(2):486e-7e.

Ling PM, Haber LA, Wedl S. Branding the rodeo: a case study of tobacco sports sponsorship. *American journal of public health*. 2010;100(1):32-41.

Linker A, Yang A, Roper N, Whitaker E, Korenstein D. Impact of industry collaboration on randomised controlled trials in oncology. *European Journal of Cancer*. 2017;72:71-7.

Lipoff JB, Grant-Kels JM. Should dermatology residents accept educational support sponsored or funded by pharmaceutical companies? *Journal of the American Academy of Dermatology*. 2013;68(5):854-7.

Lippert S, Callahan ML, Lo B. Perceptions of conflict of interest disclosures among peer reviewers. *PLoS one*. 2011;6(11):e26900.

Lipton S, Boyd EA, Bero LA. Conflicts of interest in academic research: policies, processes, and attitudes. *Accountability in research*. 2004;11(2):83-102.

Lipworth W, Ghinea N, Kerridge I. Clarifying the Relationship Between Serious Ethical Violations and Conflicts of Interest. *The American journal of bioethics : AJOB*. 2019;19(1):48-50.

Lipworth W, Kerridge I, Sweet M, Jordens C, Bonfiglioli C, Forsyth R. Widening the debate about conflict of interest: addressing relationships between journalists and the pharmaceutical industry. *Journal of medical ethics*. 2012;38(8):492-5.

Lisi AJ. Managing conflicts of interest in continuing medical education: a comparison of policies. *The Journal of chiropractic education*. 2009;23(1):36-9.

Liss H. Publication bias in the pulmonary/allergy literature: effect of pharmaceutical company sponsorship. *The Israel Medical Association journal : IMAJ*. 2006;8(7):451-4.

Lister E. Governance. Conflict of interest: questions and answers for trustees. *Trustee : the journal for hospital governing boards*. 2003;56(7):34-6.

Lister MJ. Potential conflict-of-interest statement. *Physical therapy*. 1986;66(7):1071.

Little G. Stoma nurses' worries about sponsorship. *Nursing standard (Royal College of Nursing (Great Britain))* : 1987). 1992;6(26):43.

Little M, Lipworth W, Kerridge I. An Archeology of Corruption in Medicine. *Cambridge Quarterly of Healthcare Ethics*. 2018;27(3):525-35.

Little M. Conflict of interests, vested interests and health research. *Journal of evaluation in clinical practice*. 2000;6(4):413-20.

Little M. Research, ethics and conflicts of interest. *Journal of medical ethics*. 1999;25(3):259-62.

Littlejohn C, Crilly MA. Industry-sponsored cost-effectiveness study of TAVI. *Heart (British Cardiac Society)*. 2012;98(16):1258; author reply

Littmann L, Monroe MH. Is There a Need for "Bias Police" in Industry-Sponsored Research? *Mayo Clinic proceedings*. 2016;91(1):120-1.

Liu JJ, Bell CM, Matelski JJ, Detsky AS, Cram P. Payments by US pharmaceutical and medical device manufacturers to US medical journal editors: retrospective - observational study. *Bmj-British Medical Journal*. 2017;359.

Liu N, Tang S-Y, Zhan X, Lo CW-H. Policy uncertainty and corporate performance in government-sponsored voluntary environmental programs. *Journal of environmental management*. 2018;219:350-60.

Liu S. Dealing with publication bias in translational stroke research. *Journal of experimental stroke & translational medicine*. 2009;2(1):16-21.

Liu. Missing conflict of interest disclosures statement. Staged laryngotracheoplasty in adult laryngotracheal stenosis: predictors of long-term decannulation. *JAMA otolaryngology-- head & neck surgery*. 2015;141(3):210.

Lo B, Ott C. What is the enemy in CME, conflicts of interest or bias? *Jama*. 2013;310(10):1019-20.

Lo B, Wolf LE, Berkeley A. Conflict-of-interest policies for investigators in clinical trials. *The New England journal of medicine*. 2000;343(22):1616-20.

Lo B. Commentary: Conflict of interest policies: an opportunity for the medical profession to take the lead. *Academic medicine : journal of the Association of American Medical Colleges*. 2010;85(1):9-11.

Lo B. Serving two masters--conflicts of interest in academic medicine. *The New England journal of medicine*. 2010;362(8):669-71.

Lo B. The Future of Conflicts of Interest: A Call for Professional Standards. *Journal of Law Medicine & Ethics*. 2012;40(3):441-51.

Lo B. The future of conflicts of interest: a call for professional standards. *The Journal of law, medicine & ethics : a journal of the American Society of Law, Medicine & Ethics*. 2012;40(3):441-51.

Lobb A. Science of weight loss supplements: compromised by conflicts of interest? *World journal of gastroenterology*. 2010;16(38):4880-2.

Loberg M, Kalager M, Hoff G. Tailoring the message with selective reporting. *European journal of epidemiology*. 2018;33(8):773.

Lobo Antunes J. Conflicts of interest in medical practice. *Advances and technical standards in neurosurgery*. 2007;32:25-39.

Lockhart AC, Brose MS, Kim ES, Johnson DH, Peppercorn JM, Michels DL, et al. Physician and stakeholder perceptions of conflict of interest policies in oncology. *Journal of clinical oncology : official journal of the American Society of Clinical Oncology*. 2013;31(13):1677-82.

Loder E. Sponsorship, authorship and accountability. *The New Zealand medical journal*. 2001;114(1145):559.

Loder E. Sponsorship, authorship, and accountability. *The New England journal of medicine*. 2002;346(4):290-2.

Loew CJ. Conflicts of interest and independent data analysis in industry-funded studies. *Jama*. 2005;294(20):2575; author reply 6-7.

Loewenstein G, Sah S, Cain DM. The unintended consequences of conflict of interest disclosure. *Jama*. 2012;307(7):669-70.

Loezar C, Madrid E, Jahr C, Daviu A, Ahumada H, Pardo-Hernandez H, et al. Identification and description of controlled clinical trials published in Spanish Ophthalmology Journals. *Ophthalmic Epidemiology*. 2018;25(5-6):436-42.

Lohiya GS. Effects of industry sponsorship of grand rounds. *Jama*. 2001;286(8):917-8.

Lok AS, Powderly WG. Conflicts of Interest Reported in an Abbreviated Time Frame. *JAMA internal medicine*. 2017;177(7):1059-60.

Long SA. A conflict of interest in reproductive medicine. *Ethics & medicine : a Christian perspective on issues in bioethics*. 2000;16(2):54-7.

Long W, Zeng G, Henry GW. New drugs for perinatal practice: the role of industry-sponsored clinical trials. *Seminars in perinatology*. 1995;19(2):132-43.

Looi LM. Publication bias and the Medical Editors Trial Amnesty. *The Malaysian journal of pathology*. 1997;19(2):91-2.

Looking gift horses in the mouth: gift giving, incentives and conflict of interest in the dental profession. *British dental journal*. 2018;224(11):859.

Lopes ID, Gomes MV, Branco JC. The physician in the pharmaceutical industry. *Acta medica portuguesa*. 1993;6(7):361-5.

Lopez J, Juan I, Wu A, Samaha G, Cho B, Luck JD, et al. The Impact of Financial Conflicts of Interest in Plastic Surgery Are They All Created Equal? *Annals of Plastic Surgery*. 2016;77(2):226-30.

Lopez J, Juan I, Wu A, Samaha G, Cho B, Luck JD, et al. The Impact of Financial Conflicts of Interest in Plastic Surgery: Are They All Created Equal? *Annals of plastic surgery*. 2016;77(2):226-30.

Lopez J, Lopez S, Means J, Mohan R, Soni A, Milton J, et al. Financial Conflicts of Interest: An Association between Funding and Findings in Plastic Surgery. *Plastic and Reconstructive Surgery*. 2015;136(5):690E-7E.

Lopez J, Lopez S, Means J, Mohan R, Soni A, Milton J, et al. Reply: Financial Conflicts of Interest: An Association between Funding and Findings in Plastic Surgery. *Plastic and reconstructive surgery*. 2016;137(6):1067e-8e.

Lopez J, Musavi L, Quan A, Calotta N, Juan I, Park A, et al. Trends, Frequency, and Nature of Surgeon-Reported Conflicts of Interest in Plastic Surgery. *Plastic and Reconstructive Surgery*. 2017;140(4):852-61.

Lopez J, Naved BA, Pradeep T, Pineault K, Purvis T, Macmillan A, et al. What Do Plastic Surgery Patients Think of Financial Conflicts of Interest and the Sunshine Act? *Annals of plastic surgery*. 2019;82(6):597-603.

Lopez J, Prifogle E, Nyame TT, Milton J, May JW, Jr. The impact of conflicts of interest in plastic surgery: an analysis of acellular dermal matrix, implant-based breast reconstruction. *Plastic and reconstructive surgery*. 2014;133(6):1328-34.

Lopez J, Prifogle E, Nyame TT, Milton J, May JW. The Impact of Conflicts of Interest in Plastic Surgery: An Analysis of Acellular Dermal Matrix, Implant-Based Breast Reconstruction. *Plastic and Reconstructive Surgery*. 2014;133(6):1328-34.



Lopez J, Samaha G, Purvis TE, Siegel G, Jabbari J, Ahmed R, et al. The Accuracy of Conflict-of-Interest Disclosures Reported by Plastic Surgeons and Industry. *Plastic and Reconstructive Surgery*. 2018;141(6):1592-9.

Lorber J. The limits of sponsorship for women physicians. *Journal of the American Medical Women's Association* (1972). 1981;36(11):329-38.

Lorenz J, Bals R, Gillissen A, Magnussen H, Pfeifer M, Randerath W, et al. COPD and Clinical Trials. Results of an expert meeting "Castles in the Air" 2010. *Pneumologie* (Stuttgart, Germany). 2011;65(7):436-48.

Loschiavo SR. Ethics and industry-sponsored research. *CMAJ : Canadian Medical Association journal = journal de l'Association medicale canadienne*. 2002;166(5):579; author reply 82.

Losilla JM, Oliveras I, Marin-Garcia JA, Vives J. Three risk of bias tools lead to opposite conclusions in observational research synthesis. *Journal of Clinical Epidemiology*. 2018;101:61-72.

Lotufo PA. Keeping a watchful eye on the food giants and cleansing the temple of nutritional medicine and epidemiology. *Sao Paulo Medical Journal*. 2018;136(1):1-3.

Louet S. French law to make conflict of interest disclosure mandatory. *Nature medicine*. 2011;17(9):1026.

Loureiro LVM, Callegaro Filho D, Rocha AdA, Prado BL, Mutao TS, Donnarumma CdC, et al. Is there publication bias towards Brazilian articles on cancer? *Einstein* (Sao Paulo, Brazil). 2013;11(1):15-22.

Loveland DV, Carr P. The effects of sponsorship on PPO performance. *Health cost management*. 1988;5(4):15-22.

Lowe RA, Baumann BM. Does conflict of interest impact speaker credibility? *Cjem*. 2001;3(3):230-1.

Loyka CM, Ruscio J, Edelblum AB, Hatch L, Wetreich B, Zabel A. Weighing People Rather Than Food: A Framework for Examining External Validity. *Perspectives on Psychological Science*.

Lu Y, Jones DJ, Sharara N, Kaltenbach T, Laine L, McQuaid K, et al. Transparency ethics in practice: Revisiting financial conflicts of interest disclosure forms in clinical practice guidelines. *PloS one*. 2017;12(8):e0182856.

Lubowitz JH, Appleby D, Centeno JM, Woolf SK, Reid JB. The relationship between the outcome of studies of autologous chondrocyte implantation and the presence of commercial funding. *American Journal of Sports Medicine*. 2007;35(11):1809-16.

Lubowitz JH, Brand JC, Rossi MJ. Editors' Disclosure of Potential Conflicts of Interest. *Arthroscopy : the journal of arthroscopic & related surgery : official publication of the*

Arthroscopy Association of North America and the International Arthroscopy Association. 2018;34(1):6-7.

Lubowitz JH, Poehling GG. Publication bias. *Arthroscopy : the journal of arthroscopic & related surgery : official publication of the Arthroscopy Association of North America and the International Arthroscopy Association*. 2006;22(10):1031-2.

Lubowitz JH, Provencher MT, Poehling GG. Conflict of interest. *Arthroscopy : the journal of arthroscopic & related surgery : official publication of the Arthroscopy Association of North America and the International Arthroscopy Association*. 2011;27(9):1168-70.

Lubowitz JH. Editorial Commentary: Editor's Conflict of Interest. *Arthroscopy : the journal of arthroscopic & related surgery : official publication of the Arthroscopy Association of North America and the International Arthroscopy Association*. 2015;31(9):1740.

Lucas A. Should industry sponsor research? Collaborative research with infant formula companies should not always be censored. *BMJ (Clinical research ed)*. 1998;317(7154):337-8.

Lucas M. Conflicts of interest in nutritional sciences: The forgotten bias in meta-analysis. *World journal of methodology*. 2015;5(4):175-8.

Luce EA, Jackman CA. Disclosure of Financial Conflicts of Interest in Plastic and Reconstructive Surgery. *Plastic and reconstructive surgery*. 2017;140(3):635-9.

Luce EA. Conflicts of interest. *Annals of plastic surgery*. 2015;74(4):387.

Luce EA. Discussion: Conflict of Interest at Plastic Surgery Conferences: Is It Significant? *Plastic and reconstructive surgery*. 2019;144(2):316e-7e.

Luce EA. Discussion: Financial conflicts of interest in plastic surgery: background, potential for bias, disclosure, and transparency. *Plastic and reconstructive surgery*. 2015;135(6):1067e-9e.

Luce EA. Discussion: Financial conflicts of interest in plastic surgery: background, potential for bias, disclosure, and transparency. *Plastic and reconstructive surgery*. 2015;135(6):1069e-70e.

Luce EA. Discussion: The Accuracy of Conflict-of-Interest Disclosures Reported by Plastic Surgeons and Industry. *Plastic and reconstructive surgery*. 2018;141(6):1600-1.

Luce EA. Discussion: Trends, Frequency, and Nature of Surgeon-Reported Conflicts of Interest in Plastic Surgery. *Plastic and reconstructive surgery*. 2017;140(4):862-3.

Luce EA. Financial conflicts of interest in plastic surgery: background, potential for bias, disclosure, and transparency. *Plastic and reconstructive surgery*. 2015;135(4):1149-55.

Luce EA. Reply: Financial Conflicts of Interest in Plastic Surgery: Background, Potential for Bias, Disclosure, and Transparency. *Plastic and reconstructive surgery*. 2016;137(2):487e-8e.

Ludwig DS, Kushi LH, Heymsfield SB. Conflicts of Interest in Nutrition Research. *Jama*. 2018;320(1):93.

Ludwig DS, Kushi LH, Heymsfield SB. Conflicts of Interest in Nutrition Research. *Jama-Journal of the American Medical Association*. 2018;320(1):93-.

Ludwig W-D, Hildebrandt M, Schott G. Conflicts of interest and clinical drug trials -- impact of the pharmaceutical industry and the impingement on the integrity of medical science. *Zeitschrift für Evidenz, Fortbildung und Qualität im Gesundheitswesen*. 2009;103(3):149-54.

Ludwig WD, Hildebrandt M, Schott G. Conflicts of interest and clinical drug trials-Impact of the pharmaceutical industry and the impingement on the integrity of medical science. *Zeitschrift Fur Evidenz Fortbildung Und Qualitaet Im Gesundheitswesen*. 2009;103(3):149-54.

Luginbuhl RD, Kodner IJ, Keune JD. Conflicts of interest concerning the use of implants in the operating room. *Surgery*. 2010;147(5):738-41.

Luik JC. Tobacco sponsorship of Formula One motor racing. *Lancet (London, England)*. 1998;351(9100):451-2; author reply 2.

Lumb PD. Conflict of interest; disclosure; peer review. *Journal of critical care*. 2011;26(4):333-4.

Lunde IM, Gotzsche PC. Transparency, reliability and conflict of interest. *Ugeskrift for laeger*. 2011;173(33):1989.

Lunde IM. Conflict of interest and credibility. *Ugeskrift for laeger*. 2011;173(16-17):1223; author reply

Lundh A, Barbateskovic M, Hrobjartsson A, Gotzsche PC. Conflicts of Interest at Medical Journals: The Influence of Industry-Supported Randomised Trials on Journal Impact Factors and Revenue - Cohort Study. *Plos Medicine*. 2010;7(10).

Lundh A, Barbateskovic M, Hrobjartsson A, Gotzsche PC. Conflicts of interest at medical journals: the influence of industry-supported randomised trials on journal impact factors and revenue - cohort study. *PLoS medicine*. 2010;7(10):e1000354.

Lundh A, Bero L. The ties that bind. *Bmj-British Medical Journal*. 2017;356.

Lundh A, Boutron I, Stewart L, Hrobjartsson A. What to do with a clinical trial with conflicts of interest. *BMJ evidence-based medicine*. 2019.

Lundh A, Hrobjartsson A, Gotzsche PC. Income from reprints creates a conflict of interests. *BMJ (Clinical research ed)*. 2012;345:e4970.

Lundh A, Krogsboll LT, Gotzsche PC. Access to data in industry-sponsored trials. *Lancet (London, England)*. 2011;378(9808):1995-6.

Lundh A, Krogsboll LT, Gotzsche PC. Sponsors' participation in conduct and reporting of industry trials: a descriptive study. *Trials*. 2012;13.

Lundh A, Krogsboll LT, Gotzsche PC. Sponsors' participation in conduct and reporting of industry trials: a descriptive study. *Trials*. 2012;13:146.

Lundh A, Lexchin J, Mintzes B, Schroll JB, Bero L. Industry sponsorship and research outcome. *Cochrane Database of Systematic Reviews*. 2017(2).

Lundh A, Lexchin J, Mintzes B, Schroll JB, Bero L. Industry sponsorship and research outcome. *The Cochrane database of systematic reviews*. 2017;2:MR000033.

Lundh A, Lexchin J, Mintzes B, Schroll JB, Bero L. Industry sponsorship and research outcome: systematic review with meta-analysis. *Intensive Care Medicine*. 2018;44(10):1603-12.

Lundh A, Rasmussen K, Ostengaard L, Boutron I, Stewart LA, Hrobjartsson A. Systematic review finds that appraisal tools for medical research studies address conflicts of interest superficially. *Journal of clinical epidemiology*. 2019.

Lundh A, Sismondo S, Lexchin J, Busuioc OA, Bero L. Industry sponsorship and research outcome. *Cochrane Database of Systematic Reviews*. 2012(12).

Lundh A, Sismondo S, Lexchin J, Busuioc OA, Bero L. Industry sponsorship and research outcome. *The Cochrane database of systematic reviews*. 2012;12:MR000033.

Lundh A. Sponsorship of continuing medical education. *Ugeskrift for laeger*. 2007;169(43):3681.

Luoto R. Publication bias--the Achilles' heel of medical research. *Duodecim; laaketieteellinen aikakauskirja*. 2012;128(5):489-96.

Lurie P, Almeida CM, Stine N, Stine AR, Wolfe SM. Financial conflict of interest disclosure and voting patterns at Food and Drug Administration Drug Advisory Committee meetings. *Jama*. 2006;295(16):1921-8.

Lurie P. Financial conflicts of interest are related to voting patterns at FDA Advisory Committee meetings. *MedGenMed : Medscape general medicine*. 2006;8(4):22.

Lurie P. Suggestions for Improving Conflict of Interest Processes in the US Food and Drug Administration Advisory Committees-Past Imperfect. *JAMA internal medicine*. 2018;178(7):997-8.

Luscher TF. Conflicts of interest and the truth of scientific discovery: an editor's perspective. *European heart journal*. 2016;37(9):738-40.

Lutter R. Waiving concerns about conflicts of interest. *Science (New York, NY)*. 2013;341(6151):1173-4.

Lux C. Conflicts of interest in Germany: a legal perspective. *Science and engineering ethics*. 2002;8(3):327-36.

Lyght CE. The Role of the Physician in the Pharmaceutical Industry. *Canadian Medical Association journal*. 1958;79(11):925-7.

Lynch J, Lindsell CJ. Key personnel and "long distance" settings: determining who must report financial conflict of interest. *Accountability in research*. 2010;17(4):211-22.

- Lynch J, Lindsell CJ. Key Personnel and oLong Distanceo Settings: Determining Who Must Report Financial Conflict of Interest. *Accountability in Research-Policies and Quality Assurance*. 2010;17(4):211-22.
- Lynch JR, Cunningham MRA, Warme WJ, Schaad DC, Wolf FM, Leopold SS. Commercially funded and United States-based research is more likely to be published; Good-quality studies with negative outcomes are not. *Journal of Bone and Joint Surgery-American Volume*. 2007;89A(5):1010-8.
- Lynch KM. MEDICAL SCHOOLING IN SOUTH CAROLINA. II. BEGINNINGS AND SPONSORSHIP. *Journal of the South Carolina Medical Association*. 1965;61:71-4.
- Lynch KM. MEDICAL SCHOOLING IN SOUTH CAROLINA. IV. SPONSORSHIP. *Journal of the South Carolina Medical Association*. 1965;61:168-72 CONTD.
- Lynn J. Conflicts of interest in medical decision-making. *Journal of the American Geriatrics Society*. 1988;36(10):945-50.
- Lynoe N, Elinder G, Hallberg B, Rosen M, Sundgren P, Eriksson A. Conflicts of interest issues. Response to Lucas et al. *Acta paediatrica (Oslo, Norway : 1992)*. 2017;106(7):1036.
- Lyons G. Language: another cause of publication bias. *European journal of anaesthesiology*. 2016;33(9):620-1.
- Ma B, Chen ZM, Xu JK, Wang YN, Chen KY, Ke FY, et al. Do the CONSORT and STRICTA Checklists Improve the Reporting Quality of Acupuncture and Moxibustion Randomized Controlled Trials Published in Chinese Journals? A Systematic Review and Analysis of Trends. *Plos One*. 2016;11(1).
- Maas E, Maher C, Moseley A, Annevelink R, Jagersma J, Ostelo R. Funding is related to the quality, conduct, and reporting of trial reports in musculoskeletal physical therapy: A survey of 210 published trials. *Physiotherapy Theory and Practice*. 2016;32(8):628-35.
- Maatz CT. University physician-researcher conflicts of interest: the inadequacy of current controls and proposed reform. *High technology law journal*. 1992;7:137-88.
- Mabin DC. BMJ should declare its own conflict of interest. *BMJ (Clinical research ed)*. 1995;311(7009):878-9.
- Macaskill P, Walter SD, Irwig L. A comparison of methods to detect publication bias in meta-analysis. *Statistics in medicine*. 2001;20(4):641-54.
- Macdonald A. How to avoid a conflict of interest. *Hospital administration in Canada*. 1978;20(4):64-6.
- Macdonald AJD. Financial support and conflict of interest. *The British journal of psychiatry : the journal of mental science*. 2006;188:294; author reply -5.
- MacDonald C, Williams-Jones B. Supervisor-student relations: examining the spectrum of conflicts of interest in bioscience laboratories. *Accountability in research*. 2009;16(2):106-26.

- MacDonald C. Vigilance is vital to avoid conflicts of interest. *Nature*. 2003;422(6931):469.
- Macdonald T, Hawkey C, Ford I. Academic sponsorship. Time to treat as independent. *BMJ (Clinical research ed)*. 2010;341:c6837.
- MacDougall C, Udkow T, Guglielmo BJ, Vittinghoff E, Martin J. National estimates and predictors of prescription medication sample use in the United States, 1999-2005. *Journal of the American Pharmacists Association*. 2010;50(6):677-85.
- Machan C, Ammenwerth E, Bodner T. Publication bias in medical informatics evaluation research: is it an issue or not? *Studies in health technology and informatics*. 2006;124:957-62.
- Macias W, Lewis LS, Smith TL. Health-related message boards/chat rooms on the Web: discussion content and implications for pharmaceutical sponsorships. *Journal of health communication*. 2005;10(3):209-23.
- Macilwain C. Conflict-of-interest debate stirs mixed reaction at NIH. *Nature*. 1994;367(6462):401.
- Mackay J. The tobacco problem: commercial profit versus health--the conflict of interests in developing countries. *Preventive medicine*. 1994;23(4):535-8.
- MacKenzie CR, Cronstein BN. Conflict of interest. *HSS journal : the musculoskeletal journal of Hospital for Special Surgery*. 2006;2(2):198-201.
- MacKenzie R, Collin J, Sriwongcharoen K. Thailand--lighting up a dark market: British American tobacco, sports sponsorship and the circumvention of legislation. *Journal of epidemiology and community health*. 2007;61(1):28-33.
- MacKenzie R, Collin J. "A Good Personal Scientific Relationship": Philip Morris Scientists and the Chulabhorn Research Institute, Bangkok. *Plos Medicine*. 2008;5(12):1737-48.
- MacKenzie R, Rogers W. Potential Conflict of Interest and Bias in the RACGP's Smoking Cessation Guidelines: Are GPs Provided with the Best Advice on Smoking Cessation for their Patients? *Public health ethics*. 2015;8(3):319-31.
- Mackenzie R. Must Family/Carers Look after Strangers? Post-DBS Identity Changes and Related Conflicts Of Interest. *Frontiers in integrative neuroscience*. 2011;5:12.
- Mackie DL, Decker DK. Hospital sponsorship of a PPO: Lowell General's preferred health plan. *Healthcare financial management : journal of the Healthcare Financial Management Association*. 1983;37(10):46-9.
- Macklin R. Conflict of interest and bias in publication. *Indian journal of medical ethics*. 2016;1(4):219-22.
- MacLennan A, Sturdee D, Fenton A, Panay N. Ghost writers, vested interest and funding disclosures. *Climacteric : the journal of the International Menopause Society*. 2010;13(4):301-2.

Macleod MR, O'Collins T, Howells DW, Donnan GA. Pooling of animal experimental data reveals influence of study design and publication bias. *Stroke*. 2004;35(5):1203-8.

MacMahon S, Perkovic V, Patel A. Industry-sponsored clinical trials in emerging markets: time to review the terms of engagement. *Jama*. 2013;310(9):907-8.

MacNeil E, Quaglia LA, Myatt M. Canadian Catholic health care leaders face the issues: government relations, sponsorship, Catholic identity, medical-moral problems, health insurance programs. *Hospital progress*. 1980;61(10):35-42.

Macneill PU, Kerridge IH, Newby D, Stokes BJ, Doran E, Henry DA. Attitudes of physicians and public to pharmaceutical industry 'gifts'. *Internal medicine journal*. 2010;40(5):335-41.

Macniven R, Kelly B, King L. Unhealthy product sponsorship of Australian national and state sports organisations. *Health promotion journal of Australia : official journal of Australian Association of Health Promotion Professionals*. 2015;26(1):52-6.

Macura A, Abraha I, Kirkham J, Gensini GF, Moja L, Iorio A. Selective outcome reporting: telling and detecting true lies. The state of the science. *Internal and Emergency Medicine*. 2010;5(2):151-5.

Maddox J. Conflicts of interest declared. *Nature*. 1992;360(6401):205.

Maekawa T. Conflicts-of-interests in medical research: its management and current status. [Rinsho ketsueki] *The Japanese journal of clinical hematology*. 2014;55(10):2249-54.

Maekawa T. Research ethics and conflicts of interest. [Rinsho ketsueki] *The Japanese journal of clinical hematology*. 2015;56(10):2277-84.

Magnin G, Vequeau-Goua V, Pourrat O, Pierre F. Severe precocious pre-eclampsia : how to manage the feto-maternal conflict of interest. *Journal de gynecologie, obstetrique et biologie de la reproduction*. 2000;29(3):230-3.

Magudia K, Laur O, Robinson-Weiss C, Sahu S, Leonard D, Phillips CH, et al. Women in Radiology: Obtaining Departmental Sponsorship and Building a Sustainable Organization Led by Residents. *Journal of the American College of Radiology : JACR*. 2019.

Magwood-Golston JS, Kessler S, Bennett CL. Evaluation of gemtuzumab ozogamycin associated sinusoidal obstructive syndrome: Findings from an academic pharmacovigilance program review and a pharmaceutical sponsored registry. *Leukemia research*. 2016;44:61-4.

Maharaj SVM. A new method for scoring financial conflicts of interest. *International Journal of Occupational and Environmental Health*. 2015;21(1):49-52.

Maharaj SVM. Assessment of the FDA backgrounder on platinum in silicone breast implants: Implications for public health policy. *International Journal of Health Services*. 2008;38(1):95-102.

Maher A, Wilson N, Signal L, Thomson G. Patterns of sports sponsorship by gambling, alcohol and food companies: an Internet survey. *BMC public health*. 2006;6:95.

- Maher W. Conflict of interest? *Bulletin of the 8th District Dental Society*. 1975;9(2):4.
- Mahid SS, Qadan M, Hornung CA, Galandiuk S. Assessment of publication bias for the surgeon scientist. *The British journal of surgery*. 2008;95(8):943-9.
- Mahinka SP, Sanzo KM. Pharmaceutical industry restructuring and new marketing approaches: enforcement responses. *Food and drug law journal*. 1995;50(2):313-25.
- Maibaum T, Egidi G. Suffers from Conflicts of Interest. *Deutsches Arzteblatt international*. 2019;116(13):220.
- Maida AJ. Sponsoring congregations' answer to McGrath Thesis: corporate control. *Hospital progress*. 1980;61(4):66-8, 80, 4.
- Maier W, Moller HJ. Meta-analyses: a method to maximise the evidence from clinical studies? *European Archives of Psychiatry and Clinical Neuroscience*. 2010;260(1):17-23.
- Mailankody S, Prasad V. Pharmaceutical Marketing for Rare Diseases: Regulating Drug Company Promotion in an Era of Unprecedented Advertisement. *Jama*. 2017;317(24):2479-80.
- Main J, Reddy L, Lazarevic M, Whelan PJ. Are late-onset eating disorders in the elderly really the more common variant? Concerns around publication bias. *International psychogeriatrics*. 2011;23(4):670-1.
- Mainous AG, 3rd, Hueston WJ, Rich EC. Patient perceptions of physician acceptance of gifts from the pharmaceutical industry. *Archives of family medicine*. 1995;4(4):335-9.
- Maisonneuve H, Boiteux A, Letonturier P, Lorette G, Guillevin L. Conflicts of interest: transparency, not witch-hunts. *Presse medicale (Paris, France : 1983)*. 2005;34(15):1052-4.
- Maj M. FINANCIAL AND NON-FINANCIAL CONFLICTS OF INTERESTS IN PSYCHIATRY. *Acta Bioethica*. 2009;15(2):165-71.
- Maj M. Financial and non-financial conflicts of interests in psychiatry. *European archives of psychiatry and clinical neuroscience*. 2010;260 Suppl 2:S147-51.
- Maj M. Financial and non-financial conflicts of interests in psychiatry. *European Archives of Psychiatry and Clinical Neuroscience*. 2010;260:S147-S51.
- Maj M. Non-financial conflicts of interests in psychiatric research and practice. *The British journal of psychiatry : the journal of mental science*. 2008;193(2):91-2.
- Makowska M. Does growing up with a physician influence the ethics of medical students' relationships with the pharmaceutical industry? The cases of the US and Poland. *BMC medical ethics*. 2017;18(1):49.
- Makowska M. Polish physicians' cooperation with the pharmaceutical industry and its potential impact on public health. *PloS one*. 2017;12(9):e0184862.



Malay DS. Conflicts of interest, ghostwriters, and the importance of disclosure. *The Journal of foot and ankle surgery : official publication of the American College of Foot and Ankle Surgeons*. 2008;47(5):375-6.

Malay DS. Financial and Nonfinancial (Allegiance) Conflicts of Interest in Clinical Research. *The Journal of foot and ankle surgery : official publication of the American College of Foot and Ankle Surgeons*. 2016;55(6):1129.

Maldonado-Alconada J, Palenzuela-Paniagua SM. Nocturia and insomnia. Conflict of interests and methodology. *Medicina clinica*. 2011;137(6):284.

Malhi GS. A 'conflict' of interests. *The Australian and New Zealand journal of psychiatry*. 2012;46(6):491-2.

Malicki M, Marusic A, Consortium O. Is there a solution to publication bias? Researchers call for changes in dissemination of clinical research results. *Journal of clinical epidemiology*. 2014;67(10):1103-10.

Mallinckrodt CH, Golden BL, Bourdon RM. The effect of selective reporting on estimates of weaning weight parameters in beef cattle. *Journal of animal science*. 1995;73(5):1264-70.

Malmivaara A. The human risks of bias in medical and rehabilitation research and practice: the eight Is. *European Journal of Physical and Rehabilitation Medicine*. 2019;55(3):372-7.

Malone RE, Bero LA. Chasing the dollar: why scientists should decline tobacco industry funding. *Journal of Epidemiology and Community Health*. 2003;57(8):546-8.

Malone RE. Ethical issues in industry-sponsored research. *Journal of emergency nursing: JEN : official publication of the Emergency Department Nurses Association*. 1998;24(2):193-6.

Malone RE. Tobacco industry sponsorships: new image belies its deadly product. *Journal of emergency nursing: JEN : official publication of the Emergency Department Nurses Association*. 2004;30(2):185-7.

Maloney DM. Financial conflicts of interest and human subjects research. *Human research report*. 2002;17(12):3.

Maloney DM. Financial conflicts of interest and protection of human research subjects. *Human research report*. 2004;19(6):1-2.

Maloney DM. Financial conflicts of interest in the National Institutes of Health? *Human research report*. 2004;19(3):1-3.

Maloney DM. Grant proposal reviewer says he would have scored proposal lower due to conflict of interest. *Human research report*. 2004;19(12):8.

Maloney DM. Institutional conflicts of interest and research with human subjects. *Human research report*. 2003;18(2):1-2.

- Maloney DM. Institutional review boards and financial conflict of interest. Human research report. 2001;16(5):1-2.
- Maloney DM. Institutional review boards and financial conflicts of interest. Human research report. 2002;17(2):1-2.
- Maloney DM. Institutional review boards should not have primary conflict of interest duty. Human research report. 2001;16(8):1-2.
- Maloney DM. IRBs and financial conflict of interest. Human research report. 2000;15(11):3.
- Maloney DM. IRBs and financial conflict of interest. Human research report. 2001;16(11):3.
- Maloney DM. IRBs and financial conflicts of interest. Human research report. 2002;17(4):5.
- Maloney DM. IRBs and institutional conflict of interest. Human research report. 2002;17(11):3.
- Maloney DM. IRBs and their own conflicts of interest. Human research report. 2001;16(4):3.
- Maloney DM. Protecting against financial conflict of interest at the NIH. Human research report. 2005;20(1):3.
- Maloney DM. Research subjects to be told about conflicts of interest. Human research report. 2002;17(2):3.
- Maloney DM. Researcher said his colleague should have revealed possible conflicts of interest. Human research report. 2005;20(1):8.
- Maloney DM. Subject's parents say federal protection office had inherent conflict of interest. Human research report. 2000;15(8):5-6.
- Maloney DM. Task force ready on financial conflict of interest in research. Human research report. 2001;16(5):4.
- Maloney LM, Mycyk MB. Honest Disclosure of Conflicts of Interest Advances Emergency Medicine Scholarship. Academic emergency medicine : official journal of the Society for Academic Emergency Medicine. 2019;26(6):698-700.
- Malov NI. Information concerning Health Care and Medical Industry Head-Department, sponsored by USSR State Planning. La Sante publique. 1984;27(2):121-3.
- Maltz C. Conflicts of Interest in the North American Consensus on Breath Testing. The American journal of gastroenterology. 2017;112(12):1892.
- Mamalis N. Conflict of interest. Journal of cataract and refractive surgery. 2011;37(3):431-2.
- Mamudu HM, Hammond R, Glantz S. Tobacco industry attempts to counter the World Bank report curbing the epidemic and obstruct the WHO framework convention on tobacco control. Social Science & Medicine. 2008;67(11):1690-9.
- Managing financial conflicts of interest. Irb. 2003;25(1):7.

Manalo IF, Gilbert KE, Wu JJ. An updated survey for the 2007-2013 period of randomized controlled trials for psoriasis: treatment modalities, study designs, comparators, outcome measures and sponsorship. *Journal of the European Academy of Dermatology and Venereology : JEADV*. 2015;29(10):1945-50.

Manchanda P, Honka E. The effects and role of direct-to-physician marketing in the pharmaceutical industry: an integrative review. *Yale journal of health policy, law, and ethics*. 2005;5(2):785-822.

Manchanda R, Varma R. Representation of authors and editors from poor countries: observed publication bias may reflect who is funding research. *BMJ (Clinical research ed)*. 2004;329(7457):110.

Manchikanti L, Hirsch JA, Cohen SP, Heavner JE, Falco FJE, Diwan S, et al. Assessment of Methodologic Quality of Randomized Trials of Interventional Techniques: Development of an Interventional Pain Management Specific Instrument. *Pain Physician*. 2014;17(3):E263-E90.

Manchikanti L, Singh V, Derby R, Helm S, Trescot AM, Staats PS, et al. Review of Occupational Medicine Practice Guidelines for Interventional Pain Management and Potential Implications. *Pain Physician*. 2008;11(3):271-89.

Manchikanti L, Singh V, Helm S, Trescot AM, Hirsch JA. A Critical Appraisal of 2007 American College of Occupational and Environmental Medicine (ACOEM) Practice Guidelines for Interventional Pain Management: An Independent Review Utilizing AGREE, AMA, IOM, and Other Criteria. *Pain Physician*. 2008;11(3):291-310.

Manchikanti L, Singh V, Smith HS, Hirsch JA. Evidence-Based Medicine, Systematic Reviews, and Guidelines in Interventional Pain Management: Part 4: Observational Studies. *Pain Physician*. 2009;12(1):73-108.

Manchikanti L. Evidence-Based Medicine, Systematic Reviews, and Guidelines in Interventional Pain Management Part I: Introduction and General Considerations. *Pain Physician*. 2008;11(2):161-86.

Mandrioli D, Kearns CE, Bero LA. Relationship between Research Outcomes and Risk of Bias, Study Sponsorship, and Author Financial Conflicts of Interest in Reviews of the Effects of Artificially Sweetened Beverages on Weight Outcomes: A Systematic Review of Reviews. *PloS one*. 2016;11(9):e0162198.

Mandrioli D, Kearns CE, Bero LA. Relationship between Research Outcomes and Risk of Bias, Study Sponsorship, and Author Financial Conflicts of Interest in Reviews of the Effects of Artificially Sweetened Beverages on Weight Outcomes: A Systematic Review of Reviews. *Plos One*. 2016;11(9).

Mangan KS. Medical-research ethics under the microscope: schools try to plot the fine line between commercial links and conflicts of interest. *The Chronicle of higher education*. 2003;49(46):A22-4.

- Mangan KS. Researchers raise concerns about secrecy in company-sponsored clinical trials. *The Chronicle of higher education*. 2006;52(31):A29.
- Mangin D, Bahat G, Golomb BA, Mallery LH, Moorhouse P, Onder G, et al. International Group for Reducing Inappropriate Medication Use & Polypharmacy (IGRIMUP): Position Statement and 10 Recommendations for Action. *Drugs & Aging*. 2018;35(7):575-87.
- Mann H, Djulbegovic B. Comparator bias: why comparisons must address genuine uncertainties. *Journal of the Royal Society of Medicine*. 2013;106(1):30-3.
- Mann J, Crooke M, Fear H, Hay D, Jackson R, Neutze J, et al. Pharmaceutical company sponsorship. *The New Zealand medical journal*. 1993;106(960):318.
- Mann J. Review of publication bias in studies on publication bias: mandatory publication of data may help. *BMJ (Clinical research ed)*. 2005;331(7517):638.
- Mann R, Strom BL. Journal's policy regarding conflict of interest. *Pharmacoepidemiology and drug safety*. 2003;12(4):269-70.
- Mann WV, Jr., Binkley CJ. A discourse on the sponsorship of postdoctoral education programs in general dentistry. *Journal of dental education*. 1987;51(6):287-92.
- Mannocci A, Backhaus I, D'Egidio V, Federici A, Villari P, La Torre G. What public health strategies work to reduce the tobacco demand among young people? An umbrella review of systematic reviews and meta-analyses. *Health Policy*. 2019;123(5):480-91.
- Mansfield P. Industry-sponsored research: a more comprehensive alternative. *PLoS medicine*. 2006;3(10):e463; author reply e4.
- Mansi BA, Clark J, David FS, Gesell TM, Glasser S, Gonzalez J, et al. Ten recommendations for closing the credibility gap in reporting industry-sponsored clinical research: a joint journal and pharmaceutical industry perspective. *Mayo Clinic proceedings*. 2012;87(5):424-9.
- Manson JE, Faich GA. Conflicts of interest--editorialists respond. *The New England journal of medicine*. 1996;335(14):1064-5.
- Manthous CA. Containing conflicts of interest. *Chest*. 2007;132(2):370-2.
- Manzoli L, Flacco ME, D'Addario M, Capasso L, De Vito C, Marzuillo C, et al. Non-publication and delayed publication of randomized trials on vaccines: survey. *Bmj-British Medical Journal*. 2014;348.
- Mara L. An objection about the conflicts of interest. *Epidemiologia e prevenzione*. 2005;29(3-4):134.
- Marckmann P. Misleading conclusions on health effects of cheese and meat-enriched diets in study sponsored by dairy industry. *The American journal of clinical nutrition*. 2016;103(1):291-2.

Marco CA, Moskop JC, Solomon RC, Geiderman JM, Larkin GL. Gifts to physicians from the pharmaceutical industry: an ethical analysis. *Annals of emergency medicine*. 2006;48(5):513-21.

Marcovitch H, Barbour V, Borrell C, Bosch F, Fernandez E, Macdonald H, et al. Conflict of Interest in Science Communication: More than a Financial Issue Report from Esteve Foundation Discussion Group, April 2009. *Croatian Medical Journal*. 2010;51(1):7-15.

Marcovitch H, Barbour V, Borrell C, Bosch F, Fernandez E, Macdonald H, et al. Conflict of interest in science communication: more than a financial issue. Report from Esteve Foundation Discussion Group, April 2009. *Croatian medical journal*. 2010;51(1):7-15.

Marcovitch H. How could disclosure of interests work better in medicine, epidemiology and public health: How do potential conflicts of interest confuse medicine and public health? *Journal of epidemiology and community health*. 2009;63(8):608-9.

Marcovitch H. How do potential conflicts of interest confuse medicine and public health?: How could disclosure of interests work better in medicine, epidemiology and public health? *Journal of Epidemiology and Community Health*. 2009;63(8):608-9.

Marcovitch H. Misconduct by researchers and authors. *Gaceta Sanitaria*. 2007;21(6):492-9.

Margetts B, Arab L. Sponsorship of research in Public Health Nutrition. *Public health nutrition*. 2001;4(5):933.

Margolin KA, van Besien K, Peace DJ. An introduction to foundation and industry-sponsored research: practical and ethical considerations. *Hematology American Society of Hematology Education Program*. 2007:498-503.

Margulis AV, Pladevall M, Riera-Guardia N, Varas-Lorenzo C, Hazell L, Berkman ND, et al. Quality assessment of observational studies in a drug-safety systematic review, comparison of two tools: the Newcastle-Ottawa Scale and the RTI item bank. *Clinical Epidemiology*. 2014;6:359-68.

Marinelli E, Montanari Vergallo G, Busardo FP, Zaami S. The importance of disclosing the conflict of interest (CoI) in the era of open access publishing. *European review for medical and pharmacological sciences*. 2016;20(1):194-5.

Marin-Franch I. Publication bias and the chase for statistical significance. *Journal of optometry*. 2018;11(2):67-8.

Markman JR, Markman M. Running an ethical trial 60 years after the Nuremberg Code. *Lancet Oncology*. 2007;8(12):1139-46.

Markman M. "Conflict-of-interest" and participation in IRB deliberations: an alternative perspective. *Cancer investigation*. 2008;26(2):115-7.

Marks JH, Thompson DB. Shifting the focus: Conflict of interest and the food industry. *The American journal of bioethics : AJOB*. 2011;11(1):44-6.

Marks JH. Expedited industry-sponsored translational research: a seductive but hazardous cocktail? *The American journal of bioethics* : AJOB. 2008;8(3):56-8; discussion W1-3.

Marlow B. The future sponsorship of CME in Canada: industry, government, physicians or a blend? *CMAJ* : Canadian Medical Association journal = journal de l'Association medicale canadienne. 2004;171(2):150-1.

Maron DJ, Hlatky MA. Trial to Assess Chelation Therapy (TACT) and equipoise: When evidence conflicts with beliefs. *American Heart Journal*. 2014;168(1):4-5.

Marquardsen M, Ogden M, Gotzsche PC. Redactions in protocols for drug trials: what industry sponsors concealed. *Journal of the Royal Society of Medicine*. 2018;111(4):136-41.

Marquez-Calderon S, Lopez-Valcarcel BG, Segura A. Medical societies' recommendations for immunization with Human Papillomavirus vaccine and disclosure of conflicts of interests. *Preventive medicine*. 2009;48(5):449-53.

Marris E. Ethics review slams government panels over conflicts of interest. *Nature*. 2004;431(7004):3.

Marshall DC, Moy B, Jackson ME, Mackey TK, Hattangadi-Gluth JA. Distribution and Patterns of Industry-Related Payments to Oncologists in 2014. *Jnci-Journal of the National Cancer Institute*. 2016;108(12).

Marshall DF. All scientific content of the BMJ should declare authors' conflicts of interest. *BMJ (Clinical research ed)*. 1998;317(7154):351.

Marshall E. Conflict of interest. Zerhouni pledges review of NIH consulting in wake of allegations. *Science (New York, NY)*. 2003;302(5653):2046.

Marshall E. Publishing sensitive data: who calls the shots? Journals joust over conflict-of-interest rules. *Science (New York, NY)*. 1997;276(5312):524.

Marshall E. When does intellectual passion become conflict of interest? *Science (New York, NY)*. 1992;257(5070):620-3.

Marshall JC, Kwong W, Kommaraju K, Burns KEA. Determinants of Citation Impact in Large Clinical Trials in Critical Care: The Role of Investigator-Led Clinical Trials Groups. *Critical Care Medicine*. 2016;44(4):663-70.

Martin A, Faraone SV, Henderson SW, Hudziak JJ, Leibenluft E, Piacentini J, et al. Conflict of interest. *Journal of the American Academy of Child and Adolescent Psychiatry*. 2008;47(2):119-20.

Martin A. Interests and conflicts of interest in nutrition. *Cahiers De Nutrition Et De Dietetique*. 2010;45(1):10-7.

Martin A. Interests and conflicts of interests: an expert opinion. *Oncologie*. 2010;12(11-12):657-65.

Martin JB. The pervasive influence of conflicts of interest: a personal perspective. *Neurology*. 2010;74(24):2016-21.

Martin JLR, Perez V, Sacristan M, Alvarez E. Is grey literature essential for a better control of publication bias in psychiatry? An example from three meta-analyses of schizophrenia. *European psychiatry : the journal of the Association of European Psychiatrists*. 2005;20(8):550-3.

Martin Moreno S. The ethics of prescriptions. Conflicts of the physician and the patient, the management entity and the pharmaceutical industry. *Medicina clinica*. 2001;116(8):299-306.

Martinez C, Fu M, Galan I, Perez-Rios M, Martinez-Sanchez JM, Lopez MJ, et al. Conflicts of interest in research on electronic cigarettes. *Tobacco Induced Diseases*. 2018;16.

Martinez C, Fu M, Galan I, Perez-Rios M, Martinez-Sanchez JM, Lopez MJ, et al. Conflicts of interest in research on electronic cigarettes. *Tobacco induced diseases*. 2018;16:28.

Martins CC, Riva JJ, Firmino RT, Colunga-Lozano LE, Granville-Garcia AF, Zhang Y, et al. Conflict of interest is not associated with positive conclusions in toothpaste trials: a systematic survey. *Journal of clinical epidemiology*. 2019;108:141-3.

Martin-Sanchez FJ, Gonzalez Del Castillo J. Disclosure of sources of possible conflicts of interest in Spanish biomedical journals: a long way to go. *Anales del sistema sanitario de Navarra*. 2016;39(1):165-6.

Martiny A. Position paper: conflict of interest in the German health industries involving the work of German International Transparency. *Zeitschrift fur Evidenz, Fortbildung und Qualitat im Gesundheitswesen*. 2009;103(3):155-7.

Marusic A, Dal-Re R. Getting more light into the dark room of editorial conflicts of interest. *Journal of global health*. 2018;8(1):010101.

Marusic A, Hren D, Mansi B, Lineberry N, Bhattacharya A, Garrity M, et al. Five-step authorship framework to improve transparency in disclosing contributors to industry-sponsored clinical trial publications. *BMC medicine*. 2014;12:197.

Marusic A, Rudan I, Campbell H. Declarations of conflicts of interest from the editors of the *Journal of Global Health* - 2019. *Journal of global health*. 2019;9(1):010102.

Marusic A, Rudan I, Campbell H. Declarations of conflicts of interest from the editors of the *Journal of Global Health*. *Journal of global health*. 2018;8(1):010102.

Marusic A. Editorial interest in conflict of interest. *Croatian medical journal*. 2009;50(4):339-41.

Marusic M. Conflict of interest for editor: sweet and sad choices. *Croatian medical journal*. 2009;50(4):342-4.

Marwick C. NIH expects conflict-of-interest rule revisions to take at least 6 months. *Jama*. 1990;263(9):1183.

Marwick C. Vote of confidence for FDA advisory committees, but conflict of interest questions remain. *Jama*. 1992;268(24):3417.

Mason E. Patients' needs and health planners: a conflict of interests. *Medical world news*. 1980;21(3):63.

Mason PR, Tattersall MHN. Conflicts of interest: a review of institutional policy in Australian medical schools. *The Medical journal of Australia*. 2011;194(3):121-5.

Mason V. Key Opinion Leaders--SMi's inaugural conference understanding physician-pharmaceutical industry relationships. *IDrugs : the investigational drugs journal*. 2008;11(12):889-93.

Massey PR, Wang RB, Prasad V, Bates SE, Fojo T. Assessing the Eventual Publication of Clinical Trial Abstracts Submitted to a Large Annual Oncology Meeting. *Oncologist*. 2016;21(3):261-8.

Master Z, Werner K, Smith E, Resnik DB, Williams-Jones B. Conflicts of interest policies for authors, peer reviewers, and editors of bioethics journals. *AJOB empirical bioethics*. 2018;9(3):194-205.

Masters S. Conflict of interest. *Australian family physician*. 2005;34(11):903; author reply

Matcham J, Julious S, Pyke S, O'Kelly M, Todd S, Seldrup J, et al. Proposed best practice for statisticians in the reporting and publication of pharmaceutical industry-sponsored clinical trials. *Pharmaceutical statistics*. 2011;10(1):70-3.

Mather C. The pipeline and the porcupine: alternate metaphors of the physician-industry relationship. *Social Science & Medicine*. 2005;60(6):1323-34.

Matheson A. Can self-regulation deliver an ethical commercial literature? A critical reading of the "Good Publication Practice" (GPP3) guidelines for industry-financed medical journal articles. *Accountability in Research-Policies and Quality Assurance*. 2019;26(2):85-107.

Matheson A. Corporate Science and the Husbandry of Scientific and Medical Knowledge by the Pharmaceutical Industry. *Biosocieties*. 2008;3(4):355-82.

Matheson A. Ghostwriting: the importance of definition and its place in contemporary drug marketing. *Bmj-British Medical Journal*. 2016;354.

Matheson A. Marketing trials, marketing tricks - how to spot them and how to stop them. *Trials*. 2017;18.

Matheson A. THE DISPOSABLE AUTHOR How Pharmaceutical Marketing Is Embraced within Medicine's Scholarly Literature. *Hastings Center Report*. 2016;46(4):31-7.

Matheson A. The ICMJE Recommendations and pharmaceutical marketing - strengths, weaknesses and the unsolved problem of attribution in publication ethics. *Bmc Medical Ethics*. 2016;17.



Mathew SJ, Charney DS. Publication bias and the efficacy of antidepressants. *The American journal of psychiatry*. 2009;166(2):140-5.

Mathieu G, Williams-Jones B. Managing conflicts of interest should begin with dialogue and education, not punitive measures: comment on "Toward a sociology of conflict of interest in medical research" by Sarah Winch and Michael Sinnott. *Journal of bioethical inquiry*. 2012;9(2):221-2.

Mathieu S, Boutron I, Moher D, Altman DG, Ravaud P. Comparison of Registered and Published Primary Outcomes in Randomized Controlled Trials. *Jama-Journal of the American Medical Association*. 2009;302(9):977-84.

Matias-Guiu J, Garcia-Ramos R. Author and authorship in medical journals. *Neurologia*. 2009;24(1):1-6.

Matias-Guiu J, Garcia-Ramos R. Conflict of interests and scientific publications. *Neurologia (Barcelona, Spain)*. 2012;27(1):1-3.

Matias-Guiu J, Garcia-Ramos R. Editorial bias in scientific publications. *Neurologia*. 2011;26(1):1-5.

Matias-Guiu J, Garcia-Ramos R. Fraud and misconduct in scientific publications. *Neurologia*. 2010;25(1):1-4.

Matias-Guiu J, Garcia-Ramos R. Ghost-authors, improvement article communication, and medical publications. *Neurologia*. 2011;26(5):257-61.

Matsen FA, 3rd, Jette JL, Neradilek MB. Demographics of disclosure of conflicts of interest at the 2011 annual meeting of the American Academy of Orthopaedic Surgeons. *The Journal of bone and joint surgery American volume*. 2013;95(5):e29.

Matushek KJ. Conflicted by conflicts of interest. *Journal of the American Veterinary Medical Association*. 2015;246(6):601-2.

Matzopoulos R, Parry CDH, Corrigan J, Myers J, Goldstein S, London L. Global Fund collusion with liquor giant is a clear conflict of interest. *Bulletin of the World Health Organization*. 2012;90(1):67-9; discussion 70.

Maud E, Tendal B, Hrobjartsson A, Jorgensen KJ, Lundh A, Schroll J, et al. Benefits and harms in clinical trials of duloxetine for treatment of major depressive disorder: comparison of clinical study reports, trial registries, and publications. *Bmj-British Medical Journal*. 2014;348.

Maurissen JP, Gilbert SG, Sander M, Beauchamp TL, Johnson S, Schwetz BA, et al. Workshop proceedings: managing conflict of interest in science. A little consensus and a lot of controversy. *Toxicological sciences : an official journal of the Society of Toxicology*. 2005;87(1):11-4.

Maurissen JP, Gilbert SG, Sander M, Beauchamp TL, Johnson S, Schwetz BA, et al. Workshop proceedings: Managing conflict of interest in science. A little consensus and a lot of controversy. *Toxicological Sciences*. 2005;87(1):11-4.

- Mavridis D, Efthimiou O, Leucht S, Salanti G. Publication bias and small-study effects magnified effectiveness of antipsychotics but their relative ranking remained invariant. *Journal of clinical epidemiology*. 2016;69:161-9.
- Mavridis D, Salanti G. Exploring and accounting for publication bias in mental health: a brief overview of methods. *Evidence-based mental health*. 2014;17(1):11-5.
- Mavridis D, Salanti G. How to assess publication bias: funnel plot, trim-and-fill method and selection models. *Evidence-based mental health*. 2014;17(1):30.
- Mavridis D, Sutton A, Cipriani A, Salanti G. A fully Bayesian application of the Copas selection model for publication bias extended to network meta-analysis. *Statistics in medicine*. 2013;32(1):51-66.
- Mavridis D, Welton NJ, Sutton A, Salanti G. A selection model for accounting for publication bias in a full network meta-analysis. *Statistics in medicine*. 2014;33(30):5399-412.
- Maxim L, van der Sluijs JP. Qualichem In Vivo: A Tool for Assessing the Quality of In Vivo Studies and Its Application for Bisphenol A. *Plos One*. 2014;9(1).
- Mayer MG. How publication bias and inadequate research transparency endanger medicine. *JAAPA : official journal of the American Academy of Physician Assistants*. 2016;29(6):1-2.
- Mayes C, Blakely B, Kerridge I, Komesaroff P, Olver I, Lipworth W. On the fragility of medical virtue in a neoliberal context: the case of commercial conflicts of interest in reproductive medicine. *Theoretical medicine and bioethics*. 2016;37(1):97-111.
- Mayes C, Lipworth W, Kerridge I. Clarifying the costs of conflicts of interest. *International Journal of Clinical Practice*. 2015;69(3):384-5.
- Mayes C, Lipworth W, Kerridge I. Declarations, accusations and judgement: examining conflict of interest discourses as performative speech-acts. *Medicine, health care, and philosophy*. 2016;19(3):455-62.
- Mayes C, Williams J, Kerridge I, Lipworth W. Scientism, conflicts of interest, and the marginalization of ethics in medical education. *Journal of evaluation in clinical practice*. 2018;24(5):939-44.
- Mayes C. On the importance of the institution and social self in a sociology of conflicts of interest : comment on "Toward a sociology of conflict of interest in medical research" by Sarah Winch and Michael Sinnott. *Journal of bioethical inquiry*. 2012;9(2):217-8.
- Mayor S. Surgery journal bans authors who hide conflicts of interest. *BMJ (Clinical research ed)*. 2006;332(7534):135.
- Mayo-Wilson E, Fusco N, Hong H, Li T, Canner JK, Dickersin K. Opportunities for selective reporting of harms in randomized clinical trials: Selection criteria for non-systematic adverse events. *Trials*. 2019;20(1):553.

Mayo-Wilson E, Li TJ, Fusco N, Bertizzolo L, Canner JK, Cowley T, et al. Cherry-picking by trialists and meta-analysts can drive conclusions about intervention efficacy. *Journal of Clinical Epidemiology*. 2017;91:95-110.

Mayo-Wilson E, Li TJ, Fusco N, Dickersin K, Investigators M. Practical guidance for using multiple data sources in systematic reviews and meta-analyses (with examples from the MUDS study). *Research Synthesis Methods*. 2018;9(1):2-12.

Mazzaschi A. NIH and ADAMHA's conflict-of-interest guidelines withdrawn. *FASEB journal* : official publication of the Federation of American Societies for Experimental Biology. 1990;4(2):137-8.

McCambridge J, Mialon M. Alcohol industry involvement in science: A systematic review of the perspectives of the alcohol research community. *Drug and Alcohol Review*. 2018;37(5):565-79.

McCambridge J. A case study of publication bias in an influential series of reviews of drug education. *Drug and alcohol review*. 2007;26(5):463-8.

McCarron DA. NHLBI's conflict of interest: why we need the Data Quality Act. *American journal of hypertension*. 2003;16(9 Pt 1):789-91.

McCarthy CP, DeCamp M, McEvoy JW. Social Media and Physician Conflict of Interest. *The American journal of medicine*. 2018;131(8):859-60.

McCarthy M. Conflict of interest highlighted in debate on calcium-channel blockers. *Lancet (London, England)*. 1998;351(9097):191.

McCarthy M. Conflict of interest taints vaccine approval process, charges US report. *Lancet (London, England)*. 2000;356(9232):838.

McCarthy M. Conflicts of interest common among US cancer guideline authors, study finds. *BMJ (Clinical research ed)*. 2016;354:i4660.

McCarthy M. Conflicts of interest may affect conclusions of systematic reviews of flu drugs, study indicates. *BMJ (Clinical research ed)*. 2014;349:g6065.

McCarthy M. Drug company staff fretted when in-house paper's conclusion clashed with marketing claims. *BMJ (Clinical research ed)*. 2014;348:g1505.

McCarthy M. JAMA relaxes requirements on industry sponsored studies. *BMJ (Clinical research ed)*. 2013;346:f4121.

McCarthy M. League was based on consumer survey sponsored by drug industry. *BMJ (Clinical research ed)*. 2012;344:e3868.

McCarthy M. NIH told to provide records in conflict of interest probe. *Lancet (London, England)*. 2003;362(9401):2076.

McCarthy M. Publication bias skewed results of anxiety drug treatment trials, study finds. *BMJ (Clinical research ed)*. 2015;350:h1948.

McCarthy M. US campaign tackles drug company influence over doctors. *Lancet* (London, England). 2007;369(9563):730.

McCarthy M. US intends to publish drug company payments to doctors from October despite calls for delay. *BMJ* (Clinical research ed). 2014;349:g5693.

McCartney CR, Rosen CJ. Conflicts of Interest in Clinical Practice Guidelines: Accelerating an Evolution. An Endocrine Society Consensus Statement. *The Journal of clinical endocrinology and metabolism*. 2018;103(12):4339-42.

McCartney M. Margaret McCartney: Hiding and seeking doctors' conflicts of interest. *BMJ* (Clinical research ed). 2018;360:k135.

McCay L. Tackling conflicts of interest. Ban against industry ties introduces bias and obscures whole view. *BMJ* (Clinical research ed). 2011;343:d5602.

McClellan MB. Inconsistent Reporting of Potential Conflicts of Interest in JAMA Cardiology. *JAMA cardiology*. 2019;4(1):84.

McClellan MB. Inconsistent Reporting of Potential Conflicts of Interest in JAMA Pediatrics. *JAMA pediatrics*. 2019;173(1):103-4.

McClellan MB. Inconsistent Reporting of Potential Conflicts of Interest in JAMA. *Jama*. 2018;320(24):2601-2.

McClure AE. A conflict of interest policy for hospitals. *Leadership in health services = Leadership dans les services de sante*. 1993;2(4):27-8.

McComas KA. Researcher Views About Funding Sources and Conflicts of Interest in Nanotechnology. *Science and Engineering Ethics*. 2012;18(4):699-717.

McComas KA. Session 5: Nutrition communication. The role of trust in health communication and the effect of conflicts of interest among scientists. *The Proceedings of the Nutrition Society*. 2008;67(4):428-36.

McCoy MS, Carniol M, Chockley K, Urwin JW, Emanuel EJ, Schmidt H. Conflicts of Interest for Patient-Advocacy Organizations. *The New England journal of medicine*. 2017;376(9):880-5.

McCoy MS, Emanuel EJ. Health policy: Addressing conflicts of interest of public speakers at advisory committee meetings. *Nature reviews Clinical oncology*. 2016;13(5):267-8.

McCoy MS, Emanuel EJ. Why There Are No "Potential" Conflicts of Interest. *Jama*. 2017;317(17):1721-2.

McCoy MS, Pagan O, Donohoe G, Kanter GP, Litman RS. Conflicts of Interest of Public Speakers at Meetings of the Anesthetic and Analgesic Drug Products Advisory Committee. *JAMA internal medicine*. 2018;178(7):996-7.

McCoy MS. Addressing the Conflicts of Interest of Public Officials and Employees: Lessons From Cannabis Legalization. *American journal of public health*. 2019;109(3):350-1.

McCrary J, Christensen G, Fanelli D. Conservative Tests under Satisficing Models of Publication Bias. *PloS one*. 2016;11(2):e0149590.

McCrary SV, Anderson CB, Jakovljevic J, Khan T, McCullough LB, Wray NP, et al. A national survey of policies on disclosure of conflicts of interest in biomedical research. *The New England journal of medicine*. 2000;343(22):1621-6.

McCue MJ. What determines hospital sponsorship of an HMO? *Inquiry : a journal of medical care organization, provision and financing*. 2000;37(3):268-81.

McCullough LB, Richman BW, Jones JW. Nonmonetary conflicts of interest. *Journal of vascular surgery*. 2002;36(6):1309-10.

McCullough PA. How Trialists and Pharmaceutical Sponsors Have Failed Us by Thinking That Acute Heart Failure Is a 48-Hour Illness. *The American journal of cardiology*. 2017;120(3):505-8.

McDaniel PA, Intinarelli G, Malone RE. Tobacco industry issues management organizations: Creating a global corporate network to undermine public health. *Globalization and Health*. 2008;4.

McDaniel PA, Lown EA, Malone RE. US Media Coverage of Tobacco Industry Corporate Social Responsibility Initiatives. *Journal of Community Health*. 2018;43(1):117-27.

McDonald PJ, Kulkarni AV, Farrokhyar F, Bhandari M. Ethical issues in surgical research. *Canadian Journal of Surgery*. 2010;53(2):133-6.

McDonnell WA, McDonnell TP. Quality evaluation in the management of child sponsorship programmes. *The Journal of tropical medicine and hygiene*. 1994;97(4):199-204.

McFadden DW, Calvario E, Graves C. The devil is in the details: the pharmaceutical industry's use of gifts to physicians as marketing strategy. *The Journal of surgical research*. 2007;140(1):1-5.

McGauran N, Wieseler B, Kreis J, Schuler YB, Kolsch H, Kaiser T. Reporting bias in medical research - a narrative review. *Trials*. 2010;11.

McGee G. The Web and conflict of interest. *Science (New York, NY)*. 1999;284(5418):1274-5.

McGee RG, Su M, Kelly PJ, Higgins GY, Craig JC, Webster AC. Trial Registration and Declaration of Registration by Authors of Randomized Controlled Trials. *Transplantation*. 2011;92(10):1094-100.

McHenry L. Of sophists and spin-doctors: industry-sponsored ghostwriting and the crisis of academic medicine. *Mens sana monographs*. 2010;8(1):129-45.

McHenry LB, Jureidini JN. Industry-sponsored ghostwriting in clinical trial reporting: a case study. *Accountability in research*. 2008;15(3):152-67.

McHenry LB. Commercial influences on the pursuit of wisdom. *London Review of Education*. 2007;5(2):131-42.

McInnes MDF, Lim CS, van der Pol CB, Salameh JP, McGrath TA, Frank RA. Reporting Guidelines for Imaging Research. *Seminars in Nuclear Medicine*. 2019;49(2):121-35.

McIntyre MD. Laparoscopic cholecystectomy: university-versus industry-sponsored training. *Canadian journal of surgery Journal canadien de chirurgie*. 1992;35(3):232-3.

McKee M, Steele S, Stuckler D. The hidden power of corporations A lesson from China. *Bmj-British Medical Journal*. 2019;364.

McKenna PJ, Laws KR, Jauhar S. Selective reporting of results in guidelines. *The British journal of psychiatry : the journal of mental science*. 2015;207(6):560-1.

McKinney R, Jr. Being Right Isn't Always Enough: NFL Culture and Team Physicians' Conflict of Interest. *The Hastings Center report*. 2016;46 Suppl 2:S33-S4.

McKinney RE, Jr. Institutional Conflict of Interest and the Translational Pathway. *JAMA ophthalmology*. 2016;134(5):483-4.

McKinney RE, Jr. Institutional Conflict of Interest-Reply. *JAMA ophthalmology*. 2016;134(11):1335.

McKinney RE, Jr., Pierce HH. Strategies for Addressing a Broader Definition of Conflicts of Interest. *Jama*. 2017;317(17):1727-8.

McKinney WP, Rich EC. Gifts to physicians from the pharmaceutical industry. *Jama*. 2000;283(20):2656-7; author reply 7-8.

McKneally MF. Beyond disclosure: managing conflicts of interest to strengthen trust in our profession. *The Journal of thoracic and cardiovascular surgery*. 2007;133(2):300-2.

McLaren PJ. Conflict of interest guidelines for clinical guidelines. *The Medical journal of Australia*. 2012;196:113.

McLaughlin N. End the creed of greed. Actions, not words, are the only way to put an end to conflicts of interest, abuses. *Modern healthcare*. 2006;36(21):21.

McLean AE. Hazards from chemicals: scientific questions and conflicts of interest. *Proceedings of the Royal Society of London Series B, Biological sciences*. 1979;205(1158):179-97.

McLellan F. Conflict of interest: a prescription for change. *PM & R : the journal of injury, function, and rehabilitation*. 2009;1(2):99-100.

McLellan F. Conflict of Interest: A Prescription for Change. *Pm&R*. 2009;1(2):99-100.

McLellan F. NIH panel holds conflicts of interest meeting. *Lancet (London, England)*. 2004;363(9412):872.

McLennan M, Leong FC, Steele A, Harris J. The influence of industry sponsorship on the acceptance of abstracts and their publication. *American journal of obstetrics and gynecology*. 2008;198(5):579.e1-4.

McMahon C. Premature ejaculation and pharmaceutical company-based medicine: The dapoxetine case. *Journal of Sexual Medicine*. 2008;5(4):983-6.

McManus E, Turner D, Sach T. Can You Repeat That? Exploring the Definition of a Successful Model Replication in Health Economics. *Pharmacoeconomics*. 2019;37(11):1371-81.

McMasters KM. Disclosure of authors' conflicts of interest--a follow-up. *The New England journal of medicine*. 2000;343(2):146; author reply -7.

McMullen B. A closer look at lay sponsorship. A CHA survey reveals some problems with two established models. *Health progress (Saint Louis, Mo)*. 1996;77(1):28-30.

McNamara MG, Amir E. Response to: Assessing the risk of bias and publication bias should be integral parts of the systematic review. *European journal of cancer (Oxford, England : 1990)*. 2019;118:189.

McNamee R. Outcome of retrospective cohort studies and study size: a publication bias? *British journal of industrial medicine*. 1989;46(2):143.

McNeil CM, Tattersall MHN. Misunderstandings, mandatory biopsies, and conflicts of interests in clinical trials: a coercive cocktail? *The Lancet Oncology*. 2017;18(7):851-2.

McNutt K. Conflict of interest. *Journal of the American Dietetic Association*. 1999;99(1):29-30.

McPartland JM. Obesity, the Endocannabinoid System, and Bias Arising from Pharmaceutical Sponsorship. *Plos One*. 2009;4(3).

McPartland JM. Obesity, the endocannabinoid system, and bias arising from pharmaceutical sponsorship. *PloS one*. 2009;4(3):e5092.

McPartland JM. Reject influence of pharmaceutical industry. *The Journal of the American Osteopathic Association*. 2009;109(12):655.

McShane BB, Bockenholt U, Hansen KT. Adjusting for Publication Bias in Meta-Analysis: An Evaluation of Selection Methods and Some Cautionary Notes. *Perspectives on psychological science : a journal of the Association for Psychological Science*. 2016;11(5):730-49.

Meador KJ. Academic medical centers and conflicts of interest. *Jama*. 2006;295(24):2845; author reply 8-9.

Meador KJ. How skeptical should we be about industry-sponsored studies? *Neurology*. 2007;68(15):1238; author reply

Meador KJ. Re: Conflicts of interest for authors of American Academy of Neurology clinical practice guidelines. *Neurology*. 2009;72(14):1283; author reply -4.

Meadors GM. Supreme Court decision on conflict of interest. *The Journal of medical practice management : MPM*. 2008;24(3):192-4.

Mebane CA, Sumpter JP, Fairbrother A, Augspurger TP, Canfield TJ, Goodfellow WL, et al. Scientific integrity issues in *Environmental Toxicology and Chemistry: Improving research reproducibility, credibility, and transparency*. *Integrated Environmental Assessment and Management*. 2019;15(3):320-44.

Mecca JT, Gibson C, Giorgini V, Medeiros KE, Mumford MD, Connelly S. Researcher Perspectives on Conflicts of Interest: A Qualitative Analysis of Views from Academia. *Science and engineering ethics*. 2015;21(4):843-55.

Mechanic D. Rethinking medical professionalism: The role of information technology and practice innovations. *Milbank Quarterly*. 2008;86(2):327-58.

Medicaid formularies manage conflicts of interest poorly. *Managed care (Langhorne, Pa)*. 2013;22(5):22.

Medicare program; Medicare integrity program, intermediary and carrier functions, and conflict of interest requirements--HCFA. Proposed rule. *Federal register*. 1998;63(54):13590-608.

Medicines agencies too often under the influence of drug companies. *Prescrire international*. 2011;20(115):108.

Meerpohl JJ, Wolff RF, Niemeyer CM, Antes G, von Elm E. Editorial Policies of Pediatric Journals Survey of Instructions for Authors. *Archives of Pediatrics & Adolescent Medicine*. 2010;164(3):268-72.

Mehlman CT, Okike K, Bhandari M, Kocher MS. Potential Financial Conflict of Interest Among Physician Editorial Board Members of Orthopaedic Surgery Journals. *The Journal of bone and joint surgery American volume*. 2017;99(5):e19.

Mehrotra R. CJASN and Disclosure of Conflicts of Interest. *Clinical journal of the American Society of Nephrology : CJASN*. 2019;14(6):785-6.

Mehta T. Industry-sponsored egg supplement. *Canadian family physician Medecin de famille canadien*. 2010;56(7):634-6.

Meinhardt NG, Souto KEP, Ulbrich-Kulczynski JM, Stein AT. Hepatic outcomes after jejunoileal bypass: is there a publication bias? *Obesity surgery*. 2006;16(9):1171-8.

Mejia RM, Urtasun MA. Conflict of interest. *Medicina*. 2004;64(1):89-90.

Melander H, Ahlqvist-Rastad J, Meijer G, Beermann B. Evidence b(i)ased medicine--selective reporting from studies sponsored by pharmaceutical industry: review of studies in new drug applications. *BMJ (Clinical research ed)*. 2003;326(7400):1171-3.

Melander H. Selective reporting--greater problem than selective publishing? *Lakartidningen*. 2005;102(4):224-5.



Melguizo Jimenez M. Towards a new model of the family physicians/pharmaceutical industry relationship. *Atencion primaria*. 1997;19(7):334-6.

Mell LK, Zietman AL. Introducing prospective manuscript review to address publication bias. *International journal of radiation oncology, biology, physics*. 2014;90(4):729-32.

Mello MM, Clarridge BR, Studdert DM. Researchers' views of the acceptability of restrictive provisions in clinical trial agreements with industry sponsors. *Accountability in research*. 2005;12(3):163-91.

Mello MM, Joffe S. Compact versus contract--industry sponsors' obligations to their research subjects. *The New England journal of medicine*. 2007;356(26):2737-43.

Mello MM, Murtagh L, Joffe S, Taylor PL, Greenberg Y, Campbell EG. Beyond financial conflicts of interest: Institutional oversight of faculty consulting agreements at schools of medicine and public health. *Plos One*. 2018;13(10).

Mello MM, Murtagh L, Joffe S, Taylor PL, Greenberg Y, Campbell EG. Beyond financial conflicts of interest: Institutional oversight of faculty consulting agreements at schools of medicine and public health. *PloS one*. 2018;13(10):e0203179.

Mellor F. Non-News Values in Science Journalism. Rappert B, Balmer B, editors 2015. 93-113 p.

Meltzer JI. Conflict of interest in the debate over calcium-channel antagonists. *The New England journal of medicine*. 1998;338(23):1696; author reply 7-8.

Mendelson TB, Meltzer M, Campbell EG, Caplan AL, Kirkpatrick JN. Conflicts of interest in cardiovascular clinical practice guidelines. *Archives of internal medicine*. 2011;171(6):577-84.

Mendlowicz MV, Figueira I, Souza WF. Publication bias against eating disorders? *The American journal of psychiatry*. 2004;161(12):2327.

Meningaud JP, Herve C. Research ethics: fraud, misconduct, conflict of interests. *Revue de stomatologie et de chirurgie maxillo-faciale*. 2002;103(5):262-3.

Menkes DB, Maharajh M. Just saying "no" to pharmaceutical sponsorship. *The New Zealand medical journal*. 2007;120(1251):U2471.

Menkes DB, Masters JD, Broring A, Blum A. What Does 'Unpaid Consultant' Signify? A Survey of Euphemistic Language in Conflict of Interest Declarations. *Journal of general internal medicine*. 2018;33(2):139-41.

Menkes DB. Calling the piper's tune. *Primary Care & Community Psychiatry*. 2006;11(3):147-9.

Menkes DB. Industry sponsorship-what do patients think? *BMJ (Clinical research ed)*. 2016;355:i6010.

Menkes DB. Tackling conflicts of interest. Conflicts of interest and drug information. *BMJ (Clinical research ed)*. 2011;343:d5617.

- Merali N. Experiences of South Asian brides entering Canada after recent changes to family sponsorship policies. *Violence against women*. 2009;15(3):321-39.
- Merlo DF, Vahakangas K, Knudsen LE. Scientific integrity: critical issues in environmental health research. *Environmental Health*. 2008;7.
- Merrill DB, Girgis RR, Bickford LC, Vorel SR, Lieberman JA. Teaching Trainees to Negotiate Research Collaborations With Industry: A Mentorship Model. *American Journal of Psychiatry*. 2010;167(4):381-6.
- Mertes H. Does company-sponsored egg freezing promote or confine women's reproductive autonomy? *Journal of assisted reproduction and genetics*. 2015;32(8):1205-9.
- Mervis J. Conflict of interest. Final rules put universities in charge. *Science (New York, NY)*. 1995;269(5222):294.
- Meslin EM, Rager JB, Schwartz PH, Quaid KA, Gaffney MM, Duke J, et al. Benchmarks for ethically credible partnerships between industry and academic health centers: beyond disclosure of financial conflicts of interest. *Clinical and translational medicine*. 2015;4(1):36.
- Meslin EM, Rager JB, Schwartz PH, Quaid KA, Gaffney MM, Duke J, et al. Erratum to: Benchmarks for ethically credible partnerships between industry and academic health centers: beyond disclosure of financial conflicts of interest. *Clinical and translational medicine*. 2016;5(1):4.
- Messis C. Editorial: Ethical Issues (Conflict of Interest) between the Medical Profession and the Pharmaceutical Industry. *Interventional neuroradiology : journal of peritherapeutic neuroradiology, surgical procedures and related neurosciences*. 2001;7(3):191-2.
- Metcalf S, Burgess C, Laking G, Evans J, Wells S, Crausaz S. Trastuzumab: possible publication bias. *Lancet (London, England)*. 2008;371(9625):1646-8.
- Meyer AA. Managing influence and conflict of interest with professionalism. *The American surgeon*. 2011;77(7):807-13.
- Meyer C, Fuller K, Scott J, Vassar M. Is publication bias present in gastroenterological research? An analysis of abstracts presented at an annual congress. *Peerj*. 2018;6.
- Meyer C, Fuller K, Scott J, Vassar M. Is publication bias present in gastroenterological research? An analysis of abstracts presented at an annual congress. *PeerJ*. 2018;6:e4995.
- Meyer DL. Pharmaceutical company-sponsored educational activities: who benefits? who pays? *Family medicine*. 1992;24(8):565, 8.
- Meyer RM. Surrogacy of financial conflicts of interest. *Journal of clinical oncology : official journal of the American Society of Clinical Oncology*. 2013;31(21):2645-7.
- Meyers C. Clinical ethics consulting and conflict of interest: structurally intertwined. *The Hastings Center report*. 2007;37(2):32-40.

Meza MB, Luengo-Charath X, Arancibia M, Madrid E. Council for International Organizations of Medical Sciences (CIOMS) Ethical Guidelines: advancements and unsolved topics in 2016 upgrade. *Medwave*. 2018;18(2).

Michaels D, Wagner W. Disclosure in regulatory science. *Science*. 2003;302(5653):2073-.

Michaels D. Addressing conflict in strategic literature reviews: disclosure is not enough: How could disclosure of interests work better in medicine, epidemiology and public health? *Journal of Epidemiology and Community Health*. 2009;63(8):599-600.

Michaels D. Manufactured uncertainty - Protecting public health in the age of contested science and product defense. In: Mehlman MA, Soffritti M, Landrigan P, Bingham E, Belpoggi F, editors. *Living in a Chemical World: Framing the Future in Light of the Past*. Annals of the New York Academy of Sciences. 10762006. p. 149-62.

Michalek AM, Wicher CC. Conflicts of interest/commitment. *Journal of cancer education : the official journal of the American Association for Cancer Education*. 2005;20(1):8-9.

Michna C. The patient has not been informed: a proposal for a physician conflict of interest disclosure law. *Specialty law digest Health care law*. 1994(183):9-42.

Michna C. The patient has not been informed: a proposal for a physician conflict of interest disclosure law. *Valparaiso University law review Valparaiso University School of Law*. 1993;27(2):495-528.

Miettinen OS. Ethics and industry-sponsored research. *CMAJ : Canadian Medical Association journal = journal de l'Association medicale canadienne*. 2002;166(5):580-1; author reply 2.

Mikuni M, Kurihara C, Miyaoka H. Implementation of Guidelines on Conflict of Interest in Clinical Research of the Japanese Society of Psychiatry and Neurology: actual status and future perspectives. *Seishin shinkeigaku zasshi = Psychiatria et neurologia Japonica*. 2014;116(2):144-50.

Milazzo VL. Medical-legal Q & A. Conflicts of interest. *National medical-legal journal*. 1993;4(4):5.

Milerad J, Ahlberg J, Eliasson M, Friden B, Hakansson A, Sundberg CJ, et al. More stringent requirements concerning manuscripts. Declarations of potential connections and conflicts of interest published in the *Lakartidningen*. *Lakartidningen*. 2002;99(15):1662-3.

Miles-Tapping C. Sponsorship and sacrifice in the historical development of Canadian physiotherapy. *Physiotherapy Canada Physiotherapie Canada*. 1989;41(2):72-80.

Millard PH. Conflict of interest. Openness is not the only answer. *BMJ (Clinical research ed)*. 1994;308(6926):472.

Miller DR. Disclosure of conflicts of interest in biomedical publications. *Canadian journal of anaesthesia = Journal canadien d'anesthesie*. 2008;55(5):265-7, 7-9.

Miller DR. Disclosure of conflicts of interest in biomedical publications. *Canadian Journal of Anaesthesia-Journal Canadien D Anesthesie*. 2008;55(5):265-9.

Miller ED. Creating an institutional conflict-of-interest policy at Johns Hopkins: progress and lessons learned. *Cleveland Clinic journal of medicine*. 2007;74 Suppl 2:S70-2; discussion S7-80.

Miller FA, Painter-Main M, Axler R, Lehoux P, Giacomini M, Slater B. Citizen expectations of 'academic entrepreneurship' in health research: public science, practical benefit. *Health Expectations*. 2015;18(6):2356-74.

Miller FG, Brody H. Viewpoint: professional integrity in industry-sponsored clinical trials. *Academic medicine : journal of the Association of American Medical Colleges*. 2005;80(10):899-904.

Miller FG, Brody H. Viewpoint: Professional integrity in industry-sponsored clinical trials. *Academic Medicine*. 2005;80(10):899-904.

Miller FG, Shorr AF. Ethical assessment of industry-sponsored clinical trials: a case analysis. *Chest*. 2002;121(4):1337-42.

Miller JD. Conflict-of-interest spurs new rules, not consensus. *Journal of the National Cancer Institute*. 2006;98(23):1678-9.

Miller JE, Korn D, Ross JS. Clinical trial registration, reporting, publication and FDAAA compliance: a cross-sectional analysis and ranking of new drugs approved by the FDA in 2012. *Bmj Open*. 2015;5(11).

Miller JE. How a Clinical Trial Registry Became a Symbol of Misinformation. *Hastings Center Report*. 2013;43(6):11-2.

Miller K, Gouveia WA, Barza M, Bower K, Curtis L, Decker EL, et al. Undesirable marketing practices in the pharmaceutical industry. *The New England journal of medicine*. 1985;313(1):54.

Miller KA, Bell TP, Germano JM. Understanding publication bias in reintroduction biology by assessing translocations of New Zealand's herpetofauna. *Conservation biology : the journal of the Society for Conservation Biology*. 2014;28(4):1045-56.

Miller LL. Conflict of interest: a dilemma that requires clarification. *Practical periodontics and aesthetic dentistry : PPAD*. 1998;10(5):559-60.

Miller PB. INSTITUTIONAL OVERSIGHT OF CLINICAL TRIALS AND THE DRUG APPROVAL PROCESS. *Osgoode Hall Law Journal*. 2006;44(4):679-+.

Miller RD, Weinstock R. Conflict of interest between therapist-patient confidentiality and the duty to report sexual abuse of children. *Behavioral sciences & the law*. 1987;5(2):161-74.

Milligan E, Cripps AW. Conflicts of interest: a review of institutional policy in Australian medical schools. Comment. *The Medical journal of Australia*. 2011;195(3):156; author reply

Million M, Raoult D. Publication biases in probiotics. *European journal of epidemiology*. 2012;27(11):885-6.

Mills PJ, Fagan J. Undisclosed Conflicts of Interest. *Jama*. 2018;319(13):1385-6.

Milton CL. Trust-mistrust: conflicts of interest and nurse research. *Nursing science quarterly*. 2012;25(2):133-6.

Minasi D. CONFRONTING THE GHOST: LEGAL STRATEGIES TO OUST MEDICAL GHOSTWRITERS. *Fordham Law Review*. 2017;86(1):299-333.

Mindell JS, Reynolds L, Cohen DL, McKee M. CHRISTMAS 2012: THOUGHTS FOR TODAY All in this together: the corporate capture of public health. *Bmj-British Medical Journal*. 2012;345.

Ministerial juridic person: the growing role for laity in canonical sponsorship of Catholic health care. *Health progress (Saint Louis, Mo)*. 2014;95(5):60-3.

Minnigan H, Chisholm CD. Conflict of interest in the physician interface with the biomedical industry. *Emergency Medicine Clinics of North America*. 2006;24(3):671-+.

Minnigan H, Chisholm CD. Conflict of interest in the physician interface with the biomedical industry. *Emergency medicine clinics of North America*. 2006;24(3):671-85.

Minter RM, Angelos P, Coimbra R, Dale P, de Vera ME, Hardacre J, et al. Ethical management of conflict of interest: proposed standards for academic surgical societies. *Journal of the American College of Surgeons*. 2011;213(5):677-82.

Mintzes B, Lexchin J, Quintano ALS. Clinical trial transparency: many gains but access to evidence for new medicines remains imperfect. *British Medical Bulletin*. 2015;116(1):43-53.

Mintzes B, Swandari S, Fabbri A, Grundy Q, Moynihan R, Bero L. Does industry-sponsored education foster overdiagnosis and overtreatment of depression, osteoporosis and over-active bladder syndrome? An Australian cohort study. *BMJ open*. 2018;8(2):e019027.

Mirowski P, Van Horn R. The contract research organization and the commercialization of scientific research. *Social Studies of Science*. 2005;35(4):503-48.

Mirza SK. Accountability of the accused: facing public perceptions about financial conflicts of interest in spine surgery. *The spine journal : official journal of the North American Spine Society*. 2004;4(5):491-4.

Misakian AL, Bero LA. Publication bias and research on passive smoking: comparison of published and unpublished studies. *Jama*. 1998;280(3):250-3.

Mishali M, Kisner M, Avrech T. Funding sources and outcomes of dairy consumption research - A meta-analysis of cohort studies: The case of type-2 diabetes and cardiovascular diseases. *International Dairy Journal*. 2019;95:65-70.

Misra DP, Ravindran V. Conflicts of interest in academic publishing: when in doubt, declare! *The journal of the Royal College of Physicians of Edinburgh*. 2019;49(3):179-81.

Misselbrook D. Fighting about conflict of interest: where should the balance lie? *The British journal of general practice : the journal of the Royal College of General Practitioners*. 2016;66(643):66-7.

Missing Conflict of Interest Disclosure. *JAMA dermatology*. 2017;153(8):837.

Missing Conflict of Interest Disclosure. *JAMA dermatology*. 2019;155(6):757.

Missing Conflict of Interest Disclosure. *JAMA internal medicine*. 2017;177(4):600.

Missing Conflict of Interest Disclosure. *JAMA internal medicine*. 2018;178(10):1433.

Missing Conflict of Interest Disclosure. *JAMA oncology*. 2018;4(10):1439.

Missing Conflict of Interest Disclosure. *JAMA oncology*. 2019;5(1):122.

Missing Conflict of Interest Disclosure. *JAMA otolaryngology-- head & neck surgery*. 2019;145(1):96.

Missing Conflict of Interest Disclosure. *Jama*. 2018;320(22):2381.

Missing Conflict of Interest Disclosures. *JAMA ophthalmology*. 2019;137(3):328.

Missing Potential Conflict of Interest. *JAMA pediatrics*. 2018;172(9):891.

Mitchell AP, Winn AN, Dusetzina SB. Pharmaceutical Industry Payments and Oncologists' Selection of Targeted Cancer Therapies in Medicare Beneficiaries. *JAMA internal medicine*. 2018;178(6):854-6.

Mitchell GW. Rural hospitals: a different take on conflict of interest. *Trustee : the journal for hospital governing boards*. 2008;61(3):30.

Mitchell PB. Financial Conflicts of Interest and Authorship of Clinical Practice Guidelines-Trust Is Fragile. *JAMA network open*. 2019;2(4):e192840.

Mitchell PB. Winds of change: growing demands for transparency in the relationship between doctors and the pharmaceutical industry. *The Medical journal of Australia*. 2009;191(5):273-5.

Mittman D. Drug company influence. *The American journal of nursing*. 2009;109(3):14; author reply

Miyaoka H, Kurihara C. Conflict of Interest Guidelines of the Japanese Society of Psychiatry and Neurology: Current Status and Considerations in the Area of Psychiatry. *Seishin shinkeigaku zasshi = Psychiatria et neurologia Japonica*. 2015;117(9):796-801.

Miyata Y. Conflict of interest regarding clinical physicians' relationship with pharmaceutical industry and medical education. *Seishin shinkeigaku zasshi = Psychiatria et neurologia Japonica*. 2010;112(11):1136-45.

Miyata Y. Series: For attending physicians: seeking to understand the diversity of medicine; conflict of interest in medical practice and education. *Nihon Naika Gakkai zasshi The Journal of the Japanese Society of Internal Medicine*. 2013;102(10):2733-40.

Miyazaki K. Overdiagnosis or not? 2017 ACC/AHA high blood pressure clinical practice guideline: Consequences of intellectual conflict of interest. *Journal of general and family medicine*. 2018;19(4):123-6.

Mlinaric A, Horvat M, Supak Smolcic V. Dealing with the positive publication bias: Why you should really publish your negative results. *Biochemia medica*. 2017;27(3):030201.

Module 6: conflicts of interest. The virtual mentor : VM. 2005;7(1).

Moffatt B, Elliott C. Ghost marketing - pharmaceutical companies and ghostwritten journal articles. *Perspectives in Biology and Medicine*. 2007;50(1):18-31.

Moffatt B. Scientific authorship, pluralism, and practice. *Accountability in Research-Policies and Quality Assurance*. 2018;25(4):199-211.

Moher D, Hopewell S, Schulz KF, Montori V, Gotzsche PC, Devereaux PJ, et al. CONSORT 2010 Explanation and Elaboration: updated guidelines for reporting parallel group randomised trials. *Bmj-British Medical Journal*. 2010;340.

Moher D, Hopewell S, Schulz KF, Montori V, Gotzsche PC, Devereaux PJ, et al. CONSORT 2010 explanation and elaboration: Updated guidelines for reporting parallel group randomised trials. *International Journal of Surgery*. 2012;10(1):28-55.

Moher D. Publication bias. *Lancet (London, England)*. 1993;342(8879):1116.

Mold JW, Aspy CB, Lawler FH. Outcomes of an insurance company-sponsored multichannel chemistry screening initiative. *The Journal of family practice*. 1998;47(2):110-7.

Molenberghs G, Imrey P, Drake C. Conflicts of interest and independent data analysis in industry-funded studies. *Jama*. 2005;294(20):2575-6; author reply 6-7.

Moller HJ, Maier W. Evidence-based medicine in psychopharmacotherapy: possibilities, problems and limitations. *European Archives of Psychiatry and Clinical Neuroscience*. 2010;260(1):25-39.

Moller HJ. Conflict of interest declarations in scientific publications. *Der Nervenarzt*. 2008;79(9):1001-5.

Moller HJ. Declaration of conflicts of interest in scientific publications. *The world journal of biological psychiatry : the official journal of the World Federation of Societies of Biological Psychiatry*. 2009;10(1):2-5.

Momeni A, Becker A, Bannasch H, Antes G, Blumle A, Stark GB. Association Between Research Sponsorship and Study Outcome in Plastic Surgery Literature. *Annals of Plastic Surgery*. 2009;63(6):661-4.

- Monarrez R, Leigh J. Where is the "Corruption?" Response. *American Journal of Industrial Medicine*. 2017;60(10):913-4.
- Moncada B, Acevedo-Oliva B. The physician and the pharmaceutical industry. *Gaceta medica de Mexico*. 1990;126(4):343-7.
- Moncrieff J, Thomas P. The pharmaceutical industry and disease mongering. Psychiatry should not accept so much commercial sponsorship. *BMJ (Clinical research ed)*. 2002;325(7357):216; author reply
- Moncrieff J. Co-opting psychiatry: The alliance between academic psychiatry and the pharmaceutical industry. *Epidemiologia E Psichiatria Sociale-an International Journal for Epidemiology and Psychiatric Sciences*. 2007;16(3):192-6.
- Moncrieff J. Myth of the Chemical Cure: A Critique of Psychiatric Drug Treatment 2007. 1-278 p.
- Monforton C, Soskolne CL, Last JM, Ladou J, Teitelbaum DT, Ruff K. Comment on: Ogden T (2009) 'Data sharing, Federal Rule of Evidence 702, and the Lions in the Undergrowth'. *Annals of Occupational Hygiene*. 2010;54(3):362-4.
- Monk D. Improving transparency in the pharmaceutical industry. *Australian prescriber*. 2016;39(4):110-1.
- Montaner JS, O'Shaughnessy MV, Schechter MT. Industry-sponsored clinical research: a double-edged sword. *Lancet (London, England)*. 2001;358(9296):1893-5.
- Montedori A, Bonacini MI, Casazza G, Luchetta ML, Duca P, Cozzolino F, et al. Modified versus standard intention-to-treat reporting: are there differences in methodological quality, sponsorship, and findings in randomized trials? A cross-sectional study. *Trials*. 2011;12:58.
- Montedori A, Bonacini MI, Casazza G, Luchetta ML, Duca P, Cozzolino F, et al. Modified versus standard intention-to-treat reporting: Are there differences in methodological quality, sponsorship, and findings in randomized trials? A cross-sectional study. *Trials*. 2011;12.
- Montero-Lopez NM, Khan M, Niggam S, Zuckerman JD, Egol KA. Recognizing Conflict of Interest in Orthopaedic Surgery A Survey Across Medical Education Levels. *Bulletin of the Hospital for Joint Diseases*. 2014;72(4):271-6.
- Montero-Lopez NM, Khan M, Niggam S, Zuckerman JD, Egol KA. Recognizing conflict of interest in orthopaedic surgery: a survey across medical education levels. *Bulletin of the Hospital for Joint Disease (2013)*. 2014;72(4):271-6.
- Montgomery JH, Byerly M, Carmody T, Li BT, Miller DR, Varghese F, et al. An analysis of the effect of funding source in randomized clinical trials of second generation antipsychotics for the treatment of schizophrenia. *Controlled Clinical Trials*. 2004;25(6):598-612.
- Montgomery JH. Industry funding and author-industry affiliation in clinical trials in psychiatry. *American Journal of Psychiatry*. 2006;163(6):1110-1.



Montini T, Bero LA. Policy makers' perspectives on tobacco control advocates' roles in regulation development. *Tobacco Control*. 2001;10(3):218-24.

Montori VM, Jaeschke R, Schunemann HJ, Bhandari M, Brozek JL, Devereaux PJ, et al. Users' guide to detecting misleading claims in clinical research reports. *Bmj-British Medical Journal*. 2004;329(7474):1093-6.

Montori VM, Smieja M, Guyatt GH. Publication bias: a brief review for clinicians. *Mayo Clinic proceedings*. 2000;75(12):1284-8.

Montorsi F, Gandaglia G. Re: Georg Jancke, Firas Aljabery, Sigurdur Gudjonsson, et al. Port-site Metastases After Robot-assisted Radical Cystectomy: Is There a Publication Bias? *Eur Urol* 2018;73:641-2. *European urology*. 2019;75(2):e31.

Mooney H. McKinsey 'PCT support' bid sparks conflict-of-interest row. *The Health service journal*. 2006;116(6024):5.

Mooney H. Sanctions for irregular marketing do "really hurt" drug companies, authority says. *BMJ (Clinical research ed)*. 2010;340:c1970.

Mooney LA, Fay L, DeCastro B, Zanki TA, Mansi B. Transparency and credibility of industry-sponsored clinical trial publications: a survey of journal editors. *Current Medical Research and Opinion*. 2019;35(7):1221-30.

Mooney LA, Fay L. Cross-sectional study of Pfizer-sponsored clinical trials: assessment of time to publication and publication history. *Bmj Open*. 2016;6(7).

Moore A, Dedman Z. VISTA--visitors in specialist training appointments: the future of college sponsorship. *Annals of the Royal College of Surgeons of England*. 1999;81(7 Suppl):332-3.

Moore BA. Sponsorship transformation at Ascension Health. *Health progress (Saint Louis, Mo)*. 2007;88(1):26-8, 68.

Moore NJ. Regulating self-referrals and other physician conflicts of interest. *HEC forum : an interdisciplinary journal on hospitals' ethical and legal issues*. 2003;15(2):134-54.

Moradi DR, Moy PK, Chiappelli F. Evidence-based research in alternative protocols to dental implantology: a closer look at publication bias. *Journal of the California Dental Association*. 2006;34(11):877-86.

Moraes FY, Mendez LC, Taunk NK, Raman S, Suh JH, Souhami L, et al. Funding source, conflict of interest and positive conclusions in neuro-oncology clinical trials. *Journal of Neuro-Oncology*. 2018;136(3):585-93.

Moraes FYd, Leite ETT, Hamstra DA, Feng FY, Arruda FF, Gadia R, et al. Self-reported Conflicts of Interest and Trial Sponsorship of Clinical Trials in Prostate Cancer Involving Radiotherapy. *American journal of clinical oncology*. 2018;41(1):6-12.

Moraff H. Sponsorship of computing research in medicine and biology. *Federation proceedings*. 1974;33(12):2413-4.

Morain SR, Joffe S, Campbell EG, Mello MM. Institutional Oversight of Faculty-Industry Consulting Relationships in US Medical Schools: A Delphi Study. *Journal of Law Medicine & Ethics*. 2015;43(2):383-96.

Moran MC. Sponsorship: the uneasy question. *Hospital progress*. 1978;59(10):52-5, 70.

Moran V, Allen P, McDermott I, Checkland K, Warwick-Giles L, Gore O, et al. How are clinical commissioning groups managing conflicts of interest under primary care co-commissioning in England? A qualitative analysis. *BMJ open*. 2017;7(11):e018422.

Moravec DF. Profile of today's hospital pharmacy. II. Of the discussion of the results of a hospital management-sponsored survey of 3109 hospitals. *Hospital management*. 1966;102(2):64 passim.

Morciano C, Basevi V, Faralli C, Hilton Boon M, Tonon S, Taruscio D. Policies on Conflicts of Interest in Health Care Guideline Development: A Cross-Sectional Analysis. *PloS one*. 2016;11(11):e0166485.

Morciano C, Faralli C, Basevi V. Managing Conflicts of Interest in Practice Guidelines Panels. *Jama*. 2017;318(9):867-8.

More than a third of GPs on commissioning groups have conflicts of interest, BMJ investigation shows. *BMJ (Clinical research ed)*. 2013;346:f2043.

Moreno JD. Ethical considerations of industry-sponsored research: the use of human subjects. *Journal of the American College of Nutrition*. 1996;15(5 Suppl):35S-40S.

Moreno JD. Ethical considerations of industry-sponsored research: The use of human subjects. *Journal of the American College of Nutrition*. 1996;15(5):S35-S40.

Moreno SG, Sutton AJ, Ades AE, Cooper NJ, Abrams KR. Adjusting for publication biases across similar interventions performed well when compared with gold standard data. *Journal of Clinical Epidemiology*. 2011;64(11):1230-41.

Moreno SG, Sutton AJ, Ades AE, Stanley TD, Abrams KR, Peters JL, et al. Assessment of regression-based methods to adjust for publication bias through a comprehensive simulation study. *BMC medical research methodology*. 2009;9:2.

Moreno SG, Sutton AJ, Thompson JR, Ades AE, Abrams KR, Cooper NJ. A generalized weighting regression-derived meta-analysis estimator robust to small-study effects and heterogeneity. *Statistics in Medicine*. 2012;31(14):1407-17.

Moreno SG, Sutton AJ, Turner EH, Abrams KR, Cooper NJ, Palmer TM, et al. Novel methods to deal with publication biases: secondary analysis of antidepressant trials in the FDA trial registry database and related journal publications. *BMJ (Clinical research ed)*. 2009;339:b2981.

Morfeld P. Comment on Slama R, Cyrus J, Herbarth O, Wichmann H-E, Heinrich J. (2009) A further plea for rigorous science and explicit disclosure of potential conflicts of interest. Morfeld P. (2009) A plea for rigorous and honest science-false positive findings and biased presentations

in epidemiological studies. *Archives of Toxicology* 83:105-106. *Archives of toxicology*. 2009;83(6):517-8; author reply 5.

Morfeld P. Comment on Slama R, Cyrus J, Herbarth O, Wichmann H-E, Heinrich J. saying: "The authors did not wish to reply, given Dr. Morfeld's persistence in refusing to fill in the conflict of interest statement and in misleadingly quoting parts of the sentences of our publications". *Archives of toxicology*. 2009;83(7):645-6.

Morgan JM, Marco J, Stockx L, Zannad F. Educational governance for the regulation of industry sponsored continuing medical education in interventional and device based therapies. *Heart (British Cardiac Society)*. 2005;91(6):710-2.

Morice P, Uzan C, Uzan S. Cancer in pregnancy: a challenging conflict of interest. *Lancet (London, England)*. 2012;379(9815):495-6.

Morin K, Rakatansky H, Riddick FA, Jr., Morse LJ, O'Bannon JM, 3rd, Goldrich MS, et al. Managing conflicts of interest in the conduct of clinical trials. *Jama*. 2002;287(1):78-84.

Morley PT, Lang E, Aickin R, Billi JE, Eigel B, Ferrer JM, et al. Part 2: Evidence evaluation and management of conflicts of interest: 2015 International Consensus on Cardiopulmonary Resuscitation and Emergency Cardiovascular Care Science with Treatment Recommendations. *Resuscitation*. 2015;95:e33-41.

Morley PT, Lang E, Aickin R, Billi JE, Eigel B, Ferrer JME, et al. Part 2: Evidence Evaluation and Management of Conflicts of Interest: 2015 International Consensus on Cardiopulmonary Resuscitation and Emergency Cardiovascular Care Science With Treatment Recommendations. *Circulation*. 2015;132(16 Suppl 1):S40-50.

Morreim EH. Conflicts of interest. Profits and problems in physician referrals. *Jama*. 1989;262(3):390-4.

Morreim EH. Taking a lesson from the lawyers: defining and addressing conflict of interest. *The American journal of bioethics : AJOB*. 2011;11(1):33-4.

Morreim H. Moral Distress and Conflict of Interest. *The American journal of bioethics : AJOB*. 2016;16(12):27-9.

Morris DJ. A call about erythropoietin: conflict of interest or investment opportunity? *Jama*. 1990;264(3):334.

Morris JC. Conflicts of interest: research and clinical care. *Alzheimer disease and associated disorders*. 1994;8(Suppl. 4):49-57.

Morris PJ. Biomedical industrial sponsorship and its impact on the medical literature. *World Journal of Surgery*. 2006;30(8):1371-3.

Morris T. Sponsorship, authorship and accountability. *The New Zealand medical journal*. 2001;114(1145):558; author reply 9.

Morrisey F. Toward juridic personality. The evolution of health care sponsorship continues to be dynamic. *Health progress (Saint Louis, Mo)*. 2001;82(4):27-31, 51.

Morrison LJ, Gent LM, Lang E, Nunnally ME, Parker MJ, Callaway CW, et al. Part 2: Evidence Evaluation and Management of Conflicts of Interest: 2015 American Heart Association Guidelines Update for Cardiopulmonary Resuscitation and Emergency Cardiovascular Care. *Circulation*. 2015;132(18 Suppl 2):S368-82.

Morss RE, Hooke WH. The outlook for US meteorological research in a commercializing world - Fair early, but clouds moving. *Bulletin of the American Meteorological Society*. 2005;86(7):921-36.

Moseley AM, Rahman P, Wells GA, Zadro JR, Sherrington C, Toupin-April K, et al. Agreement between the Cochrane risk of bias tool and Physiotherapy Evidence Database (PEDro) scale: A meta-epidemiological study of randomized controlled trials of physical therapy interventions. *Plos One*. 2019;14(9).

Moskop JC, Birinyi F. Ethics and drug company gifts to physicians. *Newsletter on philosophy and medicine*. 1982;14:1-2.

Movsesian M. Intramural conflicts of interest warrant scrutiny, too. *Nature medicine*. 2011;17(5):534.

Movsisyan A, Dennis J, Rehfuss E, Grant S, Montgomery P. Rating the quality of a body of evidence on the effectiveness of health and social interventions: A systematic review and mapping of evidence domains. *Research Synthesis Methods*. 2018;9(2):224-42.

Moy B, Bradbury AR, Helft PR, Egleston BL, Sheikh-Salah M, Peppercorn J. Correlation Between Financial Relationships With Commercial Interests and Research Prominence at an Oncology Meeting. *Journal of Clinical Oncology*. 2013;31(21):2678-+.

Moy B. Medical integrity up in smoke? Conflicts of interest and the lung cancer screening controversy. *The oncologist*. 2008;13(5):474-6.

Moynihan R, Lai A, Jarvis H, Duggan G, Goodrick S, Beller E, et al. Undisclosed financial ties between guideline writers and pharmaceutical companies: a cross-sectional study across 10 disease categories. *BMJ open*. 2019;9(2):e025864.

Moynihan R. Australia moves closer to full disclosure of drug company payments to doctors. *BMJ (Clinical research ed)*. 2013;346:f3960.

Moynihan R. Cochrane at crossroads over drug company sponsorship. *BMJ (Clinical research ed)*. 2003;327(7420):924-6.

Moynihan R. Cochrane at crossroads over drug company sponsorship. *British Medical Journal*. 2003;327(7420):924-6.

Moynihan R. Doctors' education: the invisible influence of drug company sponsorship. *BMJ (Clinical research ed)*. 2008;336(7641):416-7.

Moynihan R. Drug company sponsorship of education could be replaced at a fraction of its cost. *BMJ (Clinical research ed)*. 2003;326(7400):1163.

Moynihan R. Forget sponsorship and free trips--welcome to Pharmacare. *BMJ (Clinical research ed)*. 2011;344:d8316.

Moynihan R. It's time to rebuild the evidence base. *British Medical Journal*. 2011;342.

Moynihan R. Most Australians believe that drug company payments influence doctors' decisions. *BMJ (Clinical research ed)*. 2012;344:e1076.

Moynihan R. Who pays for the pizza? Redefining the relationships between doctors and drug companies. 1: Entanglement. *British Medical Journal*. 2003;326(7400):1189-92.

Mozaffarian D. Conflict of Interest and the Role of the Food Industry in Nutrition Research. *Jama*. 2017;317(17):1755-6.

Mucci B. The selective reporting of X-ray films from the Accident and Emergency Department. *Injury*. 1983;14(4):343-4.

Mueller KF, Meerpohl JJ, Briel M, Antes G, von Elm E, Lang B, et al. Detecting, quantifying and adjusting for publication bias in meta-analyses: protocol of a systematic review on methods. *Systematic reviews*. 2013;2:60.

Mugambi MN, Musekiwa A, Lombard M, Young T, Blaauw R. Association between funding source, methodological quality and research outcomes in randomized controlled trials of synbiotics, probiotics and prebiotics added to infant formula: A Systematic Review. *Bmc Medical Research Methodology*. 2013;13.

Muggli ME, Forster JL, Hurt RD, Repace JL. The smoke you don't see: Uncovering tobacco industry scientific strategies aimed against environmental tobacco smoke policies. *American Journal of Public Health*. 2001;91(9):1419-23.

Muggli ME, Hurt RD, Blanke DD. Science for hire: A tobacco industry strategy to influence public opinion on secondhand smoke. *Nicotine & Tobacco Research*. 2003;5(3):303-14.

Muggli ME, Hurt RD, Repace J. The tobacco industry's political efforts to derail the EPA report on ETS. *American Journal of Preventive Medicine*. 2004;26(2):167-77.

Muilenburg N. Is corporate sponsorship improper? *American pharmacy*. 1992;NS32(11):6.

Mukherjee R. Drug industry "freebies" and sponsorship will be banned in India from January 2015. *BMJ (Clinical research ed)*. 2014;349:g7849.

Mulimani P. Publication bias towards Western populations harms humanity. *Nature human behaviour*. 2019;3(10):1026-7.

Mulinari S, Ozieranski P. Disclosure of payments by pharmaceutical companies to healthcare professionals in the UK: analysis of the Association of the British Pharmaceutical Industry's Disclosure UK database, 2015 and 2016 cohorts. *BMJ open*. 2018;8(10):e023094.

Mulinari S. Regulating Pharmaceutical Industry Marketing: Development, Enforcement, and Outcome of Marketing Rules. *Sociology Compass*. 2016;10(1):74-86.

Mulinari S. Unhealthy marketing of pharmaceutical products: An international public health concern. *Journal of Public Health Policy*. 2016;37(2):149-59.

Muller A. Conflict of interest. *Nature*. 1993;361(6409):199.

Muller KF, Briel M, D'Amario A, Kleijnen J, Marusic A, Wager E, et al. Defining publication bias: protocol for a systematic review of highly cited articles and proposal for a new framework. *Systematic reviews*. 2013;2:34.

Mulrow C. Updated standard conflict of interest reporting form. *Ugeskrift for laeger*. 2010;172(27):2017-8.

Mulvihill N. Public juridic person ensures Catholic presence. How one Catholic healthcare system assumed a lay model of sponsorship. *Health progress (Saint Louis, Mo)*. 1996;77(1):25-7.

Munafò M. Conflicts of Interest and Solicited Replication Attempts. *Nicotine & tobacco research : official journal of the Society for Research on Nicotine and Tobacco*. 2016;18(4):377-8.

Munafò MR, Clark TG, Flint J. Assessing publication bias in genetic association studies: evidence from a recent meta-analysis. *Psychiatry research*. 2004;129(1):39-44.

Munafò MR, Matheson IJ, Flint J. Association of the DRD2 gene Taq1A polymorphism and alcoholism: a meta-analysis of case-control studies and evidence of publication bias. *Molecular psychiatry*. 2007;12(5):454-61.

Munafò MR. Navigating conflicts of interest in a rapidly changing research landscape. *Addiction (Abingdon, England)*. 2016;111(8):1333-4.

Munder T, Barth J. Cochrane's risk of bias tool in the context of psychotherapy outcome research. *Psychotherapy Research*. 2018;28(3):347-55.

Munson M. Corporate sponsorships: increasing your slice of the pie. *Fund raising management*. 2001;32(2):28-30.

Murad MH, Chu H, Lin L, Wang Z. The effect of publication bias magnitude and direction on the certainty in evidence. *BMJ evidence-based medicine*. 2018;23(3):84-6.

Murciano-Goroff YR. Philanthropic partnerships and the future of cancer research. *Nature Reviews Cancer*. 2015;15(2):125-9.

Murdoch CJ, Caulfield T. Commercialization, patenting and genomics: researcher perspectives. *Genome Medicine*. 2009;1.

Murphy EJ. The need for the persons involved as reviewers in the peer-review system to disclose potential conflicts of interest regarding the manuscript or the authors. *Lipids*. 2008;43(2):105-6.

Murray RW. University conflicts of interest: Manage rather than avoid. *Analytical chemistry*. 1999;71(21):713A.

Murray S. Care in the community: a conflict of interests? *BMJ (Clinical research ed)*. 1996;313(7057):632.

Murthy S, Mandl KD, Bourgeois FT. Industry-sponsored clinical research outside high-income countries: an empirical analysis of registered clinical trials from 2006 to 2013. *Health research policy and systems*. 2015;13:28.

Murugiah K, Ritchie JD, Desai NR, Ross JS, Krumholz HM. Availability of Clinical Trial Data From Industry-Sponsored Cardiovascular Trials. *Journal of the American Heart Association*. 2016;5(4):e003307.

Musher DM. Pharmaceutical company-sponsored symposia and medical ethics. *The American journal of medicine*. 1988;85(4):596.

Musher DM. Undisclosed conflicts of interest. *Annals of internal medicine*. 2006;144(3):225; author reply -6.

Muth CC. Conflict of Interest in Medicine. *Jama*. 2017;317(17):1812.

Mycyk MB. Responsible Attention to Conflicts of Interest Enhances the Credibility of Published Scholarship. *Journal of medical toxicology : official journal of the American College of Medical Toxicology*. 2019;15(1):1-3.

Myers EF, Parrott JS, Cummins DS, Splett P. Funding Source and Research Report Quality in Nutrition Practice-Related Research. *Plos One*. 2011;6(12).

Myers RE, Vernon SW, Carpenter AV, Balshem AM, Lewis PG, Wolf TA, et al. Employee response to a company-sponsored program of colorectal and prostate cancer screening. *Cancer detection and prevention*. 1997;21(4):380-9.

Myers RP, Shaheen AAM, Lee SS. Impact of pharmaceutical industry versus university sponsorship on survey response: a randomized trial among Canadian hepatitis C care providers. *Canadian journal of gastroenterology = Journal canadien de gastroenterologie*. 2007;21(3):169-75.

Myles PS. Trial registration for anaesthesia studies. *British Journal of Anaesthesia*. 2013;110(1):2-3.

Nabel EG. Conflict of interest--or conflict of priorities? *The New England journal of medicine*. 2006;355(22):2365-7.

Naci H, Cooper J, Mossialos E. Timely publication and sharing of trial data: opportunities and challenges for comparative effectiveness research in cardiovascular disease. *European Heart Journal-Quality of Care and Clinical Outcomes*. 2015;1(2):58-65.

- Naci H, Dias S, Ades AE. Industry sponsorship bias in research findings: a network meta-analysis of LDL cholesterol reduction in randomised trials of statins. *BMJ (Clinical research ed)*. 2014;349:g5741.
- Naci H, Dias S, Ades AE. Industry sponsorship bias in research findings: a network meta-analysis of LDL cholesterol reduction in randomised trials of statins. *Bmj-British Medical Journal*. 2014;349.
- Naci H, Dias S, Ades T. No evidence of industry sponsorship bias in statin trials. *BMJ (Clinical research ed)*. 2014;349:g6579.
- Naci H, Ioannidis JPA. How Good Is "Evidence" from Clinical Studies of Drug Effects and Why Might Such Evidence Fail in the Prediction of the Clinical Utility of Drugs? In: Insel PA, editor. *Annual Review of Pharmacology and Toxicology, Vol 55. Annual Review of Pharmacology and Toxicology*. 552015. p. 169-89.
- Nadoolman W. Conflicts of interest. *The New England journal of medicine*. 1994;330(7):503.
- Nagashekhara M, Agil SOS, Ramasamy R. Marketing norm perception among medical representatives in Indian pharmaceutical industry. *Journal of basic and clinical pharmacy*. 2012;3(2):265-7.
- Nagashekhara M, Agil SOS. "Does organizational culture influence the ethical behavior in the pharmaceutical industry?". *Journal of basic and clinical pharmacy*. 2011;3(1):219-23.
- Nagele RL. Model conflict-of-interest policies. *Journal of health law*. 2005;38(2):353-66.
- Nagendrababu V, Duncan HF, Bjorndal L, Kvist T, Priya E, Pulikkotil SJ, et al. Preferred Reporting Items for RAndomized Trials in Endodontics (PRIRATE) guidelines: a development protocol. *International Endodontic Journal*. 2019;52(7):974-8.
- Nagler RH, Viswanath K. Implementation and research priorities for FCTC Articles 13 and 16: tobacco advertising, promotion, and sponsorship and sales to and by minors. *Nicotine & tobacco research : official journal of the Society for Research on Nicotine and Tobacco*. 2013;15(4):832-46.
- Nahai F. Conflicts of Interest: Digging Beyond the Surface. *Aesthetic surgery journal*. 2019;39(3):348-50.
- Nahai F. Disclosing conflicts of interest to maintain ethical integrity. *Aesthetic surgery journal*. 2011;31(5):591-3.
- Nahai F. Managing conflicts of interest: who is responsible? *Aesthetic surgery journal*. 2009;29(4):330-2.
- Nahata MC. More conflicts of interest: review articles sponsored by the pharmaceutical industry. *Jama*. 1994;272(16):1253-4.
- Nair AS. Publication bias - Importance of studies with negative results! *Indian journal of anaesthesia*. 2019;63(6):505-7.



- Nair SC, AlGhafli S, AlJaberi A. Developing a clinical trial governance framework for pharmaceutical industry-funded clinical trials. *Accountability in research*. 2018;25(7-8):373-86.
- Nair SC, AlGhafli S, AlJaberi A. Developing a clinical trial governance framework for pharmaceutical industry-funded clinical trials. *Accountability in Research-Policies and Quality Assurance*. 2018;25(7-8):373-86.
- Nairn S, Timmons S. Scientific uncertainty and the creation of resuscitation guidelines. *Social Theory & Health*. 2010;8(4):289-308.
- Nakano Y, Aso H, Soper A, Yamada E, Moriwaki M, Juarez-Fernandez G, et al. A conflict of interest: the evolutionary arms race between mammalian APOBEC3 and lentiviral Vif. *Retrovirology*. 2017;14(1):31.
- Nakkash RT, Mugharbil S, Alaouie H, Afifi RA. Attitudes of Public Health Academics toward Receiving Funds from for-Profit Corporations: A Systematic Review. *Public Health Ethics*. 2017;10(3):298-303.
- Naldi L, Svensson A, Zenoni D, Diepgen T, Elsner P, Grob JJ, et al. Comparators, study duration, outcome measures and sponsorship in therapeutic trials of psoriasis: update of the EDEN Psoriasis Survey 2001-2006. *The British journal of dermatology*. 2010;162(2):384-9.
- Naldi L. Conflicts of interest among academic dermatologists: freedom or constraint? *The British journal of dermatology*. 2016;174(4):878-80.
- Napierala H, Schafer L, Schott G, Schurig N, Lempert T. Management of financial conflicts of interests in clinical practice guidelines in Germany: results from the public database GuidelineWatch. *BMC medical ethics*. 2018;19(1):65.
- Napierala H, Schafer L, Schott G, Schurig N, Lempert T. Management of financial conflicts of interests in clinical practice guidelines in Germany: results from the public database GuidelineWatch. *Bmc Medical Ethics*. 2018;19.
- Naqvi AA, Zehra F, Khan N, Ahmad R, McGarry K. Report: Interactions and conflicts of interests between prescribers and medical sales representatives (MSRs) regarding prescribing and drug promotion practices in Karachi, Pakistan. *Pakistan journal of pharmaceutical sciences*. 2019;32(2):687-95.
- Narain AS, Hijji FY, Yom KH, Kudaravalli KT, Singh K. Cervical disc arthroplasty: do conflicts of interest influence the outcome of clinical studies? *Spine Journal*. 2017;17(7):1026-32.
- Narain AS, Hijji FY, Yom KH, Kudaravalli KT, Singh K. Cervical disc arthroplasty: do conflicts of interest influence the outcome of clinical studies? *The spine journal : official journal of the North American Spine Society*. 2017;17(7):1026-32.
- Narayanaswamy N, Narra S, Nair RR, Saini DK, Kondaiah P, Govindaraju T. Stimuli-responsive colorimetric and NIR fluorescence combination probe for selective reporting of cellular hydrogen peroxide. *Chemical science*. 2016;7(4):2832-41.

Nash H. Article sponsorship. *Paediatric nursing*. 2007;19(5):6.

Nassir Ghaemi S, Shirzadi AA, Filkowski M. Publication bias and the pharmaceutical industry: the case of lamotrigine in bipolar disorder. *Medscape journal of medicine*. 2008;10(9):211.

Natarajan A. Conflicts of interest that are bigger than money but never disclosed. *Journal of the Royal Society of Medicine*. 2006;99(8):385.

Nathanson I. COUNTERPOINT: Should Academic Physicians Lecture as Members of Industry Speaker Bureaus? No. *Chest*. 2014;146(2):252-4.

National congress on "fatigue" in the oncology patient with the sponsorship of the Italian Association of Medical Oncology. Rome, June 5-6, 2001. *Tumori*. 2001;87(5):A1-13.

National Council on Bioethics in Human Research O. Divided loyalties: an anthology of conflict of interest duties. *NCBHR communique = Communiqué CNBRH*. 1995;6(2):11-6.

Nation's hospitals consider option of HMO sponsorship. *Urban health*. 1982;11(8):38-42, 7-8.

Nauck M. Dualities of interest are not restricted to financial ties to the pharmaceutical industry. *Diabetologia*. 2010;53(1):212-3.

Naughton MJ, Jones AS, Shumaker SA. When practices, promises, profits, and policies outpace hard evidence: The post-menopausal hormone debate. *Journal of Social Issues*. 2005;61(1):159-79.

Navarrete-Munoz EM, Tardon A, Romaguera D, Martinez-Gonzalez MA, Vioque J. Food industry funding and epidemiologic research in public health nutrition. *Gaceta Sanitaria*. 2018;32(2):168-71.

Nayak BK. Conflict of interest in biomedical publications. *Indian journal of ophthalmology*. 2007;55(6):409-10.

Nayak BK. Disclosure of conflict of interest in biomedical publication. *Indian journal of ophthalmology*. 2007;55(4):249-50.

Nayernouri T. Fraud and Dishonesty in "Scientific" Publication. *Archives of Iranian Medicine*. 2009;12(1):1-4.

Naylor CD, Research Committee and Clinical Study Agreements Working Group of the Toronto Academic Health Science C. Early Toronto experience with new standards for industry-sponsored clinical research: a progress report. *CMAJ : Canadian Medical Association journal = journal de l'Association medicale canadienne*. 2002;166(4):453-6.

Naylor CD, Toronto Acad Hlth Sci C. Early Toronto experience with new standards for industry-sponsored clinical research: a progress report. *Canadian Medical Association Journal*. 2002;166(4):453-6.

Naylor CD. The complex world of prescribing behavior. *Jama-Journal of the American Medical Association*. 2004;291(1):104-6.

- Neale A. Conflicts of interest in fund development. *Health progress* (Saint Louis, Mo). 1994;75(2):67, 79.
- Neale AV, Schwartz KL, Bowman MA. Conflict of interest: Can we minimize its influence in the biomedical literature? *Journal of the American Board of Family Practice*. 2005;18(5):411-3.
- Neale AV, Schwartz KL, Bowman MA. Conflict of interest: can we minimize its influence in the biomedical literature? *The Journal of the American Board of Family Practice*. 2005;18(5):411-3.
- Nebert DW. Conflicts of interests: declarations for all. *Environmental health perspectives*. 2004;112(17):A980.
- Neema PK. Dishonesty in Medical Research and Publication and the Remedial Measures. *Annals of Cardiac Anaesthesia*. 2018;21(2):111-3.
- Negrini S. Another form of publication bias: the unpublished "everyday" clinical researches. *European journal of physical and rehabilitation medicine*. 2011;47(4):531-2.
- Neill US, Thompson CB, Feldmann M, Kelley WN. A new JCI conflict-of-interest policy. *The Journal of clinical investigation*. 2007;117(3):506-8.
- Neilson S. Holiday reading: Declaration of conflict of interest. *CMAJ : Canadian Medical Association journal = journal de l'Association medicale canadienne*. 2010;182(18):2010.
- Nelsen LL, Bierer BE. Biomedical innovation in academic institutions: mitigating conflict of interest. *Science translational medicine*. 2011;3(100):100cm26.
- Nelson D. Sponsorship, or selling out?? *Fund raising management*. 1998;29(4):32-3.
- Nelson JP. Estimating the price elasticity of beer: meta-analysis of data with heterogeneity, dependence, and publication bias. *Journal of health economics*. 2014;33:180-7.
- Nelson JP. Meta-analysis of alcohol price and income elasticities - with corrections for publication bias. *Health economics review*. 2013;3(1):17.
- Nelson PA. The influence of 'moral disengagement' on conflict of interest: insights for dermatology from social psychology and qualitative research. *The British journal of dermatology*. 2018;179(2):544-5.
- Nelson R. Conflict of interest in CME. *Iowa medicine : journal of the Iowa Medical Society*. 1994;84(12):541.
- Nelson WA. Conflicts of interest. Clarity, transparency, action are keys to maintaining trust, avoiding conflicts. *Healthcare executive*. 2009;24(2):42, 4.
- Neltner TG, Alger HM, O'Reilly JT, Krinsky S, Bero LA, Maffini MV. Conflicts of interest in approvals of additives to food determined to be generally recognized as safe: out of balance. *JAMA internal medicine*. 2013;173(22):2032-6.

- Neltner TG, Maffini MV. Conflicts of interest in approvals of food additives--reply. *JAMA internal medicine*. 2014;174(2):300-1.
- Nersesyan AK. Conflicts of interest in science in Armenia. *Science and engineering ethics*. 2002;8(3):291-3.
- Nestle M. Conflicts of interest in the regulation of food safety: a threat to scientific integrity. *JAMA internal medicine*. 2013;173(22):2036-8.
- Nestle M. Food company sponsorship of nutrition research and professional activities: a conflict of interest? *Public Health Nutrition*. 2001;4(5):1015-22.
- Nestle M. *Food Politics: How the Food Industry Influences Nutrition and Health* 2007. 1-489 p.
- Nestle M. Incorrect Impressions Concerning Industry-Sponsored Research-Reply. *JAMA internal medicine*. 2017;177(3):449.
- Netting FE, Wilson CC. Educating professionals to understand religious sponsorship of long term care facilities. *Gerontology & geriatrics education*. 1986;7(1):25-35.
- Neubauer A. Consequences of the German anticorruption law for sponsorship at university hospitals. *Wiener medizinische Wochenschrift (1946)*. 2002;152(9-10):246-8.
- Neuman J, Korenstein D, Ross JS, Keyhani S. Prevalence of financial conflicts of interest among panel members producing clinical practice guidelines in Canada and United States: cross sectional study. *BMJ (Clinical research ed)*. 2011;343:d5621.
- Neuman J, Korenstein D, Ross JS, Keyhani S. Prevalence of financial conflicts of interest among panel members producing clinical practice guidelines in Canada and United States: cross sectional study. *British Medical Journal*. 2011;343.
- Neumann HA. Is pharmaceutical sponsorship of a dermatologic conference proper? *Archives of dermatology*. 1999;135(6):645-6.
- Neumann I, Akl EA, Valdes M, Bravo S, Araos S, Kairouz V, et al. Low anonymous voting compliance with the novel policy for managing conflicts of interest implemented in the 9th version of the American College of Chest Physicians antithrombotic guidelines. *Chest*. 2013;144(4):1111-6.
- Neumann I, Karl R, Rajpal A, Akl EA, Guyatt GH. Experiences with a novel policy for managing conflicts of interest of guideline developers: a descriptive qualitative study. *Chest*. 2013;144(2):398-404.
- Neumann PJ, Sandberg EA, Bell CM, Stone PW, Chapman RH. Are pharmaceuticals cost-effective? A review of the evidence. *Health Affairs*. 2000;19(2):92-109.
- New copyright transfer and conflict-of-interest process for all authors. *Pediatric emergency care*. 2012;28(4):404.

New editorial policy on conflicts of interest. *The New England journal of medicine*. 1990;323(22):1568-9.

New Hospital Pharmacy Practitioner Award 2012/2013: Sponsored by Sandoz Canada Inc. Anna Huisman, BScH, BScPhm, ACPR. *The Canadian journal of hospital pharmacy*. 2013;66(2):140.

Newcombe JP, Kerridge IH. Assessment by human research ethics committees of potential conflicts of interest arising from pharmaceutical sponsorship of clinical research. *Internal Medicine Journal*. 2007;37(1):12-7.

Newcombe RG. Towards a reduction in publication bias. *British medical journal (Clinical research ed)*. 1987;295(6599):656-9.

Newgard CD, Kim S, Camargo CA, Jr. Emergency medicine leadership in industry-sponsored clinical trials. *Academic emergency medicine : official journal of the Society for Academic Emergency Medicine*. 2003;10(2):169-74.

Newman TB. Industry-sponsored "expert committee recommendations for acne management" promote expensive drugs on the basis of weak evidence. *Pediatrics*. 2007;119(3):650; author reply -1.

Newton A, Lloyd-Williams F, Bromley H, Capewell S. Food for thought? Potential conflicts of interest in academic experts advising government and charities on dietary policies. *BMC public health*. 2016;16:735.

Neyt M, Christiaens T, Demotes J, Walley T, Hulstaert F. Publicly funded practice-oriented clinical trials: of importance for healthcare payers. *Journal of Comparative Effectiveness Research*. 2016;5(6):551-60.

Ng SK, Byrnes J, Scuffham P. Identifying compliant participants through data matching improved estimation of intervention efficacy: randomized trials with opt-in/opt-out strategies. *Journal of Clinical Epidemiology*. 2019;115:125-32.

Ngo-Metzger Q, Moyer V, Grossman D, Ebell M, Woo M, Miller T, et al. Conflicts of Interest in Clinical Guidelines: Update of U.S. Preventive Services Task Force Policies and Procedures. *American journal of preventive medicine*. 2018;54(1S1):S70-S80.

Nguyen NY, Bero L. Medicaid Drug Selection Committees and Inadequate Management of Conflicts of Interest. *Jama Internal Medicine*. 2013;173(5):338-43.

Nguyen TAH, Dechartres A, Belgherbi S, Ravaud P. Public Availability of Results of Trials Assessing Cancer Drugs in the United States. *Journal of Clinical Oncology*. 2013;31(24):2998-U1.

Nhean S, Nyborn J, Hinchey D, Valerio H, Kinzel K, Siegel M, et al. The frequency of company-sponsored alcohol brand-related sites on Facebook-2012. *Substance use & misuse*. 2014;49(7):779-82.

Niall J. Conflict of interest statements: clarification. *Internal medicine journal*. 2015;45(10):1095.

Nicchitta CV, Reed RC. The immunological properties of endoplasmic reticulum chaperones: a conflict of interest? *Essays in biochemistry*. 2000;36:15-25.

Nichols G, International Committee of Medical Journal E. Sponsorship, authorship and accountability. *The New Zealand medical journal*. 2001;114(1139):391-2.

Nie J-B, Cheng Y, Zou X, Gong N, Tucker JD, Wong B, et al. The vicious circle of patient-physician mistrust in China: health professionals' perspectives, institutional conflict of interest, and building trust through medical professionalism. *Developing world bioethics*. 2018;18(1):26-36.

Niemeyer H, Musch J, Pietrowsky R. Publication bias in meta-analyses of the efficacy of psychotherapeutic interventions for depression. *Journal of consulting and clinical psychology*. 2013;81(1):58-74.

Niemeyer H, Musch J, Pietrowsky R. Publication bias in meta-analyses of the efficacy of psychotherapeutic interventions for schizophrenia. *Schizophrenia research*. 2012;138(2-3):103-12.

Nierenberg AA. A counter proposal to manage financial conflicts of interest in academic psychiatry. *World psychiatry : official journal of the World Psychiatric Association (WPA)*. 2007;6(1):34-6.

Nieto A, Mazon A, Pamies R, Linana JJ, Lanuza A, Jimenez FO, et al. Adverse effects of inhaled corticosteroids in funded and nonfunded studies. *Archives of Internal Medicine*. 2007;167(19):2047-53.

Niforatos JD, Chaitoff A, Mercer MB, Yu PC, Rose SL. Association Between Public Trust and Provider Specialty Among Physicians With Financial Conflicts of Interest. *Mayo Clinic Proceedings*. 2019;94(12):2467-75.

Niforatos JD, Chaitoff A, Mercer MB, Yu P-C, Rose SL. Association Between Public Trust and Provider Specialty Among Physicians With Financial Conflicts of Interest. *Mayo Clinic proceedings*. 2019;94(12):2467-75.

Niforatos JD, Lin L, Narang J, James A, Singletary A, Rose E, et al. Financial Conflicts of Interest Among Emergency Medicine Contributors on Free Open Access Medical Education (FOAMed). *Academic emergency medicine : official journal of the Society for Academic Emergency Medicine*. 2019;26(7):814-7.

Niforatos JD, Narang J, Trueger NS. Financial Conflicts of Interest Among Emergency Medicine Journals' Editorial Boards. *Annals of emergency medicine*. 2019.

NIH conference addresses conflict of interest concerns. *Journal of investigative medicine : the official publication of the American Federation for Clinical Research*. 2000;48(6):389.

NIH in the dark over conflicts of interest. *Nature*. 2008;451(7177):386.

NIH in the spotlight over conflicts of interest. *The Lancet Neurology*. 2004;3(11):633.

Nihon Arukoru Igakkai/Japanese Medical Society of Alcohol S. Guidelines for conflict of interest in clinical research. *Nihon Arukoru Yakubutsu Igakkai zasshi = Japanese journal of alcohol studies & drug dependence*. 2013;48(6):339-57.

Nilsson PM, Olsson P. Statement of conflict of interest in research. A bias database--simple and open for all! *Lakartidningen*. 2011;108(42):2073.

Ning J, Chen Y, Piao J. Maximum likelihood estimation and EM algorithm of Copas-like selection model for publication bias correction. *Biostatistics (Oxford, England)*. 2017;18(3):495-504.

Niparko JK, Levine PA, Johns MME. Our approach to addressing potential conflicts of interest. *Archives of otolaryngology--head & neck surgery*. 2005;131(11):943-4.

Nissen SB, Magidson T, Gross K, Bergstrom CT. Publication bias and the canonization of false facts. *eLife*. 2016;5.

Nissen SE. Biomarkers in cardiovascular medicine: the shame of publication bias. *JAMA internal medicine*. 2013;173(8):671-2.

Nissen SE. Can we trust cardiovascular practice guidelines?: comment on "Conflicts of interest in cardiovascular clinical practice guidelines". *Archives of internal medicine*. 2011;171(6):584-5.

Nissen SE. Conflicts of Interest and Professional Medical Associations: Progress and Remaining Challenges. *Jama*. 2017;317(17):1737-8.

Niven DJ, Mrklas KJ, Holodinsky JK, Straus SE, Hemmelgarn BR, Jeffs LP, et al. Towards understanding the de-adoption of low-value clinical practices: a scoping review. *Bmc Medicine*. 2015;13.

Nkansah N, Nguyen T, Iraninezhad H, Bero L. Randomized trials assessing calcium supplementation in healthy children: relationship between industry sponsorship and study outcomes. *Public Health Nutrition*. 2009;12(10):1931-7.

No conflict on conflict of interest. *Science (New York, NY)*. 1990;250(4987):1515.

No conflicts of interest declared, says RCVS. *The Veterinary record*. 2019;185(9):249.

No need for tobacco sponsorship. *British medical journal (Clinical research ed)*. 1985;290(6467):576.

No place for conflict of interest. *Lancet (London, England)*. 2005;365(9472):1664.

Noah L. Doctors on the Take: Aligning Tort Law to Address Drug Company Payments to Prescribers. *Buffalo Law Review*. 2018;66(4):855-907.

Noble JH, Jr. Financial ties that might bind: Delve deeper to find the links. *BMJ (Clinical research ed)*. 2008;336(7635):59.

Noble JH. Detecting bias in biomedical research: looking at study design and published findings is not enough. *Monash Bioethics Review*. 2007;26(1-2):24-45.

Noble JH. Meta-analysis: Methods, strengths, weaknesses, and political uses. *Journal of Laboratory and Clinical Medicine*. 2006;147(1):7-20.

Noble RC. Physicians and the pharmaceutical industry: an alliance with unhealthy aspects. *Perspectives in biology and medicine*. 1993;36(3):376-94.

Nolin J. Timing and sponsorship: the research to policy process and the European Union's Kyoto proposal. *Minerva*. 1999;37(2):165-82.

Nolting A, Perleth M, Langer G, Meerpohl JJ, Gartlehner G, Kaminski-Hartenthaler A, et al. GRADE guidelines: 5. Rating the quality of evidence - publication bias. *Zeitschrift Fur Evidenz Fortbildung Und Qualitaet Im Gesundheitswesen*. 2012;106(9):670-6.

Nolting A, Perleth M, Langer G, Meerpohl JJ, Gartlehner G, Kaminski-Hartenthaler A, et al. GRADE guidelines: 5. Rating the quality of evidence: publication bias. *Zeitschrift fur Evidenz, Fortbildung und Qualitat im Gesundheitswesen*. 2012;106(9):670-6.

Noordin S, Wright JG, Howard A. Relationship Between Declared Funding Support and Level of Evidence. *Journal of Bone and Joint Surgery-American Volume*. 2010;92A(7):1647-51.

Nordhausen T, Lins S, Panfil E-M, Kopke S, Leino-Kilpi H, Langer G, et al. Nursing and industry relations: literature review and conflicts of interest survey. *Zeitschrift fur Evidenz, Fortbildung und Qualitat im Gesundheitswesen*. 2015;109(8):621-31.

Norman C. Potential Conflicts of Interest Detailed at UC. *Science (New York, NY)*. 1983;219(4582):268-9.

Norman GR. Examining the assumptions of evidence-based medicine. *Journal of Evaluation in Clinical Practice*. 1999;5(2):139-47.

Norris SL, Burda BU, Holmer HK, Ogden LA, Fu R, Bero L, et al. Author's specialty and conflicts of interest contribute to conflicting guidelines for screening mammography. *Journal of clinical epidemiology*. 2012;65(7):725-33.

Norris SL, Burda BU, Holmer HK, Ogden LA, Fu RW, Bero L, et al. Author's specialty and conflicts of interest contribute to conflicting guidelines for screening mammography. *Journal of Clinical Epidemiology*. 2012;65(7):725-33.

Norris SL, Holmer HK, Burda BU, Ogden LA, Fu R. Conflict of interest policies for organizations producing a large number of clinical practice guidelines. *PloS one*. 2012;7(5):e37413.

Norris SL, Holmer HK, Burda BU, Ogden LA, Fu RW. Conflict of Interest Policies for Organizations Producing a Large Number of Clinical Practice Guidelines. *Plos One*. 2012;7(5).



- Norris SL, Holmer HK, Ogden LA, Burda BU, Fu R. Conflicts of interest among authors of clinical practice guidelines for glycemic control in type 2 diabetes mellitus. *PloS one*. 2013;8(10):e75284.
- Norris SL, Holmer HK, Ogden LA, Burda BU, Fu RW. Characteristics of physicians receiving large payments from pharmaceutical companies and the accuracy of their disclosures in publications: an observational study. *Bmc Medical Ethics*. 2012;13.
- Norris SL, Holmer HK, Ogden LA, Burda BU, Fu RW. Conflicts of Interest among Authors of Clinical Practice Guidelines for Glycemic Control in Type 2 Diabetes Mellitus. *Plos One*. 2013;8(10).
- Norris SL, Holmer HK, Ogden LA, Burda BU. Conflict of Interest in Clinical Practice Guideline Development: A Systematic Review. *Plos One*. 2011;6(10).
- Norris SL, Holmer HK, Ogden LA, Burda BU. Conflict of interest in clinical practice guideline development: a systematic review. *PloS one*. 2011;6(10):e25153.
- Norris SL, Holmer HK, Ogden LA, Selph SS, Fu R. Conflict of interest disclosures for clinical practice guidelines in the national guideline clearinghouse. *PloS one*. 2012;7(11):e47343.
- Norris SL, Holmer HK, Ogden LA, Selph SS, Fu RW. Conflict of Interest Disclosures for Clinical Practice Guidelines in the National Guideline Clearinghouse. *Plos One*. 2012;7(11).
- Norris SL, Moher D, Reeves BC, Shea B, Loke Y, Garner S, et al. Issues relating to selective reporting when including non-randomized studies in systematic reviews on the effects of healthcare interventions. *Research synthesis methods*. 2013;4(1):36-47.
- North K. Sponsorship: the current dilemma. *Nursing*. 1990;4(18):15-6, 8-9.
- Norum PA. No conflict of interest? *Tidsskrift for den Norske laegeforening : tidsskrift for praktisk medicin, ny raekke*. 2009;129(5):432.
- Nosal VI. Organization of sponsorship aid to rural regional hospitals for health education work. *Sovetskoe zdravookhranenie*. 1975(8):20-2.
- Nottenburg C, Pardey PG, Wright BD. Accessing other people's technology for non-profit research. *Australian Journal of Agricultural and Resource Economics*. 2002;46(3):389-416.
- Novack GD. Bias and sponsored research - Author reply. *Ophthalmology*. 2008;115(2):413-.
- Novack GD. The role of pharmaceutical companies in sponsored research. *Ophthalmology*. 2007;114(6):1037-8.
- Novins DK, Althoff RR, Billingsley MK, Cortese S, Drury SS, Frazier JA, et al. Conflict of Interest and the Journal Revisited. *Journal of the American Academy of Child and Adolescent Psychiatry*. 2018;57(2):72-3.
- Nowicki M. Conflicts of interest. *Journal of healthcare resource management*. 1995;13(10):34-5.

Nuesch R, Dieterle T. Industry-sponsored research. *Lancet* (London, England). 2000;356(9248):2193-4.

Nurok M. Conflict-of-interest policies. *The New England journal of medicine*. 2001;344(13):1017; author reply 8.

Nuss T, Scully M, Wakefield M, Dixon H. Unhealthy sport sponsorship at the 2017 AFL Grand Final: a case study of its frequency, duration and nature. *Australian and New Zealand journal of public health*. 2019;43(4):366-72.

Nussbaum RH, Grossman CM. Environmental contamination and health studies: conflicts of interest and reasons for community-based participatory studies. *Archives of environmental health*. 2003;58(5):261-2.

Nussbaunner B, Gartlehner G, Kien C, Kaminski-Hartenthaler A, Langer G, Meerpohl JJ, et al. GRADE guidelines 15: Going from evidence to recommendation - determinants of a recommendation's direction and strength. *Zeitschrift Fur Evidenz Fortbildung Und Qualitaet Im Gesundheitswesen*. 2014;108(7):421-31.

Nussenblatt RB, Gottesman MM. Rules to Prevent Conflict of Interest for Clinical Investigators Conducting Human Subjects Research. Gallin JI, Ognibene FP, editors 2007. 121-7 p.

Nutbeam D, Catford J. Health promotion. An exercise in sponsorship. *Health and social service journal*. 1985;95(4931):73.

Nygren DJ. Effective governance in complex systems. With sponsorship at a crossroads, navigating change becomes vital. *Health progress* (Saint Louis, Mo). 2001;82(4):41-5.

Nylenna M. Conflict of interest. *Tidsskrift for den Norske laegeforening : tidsskrift for praktisk medicin, ny raekke*. 2001;121(16):1883.

Nymark M. Patients' safety, privacy and effectiveness--a conflict of interests in health care information systems? *Medicine and law*. 2007;26(2):245-55.

Nystrom J. Conflicts of interest in the borreliosis debate. *Tidsskrift for den Norske laegeforening : tidsskrift for praktisk medicin, ny raekke*. 2014;134(2):139-40.

Oakes JM, Whitham HK, Spaulding AB, Zentner LA, Beccard SR. How should doctors disclose conflicts of interest to patients? A focus group investigation. *Minnesota medicine*. 2015;98(1):38-41.

Obeso JA. Ghost writing and conflict of interest - Editor's comments. *Movement disorders : official journal of the Movement Disorder Society*. 2018;33(9):1509.

Obot IS. Disclosing conflicts of interest: common standards in uncommon contexts. *Addiction* (Abingdon, England). 2009;104(11):1786-7.

O'Brien AJ. Conflict of interest in research. *The American journal of emergency medicine*. 2008;26(4):504; author reply -5.

- O'Brien K, Chikritzhs T. Time for the New Zealand government to ban alcohol advertising and sponsorship in sport. *The New Zealand medical journal*. 2017;130(1448):6-8.
- O'Brien KS, Ferris J, Greenlees I, Jowett S, Rhind D, Cook PA, et al. Alcohol industry sponsorship and hazardous drinking in UK university students who play sport. *Addiction (Abingdon, England)*. 2014;109(10):1647-54.
- O'Brien KS, Kypri K. Alcohol industry sponsorship and hazardous drinking among sportspeople. *Addiction (Abingdon, England)*. 2008;103(12):1961-6.
- O'Brien KS, Lynott D, Miller PG. Alcohol industry sponsorship and alcohol-related harms in Australian university sportspeople/athletes. *Drug and alcohol review*. 2013;32(3):241-7.
- O'Brien KS, Miller PG, Kolt GS, Martens MP, Webber A. Alcohol industry and non-alcohol industry sponsorship of sportspeople and drinking. *Alcohol and alcoholism (Oxford, Oxfordshire)*. 2011;46(2):210-3.
- O'Brien L, Lakeman R, O'Brien A. Managing potential conflict of interest in journal article publication. *International journal of mental health nursing*. 2013;22(4):368-73.
- O'Brien SJ, Gillespie IA, Sivanesan MA, Elson R, Hughes C, Adak GK. Publication bias in foodborne outbreaks of infectious intestinal disease and its implications for evidence-based food policy. England and Wales 1992-2003. *Epidemiology and infection*. 2006;134(4):667-74.
- Obrist R. Only conflicts of interest? *Swiss medical weekly*. 2015;145:w14120.
- Occupational health should not accept tobacco industry sponsorship. *British medical journal (Clinical research ed)*. 1981;283(6283):4.
- O'Connell LJ. Recognizing conflicts of interest. *Healthcare executive*. 1996;11(3):48-9.
- O'Connor AM, Sargeant JM, Dohoo IR, Erb HN, Cevallos M, Egger M, et al. Explanation and Elaboration Document for the STROBE-Vet Statement: Strengthening the Reporting of Observational Studies in Epidemiology - Veterinary Extension. *Zoonoses and Public Health*. 2016;63(8):662-98.
- O'Connor CM. Conflict of interest and transparency: are the headlights misaligned? *JACC Heart failure*. 2015;3(1):94.
- O'Connor SJ. Peer review: problem or solution in relation to publication bias, transparency and the internationalisation of scientific research outputs? *European journal of cancer care*. 2012;21(6):701-2.
- Odierna DH, White J, Forsyth S, Bero LA. Critical appraisal training increases understanding and confidence and enhances the use of evidence in diverse categories of learners. *Health Expectations*. 2015;18(2):273-87.
- O'Donohoe TJ, Dhillon R, Bridson TL, Tee J. Reporting Quality of Systematic Review Abstracts Published in Leading Neurosurgical Journals: A Research on Research Study. *Neurosurgery*. 2019;85(1):1-10.

O'Dowd A. NHS regulator is ineffective and has conflicts of interest, say MPs. *BMJ (Clinical research ed)*. 2014;349:g4446.

O'Driscoll R. Declaration of conflicts of interest. *The European respiratory journal*. 2004;23(5):791; author reply

Offerhaus L. Physician and pharmaceutical industry. I. Along the royal road or via Royal Class? *Nederlands tijdschrift voor geneeskunde*. 1992;136(1):13-6.

Offerhaus L. Physician and pharmaceutical industry. II. Postmarketing surveillance. *Nederlands tijdschrift voor geneeskunde*. 1992;136(1):36-41.

Ogasawara K. 4. COI: Conflict of Interest. *Nihon Hoshasen Gijutsu Gakkai zasshi*. 2016;72(9):923-9.

Ogbogu U. Canada's approach to conflict- of-interest oversight. *CMAJ : Canadian Medical Association journal = journal de l'Association medicale canadienne*. 2007;177(4):375-6.

Oh A, Martsolf GR, Friedberg MW. Association Between Sponsorship and Findings of Medical Home Evaluations. *JAMA internal medicine*. 2017;177(9):1375-6.

Ohayon MM, Dauvilliers Y, Reynolds CF. Conflicts of interest-reply. *Archives of general psychiatry*. 2012;69(11):1181-2.

Ohki T. Most influential and overlooked "conflict of interest" for all clinicians is practice of medicine itself. *Nihon Geka Gakkai zasshi*. 2014;115(5):243.

O'Kelly M, Julious SA, Pyke S, Day S, Todd S, Seldrup J, et al. Making available information from studies sponsored by the pharmaceutical industry: some current practices. *Pharmaceutical statistics*. 2011;10(1):60-9.

Okike K, Kocher MS, Mehlman CT, Bhandari M. Conflict of interest in orthopaedic research. An association between findings and funding in scientific presentations. *The Journal of bone and joint surgery American volume*. 2007;89(3):608-13.

Okike K, Kocher MS, Mehlman CT, Bhandari M. Conflict of interest in orthopedic research - An association between findings and funding in scientific presentations. *Journal of Bone and Joint Surgery-American Volume*. 2007;89A(3):608-13.

Okike K, Kocher MS, Mehlman CT, Bhandari M. Industry-sponsored research. *Injury*. 2008;39(6):666-80.

Okike K, Kocher MS, Mehlman CT, Bhandari M. Industry-sponsored research. *Injury-International Journal of the Care of the Injured*. 2008;39(6):666-80.

Okike K, Kocher MS, Mehlman CT, Heckman JD, Bhandari M. Publication bias in orthopaedic research: an analysis of scientific factors associated with publication in the *Journal of Bone and Joint Surgery (American Volume)*. *The Journal of bone and joint surgery American volume*. 2008;90(3):595-601.

Okike K, Kocher MS, Torpey JL, Nwachukwu BU, Mehlman CT, Bhandari M. Level of evidence and conflict of interest disclosure associated with higher citation rates in orthopedics. *Journal of clinical epidemiology*. 2011;64(3):331-8.

Okike K, Kocher MS, Wei EX, Mehlman CT, Bhandari M. Accuracy of Conflict-of-Interest Disclosures Reported by Physicians. *New England Journal of Medicine*. 2009;361(15):1466-74.

Okike K, Kocher MS, Wei EX, Mehlman CT, Bhandari M. Accuracy of conflict-of-interest disclosures reported by physicians. *The New England journal of medicine*. 2009;361(15):1466-74.

Okike K, Kocher MS. The legal and ethical issues surrounding financial conflict of interest in orthopaedic research. *The Journal of bone and joint surgery American volume*. 2007;89(4):910-3.

Okike K, Kocher MS. The legal and ethical issues surrounding financial conflict of interest in orthopedic research. *Journal of Bone and Joint Surgery-American Volume*. 2007;89A(4):910-3.

Okoro EO, Davies AE. Sponsorship of educational programmes in Nigerian medical and pharmacy schools by pharmaceutical companies: possible risk implication for public health. *Ethics & medicine : a Christian perspective on issues in bioethics*. 2001;17(1):52-60.

Olavarria OA, Holihan JL, Cherla D, Perez CA, Kao LS, Ko TC, et al. Comparison of Conflicts of Interest among Published Hernia Researchers Self-Reported with the Centers for Medicare and Medicaid Services Open Payments Database. *Journal of the American College of Surgeons*. 2017;224(5):800-4.

Olavarria OA, Shah P, Bernardi K, Lyons NB, Holihan JL, Ko TC, et al. Lack of Regulations and Conflict of Interest Transparency of New Hernia Surgery Technologies. *The Journal of surgical research*. 2019.

Olch DI. Conflict of interest and physician dispensing. *The Internist*. 1987;28(9):13-6, 24.

Oldham RK. Disclosure in research funding. *Cancer biotherapy*. 1993;8(4):273-4.

Oldham RK. Research funding: a disclosure item. *Molecular biotherapy*. 1990;2(2):66.

Oleson KA. Role of the industry sponsor: protection of human subjects in early device-application studies. *The Journal of laboratory and clinical medicine*. 2005;145(1):17-20.

Oliver AL, Sapir A. Shifts in the organization and profession of academic science: the impact of IPR and technology transfer. *Journal of Professions and Organization*. 2017;4(1):36-54.

Olson CA. Conflict of interest and evaluation research: should we do effectiveness studies of our own educational programs? *The Journal of continuing education in the health professions*. 2013;33(4):203-5.

Olson CM, Rennie D, Cook D, Dickersin K, Flanagan A, Hogan JW, et al. Publication bias in editorial decision making. *Jama*. 2002;287(21):2825-8.

Olson CM. Publication bias. *Academic emergency medicine : official journal of the Society for Academic Emergency Medicine*. 1994;1(3):207-9.

Omae K, Kataoka Y, Tsujimoto Y, Tsutsumi Y, Yamamoto Y, Fukuhara S, et al. Publication statuses of clinical trials supporting FDA-approved immune checkpoint inhibitors: a meta-epidemiological investigation. *Bmc Cancer*. 2019;19(1).

Omission of Conflict of Interest Disclosures. *JAMA pediatrics*. 2017;171(4):399.

Omission of Conflicts of Interest. *JAMA internal medicine*. 2017;177(10):1544.

Omission of Conflicts of Interest. *JAMA surgery*. 2016;151(12):1193.

Omission of Conflicts of Interest. *Jama*. 2018;320(12):1288.

Omitted Conflict of Interest Disclosures. *JAMA cardiology*. 2018;3(3):266.

Omitted Conflict of Interest Disclosures. *JAMA ophthalmology*. 2018;136(10):1208.

Omitted Conflict of Interest Disclosures. *Jama*. 2018;319(7):724.

Omitted Conflict of Interest Disclosures. *Jama*. 2019;322(2):174.

Omitted Disclosure of Potential Conflicts of Interest. *Jama*. 2018;319(8):833.

Omitted Disclosures of Potential Conflicts of Interest. *Jama*. 2017.

Omitted Disclosures or Potential Conflicts of Interest. *JAMA internal medicine*. 2018;178(1):157.

Omitted Potential Conflict of Interest Disclosures. *JAMA cardiology*. 2019;4(2):189.

Omobowale EB, Kuziw M, Naylor MT, Daar AS, Singer PA. Addressing conflicts of interest in Public Private Partnerships. *BMC international health and human rights*. 2010;10:19.

O'Neil K, Moores L, Detterback F. From the American College of Chest Physicians: Guidelines on Conflict-of-Interest Management. *JAMA internal medicine*. 2019;179(4):594-5.

Ong EK, Glantz SA. Constructing "sound science" and "good epidemiology": Tobacco, lawyers, and public relations firms. *American Journal of Public Health*. 2001;91(11):1749-57.

Ong EK, Glantz SA. Tobacco industry efforts subverting international Agency for Research on Cancer's second-hand smoke study. *Lancet*. 2000;355(9211):1253-9.

Onishi A, Furukawa TA. Publication bias is underreported in systematic reviews published in high-impact-factor journals: metaepidemiologic study. *Journal of Clinical Epidemiology*. 2014;67(12):1320-6.

Oomens M, Lazzari S, Heymans MW, Forouzanfar T. Association between funding, risk of bias, and outcome of randomised controlled trials in oral and maxillofacial surgery. *British Journal of Oral & Maxillofacial Surgery*. 2016;54(1):46-50.

Opie L. Conflict of interest in the debate over calcium-channel antagonists. *The New England journal of medicine*. 1998;338(23):1696-7; author reply 7-8.

Orentlicher D, Hehir MK. Advertising policies of medical journals: conflicts of interest for journal editors and professional societies. *The Journal of law, medicine & ethics : a journal of the American Society of Law, Medicine & Ethics*. 1999;27(2):113-21.

Orfei MD, Caltagirone C, Spalletta G. Ethical perspectives on relations between industry and neuropsychiatric medicine. *International Review of Psychiatry*. 2010;22(3):281-7.

Orford J. Potential conflict of interest in gambling research. *Addiction (Abingdon, England)*. 2002;97(5):600-1.

Orford RR. Mold science and conflict of interest. *International journal of occupational and environmental health*. 2009;15(1):114; author reply -5.

Orlando R. Outstanding Scientific Poster Awards for the ABRF 2017 Organized by the Education Committee and Sponsored by Waters Corporation. *Journal of biomolecular techniques : JBT*. 2017;28(3):135-6.

Orlikoff JE, Totten MK. Conflict of interest and governance. New approaches for a new healthcare environment. *Healthcare executive*. 2006;21(5):52, 4.

Orlikoff JE, Totten MK. Conflict of interest and governance: new approaches for a new environment. *Trustee : the journal for hospital governing boards*. 2004;57(4):15-8.

Orlowski JP, Vinicky JK, Edwards SS. Conflicts of interest, conflicting interests, and interesting conflicts, Part 3. *The Journal of clinical ethics*. 1996;7(2):184-6.

Orlowski JP. The HEC and conflicts of interest in the health care environment. *HEC forum : an interdisciplinary journal on hospitals' ethical and legal issues*. 1994;6(1):3-11.

O'Rourke KD. Lay sponsorship: a right, a trust. *Hospital progress*. 1981;62(9):40-4, 66.

Ortonne JP, Camacho-Martinez F, Freedman D, Katsambas A, Powell F, Roseeuw D, et al. The propriety of sponsorship of dermatologic conferences. *Archives of dermatology*. 2000;136(3):308-10; discussion 11.

Ospedalieri CCIdPOM. CIPOMO position paper about conflict of interest. *Recenti progressi in medicina*. 2019;110(3):119-21.

Ospina MB, Kelly K, Klassen TP, Rowe BH. Publication bias of randomized controlled trials in emergency medicine. *Academic emergency medicine : official journal of the Society for Academic Emergency Medicine*. 2006;13(1):102-8.

Ost DE, Seeley EJ, Shojaee S, Yasufuku K. Efforts to Limit Publication Bias and Improve Quality in the Journal: Introduction of Double-Blind Peer Review. *Journal of bronchology & interventional pulmonology*. 2019;26(3):143-7.

Ostergaard DJ. Relationships between family physicians and the pharmaceutical industry. *The Journal of family practice*. 1992;34(1):29-31.

Otromptke J. Navigating US conflict-of-interest rules when commercializing research. *Nature biotechnology*. 2004;22(7):921-4.

Ottaiano A, Castello G, Ascierto PA. Evidence of publication bias in clinical trials of biotherapies for solid tumors. *Cancer*. 2005;103(4):653.

Otting A. Franciscan Sisters of St. Paul, MN. Corporate management sponsorship renews commitment, assures survival. *Hospital progress*. 1981;62(7):60-1.

Otto CM. Writing for publication in veterinary critical care literature: What does authorship mean? *Journal of Veterinary Emergency and Critical Care*. 2004;14(2):81-3.

Our policy on conflict of interest: open for discussion. *Epidemiology (Cambridge, Mass)*. 2005;16(3):273-4.

Overgaard CB, van den Broek RA, Kim JH, Detsky AS. Biotechnology stock prices before public announcements: Evidence of insider trading? *Journal of Investigative Medicine*. 2000;48(2):118-24.

Owens B. US conflict-of-interest case draws attention across continent. *CMAJ : Canadian Medical Association journal = journal de l'Association medicale canadienne*. 2013;185(15):1309.

Oyama Y. Series: For attending physicians; seeking to understand the diversity of medicine; controlling conflict of interest--aim for fair and high-integrity relationship between professional medical associations and industry in Japan. *Nihon Naika Gakkai zasshi The Journal of the Japanese Society of Internal Medicine*. 2014;103(1):181-7.

Ozaki A. Conflict of Interest and the CREATE-X Trial in the New England Journal of Medicine. *Science and engineering ethics*. 2018;24(6):1809-11.

Ozar D. Conflicts of interest. *The Journal of the American College of Dentists*. 2004;71(3):30-5.

Ozdemir V, Springer S. What does "Diversity" Mean for Public Engagement in Science? A New Metric for Innovation Ecosystem Diversity. *Omics-a Journal of Integrative Biology*. 2018;22(3):184-9.

Ozieranski P, Csanadi M, Rickard E, Tchilingirian J, Mulinari S. Analysis of Pharmaceutical Industry Payments to UK Health Care Organizations in 2015. *JAMA network open*. 2019;2(6):e196253.

Ozretic A, Collier R. Medical schools continue to tighten noose on faculty with conflicts of interest. *CMAJ : Canadian Medical Association journal = journal de l'Association medicale canadienne*. 2010;182(3):E161-2.

Pachter WS, Fox RE, Zimbardo P, Antonuccio DO. Corporate funding and conflicts of interest - A primer for psychologists. *American Psychologist*. 2007;62(9):1005-15.



Pachter WS, Fox RE, Zimbardo P, Antonuccio DO. Corporate funding and conflicts of interest: a primer for psychologists. *The American psychologist*. 2007;62(9):1005-15.

Packer M. Absence of an Ideal Observer II: The Agonizing Search for Experts Without a Conflict of Interest. *Circulation*. 2017;136(25):2400-2.

Packheiser M, Krowchuk HV. Should nurses engage in noneducational activities sponsored by pharmaceutical companies? *MCN The American journal of maternal child nursing*. 2003;28(4):226-7.

Padhy BM, Metier BR. Seeding trials: Marketing gimmick or credible scientific research. *Indian Journal of Anaesthesia*. 2019;63(3):235-8.

Page MJ, Higgins JPT. Rethinking the assessment of risk of bias due to selective reporting: a cross-sectional study. *Systematic reviews*. 2016;5(1):108.

Page MJ, McKenzie JE, Forbes A. Many scenarios exist for selective inclusion and reporting of results in randomized trials and systematic reviews. *Journal of Clinical Epidemiology*. 2013;66(5):524-37.

Pai M, Colford JM, Jr. Clinical trials in India sponsored by the pharmaceutical industry: a proposal for reforms. *The National medical journal of India*. 2002;15(2):93-6.

Pais P. Commercial conflict of interest and medical publication: What should the practising physician do about it? *Indian journal of medical ethics*. 2016;1(4):227-8.

Paixao MM, Mialon M. Help or Hindrance? The Alcohol Industry and Alcohol Control in Portugal. *International Journal of Environmental Research and Public Health*. 2019;16(22).

Palacios M, Rego S. Ethics in Conducting and Communicating Research: A Brazilian Perspective. In: RiveraLopez E, Hevia M, editors. *Controversies in Latin American Bioethics*. International Library of Ethics Law and the New Medicine. 792019. p. 177-99.

Palazzolo JA. Steps to adoption: does your institution need a conflict of interest policy? *Hospital financial management*. 1981;35(8):58-60, 2, 5-6.

Palca J. Conflict of interest: PHS readies new rules. *Science (New York, NY)*. 1990;249(4974):1237.

Palca J. Conflict over conflict of interest. *Science (New York, NY)*. 1989;245(4925):1440.

Palca J. Ethics in science. NIH grapples with conflict of interest. *Science (New York, NY)*. 1989;245(4913):23.

Palca J. NIH conflict-of-interest guidelines shot down. *Science (New York, NY)*. 1990;247(4939):154-5.

Pallmann P, Bedding AW, Choodari-Oskooei B, Dimairo M, Flight L, Hampson LV, et al. Adaptive designs in clinical trials: why use them, and how to run and report them. *Bmc Medicine*. 2018;16.

- Palma A, Vilaca MM. Conflicts of interest in the research, production and dissemination of medicines. *Historia, ciencias, saude--Manguinhos*. 2012;19(3):919-32.
- Palma Perez S, Delgado Rodriguez M. Practical considerations on detection of publication bias. *Gaceta sanitaria*. 2006;20 Suppl 3:10-6.
- Palma S, Delgado-Rodriguez M. Assessment of publication bias in meta-analyses of cardiovascular diseases. *Journal of epidemiology and community health*. 2005;59(10):864-9.
- Palmer AR. Detecting Publication Bias in Meta-analyses: A Case Study of Fluctuating Asymmetry and Sexual Selection. *The American naturalist*. 1999;154(2):220-33.
- Palmer N, Braunack-Mayer A, Rogers W, Provis C, Cullity G. Conflicts of interest in divisions of general practice. *Journal of medical ethics*. 2006;32(12):715-7.
- Palmer R. Teaching hospitals urged to disclose clinical conflicts of interest. *Nature medicine*. 2010;16(8):836.
- Palmund I. Loyalties in clinical research on drugs: The case of hormone replacement therapy. *Social Science & Medicine*. 2006;63(2):540-51.
- Panacek EA, Lewis RJ. Guidelines for clinical investigator involvement in industry-sponsored clinical trials. SAEM Research Committee. *Academic emergency medicine : official journal of the Society for Academic Emergency Medicine*. 1995;2(1):43-5.
- Pandis N, Fleming PS, Hopewell S, Altman DG. The CONSORT Statement: Application within and adaptations for orthodontic trials. *American Journal of Orthodontics and Dentofacial Orthopedics*. 2015;147(6):663-79.
- Panfil E-M, Zima K, Lins S, Kopke S, Langer G, Meyer G. Conflict of interest with industry--a survey of nurses in the field of wound care in Germany, Australia and Switzerland. *Pflege*. 2014;27(3):191-9.
- Pang WK, Yeter KC, Torralba KD, Spencer HJ, Khan NA. Financial conflicts of interest and their association with outcome and quality of fibromyalgia drug therapy randomized controlled trials. *International Journal of Rheumatic Diseases*. 2015;18(6):606-15.
- Papageorgiou SN, Dimitraki D, Coolidge T, Kotsanos N. Publication bias & small-study effects in pediatric dentistry meta-analyses. *The journal of evidence-based dental practice*. 2015;15(1):8-24.
- Papageorgiou SN, Papadopoulos MA, Athanasiou AE. Assessing small study effects and publication bias in orthodontic meta-analyses: a meta-epidemiological study. *Clinical oral investigations*. 2014;18(4):1031-44.
- Papanikolaou GN, Baltogianni MS, Contopoulos-Ioannidis DG, Haidich AB, Giannakakis IA, Ioannidis JP. Reporting of conflicts of interest in guidelines of preventive and therapeutic interventions. *BMC medical research methodology*. 2001;1:3.

Paquette DE. In defense of corporate sponsorships and a plea for civility. *American journal of orthodontics and dentofacial orthopedics : official publication of the American Association of Orthodontists, its constituent societies, and the American Board of Orthodontics.* 2018;154(4):459-60.

Paradis C. Bias in surgical research. *Annals of Surgery.* 2008;248(2):180-8.

Parascandola M. A turning point for conflicts of interest: the controversy over the National Academy of Sciences' first conflicts of interest disclosure policy. *Journal of clinical oncology : official journal of the American Society of Clinical Oncology.* 2007;25(24):3774-9.

Pardell H. Commercial sponsorization of continued medical education and conflict of interests. *Medicina clinica.* 2006;127(6):222-6.

Parekh-Bhurke S, Kwok CS, Pang C, Hooper L, Loke YK, Ryder JJ, et al. Uptake of methods to deal with publication bias in systematic reviews has increased over time, but there is still much scope for improvement. *Journal of clinical epidemiology.* 2011;64(4):349-57.

Parish LC, Witkowski JA, Millikan LE. Conflict of interest and scientific publications. *International journal of dermatology.* 1991;30(4):250-1.

Park RJ. The rise and demise of Harvard's B.S. Program in Anatomy, Physiology, and Physical Training: a case of conflicts of interest and scarce resources. *Research quarterly for exercise and sport.* 1992;63(3):246-60.

Parke DW, 2nd, Coleman AL, Lum F. Managing conflict of interest: the academy's preferred practice patterns and ophthalmic technology assessments. *Ophthalmology.* 2011;118(8):1493-4.

Parker CT, Rennie T. Failure to report previously used drugs and dosages in pharmaceutical company-sponsored rheumatoid arthritis trials: comment on the article by Yocum et al. *Arthritis and rheumatism.* 2004;50(9):3051; author reply -2.

Parker L, Grundy Q, Bero L. Interpreting evidence in general practice Bias and conflicts of Interest. *Australian Journal of General Practice.* 2018;47(6):337-40.

Parker L, Grundy Q, Bero L. Interpreting evidence in general practice: Bias and conflicts of interest. *Australian journal of general practice.* 2018;47(6):337-40.

Parker LS, Satkoske VB. Conflicts of interest: are informed consent an appropriate mode and disclosure an appropriate remedy? *The Journal of the American College of Dentists.* 2007;74(2):19-26.

Parker MH, Wardle JL, Weir M, Stewart CL. Medical merchants: conflict of interest, office product sales and notifiable conduct. *The Medical journal of Australia.* 2011;194(1):34-7.

Parkhurst J, Hawkins B, Ettelt S. Conclusion: Reflecting on Studying Evidence Use from a Public Policy Perspective. Parkhurst J, Ettelt S, Hawkins B, editors 2018. 221-38 p.

- Parks MR. Recognizing and managing financial conflicts of interest in research. *Journal of wound, ostomy, and continence nursing : official publication of The Wound, Ostomy and Continence Nurses Society*. 2002;29(1):7-10.
- Parmley WW. Changing guidelines on conflict of interest. *Journal of the American College of Cardiology*. 2001;37(6):1749-50.
- Parmley WW. Conflict of interest: an issue for authors and reviewers. *Journal of the American College of Cardiology*. 1992;20(4):1017-8.
- Parmley WW. Full disclosure: the antidote to conflict of interest. *Journal of the American College of Cardiology*. 2000;35(6):1693.
- Parmley WW. HEART Group notification regarding "management of potential conflict of interest". Heart Editors Action Round Table. *Journal of the American College of Cardiology*. 2001;38(2):583.
- Parmley WW. Publication bias. *Journal of the American College of Cardiology*. 1994;24(5):1424-5.
- Parrish A, Blockman M. Who will guard the guards? Medical leadership and conflict of interest in South African healthcare. *South African medical journal = Suid-Afrikaanse tydskrif vir geneeskunde*. 2014;104(11):757-8.
- Parsa M, Aramesh K, Larijani B. A comparison between conflict of interest in Western and Islamic literatures in the realm of medicine. *Journal of medical ethics and history of medicine*. 2014;7:7.
- Partridge B, Hall W. Conflicts of Interest in Recommendations to Use Computerized Neuropsychological Tests to Manage Concussion in Professional Football Codes. *Neuroethics*. 2014;7(1):63-74.
- Partridge B. Dazed and confused: sports medicine, conflicts of interest, and concussion management. *Journal of bioethical inquiry*. 2014;11(1):65-74.
- Pasqualotto AC. Conflict of interests and consensus meetings. *European journal of clinical nutrition*. 2009;63(2):301.
- Passalacqua NV, Pilloud MA, Belcher WR. Scientific integrity in the forensic sciences: Consumerism, conflicts of interest, and transparency. *Science & justice : journal of the Forensic Science Society*. 2019;59(5):573-9.
- Passalacqua NV, Pilloud MA, Belcher WR. Scientific integrity in the forensic sciences: Consumerism, conflicts of interest, and transparency. *Science & Justice*. 2019;59(5):573-9.
- Patel AA, Whang PG, White AP, Fehlings MG, Vaccaro AR. Pitfalls in the publication of scientific literature: a road map to manage conflict of interest and other ethical challenges. *Clinical article. Journal of Neurosurgery*. 2011;114(1):21-6.

Patel AA, Whang PG, White AP, Fehlings MG, Vaccaro AR. Pitfalls in the publication of scientific literature: a road map to manage conflict of interest and other ethical challenges. *Journal of neurosurgery*. 2011;114(1):21-6.

Patel N, Awan O. Mentorship and Sponsorship: Are You in Good Hands? Current problems in diagnostic radiology. 2020;49(1):1.

Patel SV, Yu D, Elsolh B, Goldacre BM, Nash GM. Assessment of Conflicts of Interest in Robotic Surgical Studies: Validating Author's Declarations With the Open Payments Database. *Annals of surgery*. 2018;268(1):86-92.

Pater JL, Parulekar W, O'Callaghan C, Shepherd L, Eisenhouer E, Seymour L, et al. Ethics and industry-sponsored research. *CMAJ : Canadian Medical Association journal = journal de l'Association medicale canadienne*. 2002;166(5):581-2.

Paterson D. Telemedicine and conflicts of interest. *The Veterinary record*. 2019;185(7):209.

Patients, more than physicians, frown on drug company freebies. *American journal of health-system pharmacy : AJHP : official journal of the American Society of Health-System Pharmacists*. 1998;55(17):1759.

Patsopoulos NA, Analatos AA, Ioannidis JPA. Origin and funding of the most frequently cited papers in medicine: database analysis. *Bmj-British Medical Journal*. 2006;332(7549):1061-3.

Patterson P. Should physicians be expected to disclose conflicts of interest? *OR manager*. 2007;23(5):1, 23-4, 9.

Patterson WB, Emanuel EJ. Physician-drug company conflict of interest. *Journal of clinical oncology : official journal of the American Society of Clinical Oncology*. 1996;14(1):316-20.

Patton EW, Griffith KA, Jones RD, Stewart A, Ubel PA, Jagsi R. Differences in Mentor-Mentee Sponsorship in Male vs Female Recipients of National Institutes of Health Grants. *JAMA internal medicine*. 2017;177(4):580-2.

Patwardhan AR. Physicians-Pharmaceutical Sales Representatives Interactions and Conflict of Interest: Challenges and Solutions. *Inquiry : a journal of medical care organization, provision and financing*. 2016;53.

Patwardhan S, Gogtay N, Thatte U, Pramesh CS. Quality and completeness of data documentation in an investigator-initiated trial versus an industry-sponsored trial. *Indian journal of medical ethics*. 2014;11(1):19-24.

Patz EF, Jr. Conflict of interest disclosures. *JAMA internal medicine*. 2014;174(5):823.

Paucity of negative clinical trials reports and publication bias. *Journal of the Canadian Academy of Child and Adolescent Psychiatry = Journal de l'Academie canadienne de psychiatrie de l'enfant et de l'adolescent*. 2014;23(1):7.

Paul C, Tauber M. Conflicts of interest and authorship of industry-sponsored publications. *The British journal of dermatology*. 2017;176(1):200-3.

Paul M. On transparency, responsibility, and accountability. *Clinical Microbiology and Infection*. 2009;15(12):1100-2.

Paul SM, Tohen M. Conflicts of interest and the credibility of psychiatric research. *World psychiatry : official journal of the World Psychiatric Association (WPA)*. 2007;6(1):33-4.

Paulson K, Saeed M, Mills J, Cuvelier GDE, Kumar R, Raymond C, et al. Publication bias is present in blood and marrow transplantation: an analysis of abstracts at an international meeting. *Blood*. 2011;118(25):6698-701.

Pear R. Doctors warned on conflicts of interest. *The New York times on the Web*. 1991:A18.

Pearce N. Corporate influences on epidemiology. *Epidemiologia & Prevenzione*. 2008;32(3):117-23.

Pearce N. Corporate influences on epidemiology. *International Journal of Epidemiology*. 2008;37(1):46-53.

Pearce N. Response: The distribution and determinants of epidemiologic research. *International Journal of Epidemiology*. 2008;37(1):65-8.

Pearce N. The rise and rise of corporate epidemiology and the narrowing of epidemiology's vision. *International Journal of Epidemiology*. 2007;36(4):713-7.

Pearce W, Raman S, Turner A. Randomised trials in context: practical problems and social aspects of evidence-based medicine and policy. *Trials*. 2015;16.

Pearn J, Chalmers I. Is selective reporting of well-designed clinical research unethical as well as unscientific? *Nederlands tijdschrift voor geneeskunde*. 1996;140(4):220-1.

Pearson GS. Conflicts of Interest. *Journal of the American Psychiatric Nurses Association*. 2017;23(5):342-3.

Pearson RE. Pharma Trend experience reports: conflict of interest? *American journal of hospital pharmacy*. 1990;47(1):77-8.

Pearson S. Formula milk company sponsorship. *Midwives*. 2010:18.

Pechansky F. Commentary on Bodin & Strandberg (2011): Scepticism, publication bias and a grain of salt--do we already know how to evaluate prevention programmes? *Addiction (Abingdon, England)*. 2011;106(12):2144-5.

Peddicord D, Covance I, Research IC, Inveresk Research G, Kendle International I, Corporation PI, et al. Sponsorship, authorship, and accountability. *Lancet (London, England)*. 2002;359(9303):350.

Peddicord D, Covance ICRIRGKIIPPDDaQT. Sponsorship, authorship, and accountability. *The New England journal of medicine*. 2002;346(4):290-2.

Peerenboom E. Transparent science. Nature adopts new guidelines asking authors to disclose potential conflicts of interest. *EMBO reports*. 2002;3(1):9-11.

Peh WC, Ng KH. Conflict-of-interest, copyright and other declarations. *Singapore medical journal*. 2010;51(11):844-6; quiz 7.

Peinemann F, McGauran N, Sauerland S, Lange S. Negative pressure wound therapy: Potential publication bias caused by lack of access to unpublished study results data. *Bmc Medical Research Methodology*. 2008;8.

Peinemann F, McGauran N, Sauerland S, Lange S. Negative pressure wound therapy: potential publication bias caused by lack of access to unpublished study results data. *BMC medical research methodology*. 2008;8:4.

Peiro S, Garcia-Altes A, Meneu R, Librero J, Bernal E. Declaring conflict of interest in scientific publications. Time for the spotlights and stenographers in the backroom of research financed by the industry? *Gaceta sanitaria*. 2000;14(6):472-81.

Pelletier G. Conflict of interest. *Journal of intravenous nursing : the official publication of the Intravenous Nurses Society*. 1988;11(2):73-4.

Peltier B. Discursive ethics, conflicts of interest, and the elephant in the reception area. *The Journal of the American College of Dentists*. 2000;67(2):17-8.

Penders B. Why public dismissal of nutrition science makes sense: Post-truth, public accountability and dietary credibility. *British Food Journal*. 2018;120(9):1953-64.

Penel N, Adenis A. Publication biases and phase II trials investigating anticancer targeted therapies. *Investigational new drugs*. 2009;27(3):287-8.

Peppercorn J, Blood E, Winer E, Partridge A. Association between pharmaceutical involvement and outcomes in breast cancer clinical trials. *Cancer*. 2007;109(7):1239-46.

Pereira P. Conflict of interest and its importance. *Perspectives in clinical research*. 2013;4(1):41-4.

Pereira TN, Nascimento FAd, Bandoni DH. Conflict of interest in the training and practices of nutritionists: regulation is necessary. *Ciencia & saude coletiva*. 2016;21(12):3833-44.

Pereira TV, Rudnicki M, Cheung BMY, Baum L, Yamada Y, Oliveira PSL, et al. Three endothelial nitric oxide (NOS3) gene polymorphisms in hypertensive and normotensive individuals: meta-analysis of 53 studies reveals evidence of publication bias. *Journal of hypertension*. 2007;25(9):1763-74.

Perez EA, Suman VJ. Lack of publication bias related to results from trastuzumab study. *Lancet (London, England)*. 2008;372(9639):626-7.

Perlis CS, Harwood M, Perlis RH. Extent and impact of industry sponsorship conflicts of interest in dermatology research. *Journal of the American Academy of Dermatology*. 2005;52(6):967-71.

Perlis RH, Perlis CS, Wu Y, Hwang C, Joseph M, Nierenberg AA. Industry sponsorship and financial conflict of interest in the reporting of clinical trials in psychiatry. *American Journal of Psychiatry*. 2005;162(10):1957-60.

Perlis RH, Perlis CS, Wu Y, Hwang C, Joseph M, Nierenberg AA. Industry sponsorship and financial conflict of interest in the reporting of clinical trials in psychiatry. *The American journal of psychiatry*. 2005;162(10):1957-60.

Perneger TV, Combesure C. The distribution of P-values in medical research articles suggested selective reporting associated with statistical significance. *Journal of clinical epidemiology*. 2017;87:70-7.

Perrin RS, Lopez FJG. Incremental drug treatment cost in HIV-positive patients in industry-sponsored clinical trials. *The Annals of pharmacotherapy*. 2008;42(11):1586-91.

Perry CB. Conflicts of interest and the physician's duty to inform. *The American journal of medicine*. 1994;96(4):375-80.

Perry HP. Understanding Financial Conflict of Interest: Implications for Information Literacy Instruction. *Communications in Information Literacy*. 2018;12(2):215-25.

Perry RE, Parikh JR. Sponsorship: A Proven Strategy for Promoting Career Advancement and Diversity in Radiology. *Journal of the American College of Radiology : JACR*. 2019;16(8):1102-7.

Perry T. Selective reporting of pharmaceutical data leads major medical journals to change editorial policy. *Cjem*. 2001;3(4):321-2.

Peters J, Mengersen K. Selective reporting of adjusted estimates in observational epidemiology studies: reasons and implications for meta-analyses. *Evaluation & the health professions*. 2008;31(4):370-89.

Peters JL, Sutton AJ, Jones DR, Abrams KR, Rushton L. Comparison of two methods to detect publication bias in meta-analysis. *Jama*. 2006;295(6):676-80.

Peters JL, Sutton AJ, Jones DR, Abrams KR, Rushton L. Contour-enhanced meta-analysis funnel plots help distinguish publication bias from other causes of asymmetry. *Journal of clinical epidemiology*. 2008;61(10):991-6.

Peters JL, Sutton AJ, Jones DR, Abrams KR, Rushton L. Performance of the trim and fill method in the presence of publication bias and between-study heterogeneity. *Statistics in medicine*. 2007;26(25):4544-62.

Petersen M. Science journals tighten rules for disclosure of financial ties. *The New York times on the Web*. 2003:A10.

Peterson CJ. Industry support of research and conflict of interest. *Anesthesiology*. 1994;81(1):270.



- Petrullo L. Government sponsorship of overseas research. *The American psychologist*. 1968;23(2):108-11.
- Petsonk EL. Conflicts of interest in drug research. *The New England journal of medicine*. 1979;301(6):335.
- Petticrew M, Egan M, Thomson H, Hamilton V, Kunkler R, Roberts H. Publication bias in qualitative research: what becomes of qualitative research presented at conferences? *Journal of epidemiology and community health*. 2008;62(6):552-4.
- Petticrew M, Song F, Wilson P, Wright K, Dissemination NCR, Inf. Quality-assessed reviews of health care interventions and the database of abstracts of reviews of effectiveness (DARE). *International Journal of Technology Assessment in Health Care*. 1999;15(4):671-8.
- Petticrew M. Diagoras of Melos (500 BC): an early analyst of publication bias. *Lancet (London, England)*. 1998;352(9139):1558.
- Pettigrew S, Pescud M, Rosenberg M, Ferguson R, Houghton S. Public support for restrictions on fast food company sponsorship of community events. *Asia Pacific journal of clinical nutrition*. 2012;21(4):609-17.
- Pettigrew S, Rosenberg M, Ferguson R, Houghton S, Wood L. Game on: do children absorb sports sponsorship messages? *Public health nutrition*. 2013;16(12):2197-204.
- Peura PK, Martikainen JA, Purmonen TT, Turunen JHO. Sponsorship-related outcome selection bias in published economic studies of triptans: systematic review. *Medical decision making : an international journal of the Society for Medical Decision Making*. 2012;32(2):237-45.
- Peura PK, Martikainen JA, Purmonen TT, Turunen JHO. Sponsorship-Related Outcome Selection Bias in Published Economic Studies of Triptans: Systematic Review. *Medical Decision Making*. 2012;32(2):237-45.
- Pfeiffer T, Bertram L, Ioannidis JPA. Quantifying selective reporting and the Proteus phenomenon for multiple datasets with similar bias. *PloS one*. 2011;6(3):e18362.
- Pham B, Platt R, McAuley L, Klassen TP, Moher D. Is there a "best" way to detect and minimize publication bias? An empirical evaluation. *Evaluation & the health professions*. 2001;24(2):109-25.
- Pham-Kanter G. Revisiting financial conflicts of interest in FDA advisory committees. *The Milbank quarterly*. 2014;92(3):446-70.
- Pharmaceutical industry sets new guidelines for marketing to physicians. *Psychiatric services (Washington, DC)*. 2002;53(8):1043.
- Pharmacy Experience Pharmacie 2019: Thank you to sponsors. *Canadian pharmacists journal : CPJ = Revue des pharmaciens du Canada : RPC*. 2019;152(6):433.
- Pharmacy practice residency award winners 2012: sponsored by pfizer Canada inc. *The Canadian journal of hospital pharmacy*. 2013;66(2):146.

Pharoah PDP. Educating doctors and patients about how conflicts of interest can affect healthcare decision making. *BMJ (Clinical research ed)*. 2014;348:g1384.

Philip W, James T. Conflicts of interest in NCD prevention: an issue for medical and public health leaders in the Middle East? *Eastern Mediterranean health journal = La revue de sante de la Mediterranee orientale = al-Majallah al-sihhiyah li-sharq al-mutawassit*. 2014;20(10):653-5.

Philipp BL, Frank DA, Humphreys RJ, Jean-Marie S. Distribution of industry-sponsored diaper bags from maternity facilities in Massachusetts. *Breastfeeding medicine : the official journal of the Academy of Breastfeeding Medicine*. 2007;2(4):255-60.

Phillips CV. Publication bias in situ. *BMC medical research methodology*. 2004;4:20.

Phillips JL, Wassersug RJ, McLeod DL. Systemic bias in the medical literature on androgen deprivation therapy and its implication to clinical practice. *International Journal of Clinical Practice*. 2012;66(12):1189-96.

Phillips WR. Clinical policies: making conflicts of interest explicit. Task Force on Clinical Policies for Patient Care. *American Academy of Family Physicians. Jama*. 1994;272(19):1479.

Phillipson EA. Conflicts of interest at the industrial/academic interface. *The Canadian journal of clinical pharmacology = Journal canadien de pharmacologie clinique*. 2001;8(1):7-8.

Phoebus CP. Government sponsorship of medical research: a symposium. II. *Bulletin of the Medical Library Association*. 1955;43(1):19-23.

Physicians and the pharmaceutical industry (update 1994). *Canadian Medical Association. CMAJ : Canadian Medical Association journal = journal de l'Association medicale canadienne*. 1994;150(2):256A-F.

Physicians and the pharmaceutical industry. *American College of Physicians. Annals of internal medicine*. 1990;112(8):624-6.

Physicians and the pharmaceutical industry. *Annals of internal medicine*. 1990;113(5):407-8.

PI and vet: potential conflict of interest? *Lab animal*. 2004;33(9):21.

Piaggio LR. Sugar-sweetened beverages and sports sponsorship: The right to health of children and adolescents at stake. *Archivos argentinos de pediatria*. 2019;117(1):e8-e13.

Piantadosi S. *Clinical Trials: A Methodologic Perspective, 2nd Edition. Clinical Trials: a Methodologic Perspective, 2nd Edition. Wiley Series in Probability and Statistics* 2005. p. 1-+.

Piao J, Liu Y, Chen Y, Ning J. Copas-like selection model to correct publication bias in systematic review of diagnostic test studies. *Statistical methods in medical research*. 2019;28(10-11):2912-23.

Piatt JH, Jr. Conflict of interest. *Journal of neurosurgery*. 2011;114(1):19-20; discussion

- Pickar JH. Conflicts of interest and the ICMJE disclosure form. *Climacteric : the journal of the International Menopause Society*. 2019;22(3):215-6.
- Pickar JH. Conflicts of interest in government-funded studies. A reply to red herrings. *Climacteric : the journal of the International Menopause Society*. 2015;18(3):346-7.
- Pickar JH. Conflicts of interest in government-funded studies. *Climacteric : the journal of the International Menopause Society*. 2015;18(3):339-42.
- Pickar JH. Do journals have a publication bias? *Maturitas*. 2007;57(1):16-9.
- Pickett JT, Roche SP. Questionable, Objectionable or Criminal? Public Opinion on Data Fraud and Selective Reporting in Science. *Science and engineering ethics*. 2018;24(1):151-71.
- Pieper D, Koensgen N, Breuing J, Ge L, Wegewitz U. How is AMSTAR applied by authors - a call for better reporting. *Bmc Medical Research Methodology*. 2018;18.
- Pierce JP. Tobacco sponsorship of medical research. *The Medical journal of Australia*. 1986;145(11-12):658.
- Pierson DJ. Conflict of interest and respiratory care. *Respiratory care*. 2000;45(4):388-9.
- Pilling S. History, context, process, and rationale for the development of clinical guidelines. *Psychology and Psychotherapy-Theory Research and Practice*. 2008;81:331-50.
- Pincus J. Employer-sponsored long-term care insurance: best practices for increasing sponsorship. *EBRI issue brief*. 2000(220):1-22.
- Pinhao Chao P. A policy of no pharmaceutical industry sponsorship: a case for health equity. *The New Zealand medical journal*. 2011;124(1344):115-6.
- Pinheiro DL, Melkers J, Newton S. Take me where I want to go: Institutional prestige, advisor sponsorship, and academic career placement preferences. *PloS one*. 2017;12(5):e0176977.
- Pinsky I, Noto AR, Botequio de Moraes MC, Lucas Dos Santos E, Sparks R, O'Brien K. Alcohol Industry Sponsorship of University Student Sports Clubs in Brazil. *Journal of studies on alcohol and drugs*. 2017;78(2):306-12.
- Pint RM. Risks and responsibilities. To make collaboration work, sponsorship modes must stress influence rather than control. *Health progress (Saint Louis, Mo)*. 1991;72(5):36-8, 54.
- Pinto SL, Lipowski E, Segal R, Kimberlin C, Algina J. Physicians' intent to comply with the American Medical Association's guidelines on gifts from the pharmaceutical industry. *Journal of medical ethics*. 2007;33(6):313-9.
- Pinzur MS. Conflict of Interest. *Foot & ankle international*. 2017;38(7):820.
- Piorkowski JD, Jr. Bayer's response to "potential for conflict of interest in the evaluation of suspected adverse drug reactions: use of cerivastatin and risk of rhabdomyolysis". *Jama*. 2004;292(21):2655-7; discussion 8-9.

- Piper BJ, Lambert DA, Keefe RC, Smukler PU, Selemon NA, Duperry ZR. Undisclosed conflicts of interest among biomedical textbook authors. *AJOB empirical bioethics*. 2018;9(2):59-68.
- Piper BJ, Telku HM, Lambert DA. A Quantitative Analysis of Undisclosed Conflicts of Interest in Pharmacology Textbooks. *Plos One*. 2015;10(7).
- Piper BJ, Telku HM, Lambert DA. A Quantitative Analysis of Undisclosed Conflicts of Interest in Pharmacology Textbooks. *PloS one*. 2015;10(7):e0133261.
- Pisano ED, Golden RN, Schweitzer L. Conflict of interest policies for academic health system leaders who work with outside corporations. *Jama*. 2014;311(11):1111-2.
- Pisinger C, Godtfredsen N, Bender AM. A conflict of interest is strongly associated with tobacco industry-favourable results, indicating no harm of e-cigarettes. *Preventive Medicine*. 2019;119:124-31.
- Pisinger C. Reading the conflict of interest statement is as important as reading the result section Response to the letter by Dr. Kosmider: ideology versus evidence: investigating the claim that the literature on e-cigarettes is undermined by material conflict of interest. *Preventive Medicine*. 2016;85:115-.
- Pisinger C. Reading the conflict of interest statement is as important as reading the result section: Response to the letter by Dr. Kosmider: ideology versus evidence: investigating the claim that the literature on e-cigarettes is undermined by material conflict of interest. *Preventive medicine*. 2016;85:115.
- Pitak-Arnrop P, Sader R, Rapidis AD, Dhanuthai K, Bauer U, Herve C, et al. Publication bias in oral and maxillofacial surgery journals: an observation on published controlled trials. *Journal of cranio-maxillo-facial surgery : official publication of the European Association for Cranio-Maxillo-Facial Surgery*. 2010;38(1):4-10.
- Pitkin RM. Conflict of interest revisited. *Obstetrics and gynecology*. 1995;86(2):293.
- Pitkin RM. Conflict of interest. *Obstetrics and gynecology*. 1994;84(3):458-9.
- Pivovarova E, Klitzman RL, Murray A, Stiles DF, Appelbaum PS, Lidz CW. How Single Institutional Review Boards Manage Their Own Conflicts of Interest: Findings From a National Interview Study. *Academic medicine : journal of the Association of American Medical Colleges*. 2019;94(10):1554-60.
- Pizzo PA, Lawley TJ, Rubenstein AH. Role of Leaders in Fostering Meaningful Collaborations Between Academic Medical Centers and Industry While Also Managing Individual and Institutional Conflicts of Interest. *Jama*. 2017;317(17):1729-30.
- Place MD. Elements of theological foundations of sponsorship. *Health progress (Saint Louis, Mo)*. 2000;81(6):6-10.

Pless IB. An editor's dilemma--avoiding conflict of interest. *Injury prevention : journal of the International Society for Child and Adolescent Injury Prevention*. 1999;5(3):163.

Pley CL. A friendship sponsorship group for isolated beneficiaries in a long term care hospital center. *L' Infirmiere canadienne*. 1983;25(11):30-2.

Ploderl M, Hengartner MP. Guidelines for the pharmacological acute treatment of major depression: conflicts with current evidence as demonstrated with the German S3-guidelines. *Bmc Psychiatry*. 2019;19(1).

Ploug T, Holm S. Conflict of interest disclosure and the polarisation of scientific communities. *Journal of medical ethics*. 2015;41(4):356-8.

Plunkett L. Disinterested parties hard to come by. Feeling passionate about an issue is not the same as possessing a conflict of interest. *The New York state dental journal*. 2011;77(3):6-9.

Poitras G, Meredith L. Ethical Transparency and Economic Medicalization. *Journal of Business Ethics*. 2009;86(3):313-25.

Polk HC, Jr., O'Brien SJ, Stephen V, Qadan M. Conflicts of Interest in Contemporary Surgery: Toward Greater Transparency. *Diseases of the colon and rectum*. 2019;62(4):392-4.

Polk HC, O'Brien SJ, Stephen V, Qadan M. Conflicts of Interest in Contemporary Surgery: Toward Greater Transparency. *Diseases of the Colon & Rectum*. 2019;62(4):392-4.

Pollack EB. Drug company--physician communication challenged. *Connecticut medicine*. 2007;71(5):294-5.

Pollard RJ, Coyle JP, Gilbert RL, Beck J. Don't ask, don't tell - Reply. *Anesthesiology*. 2007;107(4):673-.

Polsky S. Winning medicine: professional sports team doctors' conflicts of interest. *The Journal of contemporary health law and policy*. 1998;14(2):503-29.

Polychronopoulou A, Pandis N, Eliades T. Assessment of publication bias in dental specialty journals. *The journal of evidence-based dental practice*. 2010;10(4):207-11.

Polyzos NP, Valachis A, Mauri D, Ioannidis JPA. Industry involvement and baseline assumptions of cost-effectiveness analyses: diagnostic accuracy of the Papanicolaou test. *Canadian Medical Association Journal*. 2011;183(6):E337-E43.

Polyzos NP, Valachis A, Patavoukas E, Papanikolaou EG, Messinis IE, Tarlatzis BC, et al. Publication bias in reproductive medicine: from the European Society of Human Reproduction and Embryology annual meeting to publication. *Human reproduction (Oxford, England)*. 2011;26(6):1371-6.

Pontille D, Torny D. Behind the scenes of scientific articles: Defining categories of fraud and regulating cases. *Revue D Epidemiologie Et De Sante Publique*. 2012;60(4):247-53.

- Poole D. When does a point of view become an intellectual conflict of interest? *Critical care medicine*. 2008;36(5):1688; author reply -9.
- Poorolajal J, Haghdoost AA, Mahmoodi M, Majdzadeh R, Nasser-Moghaddam S, Fotouhi A. Capture-recapture method for assessing publication bias. *Journal of research in medical sciences : the official journal of Isfahan University of Medical Sciences*. 2010;15(2):107-15.
- Popat R, Pollitt EJG, Harrison F, Naghra H, Hong K-W, Chan K-G, et al. Conflict of interest and signal interference lead to the breakdown of honest signaling. *Evolution; international journal of organic evolution*. 2015;69(9):2371-83.
- Pope John P, II. Conflict of interest and its significance in science and medicine. *The national Catholic bioethics quarterly*. 2002;2(2):315-7.
- Popelut A, Valet F, Fromentin O, Thomas A, Bouchard P. Relationship between sponsorship and failure rate of dental implants: a systematic approach. *PloS one*. 2010;5(4):e10274.
- Popp RL. Conflict of interest for the physician-inventor using a device in human subjects. *American heart journal*. 2005;149(1):1-3.
- Porcino AJ. Identifying conflicts of interest in therapeutic massage and bodywork research. *International journal of therapeutic massage & bodywork*. 2013;6(1):1-3.
- Porter A. Should industry sponsor research? Positive messages on breast feeding would result in need for infant formula decreasing. *BMJ (Clinical research ed)*. 1999;318(7178):260-1.
- Portugal C, Cruz TB, Espinoza L, Romero M, Baezconde-Garbanati L. Countering tobacco industry sponsorship of Hispanic/Latino organizations through policy adoption: a case study. *Health promotion practice*. 2004;5(3 Suppl):143S-56S.
- Porzsolt F. Balancing conflicts of interest. *Deutsches Arzteblatt international*. 2013;110(16):286.
- Porzsolt F. From the Design of Use Study to the Assessment of the Benefit: with or without Pharmaceutical Industry? *Medizinische Klinik*. 2010;105(12):930-5.
- Poses RM, Silverstein S, Smith WR. Academic medical centers and conflicts of interest. *Jama*. 2006;295(24):2846-7; author reply 8-9.
- Position statement: conflict of interest. International Committee of Medical Journal Editors. *The Medical journal of Australia*. 1993;159(1):57.
- Post RM. Biased public health perspective on depression treatment: media bias on publication bias. *The American journal of psychiatry*. 2009;166(8):934-5.
- Potential conflict of interest of a pharmacy and therapeutics committee member. *American journal of hospital pharmacy*. 1989;46(10):2047-9; discussion 9-51.
- Pothast R, Vervolgyi V, McGauran N, Kerekes MF, Wieseler B, Kaiser T. Impact of Inclusion of Industry Trial Results Registries as an Information Source for Systematic Reviews. *Plos One*. 2014;9(4).

Potvin M-J. The strange case of Dr. B and Mr. Hide: ethical sensitivity as a means to reflect upon one's actions in managing conflict of interest : comment on "Toward a sociology of conflict of interest in medical research" by Sarah Winch and Michael Sinnott. *Journal of bioethical inquiry*. 2012;9(2):225-7.

Powers JB. Conflict of Interest and US University Technology Licensing. In: Li Q, GerstlPepin C, editors. *Survival of the Fittest: the Shifting Contours of Higher Education in China and the United States*. New Frontiers of Educational Research 2014. p. 41-54.

Prager EM, Chambers KE, Plotkin JL, McArthur DL, Bandrowski AE, Bansal N, et al. Improving transparency and scientific rigor in academic publishing. *Brain and Behavior*. 2019;9(1).

Prager EM, Chambers KE, Plotkin JL, McArthur DL, Bandrowski AE, Bansal N, et al. Improving transparency and scientific rigor in academic publishing. *Journal of Neuroscience Research*. 2019;97(4):377-90.

Prasad K. Publication bias perpetuates use of ineffective drugs in stroke. *International journal of stroke : official journal of the International Stroke Society*. 2009;4(3):183-4.

Prasad V, Berger VW. In Reply--Is There a Need for "Bias Police" in Industry-Sponsored Research? *Mayo Clinic proceedings*. 2016;91(1):121.

Prasad V, Rajkumar SV. Conflict of interest in academic oncology: moving beyond the blame game and forging a path forward. *Blood cancer journal*. 2016;6(11):e489.

Prasad V. Inconsistent Reporting of Potential Conflicts of Interest. *JAMA internal medicine*. 2018;178(10):1424-5.

Prasad V. Inconsistent Reporting of Potential Conflicts of Interest. *JAMA oncology*. 2018;4(10):1439.

Prasad V. Inconsistent Reporting of Potential Conflicts of Interest. *JAMA pediatrics*. 2018;172(9):886.

Prasad V. Inconsistent Reporting of Potential Conflicts of Interest. *Jama*. 2018;320(4):408.

Prat EH. Is the pharmaceutical industry really as bad as its reputation? *Wiener Medizinische Wochenschrift*. 2005;155(21-22):502-12.

Pratt IS, Hughes CL, Slevin TJ. Winds of change: growing demands for transparency in the relationship between doctors and the pharmaceutical industry. *The Medical journal of Australia*. 2010;192(5):294.

Preda A. Sponsored clinical trials and bias. *Journal of Clinical Psychiatry*. 2007;68(10):1621-2.

Prendergast MM, Abramovits W, Boguniewicz M, Lebwohl M, Tokar M, Tong KB. Look beyond financial conflicts of interest in evaluating industry-academia collaborations in burden-of-illness and outcomes research studies in dermatology. *Journal of Investigative Dermatology*. 2004;123(3):452-4.

- Prendergast MM, Abramovits W, Boguniewicz M, Lebwohl M, Tokar M, Tong KB. Look beyond financial conflicts of interest in evaluating industry-academia collaborations in burden-of-illness and outcomes research studies in dermatology. *The Journal of investigative dermatology*. 2004;123(3):452-4.
- Preston C, Ashby D, Smyth R. Adjusting for publication bias: modelling the selection process. *Journal of evaluation in clinical practice*. 2004;10(2):313-22.
- Preston NW. Publication bias via suppressed expert conflict. *Lancet (London, England)*. 1993;341(8851):1031.
- Preventing conflicts of interest in physician referrals. *Delaware medical journal*. 1989;61(10):561-3.
- Price L. Research ethics committees and conflicts of interest. *Bulletin of medical ethics*. 2003(191):13-6.
- Price VH. Authors' conflicts of interest: a disclosure and editors' reply. *The New England journal of medicine*. 1999;341(21):1618-9.
- Printz JO, Lee JJ, Knesek M, Urquhart AG. Conflict of Interest in the Assessment of Hyaluronic Acid Injections for Osteoarthritis of the Knee: An Updated Systematic Review. *Journal of Arthroplasty*. 2013;28(8):30-+.
- Printz JO, Lee JJ, Knesek M, Urquhart AG. Conflict of interest in the assessment of hyaluronic acid injections for osteoarthritis of the knee: an updated systematic review. *The Journal of arthroplasty*. 2013;28(8 Suppl):30-3.e1.
- Pritchard L. Allergy UK responds to comments about corporate sponsorship. *BMJ (Clinical research ed)*. 2018;362:k4000.
- Pritchard MS. Conflicts of interest: conceptual and normative issues. *Academic medicine : journal of the Association of American Medical Colleges*. 1996;71(12):1305-13.
- Pritt S, Nostrant JF, Smith B. PI and vet: potential conflict of interest? PI can't go it alone. *Lab animal*. 2004;33(9):21-2.
- Private foundations Global Health Philanthropy: the problem of conflicts of interest. *Assistenza infermieristica e ricerca : AIR*. 2011;30(4):215-21.
- Privitera M. Large clinical trials in epilepsy: funding by the NIH versus pharmaceutical industry. *Epilepsy research*. 2006;68(1):52-6.
- Privratsky JR, Newman DK, Newman PJ. PECAM-1: conflicts of interest in inflammation. *Life sciences*. 2010;87(3-4):69-82.
- Probst P, Grummich K, Klaiber U, Knebel P, Ulrich A, Buchler MW, et al. Conflicts of interest in randomised controlled surgical trials: systematic review and qualitative and quantitative analysis. *Innovative surgical sciences*. 2016;1(1):33-9.



Probst P, Grummich K, Ulrich A, Buchler MW, Knebel P, Diener MK. Association of industry sponsorship and positive outcome in randomised controlled trials in general and abdominal surgery: protocol for a systematic review and empirical study. *Systematic reviews*. 2014;3:138.

Probst P, Huttner FJ, Klaiber U, Diener MK, Buchler MW, Knebel P. Thirty years of disclosure of conflict of interest in surgery journals. *Surgery*. 2015;157(4):627-33.

Probst P, Knebel P, Grummich K, Tenckhoff S, Ulrich A, Buchler MW, et al. Industry Bias in Randomized Controlled Trials in General and Abdominal Surgery An Empirical Study. *Annals of Surgery*. 2016;264(1):87-92.

Probst P, Zaszke S, Heger P, Harnoss JC, Huttner FJ, Mihaljevic AL, et al. Evidence-based recommendations for blinding in surgical trials. *Langenbecks Archives of Surgery*. 2019;404(3):273-84.

Proceedings of a national dialogue on biomedical conflicts of interest and innovation management. September 20, 2006. Cleveland, Ohio, USA. *Cleveland Clinic journal of medicine*. 2007;74 Suppl 2:S3-80.

Proceedings of TCT: TCT Keynote Speaker Addresses conflict of interest. *Journal of interventional cardiology*. 2007;20(2):171-2.

Prochaska JJ, Hall SM, Bero LA. Tobacco use among individuals with schizophrenia: What role has the tobacco industry played? *Schizophrenia Bulletin*. 2008;34(3):555-67.

Proctor CJ. Should industry sponsor research? Tobacco industry research: collaboration, not confrontation, is the best approach. *BMJ (Clinical research ed)*. 1998;317(7154):333-4.

Procyshyn RM, Chau A, Fortin P, Jenkins W. Prevalence and outcomes of pharmaceutical industry-sponsored clinical trials involving clozapine, risperidone, or olanzapine. *Canadian journal of psychiatry Revue canadienne de psychiatrie*. 2004;49(9):601-6.

Professional independence and conflicts of interest. *Perspective infirmiere : revue officielle de l'Ordre des infirmieres et infirmiers du Quebec*. 2006;3(5 Suppl):10.

Protic D, Vujasinovic-Stupar N, Bukumiric Z, Pavlov-Dolijanovic S, Baltic S, Mutavdzin S, et al. Profile of rheumatology patients willing to report adverse drug reactions: bias from selective reporting. *Patient preference and adherence*. 2016;10:115-21.

Providence Ministries S. FIVE YEARS OF SPONSORSHIP: Ministerial Juridic Person Cultivates Community. *Health progress (Saint Louis, Mo)*. 2015;96(3):71-4.

Psaty BM, Furberg CD, Ray WA, Weiss NS. Potential for conflict of interest in the evaluation of suspected adverse drug reactions: use of cerivastatin and risk of rhabdomyolysis. *Jama*. 2004;292(21):2622-31.

Psaty BM, Rennie D. Clinical trial investigators and their prescribing patterns - Another dimension to the relationship between physician investigators and the pharmaceutical industry. *Jama-Journal of the American Medical Association*. 2006;295(23):2787-90.

Psaty BM, Rennie D. Clinical trial investigators and their prescribing patterns: another dimension to the relationship between physician investigators and the pharmaceutical industry. *Jama*. 2006;295(23):2787-90.

Psaty BM. Conflict of interest, disclosure, and trial reports. *Jama*. 2009;301(14):1477-9.

Publication bias. *Lancet* (London, England). 1991;337(8749):1102.

Publication standards for clinical research sponsored by the pharmaceutical industry. *Revista panamericana de salud publica = Pan American journal of public health*. 2003;14(1):62-6.

Publishing commentary by authors with potential conflicts of interest: when, why, and how. *Annals of internal medicine*. 2004;141(1):73-4.

Pulcini C, Tebano G, Mutters NT, Tacconelli E, Cambau E, Kahlmeter G, et al. Selective reporting of antibiotic susceptibility test results in European countries: an ESCMID cross-sectional survey. *International journal of antimicrobial agents*. 2017;49(2):162-6.

Puljak L, Saric L. Should we trust abstracts from pain conferences? Publication bias and discordance between abstract and publication. *Pain management*. 2019.

Pulla P. Punjab Medical Council investigates doctors for alleged payments from drug companies. *BMJ* (Clinical research ed). 2015;351:h5655.

Pullman D. Role conflict and conflict of interest: a professional practice dilemma. *Journal of the American Optometric Association*. 1996;67(2):98-108.

Pullmann R. Financial equivalent, industry sponsored research and conflict of interest. *Bratislavske lekarske listy*. 1997;98(1):5-7.

Purcell PJ. Pension sponsorship and participation: trends and policy issues. *Social security bulletin*. 2001;64(2):92-102.

Purdy S, Little M, Mayes C, Lipworth W. Debates about Conflict of Interest in Medicine: Deconstructing a Divided Discourse. *Journal of bioethical inquiry*. 2017;14(1):135-49.

Purvis TE, Lopez J, Milton J, May JW, Dorafshar AH. Plastic Surgeons' Perceptions of Financial Conflicts of Interest and the Sunshine Act. *Plastic and Reconstructive Surgery-Global Open*. 2018;6(4).

Purvis TE, Lopez J, Milton J, May JW, Jr., Dorafshar AH. Plastic Surgeons' Perceptions of Financial Conflicts of Interest and the Sunshine Act. *Plastic and reconstructive surgery Global open*. 2018;6(4):e1733.

Puttagunta PS, Caulfield TA, Griener G. Conflict of interest in clinical research: direct payment to the investigators for finding human subjects and health information. *Health law review*. 2002;10(2):30-2.

Pyke S, Julious SA, Day S, O'Kelly M, Todd S, Matcham J, et al. The potential for bias in reporting of industry-sponsored clinical trials. *Pharmaceutical statistics*. 2011;10(1):74-9.

Qaseem A, Wilt TJ, Clinical Guidelines Committee of the American College of P. Disclosure of Interests and Management of Conflicts of Interest in Clinical Guidelines and Guidance Statements: Methods From the Clinical Guidelines Committee of the American College of Physicians. *Annals of internal medicine*. 2019;171(5):354-61.

Qi XS, Yang ZP, Bai M, Wang YJ. Quality of systematic review and meta-analysis may decide its clinical significance and publication. *International Journal of Clinical and Experimental Medicine*. 2016;9(4):7402-6.

Qiu L, Chen Z-Y, Lu D-Y, Hu H, Wang Y-T. Public funding and private investment for R&D: a survey in China's pharmaceutical industry. *Health research policy and systems*. 2014;12:27.

Qiu R-Z. Conflict of interests in research ethics: a Chinese perspective. *The Journal of clinical ethics*. 2004;15(1):48-50.

Quan SF. Doctor, do you have a minute? The dilemma posed by physician interaction with the pharmaceutical industry. *Journal of clinical sleep medicine : JCSM : official publication of the American Academy of Sleep Medicine*. 2007;3(4):345-6.

Quilligan EJ. Conflict of interest. *American journal of obstetrics and gynecology*. 2004;191(4):1057-8.

Quinn MM, Cedars MI. Cardiovascular health and ovarian aging. *Fertility and Sterility*. 2018;110(5):790-3.

Quintana HK, Herrera V, Nino C, Gomez B, Roa R. Assessing the knowledge, attitudes and perceptions of tobacco-associated diseases and how it is influenced by tobacco products advertisement, promotion and sponsorship while enforcing a strong and comprehensive ban in Panama: a cross-sectional study. *BMJ open*. 2019;9(6):e024373.

Quirke V. Foreign influences, national styles, and the creation of a modern pharmaceutical industry in Britain and France. *Pharmacy in history*. 2010;52(3-4):134-47.

Qunaj L, Jain RH, Atoria CL, Gennarelli RL, Miller JE, Bach PB. Delays in the Publication of Important Clinical Trial Findings in Oncology. *Jama Oncology*. 2018;4(7).

Qureshi J, Sud A, Vakil N. Funding source and conflict of interest disclosures by authors and editors in gastroenterology specialty journals revisited. *Alimentary pharmacology & therapeutics*. 2012;35(6):690-5.

Raad R, Appelbaum PS. Relationships between medicine and industry: approaches to the problem of conflicts of interest. *Annual review of medicine*. 2012;63:465-77.

Raad R, Appelbaum PS. Relationships Between Medicine and Industry: Approaches to the Problem of Conflicts of Interest. In: Caskey CT, Austin CP, Hoxie JA, editors. *Annual Review of Medicine, Vol 63*. Annual Review of Medicine. 632012. p. 465-77.

Raaijmakers JAM. Research sponsored by the industry benefits scientific progress. *Nederlands tijdschrift voor geneeskunde*. 2006;150(32):1768.

Rabelo ALA, Keller VN, Pilati R, Wicherts JM. No Effect of Weight on Judgments of Importance in the Moral Domain and Evidence of Publication Bias from a Meta-Analysis. *PLoS one*. 2015;10(8):e0134808.

Rabinovitch A. Financial conflict of interest? *Archives of pathology & laboratory medicine*. 2004;128(12):1328; discussion

Radecki RP. Pharmaceutical sponsorship bias influences thrombolytic literature in acute ischemic stroke. *The western journal of emergency medicine*. 2011;12(4):435-41.

Raftery J, Young A, Stanton L, Milne R, Cook A, Turner D, et al. Clinical trial metadata: defining and extracting metadata on the design, conduct, results and costs of 125 randomised clinical trials funded by the National Institute for Health Research Health Technology Assessment programme. *Health Technology Assessment*. 2015;19(11):1-+.

Raghav KPS, Mahajan S, Yao JC, Hobbs BP, Berry DA, Pentz RD, et al. From Protocols to Publications: A Study in Selective Reporting of Outcomes in Randomized Trials in Oncology. *Journal of clinical oncology : official journal of the American Society of Clinical Oncology*. 2015;33(31):3583-90.

Raghav KPS, Mahajan S, Yao JC, Hobbs BP, Berry DA, Pentz RD, et al. From Protocols to Publications: A Study in Selective Reporting of Outcomes in Randomized Trials in Oncology. *Journal of Clinical Oncology*. 2015;33(31):3583-+.

Rahn G. HMO sponsorship: a growing strategy for hospitals. *Trustee : the journal for hospital governing boards*. 1987;40(9):14-5.

Rainbolt G. HMOs and physician conflicts of interest. *Journal of social philosophy*. 2002;33(1):1-8.

Rakestraw E. A conflict of interest: why peer review committees need heightened scrutiny under federal antitrust law. *The Journal of legal medicine*. 2009;30(4):563-78.

Ram A, Ross HS. Problem solving, contention, and struggle: how siblings resolve a conflict of interests. *Child development*. 2001;72(6):1710-22.

Ramachandran R, Hams M, Silver-Isenstadt J. Physician trainees' interactions with the pharmaceutical industry. *Journal of general internal medicine*. 2013;28(10):1266.

Raman S, Moraes FY, Mendez LC, Taunk NK, Suh JH, Souhami L, et al. The relationship of study and authorship characteristics on trial sponsorship and self-reported conflicts of interest among neuro-oncology clinical trials. *Journal of Neuro-Oncology*. 2018;139(1):195-203.

Ramchandren R, Schiffer CA. Pattern of Duplicate Presentations at National Hematology-Oncology Meetings: Influence of the Pharmaceutical Industry. *Journal of oncology practice*. 2016;12(3):254-9, 2-3.

Ramm O, Brubaker L. Conflicts-of-interest disclosures at the 2010 AUGS Scientific Meeting. *Female pelvic medicine & reconstructive surgery*. 2012;18(2):79-81.

- Ramos-Hryb AB, Harris C, Aighewi O, Lino-de-Oliveira C. How would publication bias distort the estimated effect size of prototypic antidepressants in the forced swim test? *Neuroscience and biobehavioral reviews*. 2018;92:192-4.
- Rampton S, Stauber J. Research funding, conflicts of interest, and the meta-methodology of public relations. *Public health reports (Washington, DC : 1974)*. 2002;117(4):331-9.
- Ramsay S. NEJM conflict-of-interest policy under scrutiny. *Lancet (London, England)*. 1999;354(9189):1536.
- Randall DA. Need for more obvious disclosure of potential author conflict of interest. *Otolaryngology--head and neck surgery : official journal of American Academy of Otolaryngology-Head and Neck Surgery*. 2008;139(2):329-30; discussion 30.
- Rane AJ. A study of a sponsorship programme for children. *International journal of rehabilitation research Internationale Zeitschrift fur Rehabilitationsforschung Revue internationale de recherches de readaptation*. 1981;4(2):204-6.
- Rao NV, Bhojani U, Shekar P, Daddi S. Conflicts of interest in tobacco control in India: an exploratory study. *Tobacco control*. 2016;25(6):715-8.
- Raphael JL. The Role of Sponsorship in Achieving Workforce Diversity in Academic Pediatrics. *Pediatrics*. 2019;144(2).
- Rapoport AM. More on conflict of interest from a clinical professor of neurology in private practice at a headache center. *Headache*. 2006;46(6):1020-1.
- Rapoport D. Physicians and the pharmaceutical industry: under the influence? *CMAJ : Canadian Medical Association journal = journal de l'Association medicale canadienne*. 1995;152(1):15.
- Rasmussen C. Debate contribution, spinal surgery and economic conflict of interest. *Ugeskrift for laeger*. 2009;171(5):344; author reply 5-6.
- Rasmussen K, Jorgensen KJ, Gotzsche PC. Citations of scientific results and conflicts of interest: the case of mammography screening. *Evidence-based medicine*. 2013;18(3):83-9.
- Rasmussen K, Schroll J, Gotzsche PC, Lundh A. Under-reporting of conflicts of interest among trialists: a cross-sectional study. *Journal of the Royal Society of Medicine*. 2015;108(3):101-7.
- Rasmussen N, Lee K, Bero L. Association of trial registration with the results and conclusions of published trials of new oncology drugs. *Trials*. 2009;10.
- Rasmussen N. The drug industry and clinical research in interwar America: Three types of physician collaborator. *Bulletin of the History of Medicine*. 2005;79(1):50-80.
- Ratkin MJ, Sheridan ME. Conflict-of-interest policies. *The New England journal of medicine*. 2001;344(13):1018.

Rathi VK, Abt NB, Kozin ED, Naunheim MR, Gray ST. Industry Sponsorship of Research in Otolaryngology: An Examination of the Centers for Medicare & Medicaid Services Open Payments Database. *JAMA otolaryngology-- head & neck surgery*. 2017;143(8):842-3.

Rattinger G, Bero L. Factors Associated with Results and Conclusions of Trials of Thiazolidinediones. *Plos One*. 2009;4(6).

Rausser G, Ameden H, Stevens R. Structuring Public-Private Research Partnerships for Success: Empowering University Partners 2016. 1-299 p.

Raveendran R, Gitanjali B. Conflict of interest. *Lancet (London, England)*. 1997;349(9059):1173-4.

Ravindran GD. The physician and the pharmaceutical industry: both must keep the patient's interests at heart. *Issues in medical ethics*. 1999;7(1):21-2.

Ravinetto R, De Nys K, Boelaert M, Diro E, Meintjes G, Adoke Y, et al. Sponsorship in non-commercial clinical trials: definitions, challenges and the role of Good Clinical Practices guidelines. *BMC international health and human rights*. 2015;15:34.

Rawal B, Deane BR. Clinical trial transparency update: an assessment of the disclosure of results of company-sponsored trials associated with new medicines approved in Europe in 2012. *Current medical research and opinion*. 2015;31(7):1431-5.

Rawal B, Deane BR. Clinical trial transparency: an assessment of the disclosure of results of company-sponsored trials associated with new medicines approved recently in Europe. *Current medical research and opinion*. 2014;30(3):395-405.

Rayi A, Thompson S, Gloss D, Malhotra K. Reporting bias in completed epilepsy intervention trials: A cross-sectional analysis. *Epilepsy Research*. 2018;143:1-6.

RCN guidelines warn against sponsorship. *Nursing standard (Royal College of Nursing (Great Britain))* : 1987). 1991;5(24):9.

Read J, Cain A. A literature review and meta-analysis of drug company-funded mental health websites. *Acta psychiatrica Scandinavica*. 2013;128(6):422-33.

Reardon R, Haldeman S, Bone and Joint Decade - Task Force on Neck Pain and Its Associated D. Self-study of values, beliefs, and conflict of interest: the Bone and Joint Decade 2000-2010 Task Force on Neck Pain and Its Associated Disorders. *Spine*. 2008;33(4 Suppl):S24-32.

Reardon R, Haldeman S. Self-study of values, beliefs, and conflict of interest - The bone and joint decade 2000-2010 task force on neck pain and its associated disorders. *European Spine Journal*. 2008;17:S24-S32.

Reardon R, Haldeman S. Self-study of values, beliefs, and conflict of interest - The bone and joint decade 2000-2010 task force on neck pain and its associated disorders. *Spine*. 2008;33(4):S24-S32.

- Reardon R, Haldeman S. SELF-STUDY OF VALUES, BELIEFS, AND CONFLICT OF INTEREST The Bone and Joint Decade 2000-2010 Task Force on Neck Pain and Its Associated Disorders (Reprinted from Spine, vol 33, pg S24-S32, 2008). Journal of Manipulative and Physiological Therapeutics. 2009;32(2):S29-S38.
- Reardon R, Haldeman S. Self-study of values, beliefs, and conflict of interest: the Bone and Joint Decade 2000-2010 Task Force on Neck Pain and Its Associated Disorders. Journal of manipulative and physiological therapeutics. 2009;32(2 Suppl):S29-38.
- Recker RR. Disclosure of authors' conflicts of interest--a follow-up. The New England journal of medicine. 2000;343(2):146; author reply -7.
- Reda S, Elhennawy K, Meyer-Luckel H, Paris S, Schwendicke F. Industry sponsorship in trials on fluoride varnish or gels for caries prevention. Community dentistry and oral epidemiology. 2017;45(4):289-95.
- Redberg RF. Vertebroplasty: changing levels of evidence and conflict of interest. JAMA internal medicine. 2014;174(2):308.
- Reddi A, Lowenstein SR. It's time for faculty to disclose their industry financial ties to medical students. Academic medicine : journal of the Association of American Medical Colleges. 2012;87(6):682-3.
- Reddi A. New guidelines for the disclosure of academic-industry financial ties and modeling professionalism during medical education. JAMA pediatrics. 2013;167(12):1091-2.
- Redelmeier DA. On the psychology of pharmaceutical industry gifts to physicians. Journal of general internal medicine. 2010;25(1):7-8.
- Redwood T. Nurse and mother: is there a conflict of interest? Paediatric nursing. 2003;15(7):20-2.
- Reed CR, Camargo CA, Jr. Recent trends and controversies in industry-sponsored clinical trials. Academic emergency medicine : official journal of the Society for Academic Emergency Medicine. 1999;6(8):833-9.
- Reed CR, Camargo CA. Recent trends and controversies in industry-sponsored clinical trials. Academic Emergency Medicine. 1999;6(8):833-9.
- Reed MJ. Some practical considerations for the sponsorship of required postdoctoral general dentistry education programs. Journal of dental education. 1987;51(6):293-7.
- Reed RV. Clarifying conflicts of interest in research. Archives of disease in childhood. 2007;92(3):277; author reply
- Regan WA. The institutional trustee and conflict of interest. Hospital progress. 1974;55(1):60-1 passim.
- Reginster J-Y. The efficacy of glucosamine sulfate in osteoarthritis: financial and nonfinancial conflict of interest. Arthritis and rheumatism. 2007;56(7):2105-10.

Rehm J, Kanteres F. Commentary Alcohol and sponsorship in sport: some much-needed evidence in an ideological discussion. *Addiction* (Abingdon, England). 2008;103(12):1967-8.

Reichhardt T. Watchdogs call academies to account over conflicts of interest. *Nature*. 2004;432(7014):133.

Reid EK, Tejani AM, Huan LN, Egan G, O'Sullivan C, Mayhew AD, et al. Managing the incidence of selective reporting bias: a survey of Cochrane review groups. *Systematic reviews*. 2015;4:85.

Reidenberg MM. Conflict of interest and medical publication. *Science and engineering ethics*. 2002;8(3):455-7.

Reidenberg MM. Decreasing publication bias. *Clinical pharmacology and therapeutics*. 1998;63(1):1-3.

Reidenberg MM. Sponsorship, authorship and accountability. *The New Zealand medical journal*. 2001;114(1145):558; author reply 9.

Reidenberg MM. Sponsorship, authorship, and accountability. *The New England journal of medicine*. 2002;346(4):290-2.

Reider B, Poehling GG, Lubowitz JH, Provencher MT, Brand RA, Crenshaw AH, Jr., et al. Disclosure of conflict of interest. *Arthroscopy : the journal of arthroscopic & related surgery : official publication of the Arthroscopy Association of North America and the International Arthroscopy Association*. 2011;27(9):1167.

Reider B. Conflict of interest? *The American journal of sports medicine*. 2003;31(3):331.

Reiffel JA. Selective Reporting: Silent Atrial Fibrillation and Cryptogenic Strokes. *The American journal of medicine*. 2017;130(9):e403.

Reilly P. A conflict of interest. Providers use GAO report to push for stricter legislation. *Modern healthcare*. 2003;33(20):7, 16.

Reilly PR. Disclosing conflicts of interest in biomedical research. *Journal of periodontology*. 2007;78(8):1472-5.

Reinisch JF, Li WY, Yu DC, Walker JW. Authorship Conflicts: A Study of Awareness of Authorship Criteria among Academic Plastic Surgeons. *Plastic and Reconstructive Surgery*. 2013;132(2):303E-10E.

Reis A, de Geus JL, Wambier L, Schroeder M, Loguercio AD. Compliance of Randomized Clinical Trials in Noncarious Cervical Lesions With the CONSORT Statement: A Systematic Review of Methodology. *Operative Dentistry*. 2018;43(3):E129-E51.

Reis LL. Pharmaceutical companies as sponsors of clinical trials--advantages and limitations. *Revista portuguesa de cardiologia : orgao oficial da Sociedade Portuguesa de Cardiologia = Portuguese journal of cardiology : an official journal of the Portuguese Society of Cardiology*. 1992;11(4):333-8.



Reiss TF, Moss J, Osborne M, Curtis JR, Hill NS. Collaborative science and the American Thoracic Society: cooperation in harmony with conflict of interest. *American journal of respiratory and critical care medicine*. 2012;185(4):347-9.

Reissner D. Conflict of interest: upholding the integrity of CCGs. *The Health service journal*. 2013;123(6346):24-5.

Reiter J. Organ transplantation as a conflict of interests. *Versicherungsmedizin*. 1995;47(2):41-2.

Reitshamer E, Schrier MS, Herbold N, Metallinos-Katsaras E. Members' Attitudes Toward Corporate Sponsorship of the Academy of Nutrition and Dietetics. *Journal of Hunger & Environmental Nutrition*. 2012;7(2-3):149-64.

Relations between health professionals and industry: conflicts of interest. *Prescrire international*. 2000;9(48):126.

Relman AS. Conflict of interest policies: protecting readers or censoring authors? *Jama*. 1993;270(22):2683-4.

Relman AS. Dealing with conflicts of interest. *The New England journal of medicine*. 1984;310(18):1182-3.

Relman AS. Dealing with conflicts of interest. *The New England journal of medicine*. 1985;313(12):749-51.

Relman AS. Dialogue: disclosure of conflicts of interest--edited excerpts from two seminars. *Science, technology & human values*. 1985;10(2):36-40.

Relman AS. Potential conflicts of interest for academic medical center leaders. *Jama*. 2014;312(5):558.

Relman AS. Sponsorship, authorship and accountability. *The New Zealand medical journal*. 2001;114(1145):558; author reply 9.

Relman AS. Sponsorship, authorship, and accountability. *The New England journal of medicine*. 2002;346(4):290-2.

Rennie D, Flanagin A, Glass RM. Conflicts of interest in the publication of science. *Jama*. 1991;266(2):266-7.

Rennie D, Flanagin A. Publication bias. The triumph of hope over experience. *Jama*. 1992;267(3):411-2.

Rennie D. Fair conduct and fair reporting of clinical trials. *Jama-Journal of the American Medical Association*. 1999;282(18):1766-8.

Rennie D. Integrity in Scientific Publishing. *Health Services Research*. 2010;45(3):885-96.

Report of CHAC convention: CHAC tackles thorny issues of pastoral care and continuing sponsorship. *Hospital progress*. 1980;61(6):19, 23.

Reseland S. How do conflicts of interest affect research results? Tidsskrift for den Norske laegeforening : tidsskrift for praktisk medicin, ny raekke. 2007;127(2):206.

Reseland S. Stated conflict of interest. Tidsskrift for den Norske laegeforening : tidsskrift for praktisk medicin, ny raekke. 2006;126(18):2408; author reply

Resnik DB, Ariansen JL, Jamal J, Kissling GE. Institutional Conflict of Interest Policies at U.S. Academic Research Institutions. Academic medicine : journal of the Association of American Medical Colleges. 2016;91(2):242-6.

Resnik DB, Ariansen JL, Jamal J, Kissling GE. Institutional Conflict of Interest Policies at US Academic Research Institutions. Academic Medicine. 2016;91(2):242-6.

Resnik DB, Elliott KC. Taking Financial Relationships into Account When Assessing Research. Accountability in Research-Policies and Quality Assurance. 2013;20(3):184-205.

Resnik DB, Elmore SA. Conflict of Interest in Journal Peer Review. Toxicologic Pathology. 2018;46(2):112-4.

Resnik DB, Konecny B, Kissling GE. Conflict of Interest and Funding Disclosure Policies of Environmental, Occupational, and Public Health Journals. Journal of Occupational and Environmental Medicine. 2017;59(1):28-33.

Resnik DB, Shamoo AE. Conflict of interest and the university. Accountability in research. 2002;9(1):45-64.

Resnik DB. Conflicts of interest at the NIH: no easy solution. The Hastings Center report. 2005;35(1):18-20.

Resnik DB. Conflicts of Interest in Scientific Research Related to Regulation or Litigation. The journal of philosophy, science & law. 2007;7:1.

Resnik DB. Disclosing conflicts of interest to research subjects: an ethical and legal analysis. Accountability in research. 2004;11(2):141-59.

Resnik DB. Ethics of Research with Human Subjects: Protecting People, Advancing Science, Promoting Trust. Ethics of Research with Human Subjects: Protecting People, Advancing Science, Promoting Trust. International Library of Ethics Law and the New Medicine. 742018.

Resnik DB. Institutional Conflicts of Interest in Academic Research. Science and engineering ethics. 2015.

Resnik DB. Science and Money: Problems and Solutions. Journal of Microbiology & Biology Education. 2014;15(2):159-61.

Restricted contact with drug company representatives influences future physicians. American journal of health-system pharmacy : AJHP : official journal of the American Society of Health-System Pharmacists. 2001;58(24):2366.

- RETRACTION: RETRACTED ARTICLE: The food industry and conflicts of interest in nutrition research: A Latin American perspective. *Journal of public health policy*. 2016;37(1):126-7.
- Rettig RA. The industrialization of clinical research. *Health Affairs*. 2000;19(2):129-46.
- Rey C, en representacion del equipo editorial de la revista *Anales de P*. Conflicts of interests of the editors. *Anales de pediatria (Barcelona, Spain : 2003)*. 2018;88(5):296-7.
- Reyes H, Palma J, Andresen M. The relevance of declaring a conflict of interest in medical journals. *Revista medica de Chile*. 2003;131(1):7-9.
- Reyes MM, Panza KE, Martin A, Bloch MH. Time-Lag Bias in Trials of Pediatric Antidepressants: A Systematic Review and Meta-Analysis. *Journal of the American Academy of Child and Adolescent Psychiatry*. 2011;50(1):63-72.
- Reynolds T. Eliminating publication bias: the effect of negative trial results. *Journal of the National Cancer Institute*. 2000;92(9):682.
- Rezaeian M. Reducing publication bias in biomedical research: reviewing and registering protocol with a suitable journal. *Journal of clinical epidemiology*. 2016;69:248-9.
- Rhea S. Keeping track. AAMIC, institute ready online guides to centers' conflict-of-interest policies. *Modern healthcare*. 2008;38(36):12.
- Rhea S. Tipping their hand. AAMC wants physicians to disclose conflicts of interest to patients. *Modern healthcare*. 2010;40(27):6-7, 14, 1.
- Rhea S. Under the influence? IOM conflict-of-interest report raises concerns. *Modern healthcare*. 2009;39(18):8-9.
- Rho J, Ho N, Prasad V. Counterpoint: Were Industry-Sponsored Roflumilast Trials Appropriate? *No. Chest*. 2014;145(5):939-42.
- Rhoades LJ. Beyond conflict of interest: the responsible conduct of research. *Science and engineering ethics*. 2002;8(3):459-68.
- Rhodes R, Capozzi JD. Corporate sponsorship of continuing medical education. *The virtual mentor : VM*. 2007;9(2):109-12.
- Riaz H, Khan MS, Bin Riaz I, Raza S, Khan AR, Krasuski RA. Conflicts of Interest and Outcomes of Cardiovascular Trials. *American Journal of Cardiology*. 2016;117(5):858-60.
- Riaz H, Khan MS, Riaz IB, Raza S, Khan AR, Krasuski RA. Conflicts of Interest and Outcomes of Cardiovascular Trials. *The American journal of cardiology*. 2016;117(5):858-60.
- Riaz H, Raza S, Khan MS, Bin Riaz I, Krasuski RA. Impact of Funding Source on Clinical Trial Results Including Cardiovascular Outcome Trials. *American Journal of Cardiology*. 2015;116(12):1944-7.

Ricci Z, Romagnoli S. Is disclosing conflicts of interest like purifying in the Ganges river? *Journal of critical care*. 2011;26(4):429-30.

Rice T. Stoma care sponsorship: profit without loss. *Nursing standard (Royal College of Nursing (Great Britain))* : 1987). 1989;4(4):18-9.

Richard Conti C. Conflict of interest. *Clinical cardiology*. 2009;32(12):666-7.

Richards R, Darling H, Reeder AI. Sponsorship and fund-raising in New Zealand schools: implications for health. *Australian and New Zealand journal of public health*. 2005;29(4):331-6.

Richards SM, Burrett JA. A proposal for reducing the effect of one of many causes of publication bias. *Trials*. 2013;14:41.

Richenbacher WE. Presidential Address, 55th Annual American Society for Artificial Internal Organs Conference Conflicts of Interest: Eliminating Bias and Preserving Trust in Human Subjects Research. *Asaio Journal*. 2009;55(6):527-31.

Richenbacher WE. Presidential address, 55th annual American Society for Artificial Internal Organs conference: conflicts of interest: eliminating bias and preserving trust in human subjects research. *ASAIO journal (American Society for Artificial Internal Organs : 1992)*. 2009;55(6):527-31.

Richter J. Time to turn the tide: WHO's engagement with non-state actors and the politics of stakeholder governance and conflicts of interest. *BMJ (Clinical research ed)*. 2014;348:g3351.

Richter L. Corporate sponsorships in dental education: solution or sellout? *CDS review*. 2005;98(5):12-7.

Ridker PM, Torres J. Reported outcomes in major cardiovascular clinical trials funded by for-profit and not-for-profit organizations: 2000-2005. *Jama-Journal of the American Medical Association*. 2006;295(19):2270-4.

Ridker PM. Incomplete financial disclosure for study of funding and outcomes in major cardiovascular trials. *Jama*. 2006;295(23):2725-6.

Riechelmann RP, Wang L, O'Carroll A, Krzyzanowska MK. Disclosure of conflicts of interest by authors of clinical trials and editorials in oncology. *Journal of clinical oncology : official journal of the American Society of Clinical Oncology*. 2007;25(29):4642-7.

Riechelmann RP, Wang L, O'Carroll A, Krzyzanowska MK. Disclosure of conflicts of interest by authors of clinical trials and editorials in oncology. *Journal of Clinical Oncology*. 2007;25(29):4642-7.

Riedl EM, Konig J, Koch C, Lieb K. Patient attitudes and expectations towards conflicts of interest of attending physicians. *Zeitschrift fur Evidenz, Fortbildung und Qualitat im Gesundheitswesen*. 2016;110-111:45-53.

Rifai N, Plebani M, Wu A, Brugnara C, Delvin E, Lamb EJ, et al. Full disclosure in industry-sponsored laboratory medicine research studies: statement by the Consortium of Laboratory Medicine Journal Editors. *Annals of clinical biochemistry*. 2011;48(Pt 1):5-6.

Rifai N, Plebani M, Wu A, Brugnara C, Delvin E, Lamb EJ, et al. Full disclosure in industry-sponsored laboratory medicine research studies: statement by the Consortium of Laboratory Medicine Journal Editors. *Clinical chemistry*. 2011;57(3):359-60.

Rifai N, Plebani M, Wu A, Brugnara C, Delvin E, Lamb EJ, et al. Full disclosure in industry-sponsored laboratory medicine research studies: statement by the Consortium of Laboratory Medicine Journal Editors. *Transfusion*. 2012;52(6):e15-6.

Rifai N, Plebani M, Wu A, Brugnara C, Delvin E, Lamb EJ, et al. Full-disclosure in industry-sponsored laboratory medicine research studies: Statement by the Consortium of Laboratory Medicine Journal Editors. *American journal of hematology*. 2011;86(3):244.

Rifai N, Plebani M, Wu A, Brugnara C, Delvin E, Lamb EJ, et al. Full-disclosure in industry-sponsored laboratory medicine research studies: statement by the Consortium of Laboratory Medicine Journal Editors. *Clinical chemistry and laboratory medicine*. 2011;49(1):3-4.

Rifai N, Plebani M, Wu A, Brugnara C, Delvin E, Lamb EJ, et al. Full-disclosure in industry-sponsored laboratory medicine research studies: statement by the Consortium of Laboratory Medicine Journal Editors. *Scandinavian journal of clinical and laboratory investigation*. 2011;71(3):177-8.

Rifai N, Plebani M, Wu AH, Brugnara C, Delvin E, Lamb EJ, et al. Full disclosure in industry-sponsored laboratory medicine research studies: Statement by the Consortium of Laboratory Medicine Journal Editors. *Clinical biochemistry*. 2011;44(2-3):149-50.

Rifai N, Plebani M, Wu AHB, Delanghe J, Brugnara C, Delvin E, et al. Full-disclosure in industry-sponsored laboratory medicine research studies: statement by the Consortium of Laboratory Medicine Journal Editors. *Clinica chimica acta; international journal of clinical chemistry*. 2011;412(7-8):491-2.

Rikos D, Dardiotis E, Aloizou AM, Siokas V, Zintzaras E, Hadjigeorgiou GM. Reporting Quality of Randomized Controlled Trials in Restless Legs Syndrome Based on the CONSORT Statement. *Tremor and Other Hyperkinetic Movements*. 2019;9.

Rimmer A. Medical register could include voluntary conflicts of interest information. *BMJ (Clinical research ed)*. 2016;354:i3753.

Rines B, Totten M. Conflicts of interest during a financial crisis. *Hospitals & health networks*. 1999;73(1):24.

Ripps RA. Conflicts of interest. *Connecticut medicine*. 2009;73(1):37-8.

Rising K, Bacchetti P, Bero L. Reporting Bias in Drug Trials Submitted to the Food and Drug Administration: Review of Publication and Presentation. *Plos Medicine*. 2008;5(11):1561-70.

Ritchie A. The origins of bicycle racing in England: technology, entertainment, sponsorship and advertising in the early history of the sport. *Journal of sport history*. 1999;26(3):489-520.

Ritchie SJ. Publication bias in a recent meta-analysis on breastfeeding and IQ. *Acta paediatrica (Oslo, Norway : 1992)*. 2017;106(2):345.

Ritvo RA, Ohlsen JD, Holland TP. Exercising ethical leadership: conflicts of interest. *Trustee : the journal for hospital governing boards*. 2004;57(9):27-30, 1.

Rivara FP, Cummings P. Publication bias: the problem and some suggestions. *Archives of pediatrics & adolescent medicine*. 2002;156(5):424-5.

Riveros C, Dechartres A, Perrodeau E, Haneef R, Boutron I, Ravaud P. Timing and Completeness of Trial Results Posted at ClinicalTrials.gov and Published in Journals. *Plos Medicine*. 2013;10(12).

Rivier JL. Primary arterial pulmonary hypertension. Preliminary statistical results under the sponsorship of the Swiss Cardiological Society and with the aid the Swiss Foundation f Cardiology. *Schweizerische medizinische Wochenschrift*. 1970;100(4):143-5.

Rivkees SA. The long arm of financial conflicts of interest: extensions into lined pockets, research and review, and the United States Senate. *Journal of pediatric endocrinology & metabolism : JPEM*. 2008;21(7):607-9.

Rivoiro C, De Fiore L, Dirindin N. Professional societies and conflict of interests governance. *Recenti progressi in medicina*. 2019;110(3):113-4.

Robbins NM, Meyer MJ, Bernat JL. Scope and nature of financial conflicts of interest between neurologists and industry: 2013-2016. *Neurology*. 2019;93(10):438-49.

Robbins NM. Ethical Issues Pertaining to Conflicts of Interest Between Neurologists and the Pharmaceutical and Medical Device Industries. *Seminars in Neurology*. 2018;38(5):589-97.

Robbins NM. Ethical Issues Pertaining to Conflicts of Interest Between Neurologists and the Pharmaceutical and Medical Device Industries. *Seminars in neurology*. 2018;38(5):589-98.

Roberts CS, Battista CT. Conflict of interest vs. competition of interest in orthopaedic surgery. *Injury*. 2011;42(7):615-6.

Roberts DA, Kantarjian HM, Steensma DP. Contract Research Organizations in Oncology Clinical Research: Challenges and Opportunities. *Cancer*. 2016;122(10):1476-82.

Roberts J. Headache editorial board declaration of conflicts of interest. *Headache*. 2015;55(2):211-3.

Roberts J. Trial Registration, Transparency, and Selective Reporting: Let's Get Clear About What Is Needed in Headache Medicine. *Headache*. 2016;56(1):3-7.

Roberts L. Federal Report on Acid Rain Draws Criticism: A new Report, showing minimal effects from acid rain, has scientists grumbling about selective reporting. *Science* (New York, NY). 1987;237(4821):1404-6.

Robertson CT. The Money Blind: How to Stop Industry Bias in Biomedical Science, Without Violating the First Amendment. *American Journal of Law & Medicine*. 2011;37(2-3):358-87.

Robertson J, Moynihan R, Walkom E, Bero L, Henry D. Mandatory disclosure of pharmaceutical industry-funded events for health professionals. *PLoS medicine*. 2009;6(11):e1000128.

Robertson J, Walkom E, Moynihan R, Bero L, Henry D. Pharmaceutical industry funding of educational events for pharmacists in Australia: an analysis of data from the first 6 months of a mandatory disclosure programme. *The International journal of pharmacy practice*. 2010;18(2):88-92.

Robeznieks A. Misys' panel raises questions. Advisers could be subjected to IT conflicts of interest. *Modern healthcare*. 2006;36(44):21-2.

Robeznieks A. No free lunch. Doc groups set rules to check conflicts of interest. *Modern healthcare*. 2010;40(17):16.

Robillard JE. Conflict of interest policies under review at the UI. *Iowa medicine : journal of the Iowa Medical Society*. 2008;98(1):23.

Robillard, Valentijn, Meeuwenoord, van Der Marel GA, van Boom JH, Reedijk. The First Solid-Phase Synthesis of a Peptide-Tethered Platinum(II) Complex This research was supported by the Council for Chemical Sciences of The Netherlands Organization for Scientific Research (CW-NWO) and by The Netherlands Foundation for Technical Sciences (STW). Support and sponsorship by COST Action D8/00097 (biocoordination chemistry) is kindly acknowledged. The authors thank Johnson & Matthey (Reading, UK) for their generous loan of K(2)PtCl(4). *Angewandte Chemie (International ed in English)*. 2000;39(17):3096-9.

Robinson C, Holland N, Leloup D, Muilerman H. Conflicts of interest at the European Food Safety Authority erode public confidence. *Journal of Epidemiology and Community Health*. 2013;67(9):717-20.

Robinson MB. Patient advocacy and the nurse: is there a conflict of interest? *Nursing forum*. 1985;22(2):58-63.

Rochon PA, Hoey J, Chan A-W, Ferris LE, Lexchin J, Kalkar SR, et al. Financial Conflicts of Interest Checklist 2010 for clinical research studies. *Open medicine : a peer-reviewed, independent, open-access journal*. 2010;4(1):e69-91.

Rochon PA, Sekeres M, Hoey J, Lexchin J, Ferris LE, Moher D, et al. Investigator experiences with financial conflicts of interest in clinical trials. *Trials*. 2011;12:9.

Rochon PA, Sekeres M, Lexchin J, Moher D, Wu W, Kalkar SR, et al. Institutional financial conflicts of interest policies at Canadian academic health science centres: a national survey. *Open medicine : a peer-reviewed, independent, open-access journal*. 2010;4(3):e134-8.

- Rock CL. Conflict of interest: an important issue in nutrition research and communications. *Journal of the American Dietetic Association*. 1999;99(1):31-2.
- Rockey SJ, Collins FS. Managing financial conflict of interest in biomedical research. *Jama*. 2010;303(23):2400-2.
- Rockhold FW. Requiring 'independent' statistical analyses for industry sponsored trials? *Pharmaceutical statistics*. 2006;5(1):5-6.
- Rockwell S, Kimler BF, Moulder JE. Publishing negative results: the problem of publication bias. *Radiation research*. 2006;165(6):623-5.
- Rodrigues-Tartari R, Swardfager W, Salum GA, Rohde LA, Cogo-Moreira H. Assessing risk of bias in randomized controlled trials of methylphenidate for children and adolescents with attention deficit hyperactivity disorder (ADHD). *International Journal of Methods in Psychiatric Research*. 2018;27(1).
- Rodriguez EL. Conflicts of interest. *Acta Bioethica*. 2011;17(1):47-54.
- Rodriguez-Bolanos R, Reynales-Shigematsu LM, Ibanez-Hernandez NA, Santos-Luna R, Valdes-Salgado R, Avila-Tang E, et al. Monitoring strategy for control of tobacco in Mexico: advertising, promotion and sponsorship, packaging and labeling. *Salud publica de Mexico*. 2010;52 Suppl 2:S254-66.
- Rodwin MA, Okamoto A. Physicians' conflicts of interest in Japan and the United States: lessons for the United States. *Journal of health politics, policy and law*. 2000;25(2):343-75.
- Rodwin MA. Attempts to redefine conflicts of interest. *Accountability in research*. 2018;25(2):67-78.
- Rodwin MA. Attempts to redefine conflicts of interest. *Accountability in Research-Policies and Quality Assurance*. 2018;25(2):67-78.
- Rodwin MA. Conflicts of interest and accountability in managed care: the aging of medical ethics. *Journal of the American Geriatrics Society*. 1998;46(3):338-41.
- Rodwin MA. Conflicts of interest, institutional corruption, and pharma: an agenda for reform. *The Journal of law, medicine & ethics : a journal of the American Society of Law, Medicine & Ethics*. 2012;40(3):511-22.
- Rodwin MA. Legally required disclosure of conflicts of interest. *The New England journal of medicine*. 1990;323(24):1711.
- Rodwin MA. Managed care creates conflicts of interest. Interview by Bob Carlson. *Indiana medicine : the journal of the Indiana State Medical Association*. 1995;88(4):248-54.
- Rodwin MA. Medical commerce, physician entrepreneurialism, and conflicts of interest. *Cambridge quarterly of healthcare ethics : CQ : the international journal of healthcare ethics committees*. 2007;16(4):387-97; discussion 439-42.



Rodwin MA. Physicians' conflicts of interest. The limitations of disclosure. *The New England journal of medicine*. 1989;321(20):1405-8.

Rodwin MA. Reforming pharmaceutical industry-physician financial relationships: lessons from the United States, France, and Japan. *The Journal of law, medicine & ethics : a journal of the American Society of Law, Medicine & Ethics*. 2011;39(4):662-70.

Rodwin MA. The organized American medical profession's response to financial conflicts of interest: 1890-1992. *The Milbank quarterly*. 1992;70(4):703-41.

Rodzinka M, Seebohm A, Pozniak E, Mosch L, De Luca L, McArdle J, et al. Regulating for Bias in Medical Education - Reaction to the Pharmaceutical Industry Updated EFPIA Code of Practice. *Journal of European CME*. 2019;8(1):1685771.

Roebuck MC, Liberman JN. Impact of pharmacy benefit design on prescription drug utilization: a fixed effects analysis of plan sponsor data. *Health services research*. 2009;44(3):988-1009.

Roeder KH, Combre CA. HHS OIG issues advisory opinion approving charitable sponsorship. *GHA today*. 2001;45(4):3, 6.

Roehr B. Drug companies and publishers set out 10 steps to enhance credibility of industry sponsored trials. *BMJ (Clinical research ed)*. 2012;344:e3767.

Roehr B. Drug companies will have to report all payments to US doctors from March 2014. *BMJ (Clinical research ed)*. 2013;346:f826.

Roehr B. US broadcast regulator says "sponsorship" of news should be disclosed. *BMJ (Clinical research ed)*. 2012;344:e448.

Roehr B. US research agency halves threshold for reporting financial conflicts of interest. *BMJ (Clinical research ed)*. 2011;343:d5447.

Roest AM, de Jonge P, Williams CD, de Vries YA, Schoevers RA, Turner EH. Reporting Bias in Clinical Trials Investigating the Efficacy of Second-Generation Antidepressants in the Treatment of Anxiety Disorders A Report of 2 Meta-analyses. *Jama Psychiatry*. 2015;72(5):500-10.

Rogawski MA, Federoff HJ. Disclosure of Clinical Trial Results When Product Development Is Abandoned. *Science Translational Medicine*. 2011;3(102).

Rogers JC. Sponsorship: developing leaders for occupational therapy. *The American journal of occupational therapy : official publication of the American Occupational Therapy Association*. 1982;36(5):309-13.

Rogers L. Conflicts of interest in medicine and science. *European heart journal*. 2012;33(7):801-2.

Rogers L. The ESC White Paper sets standards for conflicts of interest. *European heart journal*. 2012;33(6):677-78.

Rogers WA, Johnson J. Addressing within-role conflicts of interest in surgery. *Journal of bioethical inquiry*. 2013;10(2):219-25.

Rohner E, Grabik M, Tonia T, Juni P, Petavy F, Pignatti F, et al. Does access to clinical study reports from the European Medicines Agency reduce reporting biases? A systematic review and meta-analysis of randomized controlled trials on the effect of erythropoiesis-stimulating agents in cancer patients. *Plos One*. 2017;12(12).

Rohrich RJ. Discussion: Financial conflicts of interests in plastic surgery: background, potential for bias, disclosure, and transparency. *Plastic and reconstructive surgery*. 2015;135(4):1156-9.

Rohrich RJ. Full disclosure: conflict of interest in scientific publications. *Plastic and reconstructive surgery*. 2006;118(7):1649-52.

Rohwer A, Young T, Wager E, Garner P. Authorship, plagiarism and conflict of interest: views and practices from low/middle-income country health researchers. *Bmj Open*. 2017;7(11).

Rohwer A, Young T, Wager E, Garner P. Authorship, plagiarism and conflict of interest: views and practices from low/middle-income country health researchers. *BMJ open*. 2017;7(11):e018467.

Roig F, Borrego A. Conflict of interest disclosure policies in clinically oriented Spanish biomedical journals. *Revista Espanola De Documentacion Cientifica*. 2015;38(3).

Roig F, Borrego A. Conflict of interests in biomedical Spanish journals. Typology of activities declared by authors. *Revista de calidad asistencial : organo de la Sociedad Espanola de Calidad Asistencial*. 2015;30(1):49-50.

Roig F, Borrego A. Disclosure of sources of funding in biomedical journals. Descriptive study of four Spanish publications. *Anales del sistema sanitario de Navarra*. 2015;38(2):185-92.

Roig F, Borrego A. Disclosure of sources of possible conflicts of interest in Spanish biomedical journals: a long way to go. *Anales del sistema sanitario de Navarra*. 2016;39(1):167.

Roizen R. Why I oppose drug company payment of physician/investigators on a per patient/subject basis. *Irb*. 1988;10(1):9-10.

Roli M. Physicians of the pharmaceutical industry. *Minerva medica*. 1969;60:37-42.

Rollin BE. An ethicist's commentary on avoiding impropriety in corporate sponsorship of conferences and journals. *The Canadian veterinary journal = La revue veterinaire canadienne*. 2007;48(8):792.

Rollin BE. An ethicist's commentary on guarding against conflict of interest. *The Canadian veterinary journal = La revue veterinaire canadienne*. 2002;43(4):249-50.

Rollin BE. An ethicist's commentary on the case of whether a veterinarian prescribing and selling drugs is in a conflict of interest situation. *The Canadian veterinary journal = La revue veterinaire canadienne*. 1996;37(12):713-4.

- Romain PL. Conflicts of interest in research: looking out for number one means keeping the primary interest front and center. *Current Reviews in Musculoskeletal Medicine*. 2015;8(2):122-7.
- Romano J, Kashuba A, Becker S, Cummins J, Turpin J, Veronese F, et al. Pharmacokinetics and pharmacodynamics in HIV prevention; current status and future directions: a summary of the DAIDS and BMGF sponsored think tank on pharmacokinetics (PK)/pharmacodynamics (PD) in HIV prevention. *AIDS research and human retroviruses*. 2013;29(11):1418-27.
- Romano M. Cleveland Clinic in another deal. Proposed telemedicine partnership raises conflict-of-interest concerns. *Modern healthcare*. 2007;37(12):17.
- Romano Mozo D. The European Commission hides behind experts with conflicts of interest to delay, again, the regulation of endocrine disruptors. *Archivos de prevencion de riesgos laborales*. 2014;17(1):31-2.
- Romano TJ. Divergent views on managing clinical conflicts of interest. *Mayo Clinic proceedings*. 2007;82(8):1014; author reply -5.
- Romano TJ. There is a conflict of interest in treating Medicare patients. *Archives of internal medicine*. 1993;153(21):2505-6.
- Romero W, Salas SP. Disclosure of financial sources and conflicts of interest among research articles published in *Revista Medica de Chile*. *Revista Medica De Chile*. 2007;135(4):473-9.
- Ronai SE. Growing public scrutiny of FDA clinical trials: ethical and regulatory compliance to avoid "uninformed consent" and financial conflicts of interest. *Connecticut medicine*. 2001;65(11):661-6.
- Room R. Dealing with publication bias: two possible steps forward. *Drug and alcohol review*. 2008;27(4):343-4.
- Roona M. Science, politics and publication bias. *Drug and alcohol review*. 2008;27(4):349-51; discussion 52-6.
- Rooney AA, Cooper GS, Jahnke GD, Lam J, Morgan RL, Boyles AL, et al. How credible are the study results? Evaluating and applying internal validity tools to literature-based assessments of environmental health hazards. *Environment International*. 2016;92-93:617-29.
- Roper N, Korenstein D. Industry Collaboration and Primary Guest Authorship of High-Impact Randomized Clinical Trials: A Cross-Sectional Study. *Journal of General Internal Medicine*. 2015;30(10):1421-5.
- Roper N. Conflicts of Interest. *The New England journal of medicine*. 2015;373(8):778.
- Rosano GMC, Ceconi C. A way forward to the elimination of conflict of interest for experts involved in regulatory medicine and guidelines. *European heart journal Cardiovascular pharmacotherapy*. 2015;1(2):80-1.

Rose K, Grant-Kels JM. Pediatric melanoma-The whole (conflicts of interest) story. *International journal of women's dermatology*. 2019;5(2):110-5.

Rose K, Neubauer D, Grant-Kels JM. Questionable Industry-Sponsored Postneonatal Pediatric Studies in Slovenia. *Current therapeutic research, clinical and experimental*. 2019;90:86-91.

Rose K, Neubauer D, Grant-Kels JM. Rational Use of Medicine in Children-The Conflict of Interests Story. A Review. *Rambam Maimonides medical journal*. 2019;10(3).

Rose S, Zilliox P, Francis PJ. Errors in Potential Conflicts of Interest Disclosures, Author Affiliation, and Role of Funder. *JAMA ophthalmology*. 2018;136(12):1430-2.

Rose SL, Highland J, Karafa MT, Joffe S. Patient Advocacy Organizations, Industry Funding, and Conflicts of Interest. *JAMA internal medicine*. 2017;177(3):344-50.

Rose SL, Krzyzanowska MK, Joffe S. Relationships between authorship contributions and authors' industry financial ties among oncology clinical trials. *Journal of clinical oncology : official journal of the American Society of Clinical Oncology*. 2010;28(8):1316-21.

Rose SL, Krzyzanowska MK, Joffe S. Relationships Between Authorship Contributions and Authors' Industry Financial Ties Among Oncology Clinical Trials. *Journal of Clinical Oncology*. 2010;28(8):1316-21.

Rose SL, Sanghani RM, Schmidt C, Karafa MT, Kodish E, Chisolm GM. Gender Differences in Physicians' Financial Ties to Industry: A Study of National Disclosure Data. *PloS one*. 2015;10(6):e0129197.

Rose SL. Patient Advocacy Organizations: Institutional Conflicts of Interest, Trust, and Trustworthiness. *Journal of Law Medicine & Ethics*. 2013;41(3):680-7.

Rose SL. Patient advocacy organizations: institutional conflicts of interest, trust, and trustworthiness. *The Journal of law, medicine & ethics : a journal of the American Society of Law, Medicine & Ethics*. 2013;41(3):680-7.

Roseman M, Milete K, Bero LA, Coyne JC, Lexchin J, Turner EH, et al. Reporting of conflicts of interest in meta-analyses of trials of pharmacological treatments. *Jama*. 2011;305(10):1008-17.

Roseman M, Milete K, Bero LA, Coyne JC, Lexchin J, Turner EH, et al. Reporting of Conflicts of Interest in Meta-analyses of Trials of Pharmacological Treatments. *Jama-Journal of the American Medical Association*. 2011;305(10):1008-17.

Roseman M, Turner EH, Lexchin J, Coyne JC, Bero LA, Thombs BD. Reporting of conflicts of interest from drug trials in Cochrane reviews: cross sectional study. *BMJ (Clinical research ed)*. 2012;345:e5155.

Roseman M, Turner EH, Lexchin J, Coyne JC, Bero LA, Thombs BD. Reporting of conflicts of interest from drug trials in Cochrane reviews: cross sectional study. *Bmj-British Medical Journal*. 2012;345.

Rosen CJ. Conflict of interest: explicit rules! *Journal of clinical densitometry : the official journal of the International Society for Clinical Densitometry*. 1999;2(3):209-10.

Rosen M. WHO SHOULD CONDUCT MODELING AND COST-EFFECTIVENESS ANALYSIS? *International Journal of Technology Assessment in Health Care*. 2014;30(1):128-9.

Rosenau PV, Lal LS, Glasser JH. US Pharmacy Policy: A Public Health Perspective on Safety and Cost. *Social Work in Public Health*. 2009;24(6):543-67.

Rosenbaum L. Conflicts of Interest. *The New England journal of medicine*. 2015;373(8):779-80.

Rosenbaum L. Conflicts of interest: part 1: Reconnecting the dots--reinterpreting industry-physician relations. *The New England journal of medicine*. 2015;372(19):1860-4.

Rosenbaum L. Understanding Bias - The Case for Careful Study. *New England Journal of Medicine*. 2015;372(20):1959-63.

Rosenberg AR. "Get the Consent"-Nonfinancial Conflict of Interest in Academic Clinical Research. *Journal of clinical oncology : official journal of the American Society of Clinical Oncology*. 2017;35(1):11-3.

Rosenberg J. Announcement of conflict of interest in *Ugeskrift for Laeger* and *Danish Medical Bulletin*. *Ugeskrift for laeger*. 2011;173(3):179.

Rosenberg M, Ferguson R. Maintaining relevance: an evaluation of health message sponsorship at Australian community sport and arts events. *BMC public health*. 2014;14:1242.

Rosenberg NJ, Siegel M. Use of corporate sponsorship as a tobacco marketing tool: a review of tobacco industry sponsorship in the USA, 1995-99. *Tobacco control*. 2001;10(3):239-46.

Rosenstock L, Lee LJ. Attacks on science: The risks to evidence-based policy. *American Journal of Public Health*. 2002;92(1):14-8.

Rosenzweig MQ, Bender CM, Brufsky AM. The nurse as principal investigator in a pharmaceutically sponsored drug trial: considerations and challenges. *Oncology nursing forum*. 2005;32(2):293-9.

Roses AD. Conflicts of interest. *Science (New York, NY)*. 1992;258(5089):1717.

Rosete-Reyes A. In search of lost ethics. About gift that pharmaceutical industry offers to physicians. *Revista De Investigacion Clinica-Clinical and Translational Investigation*. 2004;56(3):399-405.

Rosete-Reyes A. In search of lost ethics. About gifts that pharmaceutical industry offers to physicians. *Revista de investigacion clinica; organo del Hospital de Enfermedades de la Nutricion*. 2004;56(3):399-405.

Rosner A. Fables or foibles: Inherent problems with RCTs. *Journal of Manipulative and Physiological Therapeutics*. 2003;26(7):460-7.

Rosner F. Physicians and drug company representatives. *The American journal of medicine*. 2000;108(3):263.

Ross A, Cooper C, Gray H, Umberham B, Vassar M. Assessment of Publication Bias and Systematic Review Findings in Top-Ranked Otolaryngology Journals. *JAMA otolaryngology--head & neck surgery*. 2019;145(2):187-8.

Ross JS, Dzara K, Downing NS. Efficacy And Safety Concerns Are Important Reasons Why The FDA Requires Multiple Reviews Before Approval Of New Drugs. *Health Affairs*. 2015;34(4):681-8.

Ross JS, Gross CP, Krumholz HM. Promoting Transparency in Pharmaceutical Industry-Sponsored Research. *American Journal of Public Health*. 2012;102(1):72-80.

Ross JS, Gross CP. Policy Research Using Evidence to Improve Healthcare Delivery Systems. *Circulation*. 2009;119(6):891-8.

Ross JS, Krumholz HM. Bringing Vioxx back to market Regulatory and transparency safeguards are essential to protect patients. *Bmj-British Medical Journal*. 2018;360.

Ross JS, Krumholz HM. Conflicts of Interest, Authorship, and Disclosures in Industry-Related Scientific Publications. *Mayo Clinic Proceedings*. 2010;85(2):199-200.

Ross JS, Krumholz HM. Conflicts of interest, authorship, and disclosures in industry-related scientific publications. *Mayo Clinic proceedings*. 2010;85(2):199-200; author reply 1-4.

Ross JS, Mulvey GK, Hines EM, Nissen SE, Krumholz HM. Trial Publication after Registration in ClinicalTrials.Gov: A Cross-Sectional Analysis. *Plos Medicine*. 2009;6(9).

Ross JS, Tse T, Zarin DA, Xu H, Zhou L, Krumholz HM. Publication of NIH funded trials registered in ClinicalTrials.gov: cross sectional analysis. *Bmj-British Medical Journal*. 2012;344.

Ross JS. Clinical research data sharing: what an open science world means for researchers involved in evidence synthesis. *Systematic Reviews*. 2016;5.

Ross JS. On Ghosts and Other Unwelcome Guests. *Journal of General Internal Medicine*. 2015;30(10):1389-91.

Rossow I, McCambridge J. The handling of evidence in national and local policy making: a case study of alcohol industry actor strategies regarding data on on-premise trading hours and violence in Norway. *Bmc Public Health*. 2019;19.

Rossow I, Pape H. Another example on publication bias in research on drug education: a commentary to Jim McCambridge's article. *Drug and alcohol review*. 2008;27(4):348-9; discussion 52-6.

Rost K, Ehrmann T. Reporting Biases in Empirical Management Research: The Example of Win-Win Corporate Social Responsibility. *Business & Society*. 2017;56(6):840-88.

Rosomeck S, Sporbeck B, Rzany B, Nast A. Disclosure of potential conflicts of interest in dermatological guidelines in Germany - an analysis - status quo and quo vadis. *Journal der Deutschen Dermatologischen Gesellschaft = Journal of the German Society of Dermatology : JDDG*. 2011;9(4):297-304.

Rotaecche del Campo R, grupo de trabajo sobre Medicina Basada en la Evidencia de O. Conflicts of interest and need for transparency: in light of consensus on prescribing of new oral anticoagulants. *Atencion primaria*. 2015;47(8):545-6.

Rothenburg ML, Johnson DH. Conflict of Interest, Conflicting Interests, and Effective Collaboration Between Academia and Industry on Preclinical and Clinical Cancer Research. *JAMA oncology*. 2017;3(12):1621-2.

Rothman DJ, Chimonas S. Academic medical centers' conflict of interest policies. *Jama*. 2010;304(20):2294-5.

Rothman DJ, McDonald WJ, Berkowitz CD, Chimonas SC, DeAngelis CD, Hale RW, et al. Professional medical associations and their relationships with industry: a proposal for controlling conflict of interest. *Jama*. 2009;301(13):1367-72.

Rothman DJ. Academic medical centers and financial conflicts of interest. *Jama*. 2008;299(6):695-7.

Rothman KJ, Evans S. More on JAMA's policy on industry sponsored studies. *BMJ (Clinical research ed)*. 2006;332(7539):489.

Rothman KJ. Conflict of interest. The new McCarthyism in science. *Jama*. 1993;269(21):2782-4.

Rothman KJ. Journal policies on conflict of interest. *Science (New York, NY)*. 1993;261(5129):1661.

Rothman KJ. The ethics of research sponsorship. *Journal of clinical epidemiology*. 1991;44 Suppl 1:25S-8S.

Rothschild AJ. Conflict-of-interest charge. *The American journal of psychiatry*. 2004;161(9):1721-2; discussion 2.

Rothstein HR, Bushman BJ. Publication bias in psychological science: comment on Ferguson and Brannick (2012). *Psychological methods*. 2012;17(1):129-36.

Rothstein MA. Preventing Conflicts of Interest of NFL Team Physicians. *The Hastings Center report*. 2016;46 Suppl 2:S35-S7.

Rotondo MT. Professional relations: conflicts of interest. *Revista Medica Del Uruguay*. 2006;22(2):88-99.

Roukis TS. Selection and Publication Bias Color Interpretation. *The Journal of foot and ankle surgery : official publication of the American College of Foot and Ankle Surgeons*. 2015;54(6):1213-4.

Roumen FJME. Industry-sponsored research: how to eliminate bias? *The European journal of contraception & reproductive health care : the official journal of the European Society of Contraception*. 2015;20(3):155-7.

Roumiantseva D, Carini S, Sim I, Wagner TH. Sponsorship and design characteristics of trials registered in ClinicalTrials.gov. *Contemporary clinical trials*. 2013;34(2):348-55.

Round table: Post-marketing evaluation of fertility-regulating drugs as viewed by the pharmaceutical industry. *Human reproduction (Oxford, England)*. 1987;2(3):241-63.

Roundtree AK, Kallen MA, Lopez-Olivo MA, Kimmel B, Skidmore B, Ortiz Z, et al. Poor reporting of search strategy and conflict of interest in over 250 narrative and systematic reviews of two biologic agents in arthritis: A systematic review. *Journal of Clinical Epidemiology*. 2009;62(2):128-37.

Rowan-Legg A, Weijer C, Gao J, Fernandez C. A comparison of journal instructions regarding institutional review board approval and conflict-of-interest disclosure between 1995 and 2005. *Journal of medical ethics*. 2009;35(1):74-8.

Rowbotham MC. The impact of selective publication on clinical research in pain. *Pain*. 2008;140(3):401-4.

Royal College of P. The relationship between physicians and the pharmaceutical industry: a report of the Royal College of Physicians. *Journal of the Royal College of Physicians of London*. 1986;20(4):3-10.

Rozenfeld S, Guaraldo L. The current social context and its influence on drug surveillance actions. *Vigilancia Sanitaria Em Debate-Sociedade Ciencia & Tecnologia*. 2016;4(3):13-7.

Rozovsky LE. Conflict of interest on hospital boards. *Dimensions in health service*. 1974;51(2):8-9.

Rozovsky LE. Conflict of interest on hospital boards. *Hospital trustee*. 1977;1(2):14-5.

Ruan X, Bumgarner GW, Kaye AD. Relationship of Industry Sponsorship to Results of Cost-effectiveness Analyses of Drugs Used in Breast Cancer Treatment. *JAMA oncology*. 2016;2(4):548-9.

Rubin EB, Bernat JL. Resident and fellow section. Conflicts of interest between physicians and the pharmaceutical industry: focus on headache medicine. *Headache*. 2008;48(10):1545-9.

Rubin EH. The complexities of individual financial conflicts of interest. *Neuropsychopharmacology : official publication of the American College of Neuropsychopharmacology*. 2005;30(1):1-6.

Rubin MF, Weir MR. Access to Kidney Transplantation: Is There a Potential Conflict of Interest? *American journal of nephrology*. 2015;41(6):502-3.



Ruble JH. Tools for "decloaking" the elephant in the room: conflict of interest, shared decision-making, and patient-centered care. *Journal of pain & palliative care pharmacotherapy*. 2015;29(2):173-7.

Rucker G, Schwarzer G, Carpenter J. Arcsine test for publication bias in meta-analyses with binary outcomes. *Statistics in medicine*. 2008;27(5):746-63.

Rudin DO. Conflicts of interest. *Biological psychiatry*. 1988;24(6):724.

Rudze L. Conflict of interest in medicine and science: a Latvian view. *Science and engineering ethics*. 2002;8(3):343-8.

Ruff K, Mirabelli D. Conflict of interest, tailored science, and responsibility of scientific institutions and journals. *New solutions : a journal of environmental and occupational health policy : NS*. 2014;24(3):259-66.

Ruff K. Scientific journals and conflict of interest disclosure: what progress has been made? *Environmental health : a global access science source*. 2015;14:45.

Ruiz-Arguelles GJ. Relations between physicians and the pharmaceutical industry. *Revista de investigacion clinica; organo del Hospital de Enfermedades de la Nutricion*. 1997;49(1):79-80.

Rumball D. Tobacco sponsorship and the Arts. *Addiction (Abingdon, England)*. 2015;110(12):2038.

Rumsey TS. One editor's views on conflict of interest. *Journal of animal science*. 1999;77(9):2379-83.

Rundall P. Should industry sponsor research? How much research in infant feeding comes from unethical marketing? *BMJ (Clinical research ed)*. 1998;317(7154):338-9.

Runkle D. Conflict of interest in science. *Science (New York, NY)*. 1989;246(4934):1177.

Rutledge P, Crookes D, McKinstry B, Maxwell SR. Do doctors rely on pharmaceutical industry funding to attend conferences and do they perceive that this creates a bias in their drug selection? Results from a questionnaire survey. *Pharmacoepidemiology and drug safety*. 2003;12(8):663-7.

Ryals BM. Editorial: Uniform conflict of interest disclosure and publication efficiencies at Ear and Hearing. *Ear and hearing*. 2012;33(1):1-2.

Ryan AM, Nguyen H-HD. Publication bias and stereotype threat research: A reply to Zigerell. *The Journal of applied psychology*. 2017;102(8):1169-77.

Ryan M, Faix D, Smith T, Gray GC. Conflicts of Interest and Publication Bias. *Journal of occupational and environmental medicine*. 2016;58(9):e338.

Rynes KN, Tonigan JS. Do social networks explain 12-step sponsorship effects? A prospective lagged mediation analysis. *Psychology of addictive behaviors : journal of the Society of Psychologists in Addictive Behaviors*. 2012;26(3):432-9.

Rzany B. Conflicts of interest: an introduction to a new focus point. *Journal der Deutschen Dermatologischen Gesellschaft = Journal of the German Society of Dermatology : JDDG*. 2011;9(4):267-8.

Saa C, Bunout D, Hirsch S. Industry funding effect on positive results of probiotic use in the management of acute diarrhea: a systematized review. *European Journal of Gastroenterology & Hepatology*. 2019;31(3):289-302.

Sacco DF, Bruton SV, Hajnal A, Lustgraaf CJN. The Influence of Disclosure and Ethics Education on Perceptions of Financial Conflicts of Interest. *Science and Engineering Ethics*. 2015;21(4):875-94.

Sacks GD, Hines OJ. Safeguarding Against Conflicts of Interest in the Surgical Literature. *JAMA surgery*. 2018;153(11):1002-3.

Sacks SL. The myth of freedom from conflict of interest. *CMAJ : Canadian Medical Association journal = journal de l'Association medicale canadienne*. 1999;160(6):784.

Sacristan JA, Bolanos E, Hernandez JM, Soto J, Galende I. Publication bias in health economic studies. *Pharmacoeconomics*. 1997;11(3):289-92.

Sadacharan R, Grossman X, Sanchez E, Merewood A. Trends in US hospital distribution of industry-sponsored infant formula sample packs. *Pediatrics*. 2011;128(4):702-5.

Sade RM, Akins CW, Weisel RD. Managing conflicts of interest. *The Journal of thoracic and cardiovascular surgery*. 2015;149(4):971-2.

Sade RM. Counterpoint: full disclosure-where is the evidence for nefarious conflicts of interest? *The Annals of thoracic surgery*. 2011;92(2):417-20.

Sade RM. The pudding, the beef, and conflicts of interest. *The Journal of thoracic and cardiovascular surgery*. 2015;150(1):12-3.

Sadler JZ. Pharmaceutical Company Influence. *Hastings Center Report*. 2011;41(2):S22-S.

Sadler PA. Tobacco sponsorship of Formula One motor racing. *Lancet (London, England)*. 1998;351(9100):451; author reply 2.

Sadoghi P, Wilkins R, Bisson LJ. Publication bias in meta-analysis studies: letter to the editor. *The American journal of sports medicine*. 2012;40(10):NP27; author reply NP.

Saeed M, Paulson K, Lambert P, Szwajcer D, Seftel M. Publication bias in blood and marrow transplantation. *Biology of blood and marrow transplantation : journal of the American Society for Blood and Marrow Transplantation*. 2011;17(6):930-4.

Safari H, Arab M, Rashidian A, Kebriaee-Zadeh A, Gorji HA. A Comparative Study on Different Pharmaceutical Industries and Proposing a Model for the Context of Iran. *Iranian Journal of Pharmaceutical Research*. 2018;17(4):1593-603.

Safer DJ. Design and reporting modifications in industry-sponsored comparative psychopharmacology trials. *The Journal of nervous and mental disease*. 2002;190(9):583-92.

Sage WM. Some principles require principals: Why banning "conflicts of interest" won't solve incentive problems in biomedical research. *Texas Law Review*. 2007;85(6):1413-63.

Sager CB. Commercial conflict of interest and continuing education. *Dentistry today*. 2005;24(3):12, 4.

Sagner M, Binks M, Yapijakis C, Lavie CJ, Frank E, Franklin BA, et al. Overcoming Potential Threats to Scientific Advancements: Conflict of Interest, Ulterior Motives, False Innuendos and Harassment. *Progress in cardiovascular diseases*. 2017;59(5):522-4.

Sah S, Loewenstein G, Cain D. Insinuation Anxiety: Concern That Advice Rejection Will Signal Distrust After Conflict of Interest Disclosures. *Personality & social psychology bulletin*. 2019;45(7):1099-112.

Sah S, Loewenstein G. Nothing to declare: mandatory and voluntary disclosure leads advisors to avoid conflicts of interest. *Psychological science*. 2014;25(2):575-84.

Sah S. Conflict of interest disclosure as a reminder of professional norms: Clients first! *Organizational Behavior and Human Decision Processes*. 2019;154:62-79.

Sah S. Conflicts of interest and your physician: psychological processes that cause unexpected changes in behavior. *The Journal of law, medicine & ethics : a journal of the American Society of Law, Medicine & Ethics*. 2012;40(3):482-7.

Sahm S. Of mugs, meals and more: the intricate relations between physicians and the medical industry. *Medicine Health Care and Philosophy*. 2013;16(2):265-73.

Sahm S. On markets and morals-(re-)establishing independent decision making in healthcare: a reply to Joao Calinas-Correia. *Medicine Health Care and Philosophy*. 2013;16(2):311-5.

Saidman LJ. Unresolved issues relating to peer review, industry support of research, and conflict of interest. *Anesthesiology*. 1994;80(3):491-2.

Saini P, Loke YK, Gamble C, Altman DG, Williamson PR, Kirkham JJ. Selective reporting bias of harm outcomes within studies: findings from a cohort of systematic reviews. *BMJ (Clinical research ed)*. 2014;349:g6501.

Saito A, Sakai J, Kurihara M, Kami M, Kanda Y, Mori S-i, et al. Clinical safety data management in company non-sponsored trials. *Nihon rinsho Japanese journal of clinical medicine*. 2003;61(9):1658-65.

Saito H, Ozaki A, Sawano T, Shimada Y, Tanimoto T. Evaluation of Pharmaceutical Company Payments and Conflict of Interest Disclosures Among Oncology Clinical Practice Guideline Authors in Japan. *JAMA network open*. 2019;2(4):e192834.

Saito H, Tani Y, Ozaki A, Sawano T, Shimada Y, Yamamoto K, et al. Financial ties between authors of the clinical practice guidelines and pharmaceutical companies: an example from

Japan. *Clinical microbiology and infection : the official publication of the European Society of Clinical Microbiology and Infectious Diseases*. 2019;25(11):1304-6.

Saitz R. 'We do not see the lens through which we look': screening mammography evidence and non-financial conflicts of interest. *Evidence-based medicine*. 2013;18(3):81-2.

Sakaluk JK, Graham CA. Promoting Transparent Reporting of Conflicts of Interests and Statistical Analyses at The Journal of Sex Research. *Journal of sex research*. 2018;55(1):1-6.

Sakoda S. Conflict of interest of clinical research in Japan. *Rinsho shinkeigaku = Clinical neurology*. 2013;53(11):902.

Saksena S. Patient care and physician conflicts of interests: the Hydra grows new heads but is any Hercules in sight? *Journal of interventional cardiac electrophysiology : an international journal of arrhythmias and pacing*. 2015;42(1):1-4.

Salami K, Alkayed K. Publication bias in pediatric hematology and oncology: analysis of abstracts presented at the annual meeting of the American Society of Pediatric Hematology and Oncology. *Pediatric hematology and oncology*. 2013;30(3):165-9.

Salandra R. Knowledge dissemination in clinical trials: Exploring influences of institutional support and type of innovation on selective reporting. *Research Policy*. 2018;47(7):1215-28.

Salanti G, Higgins JPT, Ades AE, Ioannidis JPA. Evaluation of networks of randomized trials. *Statistical Methods in Medical Research*. 2008;17(3):279-301.

Salas SP, Osorio F M, Vial C P, Rehbein V AM, Salas A C, Beca I JP. Conflicts of interest in clinical practice. Ethical analysis of some relationships with the pharmaceutical industry. *Revista medica de Chile*. 2006;134(12):1576-82.

Salas SP, Vukusich A, Catoni MI, Valdivieso A, Roessler E. Conflicts of interest in nephrology. *Revista medica de Chile*. 2016;144(8):1053-8.

Salcido R. Conflict of interest, or interest in conflict? *Advances in skin & wound care*. 2003;16(3):108.

Saldanha IJ, Scherer RW, Rodriguez-Barraquer I, Jampel HD, Dickersin K. Dependability of results in conference abstracts of randomized controlled trials in ophthalmology and author financial conflicts of interest as a factor associated with full publication. *Trials*. 2016;17(1):213.

Saldanha IJ, Scherer RW, Rodriguez-Barraquer I, Jampel HD, Dickersin K. Dependability of results in conference abstracts of randomized controlled trials in ophthalmology and author financial conflicts of interest as a factor associated with full publication. *Trials*. 2016;17.

Saleh RR, Majeed H, Tibau A, Booth CM, Amir E. Undisclosed financial conflicts of interest among authors of American Society of Clinical Oncology clinical practice guidelines. *Cancer*. 2019;125(22):4069-75.

Salem DN, Boumil MM. Conflict of interest in open-access publishing. *The New England journal of medicine*. 2013;369(5):491.

Salgado MV, Mejia R, Kaplan CP, Perez-Stable EJ. Smoking behavior and use of tobacco industry sponsored websites among medical students and young physicians in Argentina. *Journal of medical Internet research*. 2014;16(2):e35.

Saltaji H, Armijo-Olivo S, Cummings GG, Amin M, Flores-Mir C. Randomized clinical trials in dentistry: Risks of bias, risks of random errors, reporting quality, and methodologic quality over the years 1955-2013. *Plos One*. 2017;12(12).

Salvi M. Conflict of interest in biomedical research: a view from Europe. *Science and engineering ethics*. 2003;9(1):101-8.

Salzman R. Editorials and conflicts of interest. *The New England journal of medicine*. 1997;336(10):728; author reply 9.

Sammons JH. Ethical considerations of physician ownership of pharmacies and drug companies. *Texas state journal of medicine*. 1962;58:785-6.

Sammons MT, Newman R. Effects of an Uncertain Literature on All Facets of Clinical Decision Making. *American Psychologist*. 2010;65(2):137-8.

Samolinski B, Tarchalska B, Zawisza E. The influence of environmental factors (antibiotics) on workers in the pharmaceutical industry. *Pneumonologia i alergologia polska*. 1992;60 Suppl 2:147-52.

Samra H, Abdulla S, Elias GJB, Murphy KJ. Why Do We Believe What We Believe? *Journal of Vascular and Interventional Radiology*. 2018;29(12):1754-5.

Samsa G, Solomon A. Managing the science in the presence of financial conflict of interest. *Accountability in research*. 2019;26(6):397-403.

Samson RH. Private practice perspective on conflict of interest mandates. *Journal of vascular surgery*. 2011;54(3 Suppl):15S-8S.

Sanchez MA. Conflict of interests and evidence base for GM crops food/feed safety research. *Nature biotechnology*. 2015;33(2):135-7.

Sanchez-Tojar A, Nakagawa S, Sanchez-Fortun M, Martin DA, Ramani S, Girndt A, et al. Meta-analysis challenges a textbook example of status signalling and demonstrates publication bias. *eLife*. 2018;7.

Sanders MR. Re: Conflict of interest. Author reply. *Infant behavior & development*. 2014;37(4):A2.

Sando IC, Malay S, Chung KC. Analysis of publication bias in the literature for distal radius fracture. *The Journal of hand surgery*. 2013;38(5):927-34.e5.

Sandrck K. Avoiding conflict of interest. How boards can withstand close scrutiny. *Trustee : the journal for hospital governing boards*. 2003;56(7):22-4, 6, 1.

- Sandrick K. Avoiding conflict of interest. How hospital boards can withstand close scrutiny. *Hospitals & health networks*. 2003;77(11):74-8, 2.
- Sanger DE. U.S. research sponsorship soars at universities. *Applied optics*. 1986;25(21):3842, 54, 95.
- Santisteban P, Zarkovic M. Industry-Sponsored Satellite Symposia. *European thyroid journal*. 2017;6(Suppl 1):119-27.
- Saper CB. Annals policy on deceptive disclosure of conflicts of interest. *Annals of neurology*. 2014;76(2):149-50.
- Sardana M, Goel S, Gupta M, Sardana V, Singh BS. Is Exposure to Tobacco Advertising, Promotion and Sponsorship Associated with Initiation of Tobacco Use among Current Tobacco Users in Youth in India? *Asian Pacific journal of cancer prevention : APJCP*. 2015;16(15):6299-302.
- Sargent J. Conflict of interest: when media conglomerates rate their productions. *Archives of pediatrics & adolescent medicine*. 2011;165(2):181-2.
- Saric F, Barcot O, Puljak L. Risk of bias assessments for selective reporting were inadequate in the majority of Cochrane reviews. *Journal of clinical epidemiology*. 2019;112:53-8.
- Sartor O. Conflicts of Interest, Baselga, and Clinical Trialists. *The oncologist*. 2018;23(12):1394.
- Sartori A, Stoneham M, Edmunds M. Unhealthy sponsorship in sport: a case study of the AFL. *Australian and New Zealand journal of public health*. 2018;42(5):474-9.
- Sass J. Continued insensitivity to conflicts of interest at IARC. *International journal of occupational and environmental health*. 2003;9(1):88-9; discussion 9.
- Sass J. Credibility of scientists: conflict of interest and bias. *Environmental health perspectives*. 2006;114(3):A147-8; author reply A8.
- Sass JB, Greer L. Re: concern that working group members who will be assessing styrene have financial conflicts of interest. *International journal of occupational and environmental health*. 2002;8(2):153-5.
- Satin M. Incorrect Impressions Concerning Industry-Sponsored Research. *JAMA internal medicine*. 2017;177(3):448-9.
- Saultz J. Conflicts of interest. *Family medicine*. 2013;45(4):233-4.
- Saunders JB. Publication bias in addiction research. *Drug and alcohol review*. 2007;26(5):459-61.
- Saveleva E, Selinski S. Meta-analyses with binary outcomes: how many studies need to be omitted to detect a publication bias? *Journal of toxicology and environmental health Part A*. 2008;71(13-14):845-50.

Savovic J, Akl EA, Hrobjartsson A. Financial conflicts of interest in clinical research. *Intensive care medicine*. 2018;44(10):1767-9.

Sawka AM, Thabane L. Effect of industry sponsorship on the results of biomedical research. *Jama*. 2003;289(19):2502-3; author reply 3.

Sawyer AL, Wolfenden L, Kennedy VJ, Kingsland M, Young KG, Tindall J, et al. Alcohol sponsorship of community football clubs: the current situation. *Health promotion journal of Australia : official journal of Australian Association of Health Promotion Professionals*. 2012;23(1):70-2.

Sax JK, Doran N. Evaluation of academic scientists' responses to situations that pose a conflict of interest. *Cancer biology & therapy*. 2011;12(1):4-8.

Sax JK. Financial conflicts of interest in science. *Annals of health law*. 2012;21(2):291-327, 6 p preceding i.

Saxena MK, Andrews PJD. Patience and change: a conflict of interests? *Critical care (London, England)*. 2006;10(5):422.

Saxena V, Naithani M, Mirza AA. Blinding in randomized control trials: the enigma unraveled. *Indian Journal of Community Health*. 2016;28(1):4-9.

Sayre MR, O'Connor RE, Atkins DL, Billi JE, Callaway CW, Shuster M, et al. Part 2: evidence evaluation and management of potential or perceived conflicts of interest: 2010 American Heart Association Guidelines for Cardiopulmonary Resuscitation and Emergency Cardiovascular Care. *Circulation*. 2010;122(18 Suppl 3):S657-64.

Scannell JW, Hinds S, Evans R. Financial Returns on R&D: Looking Back at History, Looking Forward to Adaptive Licensing. *Reviews on Recent Clinical Trials*. 2015;10(1):28-43.

Scardino PT, Farley SJ. The physician and conflict of interest. *Nature clinical practice Urology*. 2005;2(3):113.

Schaefer JL, Aubert Bonn N, Craenen G. Declaring Conflict of Interest - Current State of Affairs in the Ophthalmic Literature. *Accountability in research*. 2017;24(7):375-83.

Schafer A. Biomedical conflicts of interest: a defence of the sequestration thesis - learning from the cases of Nancy Olivieri and David Healy. *Journal of Medical Ethics*. 2004;30(1):8-24.

Schafer A. Biomedical conflicts of interest: a defence of the sequestration thesis-learning from the cases of Nancy Olivieri and David Healy. *Journal of medical ethics*. 2004;30(1):8-24.

Schagen FHE, Hoeben RC, Hospers GAP. Off-label prescription of genetically modified organism medicines in europe: emerging conflicts of interest? *Human gene therapy*. 2014;25(10):893-6.

Scharlach AE, Mor-Barak ME, Birba L. Evaluation of a corporate-sponsored health care program for retired employees. *Health & social work*. 1994;19(3):192-8.

Scharlach AE, Mor-Barak ME, Katz A, Birba L, Garcia G, Sokolov J. Generation: a corporate-sponsored retiree health care program. *The Gerontologist*. 1992;32(2):265-9.

Schatman ME, Darnall BD. Ethics Forum: Conflict of Interest, Part II: Pain Society Leadership and Industry. *Pain medicine (Malden, Mass)*. 2016;17(2):217-8.

Schatman ME. The medical-industrial complex and conflict of interest in pain education. *Pain medicine (Malden, Mass)*. 2011;12(12):1710-2.

Schauenburg H. Literature is subject to publication bias. *Deutsches Arzteblatt international*. 2009;106(18):320; author reply 1-2.

Scheffer P, Guy-Coichard C, Outh-Gauer D, Calet-Froissart Z, Boursier M, Mintzes B, et al. Conflict of Interest Policies at French Medical Schools: Starting from the Bottom. *PloS one*. 2017;12(1):e0168258.

Schene AH. How strictly do we want to be in the handling of conflict of interests? *Tijdschrift voor psychiatrie*. 2015;57(4):274-5.

Scherer A. Publishing Biomedical Research Findings What are the Odds? Carini C, Fidock M, VanGool A, editors 2019. 231-44 p.

Schetky DH. Conflicts of interest between physicians and the pharmaceutical industry and special interest groups. *Child and Adolescent Psychiatric Clinics of North America*. 2008;17(1):113-+.

Schetky DH. Conflicts of interest between physicians and the pharmaceutical industry and special interest groups. *Child and adolescent psychiatric clinics of North America*. 2008;17(1):113-25, ix-x.

Schick S, Glantz S. Philip Morris toxicological experiments with fresh sidestream smoke: more toxic than mainstream smoke. *Tobacco Control*. 2005;14(6):396-404.

Schick SF, Glantz SA. Old ways, new means: tobacco industry funding of academic and private sector scientists since the Master Settlement Agreement. *Tobacco Control*. 2007;16(3):157-64.

Schieppati A, Perico N, Remuzzi G. Conflict of interest as seen from a researcher's perspective. *Science and engineering ethics*. 2002;8(3):337-42.

Schieppati A, Remuzzi G. Fighting renal diseases in poor countries: building a global fund with the help of the pharmaceutical industry. *Journal of the American Society of Nephrology : JASN*. 2004;15(3):704-7.

Schlauffer C. The Narrative Uses of Evidence. *Policy Studies Journal*. 2018;46(1):90-118.

Schluchter MD. Publication bias and heterogeneity in the relationship between systolic blood pressure, birth weight, and catch-up growth--a meta analysis. *Journal of hypertension*. 2003;21(2):273-9.



Schmid CH. Discussion of "quantifying publication bias in meta-analysis" by Lin et al. *Biometrics*. 2018;74(3):797-9.

Schmidt TA, Yudkin JS. The Lancet Diabetes & Endocrinology needs a more rigorous conflict of interest policy. *The lancet Diabetes & endocrinology*. 2015;3(3):168.

Schmiedeke E, Schaefer S, Aminoff D, Schwarzer N, Jenetzky E. Non-financial conflicts of interest: contribution to a surgical dilemma by the European Reference Networks for Rare Diseases. *Pediatric surgery international*. 2019;35(9):999-1004.

Schmieder RE, Neuzil P. Scientific Data and Transparency of Conflict of Interest Are Important, Not Biased Editorial Without Facts. *JACC Cardiovascular interventions*. 2016;9(21):2263.

Schmitt MH. Publication bias in nursing research. *Research in nursing & health*. 1998;21(5):383-4.

Schmucker C, Meerpohl JJ, Blumle A. Risk of bias in controlled clinical trials. *Radiologe*. 2019;59(9):833-42.

Schneck A. Examining publication bias-a simulation-based evaluation of statistical tests on publication bias. *PeerJ*. 2017;5:e4115.

Schneider N, Lingner H, Schwartz FW. Disclosing conflicts of interest in German publications concerning health services research. *Bmc Health Services Research*. 2007;7.

Schneider N, Lingner H, Schwartz FW. Disclosing conflicts of interest in German publications concerning health services research. *BMC health services research*. 2007;7:78.

Schneider N. Awareness and management of conflicts of interest. *Journal of Public Health-Heidelberg*. 2010;18(6):597-600.

Schoenfeld AJ. What's Important: Mentorship and Sponsorship. *The Journal of bone and joint surgery American volume*. 2018;100(1):86-7.

Schoenthaler M, Miernik A, Wilhelm K, Schlager D, Schoeb DS, Adams F, et al. Level of evidence, sponsorship, conflict of interest policy and commercial impact of PubMed-listed clinical urolithiasis-related trials in 2014. *BJU international*. 2016;117(5):787-92.

Schofferman J, Banja J. Conflicts of interest in pain medicine: Practice patterns and relationships with industry. *Pain*. 2008;139(3):494-7.

Schofferman JA, Eskay-Auerbach ML, Sawyer LS, Herring SA, Arnold PM, Muehlbauer EJ. Conflict of interest and professional medical associations: the North American Spine Society experience. *The spine journal : official journal of the North American Spine Society*. 2013;13(8):974-9.

Schofield AR. The demise of Bayh-Dole protections against the Pharmaceutical Industry's abuses of government-funded inventions. *The Journal of law, medicine & ethics : a journal of the American Society of Law, Medicine & Ethics*. 2004;32(4):777-83.

Scholey JM, Harrison JE. Publication bias: raising awareness of a potential problem in dental research. *British dental journal*. 2003;194(5):235-7.

Schönhaut L. Integrity and misconduct in biomedical research. *Revista Chilena De Pediatría-Chile*. 2019;90(2):217-21.

Schork MA. Publication bias and meta analysis. *Journal of hypertension*. 2003;21(2):243-5.

Schott G, Dunnweber C, Muhlbauer B, Niebling W, Pachl H, Ludwig WD. Does the Pharmaceutical Industry Influence Guidelines? *Deutsches Arzteblatt International*. 2013;110(35-36):575-U59.

Schott G, Dunnweber C, Muhlbauer B, Niebling W, Pachl H, Ludwig W-D. Does the pharmaceutical industry influence guidelines?: two examples from Germany. *Deutsches Arzteblatt international*. 2013;110(35-36):575-83.

Schott G, Gokbuget N, Pachl H, Ludwig WD. Clinical trials in oncology: deficits and proposals for solution. *Zeitschrift Fur Evidenz Fortbildung Und Qualitaet Im Gesundheitswesen*. 2011;105(9):657-64.

Schott G, Lieb K, König J, Muhlbauer B, Niebling W, Pachl H, et al. Declaration and Handling of Conflicts of Interest in Guidelines: A Study of S1 Guidelines From German Specialist Societies From 2010-2013. *Deutsches Arzteblatt international*. 2015;112(26):445-51.

Schott G, Pachl H, Limbach U, Gundert-Remy U, Lieb K, Ludwig WD. The Financing of Drug Trials by Pharmaceutical Companies and Its Consequences Part 2: A Qualitative, Systematic Review of the Literature on Possible Influences on Authorship, Access to Trial Data, and Trial Registration and Publication. *Deutsches Arzteblatt International*. 2010;107(17):295-U13.

Schott G, Pachl H, Limbach U, Gundert-Remy U, Ludwig WD, Lieb K. The Financing of Drug Trials by Pharmaceutical Companies and Its Consequences Part 1: A Qualitative, Systematic Review of the Literature on Possible Influences on the Findings, Protocols, and Quality of Drug Trials. *Deutsches Arzteblatt International*. 2010;107(16):279-U14.

Schott G, Pachl H, Ludwig WD. The relation between publication bias and clinical trials funding. *Zeitschrift Fur Evidenz Fortbildung Und Qualitaet Im Gesundheitswesen*. 2010;104(4):314-22.

Schott G, Pachl H, Ludwig W-D. The relation between publication bias and clinical trials funding. *Zeitschrift fur Evidenz, Fortbildung und Qualitat im Gesundheitswesen*. 2010;104(4):314-22.

Schott G, Schurig N, Dannenberg M, Wille H. Skewed Recommendations Due to Conflicts of Interest. *Deutsches Arzteblatt international*. 2019;116(23-24):420.

Schowalter JE. How to manage conflicts of interest with industry? *International review of psychiatry (Abingdon, England)*. 2008;20(2):127-33.

Schowalter JE. How to manage conflicts of interest with industry? *International Review of Psychiatry*. 2008;20(2):127-33.

Schriger DL, Callaham ML, Barrett TW. *Annals of Emergency Medicine Journal Club*. Measuring and explaining computed tomography use in the United States and Canada: a consideration of health economics and use versus appropriateness, and interpreting potential conflict of interest: answers to the November 2013 Journal Club questions. *Annals of emergency medicine*. 2014;63(4):479-89.

Schriger DL, Callaham ML, Barrett TW. Measuring and explaining computed tomography use in the United States and Canada: a consideration of health economics, use versus appropriateness, and interpreting potential conflict of interest: November 2013 *Annals of Emergency Medicine Journal Club*. *Annals of emergency medicine*. 2013;62(5):545-6.

Schroeder TV. Conflict of interest information--more stringent rules in the Ugeskrift. *Ugeskrift for laeger*. 2006;168(46):3986.

Schroeder TV. Notification of a possible conflict of interest in Ugeskrift for Laeger. *Ugeskrift for laeger*. 2005;167(11):1307.

Schroll JB, Abdel-Sattar M, Bero L. The Food and Drug Administration reports provided more data but were more difficult to use than the European Medicines Agency reports. *Journal of Clinical Epidemiology*. 2015;68(1):102-7.

Schroter S, Morris J, Chaudhry S, Smith R, Barratt H. Does the type of competing interest statement affect readers' perceptions of the credibility of research? *Randomised trial*. *British Medical Journal*. 2004;328(7442):742-3.

Schroter S, Pakpoor J, Morris J, Chew M, Godlee F. Effect of different financial competing interest statements on readers' perceptions of clinical educational articles: a randomised controlled trial. *Bmj Open*. 2019;9(2).

Schubmehl S, Sussman J. FDA Approval of Pimavanserin: Response to Absence of Evidence Versus Evidence of Absence-Pimavanserin and the SAPS-PD. *American Journal of Geriatric Psychiatry*. 2018;26(10):1014-.

Schuch FB, Vancampfort D, Richards J, Rosenbaum S, Ward PB, Stubbs B. Exercise as a treatment for depression: A meta-analysis adjusting for publication bias. *Journal of psychiatric research*. 2016;77:42-51.

Schuch FB, Vancampfort D, Rosenbaum S, Richards J, Ward PB, Veronese N, et al. Exercise for depression in older adults: a meta-analysis of randomized controlled trials adjusting for publication bias. *Revista brasileira de psiquiatria (Sao Paulo, Brazil : 1999)*. 2016;38(3):247-54.

Schuetz P, Meier MA, Bally MR, Gomes F, Mueller B. Industry sponsorship and outcomes of nutrition studies: Is there an association when looking at the trial level? *Clinical nutrition (Edinburgh, Scotland)*. 2017;36(2):616-8.

Schulman KA, Abernethy DR, Rathore SS, Woosley RL. Regulating manufacturer-affiliated communication in the information age. *Clinical Pharmacology & Therapeutics*. 1999;65(6):593-7.

Schulman KA, Rubenstein LE, Glick HA, Eisenberg JM. Relationships between sponsors and investigators in pharmaco-economic and clinical research. *Pharmacoeconomics*. 1995;7(3):206-20.

Schulman KA, Seils DM, Timbie JW, Sugarman J, Dame LA, Weinfurt KP, et al. A national survey of provisions in clinical-trial agreements between medical schools and industry sponsors. *The New England journal of medicine*. 2002;347(17):1335-41.

Schultz JL. Implementation and Clinical Outcomes of an Employer-Sponsored, Pharmacist-Provided Medication Therapy Management Program--Alternative Viewpoint. *Pharmacotherapy*. 2016;36(3):e15.

Schulz KF, Altman DC, Moher D, Grp C. CONSORT 2010 Statement: updated guidelines for reporting parallel group randomised trials. *Epidemiology Biostatistics and Public Health*. 2010;7(3):325-32.

Schulz KF, Altman DG, Moher D, Consort G. CONSORT 2010 statement: Updated guidelines for reporting parallel group randomised trials. *Journal of Pharmacology & Pharmacotherapeutics*. 2010;1(2):100-7.

Schulz KF, Altman DG, Moher D, Grp C. CONSORT 2010 Statement Updated Guidelines for Reporting Parallel Group Randomized Trials. *Obstetrics and Gynecology*. 2010;115(5):1063-70.

Schulz KF, Altman DG, Moher D, Grp C. CONSORT 2010 Statement: updated guidelines for reporting parallel group randomised trials. *Bmc Medicine*. 2010;8.

Schulz KF, Altman DG, Moher D, Grp C. CONSORT 2010 Statement: updated guidelines for reporting parallel group randomised trials. *Bmj-British Medical Journal*. 2010;340.

Schulz KF, Altman DG, Moher D, Grp C. CONSORT 2010 statement: Updated guidelines for reporting parallel group randomised trials. *International Journal of Surgery*. 2011;9(8):672-7.

Schulz KF, Altman DG, Moher D, Grp C. CONSORT 2010 Statement: Updated guidelines for reporting parallel group randomised trials. *Journal of Clinical Epidemiology*. 2010;63(8):834-40.

Schulz KF, Altman DG, Moher D, Grp C. CONSORT 2010 Statement: Updated Guidelines for Reporting Parallel Group Randomised Trials. *Plos Medicine*. 2010;7(3).

Schulz KF, Altman DG, Moher D, Grp C. CONSORT 2010 Statement: updated guidelines for reporting parallel group randomised trials. *Trials*. 2010;11.

Schulz KF, Altman DG, Moher D, Grp C. CONSORT 2010 Statement: Updated Guidelines for Reporting Parallel Group Randomized Trials. *Annals of Internal Medicine*. 2010;152(11):726-W293.

Schumaker CJ, Jr. Attitudes toward change of health center sponsorship. *Inquiry : a journal of medical care organization, provision and financing*. 1972;9(1):62-5.

Schumaker CJ, Jr. Change in health sponsorship. II. Cohesiveness, compactness and family constellation of medical care patterns. *American journal of public health*. 1972;62(7):931-5.

Schumaker CJ, Jr. Change of health center sponsorship. I, Impact on patterns of obtaining medical care. *American journal of public health*. 1971;61(8):1536-44.

Schumaker CJ, Jr. How change in sponsorship affected use of neighborhood health center. *Hospital topics*. 1970;48(5):69-72 passim.

Schunemann HJ, Osborne M, Moss J, Manthous C, Wagner G, Sicilian L, et al. An official American Thoracic Society Policy statement: managing conflict of interest in professional societies. *American journal of respiratory and critical care medicine*. 2009;180(6):564-80.

Schwappach DLB, Boluarte TA. HEE-GER: a systematic review of German economic evaluations of health care published 1990-2004. *Bmc Health Services Research*. 2007;7.

Schwartz A, Koella JC. Trade-offs, conflicts of interest and manipulation in Plasmodium-mosquito interactions. *Trends in parasitology*. 2001;17(4):189-94.

Schwartz B, Banting D, Stitt L. Perceptions about conflicts of interest: an Ontario survey of dentists' opinions. *Journal of dental education*. 2007;71(12):1540-8.

Schwartz B. Editorial: Conflicts of interest and vision research. *Investigative ophthalmology*. 1975;14(5):340-1.

Schwartz B. Receiving gifts: a conflict of interest discussion. *Journal (Canadian Dental Association)*. 2005;71(8):561-2.

Schwartz H. Conflicts of interest in fee for service and in HMO's. *The New England journal of medicine*. 1978;299(19):1071-3.

Schwartz J, Hager M. Now, one-stop medicine? Doctors sell the drugs they prescribe, and angry pharmacists cry conflict of interest. *Newsweek*. 1987;109(21):32-3.

Schwartz JL. CONSUMER SPONSORSHIP AND PHYSICIAN SPONSORSHIP OF PREPAID GROUP PRACTICE HEALTH PLANS: SOME SIMILARITIES AND DIFFERENCES. *American journal of public health and the nation's health*. 1965;55:94-102.

Schwartz LM, Woloshin S, Zheng E, Tse T, Zarin DA. ClinicalTrials.gov and Drugs@FDA: A Comparison of Results Reporting for New Drug Approval Trials. *Annals of Internal Medicine*. 2016;165(6):421-+.

Schwartz LM, Woloshin S. The Drug Facts Box: Improving the communication of prescription drug information. *Proceedings of the National Academy of Sciences of the United States of America*. 2013;110:14069-74.

- Schwartz MA. Managing potential conflicts of interest in university-industrial partnerships. *Pharmaceutical research*. 1987;4(2):83-5.
- Schwartz RL. New Jersey high court rules attorney retained by malpractice insurer breached duty to client physician by settling suit: inherent conflict of interest. *Health law vigil*. 1980;3(24):2-3.
- Schwartz RS, Curfman GD, Morrissey S, Drazen JM. Full disclosure and the funding of biomedical research. *The New England journal of medicine*. 2008;358(17):1850-1.
- Schwartz TB. Drug company marketing in the groves of academe. *The Western journal of medicine*. 1992;156(6):660-1.
- Schwartz D, Rosendahl J. Addressing publication bias. *Psychotherapie, Psychosomatik, medizinische Psychologie*. 2013;63(9-10):398-9.
- Schwarz JA, Gladigau V, Gorlich HD, Klingmann I, Kori-Lindner C, Langen ML, et al. Future requirements for the composition and working methods of ethics commissions for the viewpoint of the Association of Physicians in the Pharmaceutical Industry e. V.(FAPI). *Arzneimittel-Forschung*. 1990;40(9):1056-60.
- Schwarz RP, Jr. Maintaining integrity and credibility in industry-sponsored clinical research. *Controlled clinical trials*. 1991;12(6):753-60.
- Schwarze ML. Conflict of interest with industry and the challenges for surgical education. *Journal of the American College of Surgeons*. 2009;209(6):766-8.
- Schwarzer G, Antes G, Schumacher M. A test for publication bias in meta-analysis with sparse binary data. *Statistics in medicine*. 2007;26(4):721-33.
- Schwarzer G, Antes G, Schumacher M. Inflation of type I error rate in two statistical tests for the detection of publication bias in meta-analyses with binary outcomes. *Statistics in medicine*. 2002;21(17):2465-77.
- Schwarzer G, Rucker G. Statistical methods for detecting and adjusting for publication bias. *Zeitschrift für Evidenz, Fortbildung und Qualität im Gesundheitswesen*. 2010;104(4):306-13.
- Schwendicke F, Tu YK, Blunck U, Paris S, Gostemeyer G. Effect of Industry Sponsorship on Dental Restorative Trials. *Journal of dental research*. 2016;95(1):9-16.
- Scientists in Government: Growing Concern Over Conflicts of Interest. *Science (New York, NY)*. 1960;131(3412):1508-9.
- Sciortino JE, Siemens DR. The editorial process: Conflicts of interest. *Canadian Urological Association journal = Journal de l'Association des urologues du Canada*. 2013;7(9-10):299.
- Scott A, Rucklidge JJ, Mulder RT. Is Mandatory Prospective Trial Registration Working to Prevent Publication of Unregistered Trials and Selective Outcome Reporting? An Observational Study of Five Psychiatry Journals That Mandate Prospective Clinical Trial Registration. *Plos One*. 2015;10(8).

Scott D. Limitations of bureaucracy: a conflict of interests. *Nursing mirror*. 1982;154(1):vii-viii.

Scott G. Sponsorship: seen to be above suspicion. *Nursing standard (Royal College of Nursing (Great Britain))* : 1987). 1993;7(24):19.

Scott IA, Attia J. Cautionary tales in the interpretation of observational studies of effects of clinical interventions. *Internal Medicine Journal*. 2017;47(2):144-57.

Scott IA, Greenberg PB. Cautionary tales in the clinical interpretation of therapeutic trial reports. *Internal Medicine Journal*. 2005;35(10):611-21.

Scott IA. On the need for probity when physicians interact with industry. *Internal Medicine Journal*. 2006;36(4):265-9.

Scott J, Checketts JX, Cooper CM, Boose M, Wayant C, Vassar M. An Evaluation of Publication Bias in High-Impact Orthopaedic Literature. *JB & JS open access*. 2019;4(2):e0055.

Scott J, Howard B, Sinnott P, Schiesel M, Baker J, Henderson P, et al. Variable methodological quality and use found in systematic reviews referenced in STEMI clinical practice guidelines. *American Journal of Emergency Medicine*. 2017;35(12):1828-35.

Scott JG, Avots-Avotins AE. Aligning your health system's conflict of interest policies with the Physician Payment Sunshine Act. *The Journal of contemporary health law and policy*. 2011;28(1):39-56.

Scott LD. Conflicts of interest in clinical practice and research. *The American journal of gastroenterology*. 2008;103(5):1075-8.

Sculier JP. Conflicts of interest: a concept often (voluntary) ignored by physicians. *Revue medicale de Bruxelles*. 2010;31(3):199-205.

Sculier JP, Richard Doll. A surprising story of conflicts of interest. *Revue medicale de Bruxelles*. 2012;33(5):487-90.

Scully J, Hackbarth D. School of nursing sponsorship of a school-based health center: challenges and barriers. *The Nursing clinics of North America*. 2005;40(4):607-17, vii.

Sedgwick P. What is publication bias in a meta-analysis? *BMJ (Clinical research ed)*. 2015;351:h4419.

See WA, Jacobson K, Derus S, Langenstroer P. A comparison of case volumes among urologic surgeons identified on an industry-sponsored website to an all provider peer group. *Urologic oncology*. 2014;32(8):1095-100.

Seehusen DA, Koren KG. Impact of industry sponsorship on research outcomes. *American family physician*. 2013;88(11):746.

Segal NA, Smuck M, Sowa G, Basford J. Considering industry-sponsored research. *American journal of physical medicine & rehabilitation*. 2009;88(4):342-8.

Segman R, Weizman A. Drug industry, psychopharmacology, and mental health care needs: Where do we go from here? *Israel Journal of Psychiatry and Related Sciences*. 2008;45(2):71-9.

Seidner AG. Avoiding conflict of interest charges in investment decision making. *Trustee : the journal for hospital governing boards*. 1988;41(1):16.

Seigel D. Clinical trials, epidemiology, and public confidence. *Statistics in Medicine*. 2003;22(21):3419-25.

Self DJ, Olivarez M. The influence of gender on conflicts of interest in the allocation of limited critical care resources: justice versus care. *Journal of critical care*. 1993;8(1):64-74.

Seltzer CC. "Conflicts of interest" and "political science". *Journal of clinical epidemiology*. 1997;50(5):627-9.

Semba Ji. Disclosure of conflict of interest in the Journals of the Japanese Society of Psychiatry and Neurology. *Seishin shinkeigaku zasshi = Psychiatria et neurologia Japonica*. 2017;119(1):52-8.

Sempere AP, Diaz Guzman J. Declaration of conflicts of interests. *Neurologia (Barcelona, Spain)*. 2002;17(3):175-6; author reply 6.

Sena ES, van der Worp HB, Bath PMW, Howells DW, Macleod MR. Publication bias in reports of animal stroke studies leads to major overstatement of efficacy. *PLoS biology*. 2010;8(3):e1000344.

Senba J. Conflict of interest viewed from over-sea reports regarding relationship between clinical psychiatry and drug industry. *Seishin shinkeigaku zasshi = Psychiatria et neurologia Japonica*. 2010;112(11):1124-9.

Sengelaub MM. Governance, sponsorship, management: what is the trustee's role? *Hospital progress*. 1982;63(7):74-7, 84.

Sengelaub MM. Trustees called to reexamine governance, sponsorship roles. *Hospital progress*. 1980;61(12):44-5.

Senior BA, Kennedy DW. Conflict of Interest and Ethics at IFAR. *International forum of allergy & rhinology*. 2015;5(4):273.

Seniari Costantini A. False positives and conflicts of interest. *Epidemiologia e prevenzione*. 2012;36(2):79.

Senn S. Misunderstanding publication bias: editors are not blameless after all. *F1000Research*. 2012;1:59.

Senn S. Tackling conflicts of interest. *BMJ tackles FDA's mote in eye while ignoring own beam*. *BMJ (Clinical research ed)*. 2011;343:d5614.



Seralini G-E, Mesnage R, Defarge N, Spiroux de Vendomois J. Conflicts of interests, confidentiality and censorship in health risk assessment: the example of an herbicide and a GMO. *Environmental sciences Europe*. 2014;26(1):13.

Serb C. Conflicts of interest. Research gone bad? *Hospitals & health networks*. 1998;72(15-16):76.

Serra ME. Conflict of interest: Nuances between principles and the aim. *Archivos argentinos de pediatria*. 2017;115(5):501-4.

Seshia SS, Makhinson M, Phillips DF, Young GB. Evidence-informed person-centered healthcare (part I): Do 'cognitive biases plus' at organizational levels influence quality of evidence? *Journal of Evaluation in Clinical Practice*. 2014;20(6):734-47.

Shafer SL, Dexter F. Publication bias, retrospective bias, and reproducibility of significant results in observational studies. *Anesthesia and analgesia*. 2012;114(5):931-2.

Shah JJ, Bond J. Considerations for Unblinding in Biopharmaceutical Industry Sponsored Trials. *The American journal of bioethics : AJOB*. 2018;18(10):68-70.

Shah N. Managing potential conflicts of interest in state Medicaid pharmacy and therapeutics committees: seeking harmony. *JAMA internal medicine*. 2013;173(5):344.

Shah NK. Corporate philanthropy and conflicts of interest in public health: ExxonMobil, Equatorial Guinea, and malaria. *Journal of public health policy*. 2013;34(1):121-36.

Shah RV, Albert TJ, Bruegel-Sanchez V, Vaccaro AR, Hilibrand AS, Grauer JN. Industry support and correlation to study outcome for papers published in spine. *Spine*. 2005;30(9):1099-104.

Shaheen NJ, Crosby MA, Bozyski EM, Sandler RS. Is there publication bias in the reporting of cancer risk in Barrett's esophagus? *Gastroenterology*. 2000;119(2):333-8.

Shaikh OH. Access to Medicine Versus Test Data Exclusivity: Safeguarding Flexibilities Under International Law. *Access to Medicine Versus Test Data Exclusivity: Safeguarding Flexibilities under International Law*. Munich Studies on Innovation and Competition. 42016. p. 1-256.

Shakil S, Redberg RF. Gender Disparities in Sponsorship-How They Perpetuate the Glass Ceiling. *JAMA internal medicine*. 2017;177(4):582.

Shaldon S. Conflict of interest in clinical guidelines should be avoided. *Nephrology, dialysis, transplantation : official publication of the European Dialysis and Transplant Association - European Renal Association*. 2008;23(5):1771; author reply 2.

Shaldon S. Conflict of interest. *Nephrology, dialysis, transplantation : official publication of the European Dialysis and Transplant Association - European Renal Association*. 2004;19(11):2928.

Shalev M. Institutional policy on financial conflict of interest: objectivity in research. *Lab animal*. 2003;32(4):16-7.

Shalev M. NIH revises rules of conflict of interest of grant peer reviewers. *Lab animal*. 2004;33(3):15-6.

Shalev M. NIH updates regulations on conflict of interest. *Lab animal*. 2005;34(4):18.

Sham E, Smith T. Publication bias in studies of an applied behavior-analytic intervention: an initial analysis. *Journal of applied behavior analysis*. 2014;47(3):663-78.

Shamasunder B, Bero L. Financial ties and conflicts of interest between pharmaceutical and tobacco companies. *Jama*. 2002;288(6):738-44.

Shamliyan TA, Sundarrajan R, Camper D, Middleton M, Kadambalithaya AP. Sponsorship, conflict of interest, risk of bias, and reporting of participant's flow and baseline demographic information in studies applicable to the federal law to post the results in clinicaltrials.gov. *Contemporary clinical trials communications*. 2017;5:19-25.

Shamoo AE, Cole JW. Fear of influence: conflict of interest in biomedical and genetic research. *Genewatch : a bulletin of the Committee for Responsible Genetics*. 2004;17(4):12-3.

Shamoo AE. Institutional review boards (IRBs) and conflict of interest. *Accountability in research*. 1999;7(2-4):201-12.

Shamoo AE. Role of conflict of interest in scientific objectivity: a case of a Nobel Prize work. *Accountability in research*. 1992;2(1):55-75.

Shamseer L, Moher D, Clarke M, Ghersi D, Liberati A, Petticrew M, et al. Preferred reporting items for systematic review and meta-analysis protocols (PRISMA-P) 2015: elaboration and explanation. *Bmj-British Medical Journal*. 2015;349.

Shapiro SP. Bushwhacking the ethical high road: Conflict of interest in the practice of law and real life. *Law and Social Inquiry-Journal of the American Bar Foundation*. 2003;28(1):87-268.

Shapley D. Conflict of Interest: DOD's Currie Charged with Favoritism to Rockwell. *Science (New York, NY)*. 1976;194(4264):507-47.

Shaply D. Auto pollution: research group charged with conflict of interest. *Science (New York, NY)*. 1973;181(4101):732-5.

Sharek Z, Schoen RE, Loewenstein G. Bias in the evaluation of conflict of interest policies. *The Journal of law, medicine & ethics : a journal of the American Society of Law, Medicine & Ethics*. 2012;40(2):368-82.

Sharma H, Verma S. Is positive publication bias really a bias, or an intentionally created discrimination toward negative results? *Saudi journal of anaesthesia*. 2019;13(4):352-5.

Sharp DW. What can and should be done to reduce publication bias? The perspective of an editor. *Jama*. 1990;263(10):1390-1.

- Sharp RR, Landy DC. The financing of clinical genetics research by disease advocacy organizations: A review of funding disclosures in biomedical journals. *American journal of medical genetics Part A*. 2010;152A(12):3051-6.
- Sharp RR, Yarborough M. Currents in contemporary ethics. *Journal of Law Medicine & Ethics*. 2006;34(2):460-4.
- Sharpe VA. Science, bioethics, and the public interest: On the need for transparency. *Hastings Center Report*. 2002;32(3):23-6.
- Sharpe VA. Sea change on financial conflicts of interest in health care? *The Hastings Center report*. 2009;39(3):9-10.
- Shatenstein S. ILSI and the tobacco industry connection. *Addiction*. 2001;96(10):1509-10.
- Shaw BW, Jr. Conflict of interest in the procurement of organs from cadavers following withdrawal of life support. *Kennedy Institute of Ethics journal*. 1993;3(2):179-87.
- Shaw DM. A piece of my mind. Beyond conflicts of interest: disclosing medical biases. *Jama*. 2014;312(7):697-8.
- Shaw L. A misunderstood specialty: a survey of physicians in the pharmaceutical industry. *Journal of clinical pharmacology*. 1991;31(5):419-22.
- Shawwa K, Kallas R, Koujanian S, Agarwal A, Neumann I, Alexander P, et al. Requirements of Clinical Journals for Authors' Disclosure of Financial and Non-Financial Conflicts of Interest: A Cross Sectional Study. *Plos One*. 2016;11(3).
- Shawwa K, Kallas R, Koujanian S, Agarwal A, Neumann I, Alexander P, et al. Requirements of Clinical Journals for Authors' Disclosure of Financial and Non-Financial Conflicts of Interest: A Cross Sectional Study. *PloS one*. 2016;11(3):e0152301.
- Shea BJ, Bouter LM, Peterson J, Boers M, Andersson N, Ortiz Z, et al. External Validation of a Measurement Tool to Assess Systematic Reviews (AMSTAR). *Plos One*. 2007;2(12).
- Shea BJ, Reeves BC, Wells G, Thuku M, Hamel C, Moran J, et al. AMSTAR 2: a critical appraisal tool for systematic reviews that include randomised or non-randomised studies of healthcare interventions, or both. *Bmj-British Medical Journal*. 2017;358.
- Shear SL. Publication bias in pharmaceutical industry-sponsored research. *Journal of the American Academy of Dermatology*. 1993;28(6):1024.
- Sheehan JG. Fraud, conflict of interest, and other enforcement issues in clinical research. *Cleveland Clinic journal of medicine*. 2007;74 Suppl 2:S63-7; discussion S8-9.
- Sheidler V, von Talge J. Drug company sponsorship: blessing or bias? *ONS news*. 1993;8(4):5.
- Shekelle P. Pharmaceutical company-sponsored drug trials: what are we to believe? *Journal of clinical epidemiology*. 2010;63(2):126-7.

- Sheldon CT, Ferris LE. A CASE FOR A CHARTER OF PARTICIPANT RIGHTS IN PRE-MARKET DRUG TRIALS: THE NEXT EVOLUTION. *Medicine and Law*. 2010;29(2):239-61.
- Sheldon T. Patient groups must reveal corporate sponsorship, urges campaign group. *BMJ (Clinical research ed)*. 2010;341:c4459.
- Shelley JH. Relationships between physicians and the pharmaceutical industry: London Royal College of Physicians 1986. *British journal of clinical pharmacology*. 1987;23(3):257-8.
- Shen L-J, Chou H, Huang C-F, Chou G-M, Chan WK, Wu F-LL. Economic benefits of sponsored clinical trials on pharmaceutical expenditures at a medical center in Taiwan. *Contemporary clinical trials*. 2011;32(4):485-91.
- Sherry DD. Medical expert testimony as conflict of interest regarding the onset of rheumatoid arthritis following trauma. *Open access rheumatology : research and reviews*. 2016;8:119-21.
- Shi L, Lin L. The trim-and-fill method for publication bias: practical guidelines and recommendations based on a large database of meta-analyses. *Medicine*. 2019;98(23):e15987.
- Shichinohe H. (2)New Concept of Conflict of Interest. *No shinkei geka Neurological surgery*. 2019;47(3):367-73.
- Shields KE, Lyerly AD. Exclusion of pregnant women from industry-sponsored clinical trials. *Obstetrics and gynecology*. 2013;122(5):1077-81.
- Shields L. In whose interest?: comment on "Toward a sociology of conflict of interest in medical research" by Sarah Winch and Michael Sinnott. *Journal of bioethical inquiry*. 2012;9(2):219-20.
- Shields PG. Publication bias is a scientific problem with adverse ethical outcomes: the case for a section for null results. *Cancer epidemiology, biomarkers & prevention : a publication of the American Association for Cancer Research, cosponsored by the American Society of Preventive Oncology*. 2000;9(8):771-2.
- Shih WJ, Quan H. Planning and analysis of repeated measures at key time-points in clinical trials sponsored by pharmaceutical companies. *Statistics in medicine*. 1999;18(8):961-73.
- Shikata S, Nakayama T, Yamagishi H. Quality of surgical randomized controlled trials for acute cholecystitis: assessment based on CONSORT and additional check items. *Journal of Hepato-Biliary-Pancreatic Surgery*. 2008;15(3):297-303.
- Shimazawa R, Ikeda M. Conflicts of interest in psychiatry: Strategies to cultivate literacy in daily practice. *Psychiatry and Clinical Neurosciences*. 2014;68(7):489-97.
- Shimizu H. Disclosure and Submission of Potential Conflicts of Interest For the Japanese Society For Virology. *Uirusu*. 2015;65(1):119-26.
- Shimm DS, Spece RG, Jr. Conflict of interest and informed consent in industry-sponsored clinical trials. *The Journal of legal medicine*. 1991;12(4):477-513.

- Shinkman R. Consolidation trend increases odds for conflicts of interest. *Modern healthcare*. 1998;28(3):30, 2.
- Shnier A, Lexchin J, Mintzes B, Jutel A, Holloway K. Too few, too weak: conflict of interest policies at Canadian medical schools. *PloS one*. 2013;8(7):e68633.
- Shnier A, Lexchin J, Romero M, Brown K. Reporting of financial conflicts of interest in clinical practice guidelines: a case study analysis of guidelines from the Canadian Medical Association Infobase. *BMC health services research*. 2016;16(a):383.
- Shnier A, Lexchin J, Romero M, Brown K. Reporting of financial conflicts of interest in clinical practice guidelines: a case study analysis of guidelines from the Canadian Medical Association Infobase. *Bmc Health Services Research*. 2016;16.
- Shoenfeld Y, Israeli E. Conflict of interests in medicine, research and publication. *Harefuah*. 2018;157(3):197-9.
- Shokraneh F, Adams CE. Study-based registers of randomized controlled trials: Starting a systematic review with data extraction or meta-analysis. *Bioimpacts*. 2017;7(4):209-17.
- Shrader-Frechette K, ChoGlueck C. Pesticides, Neurodevelopmental Disagreement, and Bradford Hill's Guidelines. *Accountability in Research-Policies and Quality Assurance*. 2017;24(1):30-42.
- Shrader-Frechette K. Climate change, nuclear economics, and conflicts of interest. *Science and engineering ethics*. 2011;17(1):75-107.
- Shrader-Frechette K. Research integrity and conflicts of interest: the case of unethical research-misconduct charges filed by Edward Calabrese. *Accountability in research*. 2012;19(4):220-42.
- Shrier I. Comment on: "Publication bias, with a focus on psychiatry: causes and solutions". *CNS drugs*. 2013;27(9):773-4.
- Shulman S. Conflict of interest over Harvard drug. *Nature*. 1988;335(6193):754.
- Shulman S. Conflict of interest: fierce debate at Harvard. *Nature*. 1990;344(6262):97.
- Shuster M, Billi JE, Bossaert L, de Caen AR, Deakin CD, Eigel B, et al. Part 4: Conflict of interest management before, during, and after the 2010 International Consensus Conference on Cardiopulmonary Resuscitation and Emergency Cardiovascular Care Science with Treatment Recommendations. *Resuscitation*. 2010;81 Suppl 1:e41-7.
- Shuster S. Uninteresting conflicts of interest. *The Journal of investigative dermatology*. 2007;127(11):2668.
- Siddiqi N. Publication bias in epidemiological studies. *Central European journal of public health*. 2011;19(2):118-20.

- Siegel JE, Byron SC, Lawrence WF. Federal sponsorship of cost-effectiveness and related research in health care: 1997-2001. *Value in health : the journal of the International Society for Pharmacoeconomics and Outcomes Research*. 2005;8(3):223-36.
- Siegel M. Counteracting tobacco motor sports sponsorship as a promotional tool: is the tobacco settlement enough? *American journal of public health*. 2001;91(7):1100-6.
- Siekevitz P. NIH conflict-of-interest guidelines. *Science (New York, NY)*. 1990;247(4942):516.
- Sierles F, Brodkey A, Cleary L, McCurdy FA, Mintz M, Frank J, et al. Relationships Between Drug Company Representatives and Medical Students: Medical School Policies and Attitudes of Student Affairs Deans and Third-Year Medical Students. *Academic Psychiatry*. 2009;33(6):478-83.
- Sierles FS, Kessler KH, Mintz M, Beck G, Starr S, Lynn J, et al. Changes in Medical Students' Exposure to and Attitudes About Drug Company Interactions From 2003 to 2012: A Multi-Institutional Follow-up Survey. *Academic Medicine*. 2015;90(8):1137-46.
- Silver SM. Pharmaceutical Industry Influence on Duplicate Abstracts at National Oncology and Hematology Meetings. *Journal of oncology practice*. 2016;12(3):199-200.
- Silver-Isenstadt J. Physicians with conflicts of interest. *Health affairs (Project Hope)*. 2012;31(4):885; author reply
- Silverman GK, Loewenstein GF, Anderson BL, Ubel PA, Zinberg S, Schulkin J. Failure to discount for conflict of interest when evaluating medical literature: a randomised trial of physicians. *Journal of Medical Ethics*. 2010;36(5):265-70.
- Silversides A. Drug companies should target drug plans, rather than physicians, consultant says. *CMAJ : Canadian Medical Association journal = journal de l'Association medicale canadienne*. 2010;182(1):E21-2.
- Simes RJ. Confronting publication bias: a cohort design for meta-analysis. *Statistics in medicine*. 1987;6(1):11-29.
- Simes RJ. Publication bias: the case for an international registry of clinical trials. *Journal of clinical oncology : official journal of the American Society of Clinical Oncology*. 1986;4(10):1529-41.
- Simmons RG, Shattuck DC, Jennings VH. Conflict of Interest Addendum: Assessing the Efficacy of an App-Based Method of Family Planning: The Dot Study Protocol. *JMIR research protocols*. 2018;7(3):e9.
- Simon SD. Tackling conflicts of interest. Subjective editorials and clinical reviews require proof of objectivity. *BMJ (Clinical research ed)*. 2011;343:d5601.
- Simon SM, Meldrum H, Ndung'u E, Ledley FD. Representation of Industry in Introductory Biology Textbooks: A Missed Opportunity to Advance STEM Learning. *Cbe-Life Sciences Education*. 2018;17(4).

Simon WB. Should faculty members do psychotherapy with their students? The problem of conflict of interest. *Mental hygiene*. 1967;51(1):71-3.

Simone J. More interest in conflicts of interest. *The Lancet Oncology*. 2009;10(9):836-7.

Simonsen RJ. Conflicts of interest. *Quintessence international* (Berlin, Germany : 1985). 1996;27(9):579.

Simonsen RJ. Corporate-sponsored research contracts--an ethical minefield. *Quintessence international* (Berlin, Germany : 1985). 1996;27(7):443.

Simonsohn U, Nelson LD, Simmons JP. p-Curve and Effect Size: Correcting for Publication Bias Using Only Significant Results. *Perspectives on psychological science : a journal of the Association for Psychological Science*. 2014;9(6):666-81.

Simonsohn U. It Does Not Follow: Evaluating the One-Off Publication Bias Critiques by Francis (2012a, 2012b, 2012c, 2012d, 2012e, in press). *Perspectives on psychological science : a journal of the Association for Psychological Science*. 2012;7(6):597-9.

Simundic A-M. Biochemia Medica introduces the revised policy on statement of conflict of Interest. *Biochemia medica*. 2011;21(2):104-5.

Simundic A-M. News at Biochemia Medica: research integrity corner, updated guidelines to authors, revised author statement form and adopted ICMJE Conflict-of-Interest Form. *Biochemia medica*. 2013;23(1):5-6.

Sindelar J, Falba T. Securitization of tobacco settlement payments to reduce states' conflict of interest. *Health affairs (Project Hope)*. 2004;23(5):188-93.

Singer S, Li DG, Mostaghimi A. Conflicts of Interest in Dermatology Patient Advocacy Organizations-Reply. *JAMA dermatology*. 2019.

Singh AD. Failure to Disclose Conflicts of Interest. *JAMA ophthalmology*. 2016;134(9):1074-5.

Singh JP, Grann M, Fazel S. Authorship Bias in Violence Risk Assessment? A Systematic Review and Meta-Analysis. *Plos One*. 2013;8(9).

Singh S, Khosla S. Suboptimal choice of methodology for meta-analysis and publication bias assessment. *The American journal of cardiology*. 2015;115(12):1782-3.

Sinha MS, Curfman GD, Carrier MA. Antitrust, Market Exclusivity, and Transparency in the Pharmaceutical Industry. *Jama*. 2018;319(22):2271-2.

Sinha S, Yoon G, Shin W, Biernaskie JA, Nickerson D, Gabriel VA. Burn clinical trials: A systematic review of registration and publications. *Burns*. 2018;44(2):263-71.

Sinno H, Izadpanah A, Izadpanah A, Gilardino MS. Publication bias in abstracts presented to the annual scientific meeting of the American Society of Plastic Surgeons. *Plastic and reconstructive surgery*. 2011;128(2):106e-8e.

Sinyor M, Schaffer A, Smart KA, Levitt AJ, Lanctot KL, Gryzman NH. Sponsorship, antidepressant dose, and outcome in major depressive disorder: meta-analysis of randomized controlled trials. *The Journal of clinical psychiatry*. 2012;73(2):e277-87.

Sippl-Swezey N, Enanoria WT, Porco TC. Conflicts of interest during contact investigations: a game-theoretic analysis. *Computational and mathematical methods in medicine*. 2014;2014:952381.

Siris ES, Burrell CD. In search of funding: the clinical investigator and the drug company; Commentary: why researchers need not be demoralized. *Irb*. 1983;5(6):1-5.

Sismondo S, Doucet M. PUBLICATION ETHICS AND THE GHOST MANAGEMENT OF MEDICAL PUBLICATION. *Bioethics*. 2010;24(6):273-83.

Sismondo S. Bourdieu's Rationalist Science of Science: Some Promises and Limitations. *Cultural Sociology*. 2011;5(1):83-97.

Sismondo S. Ghost management: How much of the medical literature is shaped behind the scenes by the pharmaceutical industry? *Plos Medicine*. 2007;4(9):1429-33.

Sismondo S. Ghosts in the Machine: Publication Planning in the Medical Sciences. *Social Studies of Science*. 2009;39(2):171-98.

Sismondo S. Ghosts in the Machine: Reply to McHenry (2009). *Social Studies of Science*. 2009;39(6):949-52.

Sismondo S. How pharmaceutical industry funding affects trial outcomes: causal structures and responses. *Social science & medicine* (1982). 2008;66(9):1909-14.

Sismondo S. How pharmaceutical industry funding affects trial outcomes: Causal structures and responses. *Social Science & Medicine*. 2008;66(9):1909-14.

Sismondo S. Key Opinion Leaders and the Corruption of Medical Knowledge: What the Sunshine Act Will and Won't Cast Light On. *Journal of Law Medicine & Ethics*. 2013;41(3):635-43.

Sismondo S. Medical publishing and the drug industry: is medical science for sale? *Learned Publishing*. 2012;25(1):7-15.

Sismondo S. Pharmaceutical company funding and its consequences: A qualitative systematic review. *Contemporary Clinical Trials*. 2008;29(2):109-13.

Sismondo S. The production and distribution of pharmaceutical clinical trial knowledge Case studies in the political economy of scientific knowledge. In: Kanjirakkat JM, McOuat G, Sarukkai S, editors. *Science and Narratives of Nature: East and West*. Science and Technology Studies. 2015. p. 305-24.

Sister Patricia AE, Morris TH. Developing sponsorship competencies. A Maryland-based system prepares itself for public juridic person status. *Health progress* (Saint Louis, Mo). 2005;86(3):60-3.



Sister Teresa S. New resource aids discernment of the critical relationships in sponsorship. *Health progress (Saint Louis, Mo)*. 2006;87(6):6-7.

Sivakumaran M. Conflicts of interest: honours or honoraria. *Lancet (London, England)*. 2003;362(9387):922.

Siwek J. AFP's conflict of interest policy: disclosure is not enough. *American family physician*. 2014;89(3):161-7.

Siwek J. Tackling conflicts of interest. *American Family Physician has prohibited using editorialists with industry ties for over 20 years*. *BMJ (Clinical research ed)*. 2011;343:d5651.

Skolaut MW. HOSPITAL PHARMACY'S RESPONSIBILITIES TO SPONSORS OF INVESTIGATIONAL DRUGS. *Hospital topics*. 1965;43:91-5.

Skolnick A. FDA issues draft 'concept paper' on drug company funding of CME. *Jama*. 1991;266(21):2947-8.

Skolnik N. Don't restrict funding from drug companies for doctors' education. *BMJ (Clinical research ed)*. 2013;347:f6452.

Slagle E, Sinacore J, Brubaker L. Conflict of interest disclosure in obstetrics & gynecology. *Obstetrics and gynecology*. 2011;118(5):1108-10.

Slama R, Cyrus J, Herbarth O, Wichmann HE, Heinrich J. A further plea for rigorous science and explicit disclosure of potential conflicts of interest. *Archives of toxicology*. 2009;83(4):293-5.

Slama TG. Cure unwanted? Exploring the chronic Lyme disease controversy and why conflicts of interest in practice guidelines may be guiding us down the wrong path. *American journal of law & medicine*. 2012;38(4):742-4; author reply 5-7.

Slaughter S, Feldman MP, Thomas SL. U.S. research universities' institutional conflict of interest policies. *Journal of empirical research on human research ethics : JERHRE*. 2009;4(3):3-20.

Slaughter S, Thomas SL, Johnson DR, Barringer SN. Institutional Conflict of Interest: The Role of Interlocking Directorates in the Scientific Relationships Between Universities and the Corporate Sector. *Journal of Higher Education*. 2014;85(1):1-35.

Sloane T. A fall from grace. Cleveland clinic's ethical lapses put spotlight on healthcare conflicts of interest. *Modern healthcare*. 2006;36(2):20.

Sloane T. Generation next: a hope for ethics? In era of conflicts of interest, signs of progress center on impressionable youth. *Modern healthcare*. 2008;38(18):23.

Slordal L, Eggen AE, Rygnestad T. Conflicts of interest--an evidence-based approach. *Tidsskrift for den Norske laegeforening : tidsskrift for praktisk medicin, ny raekke*. 2012;132(11):1358-60.

Slordal L, Spigset O. Conflicts of interest and research paradigms. *Tidsskrift for den Norske laegeforening : tidsskrift for praktisk medicin, ny raekke*. 2014;134(3):272.

Sluzki CE. Drug-company influence on medical education in the U.S.A. *The American journal of orthopsychiatry*. 2001;71(2):148-9.

Smail-Faugeron V, Esposito M. Should all clinical trials of oral health be registered? *European Journal of Oral Implantology*. 2014;7(4):327-8.

Smed M, Getz KA. Unfulfilled translation opportunities in industry sponsored clinical trials. *Contemporary clinical trials*. 2013;35(1):80-6.

Smieliauskas F. Conflicts of Interest in Medical Technology Markets: Evidence from Orthopedic Surgery. *Health economics*. 2016;25(6):723-39.

Smilowitz NR, Ferguson JJ, Weisz G. Controversies surrounding authorship of manuscripts by industry employees: academic and industry perspectives. *Eurointervention*. 2018;13(16):1967-74.

Smith B. Demystifying Who and What Sponsorship Is. *Health progress (Saint Louis, Mo)*. 2017;98(3):9-11.

Smith E, Potvin M-J, Williams-Jones B. Accessibility and transparency of editor conflicts of interest policy instruments in medical journals. *Journal of medical ethics*. 2012;38(11):679-84.

Smith E. A Theoretical Foundation for the Ethical Distribution of Authorship in Multidisciplinary Publications. *Kennedy Institute of Ethics Journal*. 2017;27(3):371-411.

Smith E. Toward a postmodernist view of conflict of interest : comment on "Toward a sociology of conflict of interest in medical research" by Sarah Winch and Michael Sinnott. *Journal of bioethical inquiry*. 2012;9(2):223-4.

Smith EA. 'It's interesting how few people die from smoking': Tobacco industry efforts to minimize risk and discredit health promotion. *European Journal of Public Health*. 2007;17(2):162-70.

Smith GB, Prytherch DR, Schmidt PE, Featherstone PI, Meredith P. Bedside electronic capture and conflicts of interest. *Critical care and resuscitation : journal of the Australasian Academy of Critical Care Medicine*. 2012;14(1):92-4; author reply 4.

Smith GP. For richer, for poorer, in sickness and in health: The entanglement of science and marketing. *Australian and New Zealand Journal of Psychiatry*. 2012;46(6):498-500.

Smith GP. To see, or not to see, that is the question: can public disclosure really improve transparency between medicine and the pharmaceutical industry? *Australasian psychiatry : bulletin of Royal Australian and New Zealand College of Psychiatrists*. 2014;22(3):281-4.

Smith GP. To see, or not to see, that is the question: can public disclosure really improve transparency between medicine and the pharmaceutical industry? *Australasian Psychiatry*. 2014;22(3):281-4.

Smith M. Physicians and the pharmaceutical industry--'dualities of interest'. *Internal medicine journal*. 2006;36(6):401; discussion -2.

- Smith PA. Sponsorship. *British dental journal*. 1990;168(4):137.
- Smith R, Gotzsche PC. Public access to data at drug agencies 2013. 137-50 p.
- Smith R, Gotzsche PC. What do thousands of doctors on industry payroll do? 2013. 74-86 p.
- Smith R. Beyond conflict of interest - Transparency is the key. *Bmj-British Medical Journal*. 1998;317(7154):291-2.
- Smith R. Beyond conflict of interest. Transparency is the key. *BMJ (Clinical research ed)*. 1998;317(7154):291-2.
- Smith R. Conflict of interest and the BMJ. *BMJ (Clinical research ed)*. 1994;308(6920):4-5.
- Smith R. Conflict of interest in clinical research: opprobrium or obsession? *Lancet (London, England)*. 1997;349(9066):1703.
- Smith R. Conflicts of interest. *Clinical medicine (London, England)*. 2001;1(5):419-20.
- Smith R. Conflicts of interest: how money clouds objectivity. *Journal of the Royal Society of Medicine*. 2006;99(6):292-7.
- Smith R. Journals fail to adhere to guidelines on conflicts of interest. *BMJ (Clinical research ed)*. 2001;323(7314):651.
- Smith R. Making progress with competing interests - Still some way to go. *Bmj-British Medical Journal*. 2002;325(7377):1375-6.
- Smith R. Medical journals are an extension of the marketing arm of pharmaceutical companies. *Plos Medicine*. 2005;2(5):364-6.
- Smith R. Some words on conflict of interest. *BMJ (Clinical research ed)*. 2001;323(7318):934.
- Smith R. Tackling conflicts of interest. Two reasons to be cautious when considering bans on industry ties. *BMJ (Clinical research ed)*. 2011;343:d5606.
- Smith RL. Re. Sponsorship by Big Oil, like the tobacco industry, should be banned by the research community - letter 3. *Epidemiology (Cambridge, Mass)*. 2019.
- Smith RL. Re: Sponsorship by Big Oil, Like the Tobacco Industry, Should Be Banned by the Research Community-Letter 3. *Epidemiology (Cambridge, Mass)*. 2020;31(1):e2-e3.
- Smith SM, Wang AT, Pereira A, Chang RD, McKeown A, Greene K, et al. Discrepancies between registered and published primary outcome specifications in analgesic trials: ACTION systematic review and recommendations. *Pain*. 2013;154(12):2769-74.
- Smulders YM, Thijs A. The influence of the pharmaceutical industry on treatment guidelines. *Nederlands tijdschrift voor geneeskunde*. 2007;151(44):2429-31.
- Smulders YM. A two-step manuscript submission process can reduce publication bias. *Journal of clinical epidemiology*. 2013;66(9):946-7.

Sneyd JR. Conflicts of interest: are they a problem for anaesthesia journals? What should we do about them? *British Journal of Anaesthesia*. 2000;85(6):811-4.

Sniderman AD, Furberg CD. Pluralism of viewpoints as the antidote to intellectual conflict of interest in guidelines. *Journal of clinical epidemiology*. 2012;65(7):705-7.

Snowdon C, Elbourne DR, Garcia J, Campbell MK, Entwistle VA, Francis D, et al. Financial considerations in the conduct of multi-centre randomised controlled trials: evidence from a qualitative study. *Trials*. 2006;7.

Snyder GP, Ferretti EB, Wenger NK, Strobeck JE, Silver MA, Sowers JR, et al. Accountability and transparency in medical publishing: position and policies of the American Heart Association on authorship, acknowledgments, conflicts of interest, and secondary and redundant publication. *The American heart hospital journal*. 2008;6(1):5-8.

Snyder PJ, Mayes LC, Spencer DD. Science and the Media: Delgado's Brave Bulls and the Ethics of Scientific Disclosure 2009.

Snyder PJ, Papp KV, Bartkowiak J, Jackson CE, Doody RS. Commentary on "a roadmap for the prevention of dementia II. Leon Thal Symposium 2008." Recruitment of participants for Alzheimer's disease clinical trials: the role of trust in caregivers, clinical researchers, regulatory authorities, and industry sponsors. *Alzheimer's & dementia : the journal of the Alzheimer's Association*. 2009;5(2):122-4.

So D, Joly Y, Knoppers BM. Clinical trial transparency and orphan drug development: recent trends in data sharing by the pharmaceutical industry. *Public health genomics*. 2013;16(6):322-35.

Soares MJ, Muller MJ, Boeing H, Maffei C, Misra A, Muscogiuri G, et al. Conflict of interest in nutrition research: an editorial perspective. *European journal of clinical nutrition*. 2019;73(9):1213-5.

Sobel BE. HEART Group notification regarding 'Management of Potential Conflict of Interest'. *Coronary artery disease*. 2001;12(6):525-6.

Sobel R. A conflict of interest "revisited": the use of stereotypes. *Annals of internal medicine*. 1994;120(10):893; author reply 4.

Sobrino-Cossio S. About conflicts of interest or mea maxima culpa. *Revista de gastroenterologia de Mexico*. 2012;77(2):51-2.

Sociedad Espanola de Anestesiologia y R. Disclosure of conflict of interest: policy of the Sociedad Espanola de Anestesiologia, Reanimacion y Terapeutica del Dolor. *Revista espanola de anestesiologia y reanimacion*. 2011;58(2):119-20.

Sociedades Medicas-Cientificas miembros de la Asociacion de Sociedades Cientificas-Medicas de C. Recommendations to avoid conflicts of interest. *Revista medica de Chile*. 2005;133(5):607-8.

Society of Obstetricians and Gynaecologists of C. Conflict of Interest. *Journal of obstetrics and gynaecology Canada : JOGC = Journal d'obstetrique et gynecologie du Canada : JOGC.* 2009;31(7):664-5.

Soeken KL, Sripusanapan A. Assessing publication bias in meta-analysis. *Nursing research.* 2003;52(1):57-60.

Sofaer N, Eyal N. The Diverse Ethics of Translational Research. *American Journal of Bioethics.* 2010;10(8):19-30.

Soldin OP, Brent GA, Kloos RT. Publication of industry-sponsored medical research: guidelines from the Consortium of Laboratory Medicine Journal Editors. *Thyroid : official journal of the American Thyroid Association.* 2011;21(7):693.

Sollitto S, Hoffman S, Mehlman M, Lederman RJ, Youngner SJ, Lederman MM. Intrinsic conflicts of interest in clinical research: a need for disclosure. *Kennedy Institute of Ethics journal.* 2003;13(2):83-91.

Sollitto S, Youngner S, Lederman MM. Nonfinancial conflicts of interest in research. *The New England journal of medicine.* 2002;347(26):2173.

Solomon AC, Hoag SG, Kloesel WA. A community pharmacist-sponsored diabetes detection program. *Journal of the American Pharmaceutical Association.* 1977;17(3):161-3.

Solomon AJ, Klein EP, Corboy JR, Bernat JL. Patient perspectives on physician conflict of interest in industry-sponsored clinical trials for multiple sclerosis therapeutics. *Multiple sclerosis (Houndmills, Basingstoke, England).* 2015;21(12):1593-9.

Solomon P, Hutton J. Meta-analysis, overviews and publication bias. *Statistical methods in medical research.* 2001;10(4):245-50.

Solomon P. Pharmaceutical company-sponsored promotions. *Family medicine.* 1990;22(6):418.

Solyom AE. Ethical challenges to the integrity of physicians: financial conflicts of interest in clinical research. *Accountability in research.* 2004;11(2):119-39.

Somberg J. The conflict of interest charade. *American journal of therapeutics.* 2013;20(6):591.

Son C, Tavakoli S, Bartanusz V. No publication bias in industry funded clinical trials of degenerative diseases of the spine. *Journal of clinical neuroscience : official journal of the Neurosurgical Society of Australasia.* 2016;25:58-61.

Son C, Tavakoli S, Bartanusz V. No publication bias in industry funded clinical trials of degenerative diseases of the spine. *Journal of Clinical Neuroscience.* 2016;25:58-61.

Song DH, Glasberg S. Discussion: Financial conflicts of interest in plastic surgery: background, potential for bias, disclosure, and transparency. *Plastic and reconstructive surgery.* 2015;135(4):1160-2.

- Song DH, Glasberg SB. Reply: Financial conflict of interests in plastic surgery: background, potential for bias, disclosure, and transparency. *Plastic and reconstructive surgery*. 2015;135(6):1070e.
- Song F, Eastwood A, Gilbody S, Duley L. The role of electronic journals in reducing publication bias. *Medical informatics and the Internet in medicine*. 1999;24(3):223-9.
- Song F, Gilbody S. Bias in meta-analysis detected by a simple, graphical test. Increase in studies of publication bias coincided with increasing use of meta-analysis. *BMJ (Clinical research ed)*. 1998;316(7129):471.
- Song F, Khan KS, Dinnes J, Sutton AJ. Asymmetric funnel plots and publication bias in meta-analyses of diagnostic accuracy. *International journal of epidemiology*. 2002;31(1):88-95.
- Song F, Parekh S, Hooper L, Loke YK, Ryder J, Sutton AJ, et al. Dissemination and publication of research findings: an updated review of related biases. *Health Technology Assessment*. 2010;14(8):1-+.
- Song F, Parekh-Bhurke S, Hooper L, Loke YK, Ryder JJ, Sutton AJ, et al. Extent of publication bias in different categories of research cohorts: a meta-analysis of empirical studies. *BMC medical research methodology*. 2009;9:79.
- Song F. Review of publication bias in studies on publication bias: studies on publication bias are probably susceptible to the bias they study. *BMJ (Clinical research ed)*. 2005;331(7517):637-8.
- Song FJ, Parekh-Bhurke S, Hooper L, Loke YK, Ryder JJ, Sutton AJ, et al. Extent of publication bias in different categories of research cohorts: a meta-analysis of empirical studies. *Bmc Medical Research Methodology*. 2009;9.
- Song SY, Koo DH, Jung SY, Kang W, Kim EY. The significance of the trial outcome was associated with publication rate and time to publication. *Journal of Clinical Epidemiology*. 2017;84:78-84.
- Sontag DN. What is wrong with "ethics for sale"? An analysis of the many issues that complicate the debate about conflicts of interests in bioethics. *The Journal of law, medicine & ethics : a journal of the American Society of Law, Medicine & Ethics*. 2007;35(1):175-86.
- Sood A, Knudsen K, Sood R, Wahner-Roedler DL, Barnes SA, Bardia A, et al. Publication bias for CAM trials in the highest impact factor medicine journals is partly due to geographical bias. *Journal of clinical epidemiology*. 2007;60(11):1123-6.
- Soofi H, van Leeuwen E. Within and beyond the communal turn to informed consent in industry-sponsored pharmacogenetics research: merits and challenges of community advisory boards. *Journal of community genetics*. 2016;7(4):261-70.
- Soong A, Navas-Acien A, Pang Y, Lopez MJ, Garcia-Esquinas E, Stillman FA. A Cross-Sectional Study of Tobacco Advertising, Promotion, and Sponsorship in Airports across Europe and the United States. *International journal of environmental research and public health*. 2016;13(10).

Soreide K, Ringdal KG, Lossius HM. Submission policy, peer-review and editorial board members: interesting conflicts and conflicts of interest. *Scandinavian journal of trauma, resuscitation and emergency medicine*. 2010;18:56.

Sorell T. Should industry sponsor research? Tobacco company sponsorship discredits medical but not all research. *BMJ (Clinical research ed)*. 1998;317(7154):334.

Sosa B, Fontans-Alvarez E, Romero D, Aline D, Achkar M. Analysis of scientific production on glyphosate: An example of politicization of science. *Science of the Total Environment*. 2019;681:541-50.

Soskolne CL, Advani S, Sass J, Bero LA, Ruff K. Response to Acquavella J, conflict of interest: a hazard for epidemiology. *Annals of Epidemiology*. 2019;36:62-3.

Sotelo J. Regulation of clinical research sponsored by pharmaceutical companies: a proposal. *PLoS medicine*. 2006;3(7):e306.

Soto Subiabre M. Conflict of interest disclosure as a tool to improve the reliability of research. *Revista medica de Chile*. 2016;144(8):1067-72.

Southgate MT. Conflict of interest and the peer review process. *Jama*. 1987;258(10):1375.

Souza JP, Pileggi C, Cecatti JG. Assessment of funnel plot asymmetry and publication bias in reproductive health meta-analyses: an analytic survey. *Reproductive health*. 2007;4:3.

Sox HC. Conflict of Interest in Practice Guidelines Panels. *Jama*. 2017;317(17):1739-40.

Sox HC. Managing Conflicts of Interest in Practice Guidelines Panels-Reply. *Jama*. 2017;318(9):868.

Sox HC. Seeding trials: Just say "No". *Annals of Internal Medicine*. 2008;149(4):279-+.

Spahn DR. Reporting potential conflicts of interest. *Brazilian journal of anesthesiology (Elsevier)*. 2016;66(2):222-3.

Spahn DR. Reporting potential conflicts of interest. *Revista brasileira de anesthesiologia*. 2016;66(2):222-3.

Sparacino ML. Alternative models of residency sponsorship. *Family medicine*. 1997;29(9):612-3.

Sparvoli F, Cominelli E. Seed Biofortification and Phytic Acid Reduction: A Conflict of Interest for the Plant? *Plants (Basel, Switzerland)*. 2015;4(4):728-55.

Spece R, Yokum D, Okoro A-G, Robertson C. AN EMPIRICAL METHOD FOR MATERIALITY: WOULD CONFLICT OF INTEREST DISCLOSURES CHANGE PATIENT DECISIONS? *American journal of law & medicine*. 2014;40(4):253-74.

Spece RG, Jr. Conflicts of interest affecting those who participate in staff privileges matters. HEC forum : an interdisciplinary journal on hospitals' ethical and legal issues. 2003;15(2):188-227.

Spece RG, Jr. Direct and enhanced disclosure of researcher financial conflicts of interest: the role of trust. Health matrix (Cleveland, Ohio : 1991). 2013;23(2):409-24.

Speers RD. Conflict of interest: is science for sale? Ontario dentist. 1998;75(5):18-20.

Spelsberg A, Martiny A, Schoenhofer PS, Working Group on Health of Transparency International GC. Is disclosure of potential conflicts of interest in medicine and public health sufficient to increase transparency and decrease corruption? Journal of epidemiology and community health. 2009;63(8):603-5.

Spelsberg A, Prugger C, Doshi P, Ostrowski K, Witte T, Husgen D, et al. Contribution of industry funded post-marketing studies to drug safety: survey of notifications submitted to regulatory agencies. Bmj-British Medical Journal. 2017;356.

Spence JC. The paradox of statistical power and publication bias. Health psychology : official journal of the Division of Health Psychology, American Psychological Association. 2001;20(5):393.

Sperryn PN. Sports sponsorship by cigarette manufacturers. Lancet (London, England). 1978;2(8101):1200.

Spevick J. Financial conflicts of interest in biomedical research. The virtual mentor : VM. 2003;5(7).

Spiegel R, Opic P, Semmlack S, Tschudin-Sutter S, Sutter R. Tackling submission and publication bias. BMJ (Clinical research ed). 2017;358:j3436.

Spielman B. Conflicts of interest in research ethics consultation: where to go from here? The American journal of bioethics : AJOB. 2008;8(3):17-8; discussion W4-6.

Spielman B. Conflicts of interest. The Hastings Center report. 2003;33(6):6; author reply

Spielman GI, Kirsch I. Drug Approval and Drug Effectiveness. In: Cannon TD, Widiger T, editors. Annual Review of Clinical Psychology, Vol 10. Annual Review of Clinical Psychology. 102014. p. 741-66.

Spielman GI, Parry PI. From Evidence-based Medicine to Marketing-based Medicine: Evidence from Internal Industry Documents. Journal of Bioethical Inquiry. 2010;7(1):13-29.

Spike J. Extend the Reach of Institutional Review Boards First, Then Strengthen Their Depth. American Journal of Bioethics. 2008;8(11):11-2.

Spilker B. Career opportunities for physicians in the pharmaceutical industry. Journal of clinical pharmacology. 1989;29(12):1069-76.



Spiro M. Genentech, Inc, and symposium sponsorship. *Annals of emergency medicine*. 1989;18(8):908-9.

Spivey JD, Lee JGL, Smallwood SW. Tobacco Policies and Alcohol Sponsorship at Lesbian, Gay, Bisexual, and Transgender Pride Festivals: Time for Intervention. *American journal of public health*. 2018;108(2):187-8.

Sponsorship and Publication Information. *The Hastings Center report*. 2016;46 Suppl 1:outsidebackcover.

Sponsorship of dental stations in leper colonies. *Niedersächsisches Zahnärzteblatt*. 1982;17(12):569.

Sponsorship, authorship and accountability. *The New Zealand medical journal*. 2001;114(1145):558-9.

Spurgeon D. Canadian drug companies fund universities. *Nature*. 1993;363(6429):484.

Squires BP. Medical journals and conflicts of interest. *CMAJ : Canadian Medical Association journal = journal de l'Association medicale canadienne*. 1991;145(11):1439-40.

Squires BP. Physicians and the pharmaceutical industry. *CMAJ : Canadian Medical Association journal = journal de l'Association medicale canadienne*. 1993;149(10):1391-2.

Squitieri L, Petruska E, Chung KC. Publication bias in Kienbock's disease: systematic review. *The Journal of hand surgery*. 2010;35(3):359-67.e5.

Sreeharan N. Research wastage: industry versus academic sponsorship. *BMJ (Clinical research ed)*. 2019;364:1802.

Sridharan K, Sivaramakrishnan G. Tranexamic acid in total hip arthroplasty: A recursive cumulative meta-analysis of randomized controlled trials and assessment of publication bias. *Journal of orthopaedics*. 2017;14(3):323-8.

Sridharan L, Greenland P. Editorial policies and publication bias: the importance of negative studies. *Archives of internal medicine*. 2009;169(11):1022-3.

Staatjes VE, Klukowska AM, Sorba EL, Schroder ML. Conflicts of interest in randomized controlled trials reported in neurosurgical journals. *Journal of neurosurgery*. 2019:1-10.

Staff PO. Correction: Perceived conflict of interest in health science partnerships. *PloS one*. 2018;13(8):e0202392.

Stain SC, Schwarz E, Shaddock PP, Shah PC, Ross SB, Hori Y, et al. A comprehensive process for disclosing and managing conflicts of interest on perceived bias at the SAGES annual meeting. *Surgical endoscopy*. 2015;29(6):1334-40.

Stain SC, Schwarz E, Shaddock PP, Shah PC, Ross SB, Hori Y, et al. A comprehensive process for identifying and managing conflicts of interest reduced perceived bias at a specialty society

annual meeting. *The Journal of continuing education in the health professions*. 2015;35 Suppl 1:S33-5.

Stainforth G. Student sponsorship. Staffing problem? Grow your own. *The Health service journal*. 1987;97(5038):216.

Stainton SM, Thabit AK, Kuti JL, Aslanzadeh J, Nicolau DP. Prevalence, patient characteristics and outcomes of a novel piperacillin/tazobactam-resistant, pan-beta-lactam-susceptible phenotype in Enterobacteriaceae: implications for selective reporting. *Clinical microbiology and infection : the official publication of the European Society of Clinical Microbiology and Infectious Diseases*. 2017;23(8):581-2.

Stamatakis E, Weiler R, Ioannidis JPA. Undue industry influences that distort healthcare research, strategy, expenditure and practice: a review. *European Journal of Clinical Investigation*. 2013;43(5):469-75.

Standaert CJ, Schofferman JA, Herring SA. Expert opinion and controversies in musculoskeletal and sports medicine: conflict of interest. *Archives of physical medicine and rehabilitation*. 2009;90(10):1647-51.

Stanley TD, Doucouliagos H, Ioannidis JPA. Finding the power to reduce publication bias. *Statistics in medicine*. 2017;36(10):1580-98.

Stanton R. Drug company payments: Put declaration in abstracts. *BMJ (Clinical research ed)*. 2008;336(7640):345.

Starr AJ, Borer DS, Reinert CM. Conflict of interest, bias, and objectivity in research articles. *The Journal of bone and joint surgery American volume*. 2001;83(9):1429-31.

Staskin DR. Conflict of interest--who benefits? *Neurourology and urodynamics*. 2012;31(8):1221-2.

State funding and data disclosure. *Lancet (London, England)*. 1999;353(9158):1027.

State Society Meetings and Compliance With CME Sponsorship Rules: ASCO Can Help. *Journal of oncology practice*. 2007;3(2):90-1.

Stead WW. The Complex and Multifaceted Aspects of Conflicts of Interest. *Jama*. 2017;317(17):1765-7.

Steel D. If the Facts Were Not Untruths, Their Implications Were: Sponsorship Bias and Misleading Communication. *Kennedy Institute of Ethics Journal*. 2018;28(2):119-44.

Steele S, Ruskin G, McKee M, Stuckler D. "Always read the small print": a case study of commercial research funding, disclosure and agreements with Coca-Cola. *Journal of public health policy*. 2019;40(3):273-85.

Steen G. Misinformation in the medical literature: What role do error and fraud play? *Journal of Medical Ethics*. 2011;37(8):498-503.

Steffee CH, Morrell RM, Wasilauskas BL. Clinical use of rifampicin during routine reporting of rifampicin susceptibilities: a lesson in selective reporting of antimicrobial susceptibility data. *The Journal of antimicrobial chemotherapy*. 1997;40(4):595-8.

Stein CM. Publishing work sponsored by the tobacco industry. *Clinical pharmacology and therapeutics*. 2004;76(6):517-8.

Steinbrook R, Kassirer JP, Angell M. Justifying conflicts of interest in medical journals: a very bad idea. *BMJ (Clinical research ed)*. 2015;350:h2942.

Steinbrook R, Kassirer JP. Data availability for industry sponsored trials: what should medical journals require? *BMJ (Clinical research ed)*. 2010;341:c5391.

Steinbrook R, Lo B. Medical journals and conflicts of interest. *The Journal of law, medicine & ethics : a journal of the American Society of Law, Medicine & Ethics*. 2012;40(3):488-99.

Steinbrook R. Conflicts of interest at the NIH--resolving the problem. *The New England journal of medicine*. 2004;351(10):955-7.

Steinbrook R. Controlling conflict of interest--proposals from the Institute of Medicine. *The New England journal of medicine*. 2009;360(21):2160-3.

Steinbrook R. Disclosing the Conflicts of Interest of US Food and Drug Administration Advisory Committee Members. *JAMA internal medicine*. 2017;177(7):919.

Steinbrook R. Financial conflicts of interest and the Food and Drug Administration's Advisory Committees. *The New England journal of medicine*. 2005;353(2):116-8.

Steinbrook R. Financial conflicts of interest and the NIH. *The New England journal of medicine*. 2004;350(4):327-30.

Steiner D. Competing interests: the need to control conflict of interests in biomedical research. *Science and engineering ethics*. 1996;2(4):457-68.

Steiner TJ. Ethical issues arising from commercial sponsorship and from relationships with the pharmaceutical industry--report and recommendations of the Ethics Subcommittee of the International Headache Society. *Cephalalgia : an international journal of headache*. 2008;28 Suppl 3:1-25.

Steingard S. Publication bias: calling academic physicians to account. *The American journal of psychiatry*. 2009;166(8):934; author reply

Steinman GL, Smith WB, Westrick ML, Greenberg HE. Hot Button Protocol and Operational Issues Between Sponsors and Sites in Clinical Pharmacology Studies: A Moderated Forum Session. *Therapeutic innovation & regulatory science*. 2017;51(3):298-302.

Stelfox HT, Chua G, O'Rourke K, Detsky AS. Conflict of interest in the debate over calcium-channel antagonists. *The New England journal of medicine*. 1998;338(2):101-6.

Stell LK. Conflict of interest in diabetes research. *Journal of diabetes*. 2010;2(1):5-6.

- Stell LK. Physicians' conflicts of interest. Newsletter on philosophy and medicine. 2003;3(1):161-4.
- Stell LK. Two cheers for physicians' conflicts of interest. The Mount Sinai journal of medicine, New York. 2004;71(4):236-42.
- Steneck NH. Fostering integrity in research: Definitions, current knowledge, and future directions. Science and Engineering Ethics. 2006;12(1):53-74.
- Stengel D, Ekkernkamp A. Industry sponsoring and the results of research into accident surgery. Der Unfallchirurg. 2004;107(4):341-2.
- Stenius K, Babor TF. The alcohol industry and public interest science. Addiction. 2010;105(2):191-8.
- Stephens GG. Can the family physician avoid conflict of interest in the gatekeeper role? An opposing view. The Journal of family practice. 1989;28(6):701-4.
- Stephens MD. Marketing aspects of company-sponsored postmarketing surveillance studies. Drug safety. 1993;8(1):1-8.
- Sterckx S, Worthington G, Van Steirteghem A. Current controversies in prenatal diagnosis 4: does industry-sponsorship accelerate or hinder the pace of research? Prenatal diagnosis. 2011;31(3):244-5.
- Sterk PJ, Rabe KF. Serving researchers, the impact factor and other conflicts of interest. The European respiratory journal. 2005;25(1):3-5.
- Stern JM, Simes RJ. Publication bias: evidence of delayed publication in a cohort study of clinical research projects. BMJ (Clinical research ed). 1997;315(7109):640-5.
- Stern S, Lemmens T. Legal Remedies for Medical Ghostwriting: Imposing Fraud Liability on Guest Authors of Ghostwritten Articles. Plos Medicine. 2011;8(8).
- Stevenson JC. Conflicts of interest, smoke and mirrors. Climacteric : the journal of the International Menopause Society. 2015;18(3):348-9.
- Steward DE. A proposal to enhance the disclosure of potential conflict of interest for continuing medical education events. Teaching and learning in medicine. 2003;15(4):267-9.
- Stewart HL. Sponsorship of geographic pathology by the International Academy of Pathology. Laboratory investigation; a journal of technical methods and pathology. 1963;12:230-41.
- Stien R. On propaganda, terrorism and conflicts of interest. Tidsskrift for den Norske laegeforening : tidsskrift for praktisk medicin, ny raekke. 2009;129(7):651.
- Stock RG. Administrative ethics and conflicts of interest. Healthcare management forum. 1988;1(2):6-10.

Stocking EM, Sanz-Cervera JF, Williams RM. Studies on the Biosynthesis of Paraherquamide: Synthesis and Incorporation of a Hexacyclic Indole Derivative as an Advanced Metabolite *Angewandte Chemie (International ed in English)*. 2001;40(7):1296-8.

Stoddard JJ, Reed M, Hadley J. Financial incentives and physicians' perceptions of conflict of interest and ability to arrange medically necessary services. *The Journal of ambulatory care management*. 2003;26(1):39-50.

Stoevenbelt AH, Nuijten MB, Pauli BE, Wicherts JM. Rule out conflicts of interest in psychology awards. *Nature*. 2019;572(7769):312.

Stokes JB, Berns AS, Henrich WL, McKinney TD, Molitoris BA, Palmer BF, et al. Managing conflicts of interest: the road ahead. *Journal of the American Society of Nephrology : JASN*. 2009;20(9):1860-2.

Stokes JB, Haupt A, Molitoris BA, Kokemueller P, Ibrahim T, Relations ASNCoC, et al. ASN policy on managing conflicts of interest. *Journal of the American Society of Nephrology : JASN*. 2009;20(9):1853-9.

Stoll KA, Mackison A, Allyse MA, Michie M. Conflicts of interest in genetic counseling: acknowledging and accepting. *Genetics in medicine : official journal of the American College of Medical Genetics*. 2017;19(8):864-6.

Stoll KA, Mackison A, Allyse MA, Michie M. Conflicts of interest in genetic counseling: persistent underlying questions. *Genetics in medicine : official journal of the American College of Medical Genetics*. 2018;20(9):1096-7.

Stolley PD. Ethical issues involving conflicts of interest for epidemiologic investigators. A report of the Committee on Ethical Guidelines of the Society for Epidemiologic Research. *Journal of clinical epidemiology*. 1991;44 Suppl 1:23S-4S.

Stone K. Medical device conflict of interest in the CCSVI debate. *Annals of neurology*. 2012;71(3):A6-8.

Stone LR. Editorials and conflicts of interest. *The New England journal of medicine*. 1997;336(10):728; author reply 9.

Stone M, Siegel MB. Tobacco industry sponsorship of community-based public health initiatives: why AIDS and domestic violence organizations accept or refuse funds. *Journal of public health management and practice : JPHMP*. 2004;10(6):511-7.

Stone S, Herbert M. Should academic emergency departments collaborate in pharmaceutical industry-sponsored research?: the dangers of industry-funded research in emergency medicine. *The California journal of emergency medicine*. 2003;4(3):61-3.

Stonier P, Wells F. Sponsorship, authorship, and accountability. *Lancet (London, England)*. 2002;359(9303):350.

Storeng KT, Abimbola S, Balabanova D, McCoy D, Ridde V, Filippi V, et al. Action to protect the independence and integrity of global health research. *Bmj Global Health*. 2019;4(3).

Storm-Henningsen P. Glucosamine and conflict of interest. *Tidsskrift for den Norske laegeforening : tidsskrift for praktisk medicin, ny raekke*. 2007;127(22):2971; author reply

Storrs FJ. Drug samples. A conflict of interest? *Archives of dermatology*. 1988;124(8):1283-5.

Stossel TP, Barton DW, Stell LK. Response to clarifying the costs of conflicts of interest. *International journal of clinical practice*. 2015;69(3):385-6.

Stossel TP, Stell LK. Commenting on ten recommendations for closing the credibility gap in reporting industry-sponsored clinical research. *Mayo Clinic proceedings*. 2012;87(9):925-6; author reply 6.

Stossel TP. A biopsy of financial conflicts of interest in medicine. *Surgery*. 2008;143(2):193-8.

Stossel TP. Conflicts of interest in dermatology: more than skin deep? *The Journal of investigative dermatology*. 2007;127(8):1829-30.

Stossel TP. Divergent views on managing clinical conflicts of interest. *Mayo Clinic proceedings*. 2007;82(8):1013-4; author reply 4-5.

Stossel TP. Has the hunt for conflicts of interest gone too far? Yes. *BMJ (Clinical research ed)*. 2008;336(7642):476.

Stossel TP. Regulating academic-industrial research relationships - Solving problems or stifling progress? *New England Journal of Medicine*. 2005;353(10):1060-5.

Stossel TP. Regulation of financial conflicts of interest in medical practice and medical research - a damaging solution in search of a problem. *Perspectives in Biology and Medicine*. 2007;50(1):54-71.

Stossel TP. Regulation of financial conflicts of interest in medical practice and medical research: a damaging solution in search of a problem. *Perspectives in biology and medicine*. 2007;50(1):54-71.

Stoter G, Arnold AA, Kurzrock R, Rustin GJ. Financial concerns prompt sponsoring pharmaceutical company to halt international phase I studies. *Journal of the National Cancer Institute*. 1994;86(17):1353.

Strair R. An initiative to support non-industry-sponsored clinical research is needed. *Clinical cancer research : an official journal of the American Association for Cancer Research*. 2007;13(10):2823-4.

Strait K. Response to protocol review scenario: conflict of interest. *Lab animal*. 2013;42(3):82-3.

Strandberg TE. Conflicts of Interest. *The New England journal of medicine*. 2015;373(8):779.

- Strandgaard S. Conflict of interest in the debate over calcium-channel antagonists. *The New England journal of medicine*. 1998;338(23):1697-8.
- Strech D, Knuppel H. How to evaluate conflict of interest policies. *The American journal of bioethics : AJOB*. 2011;11(1):37-9.
- Strech D, Koch K, Klemperer D. Exposing and then? We need a rational discussion about dealing appropriately with conflicts of interest. *Gesundheitswesen (Bundesverband der Ärzte des Öffentlichen Gesundheitsdienstes (Germany))*. 2011;73(5):271-2.
- Strech D, Soltmann B, Weikert B, Bauer M, Pfennig A. Quality of Reporting of Randomized Controlled Trials of Pharmacologic Treatment of Bipolar Disorders: A Systematic Review. *Journal of Clinical Psychiatry*. 2011;72(9):1214-21.
- Strech D. Normative arguments and new solutions for the unbiased registration and publication of clinical trials. *Journal of Clinical Epidemiology*. 2012;65(3):276-81.
- Strech D. The ethics of a restrictive regulation of trial registration. *Ethik in Der Medizin*. 2011;23(3):177-89.
- Stretton S. Systematic review on the primary and secondary reporting of the prevalence of ghostwriting in the medical literature. *Bmj Open*. 2014;4(7).
- Strom BL, Buyse M, Hughes J, Knoppers BM. Data sharing, year 1--access to data from industry-sponsored clinical trials. *The New England journal of medicine*. 2014;371(22):2052-4.
- Strom BL. Potential for conflict of interest in the evaluation of suspected adverse drug reactions: a counterpoint. *Jama*. 2004;292(21):2643-6.
- Strouse DL, Moore K. Commentary: Contextualizing Alternatives to RCTs: Measuring the Impact of a Non-Governmental Sponsorship Organization's Projects to Strengthen Children's Supportive Environments. *New directions for child and adolescent development*. 2019;2019(167):141-58.
- Strupp M. Pharmacotherapy: why industry-sponsored trials are more often positive and other useful information. *Journal of neurology*. 2010;257(2):309-12.
- Stubbings J, DePue RJ, Jr. Medicare Part D: selected issues for plan sponsors, pharmacists, and beneficiaries in 2009. *The American journal of managed care*. 2009;15(9):645-9.
- Stubbs B. The prevalence and odds of suicidal thoughts, behaviours and deaths among people with painful comorbidities: An updated meta-analysis accounting for publication bias. *Journal of psychiatric research*. 2016;72:72-3.
- Stuck BA. Conflicts of interest in guidelines. *Hno*. 2018;66(6):499-500.
- Stuckler D, Basu S, McKee M. Global health philanthropy and institutional relationships: how should conflicts of interest be addressed? *PLoS medicine*. 2011;8(4):e1001020.

Stuckler D, Ruskin G, McKee M. Complexity and conflicts of interest statements: a case-study of emails exchanged between Coca-Cola and the principal investigators of the International Study of Childhood Obesity, Lifestyle and the Environment (ISCOLE). *Journal of public health policy*. 2018;39(1):49-56.

Studdert DM, Mello MM, Brennan TA. Financial conflicts of interest in physicians' relationships with the pharmaceutical industry - Self-regulation in the shadow of federal prosecution. *New England Journal of Medicine*. 2004;351(18):1891-900.

Studdert DM, Mello MM, Brennan TA. Financial conflicts of interest in physicians' relationships with the pharmaceutical industry--self-regulation in the shadow of federal prosecution. *The New England journal of medicine*. 2004;351(18):1891-900.

Students: desperately seeking sponsorship. *Health visitor*. 1993;66(11):418.

Study highlights influence of drug company gifts. *Nursing standard (Royal College of Nursing (Great Britain))* : 1987). 2012;26(52):7.

Sturgeon D. Higher education reform: conflict of interest or enhanced experience? *British journal of nursing (Mark Allen Publishing)*. 2012;21(1):44-8.

Sturgiss EA, Douglas K, Trumble SC. Pharmaceutical sales strategies and sponsorship. *The Medical journal of Australia*. 2015;202(3):131.

Subbaraman MS, Kaskutas LA, Zemore S. Sponsorship and service as mediators of the effects of Making Alcoholics Anonymous Easier (MAAEZ), a 12-step facilitation intervention. *Drug and alcohol dependence*. 2011;116(1-3):117-24.

Subiabre MS. Conflict of interest disclosure as a tool to improve the reliability of research. *Revista Medica De Chile*. 2016;144(8):1067-72.

Subias Loren PJ, Gines Garcia MC. Reflections on conflicts of interests. *Atencion primaria*. 2012;44(8):503; author reply 4.

Sufrin CB, Ross JS. Pharmaceutical industry marketing: Understanding its impact on women's health. *Obstetrical & Gynecological Survey*. 2008;63(9):585-96.

Sugita M, Kanamori M, Izuno T, Miyakawa M. Estimating a summarized odds ratio whilst eliminating publication bias in meta-analysis. *Japanese journal of clinical oncology*. 1992;22(5):354-8.

Sugita M, Yamaguchi N, Izuno T, Kanamori M, Kasuga H. Publication probability of a study on odds ratio value circumstantial evidence for publication bias in medical study areas. *The Tokai journal of experimental and clinical medicine*. 1994;19(1-2):29-37.

Suissa S, Rabe KF. Point: were industry-sponsored roflumilast trials appropriate? Yes. *Chest*. 2014;145(5):937-9.

Sullivan G, Lansbury GF. Physiotherapists' use of medications and the influence of drug companies. *The Medical journal of Australia*. 2001;174(4):200.



Sullivan JL. Conflicts of interest. *Science* (New York, NY). 1992;258(5089):1717.

Sun GH, Houlton JJ, MacEachern MP, Bradford CR, Hayward RA. Influence of study sponsorship on head and neck cancer randomized trial results. *Head & neck*. 2013;35(10):1515-20.

Sun GH, Houlton JJ, MacEachern MP, Bradford CR, Hayward RA. Influence of study sponsorship on head and neck cancer randomized trial results. *Head and Neck-Journal for the Sciences and Specialties of the Head and Neck*. 2013;35(10):1515-20.

Sun GH. Conflict of interest reporting in otolaryngology clinical practice guidelines. *Otolaryngology--head and neck surgery : official journal of American Academy of Otolaryngology-Head and Neck Surgery*. 2013;149(2):187-91.

Sun P, Zhao W. Be careful about heterogeneity and publication bias in meta-analysis. *Journal of clinical anesthesia*. 2019;53:76.

Sun W-Z, Reynolds JL. Author, Journal Editor, Industry Funding Recipient: A Journey Through a Multiple Conflicts of Interest Dilemma Navigated by the Star of Transparency. *Asian journal of anesthesiology*. 2019;57(2):25-7.

Sun X, Briel M, Busse JW, You JJ, Akl EA, Mejza F, et al. The influence of study characteristics on reporting of subgroup analyses in randomised controlled trials: systematic review. *Bmj-British Medical Journal*. 2011;342.

Sung B, Phau I, Cheah I, Teah K. Critical success factors of public health sponsorship in Australia. *Health promotion international*. 2018.

Sung KH, Chung CY, Lee KM, Lee YK, Lee SY, Lee J, et al. Conflict of Interest in the Assessment of Botulinum Toxin A Injections in Patients With Cerebral Palsy: A Systematic Review. *Journal of Pediatric Orthopaedics*. 2013;33(5):494-500.

Sung KH, Chung CY, Lee KM, Lee Y-K, Lee SY, Lee J, et al. Conflict of interest in the assessment of botulinum toxin A injections in patients with cerebral palsy: a systematic review. *Journal of pediatric orthopaedics*. 2013;33(5):494-500.

Susman JL. Commercial sponsorship of CME: there are alternatives. *The Journal of family practice*. 2004;53(9):676, 90.

Suter GW, Cormier SM. The Problem of Biased Data and Potential Solutions for Health and Environmental Assessments. *Human and Ecological Risk Assessment*. 2015;21(7):1736-52.

Sutton A. General practitioners' conflicts of interest, the paramountcy principle and safeguarding children: a psychodynamic contribution. *Journal of medical ethics*. 2011;37(4):254-7.

Sutton AJ, Duval SJ, Tweedie RL, Abrams KR, Jones DR. Empirical assessment of effect of publication bias on meta-analyses. *BMJ (Clinical research ed)*. 2000;320(7249):1574-7.

Sutton AJ, Song F, Gilbody SM, Abrams KR. Modelling publication bias in meta-analysis: a review. *Statistical methods in medical research*. 2000;9(5):421-45.

Sutton P, Woodruff TJ, Vogel S, Bero LA. Conrad and Becker's "10 Criteria" fall short of addressing conflicts of interest in chemical safety studies. *Environmental health perspectives*. 2011;119(12):A506-7; author reply A8-9.

Sutton P, Woodruff TJ, Vogel S, Bero LA. Conrad and Becker's "10 Criteria" Fall Short of Addressing Conflicts of Interest in Chemical Safety Studies. *Environmental Health Perspectives*. 2011;119(12):A506-A7.

Svider PF, Bobian M, Lin H-S, Setzen M, Baredes S, Eloy JA, et al. Are industry financial ties associated with greater scholarly impact among academic otolaryngologists? *The Laryngoscope*. 2017;127(1):87-94.

Svirsky MA. New policies aim to minimize potential or actual conflicts of interest. *Ear and hearing*. 2004;25(2):85.

Swamy N. The importance of employer sponsorship in the long-term care insurance market. *Journal of aging & social policy*. 2004;16(2):67-84.

Swan GE, Balfour DJK. Conflict of interest and the credibility of nicotine and tobacco research. *Addiction (Abingdon, England)*. 2002;97(1):100-2.

Swan GE, Balfour DJK. Declaration of policy regarding conflict of interest. *Nicotine & tobacco research : official journal of the Society for Research on Nicotine and Tobacco*. 2002;4(1):1-2.

Swanson E, Brown T. A Discussion of Conflicts of Interest in Plastic Surgery and Possible Remedies. *Plastic and reconstructive surgery Global open*. 2018;6(12):e2043.

Swanson E. Textured Breast Implants, Anaplastic Large-Cell Lymphoma, and Conflict of Interest. *Plastic and reconstructive surgery*. 2017;139(2):558e-9e.

Sweet M. Experts criticise industry sponsorship of articles on health policy in Australian newspaper. *BMJ (Clinical research ed)*. 2011;343:d6903.

Sweiti H, Wiegand F, Bug C, Vogel M, Lavie F, Winiger-Candolfi I, et al. Physicians in the pharmaceutical industry: their roles, motivations, and perspectives. *Drug discovery today*. 2019;24(9):1865-70.

Swift S, Rizk D, Lose G. Conflict of interest: what is it, and how do journals manage it in the publication process? *International urogynecology journal*. 2017;28(7):969-70.

Syin D, Woreta T, Chang DC, Cameron JL, Pronovost PJ, Makary MA. Publication bias in surgery: implications for informed consent. *The Journal of surgical research*. 2007;143(1):88-93.

Szasz A, Szasz N, Szasz O. *Oncothermia: Principles and Practices* 2011. 1-+ p.

Szelenyi K, Goldberg RA. Commercial Funding in Academe: Examining the Correlates of Faculty's Use of Industrial and Business Funding for Academic Work. *Journal of Higher Education*. 2011;82(6):775-+.

Takagi H, Sekino S, Kato T, Matsuno Y, Umemoto T. Revisiting evidence on lung cancer and passive smoking: adjustment for publication bias by means of "trim and fill" algorithm. *Lung cancer (Amsterdam, Netherlands)*. 2006;51(2):245-6.

Takagi H, Umemoto T. The specter of publication bias: adjustment for publication bias in the evidence on cardiac death associated with passive smoking in nonsmoking women. *International journal of cardiology*. 2011;149(3):388-9.

Take nutrition claims with a grain of salt. Dietary studies sponsored by the food industry are often biased. *Scientific American*. 2007;297(3):38, 40.

Takebe T, Imai R, Ono S. The Current Status of Drug Discovery and Development as Originated in United States Academia: The Influence of Industrial and Academic Collaboration on Drug Discovery and Development. *Cts-Clinical and Translational Science*. 2018;11(6):597-606.

Takeda A, Loveman E, Harris P, Hartwell D, Welch K. Time to full publication of studies of anti-cancer medicines for breast cancer and the potential for publication bias: a short systematic review. *Health technology assessment (Winchester, England)*. 2008;12(32):iii, ix-x, 1-46.

Talisman B. Creating an integrated corporate sponsorship program. *Fund raising management*. 2000;31(6):26-7.

Talisman B. Cultivating and marketing to corporate sponsors. Part 1. *Fund raising management*. 2000;31(5):30-1.

Tallapragada M, Eosco GM, McComas KA. Aware, Yet Ignorant: Exploring the Views of Early Career Researchers About Funding and Conflicts of Interests in Science. *Science and engineering ethics*. 2017;23(1):147-64.

Tamborlane TA, Schaper T. Conflicts of interest in managed care. *New Jersey medicine : the journal of the Medical Society of New Jersey*. 1995;92(8):523-5.

Tan ASL, Soneji S, Moran MB, Choi K. JUUL Labs' sponsorship and the scientific integrity of vaping research. *Lancet (London, England)*. 2019;394(10196):366-8.

Tan JI. Conflict of interest. *Heart, lung & circulation*. 2003;12(3):204-5.

Tancredi LR, Edlund M. Are conflicts of interests endemic to psychiatric consultation? *International journal of law and psychiatry*. 1983;6(3-4):293-316.

Tandlae LS, Blinkhorn AS. Combining commercial, Health Boards' and GPDs' sponsorship in an effort to improve dental attendance for young school leavers. GPDs' involvement and opinion. *British dental journal*. 1990;169(10):324-6.

Tanne J. JAMA's editor stresses authors' need to disclose financial ties. *BMJ (Clinical research ed)*. 2006;333(7564):370.

Tanne JH. Avandia panel member may be investigated for possible conflicts of interest. *BMJ (Clinical research ed)*. 2010;341:c4083.

Tanne JH. Conflicts of interest pervade US treatment guidelines, reports say. *BMJ (Clinical research ed)*. 2018;363:k4543.

Tanne JH. Former FDA commissioner is fined 90,000 dollars for failing to disclose conflicts of interest. *BMJ (Clinical research ed)*. 2007;334(7592):492.

Tanne JH. Investigators will review conflicts of interest at NIH. *BMJ (Clinical research ed)*. 2007;334(7597):767.

Tanne JH. National Institutes of Health criticised for not preventing conflicts of interest. *BMJ (Clinical research ed)*. 2004;329(7456):10.

Tanne JH. NIH needs to raise oversight of conflicts of interest among researchers, report says. *BMJ (Clinical research ed)*. 2008;336(7638):235.

Tanne JH. Senator asks psychiatrists' association about drug company funding. *BMJ (Clinical research ed)*. 2008;337:a929.

Tanne JH. US drug companies paid \$15bn in fines for fraudulent marketing in past five years. *BMJ (Clinical research ed)*. 2010;341:c7360.

Tanne JH. US medical school faculty still break conflict of interest rules, report says. *BMJ (Clinical research ed)*. 2010;341:c7435.

Tanne JH. US Senate committee investigates conflicts of interest in industry funded medical education. *BMJ (Clinical research ed)*. 2009;339:b3139.

Tanne JH. US teaching hospitals must address conflicts of interest, leadership group says. *BMJ (Clinical research ed)*. 2010;341:c3605.

Tanne JH. US university psychiatrist loses chairmanship over drug company payments. *BMJ (Clinical research ed)*. 2009;338:a3188.

Tanner-Smith EE, Polanin JR. A Retrospective Analysis of Dissemination Biases in the Brief Alcohol Intervention Literature. *Psychology of Addictive Behaviors*. 2015;29(1):49-62.

Tannoury M, Attieh Z. The Influence of Emerging Markets on the Pharmaceutical Industry. *Current therapeutic research, clinical and experimental*. 2017;86:19-22.

Tannsjo T. How do we solve the conflict of interest between the pregnant woman and her fetus? *Lakartidningen*. 1992;89(40):3299-300.

Tanzer D, Smith K, Tanzer M. American Academy of Orthopaedic Surgeons Disclosure Policy Fails to Accurately Inform Its Members of Potential Conflicts of Interest. *American journal of orthopedics (Belle Mead, NJ)*. 2015;44(7):E207-10.

Tanzer T. Regulating physician conflicts of interest. Tighter restrictions on referral relationships among providers. *Minnesota medicine*. 1993;76(10):26-9.

Tao DL, Boothby A, McLouth J, Prasad V. Financial Conflicts of Interest Among Hematologist-Oncologists on Twitter. *JAMA internal medicine*. 2017;177(3):425-7.

Tarone RE. Conflicts of interest, bias, and the IARC Monographs Program. *Regulatory toxicology and pharmacology* : RTP. 2018;98:A1-A4.

Tarpley RJ. FDA veterinary feed directive plan creates professional conflicts of interest. *Journal of the American Veterinary Medical Association*. 2014;244(7):778.

Tashiro M. Conflict of interest in clinical research--trends in guidelines for research ethics in Japan and other countries. *Seishin shinkeigaku zasshi = Psychiatria et neurologia Japonica*. 2010;112(11):1130-5.

Tatara K. Prescribing and dispensing in Japan: conflict of interest? *Clinical medicine (London, England)*. 2003;3(6):555.

Tataris KL, Mercer M, Govindarajan P. How to design a study that everyone will believe: Random selection and allocation of patients to treatment conditions. Wilson MP, Guluma KZ, Hayden SR, editors 2016. 71-7 p.

Tate RL, Perdices M, Rosenkoetter U, McDonald S, Togher L, Shadish W, et al. Reprint of The Single-Case Reporting Guideline In BEhavioural Interventions (SCRIBE) 2016: Explanation and Elaboration (Reprinted from *Archives of Scientific Psychology*, vol 4, pg 10-31, 2016). *Pratiques Psychologiques*. 2019;25(2):119-51.

Tatsioni A, Karassa FB, Goodman SN, Zarin DA, Fanelli D, Ioannidis JPA. Lost Evidence From Registered Large Long-Unpublished Randomized Controlled Trials: A Survey. *Annals of Internal Medicine*. 2019;171(4):300-+.

Tatsioni A, Siontis GCM, Ioannidis JPA. Partisan Perspectives in the Medical Literature: A Study of High Frequency Editorialists Favoring Hormone Replacement Therapy. *Journal of General Internal Medicine*. 2010;25(9):914-9.

Tattersall MHN, Dimoska A, Gan K. Patients expect transparency in doctors' relationships with the pharmaceutical industry. *The Medical journal of Australia*. 2009;190(2):65-8.

Tau N, Shochat T, Gafer-Gvili A, Amir E, Shepshelovich D. Undisclosed Financial Conflicts of Interest of Authors of Clinical Drug Trials Published in Influential Medical Journals: A Cohort Study. *Mayo Clinic Proceedings*. 2019;94(11):2272-6.

Tauber M, Paul C. Authorship selection in industry-sponsored publications of dermatology clinical trials. *The British journal of dermatology*. 2017;176(6):1669-71.

Taylor J. Representing nurse managers--is there a conflict of interests? *The Lamp*. 1997;54(6):19.

Taylor MS. Drug company payments: Speakers should declare funding. *BMJ (Clinical research ed)*. 2008;336(7638):234.

Taylor PL. Innovation incentives or corrupt conflicts of interest? Moving beyond Jekyll and Hyde in regulating biomedical academic-industry relationships. *Yale journal of health policy, law, and ethics*. 2013;13(1):135-97.

Taylor PL. Scientific Self-Regulation-So Good, How Can it Fail? *Science and Engineering Ethics*. 2009;15(3):395-406.

Teixeira da Silva JA, Dobranszki J, Bhar RH, Mehlman CT. Editors Should Declare Conflicts of Interest. *Journal of bioethical inquiry*. 2019;16(2):279-98.

Tejani AM, Loewen P, Bachand R, Harder CK. Pharmacists' Perceptions of the Influence of Interactions with the Pharmaceutical Industry on Clinical Decision-Making. *The Canadian journal of hospital pharmacy*. 2015;68(5):378-85.

Tenery, Jr. Gifts to physicians from the pharmaceutical industry. *Jama*. 2000;283(20):2655-8.

Tenhunen JJ. Bull's eye missed by the magic bullet: preclinical investigations, publication bias, and promising new interventions. *Critical care medicine*. 2008;36(4):1361-3.

ter Riet G, Korevaar DA, Leenaars M, Sterk PJ, Van Noorden CJF, Bouter LM, et al. Publication bias in laboratory animal research: a survey on magnitude, drivers, consequences and potential solutions. *PloS one*. 2012;7(9):e43404.

Tereskerz PM, Hamric AB, Guterbock TM, Moreno JD. PREVALENCE OF INDUSTRY SUPPORT AND ITS RELATIONSHIP TO RESEARCH INTEGRITY. *Accountability in Research-Policies and Quality Assurance*. 2009;16(2):78-105.

Tereskerz PM, Moreno J. Ten steps to developing a national agenda to address financial conflicts of interest in industry sponsored clinical research. *Accountability in research*. 2005;12(2):139-55.

Tereskerz PM. Research accountability and financial conflicts of interest in industry-sponsored clinical research: a review. *Accountability in research*. 2003;10(3):137-58.

Terrin N, Schmid CH, Lau J, Olkin I. Adjusting for publication bias in the presence of heterogeneity. *Statistics in medicine*. 2003;22(13):2113-26.

Terrin N, Schmid CH, Lau J. In an empirical evaluation of the funnel plot, researchers could not visually identify publication bias. *Journal of clinical epidemiology*. 2005;58(9):894-901.

Terry DA, Fletcher A, Mitchell G, Quarnstrom F. Conflict of Interest Revisited: Law Versus Ethics. *Dentistry today*. 2015;34(9):8, 10.

Terry PB, Strauss M. The price of trust: conflicts of interest in medicine. *Annals of allergy, asthma & immunology : official publication of the American College of Allergy, Asthma, & Immunology*. 1995;74(2):115-7.

Terzic S, Ahel M. Nontarget analysis of polar contaminants in freshwater sediments influenced by pharmaceutical industry using ultra-high-pressure liquid chromatography-quadrupole time-of-flight mass spectrometry. *Environmental pollution (Barking, Essex : 1987)*. 2011;159(2):557-66.

Tetzlaff JM, Chan AW, Kitchen J, Sampson M, Tricco AC, Moher D. Guidelines for randomized clinical trial protocol content: a systematic review. *Systematic Reviews*. 2012;1.

Tetzlaff JM, Moher D, Chan AW. Developing a guideline for clinical trial protocol content: Delphi consensus survey. *Trials*. 2012;13.

Tfelt-Hansen P. Headache and conflict of interest. *Headache*. 2007;47(3):453; discussion

Thalau F. Study financing - a source of bias in occupational health as well? *Zentralblatt Fur Arbeitsmedizin Arbeitsschutz Und Ergonomie*. 2009;59(10):312-5.

Thaler K, Kien C, Nussbaumer B, Van Noord MG, Griebler U, Klerings I, et al. Inadequate use and regulation of interventions against publication bias decreases their effectiveness: a systematic review. *Journal of Clinical Epidemiology*. 2015;68(7):792-802.

Tharyan P, George AT, Kirubakaran R, Barnabas JP. Reporting of methods was better in the Clinical Trials Registry-India than in Indian journal publications. *Journal of Clinical Epidemiology*. 2013;66(1):10-22.

The B.M.A.'s Sponsorship. *British medical journal*. 1969;2(5658):646-7.

The French "transparency" database: what are the "agreements" between Prescrire and drug companies? *Prescrire international*. 2017;26(179):52-4.

The ISFA wishes to acknowledge the following 2015 Corporate Sponsors. *Therapeutic apheresis and dialysis : official peer-reviewed journal of the International Society for Apheresis, the Japanese Society for Apheresis, the Japanese Society for Dialysis Therapy*. 2015;19(6):i-ii.

The ISFA wishes to acknowledge the following 2016 Corporate Sponsors. *Therapeutic apheresis and dialysis : official peer-reviewed journal of the International Society for Apheresis, the Japanese Society for Apheresis, the Japanese Society for Dialysis Therapy*. 2016;20(6):698-9.

The ISFA wishes to acknowledge the following 2016 Corporate Sponsors. *Therapeutic apheresis and dialysis : official peer-reviewed journal of the International Society for Apheresis, the Japanese Society for Apheresis, the Japanese Society for Dialysis Therapy*. 2016;20(4):425-6.

The ISFA wishes to acknowledge the following 2016 Corporate Sponsors. *Therapeutic apheresis and dialysis : official peer-reviewed journal of the International Society for Apheresis, the Japanese Society for Apheresis, the Japanese Society for Dialysis Therapy*. 2017;21(1):111-2.

The ISFA wishes to acknowledge the following 2017 Corporate Sponsors. *Therapeutic apheresis and dialysis : official peer-reviewed journal of the International Society for Apheresis, the Japanese Society for Apheresis, the Japanese Society for Dialysis Therapy*. 2017;21(6):646-7.

The ISFA wishes to acknowledge the following 2018 Corporate Sponsors. *Therapeutic apheresis and dialysis : official peer-reviewed journal of the International Society for Apheresis, the Japanese Society for Apheresis, the Japanese Society for Dialysis Therapy*. 2018;22(6):684-5.

The ISFA wishes to acknowledge the following 2018 Corporate Sponsors. Therapeutic apheresis and dialysis : official peer-reviewed journal of the International Society for Apheresis, the Japanese Society for Apheresis, the Japanese Society for Dialysis Therapy. 2018;22(5):564-5.

The ISFA wishes to acknowledge the following 2018 Corporate Sponsors. Therapeutic apheresis and dialysis : official peer-reviewed journal of the International Society for Apheresis, the Japanese Society for Apheresis, the Japanese Society for Dialysis Therapy. 2018;22(4):438-9.

The ISFA wishes to acknowledge the following 2018 Corporate Sponsors. Therapeutic apheresis and dialysis : official peer-reviewed journal of the International Society for Apheresis, the Japanese Society for Apheresis, the Japanese Society for Dialysis Therapy. 2018;22(3):306-7.

The ISFA wishes to acknowledge the following 2018 Corporate Sponsors. Therapeutic apheresis and dialysis : official peer-reviewed journal of the International Society for Apheresis, the Japanese Society for Apheresis, the Japanese Society for Dialysis Therapy. 2018;22(1):99-100.

The L. Managing conflicts of interests in clinical guidelines. Lancet (London, England). 2019;394(10200):710.

The Nuffield Sponsorship Ends. West of England medical journal. 1991;106(4):90.

The potential for conflict of interest of members of the American Thoracic Society. The American review of respiratory disease. 1988;137(2):489-90.

The relationship between physicians and the pharmaceutical industry. A report of the Royal College of Physicians. Journal of the Royal College of Physicians of London. 1986;20(4):235-42.

The work of the sponsorship organizations. Pro Infirmis. 1952;11(6):191-3.

Theising KM, Fritschle TL, Scholfield AM, Hicks EL, Schymik ML. Implementation and Clinical Outcomes of an Employer-Sponsored, Pharmacist-Provided Medication Therapy Management Program. Pharmacotherapy. 2015;35(11):e159-63.

Theisohn I. Contact and psychosocial encounter centers--2 years' experience under the sponsorship of the Public Health Department of the city of Cologne. Das Offentliche Gesundheitswesen. 1984;46(1):20-4.

Thomas JM. Self-regulation and the relationship of physicians with the pharmaceutical industry. The virtual mentor : VM. 2005;7(4).

Thomas M. Interventional cardiology and the medical devices industry: is there a conflict of interest? Heart (British Cardiac Society). 2007;93(11):1351-2.

Thomas PS, Tan K-S, Yates DH. Sponsorship, authorship, and accountability. Lancet (London, England). 2002;359(9303):351.

Thomison JB. Conflicts of interest. Journal of the Tennessee Medical Association. 1992;85(8):394-5.



Thompson DF. The Challenge of Conflict of Interest in Medicine. *Zeitschrift Fur Evidenz Fortbildung Und Qualitaet Im Gesundheitswesen*. 2009;103(3):136-40.

Thompson DF. The challenge of conflict of interest in medicine. *Zeitschrift fur Evidenz, Fortbildung und Qualitat im Gesundheitswesen*. 2009;103(3):136-40.

Thompson DF. Understanding financial conflicts of interest. *The New England journal of medicine*. 1993;329(8):573-6.

Thompson JC, Volpe KA, Bridgewater LK, Qeadan F, Dunivan GC, Komesu YM, et al. Sunshine Act: shedding light on inaccurate disclosures at a gynecologic annual meeting. *American Journal of Obstetrics and Gynecology*. 2016;215(5).

Thompson SK. Targeting angiogenesis in gastroesophageal cancer: industry-sponsored trials are not the answer. *World journal of surgery*. 2012;36(1):118-9.

Thomson ABR, Enns R, Depew B, Flook N. Beyond the scope of conflict of interest. *Canadian journal of gastroenterology = Journal canadien de gastroenterologie*. 2005;19(2):75-9.

Thordarson DB. Conflict of Interest and FAI. *Foot & ankle international*. 2017;38(5):471.

Thordarson DB. Editorial: conflict of interest and FAI. *Foot & ankle international*. 2011;32(5):S455-6.

Thornley S, Barnfather D, Peters J, Culpin A, Dudley J. Alcohol availability and sponsorship: integrating research and community voices to shape better public policy. *The New Zealand medical journal*. 2014;127(1401):118-20.

Thornton A, Lee P. Publication bias in meta-analysis: its causes and consequences. *Journal of clinical epidemiology*. 2000;53(2):207-16.

Thornton JP. Conflict of Interest and Legal Issues for Investigators and Authors. *Jama*. 2017;317(17):1761-2.

Thornton RG. Preemption, tort reform, and pharmaceutical claims: Part one: Who will become the pharmaceutical industry's insurers (or is it prescribing physicians and we do not know it?). *Proceedings (Baylor University Medical Center)*. 2007;20(4):418-22.

Tibau A, Bedard PL, Srikanthan A, Ethier J-L, Vera-Badillo FE, Templeton AJ, et al. Author financial conflicts of interest, industry funding, and clinical practice guidelines for anticancer drugs. *Journal of clinical oncology : official journal of the American Society of Clinical Oncology*. 2015;33(1):100-6.

Tibau A, Bedard PL, Srikanthan A, Ethier JL, Vera-Badillo FE, Templeton AJ, et al. Author Financial Conflicts of Interest, Industry Funding, and Clinical Practice Guidelines for Anticancer Drugs. *Journal of Clinical Oncology*. 2015;33(1):100-U58.

Tibblin G. Good continuing education is more important than disadvantages of industrial sponsorship. *Lakartidningen*. 1996;93(11):990.

- Tichelaar YIGV, Lijfering WM. Is hyperhomocysteinaemia a minor risk factor for venous thrombosis or subject to publication bias? *The Netherlands journal of medicine*. 2015;73(8):394-5.
- Ticse R, Villarreal V, Diaz-Velez C. Conflict of interest disclosure and institutional review board on research published in SciELO Peru. *Revista peruana de medicina experimental y salud publica*. 2014;31(1):169-80.
- Tiefer L. Omissions, biases, and nondisclosed conflicts of interest: is there a hidden agenda in the NAMS position statement? *MedGenMed : Medscape general medicine*. 2005;7(3):59.
- Tiefer L. The "consensus" conference on female sexual dysfunction: conflicts of interest and hidden agendas. *Journal of sex & marital therapy*. 2001;27(2):227-36.
- Tieman J, Fong T. Mixing politics with pleasure. An AHA vice president organizes a fund-raiser for the Bush-Cheney campaign. Does this constitute a conflict of interest? *Modern healthcare*. 2003;33(40):6-7, 1.
- Tikk A. Conflict of interest in medical research in Estonia. *Science and engineering ethics*. 2002;8(3):317-8.
- Tillotson JE. Have Health Messages Spurred Industry-sponsored Academic Science? *Nutrition today*. 2002;37(4):151-3.
- Timmer A, Hilsden RJ, Cole J, Hailey D, Sutherland LR. Publication bias in gastroenterological research - a retrospective cohort study based on abstracts submitted to a scientific meeting. *BMC medical research methodology*. 2002;2:7.
- Timmer A. Publication bias in trials other than RCTs. *Zeitschrift fur Evidenz, Fortbildung und Qualitat im Gesundheitswesen*. 2011;105(3):194-200.
- Ting J. Updated 2010 Consolidated Standards of Reporting Trials guidelines and selective reporting of clinical trial outcomes: In response to Babl and Davidson. *Emergency medicine Australasia : EMA*. 2011;23(1):108.
- Ting JYS. Academic medical centers and conflicts of interest. *Jama*. 2006;295(24):2846; author reply 8-9.
- Toal MJ. Industry sponsored bias: NICE may be biased too. *BMJ (Clinical research ed)*. 2011;342:d474.
- Tobacco sponsorship and advertising. *New Zealand nursing forum*. 1990;18(1):5.
- Tobacco sponsorship of sport: think again. *British medical journal (Clinical research ed)*. 1982;284(6313):365.
- Tobbell DA. Allied against reform: pharmaceutical industry-academic physician relations in the United States, 1945-1970. *Bulletin of the history of medicine*. 2008;82(4):878-912.

- Tobin MJ. Conflicts of interest and AJRCCM - Restating policy and a new form to upload. *American Journal of Respiratory and Critical Care Medicine*. 2003;167(9):1161-4.
- Tobin MJ. Conflicts of interest and AJRCCM: restating policy and a new form to upload. *American journal of respiratory and critical care medicine*. 2003;167(9):1161-4.
- Tobin MJ. Conflicts of interest and the patient-doctor covenant. *Intensive care medicine*. 2018;44(10):1760-1.
- Todkill AM, editors of Open M. Tobacco control and the collateral damage of conflict of interest. *Open medicine : a peer-reviewed, independent, open-access journal*. 2010;4(2):e98-e101.
- Tolbert DD. Medical physicists as radiation safety officers: a conflict of interest? *Journal of the American College of Radiology : JACR*. 2004;1(4):286.
- Tolich M, Baldwin KM. Informing consent in New Zealand research: researchers' conflict of interest and patient vulnerability. *The New Zealand medical journal*. 2005;118(1210):U1325.
- Tollefson J. Earth science wrestles with conflict-of-interest policies. *Nature*. 2015;522(7557):403-4.
- Tolo VT. Orthopaedic journals and conflict of interest. *The Journal of bone and joint surgery American volume*. 2011;93(23):2145.
- Tomaszewski C. Conflicts of interest: bias or boon? *Journal of medical toxicology : official journal of the American College of Medical Toxicology*. 2006;2(2):51-4.
- Tomaszewski C. Conflicts of Interest: Bias or Boon? *Journal of Medical Toxicology*. 2006;2(2):51-4.
- Tomatis R. Conflict of interest of the expert. *Epidemiologia e prevenzione*. 2002;26(6):307.
- Tomedi A. Conflicts of interest. *Evidence-based medicine*. 2011;16(6):192; author reply
- Tomlinson RJ. Reminding patients by text message: why do texts need sponsorship? *BMJ (Clinical research ed)*. 2003;327(7414):564.
- Tonelli MR. Conflict of interest in clinical practice. *Chest*. 2007;132(2):664-70.
- Tong Z-Y, Huang S-Q. Safe sites of pollen placement: a conflict of interest between plants and bees? *Oecologia*. 2018;186(1):163-71.
- Tonin FS, Lopes LA, Rotta I, Bonetti AF, Pontarolo R, Correr CJ, et al. Usability and sensitivity of the risk of bias assessment tool for randomized controlled trials of pharmacist interventions. *International Journal of Clinical Pharmacy*. 2019;41(3):785-92.
- Topol EJ, Armstrong P, Van de Werf F, Kleiman N, Lee K, Morris D, et al. Confronting the issues of patient safety and investigator conflict of interest in an international clinical trial of myocardial reperfusion. *Global Utilization of Streptokinase and Tissue Plasminogen Activator*

for Occluded Coronary Arteries (GUSTO) Steering Committee. *Journal of the American College of Cardiology*. 1992;19(6):1123-8.

Topol EJ. Conflict-of-interest policies. *The New England journal of medicine*. 2001;344(13):1017; author reply 8.

Topovsek C. Conflict of interest. *Australian family physician*. 2006;35(3):87.

Torfs K, Rudolph I, Mehnert A, Sindern J. Why research in the pharmaceutical industry can be objective. *Zeitschrift Fur Evidenz Fortbildung Und Qualitaet Im Gesundheitswesen*. 2010;104(3):177-83.

Torgovnick J, Sethi N, Arsura E. The pervasive influence of conflicts of interest: a personal perspective. *Neurology*. 2010;75(22):2045; author reply

Torjesen I. Disclosing payments from drug companies should be mandatory for doctors, says academy. *BMJ (Clinical research ed)*. 2015;351:h4197.

Torjesen I. GMC says it can't force doctors to disclose payments from drug companies. *BMJ (Clinical research ed)*. 2016;354:i3806.

Torjesen I. Medical conflicts of interest: when a declaration isn't enough. *BMJ (Clinical research ed)*. 2018;363:k4660.

Torjesen I. Oncology trial authors don't fully disclose financial conflicts of interests, analysis finds. *BMJ (Clinical research ed)*. 2018;362:k3749.

Tournay V, Pariente A. Understanding the distrust towards the assessment of medicines. Beyond conflict of interests. *Therapie*. 2018;73(4):341-8.

Tran DT, Akpınar I, Fedorak R, Jonsson E, Mackey J, Richer L, et al. The Economic Contribution of Industry-Sponsored Pharmaceutical Clinical Trials. *Journal of pharmacy & pharmaceutical sciences : a publication of the Canadian Society for Pharmaceutical Sciences, Societe canadienne des sciences pharmaceutiques*. 2017;20(1):407-14.

Tran DT, Akpınar I, Jacobs P. The Costs of Industry-Sponsored Drug Trials in Canada. *PharmacoEconomics - open*. 2019.

Trask PC, Dueck AC, Piau E, Campbell A. Patient-Reported Outcomes version of the Common Terminology Criteria for Adverse Events: Methods for item selection in industry-sponsored oncology clinical trials. *Clinical trials (London, England)*. 2018;15(6):616-23.

Traversa G, Venegoni M. Conflict of interest and public health body: the bias and the rule. *Epidemiologia e prevenzione*. 2018;42(2):105.

Travieso R, Patel A, Au AF. Industry-Sponsored Research in Plastic Surgery: Implications and Considerations. *Plastic and Reconstructive Surgery*. 2014;134(5):858E-9E.

Travis DL. Industry-sponsored dental health teaching aids: selection criteria and program examples. *The Journal of school health*. 1982;52(1):57-8.

- Travis EL, Doty L, Helitzer DL. Sponsorship: a path to the academic medicine C-suite for women faculty? *Academic medicine : journal of the Association of American Medical Colleges*. 2013;88(10):1414-7.
- Travis K. NIH adopts strict conflict-of-interest policies for all employees. *Journal of the National Cancer Institute*. 2005;97(5):337.
- Trent LW, McCall MR. Developing a company-sponsored health fair. *The Personnel administrator*. 1985;30(5):101-6.
- Tribble CG. Industry-sponsored negative trials and the potential pitfalls of post hoc analysis. *Archives of surgery (Chicago, Ill : 1960)*. 2008;143(10):933-4.
- Tricco AC, Tetzaff J, Pham B, Brehaut J, Moher D. Non-Cochrane vs. Cochrane reviews were twice as likely to have positive conclusion statements: cross-sectional study. *Journal of Clinical Epidemiology*. 2009;62(4):380-6.
- Tricco AC, Tetzlaff J, Sampson M, Fergusson D, Cogo E, Horsley T, et al. Few systematic reviews exist documenting the extent of bias: a systematic review. *Journal of Clinical Epidemiology*. 2008;61(5):422-34.
- Tringale KR, Hattangadi-Gluth JA. Are We for Sale? Awareness of Industry-Related Financial Conflicts of Interest in Radiation Oncology. *International journal of radiation oncology, biology, physics*. 2017;99(2):255-8.
- Tringale KR, Hattangadi-Gluth JA. Truth, Trust, and Transparency-The Highly Complex Nature of Patients' Perceptions of Conflicts of Interest in Medicine. *JAMA network open*. 2019;2(4):e191929.
- Trinitapoli J, Ellison CG, Boardman JD. US religious congregations and the sponsorship of health-related programs. *Social science & medicine (1982)*. 2009;68(12):2231-9.
- Trinquart L, Abbe A, Ravaud P. Impact of Reporting Bias in Network Meta-Analysis of Antidepressant Placebo-Controlled Trials. *Plos One*. 2012;7(4).
- Trinquart L, Chatellier G, Ravaud P. Adjustment for reporting bias in network meta-analysis of antidepressant trials. *Bmc Medical Research Methodology*. 2012;12.
- Trinquart L, Johns DM, Galea S. Why do we think we know what we know? A metaknowledge analysis of the salt controversy. *International Journal of Epidemiology*. 2016;45(1):251-60.
- Trone JC, Oilier E, Chapelle C, Bertoletti L, Cucherat M, Mismetti P, et al. Statistical controversies in clinical research: limitations of open-label studies assessing antiangiogenic therapies with regard to evaluation of vascular adverse drug events-a meta-analysis. *Annals of Oncology*. 2018;29(4):803-11.
- Truog RD, Curtis JR. Conflicts of interest in critical care partnerships: are we living up to our values? *Intensive Care Medicine*. 2018;44(10):1730-1.

Truscott SD, Baumgart MB, Rogers KM. Financial conflicts of interest in the school psychology assessment literature. *School Psychology Quarterly*. 2004;19(2):166-78.

Tsai AC. Managing nonfinancial conflict of interest: how the "New McCarthyism" could work. *The American journal of bioethics : AJOB*. 2011;11(1):42-4.

Tseng M, Barnoya J, Kruger S, Lachat C, Vandevijvere S, Villamor E. Disclosures of Coca-Cola funding: transparent or opaque? *Public health nutrition*. 2018;21(9):1591-3.

Tseng TY, Stoffs TL, Dahm P. Evidence-based urology in practice: publication bias. *BJU international*. 2010;106(3):318-20.

Tu J-R. Reasons for publication bias in acupuncture RCTs. *Zhongguo zhen jiu = Chinese acupuncture & moxibustion*. 2010;30(7):601-8.

Tucker AM. Conflicts of Interest in Sports Medicine. *Clinics in sports medicine*. 2016;35(2):217-26.

Tucker JA. Conflicts of interest are everywhere. *BMJ (Clinical research ed)*. 2014;348:g1153.

Tudehope D. Re: Conflicts of interest. *Journal of paediatrics and child health*. 2013;49(10):874.

Tuffs A. Sponsorship of patients' groups by drug companies should be made transparent. *BMJ (Clinical research ed)*. 2006;333(7581):1238.

Tugwell P, Knottnerus JA. Should guideline panels declare nonfinancial conflicts of interest? *Journal of clinical epidemiology*. 2014;67(11):1179-80.

Tulandi T, Tan SL. Industry-sponsored research in minimally invasive surgery. *The Journal of the American Association of Gynecologic Laparoscopists*. 2001;8(2):173-5.

Tulay P. Ethical Dilemmas for Oocyte Donations: Slippery Slope for Conflicts of Interest. *Critical reviews in eukaryotic gene expression*. 2016;26(2):133-6.

Tulikangas PK, Ayers A, O'Sullivan DM. A meta-analysis comparing trials of antimuscarinic medications funded by industry or not. *Bju International*. 2006;98(2):377-80.

Tuma RS. New law may be having some effect on publication bias. *Journal of the National Cancer Institute*. 2010;102(5):290-2.

Tumber MB, Dickersin K. Publication of clinical trials: accountability and accessibility. *Journal of Internal Medicine*. 2004;256(4):271-83.

Tumin D, Akpan US, Kohler JA, Sr., Uffman JC. Publication Bias Among Conference Abstracts Reporting on Pediatric Quality Improvement Projects. *American journal of medical quality : the official journal of the American College of Medical Quality*. 2019:1062860619873716.

Tuncay OC. Conflict of interest. *Orthodontics & craniofacial research*. 2003;6(2):73.

Tungaraza T, Poole R. Influence of drug company authorship and sponsorship on drug trial outcomes. *British Journal of Psychiatry*. 2007;191:82-3.

- Tungaraza T, Poole R. Influence of drug company authorship and sponsorship on drug trial outcomes. *The British journal of psychiatry : the journal of mental science*. 2007;191:82-3.
- Tunkel DE. Payments, Conflict of Interest, and Trustworthy Otolaryngology Clinical Practice Guidelines. *JAMA otolaryngology-- head & neck surgery*. 2018;144(3):201-2.
- Turner C. Tobacco manufacturers did not orchestrate media interest in possible ban on tobacco sponsorship. *BMJ (Clinical research ed)*. 1997;315(7116):1162.
- Turner EH, Knoepflmacher D, Shapley L. Publication Bias in Antipsychotic Trials: An Analysis of Efficacy Comparing the Published Literature to the US Food and Drug Administration Database. *Plos Medicine*. 2012;9(3).
- Turner EH, Knoepflmacher D, Shapley L. Publication bias in antipsychotic trials: an analysis of efficacy comparing the published literature to the US Food and Drug Administration database. *PLoS medicine*. 2012;9(3):e1001189.
- Turner EH. Author's reply to Shrier: "Publication bias, with a focus on psychiatry: causes and solutions". *CNS drugs*. 2013;27(9):775-6.
- Turner EH. FDA LETTERS AND SPONSOR ANNOUNCEMENTS From the FDA, we still hear mostly thunderous silence. *Bmj-British Medical Journal*. 2015;351.
- Turner EH. How to access and process FDA drug approval packages for use in research. *Bmj-British Medical Journal*. 2013;347.
- Turner EH. Publication Bias, with a Focus on Psychiatry: Causes and Solutions. *Cns Drugs*. 2013;27(6):457-68.
- Turnipseed W. Industrial relations with academic health care and professional medical associations: What's all the fuss? Who cares anyway? *Surgery*. 2010;148(4):613-7.
- Turpin DL. Authors and their financial ties. *American journal of orthodontics and dentofacial orthopedics : official publication of the American Association of Orthodontists, its constituent societies, and the American Board of Orthodontics*. 2002;122(5):449.
- Turpin DL. Conflicts of interest. *The Angle orthodontist*. 1993;63(4):243-4.
- Turpin DL. Financial conflicts of interest policies: From confusion to clarity. *American journal of orthodontics and dentofacial orthopedics : official publication of the American Association of Orthodontists, its constituent societies, and the American Board of Orthodontics*. 2010;138(3):245-6.
- Turpin DL. From case reports to conflicts of interest. *American journal of orthodontics and dentofacial orthopedics : official publication of the American Association of Orthodontists, its constituent societies, and the American Board of Orthodontics*. 2000;118(1):1-3.
- Turski PA. Conflict of interest in neuroradiology. *Neuroimaging clinics of North America*. 2012;22(3):519-25.

- Tweeddale A. Accuracy of declared conflicts of interest. *Environmental health perspectives*. 2004;112(5):A267-8; author reply A8.
- Tweeddale A. Accuracy of declared conflicts of interest. *Environmental Health Perspectives*. 2004;112(5):A267-A8.
- Tweeddale AC. The inadequacies of pre-market chemical risk assessment's toxicity studies: the implications. *Journal of Applied Toxicology*. 2017;37(1):92-104.
- Two societies address financial conflicts of interest in gene therapy trials. *Professional ethics report : newsletter of the American Association for the Advancement of Science, Committee on Scientific Freedom & Responsibility, Professional Society Ethics Group*. 2000;13(2):6-7.
- Twombly R. Conflict-of-interest rules worry some scientists. *Journal of the National Cancer Institute*. 2007;99(1):6-9.
- Twombly R. Goal of maintaining public's trust brings research groups together on conflict-of-interest guidelines. *Journal of the National Cancer Institute*. 2005;97(21):1560-1.
- Twombly R. Small study on industry trial sponsorship leads to big questions about quality and bias. *Journal of the National Cancer Institute*. 2007;99(13):988-90.
- Tyler JL, Biggs EL. Conflict of interest: strategies for remaining 'purer than Caesar's wife'. *Trustee : the journal for hospital governing boards*. 2004;57(3):22-6, 1.
- Tzellos T, Kyrgidis A, Trigoni A, Zouboulis CC. Association of ustekinumab and briakinumab with major adverse cardiovascular events: An appraisal of meta-analyses and industry sponsored pooled analyses to date. *Dermato-endocrinology*. 2012;4(3):320-3.
- Uesawa Y, Takeuchi T, Mohri K. Publication bias on clinical studies of pharmacokinetic interactions between felodipine and grapefruit juice. *Die Pharmazie*. 2010;65(5):375-8.
- Ulas H, Binbay IT, Alptekin K. Financial Conflict of Interest in Clinical Psychiatry Studies: A Review. *Turk Psikiyatri Dergisi*. 2008;19(4):418-26.
- Ulas H, Binbay T, Alptekin K. Financial conflict of interest in clinical psychiatry studies: a review. *Turk psikiyatri dergisi = Turkish journal of psychiatry*. 2008;19(4):418-26.
- Ulrich R, Miller J. Some properties of p-curves, with an application to gradual publication bias. *Psychological methods*. 2018;23(3):546-60.
- Undisclosed Conflict of Interest. *Jama*. 2018;320(6):605.
- Undisclosed Conflicts of Interest. *Jama*. 2018;319(13):1386.
- Unruh L, Rice T, Rosenau PV, Barnes AJ. The 2013 cholesterol guideline controversy: Would better evidence prevent pharmaceuticalization? *Health Policy*. 2016;120(7):797-808.



Unverzagt S, Prondzinsky R, Peinemann F. Single-center trials tend to provide larger treatment effects than multicenter trials: a systematic review. *Journal of Clinical Epidemiology*. 2013;66(11):1271-80.

Update in Conflict of Interest Disclosure and Errors in the Supplement and Figure. *Jama*. 2016;316(3):350.

Update in Conflict of Interest Disclosures. *Jama*. 2016;315(22):2472.

Updyke KM, Niu W, St Claire C, Schlager E, Knabel M, Leader NF, et al. Corrigendum: Editorial boards of dermatology journals and their potential financial conflict of interest. *Dermatology online journal*. 2018;24(9).

Updyke KM, Niu W, St Claire C, Schlager E, Knabel M, Leader NF, et al. Editorial boards of dermatology journals and their potential financial conflict of interest. *Dermatology online journal*. 2018;24(8).

Upshur R, Buetow S, Loughlin M, Miles A. Can academic and clinical journals be in financial conflict of interest situations? The case of evidence-based incorporated. *Journal of evaluation in clinical practice*. 2006;12(4):405-9.

Urushihara H, Murakami Y, Matsui K, Tashiro S. Nationwide Survey on Informed Consent and Ethical Review at Hospitals Conducting Post-marketing Studies Sponsored by Pharmaceutical Companies. *Yakugaku zasshi : Journal of the Pharmaceutical Society of Japan*. 2018;138(1):63-71.

Uttl B, Cnudde K, White CA. Conflict of interest explains the size of student evaluation of teaching and learning correlations in multisection studies: a meta-analysis. *PeerJ*. 2019;7:e7225.

Uusitupa M. Conflicts of interest in financing medical research. *Duodecim; laaketieteellinen aikakauskirja*. 2003;119(15):1405-7.

Uzych L. Physicians, gifts and the pharmaceutical industry. *The Nebraska medical journal*. 1991;76(9):311-2.

Vaganay A. Outcome Reporting Bias in Government Sponsored Policy Evaluations: A Qualitative Content Analysis of 13 Studies. *Plos One*. 2016;11(9).

Vaidya SG, Naik UD, Vaidya JS. Effect of sports sponsorship by tobacco companies on children's experimentation with tobacco. *BMJ (Clinical research ed)*. 1996;313(7054):400.

Vaidya SG, Vaidya JS, Naik UD. Sports sponsorship by cigarette companies influences the adolescent children's mind and helps initiate smoking: results of a national study in India. *Journal of the Indian Medical Association*. 1999;97(9):354-6, 9.

Vaidya SG, Vaidya JS. Tobacco sponsorship of Formula One motor racing. *Lancet (London, England)*. 1998;351(9100):452.

Vaitkus PT, Brar C. N-acetylcysteine in the prevention of contrast-induced nephropathy: publication bias perpetuated by meta-analyses. *American heart journal*. 2007;153(2):275-80.

Valachis A, Polyzos NP, Nearchou A, Lind P, Mauri D. Financial Relationships in Economic Analyses of Targeted Therapies in Oncology. *Journal of Clinical Oncology*. 2012;30(12):1316-20.

Vallve C. The function of the physician in the pharmaceutical industry. *Medicina clinica*. 1983;81(16):717-9.

van Aert RCM, Wicherts JM, van Assen MALM. Publication bias examined in meta-analyses from psychology and medicine: A meta-meta-analysis. *PloS one*. 2019;14(4):e0215052.

van Berckel P. Conference sponsorship. *Lancet (London, England)*. 1988;1(8587):708.

Van Biesen W, Lameire N, Verbeke F, Vanholder R. Residual renal function and volume status in peritoneal dialysis patients: a conflict of interest? *Journal of nephrology*. 2008;21(3):299-304.

Van Buskirk EM. Conflicted! *Journal of Glaucoma*. 2001;10(4):253-5.

Van Campen LE, Therasse DG, Klopfenstein M, Levine RJ. Development, implementation and critique of a bioethics framework for pharmaceutical sponsors of human biomedical research. *Current medical research and opinion*. 2015;31(11):2071-80.

van den Bogert CA, Souverein PC, Brekelmans CTM, Janssen SWJ, van Hunnik M, Koeter GH, et al. Occurrence and determinants of selective reporting of clinical drug trials: design of an inception cohort study. *BMJ open*. 2015;5(7):e007827.

van der Eijk Y, Bero LA, Malone RE. Philip Morris International-funded 'Foundation for a Smoke-Free World': analysing its claims of independence. *Tobacco Control*. 2019;28(6):712-8.

van der Hoogte AR, Pieters T. Drug advertising as communication between the pharmaceutical industry and the physician: advertisements for psychotropic drugs in the Dutch medical journal, *Nederlands Tijdschrift voor Geneeskunde*, 1900-1940. *Studium (Rotterdam, Netherlands)*. 2010;3(4):139-54.

van der Jagt M, Koudstaal PJ, Dippel DWJ, Habbema JDF. Methodological quality and publication bias in observational studies on risk of rupture of unruptured intracranial aneurysms. *Stroke*. 2008;39(1):e11.

van der Schot AA, Phillips C. Publication Bias in Animal Welfare Scientific Literature. *Journal of Agricultural & Environmental Ethics*. 2013;26(5):945-58.

van der Steen JT, van den Bogert CA, van Soest-Poortvliet MC, Fazeli Farsani S, Otten RHJ, Ter Riet G, et al. Determinants of selective reporting: A taxonomy based on content analysis of a random selection of the literature. *PloS one*. 2018;13(2):e0188247.

van der Wall EE. Conflicts of interest: call for new editorial policies in European national journals. *Netherlands heart journal : monthly journal of the Netherlands Society of Cardiology and the Netherlands Heart Foundation*. 2012;20(6):249-50.

Van Der Weyden MB, Chew M. Managing conflict of interest: sense and sensibility. *The Clinical biochemist Reviews*. 2005;26(2):3-5.

Van Der Weyden MB. Confronting conflict of interest in research organisations: time for national action. *The Medical journal of Australia*. 2001;175(8):396-7.

Van Dongen S. Associations between asymmetry and human attractiveness: Possible direct effects of asymmetry and signatures of publication bias. *Annals of human biology*. 2011;38(3):317-23.

van Duppen D. Sponsoring of research by the industry is not good for science. *Nederlands tijdschrift voor geneeskunde*. 2006;150(41):2283; author reply

van Enst WA, Ochodo E, Scholten RJPM, Hoofst L, Leeflang MM. Investigation of publication bias in meta-analyses of diagnostic test accuracy: a meta-epidemiological study. *BMC medical research methodology*. 2014;14:70.

van Gorp WG, Tranel D. Editorial statement: disclosure of funding sources and financial interests by authors. *Journal of clinical and experimental neuropsychology*. 2004;26(3):306.

van Hall SF. Conflicts of interest: disclosure and resolution. *Cost & quality quarterly journal : CQ*. 1998;4(1):21-5.

Van Haute A. Managing perceived conflicts of interest while ensuring the continued innovation of medical technology. *Journal of vascular surgery*. 2011;54(3 Suppl):31S-3S.

van Kolschooten F. Conflicts of interest: Can you believe what you read? *Nature*. 2002;416(6879):360-3.

van Lent M, IntHout J, Out HJ. Peer review comments on drug trials submitted to medical journals differ depending on sponsorship, results and acceptance: a retrospective cohort study. *BMJ open*. 2015;5(9):e007961.

van Lent M, Out HJ. Effect of funding source on publication bias is not so clear cut. *BMJ (Clinical research ed)*. 2013;347:f7582.

van Lent M, Out HJ. Tackling conflicts of interest. Industry tie may be benchmark of quality. *BMJ (Clinical research ed)*. 2011;343:d5607.

van Lent M, Overbeke J, Out HJ. Recommendations for a uniform assessment of publication bias related to funding source. *Bmc Medical Research Methodology*. 2013;13.

van Lent M, Overbeke J, Out HJ. Recommendations for a uniform assessment of publication bias related to funding source. *BMC medical research methodology*. 2013;13:120.

van Lent M, Overbeke J, Out HJ. Role of Editorial and Peer Review Processes in Publication Bias: Analysis of Drug Trials Submitted to Eight Medical Journals. *Plos One*. 2014;9(8).

van Lent M, Overbeke J, Out HJ. Role of editorial and peer review processes in publication bias: analysis of drug trials submitted to eight medical journals. *PloS one*. 2014;9(8):e104846.

van Lent M, Rongen GA, Out HJ. Shortcomings of protocols of drug trials in relation to sponsorship as identified by Research Ethics Committees: analysis of comments raised during ethical review. *BMC medical ethics*. 2014;15:83.

van Lieshout CT, Tijdink JK, Smulders YM. Conflict of interest disclosure slides at the European Society of Cardiology Congress 2016 in Rome: are they displayed long enough to assess their content? A cross-sectional study. *Bmj Open*. 2018;8(11).

van Lieshout CT, Tijdink JK, Smulders YM. Conflict of interest disclosure slides at the European Society of Cardiology Congress 2016 in Rome: are they displayed long enough to assess their content? A cross-sectional study. *BMJ open*. 2018;8(11):e023534.

Van 't Veer AE, Giner-Sorolla R. Pre-registration in social psychology-A discussion and suggested template. *Journal of Experimental Social Psychology*. 2016;67:2-12.

van Tulleken C. Overdiagnosis and industry influence: how cow's milk protein allergy is extending the reach of infant formula manufacturers. *Bmj-British Medical Journal*. 2018;363.

van Vliet EPM, Eijkemans MJC, Kuipers EJ, Poley JW, Steyerberg EW, Siersema PD. Publication bias does not play a role in the reporting of the results of endoscopic ultrasound staging of upper gastrointestinal cancers. *Endoscopy*. 2007;39(4):325-32.

van Witteloostuijn A. REGULAR ISSUE PAPER What happened to Popperian falsification? Publishing neutral and negative findings Moving away from biased publication practices. *Cross Cultural & Strategic Management*. 2016;23(3):481-508.

Vandenbroucke JP, Rosendaal FR. Publication bias. *Lancet (London, England)*. 1994;343(8889):119.

Vandenbroucke JP, von Elm E, Altman DG, Gotzsche PC, Mulrow CD, Pocock SJ, et al. Strengthening the Reporting of Observational Studies in Epidemiology (STROBE) Explanation and Elaboration. *Epidemiology*. 2007;18(6):805-35.

Vandenbroucke JP, von Elm E, Altman DG, Gotzsche PC, Mulrow CD, Pocock SJ, et al. Strengthening the Reporting of Observational Studies in Epidemiology (STROBE): Explanation and Elaboration. *Annals of Internal Medicine*. 2007;147(8):W163-W94.

Vandenbroucke JP, von Elm E, Altman DG, Gotzsche PC, Mulrow CD, Pocock SJ, et al. Strengthening the Reporting of Observational Studies in Epidemiology (STROBE): Explanation and elaboration. *International Journal of Surgery*. 2014;12(12):1500-24.

Vandenbroucke JP, von Elm E, Altman DG, Gotzsche PC, Mulrow CD, Pocock SJ, et al. Strengthening the reporting of observational studies in epidemiology (STROBE): Explanation and elaboration. *Plos Medicine*. 2007;4(10):1628-54.

Vandenbroucke JP. Medical journals and the shaping of medical knowledge. *Lancet*. 1998;352(9145):2001-6.

- Vandenbroucke JP. Observational research and evidence-based medicine: What should we teach young physicians? *Journal of Clinical Epidemiology*. 1998;51(6):467-72.
- Vandenbroucke JP. Passive smoking and lung cancer: a publication bias? *British medical journal (Clinical research ed)*. 1988;296(6619):391-2.
- Vandvik PO, Alhazzani W, Moller MH. Understanding conflicts of interest. *Intensive care medicine*. 2018;44(10):1738-40.
- Vannacci A, Ravaldi C, Cosci F. Publication bias in complementary and conventional medicine. *European journal of clinical pharmacology*. 2005;61(2):161-2; author reply 3.
- Varrin RD, Kukich DS. Guidelines for industry-sponsored research at universities. *Science (New York, NY)*. 1985;227(4685):385-8.
- Vasconcelos SMR, Cassimiro MC, Martins MFM, Palacios M. Addressing conflicts of interest in the research paper: a societal demand in contemporary science? *Brazilian journal of medical and biological research = Revista brasileira de pesquisas medicas e biologicas*. 2013;46(12):1007-13.
- Vasconcelos SMR, Cassimiro MC, Martins MFM, Palacios M. Addressing conflicts of interest in the research paper: a societal demand in contemporary science? *Brazilian Journal of Medical and Biological Research*. 2013;46(12):1007-13.
- Vavken P, Dorotka R. The prevalence and effect of publication bias in orthopaedic meta-analyses. *Journal of orthopaedic science : official journal of the Japanese Orthopaedic Association*. 2011;16(2):238-44.
- Vawdrey DK, Hripcsak G. Publication bias in clinical trials of electronic health records. *Journal of biomedical informatics*. 2013;46(1):139-41.
- Vedula SS, Bero L, Scherer RW, Dickersin K. Outcome Reporting in Industry-Sponsored Trials of Gabapentin for Off-Label Use. *New England Journal of Medicine*. 2009;361(20):1963-71.
- Vedula SS, Bero L, Scherer RW, Dickersin K. Outcome reporting in industry-sponsored trials of gabapentin for off-label use. *The New England journal of medicine*. 2009;361(20):1963-71.
- Vedula SS, Goldman PS, Rona IJ, Greene TM, Dickersin K. Implementation of a publication strategy in the context of reporting biases. A case study based on new documents from Neurontin (R) litigation. *Trials*. 2012;13.
- Vedula SS, Li T, Dickersin K. Differences in reporting of analyses in internal company documents versus published trial reports: comparisons in industry-sponsored trials in off-label uses of gabapentin. *PLoS medicine*. 2013;10(1):e1001378.
- Veerman JL, Vos T. Confusion from analyses and conflicts of interest. *BMJ (Clinical research ed)*. 2008;337:a2683.
- Veitch E. Tackling publication bias in clinical trial reporting. *PLoS announces the launch of a new online journal. PLoS medicine*. 2005;2(10):e367.

- Velicer C, Helen GS, Glantz SA. Tobacco papers and tobacco industry ties in regulatory toxicology and pharmacology. *Journal of Public Health Policy*. 2018;39(1):34-48.
- Venincasa MJ, Kuriyan AE, Sridhar J. Effect of funding source on reporting bias in studies of intravitreal anti-vascular endothelial growth factor therapy for retinal vein occlusion. *Acta Ophthalmologica*. 2019;97(2):E296-E302.
- Venuto A, de Marco A. Conflict of interests: multiple signal peptides with diverging goals. *Journal of cellular biochemistry*. 2013;114(3):510-3.
- Vera-Badillo FE, Ocana A, Templeton AJ, Tibau A, Amir E, Tannock IF. Raising concern about the American Society of Clinical Oncology conflict of interest policy amendment. *Journal of clinical oncology : official journal of the American Society of Clinical Oncology*. 2014;32(28):3197.
- Vercellini P, Vigano P, Somigliana E. Is exaggeration in academic press releases related to investigators' conflicts of interests? *BMJ (Clinical research ed)*. 2015;350:h137.
- Vercellini P. Medical schools should prohibit financial ties between individual academics and industry. *BMJ (Clinical research ed)*. 2015;351:h4301.
- Verma SK. Physician pharmaceutical industry interaction: changing dimensions and ethics. *Indian pediatrics*. 2004;41(1):29-36.
- Vermeulen M, Bouma J. The influence of the pharmaceutical industry in patient organisations. *Nederlands tijdschrift voor geneeskunde*. 2007;151(44):2432-4.
- Vermeulen M. Sponsoring of research by the industry is not good for science. *Nederlands tijdschrift voor geneeskunde*. 2006;150(32):1769.
- Verschraegen G. Regulating Scientific Research: A Constitutional Moment? *Journal of Law and Society*. 2018;45:S163-S84.
- Vesterinen HM, Johnson PI, Koustas E, Lam J, Sutton P, Woodruff TJ. In Support of EHP's Proposal to Adopt the ARRIVE Guidelines. *Environmental Health Perspectives*. 2013;121(11-12):A325-A.
- Vevea JL, Woods CM. Publication bias in research synthesis: sensitivity analysis using a priori weight functions. *Psychological methods*. 2005;10(4):428-43.
- Vidal SM. Ethical fractures of the globalized model: ethical standards in clinical practice and biomedical research. *Revista Colombiana De Bioetica*. 2010;5(2):61-82.
- Viergever RF, Karam G, Reis A, Ghersi D. The Quality of Registration of Clinical Trials: Still a Problem. *Plos One*. 2014;9(1).
- Vieta E. Psychiatry: from interest in conflicts to conflicts of interest. *World psychiatry : official journal of the World Psychiatric Association (WPA)*. 2007;6(1):27-9.

Villalba L. Pharmaceutical companies and medical practitioners or "the beast and the beauty"? *Clinics in Dermatology*. 2019;37(1):16-20.

Villani G. Sponsorship and conflicts of interests in CME: the Italian experience. *Medicine and law*. 2009;28(2):197-209.

Vincent J-L, Christopher KB, McLean A. Do I have a conflict of interest? No. *Intensive care medicine*. 2018;44(10):1744-5.

Vineis P, Saracci R. Conflicts of interest matter and awareness is needed. *Journal of epidemiology and community health*. 2015;69(10):1018-20.

Vineis P. On conflict of interests. *Epidemiologia e prevenzione*. 2012;36(6):367-8.

Vineis P. Uses of scientific information and conflicts of interest. *Recenti progressi in medicina*. 2016;107(2):67-70.

Vinicky JK, Edwards SS, Orlowski JP. Conflicts of interest, conflicting interests, and interesting conflicts. *The Journal of clinical ethics*. 1995;6(4):358-66.

Virbalis R. Conflict of interest in medicine in Lithuania: legal and ethical aspects. *Science and engineering ethics*. 2002;8(3):349-52.

Viswanathan M, Carey TS, Belinson SE, Berliner E, Chang SM, Graham E, et al. A proposed approach may help systematic reviews retain needed expertise while minimizing bias from nonfinancial conflicts of interest. *Journal of clinical epidemiology*. 2014;67(11):1229-38.

Vitale A, Ceriotti A. Protein quality control mechanisms and protein storage in the endoplasmic reticulum. A conflict of interests? *Plant physiology*. 2004;136(3):3420-6.

Vitry A, Lofgren H. Health consumer groups and the pharmaceutical industry: is transparency the answer? Lofgren H, DeLeeuw E, Leahy M, editors 2011. 239-54 p.

Vitry A. Transparency is good, independence from pharmaceutical industry is better! *Australian prescriber*. 2016;39(4):112-3.

Vitry AI. Reporting of Studies on New Medicines in Major Medical Journals: A Case Study in Breast Cancer. *Clinical Pharmacology & Therapeutics*. 2010;87(4):398-400.

Voelker R. Medical students' paradox: drug company materials biased yet helpful, they say. *Jama*. 2011;305(23):2401.

Vogeli C, Koski G, Campbell EG. Policies and management of conflicts of interest within medical research institutional review boards: results of a national study. *Academic medicine : journal of the Association of American Medical Colleges*. 2009;84(4):488-94.

Vogenberg FR. Specialty pharmacy trends and plan sponsor value. *Biotechnology healthcare*. 2009;6(3):43-5.

Voineskos SH, Coroneos CJ, Ziolkowski NI, Kaur MN, Banfield L, Meade MO, et al. A Systematic Review of Surgical Randomized Controlled Trials: Part 2. Funding Source, Conflict of Interest, and Sample Size in Plastic Surgery. *Plastic and Reconstructive Surgery*. 2016;137(2):453E-61E.

Volk AS, Kaplan J, Reece EM, Winocour S. Are Surgical Consents an Ideal Platform for Disclosing Conflicts of Interests to Patients? *Plastic and reconstructive surgery*. 2019;144(5):954e.

Volk AS, Kaplan J, Reece EM, Winocour S. Are Surgical Consents an Ideal Platform to Disclose Conflicts of Interests to Patients? *Plastic and reconstructive surgery*. 2019.

Vollan DD. Sponsorship and administration of postgraduate medical education. *Journal of the American Medical Association*. 1955;158(1):39-43.

Vollgraff Heidweiller-Schreurs CA, Korevaar DA, Mol BWJ, Bax CJ, de Groot CJM, de Boer MA, et al. Publication bias may exist among prognostic accuracy studies of middle cerebral artery Doppler ultrasound. *Journal of clinical epidemiology*. 2019;116:1-8.

Vollmann J. Gifts to physicians from the pharmaceutical industry. *Jama*. 2000;283(20):2656; author reply 7-8.

Voluntary admission of children to mental hospitals: a conflict of interest between parent and child. *Maryland law review (Baltimore, Md : 1936)*. 1976;36(1):153-81.

Volz DC, Elliott KC. Mitigating conflicts of interest in chemical safety testing. *Environmental science & technology*. 2012;46(15):7937-8.

von Elm E, Poggia G, Walder B, Tramer MR. Different patterns of duplicate publication - An analysis of articles used in systematic reviews. *Jama-Journal of the American Medical Association*. 2004;291(8):974-80.

von Elm E, Rollin A, Blumle A, Huwiler K, Witschi M, Egger M. Publication and non-publication of clinical trials: longitudinal study of applications submitted to a research ethics committee. *Swiss Medical Weekly*. 2008;138(13-14):197-203.

von Heimburg P. A short brief on conflicts of interest. *CDS review*. 2015;108(7):22.

von Knorring L. Evidence-based medicine, randomized controlled trials, publication bias, patient population, follow-up and access. *Nordic journal of psychiatry*. 2003;57(4):251.

von Niederhausern B, Guyatt GH, Briel M, Pauli-Magnus C. Academic response to improving value and reducing waste: A comprehensive framework for INcreasing QUALity In patient-oriented academic clinical REsearch (INQUIRE). *Plos Medicine*. 2018;15(6).

Vorobiof G. Do conflicts of interest really matter or does no one read the fine print anyway? *Journal of the American College of Cardiology*. 2008;51(19):1911; author reply

Vorster H. Sponsorship of nutrition research in developing countries. *Public health nutrition*. 2001;4(5):1023-4.



Vredenburg MJ, Caspers PWJ, Hoogerbrugge R, Barends DM. Choice and validation of a near infrared spectroscopic application for the identity control of starting materials. practical experience with the EU draft Note for Guidance on the use of near infrared spectroscopy by the pharmaceutical industry and the data to be forwarded in part II of the dossier for a marketing authorization. *European journal of pharmaceutics and biopharmaceutics : official journal of Arbeitsgemeinschaft fur Pharmazeutische Verfahrenstechnik eV*. 2003;56(3):489-99.

Vrhovac B. Conflict of interest in Croatia: doctors with dual obligations. *Science and engineering ethics*. 2002;8(3):309-16.

Vuckovic-Dekic L. Good Scientific Practice. Part IV. Conflict of interest. *Journal of BUON : official journal of the Balkan Union of Oncology*. 2004;9(4):359-62.

Wade L, Whitehead H, Weilgart L. Conflict of interest in research on anthropogenic noise and marine mammals: Does funding bias conclusions? *Marine Policy*. 2010;34(2):320-7.

Wade S. Community care. Conflict of interests? *Nursing the elderly : in hospital, homes and the community*. 1992;4(2):11-3.

Wadman M. NIH workers see red over revised rules for conflicts of interest. *Nature*. 2005;434(7029):3-4.

Wadmann S. Physician-industry collaboration: Conflicts of interest and the imputation of motive. *Social Studies of Science*. 2014;44(4):531-54.

Wager E, Elia N. Why should clinical trials be registered? *European Journal of Anaesthesiology*. 2014;31(8):397-400.

Wager E, Williams P, Failure OPO. "Hardly worth the effort"? Medical journals' policies and their editors' and publishers' views on trial registration and publication bias: quantitative and qualitative study. *Bmj-British Medical Journal*. 2013;347.

Wager E, Williams P, Project Overcome failure to Publish nEgative fiNDings C. "Hardly worth the effort"? Medical journals' policies and their editors' and publishers' views on trial registration and publication bias: quantitative and qualitative study. *BMJ (Clinical research ed)*. 2013;347:f5248.

Wager E, Woolley K, Adshead V, Cairns A, Fullam J, Gonzalez J, et al. Awareness and enforcement of guidelines for publishing industry-sponsored medical research among publication professionals: the Global Publication Survey. *BMJ open*. 2014;4(4):e004780.

Wager E. Good practice in publication of clinical trial results. *British Journal of Psychiatry*. 2003;183:464-5.

Wager E. Publishing ethics and integrity. Campbell R, Pentz E, Borthwick I, editors 2012. 337-54 p.

Wager E. The need for trial identifiers. *Current Medical Research and Opinion*. 2004;20(2):203-6.

Wagner G, Kudaiberdieva G, Bacharova L. International Research Interdisciplinary School (IRIS) initiative: sponsorship of journals in training of participants in peer-review. *Journal of electrocardiology*. 2016;49(3):263-4.

Wagner W, McGarity T. Regulatory reinforcement of journal conflict of interest disclosures: How could disclosure of interests work better in medicine, epidemiology and public health? *Journal of Epidemiology and Community Health*. 2009;63(8):606-7.

Wagner W, Michaels D. Equal treatment for regulatory science: Extending the controls governing the quality of public research to private research. *American Journal of Law & Medicine*. 2004;30(2-3):119-54.

Wagner WE. Commons ignorance: The failure of environmental law to produce needed information on health and the environment. *Duke Law Journal*. 2004;53(6):1619-745.

Wahlbeck K, Adams C. Beyond conflict of interest. Sponsored drug trials show more-favourable outcomes. *BMJ (Clinical research ed)*. 1999;318(7181):465.

Wainwright P, Gallagher A. Understanding general practitioners' conflicts of interests and the paramouncy principle in safeguarding children. *Journal of medical ethics*. 2010;36(5):302-5.

Waite DE. Sponsorship of research. *Lancet (London, England)*. 1996;348(9024):410.

Waixel C. Senate hearings on program sponsorship: a bitter pill for the pharmaceutical industry? *Biomedical communications*. 1976;4(5):6-7.

Wakefield M, Szczypka G, Terry-McElrath Y, Emery S, Flay B, Chaloupka F, et al. Mixed messages on tobacco: comparative exposure to public health, tobacco company- and pharmaceutical company-sponsored tobacco-related television campaigns in the United States, 1999-2003. *Addiction (Abingdon, England)*. 2005;100(12):1875-83.

Walcott BP, Sheth SA, Nahed BV, Coumans JV. Conflict of Interest in Spine Research Reporting. *Plos One*. 2012;7(8).

Walcott BP, Sheth SA, Nahed BV, Coumans J-V. Conflict of interest in spine research reporting. *PloS one*. 2012;7(8):e44327.

Waldman M. Conflict of interest, physicians and physiotherapy. *CMAJ : Canadian Medical Association journal = journal de l'Association medicale canadienne*. 1996;154(11):1737-9.

Waldman R, Kelsey A, Grant-Kels JM. Comment on: "Conflicts of interest for physician owners of private equity-owned medical practices". *Journal of the American Academy of Dermatology*. 2020;82(1):e33.

Waldron M. Errors, omissions, and publication bias. *Diseases of the colon and rectum*. 2015;58(4):e53.

Waldstreicher J, Johns ME. Managing Conflicts of Interest in Industry-Sponsored Clinical Research: More Physician Engagement Is Required. *Jama*. 2017;317(17):1751-2.

Wallace M, Bowman D, Hamilton-Gibbs H, Siersema PD. Ethics in Publication part 3: Conflicts of Interest. *Endoscopy*. 2019.

Wallace M, Bowman D, Hamilton-Gibbs H, Siersema PD. Ethics in publication, part 3: conflicts of interest. *Gastrointestinal endoscopy*. 2019.

Wallace MS. Pain Medicine Ethics Forum: Key Opinion Leaders with Industry Conflicts of Interest Should Be Able to Hold Leadership Positions in Professional Medical Associations. *Pain medicine (Malden, Mass)*. 2016;17(2):218.

Wallach JD, Gonsalves GS, Ross JS. Research, regulatory, and clinical decision-making: the importance of scientific integrity. *Journal of Clinical Epidemiology*. 2018;93:88-93.

Wallach OD, Boyack KW, Ioannidis JPA. Reproducible research practices, transparency, and open access data in the biomedical literature, 2015-2017. *Plos Biology*. 2018;16(11).

Wallen B. NYSCHP corporate sponsor scholarship essay award: social media, friend or foe? *Journal of pharmacy practice*. 2013;26(4):454-5.

Walls H, Liverani M, Chheng K, Parkhurst J. The many meanings of evidence: a comparative analysis of the forms and roles of evidence within three health policy processes in Cambodia. *Health Research Policy and Systems*. 2017;15.

Walls H, Liverani M, Chheng K, Parkhurst J. The Many Meanings of Evidence: A Comparative Analysis of the Forms and Roles of Evidence Within Three Health Policy Processes in Cambodia. Parkhurst J, Ettelt S, Hawkins B, editors 2018. 21-49 p.

Walsh J. Universities: industry links raise conflict of interest issue. *Science (New York, NY)*. 1969;164(3878):411-2.

Walsh PC. Conflict of interest or widely held misconception? *Urology*. 1997;50(6):1028.

Wan J, Cain MP, Tanaka S, Nelson C. Conflict of Interest, Self-Reporting and Our Profession. *The Journal of urology*. 2019;201(4):678-9.

Wan X, Ma S, Hoek J, Yang J, Wu L, Zhou J, et al. Conflict of interest and FCTC implementation in China. *Tobacco control*. 2012;21(4):412-5.

Wandall B, Hansson SO, Ruden C. Bias in toxicology. *Archives of Toxicology*. 2007;81(9):605-17.

Wang AT, McCoy CP, Murad MH, Montori VM. Association between industry affiliation and position on cardiovascular risk with rosiglitazone: cross sectional systematic review. *Bmj-British Medical Journal*. 2010;340.

Wang AT, Montori VM, Murad MH. FINANCIAL CONFLICTS OF INTEREST IN BIOMEDICAL RESEARCH: THE NEED TO IMPROVE THE SYSTEM. *Drug News & Perspectives*. 2010;23(9):607-12.

Wang J, Shapira P. Is there a relationship between research sponsorship and publication impact? An analysis of funding acknowledgments in nanotechnology papers. *PloS one*. 2015;10(2):e0117727.

Wang MTM, Grey A, Bolland MJ. Conflicts of interest and expertise of independent commenters in news stories about medical research. *Canadian Medical Association Journal*. 2017;189(15):E553-E9.

Wang MTM, Grey A, Bolland MJ. Conflicts of interest and expertise of independent commenters in news stories about medical research. *CMAJ : Canadian Medical Association journal = journal de l'Association medicale canadienne*. 2017;189(15):E553-E9.

Wang TC. Follow the money. *Gastroenterology*. 2000;118(5):819-.

Wang X, Chen Y, Yao L, Zhou Q, Wu Q, Estill J, et al. Reporting of declarations and conflicts of interest in WHO guidelines can be further improved. *Journal of clinical epidemiology*. 2018;98:1-8.

Wang XQ, Chen YL, Yao L, Zhou Q, Wu QF, Estill J, et al. Reporting of declarations and conflicts of interest in WHO guidelines can be further improved. *Journal of Clinical Epidemiology*. 2018;98:1-8.

Wann S. Conflicts of interest, integrity, and public respect: challenges to the professional standing of modern cardiologists. *The American heart hospital journal*. 2003;1(3):236-9.

Waqas A, Baig AA, Khalid MA, Aedma KK, Naveed S. Conflicts of interest and outcomes of clinical trials of antidepressants: An 18-year retrospective study. *Journal of psychiatric research*. 2019;116:83-7.

Ward S. Conflict of interest in medical research and development. *Seminars in perioperative nursing*. 1993;2(3):197-201.

Wareham KJ, Hyde RM, Grindlay D, Brennan ML, Dean RS. Sponsorship bias and quality of randomised controlled trials in veterinary medicine. *BMC veterinary research*. 2017;13(1):234.

Waring GO, 3rd. Disclosure of potential conflict of interest. *Refractive & corneal surgery*. 1990;6(2):80-1.

Warner TD, Gluck JP. What do we really know about conflicts of interest in biomedical research? *Psychopharmacology*. 2003;171(1):36-46.

Warner TD, Roberts LW. Scientific integrity, fidelity and conflicts of interest in research - Editorial review. *Current Opinion in Psychiatry*. 2004;17(5):381-5.

Warner TD, Roberts LW. Scientific integrity, fidelity and conflicts of interest in research. *Current opinion in psychiatry*. 2004;17:381-5.

Warntjen M. Sponsoring of medical conferences, workshops and symposia by pharmaceutical companies. Physicians must be wary of this! *Der Anaesthesist*. 2009;58(12):1256-60.

Warntjen M. Sponsorship of medical congresses, workshops and symposia by pharmaceutical companies. *Der Pathologe*. 2010;31(2):157-61.

Warntjen M. Sponsorship of medical congresses, workshops and symposia by the pharmaceutical industry: as a physician, exercise caution! *Der Unfallchirurg*. 2010;113(2):159-63.

Wastila LJ, Farber NJ. Residents' perceptions about surrogate decision makers' financial conflicts of interest in ventilator withdrawal. *Journal of palliative medicine*. 2014;17(5):533-9.

Waterston T, Nathwani A, Morley D, Shabde N, Spencer N, de Wildt G, et al. Should industry sponsor research? Researchers must recognise damage done by overt association with formula manufacturers. *BMJ (Clinical research ed)*. 1999;318(7178):260.

Waterston T, Wright C. Sponsorship of paediatric associations by manufacturers of breastmilk substitutes. *Lancet (London, England)*. 2019;393(10172):622-3.

Waterston T, Yilmaz G. Sponsorship of paediatricians/paediatric societies by the Baby Feeding Industry--a position paper by the International Society for Social Paediatrics and Child Health. *Child: care, health and development*. 2016;42(2):149-52.

Watkins RS, Kimberly J, Jr. What residents don't know about physician-pharmaceutical industry interactions. *Academic medicine : journal of the Association of American Medical Colleges*. 2004;79(5):432-7.

Watson PY, Khandelwal AK, Musial JL, Buckley JD. Resident and faculty perceptions of conflict of interest in medical education. *Journal of general internal medicine*. 2005;20(4):357-9.

Watson PY, Musial JL, Khandelwal AK, Buckley JD. Academic medical centers and conflicts of interest. *Jama*. 2006;295(24):2847-8; author reply 8-9.

Watson R. Euro MPs refuse to approve medicines agency's accounts until they tighten rules on conflicts of interest. *BMJ (Clinical research ed)*. 2012;344:e3495.

Watson R. European Medicines Agency is accused of weakening its conflict of interest policy. *BMJ (Clinical research ed)*. 2014;349:g7431.

Watson T. University scientists to be investigated for conflicts of interest. *Nature*. 1992;358(6388):614.

Watson WL, Brunner R, Wellard L, Hughes C. Sponsorship of junior sport development programs in Australia. *Australian and New Zealand journal of public health*. 2016;40(4):326-8.

Waxman HA. A history of adverse drug experiences: Congress had ample evidence to support restrictions on the promotion of prescription drugs. *Food and Drug Law Journal*. 2003;58(3):299-312.

Wayant C, Scheckel C, Hicks C, Nissen T, Leduc L, Som M, et al. Evidence of selective reporting bias in hematology journals: A systematic review. *Plos One*. 2017;12(6).

Wayant C, Scheckel C, Hicks C, Nissen T, Leduc L, Som M, et al. Evidence of selective reporting bias in hematology journals: A systematic review. *PloS one*. 2017;12(6):e0178379.

Wayant C, Turner E, Meyer C, Sinnott P, Vassar M. Financial Conflicts of Interest Among Oncologist Authors of Reports of Clinical Drug Trials. *JAMA oncology*. 2018;4(10):1426-8.

Waymack MH. Ethical conflicts of interest. *Journal of the American Dietetic Association*. 2003;103(5):555-7.

Wayne DB, Green M, Neilson EG. Teaching Medical Students About Conflicts of Interest. *Jama*. 2017;317(17):1733-4.

Wazana A, Primeau F. Ethical considerations in the relationship between physicians and the pharmaceutical industry. *Psychiatric Clinics of North America*. 2002;25(3):647-+.

Wazana A, Primeau F. Ethical considerations in the relationship between physicians and the pharmaceutical industry. *The Psychiatric clinics of North America*. 2002;25(3):647-63, viii.

Wazana A. Physicians and the pharmaceutical industry - Is a gift ever just a gift? *Jama-Journal of the American Medical Association*. 2000;283(3):373-80.

Wazana A. Physicians and the pharmaceutical industry: is a gift ever just a gift? *Jama*. 2000;283(3):373-80.

Wazana. Gifts to physicians from the pharmaceutical industry. *Jama*. 2000;283(20):2655-8.

Weaver WD. President's page: understanding the implications of conflict of interest issues. *Journal of the American College of Cardiology*. 2008;52(15):1274-5.

Weber DJ, Couper DJ, Simpson RJ, Jr. Academic chartered data safety committees versus industry sponsored data safety committees: The need for different recommendations. *Clinical trials (London, England)*. 2018;15(2):212-3.

Weber EJ. Publication bias begins at home. *Emergency medicine journal : EMJ*. 2019;36(9):518-9.

Weber JE. Conflicts of interest in emergency medicine. *Emergency medicine clinics of North America*. 1999;17(2):475-90, xii-xiii.

Weber LJ, Bissell MG. The institutional review board and investigator conflicts of interest. *Clinical leadership & management review : the journal of CLMA*. 2003;17(1):39-40.

Weber LJ, Bissell MG. The medical review officer and conflicts of interest. *Clinical leadership & management review : the journal of CLMA*. 2005;19(4):E5.

Weber LJ, Wayland MT, Holton B. Health care professionals and industry: reducing conflicts of interest and established best practices. *Archives of physical medicine and rehabilitation*. 2001;82(12 Suppl 2):S20-4.

Weber LJ. Conflict of interest: a key concept for ethical analysis. *Clinical laboratory management review* : official publication of the Clinical Laboratory Management Association. 1990;4(5):339-40, 42-4.

Webster PC. Peer review conflicts of interest surface at CIHR. *CMAJ : Canadian Medical Association journal = journal de l'Association medicale canadienne*. 2015;187(5):313.

Weed DL. Conflicts of interest. How could disclosure of interests work better in medicine, epidemiology and public health? *Journal of epidemiology and community health*. 2009;63(8):601-2.

Weideman M. NIH under congressional investigation for conflicts of interest. *The Lancet Oncology*. 2003;4(8):457.

Weihrauch TR. Career opportunities for female and male physicians in the pharmaceutical industry. *Medizinische Klinik (Munich, Germany)* : 1983). 2000;95(6):322-6.

Weihrauch TR. Physician in the pharmaceutical industry. *Der Internist*. 2000;41(3):322-4.

Weinberg SL. Conflict of interest: the Trojan horse of specialty hospital legislation. *The American heart hospital journal*. 2003;1(2):118-9.

Weiner WJ, Rajput A. Conflicts of interest in expert witnesses: is there a solution? *Neurology*. 2006;67(12):2113-4.

Weinfurt KP, Dinan MA, Allsbrook JS, Friedman JY, Hall MA, Schulman KA, et al. Policies of academic medical centers for disclosing financial conflicts of interest to potential research participants. *Academic medicine : journal of the Association of American Medical Colleges*. 2006;81(2):113-8.

Weinfurt KP, Friedman JY, Allsbrook JS, Dinan MA, Hall MA, Sugarman J. Views of potential research participants on financial conflicts of interest: barriers and opportunities for effective disclosure. *Journal of general internal medicine*. 2006;21(9):901-6.

Weinfurt KP, Friedman JY, Dinan MA, Allsbrook JS, Hall MA, Dhillon JK, et al. Disclosing conflicts of interest in clinical research: views of institutional review boards, conflict of interest committees, and investigators. *The Journal of law, medicine & ethics : a journal of the American Society of Law, Medicine & Ethics*. 2006;34(3):581-91, 481.

Weinfurt KP, Hall MA, Hardy NC, Friedman JY, Schulman KA, Sugarman J. Oversight of financial conflicts of interest in commercially sponsored research in academic and nonacademic settings. *Journal of general internal medicine*. 2010;25(5):460-4.

Weinfurt KP, Seils DM, Tzeng JP, Lin L, Schulman KA, Califf RM. Consistency of Financial Interest Disclosures in the Biomedical Literature: The Case of Coronary Stents. *Plos One*. 2008;3(5).

Weinstein JN. Conflict of interest: Art or science? The hippocratic solution. *Spine*. 2002;27(1):3-5.

Weinstein JN. Editorial conflict of interest: art or science? The hippocratic solution. *Spine*. 2002;27(1):3-5.

Weinstein RA. Clarification of errors in Abbas et al.'s conflict of interest narrative review. *Intensive care medicine*. 2019;45(1):128-9.

Weiskopf RB. Conflicts of interest in expert-authored practice parameters, standards, guidelines, recommendations. *Anesthesiology*. 2010;113(3):751-2; author reply 2-3.

Weiss GJ, Davis RB. Discordant financial conflicts of interest disclosures between clinical trial conference abstract and subsequent publication. *PeerJ*. 2019;7:e6423.

Weiss R. NIH clears most researchers in conflict-of-interest probe. *The Washington post*. 2005:A1, A4.

Weiss R. NIH will restrict outside income: tighter rules address concerns about conflicts of interest. *The Washington post*. 2005:A1, A7.

WeiSskircher J, Koch C, Dreimuller N, Lieb K. Conflicts of Interest in Medicine. A Systematic Review of Published and Scientifically evaluated Curricula. *GMS journal for medical education*. 2017;34(3):Doc37.

Welch SJ. Conflict of interest and financial disclosure: judge the science, not the author. *Chest*. 1997;112(4):865-7.

Weller C, McNeil J. CONSORT 2010 statement: updated guidelines can improve wound care. *Journal of Wound Care*. 2010;19(8):347-53.

Wellington A. To ban or not to ban: direct-to-consumer advertising and human rights analysis. *Australasian Medical Journal*. 2010;3(12):749-66.

Wells AJ. Passive smoking and lung cancer: a publication bias? *British medical journal (Clinical research ed)*. 1988;296(6629):1128.

Wells EM. Evidence Regarding the Impact of Conflicts of Interest on Environmental and Occupational Health Research. *Current environmental health reports*. 2017;4(2):109-18.

Wells W. Pharmacy: Pharmacy-sponsored drug fair benefits nursing personnel. *Hospital topics*. 1968;46(4):89-90.

Wells W. Pharmacy-sponsored drug fair benefits nursing personnel. *Hospital topics*. 1968;46(4):89-90.

Wendt DC, Hallgren KA, Daley DC, Donovan DM. Predictors and Outcomes of Twelve-Step Sponsorship of Stimulant Users: Secondary Analyses of a Multisite Randomized Clinical Trial. *Journal of studies on alcohol and drugs*. 2017;78(2):287-95.

Werhane P, Doering J. Conflicts of interest and conflicts of commitment. *Professional ethics (Gainesville, Fla)*. 1995;4(3-4):47-81.



Werko L. Are authors allowed to make up what is valid when it comes to challenge and conflict of interest? *Lakartidningen*. 2002;99(36):3542; author reply

Werner MJ, Price E. Managing conflicts of interest: a survival guide for biotechs. *Nature biotechnology*. 2007;25(2):161-3.

Wernerman J. Do I have a conflict of interest? Not sure. *Intensive care medicine*. 2018;44(10):1746-7.

Wesson DE. An organizational approach to conflicts of interest: lessons from non-health care businesses. *JAMA internal medicine*. 2013;173(16):1489-90.

West JC. Physician may be liable for failing to disclose financial conflict of interest. *Neade v. Portes*. *Journal of healthcare risk management : the journal of the American Society for Healthcare Risk Management*. 1999;19(4):56-8.

West JC. Physician will not be liable for failing to disclose financial conflict of interest. *Neade v. Portes*, 193 Ill. 2d 433, 739 N.E. 2d 496 (Ill. 2000). *Journal of healthcare risk management : the journal of the American Society for Healthcare Risk Management*. 2001;21(2):41-3.

West R. Access to data from clinical trials sponsored by pharmaceutical companies. *Addiction (Abingdon, England)*. 2007;102(5):682-3.

West R. Conflict of interest declarations: could a 'traffic light' system work? *Addiction (Abingdon, England)*. 2009;104(11):1785-6.

West Virginia approve 'disclosure' minus implementation funds. *Review - Federation of American Hospitals*. 1979;12(4):28.

Westman NR, Eger P, Dombro M, Belar E. Shared resources: joint hospital sponsorship of continuing education. *Journal of healthcare education and training : the journal of the American Society for Healthcare Education and Training*. 1993;7(2):6-7.

Wettstein MS, Pazhepurackel C, Neumann AS, Woon DTS, Herrera-Caceres JO, Kozomara M, et al. Photosensitive vaporization of the prostate: study outcomes as a function of risk of bias, conflicts of interest, and industrial sponsorship. *World journal of urology*. 2019.

What price sponsorship? *British dental journal*. 1980;148(8):201.

Wheat foods: nutritional implications in health and disease. *Proceedings of a symposium*. Washington, D.C., May 21-22, 1984. Sponsored by the Scientific Advisory Committee of the Wheat Industry Council. *The American journal of clinical nutrition*. 1985;41(5 Suppl):1069-176.

Whitaker L. Conflict of interest. Does the BMJ attempt independent ascertainment? *BMJ (Clinical research ed)*. 1996;313(7071):1555; author reply -6.

White AP, Vaccaro AR, Zdeblick T. Counterpoint: physician-industry relationships can be ethically established, and conflicts of interest can be ethically managed. *Spine*. 2007;32(11 Suppl):S53-7.

White C. Cancer expert attacks drug company's funding of research paper. *BMJ (Clinical research ed)*. 2007;335(7618):469.

White J, Bandura A, Bero LA. MORAL DISENGAGEMENT IN THE CORPORATE WORLD. *Accountability in Research-Policies and Quality Assurance*. 2009;16(1):41-74.

White KR, Begun JW. How does Catholic hospital sponsorship affect services provided? *Inquiry : a journal of medical care organization, provision and financing*. 1998;35(4):398-407.

White PF. Consensus guidelines for managing postoperative nausea and vomiting: is there a conflict of interest? *Anesthesia and analgesia*. 2004;98(2):550; author reply -1.

White PF. The importance of transparency in industry-sponsored multicenter clinical studies. *Anesthesia and analgesia*. 2007;105(6):1861; author reply -2.

White PF. Treatment of postoperative nausea and vomiting with dolasetron versus ondansetron: is there a conflict of interest? *Anesthesia and analgesia*. 2005;101(6):1887; author reply -8.

Whitely M. ADHD debate clouded by preconceptions and undisclosed conflicts of interest. *The Australian and New Zealand journal of psychiatry*. 2013;47(10):956-8.

Whiteway DE. Physicians and the pharmaceutical industry: a growing embarrassment and liability. *WMJ : official publication of the State Medical Society of Wisconsin*. 2001;100(9):39-44, 57.

Whittle J. Conflicts of interest need to be reported reliably. *Archives of internal medicine*. 2009;169(11):1078-9; author reply 9.

Whorwell PJ. Tackling conflicts of interest. Collaboration with industry facilitates useful research that wouldn't happen otherwise. *BMJ (Clinical research ed)*. 2011;343:d5612.

Why assume a Pro-Infirmis sponsorship? *Pro Infirmis*. 1952;11(6):165-7.

Wiedermann CJ. Reporting bias in trials of volume resuscitation with hydroxyethyl starch. *Wiener Klinische Wochenschrift*. 2014;126(7-8):189-94.

Wiedermann CJ. Undisclosed conflicts of interest in German-language textbooks of anesthesiology, critical care, and emergency medicine. *Zeitschrift fur Evidenz, Fortbildung und Qualitat im Gesundheitswesen*. 2018;139:53-8.

Wieland LS, Rutkow L, Vedula SS, Kaufmann CN, Rosman LM, Twose C, et al. Who Has Used Internal Company Documents for Biomedical and Public Health Research and Where Did They Find Them? *Plos One*. 2014;9(5).

Wiersma M, Kerridge I, Lipworth W. Dangers of neglecting non-financial conflicts of interest in health and medicine. *Journal of medical ethics*. 2018;44(5):319-22.

Wieseler B, Kerekes MF, Vervoelgyi V, McGauran N, Kaiser T. Impact of document type on reporting quality of clinical drug trials: a comparison of registry reports, clinical study reports, and journal publications. *Bmj-British Medical Journal*. 2012;344.

Wieseler B, McGauran N, Kaiser T. Finding studies on reboxetine: a tale of hide and seek. *Bmj-British Medical Journal*. 2010;341.

Wieseler B. Results registries for clinical trials - a milestone on the way to transparency in clinical research? *Zeitschrift Fur Evidenz Fortbildung Und Qualitaet Im Gesundheitswesen*. 2010;104(4):298-305.

Wilcox AJ. On conflicts of interest. *Epidemiology (Cambridge, Mass)*. 2006;17(3):241.

Wilde AAM, Langendijk P. Antiarrhythmic drugs, patients, and the pharmaceutical industry: value for patients, physicians, pharmacists or shareholders? *Netherlands heart journal : monthly journal of the Netherlands Society of Cardiology and the Netherlands Heart Foundation*. 2007;15(4):127-8.

Wilholt T. Bias and values in scientific research. *Studies in History and Philosophy of Science*. 2009;40(1):92-101.

Wilkes M, Cassel C, Klau M. If we keep doing what we're doing we'll keep getting what we're getting: A need to rethink "academic" medicine. *Medical Teacher*. 2018;40(4):364-71.

Wilkes MS, International Committee of Medical Journal E. Sponsorship, authorship, and accountability. *The Western journal of medicine*. 2001;175(4):259.

Wilkinson P. "Self referral": a potential conflict of interest. *BMJ (Clinical research ed)*. 1993;306(6885):1083-4.

Willard MJ. What is the cost of a free lunch? Taking time to assess hospitals' conflict-of-interest policies. *Materials management in health care*. 2008;17(10):24-8.

Willcox O. From self-interest to selflessness. Commissioning may leave GPs straddling a conflict of interests. *The Health service journal*. 2011;121(6261):20.

Willers L. Global nursing management. Avoiding conflicts of interest. *Nursing administration quarterly*. 2004;28(1):44-50.

Williams G. Obesity and type 2 diabetes: a conflict of interests? *International journal of obesity and related metabolic disorders : journal of the International Association for the Study of Obesity*. 1999;23 Suppl 7:S2-4.

Williams HC, Naldi L, Paul C, Vahlquist A, Schroter S, Jobling R. Conflicts of interest in dermatology. *Acta Dermato-Venereologica*. 2006;86(6):485-97.

Williams HC. Full disclosure - Nothing less will do. *Journal of Investigative Dermatology*. 2007;127(8):1831-3.

Williams HC. Strengths and Limitations of Evidence-Based Dermatology. *Indian Journal of Dermatology*. 2014;59(2):127-33.

Williams HC. Where do we go from here? Williams HC, Bigby M, Herxheimer A, Naldi L, Rzany B, Dellavalle RP, et al., editors 2014. 637-43 p.

Williams J, Lipworth W, Mayes C, Olver I, Kerridge I. Should disclosure of conflicts of interest in medicine be made public? Medical students' views. *Medical education*. 2017;51(12):1232-40.

Williams J, Mayes C, Komesaroff P, Kerridge I, Lipworth W. Conflicts of interest in medicine: taking diversity seriously. *Internal medicine journal*. 2017;47(7):739-46.

Williams JR. CMA issues revised guidelines on physicians' relationship with pharmaceutical industry. *CMAJ : Canadian Medical Association journal = journal de l'Association medicale canadienne*. 1994;150(2):263, 5.

Williams KM. Managing physician financial conflicts of interest in clinical trials conducted in the private practice setting. *Food and drug law journal*. 2004;59(1):45-77.

Williams KW. Managing physician financial conflicts of interest in clinical trials conducted in the private practice setting. *Food and Drug Law Journal*. 2004;59(1):45-77.

Williams ME, Kitsen J. The involuntarily discharged dialysis patient: conflict (of interest) with providers. *Advances in chronic kidney disease*. 2005;12(1):107-12.

Williams MJ, Kevat DAS, Loff B. Conflict of interest guidelines for clinical guidelines. *The Medical journal of Australia*. 2011;195(8):442-5.

Williams-Jones B, Potvin M-J, Mathieu G, Smith E. Barriers to research on research ethics review and conflicts of interest. *Irb*. 2013;35(5):14-9.

Williams-Jones B. Beyond a pejorative understanding of conflict of interest. *The American journal of bioethics : AJOB*. 2011;11(1):1-2.

Willyard C. Conflict of interest rules seen by some as too stringent. *Nature medicine*. 2009;15(7):709.

Wilmshurst P. Publication bias. *Lancet (London, England)*. 1991;337(8754):1419.

Wilson C, Kerr D, Noel-Storr A, Quinn TJ. Associations with publication and assessing publication bias in dementia diagnostic test accuracy studies. *International Journal of Geriatric Psychiatry*. 2015;30(12):1250-6.

Wilson FS. Continuing medical education: ethical collaboration between sponsor and industry. *Clinical orthopaedics and related research*. 2003(412):33-7.

Wilson K, Cook DJ. Economics and the intensive care unit: a conflict of interests? *Journal of critical care*. 1997;12(3):147-51.

Wilson M. If we want things to change, we need to eliminate commercial conflicts of interest. *Journal of the Royal Society of Medicine*. 2015;108(4):122.

Wilson M. The New England Journal of Medicine: commercial conflict of interest and revisiting the Vioxx scandal. *Indian journal of medical ethics*. 2016;1(3):167-71.

Wilson M. The Sunshine Act: commercial conflicts of interest and the limits of transparency. *Open medicine : a peer-reviewed, independent, open-access journal*. 2014;8(1):e10-3.

Wilson MH. The need to eliminate commercial conflicts of interest from medicine. *BMJ (Clinical research ed)*. 2014;348:g1735.

Wingate S. Professional associations and conflict of interest. *Heart & lung : the journal of critical care*. 2009;38(4):283.

Winker M. Publication Bias: A remediable form of bias? *The National medical journal of India*. 2014;27(6):301-4.

Winter IC. The role of the physician in the pharmaceutical industry. *The Illinois medical journal*. 1955;108(6):334-7.

Winters M, Weir A. Grey matters; on the importance of publication bias in systematic reviews. *British journal of sports medicine*. 2017;51(6):488-9.

Winther FO, Hole OP, Nitter-Hauge S. An analysis of the clinical development of drugs in Norway for the years 2000 and 2004: the influence of the pharmaceutical industry. *European Journal of Clinical Pharmacology*. 2007;63(10):909-12.

Wirth S, Wolfberg D. Conflicts of interest: avoid the appearance of impropriety. *JEMS : a journal of emergency medical services*. 2007;32(11):24.

Wise J. Authors of US dermatology guidelines did not declare conflicts of interest. *BMJ (Clinical research ed)*. 2017;359:j4823.

Wise J. Conflicts of interest may bias research into sugary drinks and obesity. *BMJ (Clinical research ed)*. 2014;348:f7654.

Wise J. Institutional review boards are getting better at dealing with conflicts of interest, survey shows. *BMJ (Clinical research ed)*. 2015;351:h3793.

Witbrodt J, Kaskutas L, Bond J, Delucchi K. Does sponsorship improve outcomes above Alcoholics Anonymous attendance? A latent class growth curve analysis. *Addiction (Abingdon, England)*. 2012;107(2):301-11.

Witherspoon B, Rosenzweig M. Industry-sponsored weight loss programs: description, cost, and effectiveness. *Journal of the American Academy of Nurse Practitioners*. 2004;16(5):198-205.

Witt MD, Gostin LO. Conflict of interest dilemmas in biomedical research. *Jama*. 1994;271(7):547-51.

Wittes J, Barrett-Connor E, Braunwald E, Chesney M, Cohen HJ, DeMets D, et al. Monitoring the randomized trials of the Women's Health Initiative the experience of the data and safety monitoring board. *Clinical Trials*. 2007;4(3):218-34.

Wiwanitkit V. Declaration of conflicts of interest. *Neurologia (Barcelona, Spain)*. 2013;28(6):380.

- Wohleber DL. Handling conflicts of interest. *Hospital financial management*. 1977;31(4):38-40.
- Wojtys EM. Conflict of Interest. *Sports health*. 2019;11(5):395-6.
- Wolf LE, Zandecki J. Conflicts of interest in research: how IRBs address their own conflicts. *Irb*. 2007;29(1):6-12.
- Wolfberg AJ. Conflict of interest related to clinical practice is underreported: The case of noninvasive prenatal testing. *Prenatal diagnosis*. 2018;38(3):219-21.
- Wolfe N, Gotzsche PC, Bero L. Strategies for obtaining unpublished drug trial data: a qualitative interview study. *Systematic Reviews*. 2013;2.
- Wolinsky H. Disease mongering and drug marketing. Does the pharmaceutical industry manufacture diseases as well as drugs? *EMBO reports*. 2005;6(7):612-4.
- Wong EK, Lachance CC, Page MJ, Watt J, Veroniki A, Straus SE, et al. Selective reporting bias in randomised controlled trials from two network meta-analyses: comparison of clinical trial registrations and their respective publications. *BMJ open*. 2019;9(9):e031138.
- Wong K, Yi PH, Mohan R, Choo KJ. Variability in conflict of interest disclosures by physicians presenting trauma research. *World Journal of Orthopedics*. 2017;8(4):329-35.
- Wong SE. BEHAVIOR ANALYSIS OF PSYCHOTIC DISORDERS: SCIENTIFIC DEAD END OR CASUALTY OF THE MENTAL HEALTH POLITICAL ECONOMY? *Behavior and Social Issues*. 2006;15(2):152-77.
- Wong VSS, Avalos LN, Callaham ML. Industry payments to physician journal editors. *Plos One*. 2019;14(2).
- Wood SF, Mador J. Waiving concerns about conflicts of interest--response. *Science (New York, NY)*. 2013;341(6151):1174-5.
- Wood SF, Mador JK. Science and regulation. Uncapping conflict of interest? *Science (New York, NY)*. 2013;340(6137):1172-3.
- Wood SK. Health care sponsorship: from charisma to ecclesial ministry. A lay leadership model may offer resources for reimagining sponsorship for the future. *Health progress (Saint Louis, Mo)*. 2009;90(5):45-8.
- Woodman R. UK nurses sponsored by pharmaceutical companies. *Lancet (London, England)*. 1996;347(9014):1547.
- Woodruff T. The Royal Australasian College of Physicians and the pharmaceutical industry. *Internal medicine journal*. 2007;37(3):212.
- Woodruff TJ, Sutton P. The Navigation Guide Systematic Review Methodology: A Rigorous and Transparent Method for Translating Environmental Health Science into Better Health Outcomes. *Environmental Health Perspectives*. 2014;122(10):1007-14.

- Woollard RF. Addressing the pharmaceutical industry's influence on professional behaviour. *CMAJ : Canadian Medical Association journal = journal de l'Association medicale canadienne*. 1993;149(4):403-4.
- World Association of Medical E. Conflict of interest in peer-reviewed medical journals: a policy statement of the World Association of Medical Editors (WAME). *Journal of child neurology*. 2009;24(10):1321-3.
- Wortis J. Conflicts of interest. *Biological psychiatry*. 1988;23(3):215-6.
- Woteki CE. Ethics opinion: conflicts of interest in presentations and publications and dietetics research. *Journal of the American Dietetic Association*. 2006;106(1):27-31.
- Wray KB. Financial conflicts of interest worth knowing. *Science (New York, NY)*. 2010;327(5962):144.
- Wright Ct, Schnoll S, Bernstein D. Risk evaluation and mitigation strategies for drugs with abuse liability: public interest, special interest, conflicts of interest, and the industry perspective. *Annals of the New York Academy of Sciences*. 2008;1141:284-303.
- Wright IC. Conflict of interest and the British Journal of Psychiatry. *The British journal of psychiatry : the journal of mental science*. 2002;180:82-3.
- Wu AW, Kavanagh KT, Pronovost PJ, Bates DW. Conflict of interest, Dr Charles Denham and the Journal of Patient Safety. *Journal of patient safety*. 2014;10(4):181-5.
- Wu Y, Deboeck P, Joseph M, Hwang C, Perlis CS, Perlis RH. Does Study Design Explain the Relationship Between Conflict of Interest and Positive Outcome in Clinical Trials in Psychiatry? *Journal of Clinical Psychopharmacology*. 2009;29(6):609-11.
- Wyduck B, Glewwe P, Rutledge L. Does Child Sponsorship Pay Off In Adulthood? An International Study of Impacts on Income and Wealth. *The World Bank economic review*. 2017;31(2):434-58.
- Wyllie A, Casswell S, Stewart J. The response of New Zealand boys to corporate and sponsorship alcohol advertising on television. *British journal of addiction*. 1989;84(6):639-46.
- Wyllie MG. The primary care physician as an advocate for the pharmaceutical industry. *BJU international*. 2010;105(7):1019-20.
- Wynia M, Boren D. Better Regulation of Industry-Sponsored Clinical Trials Is Long Overdue. *Journal of Law Medicine & Ethics*. 2009;37(3):410-+.
- Wynia M, Boren D. Better regulation of industry-sponsored clinical trials is long overdue. *The Journal of law, medicine & ethics : a journal of the American Society of Law, Medicine & Ethics*. 2009;37(3):410-9, 395.
- Wynia MK, Crigger B-J. Conflicts--and consensus--about conflicts of interest in medicine. *Narrative inquiry in bioethics*. 2011;1(2):101-5.

Wyse DG. Conflict of interest-draining the swamp means confronting alligators. *Journal of interventional cardiac electrophysiology : an international journal of arrhythmias and pacing*. 2005;13(1):5-7.

Wysocki M. Constructive conflicts of interest: an alternative perspective from industry? *Intensive care medicine*. 2019;45(5):722-4.

Wyssa D, Tramer MR, Elia N. Reporting of conflicts of interest and of sponsorship of guidelines in anaesthesiology. A cross-sectional study. *PloS one*. 2019;14(2):e0212327.

Xu J, Emenanjo O, Ortwerth M, Lurie P. Association of Appearance of Conflicts of Interest With Voting Behavior at FDA Advisory Committee Meetings-A Cross-sectional Study. *JAMA internal medicine*. 2017;177(7):1038-40.

Yach D, Saloojee Y. Prevent sports sponsorship by the tobacco industry. *South African medical journal = Suid-Afrikaanse tydskrif vir geneeskunde*. 1994;84(12):823-6.

Yager J, Feinstein RE. Medical Education Meets Pharma: Moving Ahead. *Academic Psychiatry*. 2010;34(2):92-7.

Yanamadala S, Bragg MA, Roberto CA, Brownell KD. Food industry front groups and conflicts of interest: the case of Americans Against Food Taxes. *Public health nutrition*. 2012;15(8):1331-2.

Yang L, Wang P, Yang R. Conflict of interest reporting in biomedical journals published in China. *Accountability in research*. 2017;24(8):451-7.

Yang LL, Wang PZ, Yang RW. Conflict of interest reporting in biomedical journals published in China. *Accountability in Research-Policies and Quality Assurance*. 2017;24(8):451-7.

Yang W. How does the pharmaceutical industry influence prescription? A qualitative study of provider payment incentives and drug remunerations in hospitals in Shanghai. *Health economics, policy, and law*. 2016;11(4):379-95.

Yang YT, Chen B. Legal considerations for social media marketing by pharmaceutical industry. *Food and drug law journal*. 2014;69(1):39-51, ii.

Yank V, Barnes D. Consensus and contention regarding redundant publications in clinical research: cross-sectional survey of editors and authors. *Journal of Medical Ethics*. 2003;29(2):109-14.

Yank V, Rennie D, Bero LA. Financial ties and concordance between results and conclusions in meta-analyses: retrospective cohort study. *BMJ (Clinical research ed)*. 2007;335(7631):1202-5.

Yank V, Rennie D, Bero LA. Financial ties and concordance between results and conclusions in meta-analyses: retrospective cohort study. *Bmj-British Medical Journal*. 2007;335(7631):1202-+.

Yank V, Rennie D. Reporting of informed consent and ethics committee approval in clinical trials. *Jama-Journal of the American Medical Association*. 2002;287(21):2835-8.



Yaphe J, Edman R, Knishkowsky B, Herman J. The association between funding by commercial interests and study outcome in randomized controlled drug trials. *Family Practice*. 2001;18(6):565-8.

Yarborough M, Sharp RR. Bioethics consultation and patient advocacy organizations: expanding the dialogue about professional conflicts of interest. *Cambridge quarterly of healthcare ethics : CQ : the international journal of healthcare ethics committees*. 2007;16(1):74-81.

Yaremchuk K, Clark D. A clearer divide. Henry Ford's policy combats conflicts of interest. *Modern healthcare*. 2009;39(20):26.

Yeates N. Health Canada's new standards on conflict of interest. *CMAJ : Canadian Medical Association journal = journal de l'Association medicale canadienne*. 2007;177(8):900; author reply

Yee AS. Conflicts of interest: Lack of policy and/or of common sense? *Lab animal*. 2019;48(9):247.

Yi PH, Cross MB, Johnson SR, Rasinski KA, Nunley RM, Della Valle CJ. Are Financial Conflicts of Interest for the Surgeon A Source of Concern for the Patient? *The Journal of arthroplasty*. 2015;30(9 Suppl):21-33.

Yoder VG, Dixon DL, Barnette DJ, Beardsley JR. Short-term outcomes of an employer-sponsored diabetes management program at an ambulatory care pharmacy clinic. *American journal of health-system pharmacy : AJHP : official journal of the American Society of Health-System Pharmacists*. 2012;69(1):69-73.

Yolton RL. Conflicts of interest. *Optometry (St Louis, Mo)*. 2001;72(12):755.

Yoneoka D, Hisashige A, Ota E, Miyamoto K, Nomura S, Segawa M, et al. Are Japanese Randomized Controlled Trials Up to the Task? A Systematic Review. *Plos One*. 2014;9(3).

Yoshikawa TT, Ouslander JG. Integrity in publishing: update on policies and statements on authorship, duplicate publications, and conflict of interest. *Journal of the American Geriatrics Society*. 2007;55(2):155-7.

Yoshimoto Y. Publication bias in neurosurgery: lessons from series of unruptured aneurysms. *Acta neurochirurgica*. 2003;145(1):45-8.

You BO, Gan HK, Pond G, Chen EX. Consistency in the Analysis and Reporting of Primary End Points in Oncology Randomized Controlled Trials From Registration to Publication: A Systematic Review. *Journal of Clinical Oncology*. 2012;30(2):210-6.

Youn YH, Lee I. Conflict of interest in medical practice and research. *The Korean journal of gastroenterology = Taehan Sohwagi Hakhoe chi*. 2012;60(3):149-54.

Young D. Conflicts of interest--in publishing and in practice. *Birth (Berkeley, Calif)*. 2004;31(2):81-3.

Young MD. Globalization of the pharmaceutical industry: the physician's role in optimizing drug use. *Journal of clinical pharmacology*. 1990;30(11):990-3.

Young PD, Xie D, Schmidt H. Towards Patient-Centered Conflicts of Interest Policy. *International journal of health policy and management*. 2018;7(2):112-9.

Young SN. Bias in the research literature and conflict of interest: an issue for publishers, editors, reviewers and authors, and it is not just about the money. *Journal of psychiatry & neuroscience : JPN*. 2009;34(6):412-7.

Young SS. Re. Sponsorship by Big Oil, like the tobacco industry, should be banned by the research community - letter 2. *Epidemiology (Cambridge, Mass)*. 2019.

Young SS. Re: Sponsorship by Big Oil, Like the Tobacco Industry, Should Be Banned by the Research Community-Letter 2. *Epidemiology (Cambridge, Mass)*. 2020;31(1):e1-e2.

Yu H. Achieving Proof of Concept in Drug Discovery and Development: The Role of Competition Law in Collaborations between Public Research Organizations and Industry 2016. 3-266 p.

Yu H. Redefining responsible research and innovation for the advancement of biobanking and biomedical research. *Journal of Law and the Biosciences*. 2016;3(3):611-35.

Yuan JCC, Shyamsunder N, Barao VAR, Lee DJ, Sukotjo C. Publication Bias in Five Dental Implant Journals: An Observation from 2005 to 2009. *International Journal of Oral & Maxillofacial Implants*. 2011;26(5):1024-32.

Yuan JC-C, Shyamsunder N, Barao VAR, Lee DJ, Sukotjo C. Publication bias in five dental implant journals: an observation from 2005 to 2009. *The International journal of oral & maxillofacial implants*. 2011;26(5):1024-32.

Zafar SY, Peppercorn J, Asabere A, Bastian A. Transparency of Industry-Sponsored Oncology Patient Financial Assistance Programs Using a Patient-Centered Approach. *Journal of oncology practice*. 2017;13(3):e240-e8.

Zafarmand MH, van der Schouw YT, Grobbee DE, de Leeuw PW, Bots ML. The M235T polymorphism in the AGT gene and CHD risk: evidence of a Hardy-Weinberg equilibrium violation and publication bias in a meta-analysis. *PloS one*. 2008;3(6):e2533.

Zambuto RP. Conflict of interest in adverse event reporting. *Biomedical instrumentation & technology*. 2005;39(4):252; author reply

Zaorsky NG, Ahmed AA, Zhu JJ, Yoo SK, Fuller CD, Thomas CR, et al. Industry Funding Is Correlated With Publication Productivity of US Academic Radiation Oncologists. *Journal of the American College of Radiology*. 2019;16(2):244-51.

Zapata-Ospina JP. Responsibility: a principle to resume in bioethical reflection. *Iatreia*. 2019;32(4):338-45.

Zapol NJ. Negotiating industry-sponsored clinical trial agreements: a view from the trenches. *Annals of the New York Academy of Sciences*. 2001;949:349-51.

Zaret BL. Conflict of interest. *Journal of nuclear cardiology : official publication of the American Society of Nuclear Cardiology*. 2001;8(2):119-21.

Zed PJ. Uniform Format for Disclosure of Conflict of Interest in the CJHP. *The Canadian journal of hospital pharmacy*. 2010;63(3):189-94.

Zeeneldin AA. Adherence of non-pharmaceutically sponsored oncology trial protocols to the International Conference on Harmonization (ICH) guidelines in an academic institution outside the ICH jurisdictions and the impact of IRB implementation on this adherence. *Journal of the Egyptian National Cancer Institute*. 2013;25(2):71-8.

Zeilstra D, Younes JA, Brummer RJ, Kleerebezem M. Perspective: Fundamental Limitations of the Randomized Controlled Trial Method in Nutritional Research: The Example of Probiotics. *Advances in Nutrition*. 2018;9(5):561-71.

Zelisko D, Baumann A, Gamble B, Laporte A, Deber RB. Ensuring accountability through health professional regulatory bodies: the case of conflict of interest. *Healthcare policy = Politiques de sante*. 2014;10(Spec issue):110-20.

Zenker W. The practices of drug companies marketing the same drug on the human and veterinary markets. *The Canadian veterinary journal = La revue veterinaire canadienne*. 2005;46(1):7; author reply -8.

Zerhouni O, Begue L, O'Brien KS. How alcohol advertising and sponsorship works: Effects through indirect measures. *Drug and alcohol review*. 2019;38(4):391-8.

Zeza MA, Bachhuber MA. Payments from drug companies to physicians are associated with higher volume and more expensive opioid analgesic prescribing. *PloS one*. 2018;13(12):e0209383.

Zhang G, Lesouef PN. From Paul's predictions in the World Cup to the publication bias in genetic studies on complex traits. *The European respiratory journal*. 2010;36(5):1218-9.

Zhang L, Dai F, Brackett A, Ai Y, Meng L. Association of conflicts of interest with the results and conclusions of goal-directed hemodynamic therapy research: a systematic review with meta-analysis. *Intensive care medicine*. 2018;44(10):1638-56.

Zhang LN, Dai F, Brackett A, Ai YH, Meng LZ. Association of conflicts of interest with the results and conclusions of goal-directed hemodynamic therapy research: a systematic review with meta-analysis. *Intensive Care Medicine*. 2018;44(10):1638-56.

Zhu EY, Shemesh S, Iatridis JC, Moucha CS. The Association Between Scholarly Impact and National Institutes of Health Funding in Orthopaedic Surgery. *Bulletin of the Hospital for Joint Diseases*. 2017;75(4):257-63.

Zhu J, Sun J. Conflicts of interest disclosure policies among Chinese medical journals: A cross-sectional study. *PloS one*. 2019;14(7):e0219564.

Zhu Q, Carriere KC. Detecting and correcting for publication bias in meta-analysis - A truncated normal distribution approach. *Statistical methods in medical research*. 2018;27(9):2722-41.

Zhu Y, Duijvesz D, Rovers MM, Lock TM. Evidence-based urology in practice: publication bias. *BJU international*. 2011;107(2):337; author reply -8.

Ziai K, Pigazzi A, Smith BR, Nouri-Nikbakht R, Nepomuceno H, Carmichael JC, et al. Association of Compensation From the Surgical and Medical Device Industry to Physicians and Self-declared Conflict of Interest. *JAMA surgery*. 2018;153(11):997-1002.

Ziegler R. Benefits and risks of drug industry "sponsorship". *Medizinische Monatsschrift für Pharmazeuten*. 2006;29(5):193-4.

Zielhuis RL. Occupational exposure to chemicals and the offspring: conflicts of interest? *Polish journal of occupational medicine*. 1988;1(3):181-3.

Zientek DM. Physician entrepreneurs, self-referral, and conflicts of interest: an overview. *HEC forum : an interdisciplinary journal on hospitals' ethical and legal issues*. 2003;15(2):111-33.

Zientek DM. The evolution of conflicts of interest in a new subspecialty: a case study of the development of interventional cardiology. *Narrative inquiry in bioethics*. 2011;1(2):88-90.

Zieve A, Carome MA. Manufacturers' promotion of off-label drug use: implications for drug safety. *Expert Opinion on Drug Safety*. 2016;15(9):1149-51.

Zigerell LJ. Potential publication bias in the stereotype threat literature: Comment on Nguyen and Ryan (2008). *The Journal of applied psychology*. 2017;102(8):1159-68.

Zigmond J. Chicago exec tapped by Wayport. Source says conflict of interest for Yablonka unlikely. *Modern healthcare*. 2007;37(10):22-3.

Zilgalvis P. The Council of Europe's instruments on biomedical research: how is conflict of interest addressed? *Science and engineering ethics*. 2002;8(3):277-81.

Zimpel T, Windeler J. Publications of dissertations on unconventional medical therapy and diagnosis procedures--a contribution to "publication bias". *Forschende Komplementarmedizin und klassische Naturheilkunde = Research in complementary and natural classical medicine*. 2000;7(2):71-4.

Zinner DE, DesRoches CM, Bristol SJ, Clarridge B, Campbell EG. Tightening conflict-of-interest policies: the impact of 2005 ethics rules at the NIH. *Academic medicine : journal of the Association of American Medical Colleges*. 2010;85(11):1685-91.

Zliobaite I, Fortelius M. Peer review: Revise rules on conflicts of interest. *Nature*. 2016;539(7628):168.

Zolty B. Smoke-free movies: an important component of a comprehensive ban on tobacco advertising, promotion and sponsorship. *European journal of public health*. 2012;22(2):168.

Zonia SC. Navigating the Murky Waters of Conflict of Interest: Searching for the Middle Path. *Journal of empirical research on human research ethics : JERHRE*. 2016;11(1):67-71.

Zou CX, Becker JE, Phillips AT, Garritano JM, Krumholz HM, Miller JE, et al. Registration, results reporting, and publication bias of clinical trials supporting FDA approval of neuropsychiatric drugs before and after FDAAA: a retrospective cohort study. *Trials*. 2018;19(1):581.

Zschocke J, Baumgartner MR, Morava E, Patterson MC, Peters V, Rahman S. Recommendations and guidelines in the JIMD: suggested procedures and avoidance of conflicts of interest. *Journal of inherited metabolic disease*. 2016;39(3):327-9.

Zucker D. Ethics and Technology Transfer: Patients, Patents, and Public Trust. *Journal of Investigative Medicine*. 2011;59(5):762-7.

Zucker M. A conflict of interest "revisited": the use of stereotypes. *Annals of internal medicine*. 1994;120(10):893; author reply 4.

Zucker SD, Fried MW. Parsing the guidelines on guidelines: Balancing sensibility and conflict of interest. *Hepatology (Baltimore, Md)*. 2018;68(3):798-800.

Zuckerman JD, Prasarn M, Kubiak EN, Koval KJ. Conflict of interest in orthopaedic research. *Journal of Bone and Joint Surgery-American Volume*. 2004;86A(2):423-8.

Zuckerman JD, Prasarn M, Kubiak EN, Koval KJ. Conflict of interest in orthopaedic research. *The Journal of bone and joint surgery American volume*. 2004;86(2):423-8.

Zuger A. What Do Patients Think About Physicians' Conflicts of Interest?: Watching Transparency Evolve. *Jama*. 2017;317(17):1747-8.

Zulu R, Siziya S, Muula AS, Rudatsikira E. Associations of advertisement-promotion-sponsorship-related factors with current cigarette smoking among in-school adolescents in Zambia. *Annals of African medicine*. 2009;8(4):229-35.

zur Hausen H, Bartsch H, Fusenig N, Doeberitz MvK, Kyewski B, Lichter P, et al. Conflicts of interest: the responsibility of the authors and editors of the *International Journal of Cancer*. *International journal of cancer*. 2006;118(12):2919.

Zwetsloot P-P, Van Der Naald M, Sena ES, Howells DW, Int'Hout J, De Groot JA, et al. Standardized mean differences cause funnel plot distortion in publication bias assessments. *eLife*. 2017;6.

## **Appendix 7 – Adverse Effects of Wireless Radiation Related to Implants and Appendages**

### A7-A. Overview

Adverse impacts of wireless radiation on myriad medical implants and appendages don't get much discussion in the literature, especially passive medical implants (A7-B2), non-medical implant analogues (A7-B3), and metallic appendages (defined below), and especially with regard to radiofrequency radiation. The FCC has raised concerns about the interactions of RF radiation with passive implants. Paragraph 230 of [FCC, 2013] states: "Electrically conductive objects in or on the body may interact with sources of RF energy in ways that are not easily predicted. Examples of conductive objects in the body include implanted metallic objects. Examples of conductive objects on the body include eyeglasses, jewelry, metallic accessories, etc."

A number of articles in the database addressed non-organic implants, which are foreign bodies inserted into humans and animals for medical purposes. Non-organic implants addressed in the present database are typically not rejected by the immune system like organic foreign substances (although some adjuvants such as metal could induce autoimmune responses [Loyo et al, 2013]). Non-rejection does not imply safety, especially from exposure to wireless radiation.

There were two major types of implants covered by the database articles showing adverse effects: active implants that produced electrical signals mainly for controlling heart irregularities (e.g., pacemakers, defibrillators) and hearing deficiencies (e.g., cochlear implants), and passive metallic implants for structural support (e.g., dental implants, bone pins, plates, etc). The active implants also have a passive component, since their structural components are imbedded in, and interactive with, the incoming RF. Additionally, there are articles addressing adverse effects from wireless radiation in the vicinity of **metallic** appendages (e.g., eyeglasses, jewelry, etc).

The external EMF from microwaves (and other sources) could 1) impact the electrical operation of the active implants adversely, 2) increase the Specific Absorption Rate (SAR) values of tissue in the vicinity of the passive implants substantially, and 3) increase the flow rate and acidity of saliva. While the EMF effects on the cochlear implants could adversely affect auditory capability, EMF effects on the heart-related implants could potentially be life-threatening. The increased SAR values around the passive metal implants could result in increased tissue temperatures, and could adversely impact integration and longevity of the passive metallic implants. In the mouth, the combination of 1) increased tissue temperatures in proximity to the implant, and 2) increased saliva flow rate and acidity, could lead to 3) increased leaching of heavy metals from metallic orthodontic structures. This also raises the question: what other adverse health effects from the exposure of both the active and passive implants to increasing levels of wireless radiation have not been identified or addressed or reported?

While [Table A7-1](#) shows that substantial research has been done on exogenous electrical interference with cardiac pacemakers and defibrillators, the impacts of automotive-based electrical sources on these active implants have not been promulgated widely. [Appendix 8](#) addresses the larger issue of automotive-based wireless radiation at myriad frequencies, including adverse impacts on these active implants.

## A7-B. Specific Impacts from Passive Implants

### A7-B1. Overview

This sub-section of Appendix 7 examines two types of passive implants: passive metallic medical implants (dental implants, orthodontic structures, nails, plates, etc) and passive micro/nano implant analogues. The former types of implants are well-known, and the latter are much less well-known, especially in their interactions with radiofrequency radiation. The latter include exogenous nanoparticles that could also enhance absorption of RF radiation. Section A7-B2 focuses on the passive metallic medical implants, and section A7-B3 focuses on passive micro/nano implant analogues.

### A7-B2. Impacts from Passive Metallic Medical Implants

The potential interference from external electromagnetic fields on implanted devices that emit electromagnetic signals is somewhat obvious, and has been the subject of extensive study. Some relevant documentation will be presented later. Less studied is the impact from external electromagnetic fields on passive metallic medical implants and appendages. What are the technical issues surrounding these EMF-implant interactions?

A good summary of these interactions is contained in Virtanen et al [2006]. The following excerpts are most relevant, and critical issues are highlighted.

“When a conductive object like an implant lies close to the source of the EM field, it affects the shape of the radiated field and thus the SAR distribution. Within a perfectly conducting object, the E field disappears; and outside the implant E field, ***lines bend perpendicular to the surface of the implant***. If the surface area is small, a ***dense EM flux may arise near the implant***. In lossy tissues, this leads to ***higher power absorption near the implant*** compared to the same tissue volume with no implant present. Correspondingly, tissue volumes with lower power absorption also occur as the implant redistributes the SAR pattern. This phenomenon may especially occur with implants that are thin.....or have sharp edges or tips.....Furthermore, the ***conductive implant may couple with a radiating source***, for example, an antenna. The coupling can be either conductive, magnetic, or both.....As a consequence, a ***current oscillating on an antenna induces a current on the implant***, too. Furthermore, the ***induced surface current produces a secondary EM field, which contributes to the power absorption, that is, SAR, in tissues around the implant.....Hence the implant acts as a weak radiating antenna.....or a re-radiator.....***in tissues. At high frequencies, the induced current flows in a thin surface layer of the implant, that is, at the implant–tissue interface, which may even slightly warm up due to ohmic losses.....However, this warming is marginal compared to warming of surrounding tissues.

The size of an implant is essential when evaluating its effect on the SAR distribution.....If the implant is very small compared to the wavelength, it does not have a strong effect on the SAR distribution.....Generally intermediate size implants, with dimensions close to the wave length, and ***especially those with resonance dimensions***, may cause strong EM fields around themselves, and thus ***enhanced SAR may occur around such an implant***. Large implants

again may cause a **major change in the SAR distribution**, since they may **scatter or reflect the field**.....

In addition to other size-related effects, the size affects the magnitude of induced currents.....A special case of this is the **implant with a resonance dimension**.....The length, which apparently causes the highest SAR enhancement is about  $lT/3$ , where  $lT$  is the wavelength in the media.....or  $lT/2$ .....An implant with such a dimension may even **cause enhancement of SAR1g or SAR10g by a factor of 2–3**..... The shape of an implant is an important factor.....Pin- or rod-shaped implants **may act as antennas and re-radiate the external field**.....Rings and other loop structures may act as induction loops and thus **carry high induced currents**.....A gap in the loop or rod would **induce high SAR in the gap**.....Sharp corners and tips in the implant may cause **concentration of the EM flux around them**.

One essential factor in the interaction is the orientation of an implant with respect to the external source, that is, polarization of the field in the far field.....Especially for pin- or rod-like structures, the orientation parallel to the electric field or antenna is the worst case.....In this orientation, the **implant may act like an antenna** as described earlier. For arbitrary-shaped implants, the mutual inductance of an antenna and an implant depends on their orientation with respect to each other and other geometrical factors. The higher the mutual inductance, the stronger is the interaction.....

Since dielectric properties of tissues vary, the **tissues that surround an implant have a great impact on the SAR distribution**.....If tissues have high conductivity and relative permittivity, they are very lossy and **SAR around the implant can be high**.....

However, in bone, the **SAR enhancement due to an implant is assumingly higher because of lower base level**. In general, the larger the relative difference between the dielectric properties, especially conductivity, of the two media, the **greater is the bending of the EM field when it enters the more lossy media**. Hence **larger averaged SAR values can be expected in small volumes on the boundary**. Furthermore, the dielectric properties affect the wavelength of EM field. In certain (plane wave) cases, the distance between the implant and the skin surface may match the wavelength in tissue so that constructive interference occurs in the surface layers.....This may **cause elevated SAR in the surface**.....Similar phenomena may also occur in other layered structures.....

As a consequence of the described effects, the maximum SAR may occur at a different location with and without the implant in the EM field.....Usually the SAR will be at maximum either on the surface of the body, that is, in the skin, or in the tissue with the highest water content. However, due to the interaction of implant and RF field, the **location of the highest SAR may be shifted to the proximity of the implant**. This is an important fact for RF exposure evaluation.”

Key takeaways from this summary are that resonance between the incoming EMF waves and the implants can contribute to increased SAR levels, and these increased SAR levels can occur in the bone or soft tissue adjacent to the implant(s).



Implants, both active and passive, are cornerstones of modern medical treatment, and are big business. Many of the implant-related articles read for this monograph attempted to downplay the significance of the EMF effects on passive implants. While some acknowledged that substantial increases in SAR are possible, especially near the implant(s), some/many concluded that while SAR was indeed increased, the values averaged over the appropriate volume (as allowed by the FCC) were small, and well under the FCC exposure limits.

This is misleading. Stating that exposure levels well below those allowed by the FCC (which bear no relation to safety) are somehow ‘safe’ is disingenuous! There can be very high SAR levels in volumes smaller than those allowed by the FCC, and this could have a dual impact. The bonding between the implant and surrounding media could be impacted adversely, and the myriad other adverse effects associated with SAR levels of that magnitude could be operable. Many of the articles identified the presence of ‘hot spots’, where the SARs were very high, but the effect was numerically attenuated by averaging over a somewhat larger area.

Additionally, most of these measurements/computations were for single stressors only (the incoming EMF radiation). Adding the real-life combinations of other toxic stimuli would tend to exacerbate the effect, perhaps substantially. Finally, the measurements and computations tended to end with a demonstration of the increase in SAR level. That’s equivalent to performing a chest x-ray on someone who smoked his first cigarette, and then writing a paper that smoking had little effect on the lungs and other structures! What are the long-term effects of the incoming wireless radiation on the passive implants and their supportive tissue/bone, both in terms of structural integrity and increased incidence of non-communicable disease impacts? The question about long-term effects and combined toxic stimuli applies to the operation of the active implants as well.

A recent paper addressing adverse effects of RF impacts on osseointegration (dental implant integration with underlying bone) illustrates the issues raised above [Kavyashree et al, 2019]. “Forty-eight implants were placed in tibia and femur bone of rabbits, and after 90 days the rabbits were sacrificed and bone surrounding the implant was retrieved. ....Significantly less bone-to-implant contact and bone area surrounding implant threads were found in the test groups compared to the control group. There was a significant difference in regular bone formation. ....among the three groups. ....Implants exposed to cell phone radiation showed more inflammatory reaction when compared to the nonexposed implants, thus indicating that *cellular phone overuse could affect the maturation of bone and thus delay osseointegration.*”

If other toxic stimuli were co-exposed along with EMF radiation, and if longer-term data were taken, more severe impacts could be expected. Similar effects could be expected for other types of implants!

[Table A7-1](#) contains an implant taxonomy. The format is category heading followed by a few selected references. The active implant categories cover cardiac, cochlear, and other devices, and the passive implant categories cover imbedded implants and appendages.

A sub-category of passive implants called Metal Release was created. This category reflects adverse effects of wireless radiation that are almost unknown to the general public. The

focus is on increased corrosive abilities of saliva due to wireless radiation exposure, and the subsequent release/leaching of metal from myriad orthodontic structures in the mouth. Many of these metals are heavy metals, such as nickel and chromium, which can be extremely dangerous when released into the body. Most of the references in [Table A7-1](#) in this Metal Release category deal with nickel release from orthodontic appliances.

In these circumstances, the mobile phone radiation stimulates the parotid glands, causing them to produce more saliva. Not only is the flow of saliva increased, but its properties are altered, including reduction of pH. Additionally, as the larger passive implant category has shown, there will be some preferential heating at the saliva-orthodontic appliance interface. The net effect will be to increase corrosion of the metal appliance, resulting in release of nickel. ***Given that children are major customers for many of these dental appliances as well as increasingly major users of cell phones, WiFi, etc, these children will be adversely impacted by the wireless radiation through myriad pathways!***

**Table A7-1 – Implant Taxonomy**

<b>CATEGORY/SAMPLE REFERENCES</b>
<b>ACTIVE IMPLANT - CARDIAC</b>
<p>Altamura G, Toscano S, Gentilucci G, Ammirati F, Castro A, Pandozi C, et al. Influence of digital and analogue cellular telephones on implanted pacemakers. <i>European Heart Journal</i>. 1997;18(10):1632-41.</p> <p>Barbaro V Bartolini P Donato A ( 1994 ) GSM cellular phones interference with implantable pacemakers: in vitro observations. <i>Proceeding of the V International Symposium on Biomedical Engineering, Santiago de Compostela</i>, pp 275-276.</p> <p>Bassen HI Moore HJ Ruggera PS ( 1998 ) Cellular phone interference testing of implantable cardiac defibrillators in vitro. <i>Pacing Clin Electrophysiol</i> 21: 1709-1715.</p> <p>Cardall TY, Brady WJ, Chan TC, Perry JC, Vilke GM, Rosen P. Permanent cardiac pacemakers: Issues relevant to the emergency physician, part II. <i>Journal of Emergency Medicine</i>. 1999;17(4):697-709.</p> <p>Cifford KJ Joyner KH Stroud DB ( 1994 ) Mobile telephones interfere with medical electric equipment. <i>Australas Phys Eng Sci Med</i> 17: 23-27.</p> <p>Driessen S, Napp A, Schmiedchen K, Kraus T, Stunder D. Electromagnetic interference in cardiac electronic implants caused by novel electrical appliances emitting electromagnetic fields in the intermediate frequency range: a systematic review. <i>Europace</i>. 2019;21(2):219-29.</p> <p>Duru F, Lauber P, Klaus G, Candinas R. Hospital pager systems may cause interference with pacemaker telemetry. <i>Pacing and clinical electrophysiology : PACE</i>. 1998;21(11 Pt 2):2353-9.</p> <p>Emergency Care Research Institute ( 1993 ) Cellular telephones and radio transmitters interference with clinical equipment. <i>Health Devices</i> 22: 416-418.</p> <p>Geller L, Thuroczy G, Merkely B. In vitro and in vivo study of electromagnetic compatibility of cellular phones and pacemakers. <i>Orvosi hetilap</i>. 2001;142(36):1963-70.</p>

- Geppert A, Rauscha F. Pacemaker dysfunction in daily clinical practice. *Wiener Klinische Wochenschrift*. 2001;113(1-2):15-26.
- Gimbel JR, Cox JW, Jr. Electronic article surveillance systems and interactions with implantable cardiac devices: risk of adverse interactions in public and commercial spaces. *Mayo Clinic proceedings*. 2007;82(3):318-22.
- Hikage T. Impact of electromagnetic interference arising from wireless power transfer upon implantable medical device. Shinohara N, editor 2018. 251-68 p.
- Hirose M, Hida M, Sato E, Kokubo K, Nie M, Kobayashi H. Electromagnetic interference of implantable unipolar cardiac pacemakers by an induction oven. *Pacing and clinical electrophysiology : PACE*. 2005;28(6):540-8.
- Hocking B, Joyner KH, Fleming AH. Implanted medical devices in workers exposed to radio-frequency radiation. *Scandinavian journal of work, environment & health*. 1991;17(1):1-6.
- Hours M, Khati I, Hamelin J. Interference between Active Implanted Medical Devices and Electromagnetic Field Emitting Devices is Rare but Real: Results of an Incidence Study in a Population of Physicians in France. *Pace-Pacing and Clinical Electrophysiology*. 2014;37(3):290-6.
- Huang D, Dong ZF, Chen Y, Wang FB, Wei Z, Zhao WB, et al. Interference of GSM mobile phones with communication between Cardiac Rhythm Management devices and programmers: A combined in vivo and in vitro study. *Bioelectromagnetics*. 2015;36(5):367-76.
- Irnich W, Batz L, Müller R (1995) Störbeeinflussung von Herzschrittmachern. *Herzschrittmacher* 15: 5-20.
- Kourtiche D, Nadi M, Souques M, Magne I. Medical implants and low-frequency EM fields 0-100 kHz. *Radioprotection*. 2014;49(4):241-8.
- Lasser AE. Cardiac devices and electromagnetic interference revisited: new radiofrequency technologies and implications for dermatologic surgery. *Dermatologic surgery : official publication for American Society for Dermatologic Surgery [et al]*. 2006;32(4):598.
- Mahmoud Pashazadeh A, Aghajani M, Nabipour I, Assadi M. An update on mobile phones interference with medical devices. *Radiation protection dosimetry*. 2013;156(4):401-6.
- Miller CS, Leonelli FM, Latham E. Selective interference with pacemaker activity by electrical dental devices. *Oral surgery, oral medicine, oral pathology, oral radiology, and endodontics*. 1998;85(1):33-6.
- Napp A, Kolb C, Lennerz C, Bauer W, Schulz-Menger J, Kraus T, et al. Electromagnetic interference of active cardiac rhythm implants in the daily routine and occupational environment. Statement of the German Cardiac Society (DGK) and the German Society for Occupational and Environmental Medicine (DGAUM). *Kardiologie*. 2019;13(4):216-35.
- Napp A, Stunder D, Maytin M, Kraus T, Marx N, Driessen S. Are patients with cardiac implants protected against electromagnetic interference in daily life and occupational environment? *European Heart Journal*. 2015;36(28):1798-+.
- Niehaus M, Tebbenjohanns J. Electromagnetic interference in patients with implanted pacemakers or cardioverter-defibrillators. *Heart*. 2001;86(3):246-8.
- Occhetta E, Plebani L, Bortnik M, Marino P. Interference of cellular phones and metal detectors with pacemakers and ICDs: Still a problem? *Cardiac Arrhythmias* 2005. 2005:617-25.

Pinski SL, Trohman RG. Interference in implanted cardiac devices, part I. *Pace-Pacing and Clinical Electrophysiology*. 2002;25(9):1367-81.

Plawiak-Mowna A, Krawczyk A. The Electromagnetic Awareness and Education of Cardiac Pacemaker Patients. *Przegląd Elektrotechniczny*. 2009;85(12):131-3.

Plawiak-Mowna A. The implantable cardiac rhythm device at electromagnetic field - the problem of an interaction. *Przegląd Elektrotechniczny*. 2008;84(1):88-9.

Psenakova Z, Hudecova J. Influence of Electromagnetic Fields by Electronic Implants in Medicine. *Elektronika Ir Elektrotechnika*. 2009(7):37-40.

Psenakova Z, Smondrc M, Barabas J, Lo Sciuto G, Benova M. Simulation and Assessment of Pacemaker RF Exposure (2.4 GHz) by PIFA Antenna. Brida P, Dubovan J, Markovic M, editors 2016. 569-73 p.

Raden G, Pavlovic P, Vucinic Z, Tavciovski D, Matunovic R, Djuran P, et al. The effect of cell phones on pacemaker function. *Vojnosanitetski preglad*. 1999;56(5):491-7.

Rauwolf T, Guenther M, Hass N, Schnabel A, Bock M, Braun MU, et al. Ventricular oversensing in 518 patients with implanted cardiac defibrillators: incidence, complications, and solutions. *Europace*. 2007;9(11):1041-7.

Saito K, Watanabe S, Endo Y, Takahashi M, Ito K, Ieee. Calculations of SAR around Implanted Cardiac Pacemaker Induced by Wireless Radio Terminal Relation between Positions of Implanted Cardiac Pacemaker and Wireless Radio Terminal. *Ieee Africon 2011*. 2011.

Santini M. Digital cellular telephones and ICDs. *European Heart Journal*. 2001;22(15):1251-2.

Schlegel RE, Grant FH, Raman S, Reynolds D. Electromagnetic compatibility study of the in-vitro interaction of wireless phones with cardiac pacemakers. *Biomedical instrumentation & technology*. 1998;32(6):645-55.

Seckler T, Stunder D, Schikowsky C, Joosten S, Zink MD, Kraus T, et al. Effect of lead position and orientation on electromagnetic interference in patients with bipolar cardiovascular implantable electronic devices. *Europace*. 2017;19(2):319-28.

Seitz S, Dossel O, editors. Influence of body worn wireless mobile devices on implanted cardiac pacemakers. 4th European Conference of the International Federation for Medical and Biological Engineering (ECIFMBE); 2008 Nov 23-27; Antwerp, BELGIUM. NEW YORK: Springer; 2009.

Smondrc M, Benova M, Psenakova Z. Evaluation of SAR in Human Body Model Comprising of Implanted Pacemaker. 12th International Conference Elektro 2018. 2018.

Souques M. The influence of non-ionizing electromagnetic fields on implantable cardiac medical devices. *Presse Medicale*. 2004;33(22):1611-5.

Tandogan I, Temizhan A, Yetkin E, Guray Y, Ileri M, Duru E, et al. The effects of mobile phones on pacemaker function. *International Journal of Cardiology*. 2005;103(1):51-8.

Tiikkaja M, Alanko T, Lindholm H, Hietanen M, Hartikainen J, Toivonen L. Experimental study on malfunction of pacemakers due to exposure to different external magnetic fields. *Journal of Interventional Cardiac Electrophysiology*. 2012;34(1):19-27.

Tiikkaja M, Alanko T, Lindholm H, Hietanen M, Toivonen L, Hartikainen J. Interference of low frequency magnetic fields with implantable cardioverter-defibrillators. *Scandinavian Cardiovascular Journal*. 2012;46(5):308-14.

Tiikkaja M, Aro AL, Alanko T, Lindholm H, Sistonen H, Hartikainen J, et al. Electromagnetic interference with cardiac pacemakers and implantable cardioverter-

defibrillators from low-frequency electromagnetic fields in vivo. *Europace*. 2013;15(3):388-94.

Tiikkaja M, Aro AL, Alanko T, Lindholm H, Sistonen H, Hartikainen JEK, et al. Testing of Common Electromagnetic Environments for Risk of Interference with Cardiac Pacemaker Function. *Safety and Health at Work*. 2013;4(3):156-9.

Trigano JA. Interferences and cardiac pacemakers/defibrillators: Results of in vivo experimental studies with radiofrequencies. *Archives Des Maladies Du Coeur Et Des Vaisseaux*. 2003;96:42-5.

Valtonen EJ, Lilius HG, Tiula E. Disturbances in the function of cardiac pacemaker caused by short wave and microwave diathermies and pulsed high frequency current. *Annales chirurgiae et gynaecologiae Fenniae*. 1975;64(5):284-7.

von Olshausen G, Rondak IC, Lennerz C, Semmler V, Grebmer C, Reents T, et al. Electromagnetic interference in implantable cardioverter defibrillators: present but rare. *Clinical Research in Cardiology*. 2016;105(8):657-65.

Yoshida S, Fujiwara K, Kohira S, Hirose M. Electromagnetic interference of implantable cardiac devices from a shoulder massage machine. *Journal of artificial organs : the official journal of the Japanese Society for Artificial Organs*. 2014;17(3):243-9.

Yu SS, Tope WD, Grekin RC. Cardiac devices and electromagnetic interference revisited: new radiofrequency technologies and implications for dermatologic surgery. *Dermatologic surgery : official publication for American Society for Dermatologic Surgery [et al]*. 2005;31(8 Pt 1):932-40.

#### **ACTIVE IMPLANT - COCHLEAR**

McIntosh RL, Iskra S, McKenzie RJ, Chambers J, Metzenthien B, Anderson V. Assessment of SAR and thermal changes near a cochlear implant system for mobile phone type exposures. *Bioelectromagnetics*. 2008;29(1):71-80.

Parazzini M, Sibella F, Paglialonga A, Ravazzani P. Assessment of the Exposure to WLAN Frequencies of a Head Model with a Cochlear Implant. *Bioelectromagnetics*. 2010;31(7):546-55.

Sibella F, Parazzini M, Paglialonga A, Ravazzani P. Assessment of SAR in the tissues near a cochlear implant exposed to radiofrequency electromagnetic fields. *Physics in Medicine and Biology*. 2009;54(8):N135-N41.

Zradzinski P, Karpowicz J, Gryz K, Leszko W. Evaluation of the safety of users of active implantable medical devices (AIMD) in the working environment in terms of exposure to electromagnetic fields - Practical approach to the requirements of European Directive 2013/35/EU. *International journal of occupational medicine and environmental health*. 2018;31(6):795-808.

Zradzinski P, Karpowicz J, Gryz K. Electromagnetic Energy Absorption in a Head Approaching a Radiofrequency Identification (RFID) Reader Operating at 13.56 MHz in Users of Hearing Implants Versus Non-Users. *Sensors*. 2019;19(17).

#### **ACTIVE IMPLANT - OTHER**

Baker KB, Phillips MD. Deep Brain Stimulation Safety: MRI and Other Electromagnetic Interactions. In: Tarsy MD, Vitek JL, Starr PA, Okun MS, editors. *Deep Brain Stimulation in Neurological and Psychiatric Disorders*. Current Clinical Neurology 2008. p. 453-72.

Baker KB, Tkach JA, Phillips MD, Rezai AR. Variability in RF-induced heating of a deep brain stimulation implant across MR systems. *Journal of Magnetic Resonance Imaging*. 2006;24(6):1236-42.

Blomstedt P, Jabre M, Bejjani BP, Koskinen LOD. Electromagnetic environmental influences on implanted deep brain stimulators. *Neuromodulation*. 2006;9(4):262-9.

Dustin K. Evaluation of Electromagnetic Incompatibility Concerns for Deep Brain Stimulators. *Journal of Neuroscience Nursing*. 2008;40(5):299-+.

Golestanirad L, Kazemivalipour E, Keil B, Downs S, Kirsch J, Elahi B, et al. Reconfigurable MRI coil technology can substantially reduce RF heating of deep brain stimulation implants: First in-vitro study of RF heating reduction in bilateral DBS leads at 1.5 T. *Plos One*. 2019;14(8).

Guerin B, Serano P, Iacono MI, Herrington TM, Widge AS, Dougherty DD, et al. Realistic modeling of deep brain stimulation implants for electromagnetic MRI safety studies. *Physics in Medicine and Biology*. 2018;63(9).

Kainz W, Alesch F, Chan DD. Electromagnetic interference of GSM mobile phones with the implantable deep brain stimulator, ITREL-III. *Biomedical Engineering Online*. 2003;2:9.

Kiourti A, Nikita KS. Numerical assessment of the performance of a scalp-implantable antenna: Effects of head anatomy and dielectric parameters. *Bioelectromagnetics*. 2013;34(3):167-79.

McElcheran CE, Golestanirad L, Iacono MI, Wei PS, Yang B, Anderson KJT, et al. Numerical Simulations of Realistic Lead Trajectories and an Experimental Verification Support the Efficacy of Parallel Radiofrequency Transmission to Reduce Heating of Deep Brain Stimulation Implants during MRI. *Scientific Reports*. 2019;9.

Xu J, Li LM, Hao HW, Ieee. Primary experimental study on safety of Deep Brain Stimulation in RF electromagnetic field. 2009 Annual International Conference of the Ieee Engineering in Medicine and Biology Society, Vols 1-20. *IEEE Engineering in Medicine and Biology Society Conference Proceedings 2009*. p. 3091-4.

### **PASSIVE IMPLANT**

Bernardi P, Pisa S, Cavagnaro M, Piuze E, Lin JC. Dosimetry and Temperature Aspects of Mobile-Phone Exposures. *Advances in Electromagnetic Fields in Living Systems, Vol 5: Health Effects of Cell Phone Radiation*. 2009;5:221-76.

Cooper J, Hombach V. Increase in specific absorption rate in human heads arising from implantations. *Electronics Letters*. 1996;32(24):2217-9.

Crouzier D, Selek L, Martz BA, Dabouis V, Arnaud R, Debouzy JC. Risk assessment of electromagnetic fields exposure with metallic orthopedic implants: A cadaveric study. *Orthopaedics & Traumatology-Surgery & Research*. 2012;98(1):90-6.

Hand JW. Modelling the interaction of electromagnetic fields (10 MHz-10 GHz) with the human body: methods and applications. *Physics in Medicine and Biology*. 2008;53(16):R243-R86.

Hocking B, Mild KH. Guidance note: Risk management of workers with medical electronic devices and metallic implants in electromagnetic fields. *International Journal of Occupational Safety and Ergonomics*. 2008;14(2):217-+.

Kraff O, Wrede KH, Schoemberg T, Dammann P, Nouredine Y, Orzada S, et al. MR safety assessment of potential RF heating from cranial fixation plates at 7 T. *Medical Physics*. 2013;40(4).

Kyriakou A, Christ A, Neufeld E, Kuster N. Local tissue temperature increase of a generic implant compared to the basic restrictions defined in safety guidelines. *Bioelectromagnetics*. 2012;33(5):366-74.

Mat MH, Abd Malek MF, Whittow WG, Bibb R. Ear prosthesis evaluation: specific absorption rate levels in the head due to different angles and frequencies of electromagnetic exposure. *Journal of Electromagnetic Waves and Applications*. 2015;29(4):514-24.

Mat MH, Jusoh M, Rahim H, Yusoff MI. A Brief Review of the EMF Interaction: Metal Implantation and Biological Tissues. *Advanced Science Letters*. 2017;23(6):5565-8.

Matikka H, Keshvari J, Lappalainen R. Temperature changes associated with radiofrequency exposure near authentic metallic implants in the head phantom-a near field simulation study with 900, 1800 and 2450 MHz dipole. *Physics in Medicine and Biology*. 2010;55(19):5867-81.

Mattei E, Calcagnini G, Censi F, Triventi M, Bartolini P, Ieee. Radiofrequency Dosimetry in Subjects Implanted with Metallic Straight Wires: A Numerical Study. 2008 30th Annual International Conference of the IEEE Engineering in Medicine and Biology Society, Vols 1-8. *IEEE Engineering in Medicine and Biology Society Conference Proceedings2008*. p. 4387-90.

McIntosh RL, Anderson V, McKenzie RJ. A numerical evaluation of SAR distribution and temperature changes around a metallic plate in the head of a RF exposed worker. *Bioelectromagnetics*. 2005;26(5):377-88.

McIntosh RL, Iskra S, Anderson V. Significant RF-EMF and Thermal Levels Observed in a Computational Model of a Person With a Tibial Plate for Grounded 40 MHz Exposure. *Bioelectromagnetics*. 2014;35(4):284-95.

Miaskowski A, Gas P, Krawczyk A, Ieee. SAR Calculations for Titanium Bar-Implant Subjected to Microwave Radiation2016.

Miaskowski A, Krawczyk A, Ishihara Y. A numerical evaluation of eddy currents distribution in the human knee with metallic implant. *Compel-the International Journal for Computation and Mathematics in Electrical and Electronic Engineering*. 2012;31(5):1441-7.

Miaskowski A, Olchowik G, Krawczyk A, Lada-Tondyra E, Bartosinski A. A Numerical Evaluation of Electric Field and SAR Distribution Around a Titanium Implant in the Trunk of a Child. *Przeglad Elektrotechniczny*. 2012;88(12B):77-9.

Kavyashree M, Harish PV, Mishra SK, Chowdhary R. Cell Phone Radiation Effect on Bone-to-Implant Osseointegration: A Preliminary Histologic Evaluation in Rabbits. *International Journal of Oral & Maxillofacial Implants*. 2019;34(3):643-50.

Moutaouekkil MA, Taybi C, Ziyat A, Picard D, Ieee. The effect of metal braces on antenna parameters and the SAR distribution of the head exposed to popular cellular frequency. 2017 Mediterranean Microwave Symposium. *Mediterranean Microwave Symposium2017*.

Nguyen DT, Barham W, Zheng LJ, Dinegar S, Tzou WS, Sauer WH. Effect of radiofrequency energy delivery in proximity to metallic medical device components. *Heart Rhythm*. 2015;12(10):2162-9.

Olteanu M, Rafiroiu D, Ieee. Temperature Increase due to Specific Absorption Rate Enhancement around Metallic Stent Implants. 2011 E-Health and Bioengineering Conference. *E-Health and Bioengineering Conference2011*.

Ono T, Hikage T, Nojima T, Nagaoka T, Watanabe S, Ieee. Local SAR in Anatomical Phantom Implanted with Metallic Osteosynthesis Plates in Mandibular Exposed to 2 GHz RF

Fields. 2014 Ieee International Workshop on Electromagnetics (Ieee Iwem): Applications and Student Innovation Competition. 2014:209-10.

Othman N, Samsuri NA, Ellias NA. Evaluation of Specific Absorption Rate due to Medical Implant in Near-Field Exposure. *Jurnal Teknologi*. 2013;64(3).

Othman N, Samsuri NA, Rahim MKA, Elias NA, BinSulaiman H, Awang Z, et al. Analysis on the Specific Absorption Rate due to the Metallic Objects Exposed to Radiation Source2013. 400-4 p.

Rafiroiu D, Ciupa RV, Iancu A, Lazar A, Tiseanu I, Craciunescu T, et al. Numerical Analysis of the Electric Field and Temperature Changes around Carotid Stents. 2011 7th International Symposium on Advanced Topics in Electrical Engineering. International Symposium on Advanced Topics in Electrical Engineering2011.

Safari M, Abdolali A. Dental Implants and Mobile-Phone Use. *Ieee Antennas and Propagation Magazine*. 2016;58(5):43-51.

Saghiri MA, Orangi J, Asaturian A, Mehriar P, Sheibani N. Effect of mobile phone use on metal ion release from fixed orthodontic appliances. *American journal of orthodontics and dentofacial orthopedics : official publication of the American Association of Orthodontists, its constituent societies, and the American Board of Orthodontics*. 2015;147(6):719-24.

Sanchez-Hernandez DA. The Effect of Metallic Objects on SAR Distributions. SanchezHernandez DA, editor2009. 175-205 p.

Santini L, Forleo GB, Santini M. Implantable devices in the electromagnetic environment. *Journal of Arrhythmia*. 2013;29(6):325-33.

Smondrc M, Benova M, Psenakova Z, Ieee. Evaluation of metallic implant influence on SAR distribution in a multilayered tissue model2017.

Valic B, Gajsek P, Miklavcic D. Conducting Implant in Low Frequency Electromagnetic Field. In: Jarm T, Kramar P, Zupanic A, editors. 11th Mediterranean Conference on Medical and Biological Engineering and Computing 2007, Vols 1 and 2. IFMBE Proceedings. 162007. p. 218-+.

Valic B, Gajsek P, Miklavcic D. Current Density in a Model of a Human Body With a Conductive Implant Exposed to ELF Electric and Magnetic Fields. *Bioelectromagnetics*. 2009;30(7):591-9.

Vidal N, Lopez-Villegas JM, Sieiro J. Subcutaneous implanted antennas: interaction with biological tissues. *Compel-the International Journal for Computation and Mathematics in Electrical and Electronic Engineering*. 2012;31(4):1154-63.

Vidal N, Lopez-Villegas JM. Changes in Electromagnetic Field Absorption in the Presence of Subcutaneous Implanted Devices: Minimizing Increases in Absorption. *Ieee Transactions on Electromagnetic Compatibility*. 2010;52(3):545-55.

Virtanen H, Huttunen J, Toropainen A, Lappalainen R. Interaction of mobile phones with superficial passive metallic implants. *Physics in Medicine and Biology*. 2005;50(11):2689-700.

Virtanen H, Keshvari J, Lappalainen R. Interaction of radio frequency electromagnetic fields and passive metallic implants - A brief review. *Bioelectromagnetics*. 2006;27(6):431-9.

Virtanen H, Keshvari J, Lappalainen R. The effect of authentic metallic implants on the SAR distribution of the head exposed to 900, 1800 and 2450 MHz dipole near field. *Physics in Medicine and Biology*. 2007;52(5):1221-36.



Wang G, Xu YM, Zhang LN, Ye DM, Feng XX, Fu TF, et al. Enhancement of Apoptosis by Titanium Alloy Internal Fixations during Microwave Treatments for Fractures: An Animal Study. *Plos One*. 2015;10(7).

Whittow WG, Edwards RM. A study of changes to specific absorption rates in the human eye close to perfectly conducting spectacles within the radio frequency range 1.5 to 3.0 GHz. *Ieee Transactions on Antennas and Propagation*. 2004;52(12):3207-12.

Ye DM, Xu YM, Wang G, Feng XX, Fu TF, Zhang H, et al. Thermal Effects of 2450 MHz Microwave Exposure Near a Titanium Alloy Plate Implanted in Rabbit Limbs. *Bioelectromagnetics*. 2015;36(4):309-18.

Ye DM, Xu YM, Zhang H, Fu TF, Jiang L, Bai YH. Effects of Low-Dose Microwave on Healing of Fractures with Titanium Alloy Internal Fixation: An Experimental Study in a Rabbit Model. *Plos One*. 2013;8(9).

Yelkenci T, Paker S. The effects of frequency, polarization, direction and metallic objects on the SAR values in a human head model for plane wave exposure (500-2500 MHz). *Frequenz*. 2006;60(11-12):215-9.

Yelkenci T. Effects of metallic objects on specific absorption rate in the human head for 915 and 1900 MHz mobile phones. *Frequenz*. 2006;60(3-4):46-9.

Yu D, Zhang RY, Liu Q. Influence of dentures on SAR in the visible Chinese human head voxel phantom exposed to a mobile phone at 900 and 1800 MHz. *Bioelectromagnetics*. 2012;33(6):508-17.

Zou YZ, Wang G, Xu YM, Bai YH. Comparative study of the proliferative ability of skeletal muscle satellite cells under microwave irradiation in fractures with titanium alloy internal fixation in rabbits. *Experimental and Therapeutic Medicine*. 2018;16(6):4357-66.

#### **PASSIVE IMPLANT – METAL RELEASE**

Hamzany Y, Feinmesser R, Shpitzer T, Mizrachi A, Hilly O, Hod R, et al. Is Human Saliva an Indicator of the Adverse Health Effects of Using Mobile Phones? *Antioxidants & Redox Signaling*. 2013;18(6):622-7.

Mortazavi G, Haghani M, Rastegarian N, Zarei S, Mortazavi SMJ. Increased Release of Mercury from Dental Amalgam Fillings due to Maternal Exposure to Electromagnetic Fields as a Possible Mechanism for the High Rates of Autism in the Offspring: Introducing a Hypothesis. *Journal of biomedical physics & engineering*. 2016;6(1):41-6.

Mortazavi SMJ, Paknahad M, Khaleghi I, Eghlidospour M. Effect of radiofrequency electromagnetic fields (RF-EMFS) from mobile phones on nickel release from orthodontic brackets: An in vitro study. *International Orthodontics*. 2018;16(3):562-70.

Nanjannawar LG, Girme TS, Agrawal JM, Agrawal MS, Fulari SG, Shetti SS, et al. Effect of Mobile Phone Usage on Nickel Ions Release and pH of Saliva in Patients Undergoing Fixed Orthodontic Treatment. *Journal of Clinical and Diagnostic Research*. 2017;11(9):ZC84-ZC7.

Saghiri MA, Orangi J, Asatourian A, Mehriar P, Sheibani N. Effect of mobile phone use on metal ion release from fixed orthodontic appliances. *American Journal of Orthodontics and Dentofacial Orthopedics*. 2015;147(6):719-24.

Shivashankara AR, Joy J, Sunitha V, Rai MP, Rao S, Nambranathayil S, et al. Effect of Cell Phone Use on Salivary Total Protein, Enzymes and Oxidative Stress Markers in Young Adults: A Pilot Study. *Journal of Clinical and Diagnostic Research*. 2015;9(2):BC19-BC22.

**APPENDAGE**

Anuar MZ, Samsuri NA, Rahim MKA, Elias NA, Othman N. On the Effect of Metallic Earring on Antenna Performance and SAR at 2.4 & 5.8 GHz. *Jurnal Teknologi*. 2012;58.

Cihangir A, Luxey C, Jacquemod G, Pilard R, Giancesello F, Whittow WG, et al. Investigation of the Effect of Metallic Frames on 4G Eyewear Antennas 2014. 60-3 p.

Cihangir A, Whittow W, Panagamuwa C, Jacquemod G, Giancesello F, Luxey C. 4G antennas for wireless eyewear devices and related SAR. *Comptes Rendus Physique*. 2015;16(9):836-50.

Cihangir A, Whittow WG, Panagamuwa CJ, Ferrero F, Jacquemod G, Giancesello F, et al. Feasibility Study of 4G Cellular Antennas for Eyewear Communicating Devices. *Ieee Antennas and Wireless Propagation Letters*. 2013;12:1704-7.

Edwards RM, Whittow WG. Applications of a genetic algorithm for identification of maxima in specific absorption rates in the human eye close to perfectly conducting spectacles. *Iee Proceedings-Science Measurement and Technology*. 2005;152(3):89-96.

Fayos-Fernandez J, Arranz-Faz C, Martinez-Gonzalez AM, Sanchez-Hernandez D. Effect of pierced metallic objects on SAR distributions at 900 MHz. *Bioelectromagnetics*. 2006;27(5):337-53.

Lan JQ, Du GH. Evaluation of Temperature Elevation in Human Ocular Tissues due to Wireless Eyewear Devices. *Applied Computational Electromagnetics Society Journal*. 2019;34(1):17-24.

Lan JQ, Hong T, Liang X, Du GH. Evaluation of Microwave Microdosimetry for Human Eyes with Glasses Exposed to Wireless Eyewear Devices at Phone Call State. *Progress in Electromagnetics Research M*. 2018;63:71-81.

Lan JQ, Huang KM. Evaluation of SAR in a human head with glasses exposed to radiation of a mobile phone. *Journal of Electromagnetic Waves and Applications*. 2013;27(15):1919-30.

Lan JQ, Liang X, Hong T, Du GH. On the effects of glasses on the SAR in human head resulting from wireless eyewear devices at phone call state. *Progress in Biophysics & Molecular Biology*. 2018;136:29-36.

Othman N, Samsuri NA, Rahim MKA, Elias NA, Ieee. Specific Absorption Rate in the Human Leg and Testicle Due to Metallic Coin and Zip. 2015 Ieee International Rf and Microwave Conference. *IEEE International RF and Microwave Conference 2015*. p. 123-7.

Othman N, Samsuri NA, Rahim MKA. ESTIMATION OF SPECIFIC ABSORPTION RATE IN THE HUMAN LEG AND TESTICLE DUE TO A METALLIC RING. *Jurnal Teknologi*. 2015;77(10):85-90.

Whittow W, Panagamuwa CJ, Edwards R, Vardaxoglou JC, Ieee. Specific absorption rates in the human head due to circular metallic earrings at 1800mhz 2007.

Whittow WG, Panagamuwa CJ, Edwards RM, Vardaxoglou JC. On the effects of straight metallic jewellery on the specific absorption rates resulting from face-illuminating radio communication devices at popular cellular frequencies. *Physics in medicine and biology*. 2008;53(5):1167-82.

Whittow WG, Panagamuwa CJ, Edwards RM, Vardaxoglou JC. The Energy Absorbed in the Human Head Due to Ring-Type Jewelry and Face-Illuminating Mobile Phones Using a Dipole and a Realistic Source. *Ieee Transactions on Antennas and Propagation*. 2008;56(12):3812-7.

### A7-B3. Impacts from Passive Macro/Nano Implant Analogues

The FCC regulations for RF exposure limits are based on an *average exposure* over a six-minute period for occupational applications, and thirty-minute period for the general public. For near-field exposures, the guidelines can be summarized as follows: “Whole-Body SAR is averaged over the entire body; Partial-body SAR is averaged over any 1 g of tissue in the shape of a cube; SAR for hands, wrists, feet and ankles is averaged over any 10 g of tissue in the shape of a cube.

SAR limits are not applicable above 6.0 GHz; MPE limits for field strength and power density should be applied. Categorical exclusion of routine MPE evaluation for mobile transmitters does not apply to portable devices operating above 6.0 GHz” ([https://transition.fcc.gov/oet/ea/presentations/files/oct05/RF\\_Exposure\\_Concepts\\_Support\\_KC.pdf](https://transition.fcc.gov/oet/ea/presentations/files/oct05/RF_Exposure_Concepts_Support_KC.pdf)).

Averaging processes attenuate the extremes. In particular, within the thirty-minute averaging window used for general population exposure averaging (above), there could be many examples of RF power fluxes exceeding the FCC guidelines, perhaps substantially. Given that the FCC Guidelines are based on thermal limits not being exceeded, this means that (within the thirty-minute averaging window) temperatures (and related thermal stresses) could reach peak values capable of inflicting serious damage. Neufeld and Kuster [2018] examined RF heating of skin in the >10 GHz region, and concluded: “Transient exposure with high PAR [peak-to-average ratio] can lead to large temperature oscillations, with peak temperature increases in the skin reaching tens of degrees, thus exceeding tissue damage thresholds after short exposure durations.” The computations were made “at an intensity resulting in a temperature increase of 1 K at *continuous exposure*”.

Would implant analogues, such as imbedded nanoparticles in the heated tissue, change the characteristics of tissue heating from the pulsed RF described above? Section 2E contains the statement “At the millimeter carrier wavelengths characteristic of high performance 5G, one can expect resonance phenomena with small-scale human structures [Betzael, 2018], as well as resonances with insects/insect components [Thielens et al, 2018, 2020].” Can this enhanced heating of tissue due to high-frequency pulsed RF be extended to nanoparticle-imbedded tissue?

These implant analogues could include e.g. tattoos using nanoparticle materials, nanoparticles from cosmetics and air pollution, possibly nanoparticles from forced-air occupational situations, etc. These analogues could be metallic or non-metallic. Whether they would be heated by RF, and how that would vary by particle characteristics, RF characteristics, and surrounding tissue properties, is an open question. Collins et al [2014] conclude, for gold nanoparticles: “The chief conclusion is that in some cases gold nanoparticles immersed in RF fields heat, and in other cases they do not.”

There is a substantial literature on RF heating of nanoparticles within tissue, motivated by applications to hyperthermia treatment of diseased tissue, especially cancer [e.g., Huang et al, 2008; Gupta et al, 2010; Hanson et al, 2011; Cardinal et al, 2008; Xu et al, 2008; Tamarov et al, 2016; Ocampo-Garcia et al, 2015; San et al, 2013; Pantano et al, 2017; Nordebo et al, 2017; Nguyen et al, 2016; Mironava et al, 2017; Mackeyev et al, 2017; Liu et al, 2015; Letfullin et al,

2015; Kim et al, 2013; Corr et al, 2012; Collins et al, 2014; Chaurasia et al, 2016; Amini et al, 2018; Glazer et al, 2010; Dennis and Ivkov, 2013; Sassaroli et al, 2012; Moran et al, 2009; Gannon et al, 2008]. The references/bibliography at the end of this section contain more examples of RF (and other pulsed) heating of nanoparticles, including some non-tissue-related heating.

There is not uniform consensus on heating mechanisms. While myriad specific approaches are used for RF heating of nanoparticle-embedded tissue for cancer therapy, Glazer and Curley [2011] provide a reasonable summary of the technical issues involved. They state: “RF field therapy is a non-invasive method to expose cancers to nonionizing radiation that is relatively nontoxic in and of itself. .... nanoparticle-mediated RF field hyperthermia induces heating on the scale of approximately 100  $\mu\text{m}$ . Fortunately, noninvasive RF fields easily penetrate human tissues and pass through the entire body with minimal perturbations until the RF fields interact with metal. .... The size of the field can be scaled from small, animal-sized devices. .... up to very large volumes that could theoretically treat small (local tumor) or large regions of the human body. Samples (cells, animals or, theoretically, patients) are placed in an RF field created by a parallel plate capacitor. .... This establishes a directional electromagnetic field that passes through tissues and organs without significant absorbance. Metal, however, absorbs RF energy and quickly releases heat to the surrounding region. Nanoparticles in general, and metal nanoparticles specifically, are utilized because of this general principle, as well as their unique qualities that absorb even more energy (and release even more heat), due to their very small size and quantum characteristics.

Recent advancements in nanotechnology have resulted in multiple types of nanoparticles that can be targeted with antibodies, peptides/proteins and sugar residues to cancer cells. .... Thermal therapy is induced with either focused laser irradiation, manipulation of magnetic fields or RF field exposure. .... While these nanoparticles may be more selective than specific, animal studies have demonstrated promising results without major toxicity. .... nanoparticles induce intracellular hyper-thermia. Unique physicochemical properties of metallic and non-metallic nanoparticles result in different heating rates for various types of non-ionizing radiation exposure. .... We have found that solid gold nanoparticles less than 50 nm in diameter are safely taken up by macrophages in the liver and spleen without major toxicity. .... large nanoparticles with a large aspect ratio (i.e., rods or tubes) have been associated with fibrosis and cellular injury. .... Nanoparticle heating in RF fields is a very complex phenomenon. The end result is that RF fields induce nanoparticle heating rates of 1–3 $^{\circ}\text{C}/\text{s}$  in various solutions and at various power levels. .... Most RF field devices are based on shortwave RF fields (13.56 MHz) as licensing agencies permit this frequency for ‘medical use’. .... The power of these devices is typically from 100–800 W. The energy transfer efficiency from the field generator to actual field strength varies amongst the devices; determining the exact field strength is problematic. .... The RF electrical field strength in general, however, is approximately 5–15 kV/m. ....

In a nanoparticle concentration and field strength-dependent manner, nanoparticles in aqueous solutions can reach boiling temperatures in 2–3 min. Interestingly, deionized water negligibly heats in RF fields, while antibody solutions (e.g., with ions or proteins) typically heat around

five- to ten-times less than nanoparticle solutions..... In the RF field, SWNTs heat in the range of 2–6°C/s, slightly faster than gold.....

There remains some controversy regarding the mechanism in which nanoparticles heat in an RF field. Our group has demonstrated that gold nanoparticles heat primarily via Joule heating..... This work has demonstrated that gold nanoparticles behave as ‘mini-resistors’, where free electrons on the surface have limitations to their movement. In this way, friction is created at the individual nanoparticle level, which release heat into the surrounding aqueous solution. Furthermore, based on these findings, one would predict less heating for larger nanoparticles as well as much less for aggregates where there are far fewer limitations placed on the movement of electrons.”

Extrapolation from the cancer (and similar) therapy use of nanoparticles for hyperthermia destruction of diseased tissue to heating of nanoparticles imbedded in near-surface tissue by communications-level RF powers is not straight-forward. The therapeutic situation involves high-power RF targeting nanoparticles with desired pre-selected properties at specific locations to achieve high temperatures, whereas the communications situation involves low-power RF interacting with nanoparticles of unknown properties at unknown locations constrained to low temperature increases. Additionally, the RF therapy situation has typically involved RF frequencies in the MHz range, whereas the RF communications scenario (especially for 5G) would involve frequencies in the GHz range (high-band 5G would be in the 10s of GHz).

It is unclear how the effects on tissue surrounding these micro/nanoscale implant analogues would relate to those of the macro-implants of the previous section. More detailed computations are required to identify specific temperature excursions and related thermal stresses for specific nanoscale implant analogues.

As mentioned previously, there may also be electromagnetic and thermal resonances with insects and other small living creatures and substances. For insects, there could be resonances based on overall body dimensions [e.g., Thielens, 2018, 2020], and/or resonances based on specific appendage dimensions. Insects are a critical part of the ecological chain, and severe functional damage may occur even if only critical organs or appendages are damaged. If antennae are heated, or experience even moderate cyclic thermal stresses, that may be sufficient to disable the insect, and eliminate their functional contribution to the ecological chain.

Additionally, for insects, heating at different spatial macroscales may be sufficient to cause damage, as well as microscale heating. More detailed insect heating computations at the microscale, and at the macroscale (covering the spectrum of full body resonance to critical appendage resonance) are required before declarations of safety become credible.

**References and Bibliography for Section A7-B3**

- Abadeer NS, Murphy CJ. Recent Progress in Cancer Thermal Therapy Using Gold Nanoparticles. *Journal of Physical Chemistry C*. 2016;120(9):4691-716.
- Amini SM, Kharrazi S, Jaafari MR. Radio frequency hyperthermia of cancerous cells with gold nanoclusters: an in vitro investigation. *Gold Bulletin*. 2017;50(1):43-50.
- Amini SM, Kharrazi S, Rezayat SM, Gilani K. Radiofrequency electric field hyperthermia with gold nanostructures: role of particle shape and surface chemistry. *Artificial Cells Nanomedicine and Biotechnology*. 2018;46(7):1452-62.
- Amini SM. Gold nanostructures absorption capacities of various energy forms for thermal therapy applications. *Journal of Thermal Biology*. 2019;79:81-4.
- Banobre-Lopez M, Teijeiro A, Rivas J. Magnetic nanoparticle-based hyperthermia for cancer treatment. *Reports of practical oncology and radiotherapy : journal of Great Poland Cancer Center in Poznan and Polish Society of Radiation Oncology*. 2013;18(6):397-400.
- Betzalel N, Ben Ishai P, Feldmann Y. The human skin as a sub-THz receiver - Does 5G pose a danger to it or not? *Environmental Research*. 2018;163:208-16.
- Beyk J, Tavakoli H. Selective radiofrequency ablation of tumor by magnetically targeting of multifunctional iron oxide-gold nanohybrid. *Journal of cancer research and clinical oncology*. 2019;145(9):2199-209.
- Bindokas, V. P., Gauger, J. R. & Greenberg, B. Laboratory investigations of the electrical characteristics of honey bees and their exposure to intense electric fields. *Bioelectromagn*. 10, 1–12 (1989).
- Cardinal J, et al. Noninvasive radiofrequency ablation of cancer targeted by gold nanoparticles. *Surgery*. 2008; 144:125–132.
- Chaurasia AK, Thorat ND, Tandon A, Kim JH, Park SH, Kim KK. Coupling of radiofrequency with magnetic nanoparticles treatment as an alternative physical antibacterial strategy against multiple drug resistant bacteria. *Scientific Reports*. 2016;6.
- Chen HJ, Wen DS. Experimental study of electromagnetic heating of gold nanoparticle dispersions at 200 kHz. *Nanomedicine*. 2013;8(2):215-22.
- Cherukuri P, Glazer ES, Curley SA. Targeted hyperthermia using metal nanoparticles. *Adv Drug Deliv Rev*. 2010; 62:339–345.
- Cifuentes-Rius A, Ivask A, Das S, Penya-Auladell N, Fabregas L, Fletcher NL, et al. Gold Nanocluster-Mediated Cellular Death under Electromagnetic Radiation. *ACS Applied Materials & Interfaces*. 2017;9(47):41159-67.
- Collins CB, McCoy RS, Ackerson BJ, Collins GJ, Ackerson CJ. Radiofrequency heating pathways for gold nanoparticles. *Nanoscale*. 2014;6(15):8459-72.
- Collins CB, Tofanelli MA, Noblitt SD, Ackerson CJ. Electrophoretic Mechanism of Au-25(SR)(18) Heating in Radiofrequency Fields. *Journal of Physical Chemistry Letters*. 2018;9(7):1516-21.
- Corr SJ, Cisneros BT, Green L, Raoof M, Curley SA. Protocols for Assessing Radiofrequency Interactions with Gold Nanoparticles and Biological Systems for Non-invasive Hyperthermia Cancer Therapy. *Jove-Journal of Visualized Experiments*. 2013(78).
- Corr SJ, Curley SA. Gold nanoparticles for noninvasive radiofrequency cancer hyperthermia. Mathur AB, editor 2017. 1-18 p.

Corr SJ, et al. Citrate-Capped Gold Nanoparticle Electrophoretic Heat Production in Response to a Time-Varying Radio-Frequency Electric Field. *J Phys Chem C*. 2012; 116:24380–24389.

Corr SJ, Raoof M, Cisneros BT, Orbaek AW, Cheney MA, Law JJ, et al. Radiofrequency electric-field heating behaviors of highly enriched semiconducting and metallic single-walled carbon nanotubes. *Nano Research*. 2015;8(9):2859-70.

Corr SJ, Raoof M, Mackeyev Y, Phounsavath S, Cheney MA, Cisneros BT, et al. Citrate-Capped Gold Nanoparticle Electrophoretic Heat Production in Response to a Time-Varying Radio-Frequency Electric Field. *Journal of Physical Chemistry C*. 2012;116(45):24380-9.

Corr SJ, Raoof M, Wilson LJ, Curley SA. Nanoparticles for Noninvasive Radiofrequency-Induced Cancer Hyperthermia. In: Hepel M, Zhong CJ, editors. *Functional Nanoparticles for Bioanalysis, Nanomedicine, and Bioelectronic Devices, Vol 2*. ACS Symposium Series. 11132012. p. 81-94.

Curley SA, et al. Noninvasive radiofrequency field-induced hyperthermic cytotoxicity in human cancer cells using cetuximab-targeted gold nanoparticles. *J Exp Ther Oncol*. 2008; 7:313–326.

Das, I., Kumar, G. & Shah, N. G. Microwave heating as an alternative quarantine method for disinfection of stored food grains. *Int. J. Food Sci*. 2013, 13 (2013).

Dennis CL, Ivkov R. Physics of heat generation using magnetic nanoparticles for hyperthermia. *Int J Hyperthermia*. 2013; 29:715–729.

Dillon CR, Viola Rieke, Pejman Ghanouni & Allison Payne. Thermal diffusivity and perfusion constants from in-vivo MR-guided focussed ultrasound treatments: a feasibility study. 2018. *International Journal of Hyperthermia*, 34:4, 352-362, DOI: 10.1080/02656736.2017.1340677

Favre, D. Mobile phone-induced honeybee worker piping. *Adipologie* 42, 270–279 (2011).

Ferrari, T. Magnets, magnetic field fluctuations and geomagnetic disturbances impair the homing ability of honey bees (*apis mellifera*). *J. Apic. research* 53, 452–465 (2014).

Gannon CJ, Patra CR, Bhattacharya R, Mukherjee P, Curley SA. Intracellular gold nanoparticles enhance non-invasive radiofrequency thermal destruction of human gastrointestinal cancer cells. *J Nanobiotechnology*. 2008; 6:2.

Glazer ES and Curley SA. Non-invasive radiofrequency ablation of malignancies mediated by quantum dots, gold nanoparticles and carbon nanotubes. *Therapeutic delivery*. 2011; 2:10; 1325-30.

Glazer ES, Curley SA. Non-invasive radiofrequency ablation of malignancies mediated by quantum dots, gold nanoparticles and carbon nanotubes. *Therapeutic delivery*. 2011;2(10):1325-30.

Glazer ES, et al. Noninvasive radiofrequency field destruction of pancreatic adenocarcinoma xenografts treated with targeted gold nanoparticles. *Clin Cancer Res*. 2010; 16:5712–5721.

Gupta A, Kane RS, Borca-Tasciuc DA. Local temperature measurement in the vicinity of electromagnetically heated magnetite and gold nanoparticles. *J Appl Phys*. 2010; 108:064901.

Halverson, S. L. et al. High-power microwave radiation as an alternative insect control method for stored products. *J. Econ. Entomol.* 89, 1638–1648 (1996).

Hansen, J. D., Johnson, J. A. & Winter, D. A. History and use of heat in pest control: a review. *Int. J. Pest Manag.* 57, 267–289 (2011).

Hanson GW, Monreal RC, Apell SP. Electromagnetic absorption mechanisms in metal nanospheres: Bulk and surface effects in radiofrequency-terahertz heating of nanoparticles. *J Appl Phys.* 2011; 109

Hanson GW, Monreal RC, Apell SP. Electromagnetic absorption mechanisms in metal nanospheres: Bulk and surface effects in radiofrequency-terahertz heating of nanoparticles. *Journal of Applied Physics.* 2011;109(12).

Huang X, Jain PK, El-Sayed IH, El-Sayed MA. Plasmonic photothermal therapy (PPTT) using gold nanoparticles. *Lasers Med Sci.* 2008; 23:217–228.

Huang, Z., Chen, L. & Wang, S. Computer simulation of radio frequency selective heating of insects in soybeans. *Int. J. Heat Mass Transf.* 90, 406–417 (2015).

Jose A, Surendran M, Fazal S, Prasanth BP, Menon D. Multifunctional fluorescent iron quantum clusters for non-invasive radiofrequency ablation of cancer cells. *Colloids and Surfaces B-Biointerfaces.* 2018;165:371-80.

Khmelniskii IV, Makarov VI. Resonant heating of Fe<sub>3</sub>O<sub>4</sub> and hemozoin nanoparticles dispersed in D<sub>2</sub>O by RF excitation of transitions between Zeeman components. *Chemical Physics.* 2018;506:1-9.

Kim HK, Hanson GW, Geller DA. Are Gold Clusters in RF Fields Hot or Not? *Science.* 2013;340(6131):441-2.

Kim HK, Hanson GW, Geller DA. Chemistry. Are gold clusters in RF fields hot or not? *Science.* 2013; 340:441–442.

Kostoff RN. Status and prospects of advanced fissile fuel breeders. 1979. US/USSR symposium on fusion - fission hybrids; Princeton, NJ, USA; 22 - 26 Jan 1979. DOE Report Number CONF-790117—1. ([https://inis.iaea.org/search/search.aspx?orig\\_q=RN:10471675](https://inis.iaea.org/search/search.aspx?orig_q=RN:10471675)).

Kostoff RN. Neutron multiplier thermal stresses in pure fusion and fusion-fission reactor blankets. 1983. *Res Mechanica.* 9; 1-34.

Lara NC, Haider AA, Ho JC, Wilson LJ, Barron AR, Curley SA, et al. Water-structuring molecules and nanomaterials enhance radiofrequency heating in biologically relevant solutions. *Chemical Communications.* 2016;52(85):12630-3.

Letfullin RR, Letfullin AR, George TF. Absorption efficiency and heating kinetics of nanoparticles in the RF range for selective nanotherapy of cancer. *Nanomedicine : nanotechnology, biology, and medicine.* 2015;11(2):413-20.

Liu X, Chen HJ, Chen X, Parini C, Wen D. Low frequency heating of gold nanoparticle dispersions for non-invasive thermal therapies. *Nanoscale.* 2012; 4:3945–3953.

Liu X, et al. Dielectric Property Measurement of Gold Nanoparticle Dispersions in the Millimeter Wave Range. *J Infrared Milli Terahz Waves.* 2013; 34:140–151.

Liu XM, Chen H, Chen XD, Alfadhl Y, Yu JS, Wen DS. Radiofrequency heating of nanomaterials for cancer treatment: Progress, controversies, and future development. *Applied Physics Reviews.* 2015;2(1).

Liu XM, Chen HJ, Chen XD, Alfadhl Y, Yu JS, Wen DS. Electromagnetic heating effect of aggregated gold nanoparticle colloids. *Journal of Applied Physics.* 2014;115(9).



- Mackeyev Y, Mark C, Kumar N, Serda RE. The influence of cell and nanoparticle properties on heating and cell death in a radiofrequency field. *Acta Biomaterialia*. 2017;53:619-30.
- McCoy RS, Choi S, Collins G, Ackerson BJ, Ackerson CJ. Superatom Paramagnetism Enables Gold Nanocluster Heating in Applied Radiofrequency Fields. *ACS Nano*. 2013; 7:2610–2616.
- Mirkov M, Evan A. Sherr, Rafael A. Sierra, Jenifer R. Lloyd, Emil Tanghetti. Analytical modeling of laser pulse heating of embedded biological targets: An application to cutaneous vascular lesions. 2006. *J. Appl. Phys.* 99, 114701; <https://doi.org/10.1063/1.2200592>
- Mironava T, Arachchilage VT, Myers KJ, Suchalkin S. Gold Nanoparticles and Radio Frequency Field Interactions: Effects of Nanoparticle Size, Charge, Aggregation, Radio Frequency, and Ionic Background. *Langmuir*. 2017;33(45):13114-24.
- Mixon, T. et al. Effects of gsm cellular phone radiation on the behaviour of honey bees. *Sci. Bee Cult.* 1, 22–27 (2009).
- Moran CH, et al. Size-Dependent Joule Heating of Gold Nanoparticles Using Capacitively Coupled Radiofrequency Fields. *Nano Res.* 2009; 2:400–405.
- Narang N, Dubey SK, Ojha VN. Analysis of Gold and Magnetic Nanoparticles in Presence of Microwave Exposure for Hyperthermia Application. Gurel L, editor 2017. 17-8 p.
- Nelson, S. O. Review and assessment of radio-frequency and microwave energy for stored-grain insect control. *Transactions ASAE* 39, 1475–1484 (1996).
- Nelson, S. O., Bartley, P. G. & Lawrence, K. C. Rf and microwave dielectric properties of stored-grain insects and their implications for potential insect control. *Transactions ASAE* 41, 685–692 (1998).
- Neufeld E, and Kuster N. Systematic derivation of safety limits for time-varying 5G radiofrequency exposure based on analytical models and thermal dose. *Health Physics*. 2018; 115:6; 705-711.
- Nguyen DT, Tzou WS, Zheng L, Barham W, Schuller JL, Shillinglaw B, et al. Enhanced Radiofrequency Ablation With Magnetically Directed Metallic Nanoparticles. *Circulation Arrhythmia and electrophysiology*. 2016;9(5).
- Nordebo S, Dalarsson M, Ivanenko Y, Sjoberg D, Bayford R. On the physical limitations for radio frequency absorption in gold nanoparticle suspensions. *Journal of Physics D-Applied Physics*. 2017;50(15).
- Odemer, R. & Odemer, F. Effects of radiofrequency electromagnetic radiation (rf-emf) on honey bee queen development and mating success. *Sci. total environment* 661, 553–562 (2019).
- Pantano P, Harrison CD, Poulouse J, Urrabazo D, Norman TQ, Braun EI, et al. Factors affecting the 13.56-MHz radio-frequency-mediated heating of gold nanoparticles. *Applied Spectroscopy Reviews*. 2017;52(9):821-36.
- Postnikov A, Moldosanov K. Phonon-Assisted Radiofrequency Absorption by Gold Nanoparticles Resulting in Hyperthermia. In: Maffucci A, Maksimenko SA, editors. *Fundamental and Applied Nano-Electromagnetics*. NATO Science for Peace and Security Series B-Physics and Biophysics 2016. p. 171-201.

San BH, Moh SH, Kim KK. Investigation of the heating properties of platinum nanoparticles under a radiofrequency current. *International Journal of Hyperthermia*. 2013;29(2):99-105.

Sanchez-Hernandez L, Ferro-Flores G, Jimenez-Mancilla NP, Luna-Gutierrez MA, Santos-Cuevas CL, Ocampo-Garcia BE, et al. Comparative Effect Between Laser and Radiofrequency Heating of RGD-Gold Nanospheres on MCF7 Cell Viability. *Journal of Nanoscience and Nanotechnology*. 2015;15(12):9840-8.

Sassaroli E, Li KCP, O'Neill BE. Radio frequency absorption in gold nanoparticle suspensions: a phenomenological study. *J Phys D: Appl Phys*. 2012; 45:075303.

Sharma, V. P. & Kumar, N. R. Changes in honeybee behaviour and biology under the influence of cellphone radiations. *Current Science* 98, 1376–1378 (2010).

Shayesteh, N. & Barthakur, N. N. Mortality and behaviour of two stored-product insect species during microwave irradiation. *J. stored Prod. Res* 32, 239–246 (1996).

Shrestha, B., Yu, D. & Baik, O. D. Elimination of *Cryptolestes ferrugineus* s. in wheat by radio frequency dielectric heating at different moisture contents. *Prog. In Electromagn. Res.* 139, 517–538 (2013).

Sztandera K, Gorzkiewicz M, Klajnert-Maculewicz B. Gold Nanoparticles in Cancer Treatment. *Molecular Pharmaceutics*. 2019;16(1):1-23.

Tamarov K, Gongalsky M, Osminkina L, Huang Y, Omar M, Yakunin V, et al. Electrolytic conductivity-related radiofrequency heating of aqueous suspensions of nanoparticles for biomedicine. *Physical chemistry chemical physics : PCCP*. 2017;19(18):11510-7.

Tamarov K, Xu W, Osminkina L, Zinovyev S, Soininen P, Kudryavtsev A, et al. Temperature responsive porous silicon nanoparticles for cancer therapy - spatiotemporal triggering through infrared and radiofrequency electromagnetic heating. *Journal of controlled release : official journal of the Controlled Release Society*. 2016;241:220-8.

Thielens A, Bell D, Mortimore DB, et al. Exposure of insects to radio-frequency electromagnetic fields from 2 to 120 GHz. *Sci Rep* 8, 3924 (2018) doi:10.1038/s41598-018-22271-3.

Thielens, A. et al. Exposure of insects to radio-frequency electromagnetic fields from 2 to 120 ghz. *Sci. Reports* 8, 3924 (2018).

Thielens, A., Greco, M.K., Verloock, L. et al. Radio-Frequency Electromagnetic Field Exposure of Western Honey Bees. *Sci Rep* 10, 461 (2020) doi:10.1038/s41598-019-56948-0

Valvano JW. 2011. In A.J. Welch, M.J.C. van Gemert (eds.), *Optical-Thermal Response of Laser-Irradiated Tissue*, 2nd ed., Chapter 12. DOI 10.1007/978-90-481-8831-4\_12,

Wang, S. & Tang, J. Radio frequency and microwave alternative treatments for nut insect control: a review. *Int. Agric. Eng. J.* 10, 105–120 (2001).

Wang, S., Tang, J., Cavalieri, R. P. & Davis, D. C. Differential heating of insects in dried nuts and fruits associated with radio frequency and microwave treatments. *Transactions ASAE* 46, 1175–1182 (2003).

Xu Y, Mahmood M, Li Z, Dervishi E, Trigwell S, Zharov VP, et al. Cobalt nanoparticles coated with graphitic shells as localized radio frequency absorbers for cancer therapy. *Nanotechnology*. 2008;19(43):435102.

## **Appendix 8 – Adverse Effects of Automotive-Based Wireless Radiation**

### A8-A. Overview

The modern automobile is a powerful source of wireless radiation at myriad frequencies, and is subject to external wireless radiation at myriad frequencies as well. The trend has not been to reduce these sources, but rather to add equipment both to the vehicle and to the external environment that will increase the wireless radiation flux associated with the vehicle substantially. The numbers and types of sources are not well-known, even among those experts and laymen concerned about adverse effects from wireless radiation. This appendix will address only a few of those sources.

Some/much of the appendix is based on recent personal experience. Over a year ago, I began looking for a new car. My previous vehicle had almost none of the wireless add-ons that are promoted extensively by the automotive industry, and I had hoped to replace it with a similar wireless-free vehicle.

I spent perhaps six months part-time test-driving vehicles, taking some EMF measurements in selected vehicles, and researching myriad vehicles on the Web. This appendix uses some of my findings as a starting point to identify the full scope of the radiation flux exiting and entering the vehicle.

### A8-B. Specific Automotive Wireless Radiation Sources

During this automotive evaluation process, I received a very informative response from Dr. Theodore Metsis. It is summarized at the following link (<http://www.radiation dangers.com/automotive-radiation/automotive-radiation/>). Of particular interest is the diagram at the beginning of the article, showing radars and wireless sensors in modern cars. I would recommend the reader study that diagram in detail, to better appreciate how ubiquitous are these sources of wireless radiation. Not all the wireless radiation enters the cabin, since some/much is outward-directed, but some/much of it will enter the cabins of other cars on the road.

However, that diagram tells only part of the story. Assume there is a car pool commuting to work from the suburbs of a major city. It is not uncommon (in today's world) for a one-way trip to take from one-two hours, or more. Even in a regular car, or mid-size SUV, there might be four or so passengers. They may be using cell phones, WiFi, or both, thereby adding to the radiation from the automotive-based sensors/transmitters. For example, in an experiment comparing cell phone-Bluetooth use inside and outside a car, Dhimi [2015] concluded "The increase in radiation power density with the use of Bluetooth was observed to be 313% higher as compared to phone alone when measured outside the car....The power density was observed to have increased by 393% when cell-phone and Bluetooth were used inside the car with windows rolled up as compared to using no phone/Bluetooth."

There will be cell towers lining the sides of a major highway, thereby increasing the radiation to the occupants substantially. Depending on conditions, there may be substantial air pollution to which the occupants are exposed. Additionally, the prolonged sitting is very dangerous, and is a contributing factor to many serious diseases [Kostoff, 2015]. If the vehicle is new, there may be substantial out-gassing of toxic chemicals from the interior materials (<https://www.ecocenter.org/newsletter/2012-02/dangers-lurk-behind-new-car-smell>). Combined exposure to the wireless radiation, air pollution and other toxic substances, coupled with prolonged sitting and continual impacts from the car's motions, produces a synergistic effect that exacerbates adverse impacts from any of the constituent components substantially.

#### A8-B1. Automotive ELF

About a decade ago, the Israeli Ministry of Environmental Protection undertook an evaluation of the safety of hybrid vehicles with respect to emissions of non-ionizing radiation. The following excerpt summarizes their findings, and the context (<https://www.thetruthaboutcars.com/2010/03/israel-preps-worlds-first-hybrid-car-radiation-scale/>):

“Not exactly flower power, the radiation in question is cast by the electromagnetic field made by alternating current (AC) flowing from the batteries in the back to the engine up front. The medical implications of this non ionizing radiation, similar to radiation from cellphone antennas, are not yet clear.

The Australian Radiation Protection and Nuclear Safety Agency (ARPANSA) recommends a limit of 1,000 mG (milligauss) for a 24-hour exposure period. While other guidelines pose similar limits, the International Agency for Research on Cancer (IARC) deemed extended exposure to electromagnetic fields stronger than 2 mG to be a “possible cause” for cancer. **Israel’s Ministry of Health recommends a maximum of 4 mG.**

The ministry’s foray into this topic is a culmination of a public outcry resulting from publications in the media regarding possible dangers from radiation in hybrid cars. Last year, Israeli automotive website Walla! Cars conducted a series of tests on the previous generation Toyota Prius, Honda Insight and Honda Civic Hybrid, and recorded radiation figures of **up to 100 mG during acceleration**. Measurements also peaked when the batteries were either full (and in use) or empty (and being charged from the engine), while **normal driving at constant speeds yielded 14 to 30 mG** on the Prius, depending on the area of the cabin.”

Over the past couple of decades (bracketing the Israeli study), a number of researchers have conducted studies measuring EMF emissions in conventional gasoline/diesel-powered cars, hybrids, and electric vehicles. Some of these studies are listed in the first part of [Table A8-1](#). The results are all over the map. One reason is that “there are alternating magnetic fields produced by its engine, control systems, air conditioning, sound, video, communications, etc. In vehicles with tyres, one has to add the magnetic field produced by the magnetized metal of the wheels” [Paniagua et al, 2017]. Additionally, the results vary by location, vehicle speed, and braking/acceleration.

The findings of [Paniagua et al, 2017] are instructive, and provide a good summary of magnetic fields found in fossil-fuel powered cars. “Other works, however, detect magnetic fields inside cars with values that are comparable to ours. Thus, for example, Milham et al....found a range of 0.2 to 2.0 $\mu$ T, Stankowski et al....0.1 to 9.5 $\mu$ T, and Halgamuge et al....0.3 to 3.5 $\mu$ T. These studies used instrumentation that measures magnetic fields with frequencies above 5 Hz.

As in our study, Stankowski et al....found magnetic fields that were higher in the rear seats than in the front seats, and higher at floor level than at the seat and head levels. The reason for the differences between the two sets of studies lies in the frequency ranges used. The rotating wheels produce spectral peaks that coincide with the rotation frequency, typically 6–12 Hz....and are not detectable when using instrumentation whose lowest frequency threshold is 30–40 Hz. This instrumentation detects the magnetic fields generated by the motor and the electrical systems of the vehicle, but not those generated by the effect of wheel rotation. One can therefore conclude that the magnetic fields from the rotating wheels represent a very important part of the total magnetic field inside the vehicles.” The maximum exposures reported in the study by [Panigua et al, 2017] were about twenty milligauss (1  $\mu$ T=10 milligauss).

In a 2014 article on hybrids [Karabetsos et al, 2014], Figure 8 (cruising at 80-120 kilometers/hour) shows exposures in the right-rear seat reaching over 20% of 1998 ICNIRP limits for the general public. The article does not provide actual magnetic field numbers for these exposures, nor does it provide the frequencies at which these magnetic fields were measured. The 1998 ICNIRP limits are a function of frequency.

The article states: “it was observed that the major components of the magnetic flux density appeared at frequencies lower than 100 Hz.” In this frequency spectrum, the ICNIRP limits range from 400,000 milligauss at 1 Hz to 500 milligauss at 100 Hz. So, the actual measurement of ~20% of ICNIRP limit could range from 80,000 milligauss to 100 milligauss, depending on the frequency(s) at which the measurements were made. For reference, the ICNIRP limits for power frequency (60 Hz) are 830 milligauss (for the general public), far above the levels shown as dangerous in the Israeli reference above, and other references in the biomedical literature.

In Vasilev et al, [2015], magnetic field measurements were made in myriad electric vehicles and hybrids. The two major sources of magnetic fields were traction currents and wheels. The findings for each were as follows: “Therefore, if the traction current has variations up to  $\pm 300$  A, the magnetic field could also have variations of up to  $\pm 300$   $\mu$ T.” The upper limit translates to 3,000 milligauss! “The permanent magnetization of steel belted tires is a well known source of in-vehicle magnetic fields....Our measurements show that this phenomenon is responsible for a magnetic field inside the car of up to 2  $\mu$ T at the wheel frequency fw (which ranges from 0 to 20 Hz for speeds ranging from 0 to 130 km/h).” This upper limit translates to twenty milligauss, and is similar to the upper limit above reported by Panigua et al, [2017].

References to other studies are shown in the first section of [Table A8-1](#). The hybrids and EVs are associated with larger magnetic fields (especially at acceleration and braking), due mainly to large electrical power transfers for all operations. My own measurements in hybrids

showed magnetic fields around the driver could range up to 15-30 milligauss, depending on the vehicle. However, the meter I used had a lower limit of 40 Hz, so I could not measure the powerful magnetic fields shown by the above studies to occur at the extremely low frequencies. However, in my view, chronic exposure even to the 15-30 milligauss I measured is something to be avoided at all costs, much less the larger fields at the lower frequencies!

In many of the references shown in [Table A8-1](#) (and beyond), the authors don't present actual magnetic field numbers, but rather magnetic fields *normalized to ICNIRP* recommended exposure limits. They usually conclude that, because the ratios are less than one, therefore, the vehicles are safe. This is fallacious and disingenuous, since the ICNIRP recommended limits have nothing to do with safety (based on exposures shown to cause harm in the biomedical literature) and everything to do with providing cover for the wireless radiation promoters.

Additionally, many of the guidelines tend to be based on single stressor experiments. Vehicle cabins expose their occupants to many types of toxic stimuli (described initially in this appendix), and the synergies will reduce the levels of EMF exposure at which damage occurs, sometimes dramatically.

**Table A8-1 – Appendix 8 References**

<b>Category/References</b>
<u>Automotive Extremely Low Frequency (ELF) Exposures</u>
Ahlbom A, Bergqvist U, Bernhardt JH, Cesarini JP, Court LA, Grandolfo M, et al. Guidelines for limiting exposure to time-varying electric, magnetic, and electromagnetic fields (up to 300 GHz). Health Physics. 1998;74(4):494-522.
Brecher A, D. R. Disk, D. Fugate, W. Jacobs, A. Joshi, A. Kupferman, R. Mauri, and P. Valihura, "Electromagnetic field characteristics of the transrapid TR08 maglev system," US Department of Transportation, Federal Railroad Administration, Rep. DOT-VNTSC-FRA-02-11, May 2002.
Brol S, Szegda A. Magnetism of automotive wheels with pneumatic radial tires. Measurement. 2018;126:37-45.
Dapeng N, Z. Feng, X. Changwei, Q. Riqiang. Measurement and analysis of low frequency magnetic field in multiple unit train. IEEE 5th International Symposium on Microwave, Antenna, Propagation and EMC Technologies for Wireless Communications (MAPE 2013), 29-31 Oct. 2013.
Dhami AK. Studies on Cell-phone Radiation Exposure Inside a Car and Near a Bluetooth Device. International Journal of Environmental Research. 2015;9(3):977-80.
Dietrich FM and W. L. Jacobs, "Survey and assessment of electric and magnetic field public exposure in the transportation environment," US Department of Transportation, Federal Railroad Administration, Rep. PB99-130908, Mar. 1999.
Electromagnetic Health Organization. EMF test of 2007 Toyota Prius hybrid. Available from: <a href="http://www.electromagnetichealth.org">www.electromagnetichealth.org</a> .
Fontaras, G., Franco, V., Dilara, P., Martini, G., Manfredi, U., 2014. Development and review of Euro 5 passenger car emission factors based on experimental results over various driving cycles. Sci. Total Environ. 468-469, 1034-1042.

Halgamuge MN, Abeyrathne CD, Mendis P. Measurement and analysis of electromagnetic fields from trams, trains and hybrid cars. *Radiation Protection Dosimetry*. 2010;141(3):255-68.

Halgamuge, M.N., Chathurika, D., Abeyrathne, D., Mendis, P., 2010. Measurement and analysis of electromagnetic fields from tram, trains and hybrid cars. *Radiat. Prot. Dosim.* 141 (3), 255-268.

Hareuveny, R., Sudan, M., Halgamuge, M.N., Yaffe, Y., Tzabari, Y., Namir, N., Kheifets, L., 2015. Characterization of extremely low frequency magnetic fields from diesel, gasoline and hybrid cars under controlled conditions. *Int. J. Environ. Res. Public Health* 12, 1651-1666.

IARC, 2016. Agents Classified by the IARC Monographs. World Health Organization, Available at <http://monographs.iarc.fr/ENG/Classification/index.php> (accessed 25th July 2016).

Karabetsos E, E. Kalampaliki, G. Tsanidis, D. Koutounidis, N. Skamnakis, T. Kyritsi, A. Yalofas, "EMF measurements in hybrid technology cars", presented at 6th Int. Workshop Biol. Effects Electromagn. Fields, Bodrum, Turkey, Oct. 2010.

Karabetsos E, Kalampaliki E, Koutounidis D. TESTING HYBRID TECHNOLOGY CARS. *Ieee Vehicular Technology Magazine*. 2014;9(4):34-9.

Kopytenko YA, N. G. Ptitsyna, M. I. Tyasto, V. Ismaguilov, G. Villoresi. Monitoring and Analysis of Magnetic Fields Onboard Transport Systems: Waveforms and Exposure Assessment. 7th International Symposium on Electromagnetic Compatibility and Electromagnetic Ecology, 26-29 June 2007.

Li CS, Lin J, Lei JM, Wu TN, Qi DY, Chen R, et al. Dosimetry Assessment for Human Exposure to Extremely Low Frequency Magnetic Fields in the Electric Vehicles 2018.

Lin J, Lu M, Wu T, Yang L, Wu TN. Evaluating extremely low frequency magnetic fields in the rear seats of the electric vehicles. *Radiation Protection Dosimetry*. 2018;182(2):190-9.

Milham S, Hatfield JB, Tell R. Magnetic fields from steel-belted radial tires: Implications for epidemiologic studies. *Bioelectromagnetics*. 1999;20(7):440-5.

Moreno-Torres Concha P, J. Lourd, M. Lafoz, J. R. Arribas. Evaluation of the Magnetic Field Generated by the Inverter of an Electric Vehicle. *IEEE Transactions on Magnetics*, Vol 49, Issue 2, pp 837-844, 2013.

Moreno-Torres Concha P, P. Velez, M. Lafoz, J. R. Arribas. Passenger Exposure to Magnetic Fields due to the Batteries of an Electric Vehicle. *IEEE Transactions on Vehicular Technology*, Vol 65, Issue 6, pp 4564-4571, 2015.

Moreno-Torres P, Lafoz M, Blanco M, Arribas JR. Passenger Exposure to Magnetic Fields in Electric Vehicles. 2016. <https://www.intechopen.com/books/modeling-and-simulation-for-electric-vehicle-applications/passenger-exposure-to-magnetic-fields-in-electric-vehicles>.

Moreno-Torres P. Analysis and Design Considerations of an Electric Vehicle Powertrain regarding Energy Efficiency and Magnetic Field Exposure. PhD dissertation. Universidad Politécnica de Madrid, 2016. Available from: <http://oa.upm.es/41040/>.

Nelson JJ, W. Clement, B. Martel, R. Kautz and Nelson KH. Assessment of active implantable medical device interaction in hybrid electric vehicles. *IEEE International Symposium on Electromagnetic Compatibility (EMC 2008)*, Detroit (USA), 18-22 Aug. 2008.

Paniagua JM, Rufo M, Jimenez A, Antolin A, Barbera J. Spectral analysis to assess exposure to extremely low frequency magnetic fields in cars. *Science of the Total Environment*. 2017;584:875-81.

Paniagua, J.M., Jimenez, A., Rufo, M.M., 2005. Spectral analysis and measurements of exposure to magnetic fields (up to 32 kHz) in private and public transport. In: Mendez-Vilas, A. (Ed.), *Applied Physics (APHYS 2003)*. Elsevier Ltd., pp. 107-111.

Paniagua, J.M., Rufo, M.M., Jimenez, A., Pachon, F., Carrero, J., 2015. Exposure estimates based on broadband ELF magnetic field measurements versus the ICNIRP multiple frequency rule. *Radiat. Prot. Dosim.* 163 (2), 173-180.

Pous M, A. Atienza, and F. Silva, "EMI radiated characterization of an hybrid bus," in *Proc. 10th Int. Eur. Electromagn. Compat. Symp.*, York, U.K., Sep. 2011, pp. 208-213.

Ruddle AR, L. Low, and A. Vassilev, "Evaluating low frequency magnetic field exposure from traction current transients in electric vehicles," in *Proc. 12th Int. Eur. Symp. Electromagn. Compat.*, Brugge, Belgium, Sep. 2013, pp. 78-83.

Schmid G, R. Überbacher, P. Göth. ELF and LF magnetic field exposure in hybrid? and electric cars. *Bioelectromagnetics Conference*, Davos (Switzerland), 2009.

Stankowski S, Kessi A, Becheiraz O, Meier-Engel K, Meier M. Low frequency magnetic fields induced by car tire magnetization. *Health Physics*. 2006;90(2):148-53.

Tell RA, Sias G, Smith J, Sahl J, Kavet R. ELF magnetic fields in electric and gasoline-powered vehicles. *Bioelectromagnetics*. 2013;34(2):156-61.

Überbacher R, G. Schmid, P. Göth. ELF magnetic field exposure during an inner?city hybrid bus ride. *Bioelectromagnetics Conference*, Davos (Switzerland), 2009.

Vassilev A, Ferber A, Wehrmann C, Pinaud O, Schilling M, Ruddle AR. Magnetic Field Exposure Assessment in Electric Vehicles. *Ieee Transactions on Electromagnetic Compatibility*. 2015;57(1):35-43.

Yang L, Lu M, Lin J, Li CS, Zhang C, Lai ZJ, et al. Long-Term Monitoring of Extremely Low Frequency Magnetic Fields in Electric Vehicles. *International Journal of Environmental Research and Public Health*. 2019;16(19).

#### Automotive Radar

Vinci, G.; Lenhard, T.; Will, C.; et al. Microwave interferometer radar-based vital sign detection for driver monitoring system. 2015. *Conference: Microwaves for Intelligent Mobility (ICMIM), 2015 IEEE MTT-S International Conference*. 1-4.

Diewald AR. Rf-based child occupation detection in the vehicle interior. 2016. *Conference: Proc. 17th Int. Radar Symp.* 1-4.

Adib F, Mao H, Kabelac Z, Katabi D, Miller RC, Assoc Comp M. Smart Homes that Monitor Breathing and Heart Rate. *Chi 2015: Proceedings of the 33rd Annual Chi Conference on Human Factors in Computing Systems*. 2015:837-46.

Da Cruz SD, Beise HP, Schroder U, Karahasanovic U. A Theoretical Investigation of the Detection of Vital Signs in Presence of Car Vibrations and RADAR-Based Passenger Classification. *Ieee Transactions on Vehicular Technology*. 2019;68(4):3374-85.

Droitcour A, Lubecke V, Lin J, Boric-Lubecke O. A microwave radio for doppler radar sensing of vital signs. 2001 *Ieee Mtt-S International Microwave Symposium Digest, Vols 1-3*. 2001:175-8.

Gu C, Li C. Assessment of Human Respiration Patterns via Noncontact Sensing Using Doppler Multi-Radar System. *Sensors*. 2015;15(3):6383-98.



Lazaro A, Girbau D, Villarino R. ANALYSIS OF VITAL SIGNS MONITORING USING AN IR-UWB RADAR. *Progress in Electromagnetics Research-Pier*. 2010;100:265-84.

Leem SK, Khan F, Cho SH. Vital Sign Monitoring and Mobile Phone Usage Detection Using IR-UWB Radar for Intended Use in Car Crash Prevention. *Sensors*. 2017;17(6).

Li J, Liu L, Zeng Z, Liu F. Advanced Signal Processing for Vital Sign Extraction With Applications in UWB Radar Detection of Trapped Victims in Complex Environments. *Ieee Journal of Selected Topics in Applied Earth Observations and Remote Sensing*. 2014;7(3):783-91.

Lohman B, Boric-Lubecke O, Lubecke VM, Ong PW, Sondhi MM. A digital signal processor for Doppler radar sensing of vital signs. *Ieee Engineering in Medicine and Biology Magazine*. 2002;21(5):161-4.

Lubecke VM, Boric-Lubecke O, Host-Madsen A, Fathy AE, Ieee. Through-the-wall radar life detection and monitoring. 2007 *Ieee/Mtt-S International Microwave Symposium Digest, Vols 1-6. IEEE MTT-S International Microwave Symposium2007*. p. 768-71.

(<https://www.federalregister.gov/documents/2012/08/13/2012-19732/operation-of-radar-systems-in-the-76-77-ghz-band>)

([https://www.eetimes.com/document.asp?doc\\_id=1333330](https://www.eetimes.com/document.asp?doc_id=1333330))

(<https://www.cnet.com/roadshow/news/volkswagen-invests-100-million-to-develop-solid-state-battery-tech/>)

(<https://www.xethru.com/blog/posts/hot-car-deaths-radar-tech-can-help-save-lives>)

(<https://www.cnet.com/roadshow/news/in-car-monitoring-surveillance-technology-privacy/>)

(<https://www.novellic.com/applications-and-system-solutions/>)

(<http://www.services.azcomtech.com/index.php/services/mmwave-sensors/automobile-in-cabin-monitoring/>)

(<https://www.autonews.com/regulation-safety/safety-idea-gets-mandate>)

### Automotive Wireless Networks

Azpilicueta L, Astrain JJ, Lopez-Iturri P, Granda F, Vargas-Rosales C, Villadangos J, et al. Optimization and Design of Wireless Systems for the Implementation of Context Aware Scenarios in Railway Passenger Vehicles. *Ieee Transactions on Intelligent Transportation Systems*. 2017;18(10):2838-50.

Bajcinca N. Wireless cars: A cyber-physical approach to vehicle dynamics control. *Mechatronics*. 2015;30:261-74.

Balachander D, Rao TR, Tiwari N, Ieee. In-Vehicle RF Propagation Measurements for Wireless Sensor Networks at 433/868/915/2400MHz2013. 419-22 p.

Bas CU, Ergen SC. Ultra-wideband Channel Model for Intra-vehicular Wireless Sensor Networks Beneath the Chassis: From Statistical Model to Simulations. *Ieee Transactions on Vehicular Technology*. 2013;62(1):14-25.

Bi Z, Chen DJ, Wang C, Jiang CJ, Chen M, Ieee. Adopting WirelessHART for In-Vehicle-Networking. 2015 *Ieee 17th International Conference on High Performance Computing and Communications, 2015 Ieee 7th International Symposium on Cyberspace Safety and Security, and 2015 Ieee 12th International Conference on Embedded Software and Systems. IEEE International Conference on Embedded Software and Systems ICCESS2015*. p. 1027-30.

- Chan KH, Leung SW, Siu YM, Ieee. Specific Absorption Rate Evaluation for People using Wireless Communication Device in Vehicle. 2010 Ieee International Symposium on Electromagnetic Compatibility (Emc 2010). 2010:706-11.
- Chen Y, Chen L, Ieee. Using Bluetooth wireless technology in vehicles2005. 344-7 p.
- Chien W, Yu CY, Chiu CC, Huang PH. Optimal Location of the Access Points for MIMO-UWB Systems. Applied Sciences-Basel. 2018;8(9).
- Costa CAM, Gao H, Le Polain T, van Dommele R, Smolders B, Dheans M, et al. Damper-to-Damper Path Loss Characterization for Intra-Vehicular Wireless Sensor Networks. 2017 47th European Microwave Conference. European Microwave Conference2017. p. 1341-4.
- de Aragon BM, Alonso-Zarate J, Laya A. How connectivity is transforming the automotive ecosystem. Internet Technology Letters. 2018;1(1).
- Demir U, Bas CU, Ergen SC. Engine Compartment UWB Channel Model for Intravehicular Wireless Sensor Networks. Ieee Transactions on Vehicular Technology. 2014;63(6):2497-505.
- Dghais W, Alam M. Wireless Power Transfer and In-Vehicle Networking Integration for Energy-Efficient Electric Vehicles. Mobile Networks & Applications. 2018;23(5):1151-64.
- Diao YL, Sun WN, Chan KH, Leung SW, Siu YM, Ieee. SAR Evaluation for Multiple Wireless Communication Devices inside a Vehicle. Proceedings of 2013 URSI International Symposium on Electromagnetic Theory. URSI International Symposium on Electromagnetic Theory2013. p. 626-9.
- ElBatt T, Saraydar C, Ames M, Talty T, Ieee. Potential for intra-vehicle wireless automotive sensor networks2006. 21-+ p.
- Ghamari S, Tasselli G, Guo Y, Robert C, Botteron C, Farine PA, et al. Path-loss and car-body-effect characterization for smart tires communications at UWB and ISM bands. 2014 Ieee 79th Vehicular Technology Conference. IEEE Vehicular Technology Conference Proceedings2014.
- Guan K, Peng BL, He DP, Eckhardt JM, Rey S, Ai B, et al. Channel Characterization for Intra-Wagon Communication at 60 and 300 GHz Bands. Ieee Transactions on Vehicular Technology. 2019;68(6):5193-207.
- Haque MA, Hossain MD, Ieee. Technology Survey of Wireless Communication for In-vehicle Applications. 8th International Conference on Software, Knowledge, Information Management and Applications. International Conference on Software Knowledge Information Management and Applications2014.
- Harris LR, Zhadobov M, Chahat N, Sauleau R. Electromagnetic dosimetry for adult and child models within a car: multi-exposure scenarios. International Journal of Microwave and Wireless Technologies. 2011;3(6):707-15.
- Higgins MD, Green RJ, Leeson MS. Optical Wireless for Intravehicle Communications: Incorporating Passenger Presence Scenarios. Ieee Transactions on Vehicular Technology. 2013;62(8):3510-7.
- Higgins MD, Mutalip ZA, Rihawi Z, Green RJ, Leeson MS, Strobel O. Optical Wireless Communications in Vehicular Systems2013. 209-22 p.
- Huang J, Zhao ML, Zhou YD, Xing CC. In-Vehicle Networking: Protocols, Challenges, and Solutions. Ieee Network. 2019;33(1):92-8.

Huang TY, Chang CJ, Lin CW, Roy S, Ho TY. Delay-Bounded Intravehicle Network Routing Algorithm for Minimization of Wiring Weight and Wireless Transmit Power. *Ieee Transactions on Computer-Aided Design of Integrated Circuits and Systems*. 2017;36(4):551-61.

Jin Y, Kwak D, Kwak KS. Performance evaluation of intra-vehicle wireless sensor network systems. *International Journal of Heavy Vehicle Systems*. 2017;24(2):158-82.

Kamoda H, Kitazawa S, Kukutsu N, Kobayashi K, Kumagai T. Microwave Propagation Channel Modeling in a Vehicle Engine Compartment. *Ieee Transactions on Vehicular Technology*. 2016;65(9):6831-41.

Kunitachi T, Kinoshita K, Watanabe T. Empirical Discussion of Reliable Wireless Communications in Vehicles. *Ieice Transactions on Communications*. 2019;E102B(4):751-9.

Kunitachi T, Kinoshita K, Watanabe T, Ieee. An Experimental Study of Reliable Wireless Communications in Vehicles 2016.

Kusumoto T, Furuta Y, Ieee. Wireless Power Transfer for In-vehicle Contact-less Power Line Communication Systems. 2016 *Ieee Wireless Power Transfer Conference*. *IEEE Wireless Power Transfer Conference 2016*.

Laifenfeld M, Philosof T, Ieee. Wireless Controller Area Network For In-Vehicle Communication. 2014 *Ieee 28th Convention of Electrical & Electronics Engineers in Israel*. *IEEE Convention of Electrical and Electronics Engineers in Israel 2014*.

Lee C, Jeong H, Ryu J, Choi BC, Ko J, Acm. Bringing Down Wires in Vehicles Interconnecting ECUs using Wireless Connectivity 2015. 465-6 p.

Li CS, Xing SK, Lei JM, Zhao J, Shao Q, Chen R, et al. Evaluation of RF Exposure Dosimetry from a Mobile Phone Inside a Vehicle by Numerical Simulation. 2018 12th *International Symposium on Antennas, Propagation and Electromagnetic Theory (Isape)*. 2018.

Liang QS, Audu A, Khani H, Nie H, Xiang WD, Chen ZZ, et al. Measurement and Analysis of Intra-Vehicle UWB Channels. 2013 *Ieee Radio and Wireless Symposium (Rws)*. 2013:166-8.

Lin JR, Talty T, Tonguz OK. A Blind Zone Alert System Based on Intra-Vehicular Wireless Sensor Networks. *Ieee Transactions on Industrial Informatics*. 2015;11(2):476-84.

Lin JR, Talty T, Tonguz OK. On the Potential of Bluetooth Low Energy Technology for Vehicular Applications. *Ieee Communications Magazine*. 2015;53(1):267-75.

Lu N, Cheng N, Zhang N, Shen XM, Mark JW. Connected Vehicles: Solutions and Challenges. *Ieee Internet of Things Journal*. 2014;1(4):289-99.

Lyell MJ, Aloji DN. A Study of SAR on Child Passengers and Driver Due to Cellphone Connectivity within Vehicle. *Applied Computational Electromagnetics Society Journal*. 2019;34(2):385-7.

Mabrouk ABH, Boulzazen H, Klingler M, Heddebaut M. Novel Device Reproduce In-Vehicle Wireless Multipath Radio Channels. *Ieee Transactions on Antennas and Propagation*. 2018;66(12):7216-23.

Mirza N, Khan AN, Ieee. Bluetooth Low Energy based Communication Framework for Intra Vehicle Wireless Sensor Networks. 2017 *International Conference on Frontiers of Information Technology*. *International Conference on Frontiers of Information Technology 2017*. p. 29-34.

- Nouvel F, Maziero P, Ieee. X-by-wire and Intra-car communications: power line and/or wireless solutions. 2008 8th International Conference on Its Telecommunications, Proceedings. 2008:443-7.
- Parthasarathy D, Whiton R, Hagerskans J, Gustafsson T, Ieee. An in-vehicle wireless sensor network for heavy vehicles. 2016 Ieee 21st International Conference on Emerging Technologies and Factory Automation. IEEE International Conference on Emerging Technologies and Factory Automation-ETFA2016.
- Peng HX, Liang L, Shen XM, Li GY. Vehicular Communications: A Network Layer Perspective. Ieee Transactions on Vehicular Technology. 2019;68(2):1064-78.
- Rahman MA, Ali J, Kabir MN, Azad S. A performance investigation on IoT enabled intra-vehicular wireless sensor networks. International Journal of Automotive and Mechanical Engineering. 2017;14(1):3970-84.
- Rahman MA, Asyhari AT. The Emergence of Internet of Things (IoT): Connecting Anything, Anywhere. Computers. 2019;8(2).
- Reddy A, Dhadyalla G, Kumari N, Ieee. Experimental Validation of CAN to Bluetooth Gateway for In-Vehicle Wireless Networks2013.
- Reis S, Pesch D, Wenning BL, Kuhn M. Intra-Vehicle Wireless Sensor Network Communication Quality Assessment via Packet Delivery Ratio Measurements. In: Aguero R, Zaki Y, Wenning BL, Forster A, TimmGiel A, editors. Mobile Networks and Management. Lecture Notes of the Institute for Computer Sciences Social Informatics and Telecommunications Engineering. 1912017. p. 88-101.
- Rettore PH, Maia G, Villas LA, Loureiro AAE. Vehicular Data Space: The Data Point of View. Ieee Communications Surveys and Tutorials. 2019;21(3):2392-418.
- Sadi Y, Ergen SC. Optimal Power Control, Rate Adaptation, and Scheduling for UWB-Based Intravehicular Wireless Sensor Networks. Ieee Transactions on Vehicular Technology. 2013;62(1):219-34.
- Sharma A, Zuazola IJG, Martnez R, Perallos A, Batchelor JC. Channel-based antenna synthesis for improved in-vehicle UWB MB-OFDM communications. Iet Microwaves Antennas & Propagation. 2019;13(9):1358-67.
- Siegel JE, Erb DC, Sarma SE. A Survey of the Connected Vehicle Landscape-Architectures, Enabling Technologies, Applications, and Development Areas. Ieee Transactions on Intelligent Transportation Systems. 2018;19(8):2391-406.
- Sun W, Liu JJ, Zhang HB. WHEN SMART WEARABLES MEET INTELLIGENT VEHICLES: CHALLENGES AND FUTURE DIRECTIONS. Ieee Wireless Communications. 2017;24(3):58-65.
- Takahashi T, Shibata Y, Imata S, Suzuki N. Evaluation of wake-on-demand accurate activation and in-vehicle wireless connection control. Barolli L, Xhafa F, Ogiela MR, Ogiela L, editors2015. 143-9 p.
- Takayama I, Kajiwara A, Ieee. Intra-vehicle wireless harness with mesh-networking2016. 146-9 p.
- Tuohy S, Glavin M, Hughes C, Jones E, Trivedi M, Kilmartin L. Intra-Vehicle Networks: A Review. Ieee Transactions on Intelligent Transportation Systems. 2015;16(2):534-45.
- Ullah H, Nair NG, Moore A, Nugent C, Muschamp P, Cuevas M. 5G Communication: An Overview of Vehicle-to-Everything, Drones, and Healthcare Use-Cases. Ieee Access. 2019;7:37251-68.

Van Leeuwen T, Moerman I, Rogier H, Dhoedt B, De Zutter D, Demeester P. Broadband wireless communication in vehicles. *Journal of the Communications Network*. 2003;2:77-82.

Wang CD, Zhao ZT, Zhu LK, Yao HL. An Energy Efficient Routing Protocol for In-Vehicle Wireless Sensor Networks. In: Zou B, Han Q, Sun G, Jing W, Peng X, Lu Z, editors. *Data Science, Pt II. Communications in Computer and Information Science*. 7282017. p. 161-70.

Wang JD, Liu JJ, Kato N. Networking and Communications in Autonomous Driving: A Survey. *Ieee Communications Surveys and Tutorials*. 2019;21(2):1243-74.

Yun DS, Kwon YJ, Lee SJ, Kim DH, Ieee. Development of the Base-Station Platform for In-Vehicle Wireless Sensor Network System 2015. 1180-2 p.

Yun DS, Lee SJ, Kim DH, Ieee. A Study on the Architecture of the In-Vehicle Wireless Sensor Network System. 2013 International Conference on Connected Vehicles and Expo. *International Conference on Connected Vehicles and Expo 2013*. p. 826-7.

### A8-B2. Automotive Radar

Radar has become ubiquitous on modern automotive vehicles. Many of the new ‘safety’ systems use radar in their operation, and in-cabin radars have been proposed to further enhance ‘safety’. How safe are these radar add-ons, and what are their potential radiation levels?

The FCC used to have a requirement that when cars were stopped, such as in a traffic jam or at a traffic light, any onboard radars would have to reduce power to minimize longer-term exposure to humans. In 2009, Toyota applied to relax these rules, for reasons described in the linked document below. Naturally, the FCC complied with the request, as per the following 2012 directive addressing vehicle radar systems:

<https://www.federalregister.gov/documents/2012/08/13/2012-19732/operation-of-radar-systems-in-the-76-77-ghz-band>.

The FCC promulgated the following emission limits:

"In lieu of separate emission limits for in-motion and not-in-motion, the Commission proposed to increase the average power density limit to 88  $\mu\text{W}/\text{cm}^2$  at 3 meters (average EIRP of 50 dBm) and to decrease the peak power density limit to 279  $\mu\text{W}/\text{cm}^2$  at 3 meters (peak EIRP of 55 dBm) for vehicular radar systems regardless of the direction of illumination."

Converting units, the average power density limit would be  $88 \times 10^4$  microwatts/square meter, or 880,000 microwatts/square meter, *at three meters*. So, in slow moving traffic on a superhighway, if there was six meters separation between the bumper of the car behind and the driver of the car ahead (a conservative estimate in bumper-to-bumper traffic), there could be as much as **220,000 microwatts/square meter radiating the front vehicle**, if the radars were operating at the allowable limit. Some bands would be absorbed by the glass at these frequencies, and other bands would penetrate the glass. There could also be side radar coming from cars other than the rear car.

However, pedestrians or highway workers would not have whatever protections from wireless radiation are afforded by vehicle structures. For example, a person walking on a crosswalk in front of stopped traffic could even be closer to the bumper than three meters, and could be exposed directly full body to a ***million microwatts/square meter***, or more, if the radars were operating at the allowable limit! Children walking close to a vehicle would be even more vulnerable, since they are closer to the horizontal plane of bumper antennas. And, these numbers carry the assumption of being radiated from one car only. If there are multiple cars, with some emissions spreading to the side, then the cumulative exposures could be well above the FCC exposure limits at selected points. Walking on streets in high traffic areas may become a dangerous pastime, and few people realize it!

Are there sources of radar potentially entering the vehicle cabin other than those from the 'safety' sensors? The answer is yes (at least in the future and maybe in the present), as shown in the following article: [https://www.eetimes.com/document.asp?doc\\_id=1333330](https://www.eetimes.com/document.asp?doc_id=1333330).

The author of the above article states:

"For example, the digital processing capability inside the mmWave sensor can filter out noise, said Wasson, allowing TI's radar chips to detect very small movements, even the breathing that indicates the presence of a person or animal inside a vehicle.

Wasson noted that "child occupancy detection" is likely to become a feature in the Euro NCAP roadmap. This, he believes, will open the door for TI's radars in body, chassis, and in-cabin applications. As tier ones and OEMs look for the right sensing technology to enable such detection possibilities, Wasson noted that radars are much better-positioned.

Radar, for example can "see" through a blanket to determine whether a child is underneath. TI's radar chips can even distinguish between a person and a static object like a duffel bag, explained Wasson, because their on-chip digital signal processing can detect a heartbeat."

The aim seems to be to deliberately flood the cabin with radar RFR, for various detection purposes. The article makes no mention about potential power levels.

Another potential in-cabin source would be radar aimed at the driver continuously, to insure alertness and awareness. For example, consider the following statement:

"Sudipto Bose, director of marketing for automotive radar at Texas Instruments, points out that in-cabin radar offers a number of benefits. It can alert parents if they've left children in a car, and it can be used for gesture controls, which let drivers control navigation, phone and stereo with hand motions. This proximity radar could also identify if a driver's attention is not focused out the windshield....If automakers take Texas Instruments up on its new radar sensors, a production vehicle with radar-based gesture control would still be two to five years away (<https://www.cnet.com/roadshow/news/volkswagen-invests-100-million-to-develop-solid-state-battery-tech/>)."

There appears to be a developing market focused on occupancy sensing using radar. For example, “So radar is no longer the preserve of complex and costly, high-end markets, it's ready for 100% reliable infant presence detection in cars. Whether our children’s movements are major, minor or finer, they’ll be detected and the driver can be automatically reminded: ‘Don’t forget, you have someone very precious in the back seat of your car.’”

(<https://www.xethru.com/blog/posts/hot-car-deaths-radar-tech-can-help-save-lives>)”.

As another example: “Startup Caaresys imagines its radar-based system monitoring the respiration and heart rates of everyone in the car, with a particular focus on sensing a child that might be hidden from view in the back and potentially left behind in the car

(<https://www.cnet.com/roadshow/news/in-car-monitoring-surveillance-technology-privacy/>).”

Novelic (<https://www.novellic.com/applications-and-system-solutions/>) offers radar-based sensors for car interiors, including: Seat Occupancy Sensor; Vital Signs Detection Sensor; Passenger Detection Sensor; “Baby left in a car” Sensor; Driver and Passengers Fatigue Sensor; Driver and Passengers Emotion Sensor. Other non-car applications include: Baby crib monitoring; Assistive Living for Elderly People; Visual Impairments Sensor; Emotion Sensor.

Azcom (<http://www.services.azcomtech.com/index.php/services/mmwave-sensors/automobile-in-cabin-monitoring/>) promotes continuous in-cabin monitoring as follows: “In case of autonomous vehicles, it will also be critical to continuously monitor vehicle occupancy without creating privacy concerns. Radar sensors, combined with special ad hoc algorithms, are well-suited for such applications.”

There are even nascent efforts to make some of these systems mandatory. For example, “U.S. lawmakers and European safety regulators are considering rules that could mandate "child presence detection" systems aimed at avoiding hot-car deaths of unattended children. That has suppliers scrambling to develop new systems for automakers, according to interviews with several high-tech suppliers at a recent industry conference here....."The moment you have regulation, things are going to move fast," Melamed told Automotive News. "The timelines are very, very close."” (<https://www.autonews.com/regulation-safety/safety-idea-gets-mandate>)

Also, it's not clear how the FCC exposure limits (which are already six orders of magnitude higher than exposures shown in the biomedical literature to cause damage) would apply to limit in-cabin radiation levels. Would they apply to each source, or to the total radiation? The former seems more likely, since it is unclear how they would enforce the latter. If that is the case, cabin occupants could be exposed theoretically to radiation levels in excess of the FCC present limits.

In sum, the occupants of a hybrid vehicle with a full load of passengers will be subject to:

- \*ELF-EMF from the tires and other sources unique to hybrids
- \*RFR from the passengers’ cell phones
- \*RFR from Bluetooth
- \*RFR from the WiFi 'hot spot' and the devices communicating with the hot spot

\*RFR from the myriad cell towers that dot the sides of most highways

\*RFR from the radar sensors of other cars

\*RFR from on-board radar sensors to detect motions and driver alertness within the cabin

Almost all these radiation sources will also be operable in a gasoline-powered car, and there will be some radiation reflections within the cabin because of the surrounding metal.

Our studies on combinations of toxic stimuli including non-ionizing radiation [Kostoff et al, 2018; Kostoff and Lau, 2013, 2017] showed that adverse health effects are exacerbated when non-ionizing radiations of different characteristics are combined. What would be the effects of the above complex combination that goes well beyond EMF constituents?

The middle part of [Table A8-1](#) contains references to other studies showing deliberate radar impingement on vehicle occupants.

### A8-B3. Automotive Wireless Networks

The past decade has seen an increasing number of wireless networks that are fully or partially intra-vehicular. The final segment of [Table A8-1](#) presents only a small part of the studies that have been done to expand these intra-vehicular wireless networks. The remainder of this appendix addresses two of these many intra-vehicular networks, and it is based on my personal experience with these two networks.

#### A8-B3a. Keyless Access Network

As mentioned at the beginning of this appendix, about six months ago I bought a new car. One of the features in the particular model trim is the ability to open the doors and allow engine ignition with a key fob in proximity. This capability is not unique to the model I bought. Far from it! My search process showed that the push-button start capability is rapidly becoming ubiquitous in new cars. The strenuous process of turning a key in a lock is thereby bypassed.

According to the Owner's Manual, my new car has a 130+ KHz continuously operating wireless network that allows 1) the doors to be opened and closed, and 2) the ignition to be started by push-button, when the key fob is within proximity of the car. The Owner's Manual also states that the radio waves from the network could potentially interfere with an implanted pacemaker or defibrillator, and accompanies this statement with a Warning icon.

Luckily, according to the Owner's Manual, this wireless system/function can be disabled. The disabling is allowed not because of any manufacturer-stated concern for the adverse effects of wireless radiation on normal humans. It is allowed because it could potentially interfere with the operation of pacemakers and other similar devices.

The Owner's Manual provides two approaches to disabling the keyless access capability, thereby converting the key fob to effectively a key with some remote-control functions (like the TV remote-control). Disabling this capability is not a simple process, as I discovered. I was not able to do it myself, even though two alternative methods were provided in the Owner's Manual.



The dealer from whom I bought the vehicle said the disabling was not possible, and the second dealer I visited required two technicians to experiment before they could finally disable it.

Here's the critical point of this narrative. The technicians (and other service personnel) of the second dealer told me ***no one had ever requested this disabling before!*** From the first dealer's feedback, I'm sure they had never received such a request either.

This means that the customers with implanted electrical devices who purchase these vehicles are (for the most part) not disabling the 130+ KHz wireless network. My guess is they don't even know about this network. None of the salespeople I had at any of the dealerships who offered test drives in cars with keyless access function (and in my case there were probably half a dozen different brands I drove that had this capability) asked whether I had an implantable electrical device (I don't) nor mentioned the presence of the 130+ KHz network, or any other frequency applicable to their model/brand. I doubt whether any of them knew!

Here's the bottom line. If people with implantable devices are not motivated to eliminate these wireless networks, where there exists a rather obvious potential danger to health, how will healthy (or relatively healthy) people become motivated to avoid wireless systems/radiation?

Whatever dangers the 130+ KHz network (or different frequency networks of other brands performing the same function) would pose in isolation, I suspect the adverse effects would be amplified substantially in combination with the other toxic stimuli sources I mentioned in previous sections. While one could make arguments about some applications of wireless radiation being useful/justified in extreme emergencies, installing a potentially harmful wireless network to eliminate inserting a key into a lock is technology gone mad!

#### A8-B3b. Tire Pressure Monitoring System

Another intra-vehicular source of wireless radiation entering the automobile cabin is the tire pressure monitoring system (TPMS). TPMS has been mandated in the USA by the TREAD Act, and has been installed on all cars for the past decade. ([https://en.wikipedia.org/wiki/Tire-pressure\\_monitoring\\_system](https://en.wikipedia.org/wiki/Tire-pressure_monitoring_system)). It is mandated and used in many other countries as well.

There are myriad types of these sensors. Most Direct TPMS deploy tire pressure sensors on each wheel of a vehicle. As tire pressure data is collected for each tire, it is sent to one or more TPMS receivers, using RF (radio frequency) technology. The majority of Direct TPMS installations transmit their data via UHF (Ultra High Frequency) radio. TPMS data is typically transmitted in one of two frequency ranges, which depends on the geographical location of the TPMS: about 433MHz in Europe, and at 315MHz in most other parts of the world. <https://tpms247.com/blogs/tpms-faq/73376901-tpms-frequencies-315-mhz-433mhz>.

I didn't find any articles addressing adverse health effects from the TPMS. That doesn't mean they don't exist. There may be myriad reasons why I didn't find adverse health effects.

A8-B4. Other

The latter part of Table A8-1 alludes to many other types of networks being studied, as well as optimizing some already implemented. Most of these are not mentioned in my new car Owner's Manual, since I assume they don't affect pacemakers and defibrillators (at least according to whomever has responsibility for monitoring such systems). The only way to fully understand the levels of wireless radiation to which vehicle occupants are being subjected is through detailed measurements of the wireless radiation environment.

This would include full spectrum monitoring (from 1 Hz for ELF to >100 GHz for millimeter-wave communications and detection). Testing would be done under at least four conditions:

- no passengers and in an EMF quiet zone, with all on-board electronics operating;
- with passengers using myriad wireless devices, in EMF quiet zone, and with all on-board electronics operating;
- no passengers and in a typical urban business high EMF antenna concentration zone, and with all on-board electronics operating;
- with passengers using myriad wireless devices, in high EMF high antenna concentration zone, and with all on-board electronics operating.

Those results should begin to provide some idea of the complex and potentially dangerous wireless radiation environment that many commuters face.

## ABOUT THE AUTHOR

Ronald Neil Kostoff received a Ph. D. in Aerospace and Mechanical Sciences from Princeton University in 1967. He has worked for Bell Laboratories, Department of Energy, Office of Naval Research, and MITRE Corp. He invented the Wake Shield for producing high vacuum in low orbit, and used in manned space missions for research and development. He has published over 200 peer-reviewed articles, served as Guest Editor of four journal Special Issues since 1994, obtained two text mining system patents, and presently is a Research Affiliate at Georgia Institute of Technology.

He has published on numerous medical topics in the peer-reviewed literature, including:

- potential treatments for
  - Multiple Sclerosis,
  - Parkinson's Disease,
  - Raynaud's Phenomenon,
  - Cataracts,
  - SARS,
  - Vitreous Restoration,
  - Peripheral Neuropathy/Peripheral Arterial Disease
  - Alzheimer's Disease, and
  - Chronic Kidney Disease;
- potential causes of Chronic Kidney Disease;
- potential causes of Alzheimer's Disease;
- potential causes of Peripheral Neuropathy/Peripheral Arterial Disease
- potential impacts of Electromagnetic Fields on health; and
- synergistic effects of toxic stimuli combinations.

His recent publications in toxicology have shown that regulatory exposure limits to toxic stimuli are, on average, orders of magnitude too high compared to exposures shown to cause damage in the biomedical literature, and are not protecting the public from harmful substances.

He is listed in:

- Who's Who in America, 60th Edition (2006),
- Who's Who in Science and Engineering, 9th Edition (2006), and
- 2000 Outstanding Intellectuals of the 21st Century, 4th Edition, (2006).

**COVER PAGE**

Filed Date: 06/07/2017 03:20 PM  
SAN: FPPC

Please type or print in ink.

NAME OF FILER (LAST) (FIRST) (MIDDLE)  
Orr Jamie

**1. Office, Agency, or Court**

Agency Name (Do not use acronyms)  
City of South Lake Tahoe  
Division, Board, Department, District, if applicable Your Position  
Planning Commissioner

► If filing for multiple positions, list below or on an attachment. (Do not use acronyms)

Agency: \_\_\_\_\_ Position: \_\_\_\_\_

**2. Jurisdiction of Office (Check at least one box)**

- State  Judge or Court Commissioner (Statewide Jurisdiction)
- Multi-County \_\_\_\_\_  County of \_\_\_\_\_
- City of South Lake Tahoe  Other \_\_\_\_\_

**3. Type of Statement (Check at least one box)**

- Annual:** The period covered is January 1, 2016, through December 31, 2016.  
-or-  
The period covered is \_\_\_\_/\_\_\_\_/\_\_\_\_, through December 31, 2016.
- Assuming Office:** Date assumed 05 / 11 / 2017
- Leaving Office:** Date Left \_\_\_\_/\_\_\_\_/\_\_\_\_  
(Check one)  
 The period covered is January 1, 2016, through the date of leaving office.  
-or-  
 The period covered is \_\_\_\_/\_\_\_\_/\_\_\_\_, through the date of leaving office.
- Candidate:** Election year \_\_\_\_\_ and office sought, if different than Part 1: \_\_\_\_\_

**4. Schedule Summary (must complete) ► Total number of pages including this cover page: 3**

**Schedules attached**

- Schedule A-1 - Investments** – schedule attached  **Schedule C - Income, Loans, & Business Positions** – schedule attached
- Schedule A-2 - Investments** – schedule attached  **Schedule D - Income – Gifts** – schedule attached
- Schedule B - Real Property** – schedule attached  **Schedule E - Income – Gifts – Travel Payments** – schedule attached

- or-  
 **None - No reportable interests on any schedule**

**5. Verification**

MAILING ADDRESS STREET CITY STATE ZIP CODE  
(Business or Agency Address Recommended - Public Document)  
1901 Airport Rd Ste 206 South Lake Tahoe CA 96150-7048  
DAYTIME TELEPHONE NUMBER E-MAIL ADDRESS  
( 530 ) 542-6004

I have used all reasonable diligence in preparing this statement. I have reviewed this statement and to the best of my knowledge the information contained herein and in any attached schedules is true and complete. I acknowledge this is a public document.

I certify under penalty of perjury under the laws of the State of California that the foregoing is true and correct.

Date Signed 06/07/2017 03:20 PM Signature Electronic Submission  
(month, day, year) (File the originally signed statement with your filing official.)

SCHEDULE A-2  
Investments, Income, and Assets  
of Business Entities/Trusts  
(Ownership Interest is 10% or Greater)

1. BUSINESS ENTITY Or Trust

Tahoe Mountain Lab, LLC  
Name  
3079 Harrison Ave #12, South Lake Tahoe, CA 96150  
Address (Business Address Acceptable)  
Check one  
 Trust, go to 2  Business Entity, complete the box, then go to 2

GENERAL DESCRIPTION OF THIS BUSINESS  
Coworking/office space management

FAIR MARKET VALUE IF APPLICABLE, LIST DATE:  
 \$0 - \$1,999  
 \$2,000 - \$10,000  
 \$10,001 - \$100,000  
 \$100,001 - \$1,000,000  
 Over \$1,000,000

NATURE OF INVESTMENT  
 Partnership  Sole Proprietorship  Other

YOUR BUSINESS POSITION Managing Member

2. IDENTIFY THE GROSS INCOME RECEIVED (INCLUDE YOUR PRO RATA SHARE OF THE GROSS INCOME TO THE ENTITY/TRUST)

\$0 - \$499  \$10,001 - \$100,000  
 \$500 - \$1,000  Over \$100,000  
 \$1,001 - \$10,000

3. LIST THE NAME OF EACH REPORTABLE SINGLE SOURCE OF INCOME OF \$10,000 Or MORE (Attach a separate sheet if necessary.)

None or  Names listed below

4. INVESTMENTS AND INTERESTS IN REAL PROPERTY HELD Or LEASED By The BUSINESS ENTITY Or Trust

Check one box:  
 INVESTMENT  REAL PROPERTY

Name of Business Entity, if Investment, or Assessor's Parcel Number or Street Address of Real Property

Description of Business Activity or City or Other Precise Location of Real Property

FAIR MARKET VALUE IF APPLICABLE, LIST DATE:  
 \$2,000 - \$10,000  
 \$10,001 - \$100,000  
 \$100,001 - \$1,000,000  
 Over \$1,000,000

NATURE OF INTEREST  
 Property Ownership/Deed of Trust  Stock  Partnership

Leasehold \_\_\_\_\_ Yrs. remaining  Other \_\_\_\_\_

Check box if additional schedules reporting investments or real property are attached

1. BUSINESS ENTITY Or Trust

Orr Consulting  
Name  
2888 Lakewood Circle, South Lake Tahoe, CA 96150  
Address (Business Address Acceptable)  
Check one  
 Trust, go to 2  Business Entity, complete the box, then go to 2

GENERAL DESCRIPTION OF THIS BUSINESS  
Consulting services

FAIR MARKET VALUE IF APPLICABLE, LIST DATE:  
 \$0 - \$1,999  
 \$2,000 - \$10,000  
 \$10,001 - \$100,000  
 \$100,001 - \$1,000,000  
 Over \$1,000,000

NATURE OF INVESTMENT  
 Partnership  Sole Proprietorship  QJV  Other

YOUR BUSINESS POSITION Partner

2. IDENTIFY THE GROSS INCOME RECEIVED (INCLUDE YOUR PRO RATA SHARE OF THE GROSS INCOME TO THE ENTITY/TRUST)

\$0 - \$499  \$10,001 - \$100,000  
 \$500 - \$1,000  Over \$100,000  
 \$1,001 - \$10,000

3. LIST THE NAME OF EACH REPORTABLE SINGLE SOURCE OF INCOME OF \$10,000 Or MORE (Attach a separate sheet if necessary.)

None or  Names listed below  
City of South Lake Tahoe

4. INVESTMENTS AND INTERESTS IN REAL PROPERTY HELD Or LEASED By The BUSINESS ENTITY Or Trust

Check one box:  
 INVESTMENT  REAL PROPERTY

Name of Business Entity, if Investment, or Assessor's Parcel Number or Street Address of Real Property

Description of Business Activity or City or Other Precise Location of Real Property

FAIR MARKET VALUE IF APPLICABLE, LIST DATE:  
 \$2,000 - \$10,000  
 \$10,001 - \$100,000  
 \$100,001 - \$1,000,000  
 Over \$1,000,000

NATURE OF INTEREST  
 Property Ownership/Deed of Trust  Stock  Partnership

Leasehold \_\_\_\_\_ Yrs. remaining  Other \_\_\_\_\_

Check box if additional schedules reporting investments or real property are attached

Comments:



**COVER PAGE**

Filed Date: 03/20/2018 01:28 PM  
SAN: FPPC

Please type or print in ink.

NAME OF FILER (LAST) (FIRST) (MIDDLE)  
Orr Jamie

**1. Office, Agency, or Court**

Agency Name (Do not use acronyms)  
City of South Lake Tahoe  
Division, Board, Department, District, if applicable Your Position  
Planning Commissioner

► If filing for multiple positions, list below or on an attachment. (Do not use acronyms)

Agency: \_\_\_\_\_ Position: \_\_\_\_\_

**2. Jurisdiction of Office (Check at least one box)**

- State  Judge or Court Commissioner (Statewide Jurisdiction)
- Multi-County \_\_\_\_\_  County of \_\_\_\_\_
- City of South Lake Tahoe  Other \_\_\_\_\_

**3. Type of Statement (Check at least one box)**

- Annual:** The period covered is January 1, 2017, through December 31, 2017.  
-or- The period covered is 05 / 11 / 2017, through December 31, 2017.
- Assuming Office:** Date assumed \_\_\_\_\_
- Candidate:** Date of Election \_\_\_\_\_ and office sought, if different than Part 1: \_\_\_\_\_
- Leaving Office:** Date Left \_\_\_\_\_ (Check one)
  - The period covered is January 1, 2017, through the date of leaving office.
  - or-
  - The period covered is \_\_\_\_\_ / \_\_\_\_\_ / \_\_\_\_\_, through the date of leaving office.

**4. Schedule Summary (must complete) ► Total number of pages including this cover page: 3**

**Schedules attached**

- Schedule A-1 - Investments** – schedule attached  **Schedule C - Income, Loans, & Business Positions** – schedule attached
- Schedule A-2 - Investments** – schedule attached  **Schedule D - Income – Gifts** – schedule attached
- Schedule B - Real Property** – schedule attached  **Schedule E - Income – Gifts – Travel Payments** – schedule attached

-or-  
 **None - No reportable interests on any schedule**

**5. Verification**

MAILING ADDRESS STREET CITY STATE ZIP CODE  
(Business or Agency Address Recommended - Public Document)  
1901 Airport Rd Ste 206 South Lake Tahoe CA 96150-7048  
DAYTIME TELEPHONE NUMBER E-MAIL ADDRESS  
( 530 ) 542-6004

I have used all reasonable diligence in preparing this statement. I have reviewed this statement and to the best of my knowledge the information contained herein and in any attached schedules is true and complete. I acknowledge this is a public document.

I certify under penalty of perjury under the laws of the State of California that the foregoing is true and correct.

Date Signed 03/20/2018 01:28 PM Signature Electronic Submission  
(month, day, year) (File the originally signed statement with your filing official.)





# SchEDuLE A-2

## Investments, Income, and Assets of Business Entities/Trusts

(Ownership Interest is 10% or Greater)

<b>CALIFORNIA FORM 700</b>
<small>FAIR POLITICAL Pr ACTICES COMMISSION</small>
Name <u>Jamie Orr</u>

**▶ 1. BuSINESS ENTITy Or Tru ST**

The Press Project, LLC  
Name

3079 Harrison Ave, South Lake Tahoe  
Address (Business Address Acceptable)

Check one  
 Trust, go to 2     Business Entity, complete the box, then go to 2

GENERAL DESCRIPTION OF THIS BuSINESS

Real estate

FAIR MARKET vAluE	IF APPLICABLE, LIST DATE:
<input type="checkbox"/> \$0 - \$1,999	<u>    </u> / <u>    </u> / <u>17</u> <u>    </u> / <u>    </u> / <u>17</u>
<input type="checkbox"/> \$2,000 - \$10,000	ACQu IRED                  DISPOSED
<input type="checkbox"/> \$10,001 - \$100,000	
<input type="checkbox"/> \$100,001 - \$1,000,000	
<input checked="" type="checkbox"/> Over \$1,000,000	

NATuRE OF INvESTMENT  
 Partnership     Sole Proprietorship     \_\_\_\_\_ Other

YOuR BuSINESS POSITiON Partner

**▶ 1. BuSINESS ENTITy Or Tru ST**

Name \_\_\_\_\_

Address (Business Address Acceptable) \_\_\_\_\_

Check one  
 Trust, go to 2     Business Entity, complete the box, then go to 2

GENERAL DESCRIPTION OF THIS BuSINESS

FAIR MARKET vAluE

\$0 - \$1,999

\$2,000 - \$10,000

\$10,001 - \$100,000

\$100,001 - \$1,000,000

Over \$1,000,000

IF APPLICABLE, LIST DATE:

    /    /17        /    /17

ACQu IRED                  DISPOSED

NATuRE OF INvESTMENT

Partnership     Sole Proprietorship     \_\_\_\_\_ Other

YOuR BuSINESS POSITiON \_\_\_\_\_

**▶ 2. IDENTIFY ThE Gr OSS INCOME r ECEIVED (INCLuDE YOuR Pr O r ATA ShAr E OF ThE Gr OSS INCOME tO ThE ENTITy/Tru ST)**

\$0 - \$499                       \$10,001 - \$100,000

\$500 - \$1,000                 OvER \$100,000

\$1,001 - \$10,000

**▶ 2. IDENTIFY ThE Gr OSS INCOME r ECEIVED (INCLuDE YOuR Pr O r ATA ShAr E OF ThE Gr OSS INCOME tO ThE ENTITy/Tru ST)**

\$0 - \$499                       \$10,001 - \$100,000

\$500 - \$1,000                 OvER \$100,000

\$1,001 - \$10,000

**▶ 3. LIST ThE NAME OF EACH r EPOr TABLE SINGLE SOur CE OF INCOME OF \$10,000 Or MOre (Attach a separate sheet if necessary.)**

None    or     Names listed below

Swift Communications

\_\_\_\_\_

\_\_\_\_\_

**▶ 3. LIST ThE NAME OF EACH r EPOr TABLE SINGLE SOur CE OF INCOME OF \$10,000 Or MOre (Attach a separate sheet if necessary.)**

None    or     Names listed below

\_\_\_\_\_

\_\_\_\_\_

**▶ 4. INVESTMENTS AND INTERESTS IN r EAL Pr OPER Ty hELd Or LEASed By ThE BuSINESS ENTITy Or Tru ST**

Check one box:  
 INvESTMENT                   REAL PROPERTY

3079 Harrison Ave

Name of Business Entity, if Investment, or Assessor's Parcel Number or Street Address of Real Property

South Lake Tahoe

Description of Business Activity or City or Other Precise Location of Real Property

FAIR MARKET vAluE	IF APPLICABLE, LIST DATE:
<input type="checkbox"/> \$2,000 - \$10,000	<u>    </u> / <u>    </u> / <u>17</u> <u>    </u> / <u>    </u> / <u>17</u>
<input type="checkbox"/> \$10,001 - \$100,000	ACQu IRED                  DISPOSED
<input type="checkbox"/> \$100,001 - \$1,000,000	
<input checked="" type="checkbox"/> Over \$1,000,000	

NATuRE OF INTEREST  
 Property Ownership/Deed of Trust     Stock     Partnership

Leasehold \_\_\_\_\_     Other \_\_\_\_\_  
Yrs. remaining

Check box if additional schedules reporting investments or real property are attached

**▶ 4. INVESTMENTS AND INTERESTS IN r EAL Pr OPER Ty hELd Or LEASed By ThE BuSINESS ENTITy Or Tru ST**

Check one box:  
 INvESTMENT                   REAL PROPERTY

\_\_\_\_\_

Name of Business Entity, if Investment, or Assessor's Parcel Number or Street Address of Real Property

\_\_\_\_\_

Description of Business Activity or City or Other Precise Location of Real Property

FAIR MARKET vAluE	IF APPLICABLE, LIST DATE:
<input type="checkbox"/> \$2,000 - \$10,000	<u>    </u> / <u>    </u> / <u>17</u> <u>    </u> / <u>    </u> / <u>17</u>
<input type="checkbox"/> \$10,001 - \$100,000	ACQu IRED                  DISPOSED
<input type="checkbox"/> \$100,001 - \$1,000,000	
<input type="checkbox"/> Over \$1,000,000	

NATuRE OF INTEREST  
 Property Ownership/Deed of Trust     Stock     Partnership

Leasehold \_\_\_\_\_     Other \_\_\_\_\_  
Yrs. remaining

Check box if additional schedules reporting investments or real property are attached

Comments: \_\_\_\_\_

**COVER PAGE**

Filed Date: 05/31/2018 08:43 AM  
SAN: FPPC

Please type or print in ink.

NAME OF FILER (LAST) (FIRST) (MIDDLE)  
Orr Jamie

**1. Office, Agency, or Court**

Agency Name (Do not use acronyms)  
City of South Lake Tahoe  
Division, Board, Department, District, if applicable Your Position  
Planning Commissioner

► If filing for multiple positions, list below or on an attachment. (Do not use acronyms)

Agency: \_\_\_\_\_ Position: \_\_\_\_\_

**2. Jurisdiction of Office (Check at least one box)**

- State  Judge or Court Commissioner (Statewide Jurisdiction)
- Multi-County \_\_\_\_\_  County of \_\_\_\_\_
- City of South Lake Tahoe  Other \_\_\_\_\_

**3. Type of Statement (Check at least one box)**

- Annual:** The period covered is January 1, 2017, through December 31, 2017.  
-or- The period covered is \_\_\_\_/\_\_\_\_/\_\_\_\_, through December 31, 2017.
- Assuming Office:** Date assumed \_\_\_\_/\_\_\_\_/\_\_\_\_
- Candidate:** Date of Election \_\_\_\_\_ and office sought, if different than Part 1: \_\_\_\_\_
- Leaving Office:** Date Left 05 / 01 / 2018  
(Check one)  
 The period covered is January 1, 2017, through the date of leaving office.
- or-  The period covered is 01 / 01 / 2018, through the date of leaving office.

**4. Schedule Summary (must complete) ► Total number of pages including this cover page: 3**

**Schedules attached**

- Schedule A-1 - Investments** – schedule attached  **Schedule C - Income, Loans, & Business Positions** – schedule attached
- Schedule A-2 - Investments** – schedule attached  **Schedule D - Income – Gifts** – schedule attached
- Schedule B - Real Property** – schedule attached  **Schedule E - Income – Gifts – Travel Payments** – schedule attached

-or-

**None - No reportable interests on any schedule**

**5. Verification**

MAILING ADDRESS STREET CITY STATE ZIP CODE  
(Business or Agency Address Recommended - Public Document)  
1901 Airport Rd Ste 206 South Lake Tahoe CA 96150-7048  
DAYTIME TELEPHONE NUMBER E-MAIL ADDRESS  
( 530 ) 542-6004

I have used all reasonable diligence in preparing this statement. I have reviewed this statement and to the best of my knowledge the information contained herein and in any attached schedules is true and complete. I acknowledge this is a public document.

I certify under penalty of perjury under the laws of the State of California that the foregoing is true and correct.

Date Signed 05/31/2018 08:43 AM Signature Electronic Submission  
(month, day, year) (File the originally signed statement with your filing official.)

# SchEDuLE A-2

## Investments, Income, and Assets of Business Entities/Trusts

(Ownership Interest is 10% or Greater)

Name  
Jamie Orr

**▶ 1. BuSINESS ENTITy Or Tru ST**

Orr Consulting  
Name  
2888 Lakewood Circle, South Lake Tahoe, CA 96150  
Address (Business Address Acceptable)  
Check one  
 Trust, go to 2     Business Entity, complete the box, then go to 2

GENERAL DESCRIPTION OF THIS BuSINESS			
<u>Consulting services</u>			
FAIR MARKET vAluE	IF APPLICABLE, LIST DATE:		
<input type="checkbox"/> \$0 - \$1,999	___/___/18	___/___/18	
<input type="checkbox"/> \$2,000 - \$10,000	ACQu IRED	DISPOSED	
<input checked="" type="checkbox"/> \$10,001 - \$100,000			
<input type="checkbox"/> \$100,001 - \$1,000,000			
<input type="checkbox"/> Over \$1,000,000			
NATuRE OF INvESTMENT			
<input type="checkbox"/> Partnership	<input type="checkbox"/> Sole Proprietorship	<input checked="" type="checkbox"/> QJV	<input type="checkbox"/> Other
YOur BuSINESS POSITIoN <u>Partner</u>			

**▶ 2. IDENTIFY ThE Gr OSS INCOME rECEIVED (INCLuDE YOuR Pr O r ATA ShAr E OF ThE Gr OSS INCOME tO ThE ENTITy/Tru ST)**

\$0 - \$499                       \$10,001 - \$100,000  
 \$500 - \$1,000                 OvER \$100,000  
 \$1,001 - \$10,000

**▶ 3. LIST ThE NAME OF EACH rEPOr TABLE SINGLE Sour CE OF INCOME OF \$10,000 Or MOre (Attach a separate sheet if necessary.)**

None    or     Names listed below  
City of South Lake Tahoe

**▶ 4. INVESTMENTS AND INTEr ESTS IN rEAL Pr OPEr Ty hElD Or LEASed By ThE BuSINESS ENTITy Or Tru ST**

Check one box:  
 INvESTMENT                       REAL PrOPERTy

Name of Business Entity, if Investment, or Assessor's Parcel Number or Street Address of Real Property

Description of Business Activity or City or Other Precise Location of Real Property

FAIR MARKET vAluE	IF APPLICABLE, LIST DATE:		
<input type="checkbox"/> \$2,000 - \$10,000	___/___/18	___/___/18	
<input type="checkbox"/> \$10,001 - \$100,000	ACQu IRED	DISPOSED	
<input type="checkbox"/> \$100,001 - \$1,000,000			
<input type="checkbox"/> Over \$1,000,000			
NATuRE OF INTEREST			
<input type="checkbox"/> Property Ownership/Deed of Trust	<input type="checkbox"/> Stock	<input type="checkbox"/> Partnership	
<input type="checkbox"/> Leasehold	Yrs. remaining	<input type="checkbox"/> Other	
<input type="checkbox"/> Check box if additional schedules reporting investments or real property are attached			

**▶ 1. BuSINESS ENTITy Or Tru ST**

Tahoe Mountain Lab, LLC  
Name  
3079 Harrison Ave #12, South Lake Tahoe, CA 96150  
Address (Business Address Acceptable)  
Check one  
 Trust, go to 2     Business Entity, complete the box, then go to 2

GENERAL DESCRIPTION OF THIS BuSINESS			
<u>Coworking/office space management</u>			
FAIR MARKET vAluE	IF APPLICABLE, LIST DATE:		
<input type="checkbox"/> \$0 - \$1,999	___/___/18	___/___/18	
<input type="checkbox"/> \$2,000 - \$10,000	ACQu IRED	DISPOSED	
<input type="checkbox"/> \$10,001 - \$100,000			
<input checked="" type="checkbox"/> \$100,001 - \$1,000,000			
<input type="checkbox"/> Over \$1,000,000			
NATuRE OF INvESTMENT			
<input checked="" type="checkbox"/> Partnership	<input type="checkbox"/> Sole Proprietorship	<input type="checkbox"/> Other	
YOur BuSINESS POSITIoN <u>Managing Member</u>			

**▶ 2. IDENTIFY ThE Gr OSS INCOME rECEIVED (INCLuDE YOuR Pr O r ATA ShAr E OF ThE Gr OSS INCOME tO ThE ENTITy/Tru ST)**

\$0 - \$499                       \$10,001 - \$100,000  
 \$500 - \$1,000                 OvER \$100,000  
 \$1,001 - \$10,000

**▶ 3. LIST ThE NAME OF EACH rEPOr TABLE SINGLE Sour CE OF INCOME OF \$10,000 Or MOre (Attach a separate sheet if necessary.)**

None    or     Names listed below

**▶ 4. INVESTMENTS AND INTEr ESTS IN rEAL Pr OPEr Ty hElD Or LEASed By ThE BuSINESS ENTITy Or Tru ST**

Check one box:  
 INvESTMENT                       REAL PrOPERTy

Name of Business Entity, if Investment, or Assessor's Parcel Number or Street Address of Real Property

Description of Business Activity or City or Other Precise Location of Real Property

FAIR MARKET vAluE	IF APPLICABLE, LIST DATE:		
<input type="checkbox"/> \$2,000 - \$10,000	___/___/18	___/___/18	
<input type="checkbox"/> \$10,001 - \$100,000	ACQu IRED	DISPOSED	
<input type="checkbox"/> \$100,001 - \$1,000,000			
<input type="checkbox"/> Over \$1,000,000			
NATuRE OF INTEREST			
<input type="checkbox"/> Property Ownership/Deed of Trust	<input type="checkbox"/> Stock	<input type="checkbox"/> Partnership	
<input type="checkbox"/> Leasehold	Yrs. remaining	<input type="checkbox"/> Other	
<input type="checkbox"/> Check box if additional schedules reporting investments or real property are attached			

Comments: \_\_\_\_\_

# SchEDuLE A-2

## Investments, Income, and Assets of Business Entities/Trusts

(Ownership Interest is 10% or Greater)

<b>CALIFORNIA FORM 700</b>
<small>FAIR POLITICAL Pr ACTICES COMMISSION</small>
Name <u>Jamie Orr</u>

**▶ 1. BuSINESS ENTITy Or Tru ST**

The Press Project, LLC  
Name

3079 Harrison Ave, South Lake Tahoe  
Address (Business Address Acceptable)

Check one  
 Trust, go to 2     Business Entity, complete the box, then go to 2

GENERAL DESCRIPTION OF THIS BuSINESS

Real estate

FAIR MARKET vAluE	IF APPLICABLE, LIST DATE:
<input type="checkbox"/> \$0 - \$1,999	____/____/18
<input type="checkbox"/> \$2,000 - \$10,000	ACQu IRED      DISPOSED
<input type="checkbox"/> \$10,001 - \$100,000	____/____/18
<input type="checkbox"/> \$100,001 - \$1,000,000	
<input checked="" type="checkbox"/> Over \$1,000,000	

NATuRE OF INvESTMENT  
 Partnership     Sole Proprietorship     Other

YOuR BuSINESS POSITiON Partner

**▶ 1. BuSINESS ENTITy Or Tru ST**

Name \_\_\_\_\_

Address (Business Address Acceptable) \_\_\_\_\_

Check one  
 Trust, go to 2     Business Entity, complete the box, then go to 2

GENERAL DESCRIPTION OF THIS BuSINESS

FAIR MARKET vAluE

IF APPLICABLE, LIST DATE:
____/____/18
ACQu IRED      DISPOSED
____/____/18

NATuRE OF INvESTMENT  
 Partnership     Sole Proprietorship     Other

YOuR BuSINESS POSITiON \_\_\_\_\_

**▶ 2. IDENTIFY ThE Gr OSS INCOME r ECEIVED (INCLuDE YOuR Pr O r ATA ShAr E OF ThE Gr OSS INCOME tO ThE ENTITy/Tru ST)**

<input type="checkbox"/> \$0 - \$499	<input checked="" type="checkbox"/> \$10,001 - \$100,000
<input type="checkbox"/> \$500 - \$1,000	<input type="checkbox"/> OvER \$100,000
<input type="checkbox"/> \$1,001 - \$10,000	

**▶ 2. IDENTIFY ThE Gr OSS INCOME r ECEIVED (INCLuDE YOuR Pr O r ATA ShAr E OF ThE Gr OSS INCOME tO ThE ENTITy/Tru ST)**

<input type="checkbox"/> \$0 - \$499	<input type="checkbox"/> \$10,001 - \$100,000
<input type="checkbox"/> \$500 - \$1,000	<input type="checkbox"/> OvER \$100,000
<input type="checkbox"/> \$1,001 - \$10,000	

**▶ 3. LIST ThE NAME OF EACH r EPOR TABLE SINGLE Sour CE OF INCOME OF \$10,000 Or MOre (Attach a separate sheet if necessary.)**

None    or     Names listed below

Swift Communications

**▶ 3. LIST ThE NAME OF EACH r EPOR TABLE SINGLE Sour CE OF INCOME OF \$10,000 Or MOre (Attach a separate sheet if necessary.)**

None    or     Names listed below

**▶ 4. INVESTMENTS AND INTER ESTS IN r EAL Pr OPER Ty hELD Or LEASed By ThE BuSINESS ENTITy Or Tru ST**

Check one box:  
 INvESTMENT     REAL PrOPERTY

3079 Harrison Ave

Name of Business Entity, if Investment, or Assessor's Parcel Number or Street Address of Real Property  
South Lake Tahoe

Description of Business Activity or City or Other Precise Location of Real Property \_\_\_\_\_

FAIR MARKET vAluE	IF APPLICABLE, LIST DATE:
<input type="checkbox"/> \$2,000 - \$10,000	____/____/18
<input type="checkbox"/> \$10,001 - \$100,000	ACQu IRED      DISPOSED
<input type="checkbox"/> \$100,001 - \$1,000,000	____/____/18
<input checked="" type="checkbox"/> Over \$1,000,000	

NATuRE OF INTEREST  
 Property Ownership/Deed of Trust     Stock     Partnership

Leasehold \_\_\_\_\_ Yrs. remaining     Other \_\_\_\_\_

Check box if additional schedules reporting investments or real property are attached

**▶ 4. INVESTMENTS AND INTER ESTS IN r EAL Pr OPER Ty hELD Or LEASed By ThE BuSINESS ENTITy Or Tru ST**

Check one box:  
 INvESTMENT     REAL PrOPERTY

Name of Business Entity, if Investment, or Assessor's Parcel Number or Street Address of Real Property \_\_\_\_\_

Description of Business Activity or City or Other Precise Location of Real Property \_\_\_\_\_

FAIR MARKET vAluE	IF APPLICABLE, LIST DATE:
<input type="checkbox"/> \$2,000 - \$10,000	____/____/18
<input type="checkbox"/> \$10,001 - \$100,000	ACQu IRED      DISPOSED
<input type="checkbox"/> \$100,001 - \$1,000,000	____/____/18
<input type="checkbox"/> Over \$1,000,000	

NATuRE OF INTEREST  
 Property Ownership/Deed of Trust     Stock     Partnership

Leasehold \_\_\_\_\_ Yrs. remaining     Other \_\_\_\_\_

Check box if additional schedules reporting investments or real property are attached

Comments: \_\_\_\_\_

Heidi Hill Drum <[redacted]>  
To: Diana Madson <[redacted]>  
Cc: Jamie Orr <[redacted]>

Wed, Nov 6, 2019 at 7:58 PM

Your inclination is how I respond - by not responding. There is no way to explain to folks who believe this that they are in fact, hearing from illegitimate sources and incorrect facts. No need to respond!

[Quoted text hidden]

Jamie Orr <[redacted]>  
To: Heidi Hill Drum <[redacted]>  
Cc: Diana Madson <[redacted]>

Wed, Nov 6, 2019 at 8:14 PM

Like Heidi said, no response necessary. You're good.

The \*study\* he is betting his entire credibility on is from a crackpot fake "academy" that spreads absolute junk. They make themselves look legitimate because it is so easy to fool someone who self-admittedly does not know much about this topic, or how science works at all. The paper he shared is bogus, 100%, but I can almost guarantee that he is not actually interested in learning as he claims.

Don't be shaken by this, its exactly the type of tactic used to push through anti-science policy all the time.

[Quoted text hidden]

--

Jamie Orr, Ph.D.  
Founder, [Cowork Tahoe](#)



Founder, [Jellyswitch](#)



[redacted]

[redacted]

[redacted]

[redacted]

[redacted]  
[Quoted text hidden]

[redacted]

## ENTITY INFORMATION

## ENTITY INFORMATION

Entity Name: ENTENELLER LLC

Entity Number: 8362100005-6

Entity Type: Domestic Limited Liability Company (SRL)

Entity Status: Active

Formation Date: 09/02/2020

NV Business ID: NV202003461

Termination Date: Repealed

Annual Report Due Date: 3/30/2021

Series LLC: Renewable LLC: 

## REGISTERED AGENT INFORMATION

Name of Individual or Legal Entity: MOBO LAW, LLP

Status: Active

CRA Agent Entity Type:

Registered Agent Type: Commercial Registered Agent

NV Business ID: NV20161519134

Office or Position:

Jurisdiction: NEVADA

Street Address: 327 S ARLINGTON AVE, RENO, NV, 89509, USA

Mailing Address:

Individual with Authority to Act: CAMERON BORDNER

Fastlane Website or Domain Name:

[VIEW HISTORICAL DATA](#)

## OFFICER INFORMATION

Title	Name	Address	Last Updated	Status
Managing Member	JAMES F OWB	1776 Denton Circle, South Lake Tahoe, CA, 96150, USA	09/02/2020	Active
Managing Member	DAVID R OBI	1776 Denton Cr, South Lake Tahoe, CA, 96150, USA	09/02/2020	Active

**OFFICER INFORMATION**[VIEW HISTORICAL DATA](#)

Title	Name	Address	Last Updated	Status
Managing Member	JAMIE F ORR	1776 Gentian Circle, South Lake Tahoe, CA, 96150, USA	09/02/2020	Active
Managing Member	David R Orr	1776 Gentian Cir, South Lake Tahoe, CA, 96150, USA	09/02/2020	Active

# What are you Going to do with That?

## Perspectives on Life After a Degree in Physics

[Home](#) [About](#) [Posts](#) [About Me](#)

Thursday, July 14, 2016

### Jamie Orr: One Physicist Fearlessly Wearing Many Hats, Part I



Jamie Orr at UC Davis for her 4/15/16 presentation

**Jamie (Romness) Orr graduated from UC Davis in 2011 with a PhD in Physics and a theoretical dissertation on the physics of protein folding. Since then she has been an adjunct professor at Foothill College, a member of many boards including Sustainable Silicon Valley, an economic and community development consultant, a Deputy Sector Navigator (!), and a Founder and CEO of Tahoe Mountain Lab.**

**Jamie gave an inspiring presentation to our students on April 15, 2016. It ended with a record number, for our series, of hugs of the speaker (two), and a record number of moist eyes (two). I believe she struck a chord with some because she allowed them to see new possibilities for work-life balance. Here we deliver the main body of her presentation, saving the Q&A session for a Part II.**

The first thing I want to talk about is what makes a good entrepreneur. You can learn all of these in physics. One of the things that I was not taught was how all of the physics thinking: the determination, the **nights up crying over quantum mechanics homework**, the **nights crying in the bathroom during quantum mechanics lab**, all of those things were actually training me to be a great entrepreneur.

What makes an entrepreneur? Founding a startup? Working for yourself? That sounds pretty good, right?

Many people think a startup has to be based on a completely new idea. Actually, it does not have to be brand new at all. In fact it usually isn't. The best way to start something up is to start where someone else left off and improve it.

You can Google, "traits of an entrepreneur" and all of these articles come out, a lot of them in Entrepreneur Magazine. Entrepreneurs are getting a lot of attention

Lloyd Knox



Follow by Email



Contributors

[Lloyd Knox](#) (Interviewer/Writer)  
[Angela Parnay](#) (Transcriber/Editor)

Blog Archive

- ▶ 2020 (1)
- ▶ 2018 (2)
- ▶ 2017 (1)
- ▼ 2016 (1)
  - ▼ July (1)
    - [Jamie Orr: One Physicist Fearlessly Wearing Many H...](#)
- ▶ 2015 (4)
- ▶ 2014 (13)



right now. Obama's putting in a big push for innovation and bringing that back to the United States. We have the whole Silicon Valley thing. Any of you watch the show *Silicon Valley*? Yeah it's traumatizing for me to watch because yes, that is what it's like. And being a woman – not always fun.

The main traits that make a good entrepreneur are perseverance and tenacity. Can you get something done? Are you willing to put in the work? And typically, if someone is majoring in something like physics, especially all the way through graduate school, they have at least a little bit of perseverance because it's hard.

Passion: you have to love what you're doing or the idea of what you're trying to do. This does not have to be the only thing. Because sometimes you might be passionate about a lot of different things and it's going to be too hard to actually get there and so you get distracted and go off into something else. But you have to at least have some interest in what you're doing.

**“Resourcefulness: How many of you have written a lab report at 3:00 AM the night before? Admit it. Yes, you all have.”**

Resourcefulness: How many of you have written a lab report at 3:00 AM the night before? Admit it. Yes, you all have. Also, in terms of physics, you have to be able to look at a system, look at all of the variables, figure out which ones you can throw the heck out because that's going to get really nasty, and figure out how to actually make sense of what's going on in the system. You have to be resourceful. A lot of times people talk about this as creativity. But it's not just being creative. It's also actually using what's straight in front of you.

Flexibility: you're going to fall on your face. A lot. And it's okay. And again, that's something that I feel like physics majors in particular have a really good understanding of. You're not always going to have an answer and especially – how many of you are kind of experimental-ish? Any of you experimental-ish? Have you done labs, have you worked with instruments that break? Yeah? I was an experimentalist for a long time, and my favorite word was “defenestration” because I wanted to throw all of my equipment out a window. You have to be flexible, because that's going to happen. You have to be willing to pivot when something doesn't work. You have to be willing to fail, and **fail fast**.

Tolerance of ambiguity: are you okay with not knowing how the heck you're going to get somewhere? This is basically quantum mechanics in its entirety. And start going towards string theory, whew, yes. But again, physicists are okay with ambiguity. Yes, we want to get down and be able to quantize it, but we know that that's not what we're starting with. We're going to be starting with something as big as the universe and it's okay.

Vision: can you take that ambiguity and find that path to quantizing something, to actually getting to what your customer wants, or solving that specific problem?

And then self-confidence: this is something that a lot of my colleagues in the sciences still struggle with. Scientists often are more introverted. I'm a total introvert myself, can you believe that? Again, I'm going to go crawl up in a ball after this. But that's fine.

**“ . . . You’re always selling something. You’re selling confidence in yourself to an investor. You’re selling your product to a customer. You’re selling that your teammates are actually going to be able to get the project done. You have to have that confidence in yourself. . . .”**

But it’s practice. Understanding that you can get up here and talk to a lot of people and explain what you’re passionate about; that’s something that’s really important in an entrepreneur. Otherwise how are you going to sell anything? And you’re always selling something. You’re selling confidence in yourself to an investor. You’re selling your product to a customer. You’re selling that your teammates are actually going to be able to get the project done. You have to have that confidence in yourself: that you’re going to be able to do it even though you’re going to fall on your face and you have to have all this ambiguity – that’s good.

All right, so getting to where I am in Tahoe was not a straight path. And it was definitely downhill for some parts. But it was not a random walk. So I didn’t just randomly fall into living in Tahoe and running a company. You don’t always necessarily see exactly what you’re going to do. When I was about twelve or thirteen, I was really obsessed with MacGyver and I knew I wanted to be a physicist. And I knew I wanted a PhD in physics. And so I was like, “I’m just going to do that.” And I knew I probably wouldn’t be MacGyver, because of the mullet. But I thought that it was just a really set, discrete set of steps. I get my Bachelor’s in physics, I get into grad school, I do some really awesome project, I get some papers published, write my dissertation, go get a postdoc. Then probably get another postdoc because that’s kind of how it is now and then land in a professorship and then go give talks around the world about my amazing research and teach a bunch of students; basically do what Lloyd did. That’s probably what he did, yeah.

I thought “that’s what everyone does.” I didn’t realize that’s not necessarily the case. And getting away from being so stuck to that mindset: that that’s what I had to do, was really eye-opening. And that didn’t happen until about halfway through graduate school. So I’m going to talk a little bit about my graduate work. When I arrived at Davis I started out as an experimentalist.

I used to have bets with my other fellow graduate students, about who had the lowest Physics GRE score. I will tell you I won every time. My score was in the 7<sup>th</sup> percentile. Ninety-three % of people scored higher. I did not study. I totally just flaked. I almost forgot that I had to take the test when I was still at Cal Poly. And then I made the biggest mistake: I was having fun taking the test and trying to do all the problems, so I did all of the problems. And you get docked for the ones you miss. So I got a very low score. However, I was also a very active undergraduate researcher. So the advisor I had as an undergraduate had colleagues that met me before graduate school and actually recruited me to come to Davis. And so I actually ended up having my pick of about three or four different graduate programs. And then Davis is where I chose to go, and they basically told me, “Yeah, okay, you screwed up the test. But we’re still going to let you come and have a chance.”

And so I started as an experimentalist. I was actually shared between Physics and Chemistry, because it was a chemist that recruited me. I was doing nanomaterials.

I was in the basement a lot, working with plasmas a lot. Ultimately, as what happens to a lot of graduate students, it didn't work out. I ended up having a very traumatic and awful experience – graduate group mismatch, that kind of thing. And when that happened, I started looking at other things and asking myself, “Do I really want to stick this out? Because this sucks. I'm not enjoying myself.” The research just wasn't working out; I wasn't getting treated very well unfortunately. So **I started looking at law school**. I actually went so far as to take the **LSAT**, apply to a bunch of different law schools, get into a bunch of different law schools, and then I met Dan Cox.

The funniest thing about this is I actually almost went to DePaul Law School, which is in Chicago, for intellectual property. The woman that heads that department was a PhD physicist from Cornell that was in the same class as Daniel Cox in graduate school. So I was choosing between two colleagues from Cornell. And I finally told her, “Look, this sounds really fun, but I've got to see this through. So again, that perseverance: I decided I wanted to see the Physics PhD through. So I joined his group. The problem was, I was an experimentalist. Daniel Cox is a theoretician. So I had to jump from experiment to theory, which is not something that a lot of graduate students do. It was still in condensed matter, so I was still looking at systems of atoms knocking into each other, doing funky things, but I went from doing magnetic nanomaterials to doing protein folding. We always joked that I pretty much treated all of the code that our group would produce as just my microscope. So I was just using it as a tool instead of actually developing it. I was still an experimentalist at heart; I was just using a virtual tool. So again, that flexibility.

**“We always joked that I pretty much treated all of the code that our group would produce as just my microscope. So I was just using it as a tool instead of actually developing it. I was still an experimentalist at heart; I was just using a virtual tool.”**

However, as happens, life gets in the way. So about two and a half years before I completed my dissertation, my boyfriend, who is now my husband – his mother died. I moved out of Davis into Mountain View about a year before that, in 2008, in order to help him take care of her. She was diabetic, blind, and she ended up dying of heart failure. So this was a really traumatic event, and it put a lot of challenges on finishing. But luckily I was a theoretician. Daniel Cox actually lives in San Francisco so we were able to do meetings in the Bay Area instead of me having to come to Davis. And about a year before I finished, in order to stop having to drive up and teach as a graduate assistant, **I started teaching at a junior college** in Silicon Valley, called Foothill. I just taught one class here or there until I finished my dissertation. Two weeks after I got my dissertation stamped (they ring the little bell in the office which was actually kind of fun) I found out I was pregnant. Dave and I had gotten married about a year after his mom passed away. So I got married while I was in graduate school as well. But I did finish before getting pregnant.

But you know, life comes first. And so then the decision was, “All right, I have my PhD in Physics. I'm kind of location-bound at this point because I moved to Silicon Valley. I'm not just going to go anywhere in the world to get a postdoc. I've already got a job that's actually pretty good.” I had an amazing dean. I was teaching just part time but I was enjoying it and I was getting enough classes to

sustain us. So I focused on that.

I had my daughter in late 2011, the same year I graduated, just at the very end, and continued to work as an adjunct because Silicon Valley is expensive. If I had gone to full-time and put her in daycare, it would have been a wash. It literally did not make financial sense for me to start working full time. So I didn't.

But what was fun was once I finished my PhD, and once I had the baby, my dean's like, "Oh look, now you have time!" Of course. So he started putting me on these special projects. At this point I was just teaching; I was using everything that I had learned; I taught a lot when I was here in the Physics 7 series and the Physics 9 series, and I really enjoyed it. I always loved teaching. But he was like, "Oh, you're a physicist; you'll figure this other stuff out." So he had me write an entire certificate program in energy engineering. And when I was done with that, I wrote an entire curriculum for bioengineering. And when I was done with that, I wrote one for 3-D printing and rapid prototyping. Remember, protein folding and teaching Physics 7. But he was right; I did figure it out. And part of what I was doing in order to figure this out, is I started interfacing with industry. I started talking to Google and Yahoo about their campuses and their campus energy use. I started talking to a nonprofit called Sustainable Silicon Valley; I actually met them at NASA. I was doing some research at NASA on one of their energy-efficient buildings. And I was creating a student internship program with that.

So I ended up getting asked to join the board of directors at Sustainable Silicon Valley, which seemed kind of like a weird thing. In my head at least, I think of boards of directors as – no offense to anyone – a bunch of old white dudes sitting around a table that are maybe near retirement, or they're **all definitely wealthy executives**: that kind of thing. I was an adjunct faculty, I was fresh out of grad school; it was kind of strange. But then I realized, "No, no, I should be at this table. This is exactly who should be at this table." I had connections to education and I had the whole millennial thing going for me, which they were looking for. So I did join that board, and I've actually been on it over three years now.

**"I was an adjunct faculty, I was fresh out of grad school; it was kind of strange. But then I realized, 'No, no, I should be at this table. This is exactly who should be at this table.'"**

That again put me into a position where I started to meet executives around Silicon Valley. So all of a sudden I'm meeting with the head of facilities for Oracle and going to all these conferences. The next thing was a policy group, called the Silicon Valley Leadership Group, and they run an energy committee. They are the largest policy-advocating group in the state and one of the largest in the country. They're incredibly powerful, because again they're backed by all of the major players in Silicon Valley and they asked me to chair their energy committee. Again, because I was coming from academia (I was representing Foothill College), I was neutral. And at the time there was a huge battle between PG&E, the power companies, and the solar industry – still going, but these meetings would become very contentious. And what they found was having an academic as the chair would sort of neutralize it and I started acting as a really good facilitator between these two very contentious groups. Of course solar **wants all the regulations lifted** so they can just go forward, and PG&E is like, "I'm scared about my grid!" So it was a balancing act. But again, I was getting

myself in front of all of these different people, and you're going to start to see a theme here.

So developing all the curricula for the science learning institute for Foothill College – that also put me in front of the foundation for the college, which again put me in front of the donors, Sustainable Silicon Valley and the Silicon Valley Leadership Group. I was really starting to build this network that interfaced with industry but was still part of academia. So I hadn't completely left academia yet.

However, my husband and I -- again being part of the Ski and Snowboard Club -- we started doing ski leases with friends. And then once we had our daughter, we started taking her up there. We looked back at around her first birthday -- so this would have been maybe mid-2013 -- and all of the pictures that we had in her photo album were of Tahoe. **My husband was in startups**; he was doing **sales and business development**. He was doing very well at a couple of them: a couple of exits, a couple of acquisitions, going through what's called the "**start-up hamster wheel**." And he was getting a little bit burnt out about that. He was sitting in traffic for maybe an hour and a half a day; sometimes I was in traffic for an hour and a half a day. I only commuted five miles. And when my daughter was born he was actually just starting at a brand new company, and he actually chose the company because they were five miles away from home. And the CEO had like eight siblings, and he was the oldest and so he loved kids. They sent us a onesie with a logo on it right before she was born. We were like, "Oh, come on."

So he went to work for them. I would drop her off in the office, usually hand her to the CEO, who would bounce her around while my husband was on a call, and then I'd go teach. My daughter has been in conference rooms and board rooms, and crawling all over people since she was really little. Because we're trying to build all of these things while raising an infant. But again we kept escaping to Tahoe. So in late 2013 we finally just got tired of it. He had just gone through an acquisition that he decided not to go with. So the rest of his team got hired and he just left. I had just landed a grant, but it was something that was already up and running; I didn't really need to be on campus to manage it every day. We just decided to move.

It was really a family decision. What you'll probably find, or I hope you'll find, is that as you're trying to make those career choices, where you are and who you're with really should be at the top of the list. Not the job. So that's the decision we made: to put our family first, and specifically our daughter first because raising a kid in Tahoe was just a dream. Both my husband and I wished that we had done that. And so we decided to give it a shot. We didn't really know what we were going to do, but again we had all these skills. He had this startup experience, I had a grant to at least keep us going for about a year. And I always had a dream to have a science institute. Now, just landing a science institute in Tahoe didn't really make sense. In fact, it's kind of silly. There's actually a bunch of them up there, mainly around environmental research, conservation, ecology: that kind of thing.

**“. . . As you're trying to make those career choices, where you are and who you're with really should be at the top of the list.”**

What there wasn't was a place for people like myself and my husband to work.

There was no coworking space. Coworking: you work in an office that's not a coffee shop, with people that you don't work for. So you're working together but independently. So freelancers, remote workers, small startups, can all rent space, kind of like a gym membership, but you don't necessarily have your boss sitting next to you. Your boss might be across the country. And so it gets really nice—it had that Mishka's feel without them getting upset that you're hogging the desk all day. So we decided to open one and just see how it went.

So we opened Tahoe Mountain Lab in spring of 2014, just two years ago. It's just got 15 desks, it's got a lot of little owls and some bright colors, got lots of coffee. And we just wanted to see if there were other kind of techy people or remote workers that were in South Lake Tahoe. It's traditionally considered a tourism town: ski bums, lots of tourism-related low-paying jobs, so there was a real need for stable, higher-wage jobs in that community. And what we found was actually that the need was way bigger than we ever anticipated. Way bigger.

By opening this, something else happened. I got asked to become a consultant in economic development. Not in physics, but economic development. And so my husband and I founded a consulting firm on economic development. The city of South Lake Tahoe needed some help. They saw, "Hey, this young couple comes into town, lands something totally innovative and new, and it's working. Can you guys do more?" And so they all of a sudden convened about 75 of the **city's leaders**. The head of vale for South Lake Tahoe, the head of the **casinos**, the heads of all the **hotels**, the head of the college – and all of a sudden these people were supposed to listen to us in economic development. I'm sitting there like, "Wait, the protein folding, Newton's laws -- none of this is really going to work."

So all of a sudden I had to pivot again and I had to learn, "**What does it mean to do economic development?**" Luckily, I was a physics researcher. One of the things I'm really, really good at: looking stuff up and reading a lot of stuff very quickly, distilling it down, and then communicating it out. That was one of the skills that I gained in graduate school. And all of a sudden I realized, "I can do this in other things besides physics. Great!"

**"Luckily, I was a physics researcher. One of the things I'm really, really good at: looking stuff up and reading a lot of stuff very quickly, distilling it down, and then communicating it out."**

**So I'm this consultant.** And we're now tracking capital investment in the city of South Lake Tahoe as a result of little things that I'm doing. So whether it's talking to a startup in San Francisco and convincing them, "Hey, I moved; you should move too!" or founding a new Women's Fund. What happened is the consulting led to a lot of community engagement. And I already talked to you guys about how I was doing this policy thing, and this non-profit thing in Silicon Valley: well all of a sudden in a really small town, being on a board, or being involved in a policy group, makes a much bigger impact. So just last October I helped launch the first Tahoe Women's Community Fund through the El Dorado community foundation. What this fund does: women pay a membership fee, about \$100 or more a year, we pool the money, and then we give out grants. No social meetings, no fluff, no even really trash picking up: nothing. We raised \$40,000 in six months. We just gave out grants that are as large or larger than all of the major service organizations -- the Rotary, Soroptimists, kind of the classic

groups – grants that they’re giving out every year. So we did it in six months. We already have 200 members.

That makes a big impact on a small community that has a lot of need. The first grant we gave out was a weekend food program for kids in need. They basically buy a bunch of food, they pack it into a backpack, and the kids that need it now have meals to cover them over that entire weekend when they’re not in school. So the key here was: we realized community development is economic development.

I’m now on the board of this group called Entrepreneurs Assembly. It’s a peer-to-peer, completely free support group for entrepreneurs. You meet once a month for a couple of hours, and there’s usually at least one or two kind of experienced business ventures at each table. People who are looking to start up a company, or maybe already did or have small business and need to grow, come sit at the table. They talk about what they’re going through, they get advice from the other people at the table, the mentors make sure it’s in good alignment (not going to get them in jail; that kind of stuff), and then you get some marching orders for the next month and you come back and tell us how you’re doing the next month. Seems pretty simple, but it didn’t exist. And now it does. Entrepreneurs Assembly is coming out of Reno, it’s now also in 17 chapters in Africa, launching in India, and launching in South America. And every single one of those chapters is going to be connected.

I’m on the Lake Tahoe Community College Foundation. So this is actually the fun part, because now I still get to be really tied to academia: I get to do things like 3-D printer workshops and I get to really shape how the college is impacting the community. I work a lot with Keep Tahoe Blue’s executive director now on other ways we can kind of bring development to the community by keeping in mind all the environmental goals. And then the other fun thing that just happened about six months ago: I got asked by the chancellor’s office for the California community colleges to again come in as a consultant in economic and workforce development. So all of those programs that I wrote back at Foothill College came back around.

One of the women I worked with on the energy program was on a solar program at the time. She then joined up with this initiative called Doing What Matters for Jobs and the Economy. It’s a statewide initiative for workforce development in ten different industry sectors across all 113 community colleges. But she wants to retire. And so she was trying to think of who would be a good fit to take her place. And she remembered, “Oh hey, there’s this non-profit, Sustainable Silicon Valley. They’ve got some smart people.” She looked at the board of directors, saw my name, remembered that she had worked with me five years prior, and emailed me out of the blue. And said: “Hey, you want a job?”

**“She looked at the board of directors, saw my name, remembered that she had worked with me five years prior, and emailed me out of the blue. And said: ‘Hey, you want a job?’”**

And I said, “Yes, that sounds like fun.” So now I’ve got probably the coolest job title ever, besides CEO: Deputy Sector Navigator. It’s awesome. It’s like people are supposed to salute me. But I am the Deputy Sector Navigator for the Bay

Area Energy Construction and Utilities Sector. Now, all those industry contacts I made when I was still in Silicon Valley – I am now getting them to work with all of the faculty of at the community colleges in the Bay Area and say, “Hey, are they teaching the right stuff? Hey, can you hire their students?” and making those connections. And so that’s taking me all over the place and it’s really fun.

So we’ve gotten really engaged in the community and the great thing is, every single piece of this benefits the business, it benefits the community, and I’m having fun doing it. So now where we’re headed is in just about one month we’re going to be opening Tahoe Mountain Lab 2.0. This is beyond that coworking space because remember, I wanted that institute. Well, I’m getting my institute. This summer I’ll be announcing that we have a full-fledged startup business incubator for South Lake Tahoe. We took -- and I saw “we” because there’s a couple partners -- one of the largest buildings in South Lake Tahoe, and probably the most historic. (It doesn’t take a lot to be historic, it was built in the ‘70s.) But it was the newspaper building. It’s kind of the center of town: it’s completely out there. Everyone has to drive by it. And it was totally derelict. And yet the newspaper was still in there. I don’t know how they survived working in this. It had lower ceilings, and the super-dark ‘70s décor was so gross. The back warehouse used to be a printing press. There were **rats** in it, there were like weird handprints and writing on the wall, and there were like weird pits that you’d think bodies were going to be in. So we gutted the place. And now we’re creating a 12,000 square-foot coworking space with an incubation program built into it.

The newspaper staff is still there; they’ve got about 10 people. We have 24 private offices; 20 of those are rented out and we’re not even done with construction yet. And then we have the coworking space that used to be our little one with the green owls, and we’re actually doubling the size of that as well. So we’re going to go from 15 to 30 desks for freelancers, remote workers, travelers, and startups.

We held our first private class in our lobby – we’ll also have a conference center when it’s done – and that went really well. It was really exciting to see. And the town’s going to be coming out in force for our grand opening in late May and I’m just really enjoying the ride. Because like I said: five years ago I was just finishing up my dissertation; I was freaking out because I wasn’t going to be a professor. I didn’t tell you the awful story about that, but I can if you ask me about it.

And now I’m a CEO and a consultant, and I still kind of do physics once in a while. I went and gave a talk about Mars in Truckee because they asked if I could and I said, “Sure!” So I went and looked up all the stuff about Mars – again, protein folding! They didn’t want to hear about that; they wanted to hear about *The Martian*. So I gave a cool talk about *The Martian* – it’s on Youtube.

So the important stuff. Networking: that is the most important thing you can do for yourself. You know that whole self-confidence thing? You need to show other people. Because there’s this great anecdote; it’s actually a good TED Talk. It talks about how you make things go viral. How do you create a movement? So if some guy is just dancing, at like a concert, he looks like an idiot, right? Just kind of silly; you think he’s crazy. But as soon as someone else comes up and starts dancing with him, all of a sudden it makes it okay that that guy is dancing by himself, because he’s not. So other people see it and they have comfort. So it’s that whole early adopter’s model, if you’re familiar with that. But once you have



that first follower, then all of a sudden you're going to get all the other ones. So networking gives you your first followers. If you're just submitting résumés and trying to introduce yourself to CEOs, it's not always going to get you through. It's going to be a lot harder. But if someone else says, "Hey, you should take a look at them." – that's what's going to get you hired. Or you're going to get the random email out of the blue after not working with someone for five years that says, "Hey, you want a job?" That's the goal. You want people to come to you with opportunities.

**“. . . Once you have that first follower, then all of a sudden you're going to get all the other ones. So networking gives you your first follower.”**

Collaboration: I wouldn't have gotten anywhere if I was competitive. And this is one thing I actually did not really like about physics, and I railed against when I was in undergrad especially, but also in graduate school – was this weird sense of competition, whether it was for grant money, or for an advisor's attention (not in Dan Cox's group – that was super friendly). But collaboration is what's going to get you somewhere because you can't do something by yourself, especially if it's big. You need to have that collaboration. Look at something like CERN. We have all these professors that are in these giant collaborations and there's a really good reason for it because it's too big of a project to do by yourself. So don't be competitive. No one cares. Just collaborate: that's what's actually going to get things done.

Failure: go fall on your face. I'm going to tell you my failure story really quick. I had already moved to Tahoe, but before we moved to Tahoe, because I'm an over-planner, I also applied to like 10 different teaching positions just in case Tahoe didn't work. Because you know, there's not many jobs in Tahoe; I had to go make my own. I didn't really expect to get any interviews. These were all for tenure-track positions. **I had not done a postdoc.** I had been an adjunct for a few years and done some cool stuff, but it was non-traditional. **I hadn't published anything in a long time.** **My research was kind of out-of-date.** And **I had also distanced myself from protein folding** because I was doing all of these weird 3D printing and energy curriculums. But I got three interviews – I got three final interviews. All of a sudden I'm travelling to these teaching universities to interview for a position. Again, as an undergraduate and a graduate, I was like, "I am going to be a physics professor." This was kind of a vindication of that dream.

Then I got one offer. And then we picked a house because we were going to move. There was one problem, and this is really unfortunate that it so happened. It was a department where there was one female faculty full-time. She was pretty new, definitely considered kind of a hotshot, and then I come in as part of a special university program to try to get an entire cohort of women hired at the same time across the science disciplines to then go through tenure together. Awesome, right? I was stoked. She didn't like that there was essentially this special program when she didn't get in under that. And her husband was part-time faculty so was not qualified for that search. She was going to be the chair of that department next year while the chair was on sabbatical. So she made such a stink, and again she was the hotshot bringing in grant money, **the department pulled the offer.** That sucked. That was like dream finally crushed. I proved to

myself that I could get that professorship. But then it got pulled out from under me at the last second. So that was hard. We're already in Tahoe; we had actually opened the little coworking space, but it was always just kind of a fun project – that's when I was like, "Nah, I'm just doing this." And so I doubled down instead of staying in a ball. I was in a ball for a few days. Maybe like a week.

But I doubled down. I was like, "Alright, I'm going to get my institute. I'm going to get my incubator. I am going to prove to them that they missed out." And now two years later I think I can safely say that I've done that. So it's okay to fail, because that's just going to help you pivot and maybe find something way better.

**“. . . It's okay to fail, because that's just going to help you pivot and maybe find something way better.”**

Giving back: philanthropy. You don't have to be retired and wealthy to be a philanthropist. You can start that today It doesn't matter whatever you're passionate about; give back and give back now. Because again it creates that cycle: that when you're helping somebody else, they're going to help somebody else, and it just magnified before you even know it.

Emergence Theory: when the whole is actually more than the sum of the parts. Like a flock of birds. That's what philanthropy does for a community. It creates something way bigger than you could ever imagine it. In the coworking space alone, one of our clients is homeless. But he's super smart, professional; he'd just gone on hard times, he's just been going through some personal problems. He started working in our space, even though he was camping out at night. But he had that professional space to work from. He landed a contract with Ernst & Young, one of the biggest financial firms in the world. He now has a house, he's got a car, he bought a mountain bike, and he's still working out of our space. But that's the kind of thing that I never thought that I was going to make an impact like that. And again, as a physicist. I'm still a physicist. I get cool looks when I'm like, "Oh yeah, PhD, theoretical physicist, hi."

And they're like "What? Who are you?" But I like it.

**“Move where you want, then figure out the job that will let you be there.”**

And then balance. I moved to Tahoe, that's like the easy way out, right? I can't help but be balanced. I ride on my bike to work (it's like a mile along the lake), we do lunch breaks where we go take a couple laps at Heavenly on our snowboards, with all of our other coworkers. My daughter's already snowboarding at four – paddleboard; she's pretty good. There's no traffic. That's the biggest thing: there's no traffic and I'm not paying \$2000 a month for daycare. So there's ways to find balance. And you might have to move to do it. Move where you want, then figure out the job that will let you be there.

Posted by [Lloyd Knox](#) at [1:12 PM](#)

---

3 comments:

**From:** [Jamie Orr](#)  
**To:** [Sue Blankenship](#)  
**Subject:** RE: City Council Agenda Item 15 - Verizon Special Use Permit  
**Date:** Monday, January 13, 2020 3:32:29 PM

---

Mayor Collin & Council Members Laine, Middlebrook, Wallace, & Bass:

As a former member of the City of South Lake Tahoe Planning Commission, I am writing to strongly recommend that you uphold the decision of the Planning Commission regarding the cell tower on Ski Run Blvd. I apologize for not delivering this comment in person, as I do believe it is an important issue for our community.

Having reviewed all documentation associated with this appeal, I agree with the Planning Commission's approval of the Special Use Permit for the Verizon Wireless Monopine and strongly support it.

As a business owner in South Lake Tahoe that depends heavily on connectivity, we need to make measurable progress on infrastructure improvements in our community. This tower is one small step in doing so, but one that has already taken too long to see completion.

Located at this site, this tower will improve coverage, is not injurious to the neighborhood, and is consistent with permitted uses in the plan area. It is clear from the report that Planning Commission reviewed this application thoroughly, completely, and conscientiously, and made the correct decision for the community at large. I once again urge you to uphold that decision.

Regards,  
Jamie Orr

--

Jamie Orr, Ph.D.  
Founder, [Cowork Tahoe](#)



Founder, [Jellyswitch](#)



ADSON

[Redacted]

---

**Heidi Hill Drum** <[Redacted]>  
To: Diana Madson [Redacted]

Fri, Oct 4, 2019 at 12:07 PM

FYI - Jamie is going to go to a City Council meeting to publicly comment and use her phd to shut them down. You will be in great company!

[Quoted text hidden]

[Quoted text hidden]

--

DSON

[Redacted]

---

**Diana Madson** [Redacted] >  
To: Heidi Hill Drum [Redacted]

Mon, Oct 7, 2019 at 10:31 PM

Will she be at the 12/3 Council meeting?

[Quoted text hidden]

---

**Heidi Hill Drum** <[Redacted]>  
To: Diana Madson [Redacted]

Tue, Oct 8, 2019 at 7:44 AM

I believe that's the plan!

Sent from my iPad

[Quoted text hidden]

-  ORR DAVID R TR & JAMIE F TR
-  WILSON CHRISTINA



60ft

---

1995

## The "Kingdom of Ends": In *Re Cincinnati Radiation* Litigation and the Right to Bodily Integrity

Morris L. Hawk

Follow this and additional works at: <https://scholarlycommons.law.case.edu/caselrev>

 Part of the [Law Commons](#)

---

### Recommended Citation

Morris L. Hawk, *The "Kingdom of Ends": In Re Cincinnati Radiation Litigation and the Right to Bodily Integrity*, 45 Case W. Res. L. Rev. 977 (1995)

Available at: <https://scholarlycommons.law.case.edu/caselrev/vol45/iss3/8>

This Comments is brought to you for free and open access by the Student Journals at Case Western Reserve University School of Law Scholarly Commons. It has been accepted for inclusion in Case Western Reserve Law Review by an authorized administrator of Case Western Reserve University School of Law Scholarly Commons.

THE "KINGDOM OF ENDS":<sup>1</sup> *IN RE CINCINNATI*  
RADIATION LITIGATION AND THE RIGHT TO  
BODILY INTEGRITY

*The voluntary consent of the human subject is absolutely essential. This means that the person involved . . . should have sufficient knowledge and comprehension of the elements of the subject matter involved as to enable him to make an understanding and enlightened decision . . . . [T]here should be made known to him the nature, duration, and purpose of the experiment; the methods and means by which it is to be conducted; all inconveniences and hazards reasonably to be expected; and the effects upon his health and person which may possibly come from his participation in the experiment.*<sup>2</sup>

*It is desired that no document be released which refers to experiments with humans and might have adverse effects on public opinion or result in legal suits. Documents covering such work should be classified "secret."*<sup>3</sup>

I. INTRODUCTION

On May 24, 1960, research doctors at the Cincinnati General Hospital subjected J.W., an African-American man with cancer of the left tonsil, to a dose of whole-body radiation.<sup>4</sup> So began a

---

1. ALBERT CAMUS, *THE REBEL* 226 (1956).

2. *United States v. Brandt (The Medical Case)*, 2 Trials of War Criminals Before the Nuremberg Military Tribunal Under Control Council Law No. 10, 181 (1949) (judgment delivered on July 19, 1947).

3. Vicki Allen, *U.S. Radiation Test Secrecy Was Tied To PR, Not Security*, CHICAGO SUN-TIMES, December 16, 1994, at 36 (quoting 1947 memo from colonel with Atomic Energy Commission Corps of Engineers).

4. *General Hospital Radiation Experiments: A Chronology*, CINCINNATI ENQUIRER, April 11, 1994, at A4.

series of human radiation experiments at the hospital stretching almost eleven years, until May 19, 1971.<sup>5</sup> Funded by the Department of Defense, the experiments were undertaken to determine the effects of radiation on the combat-readiness of soldiers.<sup>6</sup> Specifically, the research doctors sought a "reliable, easy test for radiation damage"<sup>7</sup> which would aid the military in determining what amount of radiation exposure would reduce a soldier's "cognitive" and other central nervous system functions below a minimum level of effectiveness.<sup>8</sup>

The research team, headed by Dr. Eugene Saenger, subjected eighty-eight cancer patients to the experiments.<sup>9</sup> Although these patients suffered from inoperable cancer, all were deemed to be in "reasonably good clinical condition."<sup>10</sup> For most, the radiation treatments substantially shortened their lives.<sup>11</sup> Ten died within forty days, the median patient died within four-and-one-half months, and the average patient survived six months.<sup>12</sup>

---

5. *Id.*

6. The Defense Atomic Support Agency ("DASA"), now known as the Defense Nuclear Agency, allocated \$651,000 to the research doctors at Cincinnati General Hospital throughout the eleven-year experiment. Tim Bonfield, *Radiation Testing: A Nation Investigates*, CINCINNATI ENQUIRER, April 20, 1994, at A1. The 1966 Report prepared for DASA by the researchers stated that "[p]sychological, hematological, metabolic, immunological and chromosomal findings [were] statistically analyzed and some implications concerning reduction in combat effectiveness of military personnel exposed to ionizing radiation [were] drawn." Plaintiffs' Second Amended Complaint at 24, *In re Cincinnati Radiation Litig.*, 874 F. Supp. 796 (S.D. Ohio 1995) (Case No. C-1-94-126) [hereinafter Plaintiffs' Second Amended Complaint] (quoting from the 1966 Report). By exposing human subjects to single doses of whole or partial body radiation, the research doctors sought to determine the effect of radiation on the "cognitive or other functions mediated through the central nervous system." *Id.*

7. *General Hospital Radiation Experiments: A Chronology*, *supra* note 4, at A4.

8. Plaintiffs' Second Amended Complaint, at 24.

9. Paul Barton, *Deadly Exposure: General Hospital's Atomic Secrets*, CINCINNATI ENQUIRER, July 29, 1994, at B2.

10. Plaintiffs' Second Amended Complaint, at 24.

11. The staff of the federal Advisory Committee on Human Radiation Experiments, which President Clinton appointed to review Cold War experiments, characterized the Cincinnati experiments as "bad science" and determined that the radiation exposures led to quicker deaths "than [the patients] would [have] otherwise realize[d]." Paul Barton, *Saenger's UC Patients Not Told Of Risk, Panel Says*, CINCINNATI ENQUIRER, November 15, 1994, at A1. In a presentation before the American Roentgen Ray Society on October 8, 1972, Dr. Saenger himself admitted that the radiation experiments might have caused premature deaths. *General Hospital Radiation Experiments: A Chronology*, *supra* note 4, at A4.

12. Plaintiffs' Second Amended Complaint, at 9-19. One of the class action patients, not included in these calculations, survived the experiments because of a bone marrow transplant from her twin sister. *Id.* at 18.



Most importantly, the patients were informed of neither the risk of death from the radiation experiments nor the likely side effects resulting from exposure.<sup>13</sup> They were not even told they were participating in an experiment. For the first five years of the experiment, patients were told simply that the treatment would help their sickness.<sup>14</sup> Written consent forms were used after 1965 but the forms stated only that the patient was participating in a "scientific investigation" that would advance medicine and help mankind.<sup>15</sup> Simply put, at no point during the eleven-year experiment did the patients know what was happening to them.

Until February 3, 1994, their families were also kept in the dark about the nature of the experiments and the patients' participation in them. Then, the *Cincinnati Enquirer* identified one participant in the radiation experiments, John "Joseph" Mitchell.<sup>16</sup> Soon thereafter, the paper identified thirty-four others.<sup>17</sup> Deluged by phone calls, the University of Cincinnati Medical Center eventually confirmed the existence of the experiment and the involvement of thirty-eight patients.<sup>18</sup>

On February 17, 1994, the first proposed class action suit was filed<sup>19</sup> against the research doctors individually,<sup>20</sup> the University of Cincinnati, and the City of Cincinnati<sup>21</sup> in Federal District Court for the Southern District of Ohio. After three more suits were filed, the plaintiffs consolidated their claims.<sup>22</sup> The class action plaintiffs, on behalf of the eighty-eight patients,<sup>23</sup> asserted

---

13. *Id.* at 26-27.

14. *Id.*

15. *Id.*

16. Tim Bonfield, *Wait for Truth Pains Daughter*, CINCINNATI ENQUIRER, February 3, 1994, at A1.

17. *General Hospital Radiation Experiments: A Chronology*, *supra* note 4, at A4.

18. *Id.*

19. *Id.*

20. The individual defendants are Drs. Eugene L. Saenger, Edward B. Silberstein, Bernard S. Aron, Harry Horwitz, James G. Kereiakes, Harold Perry, Ben I. Friedman, Thomas Wright, I-wen Chen, Robert L. Kunkel, Louis A. Gottschalk, Theodore H. Wold, Golding G. Gleser, Warren O. Kessler, and Myron I. Varon. Plaintiffs' Second Amended Complaint, at 5-6.

21. *Id.* at 5.

22. *Id.*

23. The named plaintiffs are Gregory Shuff on behalf of Irene Shuff, Gloria Nelson on behalf of Amelia Jackson, Katie Cruus on behalf of Louise Richmond, Joyce Slover on behalf of Geneva Snow, Elyse Felrup on behalf of Rose Strohm, Mary Ann Houchins on behalf of John Stillwell, Peggy Carbona on behalf of John Edgar Webster, Lillian Pagano on behalf of Maude Jacobe, Zettie Smith on behalf of Lillie Wright, Otisteen Goodwin on behalf of Estella Goodwin, Clifford Tidwell on behalf of James Tidwell, Joseph Kahr on

that the defendants violated the patients' right to substantive and procedural due process of law, their right to equal protection under the law, their right to privacy, and their right to access to the courts.<sup>24</sup> Additionally, the plaintiffs alleged the violation of 42 U.S.C. § 1985<sup>25</sup> and 42 U.S.C. § 2011,<sup>26</sup> the violation of an implied right of action arising from a Defense Department directive requiring compliance with the Nuremberg Code,<sup>27</sup> a *Bivens* claim,<sup>28</sup> and various pendent state claims.<sup>29</sup>

---

behalf of Margaret Bacon, Catherine O. Hager on behalf of Joseph J. Mitchell, James Nicholas on behalf of Mary Hampton Singleton, Lottie Wallace on behalf on Rosa Hayes, Charles Davis on behalf of Charles Davis, Herbert L. Varin on behalf of Nina Cline, Bertha Jungnickel on behalf of David Jungnickel, Lucien Bernard on behalf of Joseph P. Larkins, Cyida C. Dudley on behalf of Booker T. Law, Doris Baer on behalf of Gertrude Newell, Clarence Bunch on behalf of Franklin Bunch, Gregory Plair on behalf of Beatrice Plair, Roberta Cure on behalf of Minnie Mae Johnson, Audrey Figgs on behalf of Maggie Mitchell, Barbara Ann Mathis on behalf of Lula Tarlton, Willa Woodson on behalf of Willie Williams, Deborah Kramer on behalf of Louis Romine, Donna White Christy, Viola Reid on behalf of Mary Laws, Wanda Mattingly on behalf of Flonnie Wells, James Wilson on behalf of Necie Wilson, and Robert Conyers on behalf of Elizabeth Conyers. Plaintiffs' Second Amended Complaint, at 1-5.

24. *Id.*

25. *Id.* at 41-42.

26. *Id.* at 42-43.

27. *Id.* at 52-56. The Nuremberg Code was formulated by the Nuremberg Tribunal after World War II. The Code was articulated in a court opinion judging 23 Nazi physicians guilty of "crimes against humanity" for their experimentation on humans during the war. *United States v. Brandt (The Medical Case)*, 2 *Trials of War Criminals Before the Nuremberg Military Tribunal Under Control Council Law No. 10*, 181 (1949). The first provision in the Code states:

The voluntary consent of the human subject is absolutely essential. This means that the person involved should have legal capacity to give consent; should be so situated as to be able to exercise free power of choice, without the intervention of any element of force, fraud, deceit, duress, over-reaching, or other ulterior form of constraint or coercion; and should have sufficient knowledge and comprehension of the elements of the subject matter involved as to enable him to make an understanding and enlightened decision. This latter element requires that before the acceptance of an affirmative decision by the experimental subject there should be made known to them the nature, duration, and purpose of the experiment; the method and means by which it is to be conducted; all inconveniences and hazards reasonably to be expected; and the effects upon his health or person which may possibly come from his participation in the experiment.

The duty and responsibility for ascertaining the quality of the consent rests upon each individual who initiates, directs or engages in the experiment. It is a personal duty and responsibility which may not be delegated to another with impunity.

*Id.* at 181-82.

28. A *Bivens* claim is a cause of action for damages arising from a federal official's unconstitutional conduct. *Bivens v. Six Unknown Names Agents of the Fed. Bureau of*

On June 2, 1994, the individual defendants moved to dismiss the suit.<sup>30</sup> They claimed that they enjoyed qualified immunity with respect to the § 1983 claims and alleged that the plaintiffs failed to properly assert the necessary elements of a claim under 42 U.S.C. § 1985 or 42 U.S.C. § 2011.<sup>31</sup> After arguments on the motion, District Court Judge Sandra Beckwith denied the motion to dismiss as to the § 1983 and § 1985 claims but dismissed the plaintiffs' claims under 42 U.S.C. § 2011 and the implied right of action.<sup>32</sup>

This Comment will focus on the asserted substantive due process claim under § 1983—namely, that the defendants violated the patients' right to bodily integrity by subjecting them to the radiation experiments without obtaining their informed consent.<sup>33</sup> First, not only is the right to bodily integrity of central importance in this case, but it also stands as the paradigmatic inquiry by which similar Cold War human experiments must be judged.<sup>34</sup> Second,

---

Narcotics, 403 U.S. 388, 388 (1971). In *In re Cincinnati Radiation Litigation*, the plaintiffs brought this claim against Drs. Kessler and Varon, who oversaw the radiation experiments for the Department of Defense. Plaintiffs' Second Amended Complaint, at 42.

29. Plaintiffs assert claims for relief for abnormally dangerous activity, medical malpractice, negligence, negligent infliction of emotional distress, intentional or reckless infliction of emotional distress, battery, and fraud. Plaintiffs' Second Amended Complaint, at 44-51.

30. Motion to Dismiss on Behalf Of Defendants Saenger, Silberstein, Aron, Horwitz, Kereiakes, Perry, Friedman, Kunkel, and Gleser, *In re Cincinnati Radiation Litig.*, 874 F. Supp. 796 (S.D. Ohio 1995) (Case No. C-1-94-126) [hereinafter Motion to Dismiss on Behalf of Defendants].

31. *Id.* at 1-2. Arguing that the plaintiffs stated no cognizable federal claims, the defendants also moved to dismiss the supplemental state claims under Rule 12(b)(1) for lack of subject matter jurisdiction. *Id.* at 1.

32. *In re Cincinnati Radiation Litig.*, 874 F. Supp. at 801.

33. Plaintiffs' Second Amended Complaint, at 41-2; Plaintiffs' Memorandum in Opposition to Individual Defendants' Motion to Dismiss, at 11-26, *In re Cincinnati Radiation Litig.*, 874 F. Supp. 796 (S.D. Ohio 1995) (No. C-1-94-126) [hereinafter Plaintiffs' Memorandum in Opposition].

34. The Department of Energy and its forerunner, the Atomic Energy Commission, alone conducted 154 Cold War radiation experiments on 9000 people. Gary Lee, *U.S. Energy Agency Radiation Involved 9,000, Study Says*, WASHINGTON POST, February 10, 1995, at A13 (citing *Human Radiation Experiments, the Department of Energy Roadmap to the Story and the Records*, a Department of Energy study). These included mental patients in San Francisco who were given doses of iodine 131 to determine its effects on their thyroid glands, infants with respiratory problems who were given blood mixed with chromium 50 at Vanderbilt University, and 18 people aged 6 to 50, some completely healthy, who were given milk laced with radioactive iodine at the University of Rochester in 1963. *Id.* One of the children in this experiment developed thyroid cancer. *Id.* From 1960 to 1970, prisoners at the Oregon State Prison had their testicles irradiated to determine the effects of radiation on U.S. astronauts. Gary Lee, *Prisoner Irradiation Probed; Tests Were Among Riskiest Of Cold War Era*, WASHINGTON POST, November 20, 1994, at

the exploration of this right, in the context of the Cold War experiments, instructs us in the temptations and dangers of willful blindness. In one of history's many paradoxes, this Anglo-American right received its clearest expression, in the military tribunals of Nuremberg, at the same time that its proponents directed its most egregious infringement.

Part II of this Comment will examine in detail the district court's discussion of the right to bodily integrity.<sup>35</sup> Part III will then determine the validity of the court's holding in *In re Cincinnati Radiation Litigation* by looking to: 1) the current judicial decisions regarding the right to bodily integrity;<sup>36</sup> 2) the origins of this right in the Fifth and Fourteenth Amendments and its judicial development through 1972;<sup>37</sup> and, 3) the dictates of the Nuremberg Code.<sup>38</sup> This Comment concludes that the right to bodily integrity, far from being a novel constitutional claim, forms a central component of our substantive due process jurisprudence and that the defendants, by subjecting the plaintiffs to radiation experiments without their consent, clearly violated this right.<sup>39</sup>

## II. *IN RE CINCINNATI RADIATION LITIGATION*

In their motion to dismiss, the defendants asserted that they were entitled to qualified immunity from the plaintiffs' § 1983 claims.<sup>40</sup> With respect to the substantive due process claim specifi-

---

A1. Radiation experiments similar to those performed at Cincinnati General Hospital occurred at 38 institutions nationwide. Barton, *supra* note 9, at B1. In a particularly egregious experiment, currently the subject of litigation, plaintiffs allege that research doctors at Vanderbilt University Hospital fed 829 pregnant women a tracer dose of radioactive iron and then followed up to determine the morbidity and mortality experiences of the mothers and their children. *Craft v. Vanderbilt Univ.*, No. 3:94-0090, (M.D. Tenn. December 22, 1994). The Department of Defense, which funded the Cincinnati experiments, has yet to declassify all of its files regarding radiation experiments. Lee, *supra*, at A13.

35. See *infra* notes 40-120 and accompanying text.

36. See *infra* notes 121-128 and accompanying text.

37. See *infra* notes 129-158 and accompanying text.

38. See *infra* notes 159-164 and accompanying text.

39. See *infra* part IV.

40. Motion to Dismiss on Behalf of Defendants, at 1. The doctrine of qualified immunity shields public officials from liabilities as long as their "actions could reasonably have been thought consistent with the rights they are alleged to have violated." *Anderson v. Creighton*, 483 U.S. 635, 638 (1987). Designed to strike a balance "between the interests in vindicating of citizens' constitutional rights and in public officials' effective performance of their duties," *Davis v. Sherer*, 468 U.S. 183, 195 (1984), qualified immunity extends protection to the conduct of public officials unless: 1) the conduct at issue was outside the scope of their discretionary functions or 2) the right alleged to be violated

cally, they argued: 1) that the defendants, as "publicly employed physicians," acted within the scope of their discretionary duties in conducting the radiation experiments;<sup>41</sup> 2) that the plaintiffs failed to allege the violation of substantive due process under current law;<sup>42</sup> and, 3) that the contours of the right to bodily integrity were not "clearly established" at the time of the radiation experiments so that the defendants would understand that they were violating the plaintiffs' rights.<sup>43</sup>

In denying the defendants' motion to dismiss, the district court rejected the defendants' assertions and affirmed the Fourteenth Amendment's protection of the right to bodily integrity. The court characterized the substantive due process claim as the right to be free from "nonconsensual invasive medical experimentation by state actors."<sup>44</sup> Under current law, it found a clear expression of this right in a line of cases culminating in *Washington v. Harper*, which recognized that "the forcible injection of medication into a nonconsenting person's body represents a substantial interference with that person's liberty."<sup>45</sup> Referring to the principles of liberty and autonomy implicit in the Constitution, the judicial development of substantive due process, and the common law informed consent doctrine, the court further held that this right was "clearly established" at the time of the radiation experiments.<sup>46</sup>

---

was clearly established at the time of conduct. *Anderson*, 483 U.S. at 640. In order for a right to be "clearly established," the "contours of the right must be sufficiently clear that a reasonable official would understand that what he is doing violates that right." *Id.* A court in the Sixth Circuit relies on decisions of the Supreme Court, courts of its own circuit, and the highest state court in which its sits to determine whether the right is clearly established. *Walton v. City of Southfield*, 995 F.2d 1331, 1336 (6th Cir. 1993).

41. Reply Memorandum in Support of the Individual Defendants' Motion to Dismiss, at 11, *In re Cincinnati Radiation Litig.*, 874 F. Supp. 796 (S.D. Ohio 1995) (Case No. C-1-94-126) [hereinafter Defendants' Reply Memorandum].

42. *Id.* at 3.

43. *Id.* at 8-12.

44. *In re Cincinnati Radiation Litig.*, 874 F. Supp. at 810.

45. *Id.* at 812-14. (quoting *Washington v. Harper* 494 U.S. 210, 229 (1990)). In support of its assertion, the court also cited *Riggins v. Nevada*, 504 U.S. 127 (1992) (holding that forced administration of antipsychotic medication during trial violated Fourteenth Amendment); *Youngberg v. Romeo*, 457 U.S. 307 (1991) (holding that the government has a duty to protect involuntarily committed mental patients from assault); *Winston v. Lee*, 470 U.S. 753 (1985) (holding that forcible incision into robbery suspect's chest to recover bullet was unreasonable under the Fourth Amendment absent compelling need); *Vitek v. Jones*, 445 U.S. 480 (1980) (holding that transfer to mental hospital with mandatory behavior modification treatment implicated liberty interests).

46. *In re Cincinnati Radiation Litig.*, 874 F. Supp. at 814-19. Most surprisingly, the court held that the defendants, in conducting the radiation experiments, exceeded the scope

### A. Current Law

In its analysis of currently applicable law, the court relied heavily on a line of prisoners' rights cases culminating in *Washington v. Harper*.<sup>47</sup> In *Washington*, the Supreme Court held that state prison officials could administer antipsychotic drugs to a prisoner against his will only if: 1) the prisoner posed a danger to himself and others, 2) the treatments were in his medical interest, and 3) the prisoner received adequate procedural safeguards.<sup>48</sup> Importantly, the Court in *Washington* explicitly recognized that the prisoner "possesse[d] a significant liberty interest in avoiding the unwanted administration of [the] drugs under the Due Process Clause of the Fourteenth Amendment."<sup>49</sup>

Analogizing the nonconsensual invasion in *Washington* to the radiation experiments, the district court held that the plaintiffs in *In re Cincinnati Radiation Litigation* possessed this same right to bodily integrity against nonconsensual medical invasions by the state.<sup>50</sup> Although the defendants had attempted to characterize the plaintiffs as "voluntary consumers of medical service," who could constitutionally "be forced to choose between leaving the hospital and accepting treatment,"<sup>51</sup> the court rejected this contention on two grounds. First, it held that it could not conclude before discovery that the plaintiffs, alleged to have been poor, were voluntary patients.<sup>52</sup> Second, the court held that the plaintiffs "never possessed knowledge sufficient to make [a] choice" between leaving or participating in the radiation experiments.<sup>53</sup> By misleading the plaintiffs as to the true nature of the experiments, the court stated that the defendants accomplished the equivalent of forcible seizure "through canard and deception."<sup>54</sup>

After establishing the plaintiffs' right to bodily integrity, the

---

of their discretionary duties and so did not even meet the threshold requirement for qualified immunity. The court, characterizing the defendants' delegated powers as "car[ing] for the sick and injured," held that the defendants "act[ed] as scientists interested in nothing more than assembling cold data for use by the Department of Defense." *Id.* at 814.

47. 494 U.S. 210 (1990).

48. *Id.* at 226-233.

49. *Id.* at 221-22.

50. *In re Cincinnati Radiation Litig.*, 874 F. Supp. at 812.

51. Defendants' Reply Memorandum at 11 (quoting *Rogers v. Okin*, 634 F.2d 650, 661 (1st Cir. 1980)).

52. *In re Cincinnati Radiation Litig.*, 874 F. Supp. at 811.

53. *Id.* at 812.

54. *Id.*

court then balanced this liberty interest against the state's interest in proceeding with the radiation experiments.<sup>55</sup> Reviewing *Winston v. Lee*,<sup>56</sup> *Washington*,<sup>57</sup> and *Schmerber v. California*,<sup>58</sup> the court determined that state infringements on a person's bodily integrity have been upheld only "on a showing of clear necessity, procedural regularity, and minimal pain."<sup>59</sup> The court could find none of these justifications in the radiation experiments.<sup>60</sup> By not obtaining their informed consent before subjecting the plaintiffs to the experiments, the defendants offered the plaintiffs no procedural safeguards such as the prisoner enjoyed in *Washington*.<sup>61</sup> Additionally, the defendants' invasive radiation experiments subjected the plaintiffs to severe pain and even death with no showing of medical necessity.<sup>62</sup> Therefore, the court held that, under current law, the plaintiffs had stated a cognizable substantive due process claim.<sup>63</sup>

### B. Clearly Established Right

In rejecting the second prong of the defendants' qualified immunity defense, the court next demonstrated that the right to bodily integrity was clearly established at the time of the radiation experiments.<sup>64</sup> It grounded the existence of this right in the principles of liberty and autonomy implicit in the Constitution,<sup>65</sup> the judicial development of substantive due process,<sup>66</sup> and the common law informed consent doctrine.<sup>67</sup> The court then delineated the con-

---

55. *Id.* at 813-14.

56. 470 U.S. 753 (1985).

57. 494 U.S. 210 (1990).

58. 384 U.S. 757 (1966).

59. *In re Cincinnati Radiation Litig.*, 874 F. Supp. 796, 813 (S.D. Ohio 1995) (Case No. C-1-94-126). In *Winston v. Lee*, 470 U.S. 753, 766 (1985), the Supreme Court held that absent a "compelling need," a state could not perform surgery on a robbery suspect simply to recover a bullet for evidentiary purposes. In *Washington v. Harper*, 494 U.S. 210, 216 (1990), the Supreme Court held that an administrative procedure in which a prisoner was informed of the prison's decision to administer antipsychotic drugs followed by a hearing where the prisoner could attend, bring evidence, and receive the assistance of a lay advisor provided the prisoner with the procedural regularity necessary to protect his liberty interest. Finally, in *Schmerber v. California*, 384 U.S. 757, 771 (1966) the Court upheld the nonconsensual administration of a blood test partly because it involved "virtually no risk, trauma, or pain" and was performed by a physician.

60. *In re Cincinnati Radiation Litig.*, 874 F. Supp. at 814.

61. *See supra* note 59 and accompanying text.

62. *In re Cincinnati Radiation Litig.*, 874 F. Supp. at 814.

63. *Id.*

64. *Id.* at 814-19.

65. *Id.* at 814-15.

66. *Id.* at 816.

67. *In re Cincinnati Radiation Litig.*, 874 F. Supp. 796, 816-17 (S.D. Ohio 1995)

tours of the right to bodily integrity<sup>68</sup> by examining the Supreme Court's treatment of nonconsensual invasive medical procedures in *Jacobson v. Massachusetts*,<sup>69</sup> *Skinner v. Oklahoma*,<sup>70</sup> *Rochin v. California*,<sup>71</sup> and *Schmerber v. California*.<sup>72</sup>

### 1. Origins

In its constitutional analysis, the court simply stated that "the plain language of the Constitution"<sup>73</sup> prevents government officials from "arbitrarily depriv[ing] unwitting citizens of their liberty and their lives."<sup>74</sup> The court buttressed its assertion by pointing to the primary position that individual autonomy occupied in the ideology of the Framers.<sup>75</sup> The court noted that the American revolutionaries always regarded "the exercise of coercive power by the sovereign [as] suspect"<sup>76</sup> and, with the Bill of Rights, explicitly sought to limit state power.<sup>77</sup> Further, the court relied upon Lockean philosophy which recognizes, as a central principle, "'a certain minimum area of personal freedom which must on no account be violated."<sup>78</sup>

As a lodestar for its substantive due process analysis, the court placed great emphasis on *Meyer v. Nebraska*'s<sup>79</sup> definition of "liberty" within the due process clause as including the right "to enjoy those privileges long recognized at common law as essential to the orderly pursuit of happiness by free men."<sup>80</sup> Citing *Ingraham v. Wright*,<sup>81</sup> the court identified one of these "historic liberties" as the "right to be free from . . . unjustified intrusions on personal security."<sup>82</sup> Then, analogizing the right to bodily integrity to the

---

(Case No. C-1-94-126).

68. *Id.* at 817-19.

69. 197 U.S. 29 (1905).

70. 316 U.S. 535 (1942).

71. 342 U.S. 165 (1952).

72. 384 U.S. 757 (1966).

73. *In re Cincinnati Radiation Litig.*, 874 F. Supp. 796, 815 (S.D. Ohio 1995) (Case No. C-1-94-126).

74. *Id.*

75. *Id.*

76. *Id.*

77. *Id.*

78. *In re Cincinnati Radiation Litig.*, 874 F. Supp. 796, 815 (S.D. Ohio 1995) (Case No. C-1-94-126) (quoting ISAIAH BERLIN, *FOUR ESSAYS ON LIBERTY* 124 (1969)).

79. 262 U.S. 390 (1923).

80. *Id.* at 399.

81. 430 U.S. 651 (1977).

82. *Id.* at 673.



recognized right to privacy in matters of procreation,<sup>83</sup> the court defined both as “constitutionally protected autonomy rights.”<sup>84</sup>

Finally, the court found support for the right to bodily integrity by looking to the common law doctrine of informed consent.<sup>85</sup> Although acknowledging that the usual remedy for failing to obtain informed consent lay in tort, the court recognized that the basis of the doctrine was the right of “[e]very human being . . . to determine what shall be done with his own body.”<sup>86</sup> The court then found that the defendants’ intentional violation of the informed consent doctrine infringed upon this right to self-determination and since this violation was achieved through the coercive power of the state, it necessarily implicated the Due Process Clause.<sup>87</sup>

## 2. Contours

After establishing the existence of the right to bodily integrity at the time of the radiation experiments, the court delineated the contours of that right by examining the Supreme Court’s treatment of nonconsensual invasive medical procedures in four cases stretching from 1905 to 1965.<sup>88</sup> By comparing the nonconsensual state invasions found permissible in these cases with those found impermissible, the court concluded that, because of the severe consequences of the radiation experiments, the defendants should have known that the experiments violated the plaintiffs right to bodily integrity.<sup>89</sup>

Through its analysis, the court determined that nonconsensual invasive medical procedures were permissible at the time of the radiation experiments only if the intrusions were “minor”<sup>90</sup> and necessary to fulfill a compelling state interest.<sup>91</sup> The court first looked to *Jacobson v. Massachusetts*<sup>92</sup> which recognized “a sphere within which the individual may assert the supremacy of his own

---

83. *In re Cincinnati Radiation Litig.*, 874 F. Supp. 796, 816 (S.D. Ohio 1995) (Case No. C-1-94-126).

84. *Id.*

85. *Id.* at 816-17.

86. *Id.* at 816 (quoting *Schloerndorff v. Society of New York Hosp.*, 105 N.E.2d 92, 93 (N.Y. 1914)).

87. *Id.* at 817.

88. *In re Cincinnati Radiation Litig.*, 874 F. Supp. 796, 817-19 (S.D. Ohio 1995) (Case No. C-1-94-126).

89. *Id.*

90. *Id.* at 819 (quoting *Schmerber v. California*, 384 U.S. 757, 771 (1966)).

91. *Id.* at 818 (quoting *Jacobson v. Massachusetts*, 197 U.S. 29, 33 (1905)).

92. 197 U.S. 29 (1905).

will”<sup>93</sup> against the state’s invasion of his bodily integrity but nevertheless upheld a Massachusetts statute mandating the compulsory vaccination of its adult population to prevent the spread of smallpox.<sup>94</sup> The district court was careful to point out that the *Jacobson* court only allowed this nonconsensual invasion because of the “imminent danger”<sup>95</sup> of a smallpox epidemic.<sup>96</sup> Additionally, it noted that *Jacobson* expressly declined to decide whether a compulsory vaccination which would “seriously impair [the] health”<sup>97</sup> of an individual would be similarly upheld.<sup>98</sup> The court then noted that *Schmerber v. California*,<sup>99</sup> decided sixty years later, echoed *Jacobson*’s ruling that an invasive medical procedure must be “minor” and performed “under stringently limited conditions.”<sup>100</sup>

In contrast, the court determined that the impermissible nonconsensual medical procedures involved “extremely invasive” procedures which “produced lasting side effects.”<sup>101</sup> In establishing these outside boundaries to the right to bodily integrity, the court cited *Rochin v. People of California*<sup>102</sup> and *Skinner v. State of Oklahoma*.<sup>103</sup> In so doing, the court placed great emphasis on *Rochin*’s “shocks the conscience”<sup>104</sup> standard. It held that, similar to the forcible stomach-pumping in *Rochin*,<sup>105</sup> the defendants’ subjection of unwitting cancer patients to the radiation experiments amounted to an “extremely invasive” procedure.<sup>106</sup> Further, like the sterilization of felons at issue in *Skinner*,<sup>107</sup> the radiation ex-

---

93. *Id.* at 33.

94. *Id.*

95. *Id.*

96. *In re Cincinnati Radiation Litig.*, 874 F. Supp. 796, 818 (S.D. Ohio 1995) (Case No. C-1-94-126).

97. *Jacobson v. Massachusetts*, 197 U.S. 29, 39 (1905).

98. *In re Cincinnati Radiation Litig.*, 874 F. Supp. at 818.

99. 384 U.S. 757 (1966).

100. *In re Cincinnati Radiation Litig.*, 874 F. Supp. at 819 (quoting *Schmerber v. California*, 384 U.S. 757, 771 (1966)).

101. *Id.*

102. 342 U.S. 165 (1952).

103. 316 U.S. 535 (1942).

104. *Rochin*, 342 U.S. at 172.

105. In *Rochin*, the police took a suspect to the hospital and forced the suspect, against his will, to have his stomach pumped in order to recover two tablets of a suspected illegal narcotic. *Id.* at 166.

106. *In re Cincinnati Radiation Litig.*, 874 F. Supp. 796, 819 (S.D. Ohio 1995) (Case No. C-1-94-126).

107. In *Skinner*, the Supreme Court overturned an Oklahoma statute that would have

periments "produced lasting side effects" such as "bone marrow failure" and premature death.<sup>108</sup> The court concluded that *Rochin* especially "sent an unmistakable message to government officials that needlessly severe intrusions of an individual's body, *even if that individual was a felon and stripped of most of his liberty*, were impermissible under the Due Process Clause."<sup>109</sup>

### C. Nuremberg Code

Finally the court recognized the dictates of the Nuremberg Code<sup>110</sup> as a cognizable standard of due process protection under the United States Constitution. In its analysis, the court relied on three separate grounds in deciding that the Code incorporated constitutional notions of due process. First, the court reviewed the history of the Nuremberg "Medical Case."<sup>111</sup> Noting that the case was tried by two American lawyers<sup>112</sup> before a panel of American judges,<sup>113</sup> the court suggested that constitutional due process standards must have played an implicit role in the tribunal's development of the standards necessary to ensure justifiable human experimentation.<sup>114</sup> Additionally, the court found the adoption of the guidelines of the Nuremberg Code by the Department of Defense and the National Institutes of Health to be further support of its

---

required the forced sterilization of repeat felony offenders. *Skinner*, 316 U.S. at 536.

108. *In re Cincinnati Radiation Litig.*, 874 F. Supp. at 819.

109. *Id.* at 818.

110. *Supra* note 27.

111. *Supra* note 27.

112. The prosecution team consisted of Supreme Court Justice Robert L. Jackson and Brigadier General Telford Taylor, a military attorney. *Photos and Exhibits, THE NAZI DOCTORS AND THE NUREMBERG CODE* 111 (George J. Annas & Michael A. Grodin eds., 1992).

113. The judges were Harold L. Sebring, justice of the Supreme Court of Florida; Walter B. Beals, justice of the Supreme Court of Washington; and Johnson T. Crawford, former justice of the Oklahoma District Court. *Id.* at 113.

114. *In re Cincinnati Radiation Litig.*, 874 F. Supp. 796, 821-22 (S.D. Ohio 1995) (Case No. C-1-94-126). Throughout the case, the American prosecutors emphasized the "fundamental and inescapable obligation of every physician under any known system of law not to perform a dangerous experiment without the subject's consent." Taylor, *Opening Statement of the Prosecution December 9, 1946, in THE NAZI DOCTORS AND THE NUREMBERG CODE*, *supra* note 112, at 89. The judges, charged with applying the "principles of the law of nations as they result from the usages established among civilized peoples, [and] from the laws of humanity," held that not only "moral and ethical," but also "legal concepts" mandated the consent of the subjects of human experimentation. *United States v. Brandt (The Medical Case)*, 2 Trials of War Criminals Before the Nuremberg Military Tribunal Under Control Council Law No. 10, 181 (1949).

constitutional significance.<sup>115</sup>

Lastly, the court cited Justice O'Connor's dissent in *United States v. Stanley*<sup>116</sup> as persuasive authority in this case. In *Stanley*, a former serviceman brought suit against the Army because, while in the service, he was secretly given dosages of LSD.<sup>117</sup> The Supreme Court held that Stanley could not obtain money damages from the Army on the grounds that his injuries "ar[ose] out of or were in the course of activity incident to service."<sup>118</sup> In dissent, O'Connor posited that "our Constitution's promise of due process of law guarantees" that individual's receive the protections elucidated in the Nuremberg Code.<sup>119</sup> The district court, noting that the plaintiffs in *In re Cincinnati Radiation Litigation* were citizens rather than soldiers, was convinced that O'Connor's dissent should control.<sup>120</sup>

### III. ANALYSIS

#### A. Current Law

The *In re Cincinnati Radiation Litigation* decision is solidly grounded in current law. *Washington v. Harper*<sup>121</sup> and its predecessors clearly recognize an individual's liberty interest in avoiding nonconsensual invasive medical procedures such as the radiation experiments performed upon the plaintiffs in this case.<sup>122</sup> Given the absence of any procedural safeguards to protect the plaintiffs and the severe injuries they suffered for no necessary medical reason, it also seems clear that the defendants can offer no compelling justification for their conduct.<sup>123</sup>

Additionally, although the *Washington* line of cases all involve incarcerated or involuntarily committed individuals,<sup>124</sup> the defendants' attempt to distinguish *In re Cincinnati Radiation Litigation* because of the supposed voluntary presence of the plaintiffs

---

115. *In re Cincinnati Radiation Litig.*, 874 F. Supp. at 821.

116. 483 U.S. 669 (1987).

117. *Id.* at 671.

118. *Id.* at 684.

119. *Id.* at 710 (O'Connor, J., dissenting).

120. *In re Cincinnati Radiation Litig.*, 874 F. Supp. 796, 822 (S.D. Ohio 1995) (Case No. C-1-94-126).

121. 494 U.S. 210 (1990).

122. See *supra* notes 47-54 and accompanying text.

123. See *supra* notes 55-63 and accompanying text.

124. See *supra* notes 47-49 and accompanying text.

in Cincinnati General Hospital simply ignores the fundamental requisites of informed consent. As an exercise of individual autonomy, informed consent requires that a person act: 1) intentionally;<sup>125</sup> 2) with an understanding of his or her action,<sup>126</sup> and; 3) free from controls that "rob the person of self-directedness."<sup>127</sup> Viewed from this perspective, the defendants in *In re Cincinnati Radiation Litigation* simply replaced the control restraints imposed by incarceration with control restraints effected through an intentional concealment of the risks associated with the radiation experiments. To the extent that this concealment deprived the plaintiffs of any true understanding of their situation, the defendants' conduct constituted an even more severe state invasion than that at issue in *Washington*.<sup>128</sup>

### B. Clearly Established Law

However, the crucial issue in *In re Cincinnati Radiation Litigation* is whether the right to be free from nonconsensual invasive medical procedures was clearly established at the time of the radiation experiments. To determine this, this Comment will examine the origins of the right to bodily integrity<sup>129</sup> and the contours of this right at the time of the experiments.<sup>130</sup>

#### 1. Origins

An examination of the Framers' intent in adopting the Fifth Amendment reveals the validity of the court's assertion that the plain language of the Due Process clause and the principles of liberty and autonomy implicit in the Constitution establish the substantive right to bodily integrity. For the drafters of the Constitution, the Bill of Rights was the "repository" of values traditionally granted Englishmen by the principles of the Magna Carta and "the Petition of Right."<sup>131</sup>

---

125. RUTH R. FADEN & TOM L. BEAUCHAMP, A HISTORY AND THEORY OF INFORMED CONSENT 238 (1986) (defining an intentional act as one of which the actor is the "author or agent").

126. *Id.* at 248.

127. *Id.* at 256.

128. In *Washington*, the prisoner at least was notified of the prison's intention to administer antipsychotic drugs. 494 U.S. 210, 216 (1990).

129. See *infra* notes 131-144 and accompanying text.

130. See *infra* notes 145-154 and accompanying text.

131. See A.E. Dick Howard, *Rights In Passage: English Liberties In Early America, in THE BILL OF RIGHTS AND THE STATES*, 3, 11 (Patrick P. Conley & John P. Kaminski eds., 1992.)

Fundamental among these was the right to personal security. In his *Commentaries*, Blackstone recognized this right, which he characterized as the protection of "a person's . . . enjoyment of his life, his limbs, his body, [and] his health . . . from such practices as may prejudice or annoy it," as part of "that residuum of natural liberty" upon which the government may not intrude.<sup>132</sup> Sir Edward Coke, as well, recognized the substantive protections arising from the Magna Carta's guarantee of "lawful judgment . . . [by] the law of the land."<sup>133</sup>

An examination of the debates leading up to the ratification of the Bill of Rights demonstrates the Framers' reliance on Blackstone's and Coke's formulation of due process rights and their enshrinement in the Fifth Amendment. Throughout the debates, echoes of Blackstone abound.<sup>134</sup> Richard Henry Lee argued for ratification in order to "secure . . . that residuum of human rights, which is not intended to be given up to society."<sup>135</sup> Another commentator stated that a Bill of Rights was essential to guard "against the invasion of those liberties which it is essential for us to retain."<sup>136</sup> Most tellingly, the language of the Fifth Amendment, itself, with its protection of "life, liberty, and property" mirrors Blackstone's formulation of natural rights.<sup>137</sup> Given this evidence, the court's argument that the right to bodily integrity received constitutional protection from the creation of the Fifth Amendment is compelling.<sup>138</sup>

The Supreme Court's longstanding recognition of autonomy rights and the common law informed consent doctrine both evi-

---

132. 1 WILLIAM BLACKSTONE, COMMENTARIES, \*129, \*134.

133. See Robert E. Riggs, *Substantive Due Process in 1791*, 1990 WIS. L. REV. 941, 958-963 (quoting chapter 39 of the Magna Carta).

134. *Id.* at 971 (citing evidence showing that Blackstone ranks second only to Montesquieu in "frequency of citation in American political writings published between 1760 and 1805").

135. *Richard Henry Lee to Governor Edmund Randolph: New York, 16 Oct. 1787*, reprinted in FEDERALISTS AND ANTIFEDERALISTS: THE DEBATE OVER THE RATIFICATION OF THE CONSTITUTION 152, 154 (John P. Kaminski & Richard Leffler eds., 1989).

136. AN OLD WHIG IV, *Philadelphia Independent Gazetteer*, 27 Oct. 1787, reprinted in FEDERALISTS AND ANTIFEDERALISTS: THE DEBATES OVER THE RATIFICATION OF THE CONSTITUTION, *supra* note 135, at 157, 159.

137. See A.E. Dick Howard, *THE ROAD FROM RUNNYMEDE: MAGNA CARTA AND CONSTITUTIONALISM IN AMERICA* 270 (1968)

138. In *Ingraham v. Wright*, the Supreme Court acknowledged that the Due Process Clause "was intended to give Americans at least the protection against governmental power that they had enjoyed as Englishmen against the power of the Crown." 430 U.S. 651, 672-73 (1977).

dence this substantive component in the Due Process Clause. From *Union Pacific Railway Co. v. Botsford*<sup>139</sup> to *Eisenstadt v. Baird*,<sup>140</sup> the Court has regarded "the right of every individual to the possession and control of his own person"<sup>141</sup> as one of those rights "essential to the orderly pursuit of happiness by free men."<sup>142</sup> The informed consent doctrine was developed to protect this same "premise of thorough-going self-determination"<sup>143</sup> stemming from the right to bodily integrity. Although the defendants attempted to attack this part of the court's holding on the grounds that the usual remedy for the violation of informed consent lies in tort, the court correctly points out that the presence of state action necessarily implicates the Constitution.<sup>144</sup> It is axiomatic that intentional state deprivation of the right to bodily integrity is one of the very things the Framers sought to prevent by incorporating the Fifth Amendment, and then the Fourteenth Amendment, into the Bill of Rights.

## 2. Contours

In determining whether the court in *In re Cincinnati Radiation Litigation* established the contours of the right to bodily integrity with sufficient particularity to defeat the defendants' qualified immunity defense, this Comment will examine: 1) the purpose of the qualified immunity doctrine, and 2) the history of the right to bodily integrity.

As an initial matter, it must be remembered that the qualified immunity doctrine is not a creation of statute or a constitutional guarantee; it is simply a pragmatic judicially-created compromise balancing the conflicting goals of protecting individual rights and ensuring governmental effectiveness.<sup>145</sup> The qualified immunity doctrine seeks to encourage officials to exercise freely their discretionary functions without fear of suit for every mistake in judg-

---

139. 141 U.S. 250 (1891).

140. 405 U.S. 438, 453 (1972) (stating that "if the right or privacy means anything, it is the right of the individual . . . to be free from unwarranted governmental intrusions into matters so fundamentally affecting a person as the decision whether to bear or beget a child).

141. *Union Pacific Railway*, 141 U.S. at 251.

142. *Meyer v. Nebraska*, 262 U.S. 390, 399 (1923).

143. *Natanson v. Klein*, 350 P.2d 1093, 1104 (Kan. 1960).

144. See *supra* notes 85-87 and accompanying text.

145. See, e.g., *Davis v. Sherer*, 486 U.S. 183, 195 (1984).

ment.<sup>146</sup> Additionally, it aims to avoid needless litigation expenses and ensure that competent, qualified people enter government.<sup>147</sup> Only to the extent that these goals are fostered does the qualified immunity doctrine retain its validity.

In *In re Cincinnati Radiation Litigation*, none of these policies would be served by shielding the defendants from liability. First, finding the defendants liable for their violation of the plaintiffs' bodily integrity would not discourage officials from exercising their discretionary functions. Informed consent is now required from all human subjects in clinical studies. Unlike Fourth Amendment decisions which have the potential to alter the behavior of the nation's law enforcement officers, a finding of liability in this case would not place upon present officials any more duties than they already have. For the same reason, denying the defendants qualified immunity would also do little to increase the costs of litigation in this area nor would it divert "official energy from pressing public issues"<sup>148</sup> since the alleged conduct ended twenty-three years ago.

Second, the nature of the right to bodily integrity militates against an overly "fact-specific" approach to determining whether the defendants violated a clearly established right.<sup>149</sup> The Anglo-American legal tradition recognized the fundamentality of the right to bodily integrity<sup>150</sup> long before the state acquired either the means or the motivation to infringe upon it through invasive medical procedures. Only with the growth of industrial urban areas and the development of modern medicine did the "health and physical well-being of the population [become] . . . one of the essential objectives of political power."<sup>151</sup> Before this time, the state simply did not concern itself with imposing the structures of medicine upon its people.<sup>152</sup> This does not mean that the right to bodily integrity did not exist but only that, in the context of invasive medical procedures, its intersection with state power did not occur until the late nineteenth and early twentieth century.

---

146. See, e.g., *Harlow v. Fitzgerald*, 457 U.S. 800, 814 (1982).

147. *Id.*

148. *Id.* at 813.

149. *Anderson v. Creighton*, 483 U.S. 635, 641 (1987) (holding that qualified immunity requires an "objective (albeit fact-specific)" inquiry whether a reasonable official would know, "in light of clearly established law," that his conduct was unlawful).

150. See *supra* notes 131-138 and accompanying text.

151. MICHEL FOUCAULT, *POWER/KNOWLEDGE: SELECTED INTERVIEWS AND OTHER WRITINGS 1972-1977*, 169-70 (1980).

152. *Id.* at 166-82.



Consequently, requiring the plaintiffs to show that the right to bodily integrity at the time of the radiation experiments was as particularized as, for example, the Fourth Amendment right to be free from "unreasonable searches and seizures"<sup>153</sup> would simply place an undue burden upon them.<sup>154</sup> From this historical perspective, then, the recognition of an individual's right to bodily integrity against invasive state medical procedures in *Jacobson v. Massachusetts*<sup>155</sup> and the boundaries on this right developed in *Skinner*,<sup>156</sup> *Rochin*,<sup>157</sup> and *Schmerber*<sup>158</sup> sufficiently particularize the right to bodily integrity for the purposes of defeating the defendants' qualified immunity defense.

### C. Nuremberg Code

The court's recognition of the Nuremberg Code as a cognizable standard for due process protection logically follows from the natural law origins of the right to bodily integrity. Faced squarely with the issue of what standards were applicable, the Nuremberg Court looked to "the principles of the law of nations as they result from the usages established among civilized peoples [and] from the laws of humanity"<sup>159</sup> Like Blackstone, the justices found the right of bodily integrity to be one of those rights essential to the concepts

---

153. U.S. CONST. amend. IV.

154. Pervasive state control of the health of its citizens through legally imposed medical policies and programs has only developed since the turn of the century. In contrast, the police function has, from the inception of Anglo-American society, been performed by the state. FOUCAULT, *supra* note 151, at 170 (stating "that from the heart of the Middle Ages [the state has] traditionally exercised two great functions: that of war and peace . . . and that of the arbitration of lawsuits and punishments of crimes, which it ensured through its control of judicial functions."). In addition, the defendants in *In re Cincinnati Radiation Litigation* simply were not faced with the sort of decision at issue in *Anderson v. Creighton*. *Anderson* concerned the reasonableness of a police search under the Fourth Amendment. 483 U.S. 635, 637 (1987). Police officers must determine in a matter of moments whether a specific situation justifiably triggers probable cause. Therefore, to ensure sufficient discretionary freedom, it is arguably necessary to use a more fact-specific approach to determine whether their actions violate clearly established law. *Id.* at 641. In contrast, the defendants in this case carefully planned and executed a research protocol in an atmosphere informed by *Jacobson v. Massachusetts*, *Rochin v. California*, and the Nuremberg Code. *In re Cincinnati Radiation Litig.*, 874 F. Supp. 796, 817-22 (S.D. Ohio 1995) (Case No. C-1-94-126).

155. 197 U.S. 29 (1905).

156. 316 U.S. 535 (1942).

157. 342 U.S. 165 (1952).

158. 384 U.S. 757 (1966).

159. *United States v. Brandt (The Medical Case)*, 2 Trials of War Criminals Before the Nuremberg Military Tribunal Under Control Council Law No. 10, 181 (1949).

of free government, a right that humans inherently possess. To protect that right, the court decreed that "the voluntary consent of the human subject [in human experimentation] is absolutely essential."<sup>160</sup>

More importantly for the purposes of *In re Cincinnati Radiation Litigation*, the Nuremberg Code served notice to the world that informed consent was an essential legal requirement of human experimentation. Given the infamy of the trials, no doctor conducting human experimentation could have been unaware of the requirement of informed consent. The defendants in this case, especially, had to be aware of its requirement. After the Nuremberg judgment, the Secretary of Defense issued a directive requiring that human experimentation under the Department's auspices proceed only under the dictates of the Code.<sup>161</sup> In the years thereafter, the World Medical Association and the National Institutes of Health ("NIH") issued similar guidelines.<sup>162</sup> In fact, toward the end of the radiation experiments, the NIH refused to fund them because of ethical concerns<sup>163</sup> and the defendants sought funding elsewhere. An internal memorandum drafted by a medical ethicist at Cincinnati General Hospital which raised similar ethical concerns<sup>164</sup> was also ignored. This evidence clearly demonstrates that the defendants conducted the experiments in an atmosphere of willful blindness, if not conscious repudiation, of the dictates of the Nuremberg Code.

---

160. *Id.*

161. Paul Barton, *Memo May Contradict Pentagon: Note Puts Researchers Under Consent Policy*, CINCINNATI ENQUIRER, July 24, 1994, at B1.

162. *In re Cincinnati Radiation Litig.*, 874 F. Supp. 796, 821 (S.D. Ohio 1995) (Case No. C-1-94-126) (quoting *Handbook On The Utilization of Normal Volunteers In The Clinical Center*, Section 3.06, p. 10 (1961)). The NIH guidelines state that their "rigid safeguards . . . are based on the so-called 'ten commandments' of human medical research which were adopted at the Nuremberg War Crimes Trials." *Id.*

163. Bonfield, *supra* note 6, at A1. An internal memo written by the chairman of the University of Cincinnati's faculty committee on research stated that the NIH rejected funding for the radiation experiments in 1969 because it "questioned the acceptability of the consent form." *Id.*

164. In 1967, a member of the University of Cincinnati faculty medical ethics committee recommended in a confidential memo that the radiation experiments end. *General Hospital Radiation Experiments: A Chronology*, *supra* note 4, at A4.

## IV. CONCLUSION

The specter of Nuremberg, of Naziism, should never be carelessly raised and, in this case, it would be unjust to equate the motives of the defendants in this case with those of the Nazi doctors. The defendants most likely believed that, at the same time they were furthering the purposes of the state, they were offering the plaintiffs a last, risky chance at survival that they otherwise could not afford. However, the defendants' bodies were not irradiated so *their* motivations were not at issue; only the plaintiffs should have determined whether that last, risky chance was worth taking. By concealing the nature of the radiation experiments from the plaintiffs, the defendants denied them that right.

In *In re Cincinnati Radiation Litigation*, Judge Beckwith has correctly determined that this conduct violated the most basic of our natural rights and the most fundamental of our constitutional liberties, the right to bodily integrity. She also has correctly concluded that the judicially-created doctrine of qualified immunity cannot be used to shield the defendants from liability.

However, *In re Cincinnati Radiation Litigation* has significance beyond simply redressing the wrongs perpetrated upon the class action plaintiffs from 1960 to 1972. It represents the first step in acknowledging the wrongs done to thousands of American citizens throughout the course of the Cold War. With the initiation of this case and the opening of the government's files concerning human experimentation, one hopes that the nation will face the hypocrisy that could brand an enemy's conduct a barbarity yet view its own as a necessary expediency—that this will be a lesson learned. One cannot help but notice, however, that when the files were finally opened, the Cold War was over.

MORRIS L. HAWK\*

---

\* I would like to thank Eleanor Metzger for her helpful editorial comments and the Law Review staff for their help with my slipshod blue-booking. Finally, I would like to thank Robert Newman and Lisa Meeks for providing me with the various motions memoranda filed by the parties and, most importantly, for giving me the opportunity to work on this case.



**From:** [Christina Wilson](#)  
**To:** [Amanda Nolan](#)  
**Subject:** Verizon Antennas  
**Date:** Monday, July 02, 2018 4:06:38 PM

---

Dear Planning Commission,

It is imperative that our city upgrade its cellular infrastructure. When we have a lot of tourists in town, which we hope is the better part of the year, cell service suffers. Calls home and to spouses to arrange and coordinate child care up are hampered.

KCRA has reported on the problems of getting through to emergency responders. ["Here's why dialing 9-1-1 is a problem in Lake Tahoe"](#) I don't want to even think about what would happen in a broad emergency situation in our area - the potential public safety implications are too tragic to contemplate.

If we want to be a world class destination, it is our responsibility to provide at least passable telecommunications infrastructure - I would prefer to do better than that.

The current situation however is untenable. I urge you to approve these additional antennas as a first step to encouraging better communications infrastructure in our city.

Christy Wilson  
South Lake Tahoe, CA

FILED  
Secretary of State  
State of California  
JAN 27 2015



State of California  
Secretary of State

S

Statement of Information

(Domestic Stock and Agricultural Cooperative Corporations)  
FEES (Filing and Disclosure): \$25.00.

46  
BX

If this is an amendment, see instructions.

IMPORTANT - READ INSTRUCTIONS BEFORE COMPLETING THIS FORM

1. CORPORATE NAME

WILSON PUBLIC AFFAIRS, INC.

26/25/PC

2. CALIFORNIA CORPORATE NUMBER  
C3633759

This Space for Filing Use Only

No Change Statement (Not applicable if agent address of record is a P.O. Box address. See instructions.)

3. If there have been any changes to the information contained in the last Statement of Information filed with the California Secretary of State, or no statement of information has been previously filed, this form must be completed in its entirety.

If there has been no change in any of the information contained in the last Statement of Information filed with the California Secretary of State, check the box and proceed to Item 17.

Complete Addresses for the Following (Do not abbreviate the name of the city. Items 4 and 5 cannot be P.O. Boxes.)

4. STREET ADDRESS OF PRINCIPAL EXECUTIVE OFFICE  
1718 CAPITOL AVENUE CITY SACRAMENTO, CA STATE CA ZIP CODE 95811

5. STREET ADDRESS OF PRINCIPAL BUSINESS OFFICE IN CALIFORNIA, IF ANY  
1718 CAPITOL AVENUE CITY SACRAMENTO, CA STATE CA ZIP CODE 95811

6. MAILING ADDRESS OF CORPORATION, IF DIFFERENT THAN ITEM 4 CITY STATE ZIP CODE

Names and Complete Addresses of the Following Officers (The corporation must list these three officers. A comparable title for the specific officer may be added; however, the preprinted titles on this form must not be altered.)

7. CHIEF EXECUTIVE OFFICER/  
CHRISTINA L. WILSON ADDRESS 1718 CAPITOL AVENUE CITY SACRAMENTO, CA STATE CA ZIP CODE 95811

8. SECRETARY  
CHRISTINA L. WILSON ADDRESS 1718 CAPITOL AVENUE CITY SACRAMENTO, CA STATE CA ZIP CODE 95811

9. CHIEF FINANCIAL OFFICER/  
CHRISTINA L. WILSON ADDRESS 1718 CAPITOL AVENUE CITY SACRAMENTO, CA STATE CA ZIP CODE 95811

Names and Complete Addresses of All Directors, Including Directors Who are Also Officers (The corporation must have at least one director. Attach additional pages, if necessary.)

10. NAME  
CHRISTINA L. WILSON ADDRESS 1718 CAPITOL AVENUE CITY SACRAMENTO, CA STATE CA ZIP CODE 95811

11. NAME ADDRESS CITY STATE ZIP CODE

12. NAME ADDRESS CITY STATE ZIP CODE

13. NUMBER OF VACANCIES ON THE BOARD OF DIRECTORS, IF ANY: NONE

Agent for Service of Process If the agent is an individual, the agent must reside in California and Item 15 must be completed with a California street address, a P.O. Box address is not acceptable. If the agent is another corporation, the agent must have on file with the California Secretary of State a certificate pursuant to California Corporations Code section 1505 and item 15 must be left blank.

14. NAME OF AGENT FOR SERVICE OF PROCESS  
CINNAMON & DOBASHI, INC. C 206 3856

15. STREET ADDRESS OF AGENT FOR SERVICE OF PROCESS IN CALIFORNIA, IF AN INDIVIDUAL CITY STATE ZIP CODE CA

Type of Business

16. DESCRIBE THE TYPE OF BUSINESS OF THE CORPORATION  
PUBLIC RELATIONS

17. BY SUBMITTING THIS STATEMENT OF INFORMATION TO THE CALIFORNIA SECRETARY OF STATE, THE CORPORATION CERTIFIES THE INFORMATION CONTAINED HEREIN, INCLUDING ANY ATTACHMENTS, IS TRUE AND CORRECT.

1/23/15

SUNNY D. DOBASHI

AGENT

DATE

TYPE/PRINT NAME OF PERSON COMPLETING FORM

TITLE

SIGNATURE