

---



---

# LANKESTERIANA

---



---

VOL. 15, No. 3

DECEMBER 2015

<b>A new species of <i>Selenipedium</i> (Orchidaceae: Cyripedioideae) from Ecuador</b> PHILLIP CRIBB and ANDRE SCHUITEMAN .....	179
<b>A new natural hybrid of <i>Broughtonia</i> (Orchidaceae) from Cuba</b> ERNESTO MÚJICA, ELAINE GONZÁLEZ, JOSÉ L. BOCOURT, ESTHER L. SANTA CRUZ and J. M. DÍAZ .....	183
<b>Orquídeas de Bolivia y Perú, novedades taxonómicas I (Pleurothallidinae)</b> IVÁN JIMÉNEZ PÉREZ .....	187
<b>Riqueza de la familia Orchidaceae en la zona de visitantes del Parque Nacional Cerro Azul Meámbar de Honduras</b> KLAUS W. WIESE .....	205
<b>A colorful new species of <i>Neoreophilus</i> (Orchidaceae: Pleurothallidinae) from the eastern Andes of Colombia and Ecuador</b> SEBASTIÁN VIEIRA-URIBE and LOU JOST .....	213
<b>A new checklist of orchid species from Cuba</b> ERNESTO MÚJICA and ELAINE GONZÁLEZ .....	219
<b>Reviewers of the manuscripts submitted to Lankesteriana, vol. 12–15</b> .....	271
<b>Books</b> .....	273
<b>Author instructions</b> .....	277



# LANKESTERIANA

INTERNATIONAL JOURNAL ON ORCHIDOLOGY

Copyright © 2015 Lankester Botanical Garden, University of Costa Rica

Effective publication dates ISSN 2215-2067 (electronic): September 8 - December 17, 2015 (specific dates recorded on the title page of each individual paper)

Effective publication date ISSN 1409-3871 (printed): December 30, 2015

Layout: Jardín Botánico Lankester.

Cover: *Broughtonia cubensis*. Photographed by Franco Pupulin.

Printer: MasterLitho.

Printed copies: 500

Printed in Costa Rica / Impreso en Costa Rica

R Lankesteriana / International Journal on Orchidology  
No. 1 (2001)-- . -- San José, Costa Rica: Editorial  
Universidad de Costa Rica, 2001--

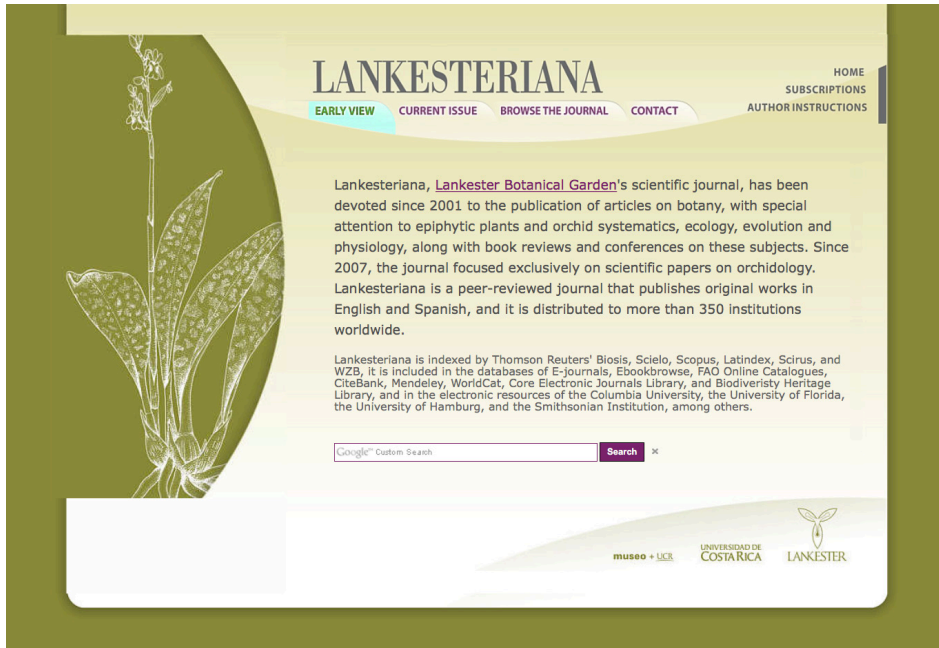
v.

ISSN-1409-3871

1. Botánica - Publicaciones periódicas, 2. Publicaciones  
periódicas costarricenses



Visit LANKESTERIANA webpage at  
**www.lankesteriana.org**  
mirrored at <http://revistas.ucr.ac.cr/index.php/lankesteriana>



Originally devoted to the publication of articles on general botany, with special attention to epiphytic plants and orchid systematics, ecology, evolution and physiology, along with book reviews and conferences on these subjects, since 2007 LANKESTERIANA focuses exclusively on scientific orchidology.

A peer-reviewed journal that publishes original works in English and occasionally in Spanish, LANKESTERIANA is distributed to more than 350 libraries and institutions worldwide.

LANKESTERIANA is indexed by BIOSIS, Scopus, Scielo, Latindex, Scirus, and WZB, it is included in the databases of E-journals, Ebookbrowse, FAO Online Catalogues, CiteBank, Mendeley, WorldCat, Core Electronic Journals Library, and Biodiversity Heritage Library, and in the electronic resources of the Columbia University, the University of Florida, the University of Hamburg, and the Smithsonian Institution, among others.

Through its Early view page, LANKESTERIANA is now committed to considerably shorten the times requested for effective publication of scientific, peer-reviewed papers. Papers in this section of LANKESTERIANA are published online as soon as the editorial process is concluded, and their effective date of publication is established by the date of the first publication online, recorded on the front page of each individual paper. They represent early views of the final papers exactly as they will be included in the hard-printed, complete issue of the journal.

At the website of the journal, readers can browse through all the past issues of LANKESTERIANA, including the early view and the current issue, and download them as complete fascicles or, via the Index to the single issues, only the articles of their interest. Searches for author names, article titles, scientific names, key words or any other word which should appear in the texts can be also carried out.

According to the Open Access policy promoted by the University of Costa Rica, all the papers published by LANKESTERIANA are licensed under the Creative Commons copyright and can be downloaded free of charges.



## A NEW SPECIES OF *SELENIPEDIUM* (ORCHIDACEAE: CYPRIPEDIOIDEAE) FROM ECUADOR

PHILLIP CRIBB<sup>1</sup> & ANDRE SCHUITEMAN

Royal Botanic Gardens, Kew, Richmond, Surrey TW9 3AB, U.K.

<sup>1</sup> Author for correspondence: P.Cribb@kew.org

ABSTRACT. A new species of *Selenipedium* (Orchidaceae: Cyripedioideae) from northern Ecuador is described here and its affinities are discussed. A key to the known species of the genus is provided.

KEY WORDS: *Selenipedium*, slipper orchid, Ecuador, new species, dichotomous key

*Selenipedium*, a small genus of slipper orchid (Orchidaceae: Cyripedioideae) whose range extends from Panama south to Ecuador and east to Trinidad, French Guiana and eastern Brazil, is the basal clade in the subfamily Cyripedioideae. It has recently been revised by Cribb (2009). The seven currently recognised species of *Selenipedium* are very closely allied to each other, having tall bamboo-like stems bearing alternate pleated leaves and terminal inflorescences of successively produced small flowers with a trilobular ovary, a dorsal sepal, similar synsepal, comprising the connate lateral sepals, two tapering lateral petals and a simple obovoid to ellipsoidal somewhat dorsiventrally flattened deeply concave lip with incurved lateral lobes and an incurved margin to the much larger apical lobe (except in the semi-peloric *S. chironianum*). The column is short with two large bilobular stamens on short filaments, a linear to trullate staminode and a pendent trilobular papillose stigma. The best known species is *S. palmifolium* Rchb.f. widespread on the Guiana Shield from Venezuela, Guyana, Surinam, French Guiana and northern Brazil. The other six species are much more restricted in range: *S. aequinoctiale* Garay in north-western Ecuador and adjacent Colombia; *S. chica* Rchb.f. is endemic to Panama; *S. chironianum* Sambin & Braem (2015) from French Guyana; *S. isabelianum* Barb. Rodr. from eastern Brazil; *S. steyermarkii* Foldats from Venezuela; and *S. vanillicarpum* Barb. Rodr. from Goias State in Brazil where it is known only from the type collection.

Calaway Dodson (1999) recognised two species of *Selenipedium* in his checklist of the Orchidaceae for Jørgensen & Leon-Yáñez's Catalogue of the Vascular

Plants of Ecuador. One of these, *Selenipedium aequinoctiale*, was described from northern Ecuador, whereas he identified the other, based on a sterile specimen from Succumbios Province in north-eastern Ecuador (cited as *Davis 1048* at AMES), as *S. chica*, a species previously considered to be endemic to Panama. Later, Dodson (pers. comm.) sent an updated manuscript to Kew in which he listed a further two collections of this taxon from Pastaza Province, to the south of Succumbios. Perez-Garcia and Mό Mό (2015) recently published a photograph of this orchid by Francisco Tobar under the name *S. chica*. It differs from *S. aequinoctiale* in having a somewhat differently colored flower with a lip with a narrower margin around the orifice and a much larger trullate staminode that is about a third the width of the lip base (rather than less than a quarter the width). It is certainly not *S. chica* which has much longer and narrower leaves and distinctively colored flowers in which the ovary is glabrous, the petals are trinerved and the staminode is spatulate not trullate (Dressler, 1993). The only other candidate for this species is *S. palmifolium*. However, that species differs in having a dorsal sepal that is much narrower than the lip, an obovoid lip with yellow incurved side lobes that just touch in the middle rather than all along the margins and an elliptic orifice marked with purple around the apical two-thirds of the rim and a smaller triangular-cordate staminode.

Only one of the collections (*Holguer Lugo S. 5538* at AMES) cited by Dodson in his unpublished account is fertile and that specimen is the basis for the following description.

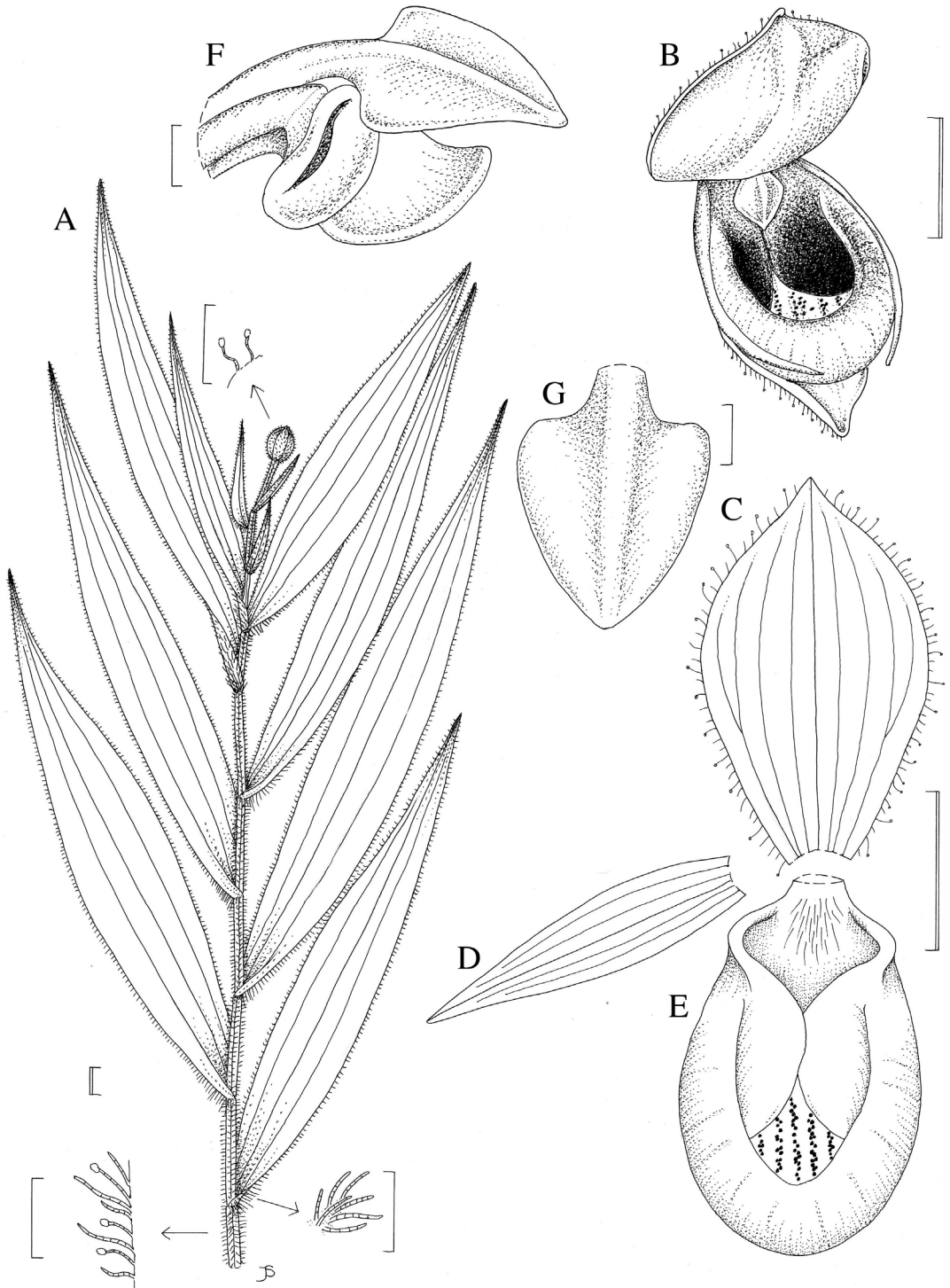


FIGURE 1. *Selenipedium dodsonii* P.J.Cribb. A, habit; B, flower; C, dorsal sepal; D, petal; E, lip; F, column, side view; G, staminode. Double bar = 10 mm; single bar = 1 mm. All drawn by Judi Stone from the type and photographs by Francisco Tobar Suarez.

*Selenipedium dodsonii* P.J.Cribb, *sp. nov.*

*Selenipedio palmifolio* Rchb.f. affine sed floribus tristis flavis lobis oblongibus labello elliptico quam sepalo dorsali aequantibus lobis lateralibus labelli purpureis (vs luteis) et staminodio triangulare distinguendo; a *S. aequinoctiale* Garay sed lobis lateralibus labelli longioribus quam latioribus et staminodio grandiore trullato et a *S. chica* Rchb.f. foliis latioribus 4-6plo longis quam latis sepalo dorsali brunneis labello obovato et staminodio trullato satis differt. TYPE: Ecuador, Pastaza, *Holguer Lugo S. 5538* (holotype AMES!; sketch of type at K!).

A terrestrial *herb* with erect, terete, leafy stems up to 3 m tall, often sparsely branching above; *stems* dark green, covered by coarsely and densely villose leaf-bases. *Leaves* narrowly elliptic-lanceolate, acuminate, cuneate at base of lamina, 17–20 cm long, 2.8–3.8 cm wide, dark green, glabrous above, sparsely pilose at base, about 8-nerved, ciliate, sheathing at base; sheaths minutely puberulent. *Inflorescence* terminal or from axils of upper branches, up to 15 cm long, densely few-flowered; bracts chartaceous, ovate, acute or subacuminate, 10–30 mm long, 3–4 mm broad, pubescent, ciliate. *Flowers* small, produced in succession; sepals and petals light dull yellow, lip yellow, finely spotted with purple within and with two large maroon marks on the incurved side lobes; pedicel and ovary 30–50 mm long, densely glandular-pubescent. *Dorsal sepal* elliptic, acute, 22–25 mm long, 13–14 mm broad. *Synsepal* elliptic-ovate, shortly bidentate at apex, 20–24 mm long, 16 mm broad. *Petals* slightly obliquely narrowly lanceolate, acute, up to 24–25 mm long, 4 mm broad, 5-veined. *Lip* calceolate, broadly elliptic in outline, 17–20 mm long, 12–13 mm broad; inflexed basal margins rounded; side lobes broadly semi-elliptic, overlapping on incurved margins. *Column* 5 mm long; staminode stalked, cordate, acute, 4 mm long, 2 mm broad, yellow, longer than the obtriangular, papillate stigma; anthers large, 2 mm long. *Fruits* not seen. Fig. 1–2.

DISTRIBUTION. N Ecuador (on Amazonian side of Andes).



FIGURE 2. *Selenipedium dodsonii*. Photographed *in situ* at Archidona, Napo Province in Ecuador by Francisco Tobar.

HABITAT. In damp scrub near rivers in rain forest; 200–900 m elevation. Flowering April–November.

CONSERVATION. Under the IUCN Red Listing criteria (IUCN 2012), *Selenipedium dodsonii* must be classified as Endangered (EN), based on criteria B1a and B2a.

COLLECTIONS. Succumbios, Rio Quiwado and Rio Tiwaeno, 200 m, 28 April 1981, *E.W. Davis & Yost 1048* (AMES!); Pastaza, Pozo petrolero ‘Namoyacu’ de UNOCAL, 30 km al sur del pueblo de Curaray, 290 m, 13–30 Nov. 1990, *S. Espinoza & T.Coba 670* (MO!, OCNE!). Napo, Archidona, Hakuna Matata Lodge, 900 m, *F. Tobar Suarez* (photograph only, copy at K).

The key below can be used to distinguish the species.

ARTIFICIAL KEY TO THE SPECIES OF *SELENIPEDIUM*

1. Lip petal-like; anthers three ..... *S. chironianum*
- 1a. Lip saccate; anthers two ..... 2
2. Largest leaves more than 6 times as long as broad ..... 3
3. Leaves 6–7 times as long as broad; bracts shorter than the pedicel and ovary; ovary not glandular; petals 3-nerved; lip orifice elliptic-subcircular ..... *S. chica*
- 3a. Leaves 8–10 times as long as broad; bracts as long as or longer than pedicel and ovary; ovary glandular; petals 5-nerved; lip orifice angular across base and broadest in basal half ..... *S. steyermarkii*
- 2a. Largest leaves less than 6 times as long as broad ..... 4
4. Lip incurved side lobes overlapping beneath the staminode ..... 5
5. Lip side lobes more or less as long as broad; staminode a quarter the width of the lip base; dorsal sepal yellow marked with fine purplish flecks ..... *S. aequinoctiale*
- 5a. Lip side lobes longer than broad; staminode a third the width of the lip base; dorsal sepal yellow ..... *S. dodsonii*
- 4a. Lip side lobes not overlapping beneath the staminode ..... 6
6. Lip lilac ..... *S. vanillicarpum*
- 6a. Lip greenish yellow, yellow, brown or orange, with purple marking on apex of side lobes or margins of orifice of the lip ..... 7
7. Leaves densely villose below, glabrescent above, ciliate on margins; sheaths pubescent; bracts longly glandular villose; ovary shortly pubescent, glandular at apex; petals 5-nerved; lip 1.25–1.52 times as long as broad, yellow or brownish yellow maroon-marked around the apical two-thirds of the orifice; staminode triangular-trullate, as broad as long ..... *S. palmifolium*
- 7a. Leaves sparsely pubescent beneath, glabrous above and on margins; basally ciliate; sheaths glabrous; petals 1- to 3-nerved; bracts not glandular; ovary pubescent on ribs, not glandular at apex; lip 1.6 times or more longer than broad, orange with two maroon marks near the apex of the orifice; staminode deltoid, longer than broad ..... *S. isabelianum*

ACKNOWLEDGEMENTS. We would like to thank Gustavo Romero at AMES for the loan of the type material; Francisco Tobar Suarez of Quito very kindly allowed us to use his photographs taken in the wild; Judi Stone provided the excellent black and white line illustration.

## LITERATURE CITED

- Cribb, P. J. (2009). The genus *Selenipedium*. *Curtis's Botanical Magazine*, **26**(1-2), 5–20.
- Dodson, C. H. (1999). *Selenipedium* Rchb.f. In for Jørgensen & Leon-Yáñez, eds., *Catalogue of the Vascular Plants of Ecuador Cyripediaceae*. Missouri Botanic Garden Press.
- Dressler, R. L. (1993). *Field Guide to the Orchids of Costa Rica and Panama*. Comstock Publishing Associates, Ithaca, New York.
- IUCN. (2012). *IUCN Red List Categories and Criteria: Version 3.1. Second edition*. Gland, Switzerland and Cambridge, UK: IUCN.
- Perez-Garcia, A. & Mómó, E. A. (2015). Die Cyripedioideae von Mesoamerika Teil 1 *Selenipedium*. *Die Orchidee*, **66**(1), 54–67.
- Sambin, A. & Braem, G. (2015). *Selenipedium chironianum*, une intéressante addition à la flore des orchidées de Guyane française. *Richardiana*, **15**, 183–187.



## A NEW NATURAL HYBRID OF *BROUGHTONIA* (ORCHIDACEAE) FROM CUBA

ERNESTO MÚJICA<sup>1,4</sup>, ELAINE GONZÁLEZ<sup>2</sup>, JOSÉ L. BOCOURT<sup>2</sup>, ESTHER L. SANTA CRUZ<sup>2</sup>  
& J. M. DÍAZ<sup>3</sup>

<sup>1</sup> Centro de Investigaciones y Servicios Ambientales Ecovida, Carretera a Luis Lazo, km. 2.5, Pinar del Río, C.P. 20200, Cuba

<sup>2</sup> Jardín Botánico Orquideario Soroa, Carretera a Soroa, km 8. Candelaria. Artemisa, Cuba

<sup>3</sup> Instituto de Meteorología, Colón s/n, Pinar del Río, C.P. 20100, Cuba

<sup>4</sup> Author for correspondence: [emujica@ecovida.cu](mailto:emujica@ecovida.cu)

**ABSTRACT.** At Cabo San Antonio (Guanahacabibes Peninsula), Cuba in 2004, a single specimen of *Broughtonia ortgiesiana* (Rchb.f.) Dressler, and a related species, *Broughtonia cubensis* (Lindl.) Cogn., were both observed in flower simultaneously. In 2006, fruits were observed on *B. ortgiesiana*, and nine years later (2015) we noted five young plants in anthesis that displayed floral characteristics common to both species. Given the time frame and the blend of floral traits, we conclude that these five plants are the result of a natural hybridization event between the two *Broughtonia* species the details of which are described here.

**KEYWORDS:** Orchidaceae, natural hybrid, Cuba

*Broughtonia* R.Br., is a genus of six species, endemic to the Caribbean region. Three of species are present in Cuba: *Broughtonia cubensis* (Lindl.) Cogn., *B. ortgiesiana* (Rchb.f.) Dressler, and *B. lindenii* (Lindl.) Dressler. While *B. cubensis* and *B. ortgiesiana* are both Cuban endemics, *B. lindenii* is also present in the Bahamas. Like Cuba, Jamaica also harbors two endemic *Broughtonia* species, *B. negrilensis* Fowlie, and *B. sanguinea* (Sw.) R.Br. On Hispaniola and Mona island (Puerto Rico) to the east, another species is found, *B. domingensis* (Lindl.) Rolfe (Díaz 2014, in Ackerman and collaborators). In Cuba, the distribution of *B. lindenii* and *B. ortgiesiana* is widespread. *B. cubensis* has been reported for several localities of the provinces Mayabeque (Loma La Coca), Artemisa (north coast of the municipality Mariel) and Pinar del Río (Los Pretiles and Guanahacabibes Peninsula). In Loma La Coca, the species is now extirpated due to habitat destruction and depredation. Reports for the North coast of Mariel and Los Pretiles have yet to be substantiated by the authors. In the Guanahacabibes Peninsula, *B. cubensis* is found in Cabo Corrientes and Cabo San Antonio in association with *B. lindenii* and *B. ortgiesiana* where they are protected by law

within the framework of Cuba's National System of Protected Areas. Although it is very difficult to differentiate between the plants on the basis of vegetative characters, their floral morphology and timing of anthesis clearly differ (Díaz Dumas, 1997a, 1997b).

Until now, it was assumed that *B. cubensis* and *B. lindenii* are not sympatric. However, field work carried out at Barra La Sorda (Cabo San Antonio) in 2005 revealed that both species were indeed sympatric, affixed to branches of *Plumeria tuberculata* (Apocynaceae) trees. Although their flowering seasons normally do not overlap, occasional natural cross-pollination between *B. cubensis* and *B. lindenii* cannot be ruled out.

In 2004, at the site where we have studied spatial and temporal dynamics of *B. cubensis* (Fig. 1), one individual of *B. ortgiesiana* was observed in flower (Fig. 2) representing the first such report for this species in Cabo San Antonio. In 2007 the authors observed three fruits in this plant and later (2010) two more fruits were documented.

Collectively, these observations confirm that the species are indeed sympatric and possibly capable of



FIGURE 1. *Broughtonia cubensis* at Cabo San Antonio.



Figure 2. *Broughtonia ortgiesiana*, the first record of this species at Cabo San Antonio.

eventual natural cross-pollination given their overlap in anthesis and geographic location. Evidence for sympatry is not limited to our 2004 observation. In January 2015, both species flowered concurrently again, with a second *B. ortgiesiana* yielding six flowers. Further exploration of this site revealed five individual orchids with intermediate floral characteristics of both species (Fig. 3–4).

Closer examination of *B. cubensis* individuals often reveals subtle floral variation (morphs), but never in the same proportion as those seen in other genera, namely *Encyclia* Hook. and *Tolumnia* Raf. whose morphs are often problematic for taxonomists. Based on our direct field experiences, only rarely do morphs of *B. cubensis* re-occur in the same location or in different sites.

To our knowledge, all *Broughtonia* species are incapable of self-pollination. This fact, coupled with capsule/seed set in *B. ortgiesiana*, argues in favor of natural hybridization with *B. cubensis* – the only other *Broughtonia* species in flower at that location at that time. At two other sites where *B. cubensis* is present, *B. ortgiesiana* was not detected, nor were individuals possessing flowers intermediate in form. Taken together, we conclude that the intermediate forms in the Guanahacabibes Peninsula are the result of natural hybridization.

***Broughtonia* × *guanahacabibensis*** Mújica, E. González et J.M. Díaz, *nothosp. nov.*

*Broughtonia cubensis* (Lindl.) Cogn. × *Broughtonia ortgiesiana* (Rehb.f.) Dressler.



FIGURE 3. *Broughtonia* × *guanahacabibensis*, *nothosp. nov.*

TYPE: Cuba. Pinar del Río: Sandino, Cabo San Antonio, near Roncali Lighthouse, originally collected on 23 January 2015. Type: *E. Mujica 241* (holotype: Herbarium of the Soroa Orchid Garden, not registered).

*Plants* epiphytic, to 30 cm tall. *Roots* white, numerous, 2–3 mm in diameter. *Pseudobulbs* clustered, cylindric, fusiform, to 3 cm long, 1 cm wide, enclosed by scarious sheaths when young, with 2–3 internodes. *Leaves* 1–2, fleshy, rigid, erose, narrowly oblong, rounded to apiculate, to 8 cm long, 1 cm wide. *Inflorescences* a few-flowered racemes to 30 cm long; peduncle bracts sheathing. *Floral bracts* ovate, acute. *Pedicellate ovary* slender, to 2.5 cm long. *Flowers* showy, with white sepals, the petals white with a purple central vein, the lip white, yellow at the center, with purple margin. *Sepals* lanceolate, acute, the dorsal one to 2 cm long, 4 mm wide, the lateral

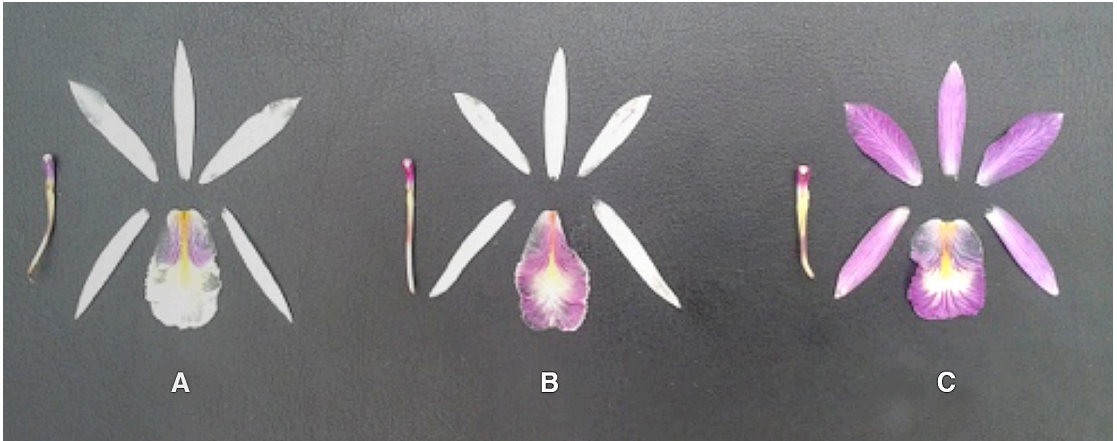


Figure 4. Dissected perianths of A – *Broughtonia cubensis*; B – *B. × guanahacabibensis*; C – *B. ortgiesiana*.

ones 2.3 cm long, 3 mm wide. *Petals* obovate-elliptic, acute, 1.8 cm long, 5 mm wide; *labellum* oblong, to 2 cm long, 1.2 cm wide, slightly emarginate, with undulate margins, enclosing the column at the base, the disc provided with branched yellow lines. *Column* white to pink, arcuate, to 1 cm long. *Pollinia* 8, yellow. *Fruit* an ellipsoid capsule, beaked, 12-13 mm long, on slender pedicel 8-10 mm long.

PARATYPE: Cuba. Pinar del Río: Sandino, Cabo San Antonio, near Roncali Lighthouse, January 2015, *E. Mujica et E. González 179* (Herbarium of the Soroa Orchid Garden [not registered], flowers in spirit).

ETYMOLOGY: From the Guanahacabibes peninsula, where the nothospecies was found.

DISTRIBUTION AND ECOLOGY: The habitat of *Broughtonia × guanahacabibensis* consists of xeromorphic sub-coastal vegetation, colonizing *Plumeria tuberculata* - the dominant tree species in the area. It is also sympatric with other orchid species: *Encyclia bocourtii* Mujica & Pupulin, *E. plicata* (Lindl.) Britton & Millspaugh, *Polystachya concreta* (Jacq.) Garay & Sweet and *Tolumnia guibertiana* (A.Rich.) Braem.

The plants of *B. cubensis* and *B. ortgiesiana* are not easy to differentiate morphologically on the basis of their vegetative habit. However, their flowers are clearly different, the latter being very distinctive for their fringed white color labellum with purple color margins. The petals of *B. ortgiesiana* are very similar to those of *B. cubensis* but they differ in having a

central nerve purple (fig. 4). This hybrid appears to comprise a viable population, thus introgression may be occurring in this site, resulting in a more variable population.

ACKNOWLEDGMENTS. The authors wish convey gratitude to their colleagues at the Ecological Station of the National Park Peninsula of Guanahacabibes for the facilities offered to do this work. We also thank Dr. James D. Ackerman, Dr. Lawrence W. Zettler and Prof. Aldo L. Ramos Hernandez for the revision and translation of this work, and two anonymous reviewers whose observations improved the manuscript.

#### LITERATURE CITED

- Díaz Dumas, M. A. 2014. *Broughtonia*, pp. 52-56. In: Ackerman, J.D. and Collaborators, *Orchid flora of the Greater Antilles*. Memoirs of The New York Botanical Garden, Vol. 109.
- Díaz Dumas, M. A. (1997a). Análisis fenológico de las especies del género antillano *Broughtonia* R. Brown (Orchidaceae). *Revista del Jardín Botánico Nacional, Universidad de la Habana*, **17-18**, 85-86.
- Díaz Dumas, M. A. (1997b). Revisión de los géneros antillanos *Broughtonia* R. Brown, *Cattleyopsis* Lemaire y *Laeliopsis* Lindley (Orchidaceae). *Revista del Jardín Botánico Nacional, Universidad de la Habana*, **17-18**, 9-16.



# ORQUÍDEAS DE BOLIVIA Y PERÚ, NOVEDADES TAXONÓMICAS I (PLEUROTHALLIDINAE)

IVÁN JIMÉNEZ PÉREZ

Herbario Nacional de Bolivia, Correo Central 10077, La Paz, Bolivia  
suniruna@gmail.com

**RESUMEN.** Se describen e ilustran siete especies nuevas de orquídeas pertenecientes a la subtribu Pleurothallidinae de los bosques montanos de la Cordillera Oriental de los Andes, seis de ellas Bolivia y una de Bolivia y Perú;: *Brachionidium lopez-robertsiae*, *Brachionidium sulcatum*, *Lepanthopsis trulliformis*, *Stelis pertusa*, *Trichosalpinx adnata*, *Trichosalpinx gabi-villegasiae* y *Trichosalpinx giovi-mendietae*. De cada especie se proporcionan datos de hábitat, distribución y fenología. Además se comentan rasgos sobresalientes y afinidades con especies similares.

**ABSTRACT.** Seven new orchids species belonging to the subtribe Pleurothallidinae from the montane forest of the eastern Andean slopes, six of them from Bolivia and one from Bolivia and Peru, are described and illustrated: *Brachionidium lopez-robertsiae*, *Brachionidium sulcatum*, *Lepanthopsis trulliformis*, *Stelis pertusa*, *Trichosalpinx adnata*, *Trichosalpinx gabi-villegasiae* and *Trichosalpinx giovi-mendietae*. Information on habitat, distribution and phenology is provided for each species. Also critical characters and affinities with similar species are commented.

**PALABRAS CLAVE:** bosque montano, orquídeas, Cotapata, Madidi, Tayacaja, Pleurothallidinae

**Introducción.** Orchidaceae es una de las dos familias más diversas de las plantas superiores junto a Asteraceae y en ambas alrededor de 500 especies nuevas son descritas cada año (Chase *et al.* 2015). En Bolivia este panorama es similar ya que las dos familias son los taxa más grandes de la flora boliviana (Jørgensen *et al.* 2014). Desde inicios de la década de 1980 hasta mediados del 2000 la publicación de nuevos taxa fue constante, especialmente en los trabajos de R. Vásquez con C. Luer y C.H. Dodson (ver Luer 1981, 1983a, 1983b, 1995, 1997, 1999, 2001, Dodson & Vásquez 1989a, 1989b, Vásquez & Dodson 1982, 1998, 1999, 2001), lo cual condujo a que la subtribu Pleurothallidinae sean las orquídeas mejor conocidas del país (Vásquez & Ibsch, 2000). Aunque la descripción de nuevas especies o registros no ha cesado, la intensidad ha disminuido en los últimos años. Actualmente se conocen en Bolivia 1264 especies de orquídeas (Vásquez *et al.* 2014), pero si se toman en cuenta las especies no identificadas esta cifra asciende a alrededor de 1500, estimando que existan entre 2000 a 3000 en el país (Vásquez *et al.* 2003). Desde

hace 10 años se han encontrado muchas novedades taxonómicas en los viajes realizados a varias zonas de los bosques montanos del departamento de La Paz, ya sea como parte de proyectos ligados al estudio de otras plantas o emprendimientos personales. Algunos resultados fueron publicados por Jiménez-Pérez (2011a, 2011b, 2012).

Este artículo está orientado por un lado a la descripción e ilustración de novedades taxonómicas procedentes de los viajes realizados y revisión de muestras depositadas en herbarios nacionales y por otro lado a generar material para futuros tratamientos taxonómicos. En este primer aporte se describen 7 nuevos taxa de Pleurothallidinae, pertenecientes a los géneros: *Brachionidium* Lindl., *Lepanthopsis* (Cogn.) Ames, *Stelis* Sw. *sensu lato* y *Trichosalpinx* Luer.

## NUEVOS TAXA

***Brachionidium lopez-robertsiae*** I. Jiménez, *sp. nov.*

**TIPO:** Bolivia. La Paz: Provincia Nor Yungas, Parque Nacional Cotapata, 67°52'O, 16°15'S, 3200 m, 17

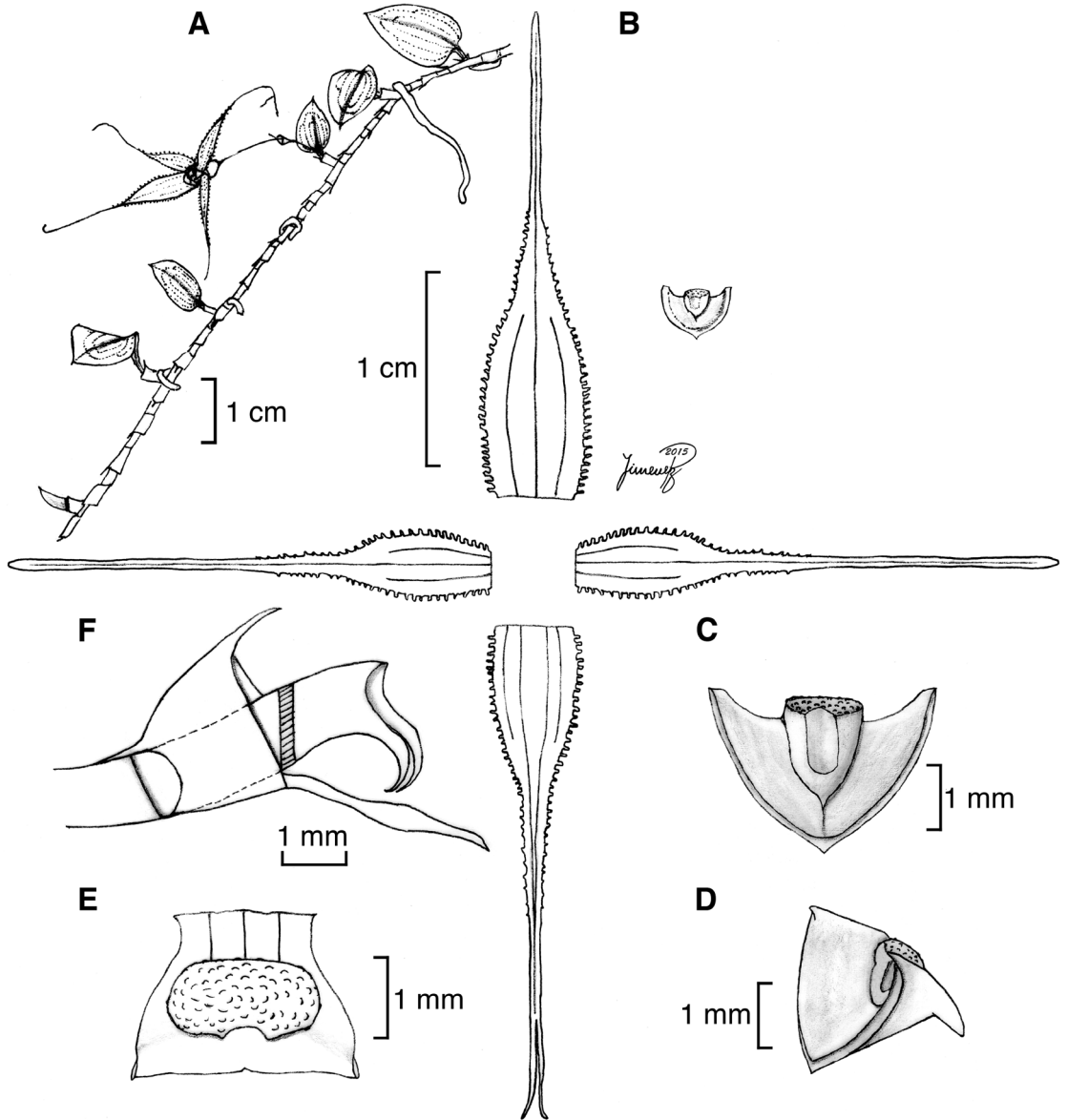


FIGURA 1. *Brachionidium lopez-robertsiae*. A. Hábito. B. Flor diseccionada. C. Labelo vista frontal. D. Labelo vista lateral. E. Labelo vista dorsal. F. Columna vista lateral. Dibujo a partir del holotipo de I. Jiménez Pérez

diciembre 2010, I. Jiménez et al. 5620 (holotipo: LPB). Figs. 1, 3A, 3B.

This species is similar to *B. capillare* Luer & Hirtz and *B. muscosum* Luer & Vásquez, but differs from both by the ovate-elliptic to suborbiculate leaves, the large flowers with ciliate sepals and petals, the bimarginate labellum with a suborbiculate verrucose callus and the bidentate column with retrorse apices.

*Hierba* terrestre o epífita, largamente rastrera, hasta 3.6 cm de alto. *Rizoma* ramificado, una raíz por nudo, entre tallos adyacentes cubierto por 3 vainas tubulares, oblicuas y mucronadas. *Tallo* suberecto a erecto, 10–24(–39) mm de separación entre tallos adyacentes, 2–5 mm de largo, cubierto por (1)2 vainas, ligeramente oblicuas, mucronadas. *Hoja* patente, coriácea, ovado-elíptica a suborbicular, apiculada, 8–17 × 5.0–11.5

mm, de 7 venas, base redondeada, peciolo sulcado, 2–3 mm de largo. *Inflorescencia* erecta, uniflora, pedúnculo delgado, con una bráctea al medio y otra en la base, 14–22 mm de largo; *bráctea floral* en forma de embudo, mucronata, que envuelve el pedicelo y casi totalmente el ovario, 2 mm de largo; *pedicelo* 1 mm de largo; *filamento* 3 mm de largo; *ovario* 2 mm de largo. *Flor* no resupinada, perianto amarillo claro verdoso, ciliado, sépalos laterales y pétalos con rayas longitudinales tenuemente moradas, carinados sobre la vena central, caudas moradas, retrorsas, disco morado al igual que la base de la columna; *sépalo dorsal* elíptico, agudo, 25 × 5 mm incluyendo la cauda, de 3 venas, largamente caudado, cauda 10 mm de largo; *sépalos laterales* unidos en un sinsépalo lanceolado, agudo, 5 mm bifido en el ápice, 25 × 5 mm incluyendo la cauda, de 4 venas, largamente caudado, cauda 10 mm de largo; *pétalo* elíptico, ligeramente oblicuo, agudo, 25 × 3 mm incluyendo la cauda, de 3 venas, largamente caudado, cauda 13 mm de largo; *labelo* subcordato de frente, cortamente apiculado, bimarginado, 2.5 × 3.5 mm no expandida, de 3 venas, apéndices laterales erguidos, subagudos y levemente antrorsos, disco con un callo subgloboso, verrucoso, glenion notorio; *columna* recta, bidentada, de ápices retrorsos, 1.5–2.0 mm de largo; *polinario* no visto.

PARATIPO: BOLIVIA. La Paz: Nor Yungas, Hornuni Alto, 66°54' O, 16°11' S, 3140 m, 7 agosto 2003, S. Beck *et al.* 28783 (LPB).

DISTRIBUCIÓN Y ECOLOGÍA: Especie registrada hasta ahora exclusivamente en el norte y sur del Parque Nacional y Área Natural de Manejo Integrado (PN-ANMI) Cotapata, departamento de La Paz. Habita el bosque nublado de ceja de montaña, poco perturbado, dominado por árboles de *Clusia* spp. Forma matas densas en el suelo del sotobosque donde hay formación de humus. Posee una estrecha distribución altitudinal, 3100–3200 m. Florece en diciembre y enero.

ETIMOLOGÍA: Esta especie se dedica a María Cristina López Roberts, amiga y colega con buen ojo para descubrir nuevas e interesantes orquídeas, quien alentó y acompañó entusiastamente muchos viajes a la zona de estudio, además de ser una de las promotoras del proyecto que inició el estudio de orquídeas y otras plantas epifitas en el PN-ANMI Cotapata.

*Brachionidium lopez-robertsiae* se distingue por su rizoma largamente rastrero, hojas ovadas a casi orbiculares, perianto ciliado, largamente caudado, labelo bimarginado con callo verrucoso y columna bidentada con ápices notoriamente retrorsos. Vegetativamente se asemeja a *B. capillare* por tener habito rastrero, hojas orbiculares y flores caudadas; sin embargo, este último posee sépalos y pétalos eciliados, más cortos, de 13 y 10 mm respectivamente y ápice del labelo largamente apiculado (Luer 1995). Localmente solo *B. muscosum* comparte un rizoma largamente rastrero y perianto fimbriado pero los sépalos y pétalos son cortos, de 10.0–10.5 y 7 mm respectivamente y las hojas son elípticas (Luer, 1995). Esta orquídea corresponde a una de las dos especies nuevas citadas en Vásquez *et al.* (2014).

***Brachionidium sulcatum* I. Jiménez, sp. nov.**

TIPO: Bolivia La Paz: Provincia Nor Yungas, Parque Nacional Cotapata, 67°53'O, 16°16'S, 3387 m, 17 diciembre 2010, I. Jiménez 5619 (holotipo: LPB; isotipo: BOLV). Figs. 2, 3C, 3D.

This species is related to *B. galeatum* Luer & Hirtz, but differs in the creeping rhizome, the subcoriaceous narrowly oblong leaves, with a pair of grooves, and the flowers with a slightly bifurcate synsepal and a partially bimarginate labellum with a subglobose callus.

*Hierba* pequeña, epigea sobre colchón de musgo, largamente rastrera, hasta 6.5 cm de alto. *Rizoma* decumbente, poco ramificado, una raíz por nudo, entre tallos adyacentes cubierto por vainas tubulares, mucronatas, escabriúsculas. *Tallo* suberecto, 13–25 mm de separación entre tallos adyacentes, cubierto por 2 vainas, mucronatas, 3–5 mm de largo. *Hoja* patente, subcoriácea, oblonga, apiculada, 2-sulcado, 11–20 × 1.0–2.5 mm, de 3 venas, base cortamente atenuado, peciolo sulcado, 0.5–1.0 mm de largo. *Inflorescencia* erecta, uniflora, pedúnculo con una bráctea al medio y otra en la base, 7–16 mm de largo; *bráctea floral* en forma de embudo, mucronata, que envuelve el pedicelo y a veces totalmente el ovario, 1.0–1.5 mm de largo; *pedicelo* 0.5–1.0 mm de largo; *filamento* 2.5 mm de largo; *ovario* 1 mm de largo. *Flor* no resupinada, perianto amarillo claro, eciliada,

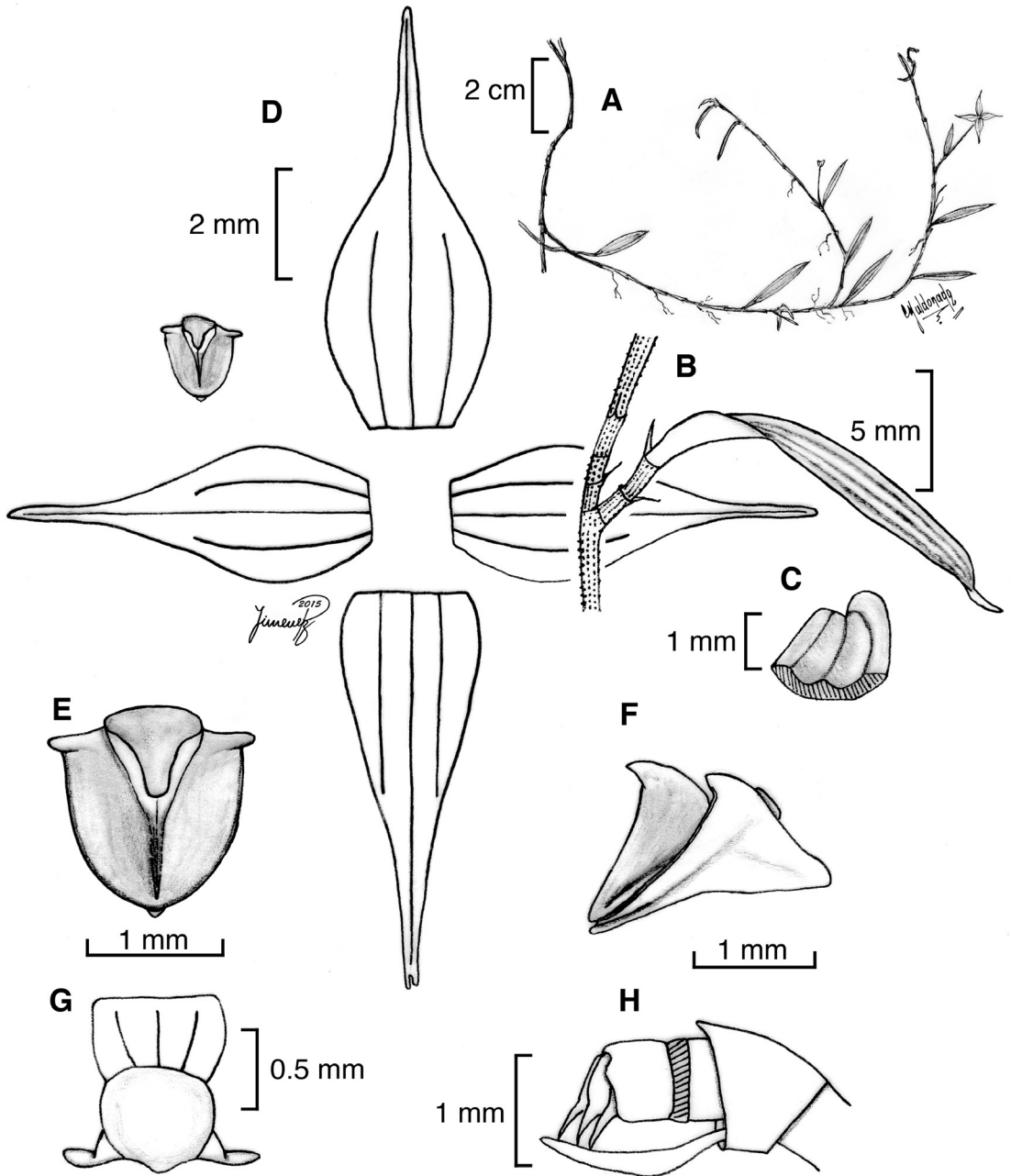


FIGURA 2. *Brachionidium sulcatum*. A. Hábito. B. Hoja vista lateral. C. Hoja corte transversal. D. Flor diseccionada. E. Labelo vista frontal. F. Labelo vista lateral. G. Labelo vista dorsal. H. Columna vista lateral. Dibujo a partir del holotipo de I. Jiménez Pérez y C. Maldonado.

con rayas longitudinales moradas, labelo amarillo claro pero morado en su cara exterior; *sépalos* dorsal ovado, agudo,  $7.5 \times 3.0$  mm, de 3 venas, cortamente acuminado; *sépalos* laterales unidos en un sinsépalo

lanceolado, agudo, 0.2 mm bifido en el ápice,  $7.0 \times 2.5$  mm, de 4 venas, cortamente acuminado; *pétalo* ovado, ligeramente oblicuo, agudo,  $6.5 \times 2.5$  mm, de 3 venas, cortamente acuminado; *labelo* ovado-oblongo






FIGURA 3. *Brachionidium lópez-robertsiae*. A. Hábito. B. Flor (ambas de I. Jiménez 5620). *Brachionidium sulcatum*. C. Hoja. D. Flor (ambas de I. Jiménez 5619). Fotografías de I. Jiménez Pérez.

de frente, cóncavo, margen anterior bimarginado, cortamente submamilado,  $1.5 \times 1.5$  mm no expandido, apéndices laterales erguidos, agudos y antrorsos, disco con un callo subgloboso notorio, glenion en la cara anterior; *columna* recta, bidentada, 1.4 mm de largo; *polinario* no visto.

**DISTRIBUCIÓN Y ECOLOGÍA:** Especie conocida solo de la localidad tipo, al interior del PN-ANMI Cotapata, hallada en el bosque nublado de ceja de montaña. Crece en medio de vegetación herbácea y entremedio de colchones de musgo. Conocida de una pequeña población a 3387 m. Florece en noviembre y diciembre.

**ETIMOLOGÍA:** El nombre deriva del Latín *sulcatus*, sulcado, el cual hace referencia a los dos surcos que se observan en el haz de la hoja.

La combinación de un rizoma delgado, largamente rastrero, hojas estrechamente oblongas con dos surcos laterales en el haz diferencian *B. sulcatum* de cualquier otra especie conocida de *Brachionidium*. La única otra especie con hoja sulcada es *B. Galeatum*, pero ésta es rugosa a lo largo de las venas, elíptica y de rizoma erecto (Luer, 1995). Esta orquídea corresponde a una de las dos especies nuevas citadas en Vásquez *et al.* (2014).

***Lepanthopsis trulliformis* I. Jiménez, sp. nov.**

**TIPO:** Bolivia. La Paz: Provincia Nor Yungas, Parque Nacional Cotapata, 67°52'O, 16°16'S, 3420 m, 16 octubre 2006, I. Jiménez y F. Lipa 4146 (LPB) (holotipo: LPB; isotipo: BOLV). Figs. 4, 6A, 6B.

*Lepanthopsis trulliformis* differs from the other two similar species, *L. apoda* (Garay & Dunst.) Luer and *L. dewildei* Luer & Escobar, by the longer ramicauls (up to 9 cm), and a flower with 2-veined lateral sepals, trullate and retrorse petals with a recurved apex, and a suborbiculate, obtuse and slightly incurved lip.

*Hierba* pequeña a mediana, epífita, cespitosa, hasta 11.7 cm de alto. *Tallo* retrorso a ascendente, 2.2–9.0 cm de largo, envuelto por (3-)4-6 vainas lepaniformes microscópicamente ciliadas, papiloso y espiculado a lo largo de las costillas. *Hoja* coriácea, ligeramente arcuada, verde oscuro maculado de morado o totalmente morado en el envés, envés verrucoso o glabro, oblonga o elíptica, bordes a veces irregularmente espiculadas, ápice agudo y engrosado,  $9-32 \times 1.5-7.0$  mm, 2.0–

2.5 mm de grosor, base cortamente cuneada, peciolo envuelto por la vaina, 2 mm de largo. *Inflorescencia* fasciculada, uniflora, floración continua, pedúnculo basalmente cubierto por una bráctea, 4 mm de largo; *bráctea floral*, infundibuliforme, oblicua, envuelve totalmente al pedicelo, 2.5 mm de largo; *pedicelo* 2.5 mm de largo, *ovario* 1 mm de largo. *Flor* de sépalos y pétalos morados o marrón morados con los bordes translucientes, labelo marrón morado u ocre, *columna* morada o verde, antera amarilla; *sépalo dorsal* ovado triangular, retrorso, ápice obtuso e incurvado en posición natural,  $4.5-5.5 \times 2.3-2.4$  mm, de 3 venas, largamente acuminado; *sépalos laterales* ovados, oblicuos, ápices obtusos a veces incurvados generando puntas ligeramente convexas,  $4.0-5.0 \times 2.0-2.5$  mm, de 2 venas, nervios centrales carinados, acuminados, connatos por la base 1 mm; *pétalo* trulado, retrorso, ápice obtuso,  $4.5-5.0 \times 1.5-1.8$  mm, de 1 vena, largamente acuminado; *labelo* suborbicular, ápice obtuso y ligeramente incurvado,  $2.5 \times 1.5-2.0$  mm, de 3 venas, unido a la base de la columna, basalmente con amplias aurículas erectas que envuelven a la columna, disco con una costilla transversal en la base; *columna* terete, 0.8 mm de largo, antera y estigma apicales; *polinario* no visto.

**PARATIPOS:** Bolivia. La Paz: Nor Yungas, Parque Nacional Cotapata, sendero Chojllapata, 67°52'O, 16°16'S, 3400 m, 27 diciembre 2005, I. Jiménez *et al.* 3586 (LPB); *ibid.*, 67°52'O, 16°15'S, 3250 m, 18 noviembre 2005, F. Miranda *et al.* 1005 (LPB). Perú. Huancavelica: Tayacaja, Huachocolpa, 2800-3400 m, 9 julio 1999, M. León *et al.* 3034 (MOL).

**DISTRIBUCIÓN Y ECOLOGÍA:** Especie andina distribuida desde el centro sur del Perú hasta el oeste de Bolivia, en laderas y crestas del bosque nublado de la cordillera de los Andes. Crece generalmente en la zona ventral de ramas de pequeños árboles remanentes, donde a veces forma poblaciones densas. Se distribuye de 2800-3400 m. Florece todo el año.

**ETIMOLOGÍA:** El nombre específico deriva del Latín *trulliformis*, trulado, en referencia a la forma romboidal de los pétalos.

En Bolivia, *L. trulliformis* habita por encima de los 3200 m de elevación, posee tallos de hasta 9 cm de largo, flor morada, sépalos laterales de 2 venas,

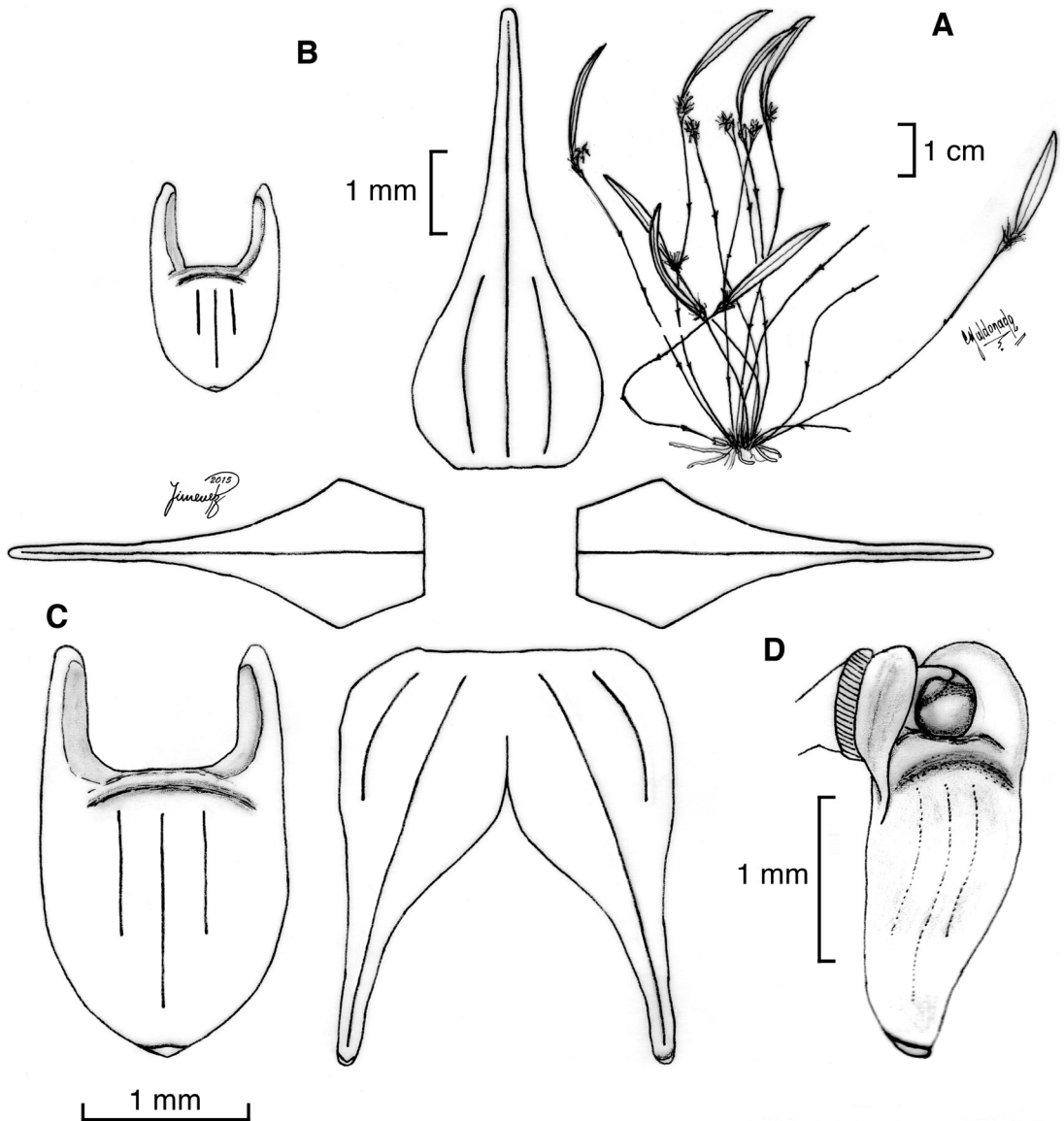


FIGURA 4. *Lepanthopsis trulliformis*. A. Hábito. B. Flor diseccionada. C. Labelo vista frontal. D. Columna y labelo, vista lateral. Dibujo a partir del holotipo de I. Jiménez Pérez y C. Maldonado.

aunque connatos no son cóncavos, pétalos trulados y labelo suborbicular con ápice obtuso y ligeramente incurvado. Una especie similar que habita en la misma región es *L. apoda*, especie de amplia distribución, con inflorescencia uniflora, pero a diferencia de la primera, en Bolivia se encuentra en elevaciones medias, 1400-2600 m (Vásquez & Ibisch 2000), la planta es más pequeña (tallos de hasta 5 cm de largo), la flor amarilla, los sépalos laterales con 1 vena, connatos, que forman

un sinsépalo cóncavo y pétalos ovados (Figs. 6C, 6D). Morfológicamente es más similar a *L. dewildei*, pero se diferencia de ésta por tener hojas más delgadas, 1.5–4.5 mm (vs 5–6 mm), ápice de los sépalos incurvados (vs ápices planos) y pétalos trulados y retrorsos (vs pétalos ovados y no retrorsos). La principal diferencia con la muestra peruana es que tiene hojas elípticas más cortas y más anchas (15-20 x 3–7 mm), sépalos más cortos (4.0–4.5 mm), labelo ocre y crece por debajo los 3200 m.

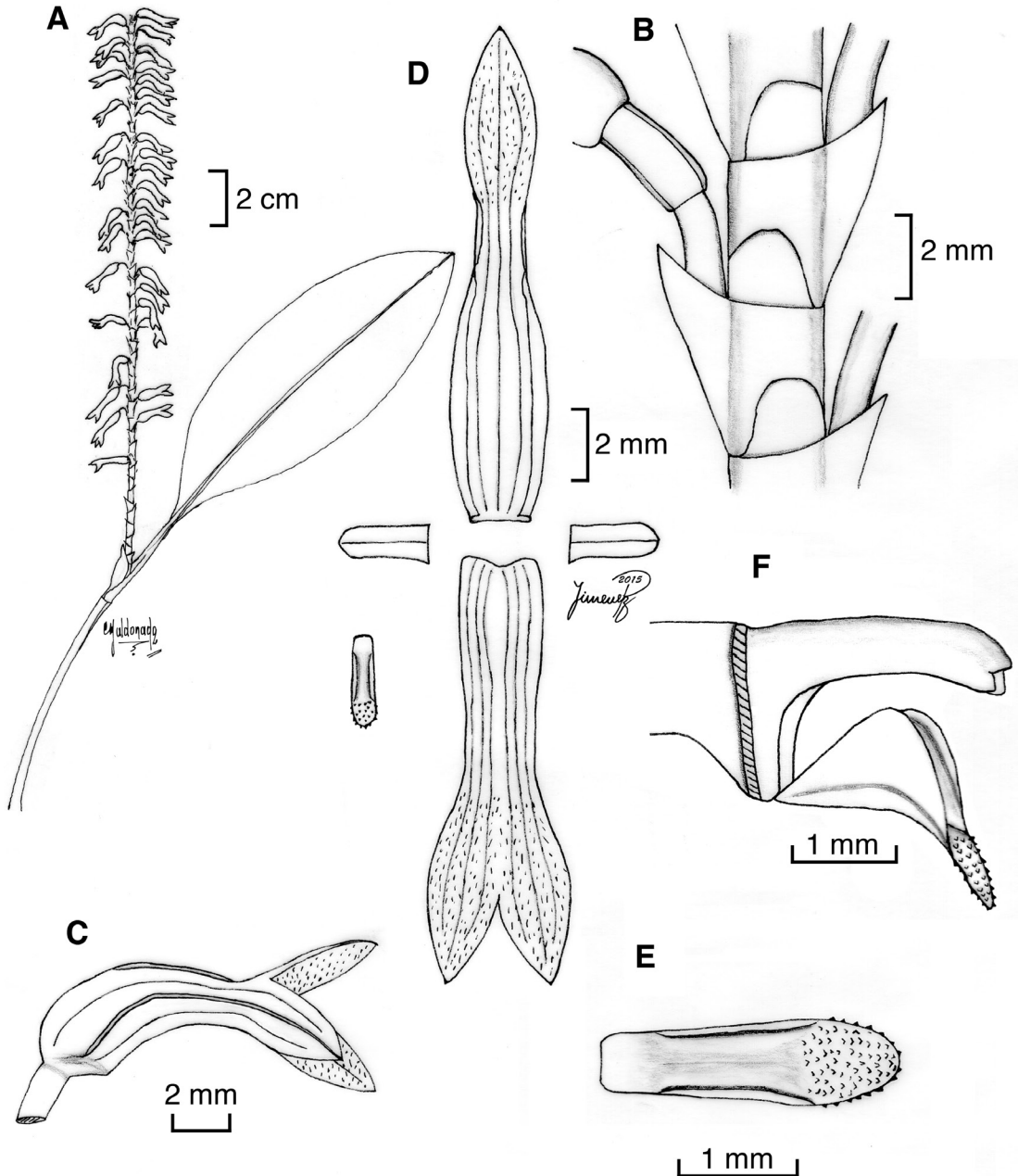


FIGURA 5. *Stelis pertusa*. A. Hábito. B. Brácteas florales. C. Flor vista lateral. D. Flor diseccionada. E. Labelo vista dorsal. F. Columna y labelo, vista lateral. Dibujo a partir del holotipo de I. Jiménez Pérez y C. Maldonado.

La inflorescencia puede tener hasta dos flores abiertas simultáneamente (B. Collantes, com. pers. 2015). Fue erróneamente identificada como *Lepanthopsis apoda* por Bennett & Christenson (2001). Esta orquídea es señalada como *Expedicula* Luer especie nueva en Vásquez *et al.* (2014).

*Stelis pertusa* I. Jiménez, *sp. nov.*

TIPO: Bolivia. La Paz: Provincia Franz Tamayo, Parque Nacional Madidi, Sumpulo, cruzando el río Mojos, 14°34'S, 68°46'O, 1460 m, 8 julio 2008, I. Jiménez 5404 (holotipo: LPB). Fig. 5, 7, 8.



FIGURA 6. *Lepanthopsis trulliformis*. A. Hábito. B. Flor. *Lepanthopsis apoda*. C. Hábito. D. Flor (ambas de I. Jiménez 6233). Fotografías de I. Jiménez Pérez.

*Stelis pertusa* differs from all others species of *Stelis* with connate sepals by a distichous inflorescence, floral bracts with a notch on the basal margin, flowers with the inner surface of the free lobe of the sepals hirsutulous, oblong petals, lip with a spiculate midlobe, and a completely alate column.

*Hierba* mediana, epífita, cespitosa, 28 cm de alto aproximadamente. *Tallo* erecto, unifoliado, 11.5 cm de largo, envuelto por 1 vaina situada abajo del medio. *Hoja* erecta, coriácea, lisa, angostamente elíptica, obtusa,  $13.9 \times 4.5$  mm, base cuneada, pecíolo 3.1 mm de largo. *Inflorescencia* un racimo solitario, erecta, multiflora, dística, 19.5 cm de largo, pedúnculo 13 mm de largo; *bráctea floral*, oblicua, con una muesca sobre el lado más corto, que abarca ambas caras,

5 mm el lado más largo; *pedicelo* 6 mm de largo; *ovario* carinado, 2.5 mm de largo. *Flor* de perianto y ginostemo amarillo claro, aroma dulce, sépalos connatos que forman un tubo sepalino desde los 2 tercios hacia la base, constricto por debajo de las partes libres, éstos densamente hirtulos por dentro, nervios centrales carinados prolongándose a todo el largo del tubo sepalino; *sépalos dorsales* elíptico en su parte libre, apiculado,  $14 \times 2$  mm, de 3 venas, connato a los sépalos laterales 9 mm; *sépalos laterales* elípticos en su parte libre, apiculados,  $12.0 \times 2.2$  mm, de 3 venas, connatos 7 mm; *pétalo* oblongo, ápice obtuso,  $2.5 \times 0.9$  mm, de 1 vena; *labelo* estrechamente obovado, arcuado, ápice obtuso y espiculado, trilobulado en extensión,  $2.5 \times 0.7$  mm sin expandir, de 3 venas, carinado a lo largo de las



FIGURA 7. Hábito de *Stelis pertusa* (I. Jiménez 5404). Fotografía de M. López.

venas, lóbulos laterales subdeltoides, erectos, obtusos, flanqueados por una cresta paralela a los lóbulos, base truncada, articulado al pie de la columna; *columna* semiterete, alada, 2.7 mm de largo, pie 1 mm de largo, antera y estigma ventrales; *polinario* no visto.

**DISTRIBUCIÓN Y ECOLOGÍA:** Hallada en el noroeste del departamento de La Paz, en bosque montano estacionalmente húmedo del Parque Nacional Madidi. Este especie representa la distribución más austral de este grupo de orquídeas. Habita bosques de 20 a 25 m de alto, con sotobosque denso, abundantes lianas y piso con mucha hojarasca. Solo se encontró un individuo. Conocida por el momento solo de la localidad tipo a 1460 m. Floreció en cultivo en marzo y abril del 2009.

**ETIMOLOGÍA:** El nombre deriva del Latín *pertusus* = perforado, en referencia a la muesca que poseen las brácteas florales.

A simple vista la principal diferencia de *Stelis pertusa* con las otras 4 especies de este género que



FIGURA 8. Brácteas florales y flores de *Stelis pertusa* (I. Jiménez 5404). Fotografía de M. López.

poseen sépalos connatos es la disposición de las flores, en la primera es dística y en las otras es secunda. Otros rasgos que la identifican son: brácteas florales con una muesca, lóbulos libres de los sépalos interiormente hirtulos, pétalos oblongos, lóbulo medio del labelo espiculado y columna totalmente alada. En *S. asperrima* del Ecuador, los sépalos interiormente son pubescentes y los pétalos son oblongos, sin embargo, el lóbulo medio del labelo es agudo y bicarinado. Las otras especies aunque en mayor o menor grado poseen el lóbulo medio del labelo verrucoso o glandular-papiloso, todas poseen pétalos obovados < a 2 mm y sépalos interiormente glabros, excepto *S. tacanensis* que es pubescente pero en la parte media de los sépalos connatos y columna alada solo en la mitad superior. Sin embargo, ninguna de las especies afines poseen brácteas florales con muescas. Esta orquídea es indicada como *Physosiphon* Lindl. especie nueva en Vásquez *et al.* (2014).

***Trichosalpinx adnata* I. Jiménez, sp. nov.**

**TIPO:** Bolivia. La Paz: Provincia Nor Yungas, Parque Nacional Cotapata, 67°53'O, 16°17'S, 3458 m, 26 marzo 2011, I. Jiménez 5624 (holotipo: LPB; isotipo: BOLV, HSB, USZ). Figs. 9, 12A, 12B.

Morphologically *Trichosalpinx adnata* is similar to the sympatric *T. chamaelepanthes* (Rchb.f.) Luer but differs in the lip with short lateral lobes and a slightly furrowed disc and the column-foot adnate to the concave base of the laterals sepals

*Hierba* pequeña, epífita y terrestre sobre gruesas

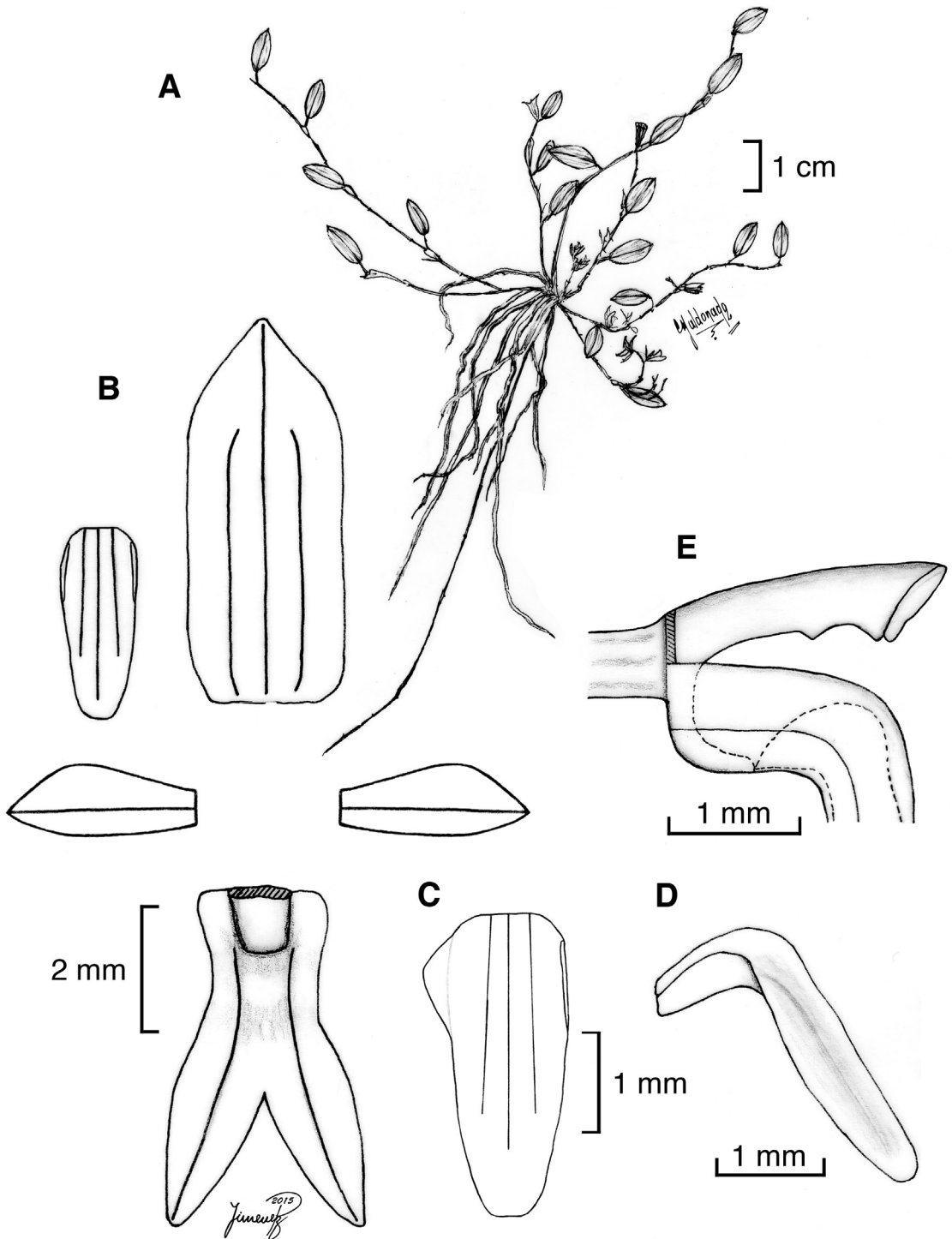


FIGURA 9. *Trichosalpinx adnata*. A. Hábito. B. Flor diseccionada. C. Labelo vista dorsal. D. Labelo vista lateral. E. Columna y sépalo lateral, vista lateral. Dibujo a partir del holotipo de I. Jiménez Pérez y C. Maldonado.

capas de musgo, cespitosa, hasta 12.5 cm de alto. Tallo ascendente, prolífico, (1.0–)1.2–7.0(–9.3) cm de largo, envuelto por 3–6(–7) vainas leplantiformes microscópicamente ciliadas. *Hoja* erecta, coriácea, oblonga-elíptica, obtusa, papiloso al final de la vena media, 6–18 × 3.5–6.0(–7.0) mm, base cortamente cuneada, peciolo sulcado, 0.5–10.0 mm de largo. *Inflorescencia* racemosa, pauciflora, flexuosa, con hasta 3 flores, 1 a 3 flores abiertas simultáneamente, 0.5–1.5 cm de largo, pedúnculo con 1 o 2 brácteas, 1–6 mm de largo; *bráctea floral* infundibuliforme, 1.0–1.5 mm de largo; *pedicelo* cubierto parcial o totalmente por la bráctea, 1.5 mm de largo; *ovario* levemente sulcado, 0.5 mm de largo. *Flor* de sépalos y pétalos tenuemente amarillo o blanco translúcido, con 1 a 3 rayas longitudinales tenuemente moradas, labelo morado, bordes claros, columna amarilla clara, sépalos carinados; *sépalo dorsal* oblongo, cóncavo, ápice obtuso, 5.0–6.0 × 2.5 mm, de 3 venas; *sépalos laterales* oblongos, cóncavos en la base, ápices obtusos, recurvados, 5.0–5.5 × 1.4 mm, de 1 vena, connatos 1.5–2.0 mm, formando un mento con el pie de la columna; *pétalo* elíptico-obovado, ápice agudo, oblicuo, 2–3 × 1 mm, de 1 vena; *labelo* ovado-oblongo, ápice obtuso, trilobulado en extensión, 3.0 × 1.2 mm no expandido, de 3 venas, lóbulos laterales erectos, cortos, suborbicular, disco ligeramente sulcado, base truncada, articulado al pie de la columna; *columna* terete, el ápice con un par de dientes cónicos, obtusos, retrorsos, 1.5–2.0 mm de largo, pie de la columna adnato a la base de los sépalos laterales, 1 mm de largo, antera subapical, estigma ventral; *polinios* un par.

PARATIPO: Bolivia. La Paz: Nor Yungas, Parque Nacional Cotapata, sendero Chojllapata, 67°52'O, 16°16'S, 3294 m, 22 octubre 2010, I. Jiménez 5605 (LPB).

DISTRIBUCIÓN Y ECOLOGÍA: Hallada al interior del PN-ANMI Cotapata, en el bosque nublado de ceja de montaña. Puede formar poblaciones densas en la base del tronco o de pocos individuos colgados en las ramas. Se distribuye entre 3200–3400 m. Florece en octubre, febrero y marzo.

ETIMOLOGÍA: El nombre deriva del Latín *adnatus*, adnato, en referencia al pie de la columna que es adnato a la base de los sépalos laterales.

*Trichosalpinx adnata* pertenece al subgénero *Tubella* Luer, se caracteriza por ser pauciflora, con 1 a 3 flores por inflorescencia, el sépalo dorsal casi tan ancho como los sépalos laterales juntos, el labelo con lóbulos laterales cortos y el disco ligeramente sulcado y el pie de la columna adnato a la base cóncava de los sépalos laterales. En la misma zona crece *T. chamaelepanthes*, especie ampliamente difundida en los Andes, a la cual se parece por tener tallos prolíficos, hojas elípticas, inflorescencia pauciflora y sépalo dorsal ancho; sin embargo, esta última se diferencia de *T. adnata* por tener sépalos equinados en los márgenes (vs. sépalos no equinados), pie de la columna adnato a la base de los sépalos laterales (vs. pie de la columna libre) y labelo ligeramente cóncavo (vs. labelo ligeramente sulcado). Esta orquídea corresponde a una de las cuatro especies nuevas citadas en Vásquez *et al.* (2014).

***Trichosalpinx gabi-villegasiae* I. Jiménez, *sp. nov.***

TIPO: Bolivia. La Paz: Provincia Nor Yungas, Parque Nacional Cotapata, sendero Chojllapata, 67°52'O, 16°16'S, 3435 m, 15 agosto 2009, I. Jiménez *et al.* 5500 (holotipo: LPB). Figs. 10, 13, 14.

*Trichosalpinx gabi-villegasiae* is related to *T. tenuis* (C.Schweinf.) Luer but differs in the pendent multiflowered inflorescence, the dorsal sepal with recurved apex, the patent lateral sepals, the ligulate lip with a reflexed apex and the disc with a pair of low crests.

*Hierba* pequeña, epífita, cespitosa, hasta 10 cm de longitud. *Tallo* erecto, 1.7–5.4 cm de largo, envuelto por 3–5 vainas leplantiformes microscópicamente ciliadas. *Hoja* erecta, coriácea, elíptica-oblonga, apiculada, 18–40 × 5–8 mm, base cortamente cuneada, peciolo sulcado, 1–2 mm de largo. *Inflorescencia* racemosa, multiflora, péndula, laxa, con 5–9 flores abiertas simultáneamente, 3.5–8.1 cm de largo, pedúnculo con 3 brácteas, 12–25 mm de largo; *bráctea floral* infundibuliforme, oblicua, 2 mm de largo; *pedicelo* 3–6 mm de largo; *ovario* 1 mm de largo. *Flor* de perianto y ginostemo amarillo claro a amarillo verdoso, sépalos carinados; *sépalo dorsal* ovado-oblongo, cóncavo, ápice agudo, notoriamente recurvado, 8 × 2 mm, de 3 venas, nervios laterales finos, acuminado; *sépalos laterales* patentes, angostamente triangular atenuados, falcados y divaricados, ápice agudo,



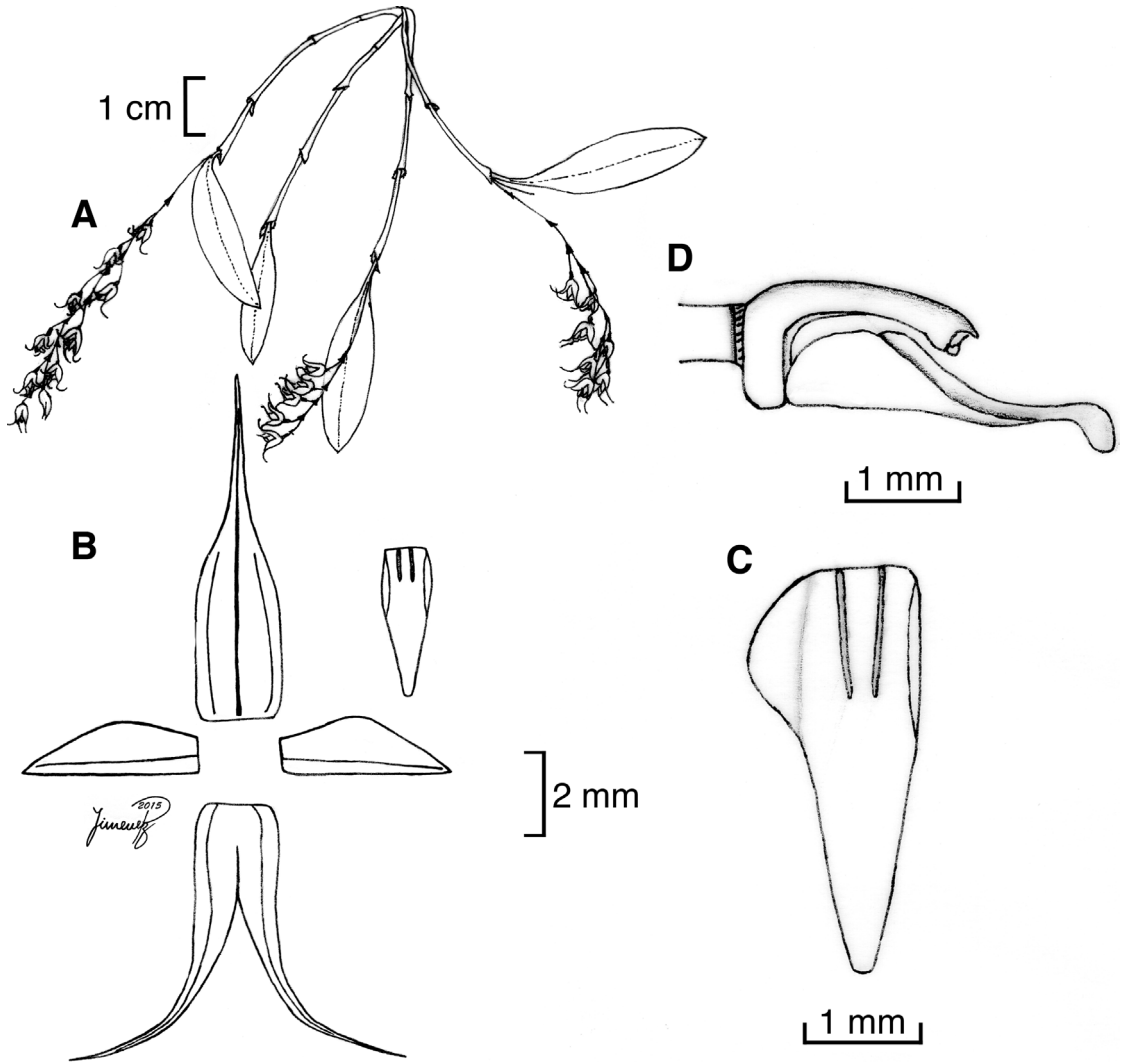


FIGURA 10. *Trichosalpinx gabi-villegasii*. A. Hábito. B. Flor diseccionada. C. Labelo vista dorsal D. Columna y labelo, vista lateral. Dibujo a partir del holotipo de I. Jiménez Pérez.

ligeramente recurvados,  $8 \times 2$  mm, de 1 vena, connatos 2.5 mm; *pétalo* elíptico, ápice agudo, oblicuo,  $4.0 \times 1.3$  mm, de 1 vena; *labelo* lingüiforme oblongo-triangular, ápice subagudo, reflexo, trilobulado en extensión,  $3 \times 1$  mm no expandido, lóbulos laterales erectos, suborbiculares, disco basalmente con un par de costillas longitudinales, base truncada, articulado al pie de la columna; *columna* terete, 2 mm de largo, pie 0.5 mm de largo, antera y estigma ventrales; *polinario* no visto.

PARATIPO: Bolivia. La Paz: Nor Yungas, Parque Nacional Cotapata, sendero Chojllapata,  $67^{\circ}52'O$ ,  $16^{\circ}16'S$ , 3430

m, 18 septiembre 2010, I. Jiménez 5601 (LPB).

DISTRIBUCIÓN Y ECOLOGÍA: Encontrada al interior del PN-ANMI Cotapata, en el bosque nublado de ceja de montaña. Crece en el tronco y ramas de árboles pequeños, no mayores a 5 m. Solo se conocen dos pequeñas poblaciones situadas en el rango de 3400 m. Florece en marzo-abril y agosto-septiembre.

ETIMOLOGÍA: Esta orquídea se dedica a Gabriela (Gabi) Villegas Alvarado, amiga y colega que alentó y acompañó animadamente muchos viajes a la zona

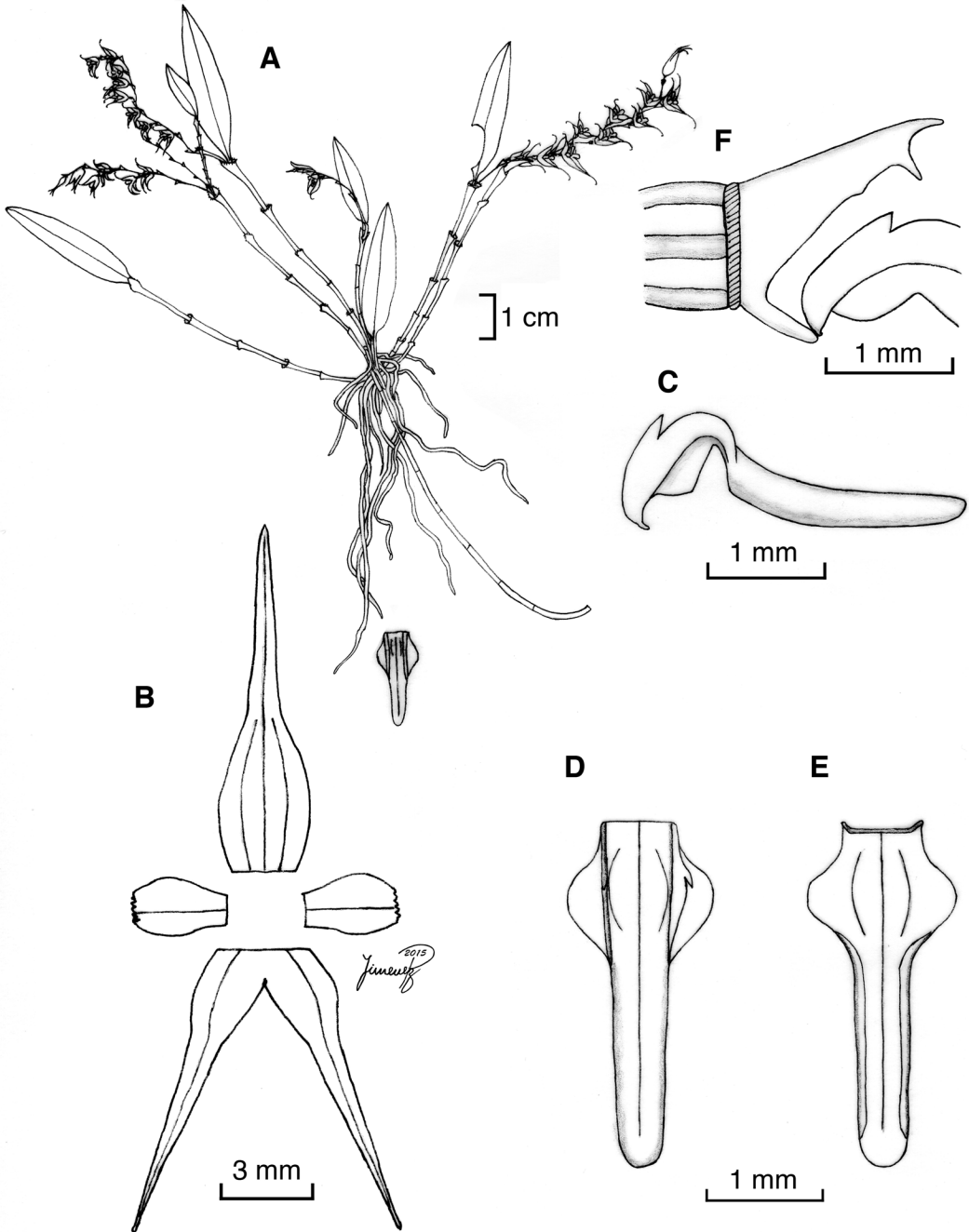


FIGURA 11. *Trichosalpinx giovi-mendietae*. A. Hábito. B. Flor diseccionada. C. Labelo vista lateral. D. Labelo vista dorsal. E. Labelo vista ventral. F. Columna y labelo, vista lateral. Dibujo a partir del holotipo de I. Jiménez Pérez.

de estudio, además de ser una de las propiciadoras del proyecto que inicio el estudio de orquídeas y otras epífitas en el PN-ANMI Cotapata.

*Trichosalpinx gabi-villegasiae* pertenece al

subgénero *Tubella*, se caracteriza por llevar una inflorescencia multiflora péndula, sépalos laterales patentes, sépalo dorsal con ápice notoriamente recurvado, labelo ligulado con un par de crestas




FIGURA 12. *Trichosalpinx adnata*. A. Hábito (I. Jiménez 5624). B. Flor, la flecha indica la ubicación del mento (I. Jiménez 5605). Fotografías de I. Jiménez Pérez.

longitudinales y ápice reflexo. Con *T. tenuis* comparten rasgos como: sépalos carinados, sépalos laterales angostamente triangulares, ápice agudo y atenuado, pétalos elípticos, oblicuos y agudos y labelo lingüiforme (Luer, 1997), pero la inflorescencia es suberecta y secunda y el labelo arriba de la base posee un callo longitudinalmente hendido. Otra especie relacionada es *T. ligulata* Luer & Hirtz que también posee un labelo lingüiforme, sin embargo, no tiene costillas ni el ápice reflexo, además la inflorescencia es pauciflora y erecta y los sépalos laterales no son patentes. Esta orquídea corresponde a una de las cuatro especies nuevas citadas en Vásquez *et al.* (2014).

***Trichosalpinx giovi-mendietae* I. Jiménez, *sp. nov.***

TIPO: Bolivia. La Paz: Provincia Nor Yungas, Parque Nacional Cotapata, sendero Chojllapata, 67°52'O, 16°16'S, 3333 m, 26 febrero 2010, I. Jiménez 5623 (holotipo: LPB; isotipo: BOLV). Figs. 11, 15A–B.

*Trichosalpinx giovi-mendietae* is similar to *T. dirhamphis* (Luer) Luer but differs in having a trilobulate labellum with patents and rounded lateral lobes, the base of the labellum with a pair of crests ending in small antrorse tooth and a column with ligulate clinandrium.

*Hierba* mediana, epífita y terrestre sobre gruesas capas de musgo, cespitosa, hasta 21.5 cm de alto. *Tallo* ascendente, a veces prolíficos, 1.4–12.5 cm de largo, envuelto por 4-9 vainas leplantiformes



FIGURA 13. Hábito de *Trichosalpinx gabi-villegasii* (I. Jiménez 5500). Fotografía de I. Jiménez Pérez.

microscópicamente ciliadas. *Hoja* erecta, coriácea, oblonga-lanceolada, apiculada, carinada en la base y el ápice,  $12-41 \times 4.5-9.0$  mm, base cortamente cuneada, peciolo sulcado, 1–3 mm de largo. *Inflorescencia* racemosa, multiflora, laxa, con 5–9(–10) flores abiertas simultáneamente, 1.7–5.7 cm de largo, pedúnculo 2–12 mm de largo; *bráctea floral* infundibuliforme, oblicua, 2.0–2.5 mm de largo; *pedicelo* 1.0–1.5 mm de largo, *ovario* 1 mm de largo. *Flor* de sépalos y pétalos amarillos, labelo rojo oscuro sobretodo al medio y en los lóbulos laterales al igual que los bordes de la columna, sépalos carinados; *sépalo dorsal* ovado, cóncavo, ápice agudo,  $11 \times 3$  mm, de 3 venas, largamente acuminado; *sépalos laterales* ovado triangular, atenuados, ápice agudo,  $8.5-9.5 \times 1.5$  mm, de 1 vena, connatos 1 mm; *pétalo* obovado, oblicuo, ápice truncado, borde eroso,  $3.0 \times 1.9$  mm, de 1 vena; *labelo* ovado-oblongo, con los márgenes laterales revolutos o recurvados mas allá de los lóbulos laterales, ápice obtuso, trilobulado,  $3.0 \times 1.3-1.5$  mm, de 1 vena, lóbulos laterales cortos, patentes, obtusos, flanqueado por un par de crestas erectas, obtusas, cada una basalmente lleva un diente antrorso, base truncada, articulado al pie de la columna; *columna* terete en la mitad distal y luego va engrosándose gradualmente hacia la base, clinandrio ligulado, 1.6 mm de largo, pie 0.5 mm de largo, antera y estigma ventrales, rostelo ligulado, retrorso, amarillento; *polinario* no visto.

PARATIPO: BOLIVIA. La Paz: Nor Yungas, Parque Nacional Cotapata,  $67^{\circ}51'O$ ,  $16^{\circ}16'S$ , 3000 m, 9 enero 2010, I. Jiménez *et al.* 5528 (LPB).




FIGURA 14. Flor de *Trichosalpinx gabi-villegasii* (I. Jiménez 5500). Fotografía de I. Jiménez Pérez.

DISTRIBUCIÓN Y ECOLOGÍA: Especie distribuida dentro el PN-ANMI Cotapata, en el bosque nublado de ceja de montaña y franja superior del bosque montano pluviestacional. Crece terrestre entre vegetación secundaria y epífita en árboles remanentes o bosque poco perturbado, donde puede formar poblaciones densas o de pocos individuos. Se la encuentra entre 2800-3400 m. Florece de enero a marzo.

ETIMOLOGÍA: Se dedica esta especie a la bióloga Geovanna (Giovì) Mendieta†, amiga y compañera de estudios, a quien recordamos con gran cariño.

*Trichosalpinx giovì-mendietae* pertenece al subgénero *Tubella*, posee un rasgo que la distingue




FIGURA 15. *Trichosalpinx giovì-mendietae*. A. Hábito. B. Flor, la flecha muestra la ubicación del clinandrio y rostelo (ambas de I. Jiménez 5623). Fotografías de I. Jiménez Pérez.

claramente de la mayoría de las otras especies, el labelo tiene un par de crestas, cada una con un pequeño diente antrorso. La única otra especie que tiene un rasgo similar es *T. quitensis* (Rchb.f.) Luer, sin embargo, la inflorescencia es pauciflora (vs. multiflora), sépalos cortamente acuminados (vs. largamente acuminados), pétalos obtusos (vs. truncados), labelo amarillo claro, ovoide, margen no revoluta, 2.0–2.5 mm de largo (vs. labelo rojo oscuro, ovado-oblongo, margen revoluta, 3 mm de largo). Aunque con *T. dirhamphis* existen varios rasgos en común tales como: tamaño de la planta, tallos a veces prolíficos, inflorescencia multiflora, coloración, forma y tamaño de los sépalos, forma y tamaño de los pétalos y forma del lóbulo medio del labelo, pero el labelo tiene lóbulos basales, erectos y antrorsos (vs lóbulos no basales, patentes y redondeados), disco con un par de pequeños callos engrosados que se extienden desde la base de los lóbulos hasta casi la mitad (vs disco con un par de crestas, cada una con un pequeño diente antrorso) y clinandrio no ligulado (vs clinandrio

abruptamente ligulado). Esta orquídea corresponde a una de las cuatro especies nuevas citadas en Vásquez *et al.* (2014).

AGRADECIMIENTOS. Un agradecimiento profundo a M. López y G. Villegas que propiciaron y alentaron el estudio de orquídeas en el PN-ANMI Cotapata. Los comentarios y sugerencias de B. Collantes, D. Bogarín y un revisor anónimo coadyuvieron en gran manera a mejorar el manuscrito. A D. Trujillo por confirmar y enviar fotos de la muestra de *S. trulliformis* en el herbario Forestal MOL y C. Maldonado por los dibujos adicionales. Asimismo a los proyectos: “Estudio del potencial de aprovechamiento sostenible de epífitas en el Parque Nacional y Área Natural de Manejo Integrado Cotapata (PN-ANMI Cotapata)” financiado por el Fondo Flamenco para la Conservación de los Bosques Tropicales e “Inventario florístico de la región del Madidi” que apoyaron exploraciones que permitieron descubrir y coleccionar algunas de las especies descritas.

## LITERATURA CITADA

- Bennett Jr., D. E. & Christenson E. A. (2001). *Icones Orchidacearum Peruvianum*, pl. 601-800. Privately published by A. Pastorelli de Bennett, Lima, t. 677.
- Chase, M. W., Cameron, K. M., Freudenstein, J. V., Pridgeon, A. M., Salazar, G., van den Berg, C. & Schuitman, A. (2015). An updated classification of Orchidaceae. *Botanical Journal of the Linnean Society*, 177, 151-174.
- Dodson, C. H. & Vásquez, R. (1989a). *Orchids of Bolivia. Icones Plantarum Tropicarum, Fasc. 3: plates 201-300*. Missouri Botanical Garden, St. Louis.
- Dodson, C. H. & Vásquez, R. (1989b). *Orchids of Bolivia. Icones Plantarum Tropicarum, Fasc. 4: plates 301-400*. Missouri Botanical Garden, St. Louis.
- Jiménez-Pérez, I. (2011a). Registros nuevos de orquídeas de los bosques montanos de Bolivia. Parte I. *Ecología en Bolivia*, 46(1), 57-61.
- Jiménez-Pérez, I. (2011b). Registros nuevos de orquídeas de los bosques montanos de Bolivia. Parte II. *Ecología en Bolivia*, 46(1), 62-66.
- Jiménez-Pérez, I. (2012). Cuatro especies nuevas de *Telipogon* (Orchidaceae) de los bosques montanos de Bolivia. *Brittonia*, 64(3), 296-304.
- Jørgensen, P.M., Nee, M. H. & Beck, S. G. (2014). Resultados. En: P. M. Jørgensen, M. H. Nee & S. G. Beck (Eds.), *Catálogo de las Plantas Vasculares de Bolivia* (pp. 33-76). *Monogr. Syst. Bot. Missouri Bot. Gard.*, 127(1-2).
- Luer, C. A. (1981). Miscellaneous new species and combinations in the Pleurothallidinae (Orchidaceae). *Phytologia*, 49(3), 197-240.
- Luer, C. A. (1983a). New species of *Lepanthes* (Orchidaceae). *Phytologia*, 54(5), 325-378.
- Luer, C. A. (1983b). Miscellaneous new species in the Pleurothallidinae (Orchidaceae). *Phytologia*, 54(5), 379-390.
- Luer, C. A. (1995). *Icones Pleurothallidarum XII. Systematics of Brachionidium* (Orchidaceae). *Monogr. Syst. Bot. Missouri Bot. Gard.*, 57, 1-146.
- Luer, C. A. (1997). *Icones Pleurothallidarum XV. Systematics of Trichosalpinx*. *Monogr. Syst. Bot. Missouri Bot. Gard.*, 64, 1-118.
- Luer, C. A. (1999). Four new species of *Pleurothallis*. *Revista de la Sociedad Boliviana de Botánica*, 2(2), 133-141.
- Luer, C. A. (2001). Miscellaneous new species in the Pleurothallidinae. *Revista de la Sociedad Boliviana de Botánica*, 3(1/2), 37-63.
- Vásquez, R. & Dodson, C. H. (1982). *Orchids of Bolivia. Icones Plantarum Tropicarum, Fasc. 6: plates 501-600*. Selby Botanical Garden, Sarasota.
- Vásquez, R. & Dodson, C. H. (1998). Nuevas especies de orquídeas de Bolivia. *Revista de la Sociedad Boliviana de Botánica*, 2(1), 1-18.
- Vásquez, R. & Dodson, C. H. (1999). Nuevas especies de orquídeas de Bolivia 2. *Revista de la Sociedad Boliviana de Botánica*, 2(2), 143-152.

- Vásquez, R. & Ibisch, P. L. (2000). *Orquídeas de Bolivia / Orchids of Bolivia. Diversidad y estado de conservación / Diversity and conservation status. Vol. I Pleurothallidinae*. Santa Cruz: Editorial FAN.
- Vásquez, R. & Dodson, C. H. (2001). Nuevas especies de orquídeas de Bolivia 3. *Revista de la Sociedad Boliviana de Botánica*, 3(1/2), 10-36.
- Vásquez, R., Ibisch, P. L. & Gerkmann, B. (2003). Diversity of Bolivian Orchidaceae - a challenge for taxonomic, floristic and conservation research. *Organisms, Diversity & Evolution*, 3, 93-102.
- Vásquez, R., Ibisch, P. L. & Jiménez-Pérez, I. (2014). Orchidaceae. En: P. M. Jørgensen, M. H. Nee & S. G. Beck (Eds.), *Catálogo de las Plantas Vasculares de Bolivia* (pp. 894-989). *Monogr. Syst. Bot. Missouri Bot. Gard.*, 127(1-2).

# RIQUEZA DE LA FAMILIA ORCHIDACEAE EN LA ZONA DE VISITANTES DEL PARQUE NACIONAL CERRO AZUL MEÁMBAR DE HONDURAS

KLAUS W. WIESE

Museo de Historia Natural, UNAH, Ciudad Universitaria, Tegucigalpa, Honduras  
[klaus.wiese@unah.edu.hn](mailto:klaus.wiese@unah.edu.hn)

**RESUMEN.** Se presentan las especies de orquídeas encontradas en la zona de visitas del Parque Nacional Cerro Azul Meámbar (PANACAM), Comayagua, Honduras. A partir de las observaciones de orquídeas se generó una matriz de presencia-ausencia mensual basada en la floración observada de cada especie. En esta matriz se hizo un análisis de riqueza de especies usando el estimador *jackknife* de primer orden. Se agrupan los meses del año en función de la riqueza de las especies de orquídeas con flor para cada mes. Se registran 101 especies más de orquídeas para el parque y se predice la presencia de aproximadamente 140 en su zona de visitantes.

**ABSTRACT.** A list of orchids found in the visitors zone of Parque Nacional Cerro Azul Meámbar, Comayagua, Honduras, is presented. A monthly absence- presence matrix was made for the orchids found with flowers of each species; with this matrix we made a richness analysis using the first order *jackknife* estimator. The months of the year were grouped in function of the orchid species in flower for each month. An additional 101 species of orchids are reported for the park, and 140 species are predicted for the visitor's zone.

**PALABRAS CLAVE / KEY WORDS:** Bosque Muy Húmedo Subtropical, Subtropical Wet Forest, Honduras, Orchidaceae, PANACAM, Proyecto Aldea Global

**Introducción.** Honduras tiene registradas 7,299 plantas vasculares espermatófitas; de éstas, las familias más numerosas son las leguminosas y las orquídeas (Orchidaceae 693 especies, 1 subespecie y 8 variedades) (Nelson, 2008, 2010, Archila 2013, Vega *et al.* 2014).

La familia Orchidaceae, además de ser una de las familias con flor más numerosas en Honduras, es una de las más numerosas en el planeta tierra (Dressler 2005). Las orquídeas despiertan gran interés en el mundo científico, turístico, industrial (comercial–ornamental) y conservación (Hágsater & Dumont 1996), siendo este interés una de las principales razones para abordar este grupo de plantas.

Existen pocos estudios sobre la flora del Parque Nacional Cerro Azul Meámbar (PANACAM). Hazlett (1980) publicó sobre la vegetación del parque haciendo énfasis en árboles, pero no menciona las especies de orquídeas observadas. Hawkins (1993) reporta tres especies de orquídeas, *Maxillaria cucullata*, *Arpophyllum giganteum* y una especie desconocida. En un anexo de esa publicación se presenta la lista de plantas depositadas en el Herbario de la Escuela Nacional de Ciencias Forestales (ESNACIFOR)

que provienen de PANACAM, sin definir la localidad específica de cada espécimen, listando las especies de orquídeas *Encyclia* (= *Prosthechea*) *brassavolae*, *Lockhartia hercodonta* y *Pleurothallis cardiothallis*, todas colectadas por Donald Hazlett.

Borjas *et al.* (1997) reportan las orquídeas *Maxillaria cucullata* y *Habenaria sp.*, en los planes de manejo para PANACAM de 1998, 2000 y, el más reciente para el período 2012 – 2016 (AFE-COHDEFOR, 1998, 2000, ICF 2012), se menciona la presencia de *Epidendrum comayaguense* (= *Epidendrum cerinum*) y de varias otras especies numeradas como desconocidas. Vega *et al.* (2014) reportan *Specklinia spectabilis* y *Microchilus killipii* para la zona de visitantes de PANACAM.

Nelson y Ortiz (2007) publican la colección de orquídeas del Herbario TEFH en donde se menciona *Epidendrum radicans* para la localidad Cerro Azul Meámbar, así como *Encyclia alata* y *Oncidium graminifolium* para la localidad de Meámbar, Comayagua. Para río Yure se enumeran las especies *Dimerandra emarginata*, *Encyclia nematocaulon*, *Epidendrum schlechterianum*, *Liparis nervosa*,

*Notylia barkeri*, *Polystachya foliosa* (= *Polystachya caracasana*, siguiendo a Peraza-Flores *et al.* 2011), *Prosthechea radiata*, *Barkeria obovata*, *Catasetum integerrimum* y *Cattleya* (= *Guarianthe*) *skinneri*. Finalmente se menciona la localidad Santa Elena, Comayagua, con la especie *Sobralia decora*.

También se revisaron algunas bases de datos digitales de herbarios. En TROPICOS (2015) de los 1206 registros de orquídeas para Honduras disponibles, se encontraron 15 registros de orquídeas para PANACAM; de éstas, 12 son colectas de James B. Edwards realizadas entre 1932 y 1933: *Brassia caudata*, *Comparettia falcata*, *Cryptarrhena lunata*, *Dichaea acrolephara*, *Habenaria lactiflora*, *H. repens*, *Hexisea* (= *Scaphyglottis*) *imbricata*, *Jacquinella cobanensis*, *Oncidium ensatum*, *Oncidium leucochilum*, *Psymorchis* (= *Erycina*) *crista-galli* y *Trichocentrum lindenii*. Las tres plantas restantes fueron colectadas por Randall J. Evans; William E. Harmon & José A. Fuentes y Thomas Hawkins, Bruce Allen & Randall J. Evans, siendo estas *Epidendrum verrucosum*, *Epidendrum difforme* (probablemente una especie afín, ya que esta especie es endémica de las Antillas Menores) y *Maxillaria cucullata*. Ninguna de éstas plantas se encuentra en las zona de visitantes del Parque. En el herbario virtual C. V. Starr del Jardín Botánico de New York existe registro de 56 orquídeas de Honduras (C. V. Starr Virtual Herbarium, 2015), ninguna de éstas dentro de los límites del PANACAM. En los Especímenes Neotropicales del Museo Field de Chicago se encontraron 42 registros de orquídeas para Honduras, de éstas, ninguna corresponde al área del PANACAM.

Este trabajo tiene por objetivo presentar las especies de orquídeas de la zona de visitantes del Parque Nacional Cerro Azul Meámbar como una herramienta para entender las orquídeas en ese sitio. Es un insumo para elaborar estrategias eficientes para su manejo y conservación.

**Área de estudio.** El PANACAM está ubicado en los departamentos de Comayagua y Cortés, Honduras. Esta comprendido entre los 600 y 2047 msnm, fue creado en el año 1987 bajo la ley de bosques nublados 87-87 (Cruz 1993). Es comanejado por el Proyecto Aldea Global (PAG). Su zona de visitantes está definida en este estudio empezando con la calle que

une Santa Elena con el Centro de Visitantes El Pino de PANACAM (4.1 km), los senderos Sinái (5.2 km) y Los Vencejos (0.6 km) dentro del área de uso público del Parque (Fig. 1). En términos de área, el recorrido general representa aproximadamente 4.04 hectáreas (0.0404 km cuadrados).

La zona de visitantes es un Bosque Muy Húmedo Sub Tropical (Holdridge 1962), y se encuentra entre los 600 y 1200 msnm. Se puede separar en dos tipos según su intervención actual. Primero, el camino entre Santa Elena y El Pino está muy intervenido con agricultura tradicional: café, asentamientos humanos, proyecto de generación eléctrica (represa Yure). Segundo, dentro del área de uso público se presenta un paisaje no intervenido de bosque latifoliado.

La precipitación promedio anual es de 2,892.3 mm, el mes de septiembre presenta el promedio más alto con 459.4 mm y el mes de marzo tiene promedio más bajo con 66.4 mm. La temperatura promedio anual es de 21.44°C, el mes más frío es diciembre con 17.86°C y el más caliente es mayo con 23.53°C. Estos datos fueron extraídos de la estación Santa Elena de la Empresa Nacional de Energía Eléctrica (ENEE).

### Metodología

**Esfuerzo** –. Se realizaron 18 visitas que comenzaron en enero de 2011 y finalizaron en marzo de 2014. En 2011, se visitó en los meses de enero, marzo, mayo, agosto, octubre y diciembre. En 2012, febrero, abril, junio, julio y septiembre. En 2013, enero, abril, julio, septiembre, noviembre y diciembre, y durante 2014 se hizo una visita en marzo. Se procuró visitar el área de interés al menos una vez por cada mes del año buscando tener acceso a la mayor representatividad temporal de orquídeas en flor. En cada viaje se recorría la zona de interés haciendo el mismo esfuerzo: sendero Sinái ocho horas, Sendero Los Vencejos, dos horas, camino entre el Centro de Visitantes Pino y Santa Elena, tres horas. Cada orquídea encontrada con flor era fotografiada con detalle y se tomaban las medidas que permitieran su determinación. No se colectó ninguna muestra pues no se contó con los permisos de colecta correspondientes; las imágenes de cada especie están consolidadas en una base de datos a la que se puede acceder contactando al autor.

**Riqueza y agrupación** –. Para estimar la riqueza



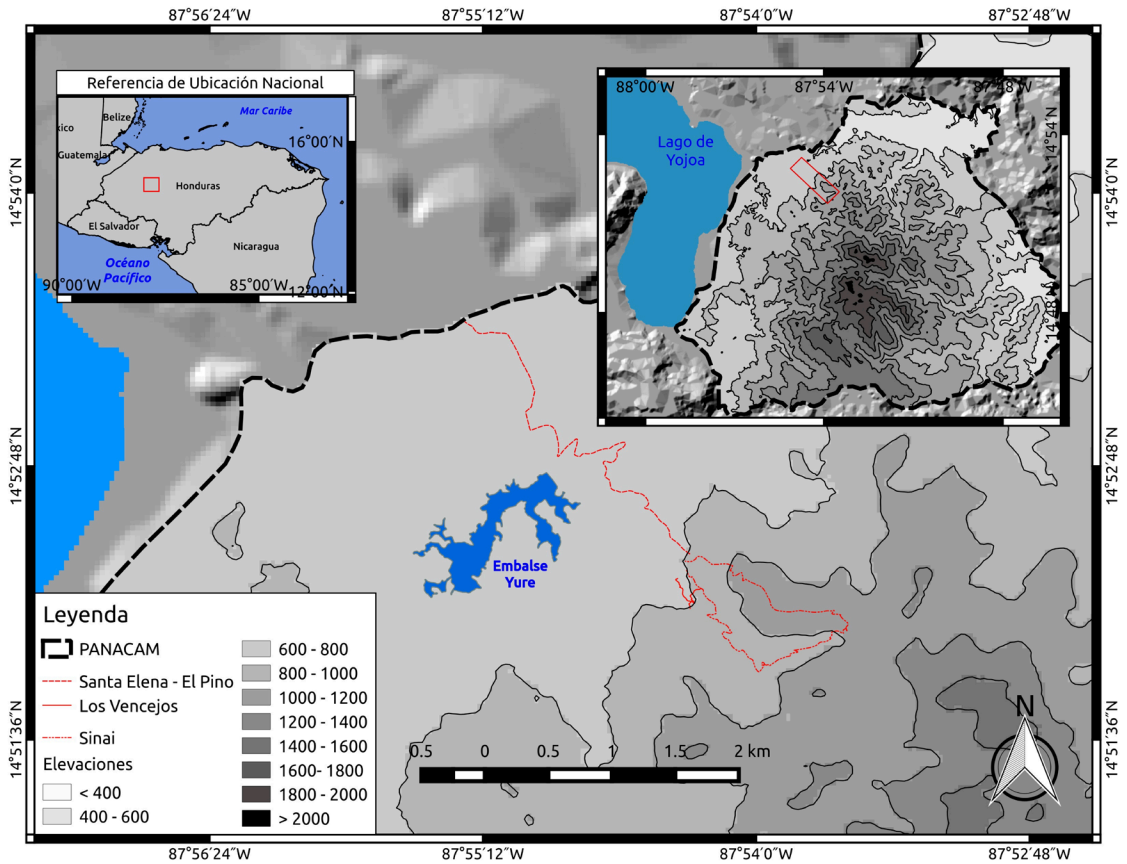


FIGURA 1. Zona de visitantes Parque Nacional Cerro Azul Meámbar (Elaborado con QGIS Development Team [2015]).

esperada de especies, se usó una matriz de presencia–ausencia de orquídeas en flor por cada mes. Una orquídea con flor se contabilizaba como presencia para la especie que representaba. Esta matriz fue analizada usando el paquete *fossil* (Vavrek 2011) del programa R (R Core Team 2013) con el algoritmo *jackknife* de primer orden.

Los meses fueron agrupados según su riqueza, usando una matriz de distancia euclidiana entre los meses para luego ser graficados en un árbol binario *unrooted* usando el paquete APE de la aplicación R (Paradis *et al.* 2004).

## Resultados

**Listado de especies** –. Adicionalmente a las especies que se lograron encontrar en flor, se agregaron orquídeas que se podían determinar, hasta donde fuese posible, en estado estéril. En la Tabla 1 se presenta la lista de orquídeas encontradas en la zona de visitantes

de PANACAM ordenadas alfabéticamente. Los nombres usados para las especies son en su mayoría los aceptados por Govaerts *et al.* (2011) y Chase *et al.* (2015). Además, se incluye si la especie es cultivada, invasora y comentarios.

**Análisis de riqueza** –. El resultado de la acumulación de especies (Fig. 2) utilizando *jackknife* de primer orden (Vavrek 2011) proyecta la presencia de aproximadamente 140 especies en las zona de visitantes de PANACAM.

**Agrupación de meses según riqueza en floración** –. Al agrupar los meses en función de la riqueza de las especies en floración encontramos dos grupos: G–1 y G–2 (ver Fig. 3). El primero presenta los picos más altos de floración. Este grupo se divide en dos subgrupos G–1a y G–1b. G–1a está representado por los meses de agosto, septiembre, octubre y noviembre; G–1b se forma en los meses diciembre, enero y febrero. Se hace

TABLA 1. Orquídeas de la zona de visitantes del PANACAM.

<i>Arpophyllum</i> sp.	<i>Gongora truncata</i> Lindl.*
<i>Arundina graminifolia</i> (D.Don) Hochr. * <sup>1</sup>	<i>Guarianthe skinneri</i> (Bateman) Dressler & W.E.Higgins <sup>1</sup>
<i>Bletia purpurea</i> (Lam.) A.DC *	<i>Habenaria</i> sp.
<i>Brassavola</i> sp.*	<i>Ionopsis utricularioides</i> (Sw.) Lindl.*
<i>Brassia verrucosa</i> Bateman ex Lindl.*	<i>Isorchilus linearis</i> (Jacq.) R.Br. Schltr.*
<i>Campylocentrum schiedeii</i> (Rchb.f.) Benth. ex Hemsl. *	<i>Jacquinella teretifolia</i> (Sw.) Britton & P.Wilson*
<i>Catasetum integerrimum</i> Hook.	<i>Lepanthes acuminata</i> Schltr.*
<i>Comparettia falcata</i> Poepp. & Endl.*	<i>scopula</i> Schltr.*
<i>Cranichis wagneri</i> Rchb.f.*	sp. 1*
<i>Cranichis</i> sp.*	sp. 2 *
<i>Cyclopogon comosus</i> (Rchb.f.) Burns-Bal. & E.W.Greenw.*	<i>Lepanthopsis floripecten</i> (Rchb.f.) Ames*
<i>cranichoides</i> (Griseb.) Schltr.*	<i>Lockhartia hercodonta</i> Rchb.f. ex Kraenzl.
<i>Cyrtopodium macrobulbon</i> (Lex.) G.A.Romero & Carnevali * <sup>3</sup>	<i>Malaxis</i> sp. *
<i>Dichaea glauca</i> (Sw.) Lindl.*	<i>Maxillaria aciantha</i> Rchb.f.*
<i>hystricina</i> Rchb.f.*	<i>anceps</i> Ames & C.Schweinf.*
<i>muricatoides</i> Hamer & Garay*	<i>cobanensis</i> Schltr.*
<i>panamensis</i> Lindl.*	<i>friedrichsthali</i> Rchb.f.*
<i>trulla</i> Rchb.f.*	<i>fulgens</i> (Rchb.f.) L.O.Williams *
<i>tuerckheimii</i> Schltr.*	<i>ringens</i> Rchb.f.*
sp.*	<i>uncata</i> Lindl.*
<i>Dimerandra emarginata</i> (G.Mey.) Hoehne	<i>variabilis</i> Bateman ex Lindl.*
<i>Dinema polybulbon</i> (Sw.) Lindl.*	<i>Mormodes ephippilabia</i> Fowlie*
<i>Elleanthus capitatus</i> (Poepp. & Endl.) Rchb.f.*	<i>sotoana</i> Salazar*
<i>caricoides</i> Nash*	<i>Nidema boothii</i> (Lindl.) Schltr.*
<i>graminifolius</i> (Barb.Rodr.) Løjtnant*	<i>Notylia barkeri</i> Lindl.
<i>poiformis</i> Schltr.*	<i>Oeceoclades maculata</i> (Lindl.) Lindl.* <sup>2</sup>
<i>Encyclia tuerckheimii</i> Schltr.*	<i>Oncidium sphacelatum</i> Lindl.* <sup>1</sup>
sp.*	<i>Ornithocephalus numenius</i> Toscano & Dressler *
<i>Epidendrum flexuosum</i> G.Mey.*	<i>Pelexia funkiana</i> (A.Rich. & Galeotti) Schltr. *
<i>glumarum</i> Hamer & Garay*	<i>Platystele oxyglossa</i> (Schltr.) Garay*
<i>isomerum</i> Schltr.*	<i>stenostachya</i> (Rchb.f.) Garay*
<i>melistagum</i> Hágsater*	sp.*
<i>mixtum</i> Schltr.*	<i>Platythelys querceticola</i> (Lindl.) Garay* <sup>4</sup>
<i>nocturnum</i> Jacq.*	<i>Pleurothallis cardiothallis</i> Rchb.f.
<i>paranthicum</i> Rchb.f.*	<i>correllii</i> Luer*
<i>radicans</i> Pav. ex Lindl.	<i>pansamalae</i> Schltr.*
<i>rigidum</i> jacq.*	<i>pruinosa</i> Lindl.*
<i>veroscriptum</i> Hágsater*	sp.*
<i>yojoaëense</i> Hágsater & L.Sánchez*	<i>Polystachya caracasana</i> Rchb.f.
<i>Erycina crista-galli</i> (Rchb.f.) N.H.Williams & M.W.Chase	<i>Prescottia stachyodes</i> (Sw.) Lindl.*
<i>Gongora leucochila</i> Lem.*	<i>Prosthechea baculus</i> (Rchb.f.) W.E.Higgins*

continúa

TABLA 1. Sigue.

<i>Prosthechea cochleata</i> (L.) W.E.Higgins * 2	<i>Specklinia spectabilis</i> (Ames & C.Schweinf.) Pupulin & Karremans
<i>livida</i> (Lindl.) W.E.Higgins *	<i>tribulooides</i> (Sw.) Pridgeon & M.W.Chase *
<i>pygmaea</i> (Hook.) W.E.Higgins *	<i>Stanhopea oculata</i> (Lodd.) Lindl.*
<i>radiata</i> (Lindl.) W.E.Higgins	sp. *
<i>Psilochilus macrophyllus</i> (Lindl.) Ames *	<i>Stelis gracilis</i> Ames *
<i>Restrepia muscifera</i> (Lindl.) Rchb.f. ex Lindl. *	<i>megachlamys</i> (Schltr.) Pupulin *
<i>Sacoila lanceolata</i> (Aubl.) Garay *	<i>segoviensis</i> (Rchb.f.) Pridgeon & M.W.Chase *
<i>Scaphyglottis confusa</i> (Schltr.) Ames & Correll *	sp. 1 *
<i>lindeniana</i> (A.Rich. & Galeotti) L.O.Williams *	sp. 2 *
<i>livida</i> (Lindl.) Schltr. *	sp. 3 *
<i>longicaulis</i> S.Watson *	<i>Trichocentrum ascendens</i> (Lindl.) M.W.Chase & N.H.Williams *
<i>prolifera</i> (R.Br.) Cogn. *	<i>luridum</i> (Lindl.) M.W.Chase & N.H.Williams *
<i>Sobralia decora</i> Bateman	<i>Trichopilia tortilis</i> Lindl. *
<i>macrantha</i> Lindl. *	<i>Trichosalpinx blaisdellii</i> (S.Watson) Luer *
<i>Specklinia glandulosa</i> (Ames) Pridgeon & M.W.Chase *	<i>Trigonidium egertonianum</i> Bateman ex Lindl. * 5
<i>grobyi</i> (Bateman ex Lindl.) F.Barros *	

\* = Registrada en el presente trabajo, 1 = Cultivada, 2 = Invasora, 3 = Comúnmente confundida en Honduras con *C. punctatum* (Romero-González *et al.* 2008), 4 = Género trasladado a *Aspidogyne* por Chase *et al.* (2015), 5 = Género trasladado a *Maxillaria* por Chase *et al.* (2015).

esta segregación pues a pesar que en estos meses se presenta la mayor cantidad de orquídeas en flor se observa una cantidad mayor en la agrupación G-1b y se considera importante mencionar que existen diferencias entre los meses que conforman el grupo G-1. G-2 está conformado por marzo, abril, mayo, junio y julio.

**Discusión.** Hasta el momento se había reportado la cantidad de 38 especies de orquídeas para el área total de PANACAM (Hawkins 1993, Borjas *et al.* 1997, AFECOHEDEFOR 1998, 2000, Nelson & Ortiz 2007, ICF 2012, Vega *et al.*, 2014, Tropicos 2014, C.V. Starr

Virtual Herbarium, 2015). En el presente estudio se encontraron 116 especies que pertenecen a 54 géneros, 17 subtribus, nueve tribus y dos subfamilias, usando la clasificación propuesta por Chase *et al.* (2015), de las cuales 101 son nuevos registros para el Parque. Se pueden enumerar por lo menos 139 especies de orquídeas para el Parque.

Se predice la presencia de aproximadamente 140

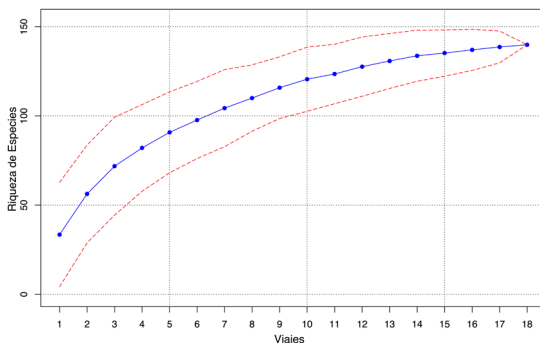


FIGURA 2. Curva de acumulación de especies.

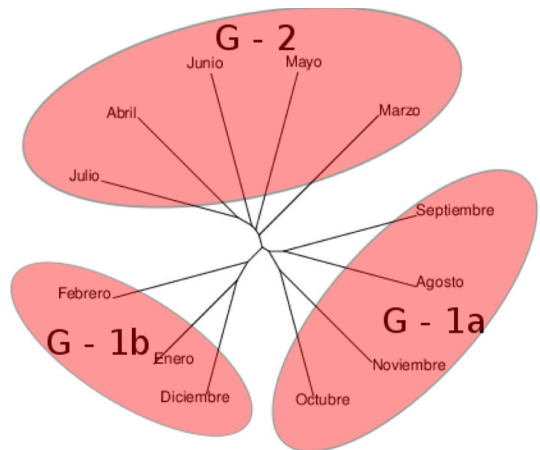


FIGURA 3. Agrupación de meses por riqueza (unrooted binary tree).

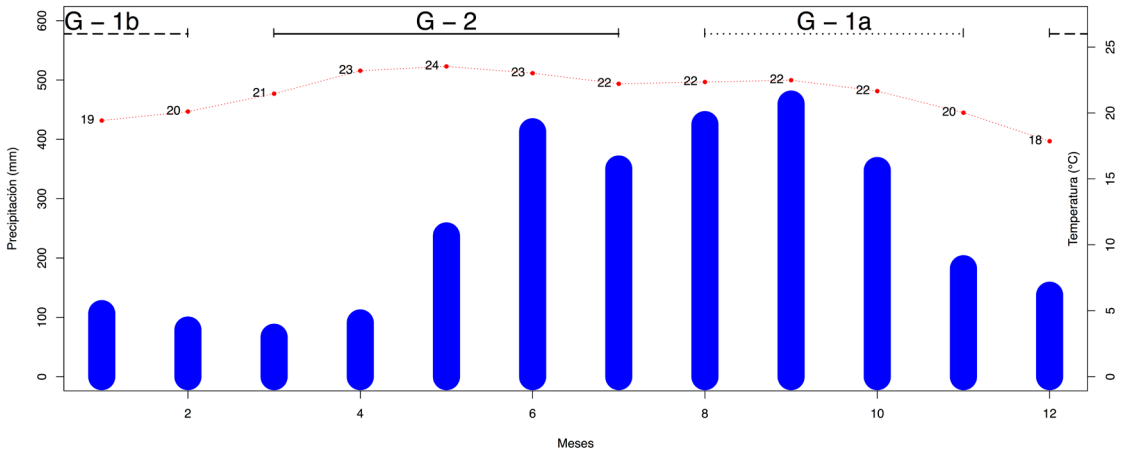


FIGURA 4. Grupos mensuales de floración de orquídeas en visitas a la zona de visitantes del PANACAM versus temperatura y precipitación (la línea roja punteada expresa la temperatura promedio mensual en grados centígrados, las barras azules muestran la precipitación promedio mensual, la línea negra punteada muestra la agrupación G-1a, la línea negra con espacios intercalados la agrupación G-1b y la línea negra sólida demarca la agrupación G-2 de floración).

especies de orquídeas en la zona de visitantes de PANACAM (Fig. 2), una cantidad que representa el 20% de las orquídeas de Honduras registradas por Nelson (2008, 2010), Archila (2013) y Vega *et al.* (2014), en un área que corresponde a 0.0001% de la totalidad del PANACAM.

Aunque el objetivo de este estudio recae en la riqueza de las orquídeas de la zona de visitantes de PANACAM, es importante aportar las observaciones realizadas en cuanto a otras variables que nos ayuden a entender esta riqueza y su temporalidad.

Si se comparan las agrupaciones de meses contra la precipitación y temperatura, cada grupo parece estar relacionado con el clima (Fig. 4). G-1a presenta altas precipitaciones (181–424 mm) y temperaturas promedio que van desde los 20 hasta 22°C. G-1b presenta precipitaciones bajas (78–137 mm) y temperaturas promedio bajas 18–20°C, las más bajas del año. Ambos subgrupos se podrían beneficiar del acumulado de humedad en el ambiente por los primeros meses de lluvia en el año. G-2 presenta precipitaciones bajas (66–237 mm), exceptuando junio y julio, que son meses con precipitaciones altas (350–412 mm), pero con temperaturas altas (21–23.5 °C), las más altas del año. Se podría emitir la hipótesis que la relación depende de la disponibilidad de agua, donde la precipitación representa la entrada de agua al sistema, y la temperatura, en forma de evaporación, la salida.

Estos resultados sugieren una relación entre el clima y la fenología de floración de las orquídeas, como menciona Dressler (1981), sin embargo esta sólo es la primera parte del proceso, donde el verdadero éxito de la especie se ve reflejado en la mayor posibilidad de germinación y consolidación de nuevos individuos. Plantas que dan flor en enero y plantas que dan flor en junio, suponemos tienen estrategias diferentes de preparación de fruto, dispersión de semillas y germinación, buscando las mejores condiciones ambientales para la germinación de su semilla y establecimiento de la planta (Dressler, 1981).

En base a que el área de estudio es pequeña y que de acuerdo a *jackknife* de primer orden se predice la presencia de más especies en el Parque, es necesario seguir este proceso de investigación de la historia natural de los organismos, dándole seguimiento al desarrollo de los frutos hasta el punto de la dispersión de su semilla y ver su relación con las variables climáticas. Para esto es de vital importancia la medición de disponibilidad de agua y otras variables que nos ayuden a entender de mejor forma la estrategia de estas plantas en el Parque. De igual forma, es necesario ampliar el área de investigación a la totalidad de PANACAM y procurar llegar a las partes más alta del parque donde se encuentra el bosque nublado donde estará la mayor diversidad de especies.

Los estudios a largo plazo, donde se puede abarcar

mejor la riqueza de los grupos de plantas y animales, se perfilan de gran importancia para plantear planes de manejo efectivos de recursos naturales en las áreas protegidas hondureñas. Sin información de este tipo se puede dejar de lado las condiciones específicas de cada grupo y especie representados dentro de los límites que se desean proteger, lo que llevaría a una planificación a oscuras.

AGRADECIMIENTOS. El autor quiere agradecer al personal del Proyecto Aldea Global por el apoyo y trato amable, a la Empresa Nacional de Energía Eléctrica, que a través de su departamento de meteorología, facilitó los datos climáticos de la estación meteorológica de Santa Elena, a J. L. Linares por la revisión de la determinación de gran parte de las especies, a J. E. Mérida y G. A. Cruz por la constante motivación, aporte de ideas y comentarios al manuscrito, a J. L. Murillo por la asistencia en cada viaje, a G. H. Wiese por ser inspiración sin saberlo y a dos revisores anónimos por los oportunos comentarios.

#### LITERATURA CITADA

- AFE-COHDEFOR. (1998). Plan de manejo, proyecto de áreas protegidas, Parque Nacional Cerro Azul Meámbar. Reporte técnico, Siguatepeque, Honduras.
- AFE-COHDEFOR. (2000). Plan de manejo, proyecto de áreas protegidas, Parque Nacional Cerro Azul Meámbar. Reporte técnico, Siguatepeque, Honduras.
- Archila, F. L. (2013). *Lepanthes vilchezii* nueva especie de Pleurothallidinae para Guatemala y Honduras. *Revista Guatemalensis*, 16(1), 12–21.
- Borjas, G., Pérez, D. E., Aguilar, S., Thorn, S. L., Flores, S. & Cruz G. A. (1997). Primer estudio sobre biodiversidad en el Parque Nacional Azul Meámbar. Reporte técnico, Proyecto Aldea Global.
- C. V. Starr Virtual Herbarium. New York Botanical Garden. (2015). <http://sciweb.nybg.org/science2/VirtualHerbarium.asp>, consultado el 15 de agosto 2015.
- Chase, M. W., Cameron, K. M., Freudenstein, J. V., Pridgeon, A. M., Salazar, G. Van Den Berg C. & Schuiteman, A. (2015). An updated classification of Orchidaceae. *Botanical Journal of the Linnean Society*, 177(2), 151–174.
- Cruz, G. A. (1993). El decreto 87-87, ley de los bosques nublados, base legal para la conservación de los bosques nublados de Honduras. *Serie Miscelánea de CONSEFORH* 23. ESNACIFOR, Siguatepeque, Honduras.
- Dressler, R. L. (1981). *The orchids: natural history and classification*. Harvard University Press, Cambridge, Massachusetts and London, England.
- Dressler, R. L. (2005). How many orchid species? *Selbyana*, 26, 155–158.
- Neotropical Herbarium Museum, The Field Museum (2015). <http://fm1.fieldmuseum.org/vrrc/>, consultado el 15 de agosto 2015.
- Govaerts, R., Pfahl, J., Campacci, M. A., Holland-Baptista, D., Tigges, H., Shaw, J., Cribb, P., George, A., Kreuz, K. & Wood, J. (2011). World checklist of Orchidaceae. The board of trustees of the Royal Botanical Gardens, Kew. Consultado diciembre 2014.
- Hawkins, T. (1993). Informe del primer viaje al Parque Nacional de Azul Meámbar. Reporte técnico. 25-7/93, *Serie Miscelanea de CONSEFORH*, ESNACIFOR, Siguatepeque.
- Hazlett, D. L. (1980). A botanical description of Cerro Azul Meámbar, Honduras. *Brenesia* 18, 201–206.
- Holdridge, L. R. (1962). Mapa ecológico de Honduras. Reporte técnico, OEA, San José, Costa Rica.
- Hágsater, E. & Dumont V. eds. (1996). Status survey and conservation plan: orchids. UICN.
- ICF (2012). Plan de manejo, proyecto de áreas protegidas, Parque Nacional Cerro Azul Meámbar. Reporte técnico, Siguatepeque, Honduras.
- Nelson, C. H. (2008). Catálogo de plantas vasculares de Honduras, espermatófitas. Secretaria de Recursos Naturales y Ambiente / Guaymuras, Tegucigalpa.
- Nelson, C. H. (2010). Adiciones y comentarios a la flora de Honduras. *Ceiba* 51(2), 70–88.
- Nelson, C. H., & Ortiz, J. C. (2007). La colección de orquídeas del herbario TEFH de Honduras. *Ceiba*, 48(1), 11–59.
- Paradis, E., Claude, J. & Strimmer, K. (2004). APE: analyses of phylogenetics and evolution in R language. *Bioinformatics*, 20, 289–290.
- Peraza-Flores, L. N., Fernández-Concha, G. C. & Romero-González G. A. (2011). Taxonomic notes in American *Polystachya* (Orchidaceae): The identity of *P. foliosa* (Hook.) Rchb.f. and the reestablishment of *P. caracasana* Rchb. f. *The Journal of the Torrey Botanical Society*, 138, 366–380.
- QGIS Development Team. (2015). QGIS: Geographic information system. Open Source Geospatial Foundation.
- R Core Team. 2013. R: A language and environment for statistical computing. R Foundation for Statistical Computing, Vienna, Austria.
- Romero-González, G. A., Batista, J. & L. de Bem Bianchetti. (2008). A synopsis of the genus *Cyrtopodium* (Catasetinae: Orchidaceae). *Harvard Papers in Botany*, 13, 189–206.
- Tropicos.org, Missouri Botanical Garden. (2015), Agosto 15). <http://www.tropicos.org>, consultado 15 agosto del 2015.

- Vavrek, M. J. (2011). Fossil: palaeoecological and palaeogeographical analysis tools. *Palaeontologia Electronica* 14:1T. R package version 0.3.0.
- Vega, H., Cetzal-Ix, W., M6, E., Germer, D. & Soler K. (2014). Nuevos registros de Orchidaceae para Honduras. *Lankesteriana*, 14, 115–121.

## A COLORFUL NEW SPECIES OF *NEOOREOPHILUS* (ORCHIDACEAE: PLEUROTHALLIDINAE) FROM THE EASTERN ANDES OF COLOMBIA AND ECUADOR

SEBASTIÁN VIEIRA-URIBE<sup>1,2,4</sup> & LOU JOST<sup>3</sup>

<sup>1</sup> Sociedad Colombiana de Orquideología, Medellín, Colombia

<sup>2</sup> Grupo de Investigación en Orquídeas, Ecología y Sistemática Vegetal, Universidad Nacional, sede Palmira, Colombia

<sup>3</sup> Fundación EcoMinga, Baños, Tungurahua, Ecuador

<sup>4</sup> Corresponding author: [utricseb@gmail.com](mailto:utricseb@gmail.com)

ABSTRACT. A new species of *Neoreophilus* from the eastern Andes of Colombia and Ecuador is described and illustrated. *Neoreophilus chaoae* is related to a group of species that includes *N. cordilabius*, *N. chelosepalus* and *N. wernerii* characterized by having an obovate, pubescent dorsal sepal and spread or reflexed, non-pubescent lateral sepals ending with an apiculum. The new species can be distinguished by its narrowly triangular lateral sepals and its lip with lateral lobes not extending beyond the column. Notes about its natural habitat and conservation status are also given.

Keywords: *Neoreophilus*, Pleurothallidinae, new species, eastern Andes

*Neoreophilus* Archila, formerly known as *Oreophilus* W.E. Higgins & Archila, *Brachycladium* Luer, or *Lepanthes* subg. *Brachycladium* Luer, is one of the most cryptic and poorly known genera of subtribe Pleurothallidinae (Orchidaceae). The genus is more closely related to *Andinia* Luer (Wilson & Jost, 2011) than to *Lepanthes* Sw., where most of the species had originally been placed. Plants of this genus are epiphytes and form long pendent chains (sometimes exceeding one meter in length) of tiny alternating ovate leaves (5–12 mm long), each on a very short (less than 2 mm) ramicaul. The chains hang from tree branches or trunks in very wet mossy cloud forests with good air movement, and closely resemble some pendent fern fronds found in the same habitat. Older leaves are often covered with bryophytes and algae. Inconspicuous tiny but complex flowers are born on racemes from a joint in the ramicaul. The plants are often restricted to narrow elevation bands and are usually rare even in suitable habitat, though when one species is present on a tree, individuals of other species of the same genus often accompany it. Non-specialist botanists rarely notice the flowers, or even the plants, so members of this genus are poorly represented in the world's herbaria.

The new species described below was discovered independently about 10 years apart in two widely separated locations: the Cordillera Abitagua in the east-central Andes of Ecuador, and the Sibundoy Valley in the southeastern Andes of Colombia, ca. 300 km away. On morphological grounds it appears to be most closely related to *Neoreophilus wernerii* (Luer) Archila and *N. cordilabius* (Luer) Archila from the Andes of southeastern Ecuador, and *N. chelosepalus* (Luer & Hirtz) Archila, which is thought to have been collected in the Andes of western Ecuador.

*Neoreophilus chaoae* S. Vieira-Uribe & L. Jost, *sp. nov.*

TYPE: COLOMBIA. Putumayo: municipio de San Francisco, Vereda Porotal, Reserva Yumartán, 2200 m. Jun. 26 2015. Collected by Miguel M. Bonilla. S. Vieira 0020 (holotype: JAUM!). (Fig. 1–2).

*Diagnosis.*— This species is most similar to *Neoreophilus chelosepalus*; however, it can be recognized by its narrowly triangular lateral sepals more than twice as long as wide, sub-orbicular lip with lateral lobes not extending beyond the column, and its involute, pubescent petals.

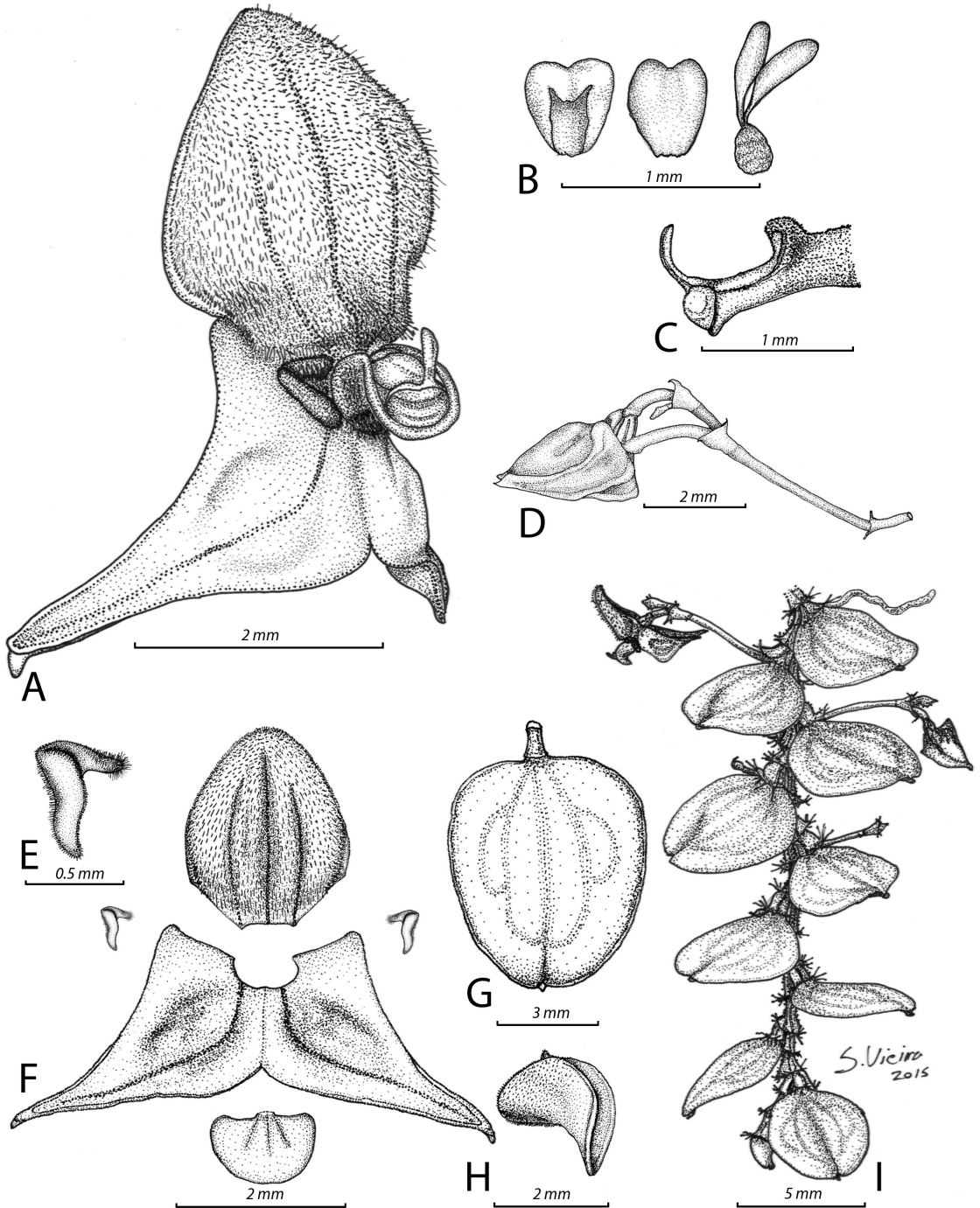


FIGURE 1. Drawing of *Neoreophilus chaoae* S. Vieira-Uribe & L. Jost. **A.** Flower. **B.** Pollinia and anther cap. **C.** Column, profile view (pollinia and anther cap absent). **D.** Inflorescence. **E.** Petal. **F.** Dissected perianth. **G.** Leaf. **H.** Lip, profile view. **I.** Habit. Drawn by S. Vieira-Uribe from *S. Vieira 0020* (holotype: JAUM).



*Plant* epiphytic, repent and pendent, up to 50 cm long. *Stem* 2.5-3.0 mm long between ramicauls, each segment enclosed by two imbricating, membranaceous, infundibular sheaths, ciliate along the ribs, with dilated, ciliated ostia. *Roots* slender, flexuous, ca. 0.4 mm in diameter. *Ramicauls* 1 mm long, enclosed by a single membranaceous, infundibular sheath ciliate along the ribs, with dilated, ciliate ostia. *Leaves* 5.5 × 4.5-5.0 mm, green, suffused with purple along the veins, thickly coriaceous, ovate, obtuse, glabrous, retuse with a short abaxial apiculum at the sinus, the rounded base narrowing into a short petiole less than 0.2 mm long. *Inflorescence* a congested, successively flowered raceme placed well above the leaf surface, producing several flowers, often with a last non-developing flower that remains as a vestigial bud; borne by a slender, ascending peduncle 5 mm long, with a glabrous, tubular sheath, ciliate along the margins, 1 mm long; up to five inflorescences are borne successively from near the base of each ramicaul; rachis segments ca. 1.5 mm long; floral bracts infundibular, oblique, acuminate, membranaceous, sparsely ciliate along its margins, ca. 0.8 mm long; pedicels slender, persistent, 1 mm long; ovary glabrous, ca. 0.6 mm long. *Flowers* facing down. *Dorsal sepal* 2.3 × 2.0 mm, orange-red, suffused with burgundy basally, ovate, obtuse, revolute, entire, pubescent, 3-veined, abaxially carinate along the main vein, connate to the lateral sepals for about 1.0 mm. *Lateral sepals* 3.2 × 1.5 mm, yellow, suffused with burgundy in the middle, narrowly triangular, acute, reflexed, entire, glabrous, 2-veined, abaxially carinate along the main vein, the carinae ending at the apex with an apiculum, connate for about 0.8 mm. *Petals* 0.3 × 0.5 mm, orange-red, transversally bilobed; the upper lobe triangular, pubescent, 0.4 mm long; the lower lobe oblong to triangular, slightly sigmoid, involute, puberulous, 0.5 mm long. *Lip* 0.8 × 1.1 mm when expanded, fulvous, suffused with burgundy in the center, sub-orbicular, entire, glabrous, abaxially puberulous along the veins, 3-veined, embracing the column, cuneate at the base, adnate to the base of the column. *Column* 1.6 mm long including the rostellum, white, suffused with lilac, terete, papillulose, the anther and stigma apical; the rostellum apically yellow, oblanceolate, antrorse, conspicuous. *Pollinia* two, yellow, ovoid, basally filiform, with a transparent drop-like viscidium. *Anther cap* cream, triangular, cucullate.

**EPONYMY:** We name this species after Dr. Anne Chao of the Institute of Statistics, National Tsing Hua University, Taiwan, in honor of her support for conservation of Fundacion EcoMinga, whose Rio Zuñac Reserve in Ecuador now protects the site where this species was originally discovered. It is also appropriate to name this species in honor of Dr. Chao for her groundbreaking work on the estimation of the number of undetected species in an ecosystem, and for her other important work on the mathematics of biodiversity.

**ADDITIONAL MATERIAL EXAMINED:** ECUADOR. Tungurahua: Baños township, Cordillera Abitagua, Rio Zuñac watershed, ca. 2300 m. Nov. 2001. *Lou Jost 3408* (QCA!) (Fig. 3B).

*Neooreophilus chaoae* is vegetatively similar to many of its congeners, with glabrous ovate leaves whose main veins are usually purple (most obvious on young leaves). It belongs to a group of similarly flowered species, with ovate, pubescent dorsal sepal, and reflexed non-pubescent lateral sepals with an apiculum. Its inflorescence is longer than the leaf and the flowers are unusual for the genus in facing downwards. Its glabrous, triangular lateral sepals longer than the dorsal sepal easily distinguish it from all congeners except *N. cordilabius*, *N. chelosepalus* and *N. weneri*. It can be distinguished from *N. chelosepalus* (Fig. 3A) and *N. weneri* (Fig. 3C) by the narrowly triangular lateral sepals more than twice as long as wide (rather than less than twice as long as wide), its sub-orbicular lip with lateral lobes not extending beyond the column (rather than extending vertically beyond the column [Luer 2002, 2009]) and its pubescent petals (rather than glabrous or cellular glandular). From *N. cordilabius*, it can be distinguished by its narrowly triangular, glabrous lateral sepals (rather than elliptical-oblong and microscopically pubescent [Luer 2002]), its glabrous ovary (rather than long ciliate-spiculate) and its involute, oblong petals with the upper lobe smaller than the lower lobe (rather than lunate, with lobes equal).

**HABITAT AND CONSERVATION STATUS:** *Neooreophilus chaoae* is rare and local at both its known localities. At each site it is restricted to elevations between 2100 and 2500 m in very wet, airy cloud forest, where it grows

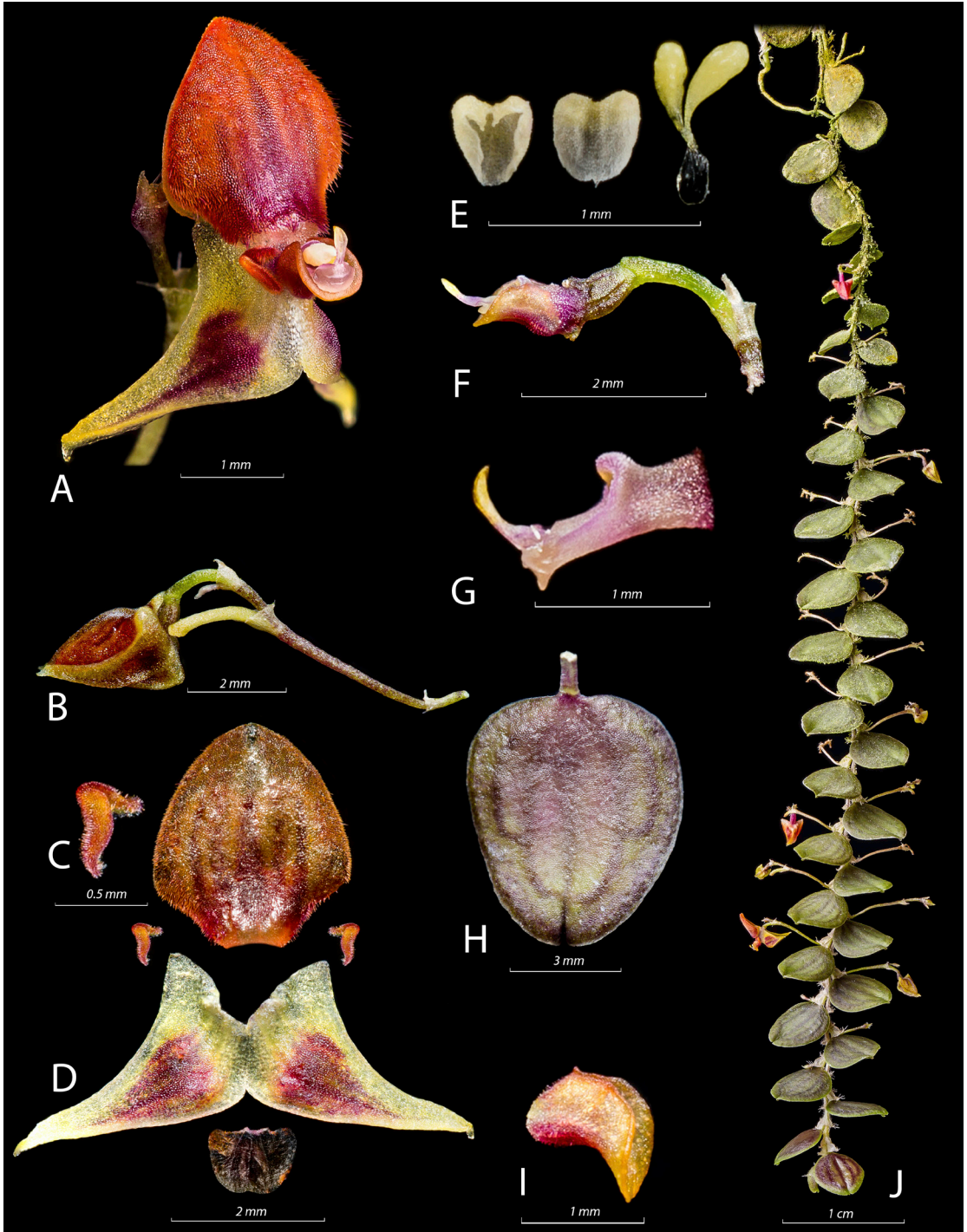


FIGURE 2. Lankester Composite Digital Plate (LCDP) of *Neoreophilus chaoae* S. Vieira-Uribe & L. Jost. **A.** Flower. **B.** Inflorescence. **C.** Petal. **D.** Dissected perianth. **E.** Anther cap and pollinia with drop-like viscidium. **F.** Ovary with column and lip, profile view (pollinia and anther cap absent). **G.** Column, profile view (pollinia and anther cap absent). **H.** Leaf. **I.** Lip, profile view. **J.** Habit. Photographed by S. Vieira-Uribe from S. *Vieira* 0020 (holotype: JAUM).



FIGURE 3. **A.** Photograph of the flower of *Neoreophilus chelosepalus*. Photographed by Ron Parsons from a plant grown by Marni Turkel. **B.** Photograph of the flower of *Neoreophilus chaoae* from Ecuador. Photographed by L. Jost from Lou Jost 3408 (QCA). **C.** Photograph of the flower of *Neoreophilus wernerii*. Photographed by Florian Werner from F. Werner 333 (holotype: MO).

together with several other species of the same genus. However, the lack of morphological variation among the specimens from the two distant sites suggests that the known populations are linked by undiscovered populations at similar elevations in the poorly explored northeast Andes of Ecuador. The eastern Andes of southeast Colombia are also quite unexplored, so the distribution of the species may also extend well north of the single known site (Sibundoy valley) in that country. In light of the lack of exploration of suitable nearby habitat, and the cryptic nature of the plants, we suggest classifying this species under the IUCN category “Data Deficient”. Both known sites are privately protected; the Ecuadorian site is inside the Fundación EcoMinga’s Rio Zuñac Reserve and the Colombian site is inside the Yumartán reserve near Sibundoy valley.

**ACKNOWLEDGEMENTS.** The authors want to thank: the Ministerio del Ambiente del Ecuador and the Autoridad Nacional de Licencias Ambientales of Colombia for granting the permits under which specimens were collected; Ramiro Medina from Sibundoy, for providing the first photographs

and information about this species in Colombia; Mario Camilo Barrera, from San Francisco, Putumayo, for guiding us to *Neoreophilus* heaven in Sibundoy Valley, Yumartán Reserve; Steve Beckendorf and Peter Tobias of the Orchid Conservation Alliance for inviting me to join them on a conservation trip to Sibundoy Valley, Miguel M. Bonilla for kindly providing the Colombian material, Alex Hirtz and Ron Parsons, for providing photos of *N. chelosepalus*, and Florian Werner for providing photos of *N. wernerii*. Lou Jost gratefully acknowledges support from a grant by John V. Moore to the Population Biology Foundation.

#### LITERATURE CITED

- Luer, C. A. (2002). Icones Pleurothallidarum XXIV: A first century of new species of *Stelis* of Ecuador Part 1, Addenda to *Lepanthes* of Ecuador. *Monographs in Systematic Botany from the Missouri Botanical Garden*, 88, 87-96.
- Luer, C. A. (2009). Miscellaneous new species in the Pleurothallidinae (Orchidaceae). *Selbyana*, 30(1), 16-17.
- Wilson, M. & Jost, L. (2011). Phylogenetic analysis of the Andean genus *Brachycladium* Luer (syn. *Oreophilus* Higgins & Archila) and closely related genera based on nuclear ITS sequencing. *Lankesteriana*, 11(3), 370.



## A NEW CHECKLIST OF ORCHID SPECIES FROM CUBA\*

ERNESTO MÚJICA<sup>1,3</sup> & ELAINE GONZÁLEZ<sup>2</sup>

<sup>1</sup> Centro de Investigaciones y Servicios Ambientales ECOVIDA. Carretera a Luis Lazo, km 2.5, Pinar del Río. C.P. 20200, Cuba

<sup>2</sup> Jardín Botánico Orquideario Soroa. Universidad de Pinar del Río. Carretera a Soroa, km 8, Candelaria, Artemisa, Cuba

<sup>3</sup> Author for correspondence: [egh75@upr.edu.cu](mailto:egh75@upr.edu.cu)

**ABSTRACT.** In 2014, James D. Ackerman and collaborators published the last checklist of Cuban orchid species in the book, “*Orchid Flora of the Greater Antilles*”. The aim of our study was to determine the current number of orchid species in Cuba and adjacent islands culminating in an updated checklist. We consulted numerous publications and reports, visited four herbaria, and refer to ongoing collaboration with leading specialists. A total of 91 genera and 312 species are documented. We provide comments on taxonomic status on noteworthy species.

**KEY WORDS:** taxonomy, checklist, orchids, Cuba

**Introduction.** Since the 18<sup>th</sup> century, the orchids of Cuba have been in the crosshairs of scholars given the island’s unique geographic position and large size among the Antilles, and the fact that Cuba became a major regional trade and communications center. Already in 1799 Baltasar Boldo and José Estévez in their *Cubensis Prima Flora* had described 10 species of Cuban orchids. This *Flora* remained unpublished in Madrid until 1990. In 1835, another orchid species was described from Cuba, *Oncidium lemonianum* Lindl., [= *Tolumnia lemoniana* (Lindl.) Braem]. Following its description, the species was then exported by Captain Sutton and subsequently cultivated by Charles Lemon at Carclew, England. The work by other specialists ensued leading to Ramon de La Sagra’s “*Historia Física, Política y Natural de la Isla de Cuba*” published in volume XI, between 1850 and 1852, recognized 51 Cuban orchid species. The chapter on orchids in this work was a contribution of Achille Richard. By the end of that century, a total of 188 orchid species had been described from Cuba.

Studies in the 20<sup>th</sup> century revealed additional orchid taxa in Cuba. In 1938, Julián Acuña Galé published “*Catálogo Descriptivo de las orquídeas cubanas*” reporting 278 species of Orchidaceae. Later, in 1946, the Frenchman Joseph Silvestre Sauget

(Hermano León) published within “*Flora de Cuba*” (volume 1) a new expose with few changes compared to earlier catalogues. After an updated treatment in 1951 by Alex D. Hawkes, little new information was reported for the next 33 years. Finally in 1984, a new checklist was published based on the studies conducted by Dr. Helga Dietrich of the University of Jena in Germany, which recorded 88 genera and 300 species. During the final years of the 1980s and the decade of the 1990’s, important reports and contributions were made regarding new species by Marta A. Díaz Dumas, James D. Ackerman, Robert Dressler, Carlyle Luer and Juan Llamacho Olmos. In late 1998, after intensive work, a list of documented orchid genera and species in Cuba was submitted by a group of authors from the Orquideario de Soroa, Cuba, which was published in early 2000 as part of the book “*Los Géneros de Orquídeas Cubanas*”. The work of Mark A. Nir, “*Orchidaceae Antillanae*”, was also published in the same year.

In the current century, other specialists continued this line of work including the German Hagen Stenzel, the Italo-Costa Rican Franco Pupulin and the Cuban Juan Olmos Llamacho, the latter having authored “*The Orchids of Cuba*”, wherein 305 species are reported within the island. Similarly, an excellent contribution to the knowledge of the orchid flora of

\* This text was prepared with substantial contributions by James D. Ackerman, Eric Hágsater, Alec M. Pridgeon, Franco Pupulin, Gerardo A. Salazar and Lawrence W. Zettler.

Cuba and the Caribbean was advanced by James D. Ackerman and collaborators “*Orchid Flora of the Greater Antilles*”, published in 2014, where 315 species are recorded for the island.

The objective of this study is to present a new checklist of Cuban orchids, taking into account the newest reports, trends and results of current taxonomic studies conducted by leading Cuban national and foreign specialists who for years have devoted their efforts to this task.

**Materials and methods.** For this study we followed the classification system of Chase *et al.* (2015). Each species is presented with its basionym and type. For taxa with multiple synonyms, only those whose types are derived from islands near Cuba or Florida are cited. The authors acknowledge that there was no opportunity to examine types in foreign herbaria, for which they trust in those cited by authors with vast experience in the study of the orchid flora within Cuba.

With regard to Cuban herbaria, the authors reviewed the specimens deposited in the Herbarium of the Botanical Garden of Pinar del Río (HUIB), Herbarium Johannes Bisse (HAJB) of the National Botanical Garden, Herbarium of the Universidad Central de Las Villas (HUCLV), and the Herbarium of the Institute of Ecology and Systematics (HAC) that contains the collections of the old Herbarium Sauvalle, Herbarium of the Agronomic Station of Santiago de las Vegas, and those of the Herbarium of the Colegio La Salle. We have also reviewed the specimens deposited in the Herbarium of the Botanical Garden Orquideario Soroa (HOS). When possible, all species consultations are cited in order to facilitate their location to those interested in further research and to obtain direct local consultations in Cuba if necessary.

For those species reported from the island of which the authors have seen no records in the reviewed herbaria, or for those analyzed which have yielded doubts about their true identity, we have relied on information gathered from authors and foreign herbaria which we have not been able to visit. The only exceptions made was regarding those species of which we have not been able to obtain information from national or foreign herbaria, but which have

been or are currently being grown at the Botanical Garden Orquideario Soroa, each being duly verified by the authors after seeing the garden’s specimens, photographs and drawings there of which are noted in the listing.

As will be noted, we have used data and reports that appear in both historic as well as recent bibliographies, with the aim of arriving at criteria that correspond as closely as possible to the trends observed today in the field of orchidology in the region. In all instances the authors have sought to designate species according to the most recent nomenclature (Chase *et al.* 2015). Comments are also made in cases of nomenclatural changes, and for the additions or elimination of genera and species recorded for the country. Endemic species for Cuba are indicated with asterisk (\*).

**Results and discussion.** In comparison to the most recent list published by Ackerman (2014) and following the system of classification proposed by Chase and collaborators (2015), 42 nomenclatural changes have been made, almost all of which have to do with segregations from *Pleurothallis* towards other genera. One species is synonymized (*Encyclia brevifolia* = *Encyclia pyriformis*), six are excluded from the Island of Cuba (see excluded species) and three new species and three natural hybrids have been added (*Bletia* × *ekmanii*, *Broughtonia* × *guanahacabibensis*, *Encyclia* × *camagueyensis*, *Encyclia sabanensis*, *Encyclia viñalensis* and *Lepanthes caluffii*). Only in one case we don’t follow Chase *et al.* (2015) because we prefer to move *Pteroglossapis ecristata* to the genus *Orthochilus* and not to *Eulophia*.

This study has resulted in 91 genera and 312 species for the flora of Cuba. A total of 97 species are endemic, representing 31% of those registered. The best represented genera are *Lepanthes* with 28 species, *Epidendrum* 26, *Encyclia* 24, *Specklinia* 15, *Tolumnia* and *Pleurothallis* 10, *Habenaria* and *Vanilla* with 9. Finally, the authors hope that the present work will serve as an up-to-date reference for those who engage in the daily struggle to study and conserve species of this family of plants in the country and the Caribbean region as a whole.

## CHECKLIST

## ACIANTHERA Scheidw.

*Acianthera angustifolia* (Lindl.) Luer, Monogr. Syst. Bot. Missouri Bot. Gard. 112: 118. 2007.

BASIONYM: *Pleurothallis angustifolia* Lindl., Edward's Bot. Reg. 21: sub. t. 1797. 1835.

Type: Mexico: Jalapa, *Deppe s.n.* (holotype K).

*Pleurothallis confusa* Fawc. & Rendle, J. Bot. 47: 129. 1909.

Type: Jamaica: Bethebara, *Wilson & Wullschlägel 1079* (lectotype, Fawcett & Rendle, 1909, p. 129, K-L).

*Pleurothallis wilsonii* Lindl., Ann. Mag. Nat. Hist., ser. 3, 1: 326. 1858; *Humboltia angustifolia* (Lindl.) Kuntze, Revis. Gen. Pl. 2: 667. 1891.

*Humboltia wilsonii* (Lindl.) Kuntze, Revis. Gen. Pl. 2: 667. 1891.

*Acianthera wilsonii* (Lindl.) Pridgeon & M.W.Chase, Lindleyana 16: 247. 2001.

Type: Cuba: Oriente, 1856-57, *C. Wright 668* (lectotype K-L).

SPECIMENS STUDIED: HAJB!: *Bisse et al. 45193*; HAC!: *Alain et al. 7466*; HOS!: *Pérez & Bocourt 101*; flowers in spirit: *Pérez & Bocourt 088*.

*Acianthera bissei* (Luer) Luer, Monogr. Syst. Bot. Missouri Bot. Gard. 95: 253. 2004.\*

BASIONYM: *Pleurothallis bissei* Luer, Lindleyana 14: 108. 1999.

Type: Cuba: Prov. Holguín, Mayarí Abajo, Sierra de Nipe, Loma de la Mensura, *J. Bisse et al. HFC 35789* (holotype HAJB!).

SPECIMEN STUDIED: HAJB!: *Berazain et al. 63388*.

*Acianthera murex* (Rchb.f.) Luer, Monogr. Syst. Bot. Missouri Bot. Gard. 115: 257. 2009.\*

BASIONYM: *Pleurothallis murex* Rchb.f., Flora 48: 276. 1865.

*Specklinia murex* (Rchb.f.) Luer, Monogr. Syst. Bot. Missouri Bot. Gard. 95: 263. 2004.

Type: Cuba: Prov. Guantánamo, near Monte Verde, 1860-1864, *C. Wright 3348* (holotype K).

*Pleurothallis trigonifolia* Wright ex Lindl., according to Cogn., Fl. Cuba 288. 1866.

Type: Cuba: Guantánamo, near Monte Verde, *C. Wright s.n.* (holotype K).

*Pleurothallis papulifolia* Luer, Lindleyana 14: 116. 1999.

*Acianthera papulifolia* (Luer) Luer, Monogr. Syst. Bot. Missouri Bot. Gard. 95: 254. 2004.

Type: Cuba: Holguín: Moa, between Alto de la Calinga y El Toldo, *C. Paufet & I. Silva s.n.* (holotype HAJB!).

SPECIMENS STUDIED: HAC!: *Alain 3811*; HUJB!: *Urquiola et al. 6310*.

*Acianthera odontotepala* (Rchb.f.) Luer, Monogr. Syst. Bot. Missouri Bot. Gard. 95: 254. 2004.

BASIONYM: *Pleurothallis odontotepala* Rchb.f., Flora 48: 275. 1865.

*Acianthera odontotepala* (Rchb.f.) Luer, Monogr. Syst. Bot. Missouri Bot. Gard. 95: 254. 2004.

Type: Cuba: Oriente: 1860-1864, *C. Wright 3349* (holotype K).

*Pleurothallis brachypetala* Griseb., Cat. Pl. Cub. 257. 1866.

Type: Cuba: "721. Cuba occ." 1863, *Wright 3349b* (holotype GOET).

SPECIMENS STUDIED: HAJB!: *Alvarez et al. 64894*; HAC!: *Acuña 22991*.

*Acianthera stenzelii* Luer, Mem. New York Bot. Gard. (Orchid Fl. Greater Antilles) 109: 575. 2014.\*

Type: Cuba: prov. Sancti Spiritus, Municipio Yaguajay, *Martínez-Falcón s/n.* (Holotype HAC 41200).

*Acianthera rubroviridis* (Lindl.) Pridgeon & M.W.Chase, Lindleyana 16: 246. 2001.

BASIONYM: *Pleurothallis rubroviridis* Lindl., Ann. Mag. Nat. Hist., ser. 3, 1: 327. 1858.

*Humboltia rubroviridis* (Lindl.) Kuntze, Revis. Gen. Pl. 2: 668. 1891.

Type: Cuba: Oriente, *C. Wright s.n.* (holotype K-L).

*Pleurothallis cubensis* Lindl., Ann. Mag. Nat. Hist., ser. 3, 1: 328. 1858.

*Humboltia cubensis* (Lindl.) Kuntze, Revis. Gen. Pl. 2: 667. 1891.

*Acianthera cubensis* (Lindl.) Pridgeon & M.W.Chase, Lindleyana 16: 243. 2001.

Type: Cuba: Guantánamo, near Monte Verde, *C. Wright 653* (holotype K-L).

SPECIMENS STUDIED: HAJB!: *Bisse et al. 14686*;  
HOS!: *Pérez & Bocourt 108*; flowers in spirit:  
*Pérez & Bocourt 018*.

*Acianthera testifolia* (Sw.) Solano, *Acta Bot. Mex.* 97: 50. 2011.

BASIONYM: *Epidendrum testifolium* Sw., *Prodr. Veg. Ind. Occ.* 122. 1788.

*Cymbidium testifolium* (Sw.) Sw., *Nova Acta Regiae Soc. Sci. Upsal.* 71. 1799.

*Pleurothallis testifolia* (Sw.) Lindl., *Ann. Mag. Nat. Hist.*, ser. 3(1): 328. 1858.

*Humboltia testifolia* (Sw.) Kuntze, *Revis. Gen. Pl.* 2: 668. 1891.

*Apoda-proreperia testifolia* (Sw.) Luer, *Monogr. Syst. Bot. Missouri Bot. Gard.* 95: 255. 2004.

Type: Jamaica: *O. Swartz s.n.* (lectotype S, Stenzel, 2007, p. 80).

SPECIMENS STUDIED: HAJB!: *Bisse et al. 62259*;  
HOS!: *collector unknown 107*; flowers in spirit:  
*collector unknown 006*.

#### ANATHALLIS Barbosa Rodrigues

*Anathallis obovata* (Lindl.) Pridgeon & M.W.Chase, *Lindleyana* 16: 250. 2001.

BASIONYM: *Pleurothallis obovata* (Lindl.) Lindl., *Edward's Bot. Reg.* 28 (Misc.): 75. 1842.

*Specklinia obovata* Lindl., *Edward's Bot. Reg.* 25 (Misc.): 137. 1839.

*Humboltia obovata* (Lindl.) Kuntze, *Revis. Gen. Pl.* 2: 668. 1891.

Type: Brazil: without collection data (lectotype [Luer, 1999, p. 115] K-L).

*Pleurothallis albida* Lindl., in *Ann. Mag. Nat. Hist.*, ser. 3,1: 327.1858.

Type: Cuba: Monteverde, *Wright 655* (K; NY).

SPECIMENS STUDIED: HAJB!: *Gutiérrez et al. 67987*;  
HAC!: *Casas 17432*; HOS!: *collector unknown 232*; flowers in spirit: *collector unknown 143*.

*Anathallis sertularioides* (Sw.) Pridgeon & M.W.Chase, *Lindleyana* 16: 250; 2001.

BASIONYM: *Epidendrum sertularioides* Sw., *Prodr. Veg. Ind. Occ.* 122. 1788.

*Dendrobium sertularioides* (Sw.) Sw., *Nova Acta Regiae Soc. Sci. Upsal.* 6: 83. 1799.

*Pleurothallis sertularioides* (Sw.) Spreng., *Syst. Veg.*, ed. 16, 3: 721. 1826.

*Specklinia sertularioides* (Sw.) Lindl., *Gen. Sp.*

*Orchid. Pl.* 8. 1830.

*Humboltia sertularioides* (Sw.) Kuntze, *Revis. Gen. Pl.* 2: 668. 1891.

*Panmorphism sertularioides* (Sw.) Luer, *Monogr. Syst. Bot. Missouri Bot. Gard.* 105: 174. 2006.

Type: Jamaica: *O. Swartz* (lectotype BM 82293).

SPECIMENS STUDIED: HUSB!: *Luis et al. 1937*; HOS!: *Bocourt et al. 149*; flowers in spirit: *collector unknown 028*.

*Anathallis* cf. *yucatanensis* (Ames & C.Schweinf.) Solano & Soto Arenas, *Icon. Orchid.* 5-6: 10. 2002 (publ. 2003).

BASIONYM: *Pleurothallis yucatanensis* Ames & C.Schweinf., *Bot. Mus. Leaf.* 1(2): 4. 1932.

*Specklinia yucatanensis* (Ames & C.Schweinf.) ridgeon & M.W.Chase, *Lindleyana* 16: 260. 2001.

Type: Mexico: Yucatan, Campeche, Tuxpeña, 8 Nov 1931, *C. L. Lundell 912* (holotype AMES).

SPECIMENS STUDIED: We did not find any specimens in the revised Cuban herbaria. Reported by Ackerman (2014) for Peninsula de Guanahacabibes, Pinar del Río province. Epiphytic in dry sclerophyllous forests over limestone. These small, shortly repent plants may be related to *Anathallis yucatanensis*. The Cuban plants and *P. caymanensis* are unusual in that they occur in hot, relatively dry, lowland forests. Ackerman suspect (pers. comm. 2010) that the Cuban plants represent an undescribed species but we await better material for positive identification.

#### BARBOSELLA Schlechter

*Barbosella prorepens* (Rchb.f.) Schltr., *Repert. Spec. Nov. Regni Veg.* 15: 263. 1918.

BASIONYM: *Restrepia prorepens* Rchb.f., *Gard. Chron.*, new series 7: 810. 1877.

*Pleurothallis prorepens* (Rchb.f.) Ames, F.T.Hubb. & C.Schweinf., *Bot. Mus. Leaf.* 3: 39. 1934.

Type: Costa Rica, *Endres 2618* (holotype W).

*Pleurothallis dussii* Cogn., in *Urban, Symb. Antill.* 6: 413. 1909.

*Barbosella dussii* (Cogn.) Dod, *Moscoso* 4: 192. 1986.

Type: Guadeloupe, Grande Decouverte d'chemin des Bains á la Savane a Mulet, 1893, *R. A. Duss 3339* (holotype, BR).



SPECIMENS STUDIED: The specimen at K: *Wright 7.2.11* is the only one record for Cuba (Loma del Gato), reported by Stenzel & Llamacho (2002).

Hagen Stenzel (2007) treats *Barbosella dussii* as a separate species. However, Luer and Ackerman both treat *B. dussii* as a synonym of *B. prorepens* and Pridgeon agrees too. It is widespread throughout the Antilles, Central America and South America (Pridgeon, pers. comm. 2015).

#### BASIPHYLLAEA Schlechter

***Basiphyllaea carabaiiana*** (L.O.Williams) Sosa & M.A.Díaz, Harvard Pap. Bot. 5: 488. 2001.\*

BASIONYM: *Bletia carabaiiana* L.O.Williams, *Caldasia* 5: 14. 1942.

Type: Cuba: Holguín, Cerro del Fraile, *Ekman 3286* (holotype NY).

SPECIMEN STUDIED: HAC!: *León et al. 22472*.

***Basiphyllaea corallicola*** (Small) Ames, *Schedul. Orchid.* 7: 1. 1924.

BASIONYM: *Carteria corallicola* Small, *Torreya* 10: 188. 1910.

Type: United States of America: Florida, Everglade Keys, *Smal et al.* (holotype NY).

*Basiphyllaea angustifolia* Schltr., *Repert. Spec. Nov. Regni Veg.* 21: 338. 1925.

Type: Cuba: *Ekman 17166* (holotype S).

SPECIMEN STUDIED: HAJB!: *Bisse et al. 35000*.

***Basiphyllaea hoffmannii*** M.A.Díaz & Llamacho, *Harvard Pap. Bot.* 5: 487. 2001.\*

Type: Cuba: Holguín, Moa, Monte La Breña, *J. A. Llamacho & A. Chaviano s.n.* (holotype HAC!: *Acuña 13035*).

***Basiphyllaea sarcophylla*** (Rchb.f.) Schltr., *Repert. Spec. Nov. Regni Veg.* 17: 78. 1921.\*

BASIONYM: *Bletia sarcophylla* Rchb.f., *Flora* 48: 278. 1865.

*Tetramicra sarcophylla* (Rchb.f.) Cogn., in *I. Urban, Symb. Antill.* 6: 552. 1910.

Type: Cuba: Pinar del Río, *C. Wright 3315* (holotype K).

SPECIMENS STUDIED: HAJB!: *Bisse 19824*; HAC!: *Alvarez 72258*; HAC!: *León y Roca 8023*; HOS!: *Bocourt et al. 222*; flowers in spirit: *collector unknown 115*.

***Basiphyllaea volubilis*** (M.A.Díaz) Sosa & M.A.Díaz,

*Harvard Pap. Bot.* 5: 488. 2001.\*

BASIONYM: *Bletia volubilis* M.A.Díaz, *Revista Jard. Bot. Nac. Univ. Habana* 9(2): 32. 1988 [publ. 1989].

Type: Cuba: Prov. Holguín: Loma de la Mensura, *Bisse et al.* (holotype HAJB!).

***Basiphyllaea wrightii*** (Acuña) Nir, *Orchid. Antill.* 35. 2000.\*

BASIONYM: *Bletia wrightii* Acuña, *Bol. Estación Exp. Agron. Santiago de las Vegas* 60: 157. 1938 [1939].

Type: Cuba: Prov. Pinar del Río, Bahía Honda, *C. Wright 3316* (holotype GOET).

SPECIMENS STUDIED: HAJB!: *Padilla et al. 69301*; HOS!: *Bocourt & Mújica 116*.

#### BLETIA Ruíz & Pavón

***Bletia antillana*** M.A.Díaz & Sosa, *Brittonia* 49: 80. 1997.\*

Type: Cuba: Prov. Holguín, Cerro Miraflores, *López Figueiras 1244* (holotype HAJB!).

SPECIMENS STUDIED: HUJB!: *Urquiola et al. 6353*; HOS!: flowers in spirit: *collector unknown 123*.

***Bletia* × *ekmanii*** Serguera & Sánchez Los., *Willdenovia* 41: 107-111. 2011.

Type: Cuba: Guantánamo Province, Yateras, Loma “El Cilindro”, *M. Serguera & M. Sánchez s.n.* (holotype BSC 6430; isotype: B).

***Bletia florida*** (Salisb.) R.Br., in *W.T. Aiton, Hortus Kew.* ed. 2, 5: 206. 1813.

BASIONYM: *Limodorum floridum* Salisb., *Prodr. Stirp. Chap. Allerton* 9. 1796.

Type: Jamaica: without specific location, (holotype K).

SPECIMEN STUDIED: HUJB!: *Urquiola et al. 6449*.

***Bletia patula*** Graham, *Edinburgh New Philos.* 21: 155. 1836.

Type: Haiti: collected by Dr. Fischer and cultivated at the Royal Botanic Garden Edinburgh (holotype FI-W photograph).

*Bletia patula* var. *alba* A.D.Hawkes, *Phytologia* 3: 260. 1950.

Type: United States of America: South Florida, between Black Creek and Gould, *Woodbury s.n.* (holotype FTG).

SPECIMENS STUDIED: HAJB!: *Genes et al. 58342*; HOS!: flowers in spirit: *Pérez & Bocourt 022*.

**Bletia purpurea** (Lam.) A.Dc., Rapp. (Not.) Pl. Rar. Gêneve 8: 23. 1840.

BASIONYM: *Limodorum purpureum* Lam., Encycl. 3: 515. 1791.

Type: Antilles: cultivated at Jardin du Roi, Paris (holotype P).

*Bletia verecunda* (Salisb.) R.Br., in W.T.Aiton, Hortus Kew. ed. 2. 5: 206. 1813.

Type: Original illustration of Salisbury, based on a plant collected by Catesby from Jamaica (holotype K).

*Bletia acutipetala* Hook., Bot. Mag. 61: t. 3217. 1833.

Type: USA: South Carolina (holotype K).

*Bletia havanensis* Lindl., Edward's Bot. Reg. 24 (Misc.): 28. 1838.

Type: Illustration by Mr. Booth based in a plant from Havana collected by Captain Sutton and cultivated by C. Lemon (holotype K).

SPECIMENS STUDIED: HUJB!: *Urquiola et al.* 557; HOS!: *Elaine et al.* 248; flowers in spirit: *Bocourt & Martínez* 008.

#### BRACHIONIDIUM Lindley

**Brachionidium parvum** Cogn., Repert. Spec. Nov. Regni Veg. 6: 307. 1909.

SYNONYMS: *Brachionidium sherringii* var. *parvum* (Cogn.) Stehlé, Fl. Descr. Antilles 1: 219. 1939.

Type: Grenada: inter Soulier and Azimar, *W. E. Broadway* 268 (lectotype K).

*Brachionidium dussii* Cogn., in I.Urban, Symb. Antill. 6: 451. 1910.

Type: Guadeloupe: Bains-Jaunes, pied de la Soufrière, *P. A. Duss* 4149 (Holotype B, destroyed); Guadeloupe: La Soufrière chemin des Dames, *C. Sastre* 7475 (neotype, Sastre, 1991, p. 207).

SPECIMEN STUDIED: HAC!: *Alain et al.* 5610.

#### BRASSIA R. BROWN

**Brassia cf. caudata** (L.) Lindl., Bot. Reg. 10: t. 832. 1824.

BASIONYM: *Epidendrum caudatum* L., Syst. Nat., ed. 10, 1246. 1759.

*Malaxis caudata* (L.) Willd., Sp. Pl. 4: 93. 1805.

*Oncidium caudatum* (L.) Rchb.f., in W.G.Walpers,

Ann. Bot. Syst. 6: 766. 1863.

Lectotype: Plumier, Plantarum Americanarum t. 177, (McLeish *et al.* 1995, p. 120).

*Brassia caudata* var. *hieroglyphica* Rchb.f., III Hort. 27: 20. 1881.

Type: Unknown.

SPECIMENS STUDIED: HUJB!: *Luis et al.* 3490, 3490-A y 3490-B; HOS!: *Pérez et al.* 036, flowers in spirit: *Mújica & Bocourt* 011.

Only one species of *Brassia* is reported for Cuba, *B. caudata*. Some authors have reported *B. lawrenceana* Lindl. (Acuña, 1938; Hno. León, 1946), but this is unlikely as the species is a native of northern South America and should therefore also be expected in the Lesser Antilles, Puerto Rico, Hispaniola and Jamaica, the most probable route the species would have followed to reach Cuba. Nir (2000) excludes this species from our area, adducing that A. Richard's report has not been proven so far, since evidences in the reviewed herbaria have not been found. Also *B. maculata* has been reported for Cuba. Acuña (1938) and León (1946) are guided in their report by Fawcett & Rendle (1910), who cite this species for our country in "*Flora of Jamaica*". Gloudon & Tobisch (1995) also mention it for Cuba, apparently led by the same reference. On the other hand, Nir (2000) reports it for Jamaica and Central America. Manuel Caluff (pers. comm. 2008) mentions that he observed a "strange species of *Brassia*" in Salto de Caburní, Topes de Collantes, Sancti Spiritus province, with flowers having purple sport, very different to *B. caudata*. There may indeed be a second species of *Brassia* in Cuba.

#### BROUGHTONIA R. BROWN

**Broughtonia cubensis** (Lindl.) Cogn., in I.Urban, Symb. Antill. 6: 542. 1910.\*

BASIONYM: *Epidendrum cubense* Lindl., Edward's Bot. Reg. 29 (Misc.): 17. 1843.

*Laeliopsis cubensis* (Lindl.) Lindl., Paxton's Fl. Gard. 3: 156. 1853.

*Cattleyopsis cubensis* (Lindl.) Saulea & Adams, Rhodora 86 (848): 455. 1984.

Type: Cuba: without specific location, *Loddiges* 1210 (holotype K).

SPECIMENS STUDIED: HUJB!: *Ferro et al.* 4310; HOS!: *Pérez & Padilla* 028.

*Broughtonia* × *guanahacabibensis* Múj.Benítez, E.González & J.M.Díaz, Lankesteriana 15(3): 183-185. 2015.

Type: Cuba: Pinar del Río province: Guanahacabibes peninsula, *Mújica & Elaine 241* (holotype HOS!).

In 2004, while carrying out the annual studies on the spatial and temporal dynamics of *B. cubensis*, the authors found an individual of *B. ortgiesiana* in flower, the first report of this species for Cabo San Antonio, Guanahacabibes peninsula. Years later it continued flowering and in 2007 and 2010 fruits observed on that plant. This success confirms that both species are sympatric and they can be in flower at the same time in the same site. The study area was visited in January 2015 and the authors observed both species in flower simultaneously. Several individuals with intermediate characters were found on site.

OTHER SPECIMEN STUDIED: *Mújica et al. 179* (HOS!, flowers in spirit).

*Broughtonia lindenii* (Lindl.) Dressler, Taxon 15: 241. 1966.

BASIONYM: *Laelia lindenii* Lindl., Orchid. Linden. 10. 1846.

*Laeliopsis lindenii* (Lindl.) Lindl., Paxton's Fl. Gard. 3: 156. 1853.

*Bletia lindenii* (Lindl.) Rchb.f., in W.G.Walpers, Ann. Bot. Syst. 6: 431. 1861.

*Cattleyopsis lindenii* (Lindl.) Cogn., in I.Urban, Symb. Antill. 6: 544. 1910.

Type: Cuba: without specific location, *Linden 1805* (holotype K).

?*Cattleyopsis guanensis* Acuña, Bol. Est. Exper. Agron. Santiago de las Vegas 60, *nom. illeg.*

Original material: Cuba: Pinar del Río, Guane, *Fors 4837* (HAC).

SPECIMENS STUDIED: HUJB!: *Urquiola et al. 488*; HOS!: *Mújica & Elaine 208*; flowers in spirit: *Mújica 093*.

The authors have observed morphological differences between the plants and flowers of this species at different locations of the island. In the province of Pinar del Río, there are two populations, clearly different in their floral morphology, so Acuña, could have been right when describing *Cattleyopsis guanensis*.

*Broughtonia ortgiesiana* (Rchb.f.) Dressler, Taxon 15: 241. 1966.\*

BASIONYM: *Bletia ortgiesiana* Rchb.f., Hamb. Gartenz. 420. 1860.

*Cattleyopsis ortgiesiana* (Rchb.f.) Cogn., in I.Urban, Symb. Antill. 6: 546. 1910.

Type: Locality unknown, cultivated in Botanical Garden in Zurich, *E. Ortges s.n.* (holotype W).

Lectotype: Cuba: Guantánamo, *Wright 3313*, (BM).

SPECIMENS STUDIED: HUJB!: *Ferro et al. 4304 y 4304-A*; HUCLV!: *Castañeda 6069*; HOS!: *Bocourt 096*; flowers in spirit: *Mújica et al. 106*.

#### BULBOPHYLLUM Thouars

*Bulbophyllum aristatum* (Rchb.f.) Hemsl., Biol. Cent.-Amer. Bot. 3: 213. 1884.

BASIONYM: *Bolbophyllaria aristata* Rchb.f., Beitr. Orch. Centr. Amer. 60. 1866.

*Phyllorchis aristata* (Rchb.f.) Kuntze, Revis. Gen. Pl. 2: 677. 1891.

Type: Cultivated in *Hort. Schiller s.n.* (holotype W).

SPECIMEN STUDIED: HAC!: *Alain 6722*.

*Bulbophyllum pachyrachis* (A.Rich.) Griseb., Fl. Brit. W. I. 613. 1864.

BASIONYM: *Pleurothallis pachyrachis* A.Rich., in R.de la Sagra, Hist. Fis. Cuba, Bot. 11: 234. 1850; 12: t. 74. 1855.

*Bolbophyllaria pachyrachis* (A.Rich.) Rchb.f., in W.G.Walpers, Ann. Bot. Syst. 6: 24. 1861.

Type: Cuba: 1836, *Sagra s.n.* (holotype P).

SPECIMENS STUDIED: HUJB!: *Ferro et al. 4318, 4318-A y 4318-B*; HOS!: *collector unknown 228*; flowers in spirit: *collector unknown 161*.

#### CALANTHE R. BROWN

*Calanthe calanthoides* (A.Rich. & Galeotti) Hamer & Garay in F.Hamer, Orquid. El Salvador 1: 90. 1974.

BASIONYM: *Ghiesbreghtia calanthoides* A.Rich. & Galeotti, Ann. Sci. Nat. Bot. ser. 3, 3: 28. Jan 1845.

Type: Mexico: Prov. Oaxaca, 1842, *M. Ghiesbreght s.n.* (holotype P).

*Calanthe mexicana* Rchb.f., Linnaea 18: 406. 1845.

Type: Mexico: *Leibold s.n.* (holotype W).

*Calanthe cubensis* Linden & Rchb.f., Bonplandia 4: 322. 1856.

Type: Cuba: Santiago de Cuba, Sierra Maestra, Monte Libano, *Linden s.n.* (holotype W).

*Calanthe granatensis* Rchb.f., Bonplandia 4: 322. 1856.

Type: Colombia: New Grenada, *Purdie s.n.* (holotype K).

SPECIMEN STUDIED: HAC!: *Acuña & Roig 20009*.

#### CALOPOGON R. BROWN

*Calopogon tuberosus* (L.) Britton, Sterns & Poggenb., var. *simpsonii* (Small) Magrath, Sida 13: 371. 1989.

BASIONYM: *Limodorum simpsonii* Small, Fl. S.E. U.S. 322. 1903.

*Calopogon pulchellus* var. *simpsonii* (Chapman ex Small) Ames, Contr. of the Ames Bot. Lab. 1: 18. 1904.

Type: United States of America: Florida, 1892, *J. H. Simpson s.n.* (holotype NY).

SPECIMEN STUDIED: HAC!: *León et al. 20646; Clemente 630*.

#### CAMPYLOCENTRUM Benth

*Campylocentrum fasciola* (Lindl.) Cogn., in Martius, Fl. Bras. 3(6): 520, t. 106. 1906.

BASIONYM: *Angraecum fasciola* Lindl., Edward's Bot. Reg. 26: t. 68. 1840.

*Aerantes fasciola* (Lindl.) Rchb.f., in W.G. Walpers, Ann. Bot. Syst. 6: 902. 1864.

Type: Guyana: Demerara, *Schomburgk s.n.* (holotype K).

*Aerantes filiformis* Griseb., Fl. Brit. W. I. 625. 1864.

*Dendrophylax filiformis* (Griseb.) Benth. ex Fawc., A Prov. List of Flow. Pl. of Jamaica 40. 1898.

Type: Jamaica: *McNab s.n.* (lectotype K).

*Campylocentrum sullivanii* Fawc. & Rendle, J. Bot. 47: 128. 1909.

Type: Jamaica: Hanover, Belvedere, *W. Harris 7523* (lectotype BM).

SPECIMENS STUDIED: HAJB!: *Díaz et al. 58846; HOS!: Pérez et al. 082*.

*Campylocentrum jamaicense* (Rchb.f. & Wulfsch.) Benth. ex Fawc., Prov. List Pl. Jamaica 40. 1893.

BASIONYM: *Aerantes jamaicensis* Rchb.f. &

Wulfsch., Ann. Bot. Syst. 6: 901. 1864.

*Angraecum jamaicense* Rchb.f. & Wulfsch., in W.G. Walpers, Ann. Bot. Syst. 6: 901. 1864.

Type: Jamaica: Fairfield, *Wulfschaegele s.n.* (holotype W).

*Campylocentrum barrettiae* Fawc. & Rendle, J. Bot. 47: 127. 1909.

Type: Jamaica: Charlemont near Ewarton, *W. Harris 6580* (BM).

SPECIMENS STUDIED: HUJB!: *Urquiola et al. 6352; HOS!: Mújica 137; flowers in spirit: Félix & Callao 063*.

Previously this species was erroneously identified as *C. micranthum*. *Campylocentrum jamaicense* is quite distinct as it has bilobed leaves and smooth, fusiform fruits whereas *C. micranthum* has acute leaves and ribbed fruits (Ackerman, 2014).

*Campylocentrum pachyrrhizum* (Rchb.f.) Rolfe, Orchid Rev. 11: 246. 1903.

BASIONYM: *Aerantes pachyrrhiza* Rchb.f., Flora 48: 279. 1865

Type: Cuba: *C. Wright 3207* (holotype W).

*Aerantes spathaceus* Griseb., Cat. Pl. Cub. 264. 1866.

Type: Cuba: Guantánamo, "Retiro", 1860-1864, *C. Wright 3299* (holotype K).

The authors have not seen any specimens in the reviewed Cuban herbaria, but they know it was collected in flower by Pérez & Bocourt in November 2001, in the proximities of La Bajada, Guanahacabibes peninsula, Sandino municipality, in Pinar del Río province. The authors saw the plant in cultivation with flowers and also saw another sterile individual in the area mentioned.

*Campylocentrum poeppigii* (Rchb.f.) Rolfe, Orchid Rev. 11: 246. 1903.

BASIONYM: *Angraecum poeppigii* Rchb.f., Linnaea 22: 858. 1849.

Type: Cuba: Sabana de Macurijes, *Poeppig s.n.* (holotype W).

SPECIMENS STUDIED: HUJB!: *Urquiola et al. 1127 y 1127-A; HOS!: Pérez et al. 011*.

#### CATASETUM Richard ex Kunth

*Catasetum integerrimum* Hook., Bot. Mag. 67: t. 3823. 1840.

Type: Guatemala, *Skinner ex Hort. Duke of Bedford* (Holotype K).

SPECIMEN STUDIED: HOS!: flowers in spirit: *Pérez et al. 025*.

#### COCHLEANTHES Rafinesque

***Cochleanthes flabelliformis*** (Sw.) R.E.Schult. & Garay, Bot. Mus. Leaf.18: 324. 1959.

BASIONYM: *Epidendrum flabelliforme* Sw., Prodr. Veg. Ind. Occ. 123. 1788.

*Cymbidium flabelliforme* (Sw.) Sw., Nova Acta Regiae Soc. Sci. Upsal. 6: 73. 1799.

*Zygopetalum flabelliforme* (Sw.) Rchb.f., in W.G.Walpers, Ann. Bot. Syst. 4: 652. 1863.

*Warcewiczella flabelliformis* (Sw.) Cogn., in I.Urban, Symb. Antill. 4: 182. 1903.

Type: Jamaica: *Swartz s.n.* (holotype BM).

SPECIMENS STUDIED: HUIB!: *Urquiola et al. 6307, 6307-A y 6307-B*; HOS!: *Bocourt et al. 155*; flowers in spirit: *Bocourt et al. 095*.

#### COELIA Lindley

***Coelia triptera*** (Sm.) G.Don ex Steud., Nomencl. Bot. ed. 2, 1: 394. 1840.

BASIONYM: *Epidendrum tripterum* Sm., Icon. Pict. Pl. Rar. t. 14. 1793.

*Cymbidium tripterum* (Sm.) Sw., J. Bot (Schrader) 1799(2): 214. 1800.

Type: No locality, date or collector, Icones Pictae Plantarum Rariorum t. 14. 1793 (lectotype, Pridgeon 1978, p. 65).

*Coelia baueriana* Lindl., Gen. Sp. Orchid. Pl. 36. 1833.

Type: Jamaica: flowered in cultivation (holotype K-L).

SPECIMENS STUDIED: HUIB!: *Luis et al. 4062*; HOS!: flowers in spirit: *collector unknown 174*.

#### COMPARETTIA Poeppig & Endlicher

***Comparettia falcata*** Poepp. & Endl., Nov. Gen. Sp. Pl.1: 42, t. 73. 1836.

Type: Peru: near Cuchero, between Cassapi and Pampayacu, *Poeppig 1646* (holotype W).

*Comparettia rosea* Lindl., Edward's Bot. Reg. 26 (Misc.): 78. 1840.

Type: Spanish Main, *Loddiges s.n.* (illustration at K-L).

*Comparettia cryptocera* Morren, La Belgique Horticole 2: 310, t. 53, f. 1. 1852.

Type: unknown.

*Comparettia venezuelana* Schltr., Repert. Spec. Nov. Regni Veg. 6: 44. 1919.

Type: Venezuela: Federal District: Caracas, *von K. W. John s.n.* (holotype B, destroyed).

*Comparettia erecta* Schltr., Repert. Spec. Nov. Regni Veg. 7: 185. 1920.

Type: Colombia: Cauca, *M. Madero s.n.* (holotype B, destroyed).

*Comparettia pulchella* Schltr., Repert. Spec. Nov. Regni Veg. 7: 185. 1920.

Type: Colombia: Antioquia, *M. Madero s.n.* (holotype B, destroyed).

SPECIMENS STUDIED: HUIB!: *Bisse et al. 46629*; HOS!: *Pérez et al. 141*.

#### CORYMBORKIS Thouars

***Corymborkis flava*** (Sw.) Kuntze, Revis. Gen. Pl. 2: 658. 1891.

BASIONYM: *Serapias flava* Sw., Prodr. Veg. Ind. Occ. 119. 1788.

*Neottia flava* (Sw.) Sw., Fl. Ind. Occid. 3: 1417. 1806.

*Stenorhynchos flavum* (Sw.) Spreng., Syst. Veg. 3: 710. 1826.

*Tomotris flava* (Sw.) Raf., Fl. Tellur 2: 89. 1837.

*Chloidia flava* (Sw.) Rchb.f., in W.G.Walpers, Ann. Bot. Syst. 6: 644. 1863.

*Corymbis flava* (Sw.) Hemsl., Biol. Cent.-Amer., Bot. 3: 297. 1884.

Type: Jamaica, *O. Swartz s.n.* (UPS).

SPECIMENS STUDIED: We did not find any specimens in the revised Cuban herbaria.

This species has many times been reported for Cuba by different authors. Ackerman (2014) reported it for Granma (Sierra Maestra), Villa Clara (Alturas de Trinidad) and Pinar del Río (Guaniguanico), where we have not found it. The authors have not seen herbarium specimens from the localities above mentioned. However, in February 2015, the authors saw photos of the flowers and living plants collected by Omar Alomá at Pico San Juan, Cienfuegos province. The plants are in cultivation in the Macradenia Botanical Garden, municipality of Palmira, Cienfuegos province, and in Soroa Orchid Botanical Garden, Artemisa province.

*Corymborkis forcipigera* (Rchb.f. & Warsz.)  
L.O. Williams, Bot. Mus. Leafl. 12: 237. 1946.

BASIONYM: *Macrostylis forcipigera* Rchb.f. & Warsz., Bonplandia 2: 96. 1854; Type: Haiti: *W. J. Eyerdam 497* (W).

*Corymborkis cubensis* Acuña, Boletín Bol. Estación Exp. Agron. Santiago de las Vegas 60: 51. 1939.

Type: Cuba: Guantánamo, El Yunque, *J. A. Shafer 8001* (holotype NY).

SPECIMENS STUDIED: HUSB!: *Luis et al. 3551*; HOS!: *Pérez et al. 079*.

#### CRANICHIS Swartz

*Cranichis diphylla* Sw., Prodr. Veg. Ind. Occ. 120. 1788.

Type: Jamaica, Blue Mountains, *Swartz s.n.* (BM).  
*Cranichis monophylla* Lindl., Orchid. Linden. 27. 1846.

Type: Venezuela, Mérida, *Linden s.n.* (holotype K-L).

*Cranichis tenuiflora* Griseb., Cat. Pl. Cub. 268. 1866.

Type: Cuba: *C. Wright 3292* (holotype BR).

*Cranichis guatemalensis* Schltr., Repert. Spec. Nov. Regni Veg. 2: 129. 1906.

Type: Guatemala, auf Felsen bei Chiacam, *H. von Türckheim 1379* (holotype B, destroyed).

SPECIMEN STUDIED: HAC!: *Alain et al. 6454*.

*Cranichis muscosa* Sw., Prodr. Veg. Ind. Occ. 120. 1788.

Type: Jamaica, *Swartz s.n.*, (lectotype BM, designated by Garay & Sweet, 1974, p. 61).

SPECIMENS STUDIED: HUSB!: *Luis et al. 3121*; HOS!: *Bocourt et al. 152*; flowers in spirit: *Bocourt et al. 084*.

*Cranichis ovata* Wickstr., Kongl. Vetensk. Acad. Handl. 48: 73. 1827.

Type: Guadeloupe, *Forsström s.n.* (holotype S).

SPECIMENS STUDIED: We did not find any specimens in the reviewed Cuban herbaria, but we include it here on the basis of report by Ackerman (2014): *Shafer 3235* (NY).

*Cranichis ricartii* Ackerman, Lindleyana 4: 43. 1989.

Type: Puerto Rico: Mun. Maricao, Maricao Forest Reserve, *Ackerman et al. 2418* (holotype SEL).

SPECIMENS STUDIED: Reported for Campamento San

Benito (*i?*), AMES: *Shafer 4040*, Cuba. We did not find any specimens in the revised Cuban herbaria.

*Cranichis tenuis* Rchb.f., Flora 48: 274. 1865.

Type: Cuba: Oriente, Jan-Jul 1859, *C. Wright 1478* (W).

*Cranichis pulla* Griseb., Cat. Pl. Cub. 268. 1866; *pro syn.*

SPECIMENS STUDIED: HUSB!: *Bisse et al. 30352*; HAC!: *Alain 6456*.

#### CYCLOPOGON Presley

*Cyclopogon cranichoides* (Griseb.) Schltr., Beih. Bot. Centralbl., 37(2): 387. 1920.

BASIONYM: *Pelexia cranichoides* Griseb., Cat. Pl. Cub. 269. 1866.

*Sauroglossum cranichoides* (Griseb.) Ames, Proc. Biol. Soc. Wash. 17: 117. 1904.

*Spiranthes cranichoides* (Griseb.) Cogn., in I. Urban, Symb. Antill. 4: 338. 1909.

*Beadlea cranichoides* (Griseb.) Small, Fl. S.E. U.S. ed. 2, 320. 1913.

Type: Cuba: *C. Wright 3293* (holotype GOET).

SPECIMEN STUDIED: HOS!: flowers in spirit: *Pérez et al. 104*.

*Cyclopogon elatus* (Sw.) Schltr., Repert. Spec. Nov. Regni Veg. 6: 53. 1919.

BASIONYM: *Satyrium elatum* Sw., Prodr. Veg. Ind. Occ. 119. 1788.

*Neottia elata* (Sw.) Sw., Kongl. Vetensk. Acad. Handl. 21: 226. 1800.

*Ibidium elatum* (Sw.) Salisb., Trans. Hort. Soc. London 1: 291. 1812.

*Spiranthes elata* (Sw.) Rich., De Orchid. Eur. 37. 1817.

*Beadlea elata* (Sw.) Small ex Britton, Brooklyn Bot. Gard. Mem. 1: 38. 1918.

Type: Jamaica, *Swartz s.n.* (lectotype BM).

SPECIMENS STUDIED: HUSB!: *Bisse et al. 41673*; HOS!: *Mújica et al. 183*; flowers in spirit: *Pérez et al. 101*.

*Cyclopogon laxiflorus* Ekman & Mansf., Ark. Bot. 22A (8): 11. 1929.

BASIONYM: *Spiranthes laxiflora* (Ekman & Mansf.,) Jiménez, Phytologia 8: 326. 1962.

*Beadlea laxiflora* (Ekman & Mansf.,) Garay, Bot. Mus. Leafl. 28: 300. 1982.

Type: Haiti: Massif de la Selle, near Marigot, Morne la Visite, *E. L. Ekman H7985* (holotype S).  
SPECIMEN STUDIED: HAJB!: *Bisse et al. 41673*.

***Cyclopogon miradorensis*** Schltr., Repert. Spec. Nov. Regni Veg. 21: 332. 1925.

*Beadlea miradorensis* (Schltr.) Garay & Dunst., Orchids Venezuela 26. 1979.

Type: Mexico: Veracruz, Mirador, *Purpus 92* (holotype B, destroyed).

SPECIMENS STUDIED: We did not find any specimens in the revised Cuban herbaria. Its presence is known from the report of Ackerman (2014): UPRRP: *Ackerman et al. 3231*.

***Cyclopogon obliquus*** (J.J.Smith) Szlach., Fragm. Flor. et Geobot. 39: 417-438. 1994.

BASIONYM: *Spiranthes obliqua* J.J.Smith, Bull. Dep. de l'Agric. aux Indes Néerland. 43: 74. 1910.  
*Pelexia obliqua* (J.J.Smith) Garay, Bot. Mus. Leaf. Harv. Univ. 28: 345. 1982.

Type: Java: Buitenzorg, *J. J. Smith s.n.* (holotype L).

*Manniella hongkongensis* S.Y.Hu & G.Barretto, Chung Chi J. 13(2): 6. 1976.

Type: China, Hong Kong, *S. Y. Hu 13266* (K).

*Pelexia hameri* Garay, Bot. Mus. Leaf. Harv. Univ. 26(1): 22. 1978.

Type: El Salvador, *F. Hamer 613* (AMES).

SPECIMEN STUDIED: HAJB: *Ackerman et al. 3033*.

This species has a complex nomenclatural history, which has been discussed by Garay (1982) and Blanco (2002). DNA sequence data corroborate the placement of this species in *Cyclopogon* (G. A. Salazar, unpubl. data). It is worthy of note that this species, which is a member of an exclusively Neotropical lineage, has naturalized itself in the Old World tropics (see Cribb and Ormerod 1999; Blanco 2002).

#### CYRTOPODIUM R. Brown

***Cyrtopodium punctatum*** (L.) Lindl., Gen. Sp. Orchid. Pl. 188. 1833.

BASIONYM: *Epidendrum punctatum* L., Syst. Nat., ed. 10, 2: 1246. 1759; Type: *Plumier s.n.* (holotype original illustration at P).

SPECIMENS STUDIED: HUJB!: *Urquiola et al. 4341*; HOS!: flowers in spirit: *Pérez & Bocourt 001*.

#### DENDROPHYLAX Reichenbach f.

***Dendrophylax alcoa*** Dod, Moscosoa 2: 5. 1983.

Type: Dominican Republic: Prov. Pedernales, Cabo Rojo, Las Abejas, Sierra Baoruco, *D. Dod 871* (holotype JBSD).

SPECIMEN STUDIED: HOS!: flowers in spirit: *collector unknown 142*.

In November 2013, the authors observed individuals of this species in flower in the Soroa Orchid Botanical Garden, erroneously identified as *D. barrettiae*, collected in the north of Las Tunas province, which agrees with Ackerman's report (2014).

***Dendrophylax barrettiae*** Fawc. & Rendle, J. Bot. 47: 266. 1909.

Type: Jamaica: near Browns Town, *T. Moulton-Barrett s.n.* (K).

*Campylocentrum arizajuliae* Ames, Bot. Mus. Leaf. 6: 23. 1938.

Type: Dominican Republic: Prov. La Romana, *Ariza Julia s.n.* (holotype AMES).

SPECIMEN STUDIED: HOS!: *Padilla et al. 038*.

In November 2013, a joint expedition of the authors and specialists from Flora and Fauna reported a population of more than 200 individuals of this species in the protected area Los Pretiles, Mantua municipality, in Pinar del Río province. Many mature individuals were in flower, which facilitated the identification of this species. Ackerman (2014) reports it for Cuba on the basis of a picture published by Marta A. Díaz (1988) in her book "*The Native Orchids of Cuba*", and erroneously identified as *Polyradicion lindenii* (Lindl.) Garay. The specimen that we cite here is the first record of this species for Cuba.

***Dendrophylax gracilis*** (Cogn.) Garay, J. Arnold Arbor. 50: 467. 1969.\*

BASIONYM: *Polyrrhiza gracilis* Cogn., in I.Urban, Symb. Antill. 6: 679. 1910.

*Polyradicion gracilis* (Cogn.) H.Dietr., Wiss. Z. Friedrich-Schiller-Univ. Jena. Math-Naturwiss. Reihe 32: 61. 1983.

Type: Cuba: Los Hondones, Valparaiso, *C. Wright 3300* (holotype GOET).

SPECIMEN STUDIED: HAJB!: *Bisse et al. 49384*.

***Dendrophylax lindenii*** (Lindl.) Benth. ex Rolfe, Gard. Chron., ser. 3, 4: 533. 1888.

BASIONYM: *Angraecum lindenii* Lindl., Gard. Chron. 1846: 135. 1846.

Type: Cuba: Santiago de Cuba, 1844, *J. Linden s.n.* (holotype K-L).

*Aeranthes lindenii* (Lindl.) Rchb.f., Ann. Bot. Syst. 6: 902. 1864.

*Polyrrhiza lindenii* (Lindl.) Cogn. in Urban, Symb. Antill. 6: 680. 1910.

*Polyradicion lindenii* (Lindl.) Garay, J. Arnold Arbor. 50: 467. 1969.

SPECIMENS STUDIED: HUJB!: *Ferro et al. 4305*; HOS!: *Pérez et al. 024*; flowers in spirit: *Bocourt et al. 062*.

The differences in the flowering season of this species among the Cuban populations (October-December) and those from Florida (July) deserve to be studied further.

***Dendrophylax monteверди*** (Rchb.f.) Ackerman & Nir, Lankesteriana 4: 53. 2004.

BASIONYM: *Aeranthes monteверди* Rchb.f., Flora 48: 279. 1865.

*Campylocentrum monteверди* (Rchb.f.) Rolfe, Orchid Rev. 11: 247. 1903.

*Harrisella monteверди* (Rchb.f.) Cogn., in I.Urban, Symb. Antill. 6: 687. 1910.

Type: Cuba: *C. Wright 1497* (holotype K).

*Epidendrum filiforme* Sw., Prodr. Veg. Ind. Occ. 126. 1788.

*Limodorum filiforme* (Sw.) Sw., Nova Acta Regiae Soc. Sci. Upsal. 6: 80. 1799.

*Campylocentrum filiforme* (Sw.) Cogn. ex Kuntze, Revis. Gen. Pl. 3(2): 298. 1898.

*Harrisella filiformis* (Sw.) Cogn., in I.Urban, Symb. Antill. 6: 687. 1910.

*Dendrophylax filiformis* (Sw.) Carlsward & Whitten, Int. J. Plant. Sci. 164: 50. 2003, non *Dendrophylax filiformis* (Griseb.) Benth. ex Fawc.

Type: Hispaniola: *Swartz s.n.* (BM).

SPECIMENS STUDIED: HAJB!: *Alvarez et al. 4554-A*; HUJB!: *Urquiola 7884*.

***Dendrophylax porrectus*** (Rchb.f.) Carlsward & Whitten, Int. J. Pl. Sci. 164: 51. 2003.

BASIONYM: *Aeranthes porrecta* Rchb.f., Flora 48: 279. 1865.

*Campylocentrum porrectum* (Rchb.f.) Rolfe,

Orchid Rev. 11: 247. 1903.

*Harrisella porrecta* (Rchb.f.) Fawc. & Rendle, J. Bot. 47: 266. 1909.

Type: Cuba: *C. Wright 3302* (holotype K).

*Harrisella uniflora* H.Dietr., Orchidee 33: 18. 1982.

Type: Cuba: Prov. Granma, Bartolomé Masó, Sierra Maestra, Loma de la Sabina, *Bisse et al.* (holotype HAJB!).

SPECIMEN STUDIED: HOS!: *Mújica 166*.

***Dendrophylax varius*** (J.F.Gmel.) Urb., Repert. Spec. Nov. Regni Veg. 15: 306. 1918.

BASIONYM: *Orchis varia* J.F.Gmel., Syst. Plant, ed. 13: 53. 1791.

Type: Original Plumier drawing (holotype P).

*Limodorum flexuosum* Willd., Sp. Pl. 4: 128. 1805.

*Dendrophylax flexuosus* (Willd.) Urban, Repert. Spec. Nov. Regni Veg. 15: 108. 1917.

*Dendrophylax hymenanthus* Rchb.f., in W.G.Walpers, Ann. Bot. Syst. 6: 903. 1864.

*Aeranthes hymenantha* (Rchb.f.) Griseb., Cat. Pl. Cub. 264. 1866.

Type: Cuba: Oriente, 1860, *C. Wright 1692* (holotype W).

SPECIMENS STUDIED: HAJB!: *Bisse et al. 30859*; HOS!: *Pérez & Bocourt 136*; flowers in spirit: *Pérez & Bocourt 058*.

#### DICHAEA Lindley

***Dichaea glauca*** (Sw.) Lindl., Gen. Sp. Orchid. Pl. 209. 1833.

BASIONYM: *Epidendrum glaucum* Sw., Prodr. Veg. Ind. Occ. 124. 1788.

*Cymbidium glaucum* (Sw.) Sw., Nova Acta Regiae Soc. Sci. Upsal. 6: 71. 1799.

*Epithecia glauca* (Sw.) Schltr., Orchis 9: 26. 1915.

*Dichaeopsis glauca* (Sw.) Schltr., Beih. Bot. Centralbl., 36(2): 519. 1918.

Type: Jamaica, *Swartz s.n.* (isolecotypes G, M, S, UPS, W).

SPECIMENS STUDIED: HAJB!: *Bisse et al. 40428*; HOS!: *Pérez et al. 066*.

***Dichaea graminoides*** (Sw.) Lindl., Gen. Sp. Orchid. Pl. 209. 1833.

BASIONYM: *Epidendrum graminoides* Sw., Prodr. Veg. Ind. Occ. 125. 1788.



- Cymbidium graminoides* (Sw.) Sw., Nova Acta Regiae Soc. Sci. Upsal. 6: 71. 1799.
- Dichaea graminea* Griseb., Fl. Brit. W. I. 625. 1864.
- Epithecium graminoides* (Sw.) Schltr., Orchideen Beschreib. Kult. Zucht. 534. 1914.
- Dichaeopsis graminoides* (Sw.) Schltr., Beih. Bot. Centralbl., 36(2): 519. 1918.
- Type: Jamaica: Swartz *s.n.* (BM).
- SPECIMEN STUDIED: HAJB!: Dietrich *et al.* 67110.
- Dichaea hystricina*** Rchb.f., Flora 48: 279. 1865.
- Type: Cuba: Monte Verde, C. Wright 1487 (holotype K).
- SPECIMENS STUDIED: HAJB!: Bisse *et al.* 44579; HOS!: Pérez *et al.* 077.
- Dichaea latifolia*** Lindl., Gen. Sp. Orchid. Pl. 208. 1833.
- Dichaea muricata* var. *latifolia* (Lindl.) Griseb., Fl. Brit. W. I. 624. 1864.
- Type: St. Vincent: Guilding *s.n.* (holotype K, reported by Garay & Sweet, 1974).
- SPECIMENS STUDIED: HAJB!: Bisse *et al.* 40310; HOS!: Pérez *et al.* 081.
- Dichaea morrisii*** Fawc. & Rendle, J. Bot. 48: 107. 1910.
- Epithecium morrisii* (Fawc. & Rendle) Schltr., Orchis 9: 26. 1915.
- Dichaeopsis morrisii* (Fawc. & Rendle) Schltr., in I. Urban, Symb. Antill. 8: 146. 1920.
- Type: Jamaica: Mt. Moses, J.P. (Jamaica Plants) 2269, *Morris s.n.* (holotype BM).
- Cymbidium muricatum* Sw., Nova Acta Regiae Soc. Sci. Upsal. 6: 71. 1799.
- Dichaea muricata* (Sw.) Lindl., Gen. Sp. Orchid. Pl. 209. 1833.
- Type: Jamaica: Swartz *s.n.* (lectotype W-R 2529).
- SPECIMEN STUDIED: HAC!: Hioram 4906.
- Dichaea pendula*** (Aubl.) Cogn., in I. Urban, Symb. Antill. 4: 182. 1903.
- BASIONYM: *Limodorum pendulum* Aubl., Hist. Pl. Guiane 2: 819, 1775.
- Type: French Guiana, “in sylvis Comitatus de Gene”, *Aublet s.n.* (Histoire des Plantes de la Guiane Française 2: 819, t. 322. 1775).
- Epidendrum echinocarpum* Sw., Prodr. Veg. Ind. Occ. 124. 1788.
- Cymbidium echinocarpum* (Sw.) Sw., Nova Acta Regiae Soc. Sci. Upsal. 6: 71. 1799.
- Pachyphyllum echinocarpum* (Sw.) Spreng., Syst. Veg. 3: 731. 1826.
- Dichaea echinocarpa* (Sw.) Lindl., Gen. Sp. Orchid. Pl. 208. 1833.
- Type: Jamaica: Swartz *s.n.* (lectotype designated by Pupulin 2007, p. 113).
- Dichaea echinocarpa* var. *lobata* Ames & Correll, Bot. Mus. Leaflet 11: 71. 1955.
- SPECIMEN STUDIED: HAJB!: Bisse *et al.* 37581.
- Dichaea trichocarpa*** (Sw.) Lindl., Gen. Sp. Orchid. Pl. 209. 1833.
- BASIONYM: *Epidendrum trichocarpum* Sw., Prodr. Veg. Ind. Occ. 124. 1788.
- Cymbidium trichocarpum* (Sw.) Sw., Nova Acta Regiae Soc. Sci. Upsal. 6: 71. 1799.
- Type: Jamaica, Swartz *s.n.* (lectotype W-R-25293, designated by Pupulin, 2007, p. 133).
- SPECIMEN STUDIED: HAJB!: Bisse & Dietrich 46227.

## DILOMILIS Rafinesque

- Dilomilis bissei*** H. Dietr., Orchidee 35: 201. 1984.\*
- Type: Cuba: Prov. Guantánamo: Municipio Baracoa, Santa María, Altiplano de la Mina de Iberia, 700 m, *Areces et al.* (holotype HAJB 25769!).
- Dilomilis elata*** (Benth.) Summerh., Taxon 10: 253. 1961.
- BASIONYM: *Octadesmia elata* Benth., in G. Benth. & J.D. Hooker, Gen. Plant. 3: 525. 1883.
- Type: Jamaica: Jamaica Plants 2382, *Syme s.n.* (holotype K).
- SPECIMEN STUDIED: HUJB!: Urquiola *et al.* 6348.
- Dilomilis montana*** (Sw.) Summerh., Taxon 10: 253. 1961.
- BASIONYM: *Epidendrum montanum* Sw., Prodr. Veg. Ind. Occ. 121. 1788.
- Cymbidium montanum* (Sw.) Sw., Nova Acta Regiae Soc. Sci. Upsal. 6: 72. 1799.
- Bletia montana* (Sw.) Rchb.f., in W.G. Walpers, Ann. Bot. Syst. 6: 445. 1862.
- Tetramicra montana* (Sw.) Griseb., Fl. Brit. W. I. 622. 1864.
- Octadesmia montana* (Sw.) Benth. & Hook.f., Gen. Pl. 3: 525. 1883.
- Type: Jamaica: Swartz *s.n.* (BM).
- SPECIMEN STUDIED: HAJB!: Bassler *et al.* 53408.

*Dilomilis oligophylla* (Schltr.) Summerh., Taxon 10: 253. 1961.\*

BASIONYM: *Octadesmia oligophylla* Schltr., Repert. Spec. Nov. Regni Veg. 21: 336.1925.

Type: Cuba: Sierra de Nipe, *Ekman 15275* (holotype S).

SPECIMEN STUDIED: HAJB!: *Bisse et al. 40295*.

#### DINEMA Lindley

*Dinema cubincola* (Borhidi) H.Dietr., Wiss. Z. Friedrich-Schiller-Univ. Jena. Math-Naturwiss. Reihe 29(4): 524. 1980.\*

BASIONYM: *Epidendrum cubincola* Borhidi, Acta Bot. Acad. Sci. Hung. 22(1): 295. 1976.

Type: Cuba: Santiago de Cuba, Sierra Maestra, Gran Piedra, *Acuña 21104* (holotype originally deposited at SV, now at HAC).

SPECIMENS STUDIED: HAJB!: *Bisse et al. 40293*; HOS!: *Agapito et al. 010*; flowers in spirit: collector unknown 086.

#### DOMINGOA Schlechter

*Domingoa haematochila* (Rchb.f.) Carabia, Mem. Soc. Cub. Hist. Nat. "Felipe Poey" 17: 143. 1943.

BASIONYM: *Epidendrum haematochilum* Rchb.f., Flora 48: 277. 1865.

Type: Cuba, *C. Wright 3338* (holotype K).

*Epidendrum hymenodes* Rchb.f., Flora 48: 277. 1865, non Lindl., Fol. Orchid. *Epidendrum* 58. 1853.

*Domingoa hymenodes* Schltr., in I.Urban, Symb. Antill. 7: 497. 1913.

Type: Cuba: *C. Wright 3321* (holotype K).

*Epidendrum broughtonioides* Griseb., Cat. Pl. Cub. 261. 1866.

Type: Cuba: *C. Wright 3321* (MO).

SPECIMENS STUDIED: HUJB!: *Luis et al. 3493*; HOS!: *Mújica & Elaine 207*; flowers in spirit: *Pérez et al. 020*.

#### ELLEANTHUS Presley

*Elleanthus cephalotus* Garay & H.R.Sweet, J. Arnold Arbor. 53: 390. 1972, (avowed substitute for *Elleanthus capitatus* (R.Br.) Rchb. f., ex Cogn. in Urban, Symb. Antill. 6: 561. 1910; non *Elleanthus capitatus* (Poepf. & Endl.) Rchb.f., Walp. Ann. Bot. Syst. 6: 475. 1862).

BASIONYM: *Bletia capitata* R.Br., in W.T.Aiton, Hort. Kew., ed. 2, 5: 206. 1813.

Type: West Indies (holotype BM).

SPECIMENS STUDIED: HAJB!: *Bisse et al. 40555*; HOS!: *Pérez et al. 043*.

*Elleanthus cordidactylus* Ackerman, Lindleyana 2: 122. 1987.

Type: Puerto Rico: Municipality of Río Grande: Luquillo Mts., Quebrada Grande, S of El Verde, *Ackerman 1843* (holotype SEL).

SPECIMEN STUDIED: HAJB!: *Bisse et al. 52445*.

#### ELTROPECTRIS Rafinesque

*Eltropectris calcarata* (Sw.) Garay & H.R.Sweet, J. Arnold Arbor. 53: 390. 1972.

BASIONYM: *Neottia calcarata* Sw., Fl. Ind. Occid. 3: 1413, t. 28. 1806.

*Stenorhynchos calcaratum* (Sw.) L.C.Rich., De Orchid. Eur. 37. 1817.

*Pelexia calcarata* (Sw.) Cogn., in I.Urban, Symb. Antill. 6: 328. 1909.

*Centrogenium calcaratum* (Sw.) Schltr., Beih. Bot. Centralbl. 37(2): 452. 1920.

*Spiranthes calcarata* (Sw.) J.Jiménez, Phytologia 8: 326. 1962.

Type: Haiti: *Swartz s.n.* (lectotype S).

SPECIMENS STUDIED: HAJB!: *Bassler et al. 60545*; HOS!: *Mújica 175*.

#### ENCYCLIA Hooker

*Encyclia acutifolia* Schltr., in I.Urban, Symb. Antill. 9: 66. 1923.

*Epidendrum acutifolium* (Schltr.) Carabia, Mem. Soc. Cub. Hist. Nat. "Felipe Poey" 17: 146. 1943.

Type: Cuba: Prov. Holguín, Sierra de Nipe, Río Piloto, *Ekman 3374* (holotype S).

SPECIMENS STUDIED: HAC!: *Acuña 13485*; HAC!: *Álvarez et al. 38214*; HOS!: flowers in spirit: *Mújica & Bocourt 180*.

*Encyclia altissima* Schltr., Orchideen Beschreib. Kult. Zücht. 201. 1914.

BASIONYM: *Epidendrum altissimum* Bateman ex Lindl., Edward's Bot. Reg. 24 (Misc.): 38. 1838, non Jacq., 1760, non Lehmann & F. Kränzl. 1899. *Epidendrum hodgemanum* A.D.Hawkes, Orquídea

(Rio de Janeiro) 18: 176. 1957.

*Encyclia hodgeana* (A.D.Hawkes) Beckner,  
Phytologia 20: 217. 1970.

Type: Bahamas, *Skinner ex Hort. Bateman s.n.*  
(holotype K).

SPECIMENS STUDIED: BSC: *Martínez & Fagilde*  
*20631*; HOS!: flowers in spirit: *collector unknown*  
*121*.

***Encyclia bipapularis*** (Rchb.f.) Acuña, Bol. Estación  
Exp. Agron. Santiago de las Vegas 60: 80. 1939.\*

BASIONYM: *Epidendrum bipapulare* Rchb.f., Flora  
48: 277. 1865; Type: Cuba: 1860-1864, *C. Wright*  
*3328* (holotype K).

*Epidendrum tampense* var. *amesianum* Correll,  
Lloydia 10: 211. 1947.

Type: Cuba: Villa Clara, near San Blas, *J. G. Jack*  
*s.n.* (holotype AMES).

SPECIMENS STUDIED: HAC!: *Clement 3613*; HOS!:  
*Mújica 180*; flowers in spirit: *collector unknown*  
*112*.

Although Ackerman (2014) reports this species  
from the eastern provinces of the island, the authors  
agree with Llamacho and Larramendi (2005) that this  
species is restricted to the west of Cuba, specifically  
to Artemisa province and its limits with Pinar del Río  
province. The reports for the eastern Cuba are likely  
confused with another species.

***Encyclia bocourtii*** Múj.Benítez & Pupulin, Harvard  
Pap. Bot. 10: 228. 2005.\*

Type: Cuba: Pinar del Río, Sandino,  
Guanahacabibes Peninsula, Guanahacabibes  
National Park, Cabo San Antonio, road between  
Faro Federico Roncali and Las Tumbas, near  
El Francés beach, *Pupulin et al. 4127* (holotype  
HOS!, isotype USJ).

OTHER SPECIMENS STUDIED: *Mújica et al. 111*  
(HOS!); *Mújica et al. 014* (HOS!, flowers in spirit);  
*collector unknown 177* (HOS!, flowers in spirit).

***Encyclia cajalbanensis*** Múj.Benítez, Bocourt, &  
Pupulin, Lankesteriana 4: 211. 2004.\*

Type: Cuba: Pinar del Río, Municipio La Palma,  
ladera sur de la meseta de Cajalbana, a 2.5 km  
después de El Burén, en Sendero Interpretativo,  
Mil Cumbres, *Bocourt et al. 117* (holotype HOS!).

OTHER SPECIMEN STUDIED: *Mújica & Bocourt 035*  
(HOS!, flowers in spirit).

***Encyclia* × *camagueyensis*** Rodríguez, González,  
Sauleda, Villalobos & Esperón. Orchids Digest April,  
May, June 110-113. 2009.

Type: Cuba: Camaguey: Municipality of Minas,  
Loc. “Los Orientales”, HIPC 10462: *Rodríguez*  
*Seijó 036*.

SPECIMEN STUDIED: HOS!, flowers in spirit: *collector*  
*unknown 177*.

This is a natural hybrid between *E. altissima* and  
*E. phoenicea*, discovered in the north of Camaguey  
province.

***Encyclia fucata*** (Lindl.) Schltr., Orchideen Beschreib.  
Kult. Zücht. 209. 1914.

BASIONYM: *Epidendrum fucatum* Lindl., Edward’s  
Bot. Reg. 24 (Misc.): 15. 1838.

Type: Cuba: Havannah, (holotype K-L).

*Epidendrum sagreanum* A.Rich., in R.de la Sagra,  
Hist. Fis. Cuba Bot. 11: 235, t. 75. 1850.

Type: Cuba: *Sagra s.n.* (holotype P).

*Epidendrum hircinum* A.Rich., in R.de la Sagra,  
Hist. Fis. Cuba Bot. 11: 236, pl. 77. 1850.

*Encyclia hircina* (A.Rich.) Acuña, Bol. Estación  
Exp. Agron. Santiago de las Vegas 60: 74. 1939.

Type: Cuba: *Sagra s.n.* (holotype P).

*Epidendrum obcordatum* Jenn., Annuaire Conserv.  
Jard. Bot. Genève 11: 101. 1917.

Type: Cuba: near Nueva Gerona, 12 May 1910, *O.*  
*E. Jenn. 651* (holotype CM).

SPECIMENS STUDIED: HUSB!: *Luis et al. 3798*; HOS!:  
*Pérez et al. 008*; flowers in spirit: *Pérez & Bocourt*  
*015*.

***Encyclia gravida*** (Lindl.) Schltr., Beih. Bot. Centralbl.  
36(2): 472. 1918.

BASIONYM: *Epidendrum gravidum* Lindl., J. Hort.  
Soc. London 4: 114. 1849.

*Epidendrum oncioides* var. *gravidum* (Lindl.)  
Ames, F.T.Hubb. & C.Schweinf., Bot. Mus.  
Leaf. 3: 104. 1935.

Type: Mexico: near Xapatam (Jalapa), *Hartweg*  
*s.n.* (holotype K-L).

*Epidendrum sintenisii* Rchb.f., Ber. Deutsch. Bot.  
Ges. 3: 277. 1885.

*Encyclia sintenisii* (Rchb.f.) Britton, in Britton &  
Wilson, Bot. Porto Rico 5: 197. 1924.

Type: Puerto Rico, Indiera Fria, near Maricao,  
*Sintenis 506* (holotype W).

- Epidendrum monticolum* Fawc. & Rendle, J. Bot. 47: 124. 1909.
- Encyclia monticola* (Fawc. & Rendle) Acuña, Bol. Estación Exp. Agron. Santiago de las Vegas 60: 72. 1939.
- Type: Jamaica: Holly Mount, Mt. Diabolo, *Harris 10467* (holotype BM).
- SPECIMENS STUDIED: HAJB!: *Genes et al. 59344*; HOS!: *Pérez & Bocourt 125*; flowers in spirit: *Pérez & Bocourt 049*.
- Encyclia grisebachiana*** (Cogn.) Acuña, Bol. Estación Exp. Agron. Santiago de las Vegas 60: 73. 1939.\*
- BASIONYM: *Epidendrum grisebachianum* Cogn., in I.Urbán, Symb. Antill. 6: 495. 1910.
- Prosthechea grisebachiana* (Cogn.) W.E.Higgins, Phytologia 82: 378. 1997.
- Type: Cuba: 1860-1864, *C. Wright 3326* (holotype GOET).
- SPECIMENS STUDIED: HUJB!: *Novo et al. 1242*; HOS!: *Pérez et al. 030*; flowers in spirit: *collector unknown 156*.
- Encyclia howardii*** (Ames & Correll) Hoehne, Arq. Bot. Estado Sao Paulo, nova série, 2: 152. 1952.\*
- BASIONYM: *Epidendrum howardii* Ames & Correll, Bot. Mus. Leaflet 11: 2. 1943.
- Encyclia howardii* (Ames & Correll) H.Dietr., Revista Jard. Bot. Nac. Univ. Habana 5(1): 49. 1984.
- Type: Cuba: Oriente: Sierra de Moa, *R. A. Howard 5939* (holotype AMES).
- Specimen studied: HAJB!: *Bisse et al. 9292*.
- Encyclia isochila*** (Rchb.f.) Dod, Moscosoa 4: 193. 1986.
- BASIONYM: *Epidendrum isochilum* Rchb.f., Bonplandia 4: 326. 1856.
- Type: Dominican Republic, *Schiller s.n.*, (holotype W 44).
- Epidendrum isochilum* var. *tridens* Rchb.f., Ber. Deutsch. Bot. Ges. 3: 277. 1885.
- Encyclia isochila* var. *tridens* (Rchb.f.) Dod, Moscosoa 4: 193. 1986.
- Type: Dominican Republic (holotype W 43).
- Epidendrum blettioides* Griseb., Fl. Brit. W. I. 615. 1864.
- Type: Jamaica: Hanover, *Purdie s.n.* (holotype K).
- Epidendrum belvederense* Fawc. & Rendle, J. Bot. 47: 123. 1909.
- Encyclia belvederense* (Fawc. & Rendle) H.Dietr., Wiss. Z. Friedrich-Schiller-Univ. Jena. Math-Naturwiss. Reihe 33: 710. 1984.
- Type: Jamaica: Hannover, Belvedere, *W. Harris 7620* (holotype BM).
- Epidendrum belvederense* var. *brevifolium* Cogn., Feddes Repert. Spec. Nov. Regni Veg. 7: 123. 1909.
- Type: Jamaica, near Lancaster, *W. Harris 7541* (holotype UCWI).
- SPECIMEN STUDIED: HAJB!: *Bisse et al. 44784*.
- Encyclia moebusii*** H.Dietr., Feddes Repert. Spec. Nov. Regni Veg. 96: 563. 1985.\*
- Type: Cuba: Prov. Guantánamo, Küstenregion zwischen Imias und Maisi, *H. Dietrich s.n.* (holotype JE).
- SPECIMENS STUDIED: HAC!: *Alain 3389*; HOS!: *Pérez et al. 074*.
- Encyclia monteverdensis*** M.A.Díaz & Ackerman, Lankesteriana 4: 50. 2004.\*
- Type: Cuba: Prov. Guantánamo, Monte Verde, *C. Wright 1489* (holotype AMES 73736).
- SPECIMENS STUDIED: We did not find any specimens in the revised Cuban herbaria.
- Encyclia navarroi*** Vale & Rojas, Ann. Bot. Fennici 49: 83-86. 2012.\*
- Type: Cuba: Pinar del Río, Península de Guanahacabibes, María La Gorda, Holotype: HAC (SV 42604).
- Specimen studied: HOS!, flowers in spirit: *Pepe 164*.
- Recently this species has been described for Cabo Corrientes, Guanahacabibes Peninsula, Pinar del Río province. We failed to find other individuals of this taxon when following the geo-coordinates given by the authors in the protologue. After many years of study on this peninsula, it is our opinion that in the area, a process of natural hybridization is taking place among *E. plicata*-*E. bocourtii* and *E. phoenicea*-*E. plicata*, species that flower simultaneously in the area and attract the same pollinator. This has given rise to a great number of morphs in the area that we have photographed and documented. Before the publication of *E. navarroi*, we knew about a population of a similar morph outside the limits of Guanahacabibes peninsula in Pinar del Río province. José L. Bocourt, botanical illustrator with vast experience in orchids, showed us a

picture with the dissection of flowers of *E. phoenicea* – “*E. navarroii?*”- *E. bocourtii*, which shows how this taxon could be a natural hybrid of those species.

***Encyclia nematocaulon*** (A.Rich.) Acuña, Bol. Estación Exp. Agron. Santiago de las Vegas 60: 77. 1939.\*

BASIONYM: *Epidendrum nematocaulon* A.Rich., in R.de la Sagra, Hist. Fis. Cuba Bot. 11: 238, pl. 79. 1850.

Type: Cuba: flowered in cultivation “Fac. Med. Paris” July 1844 (holotype P).

SPECIMEN STUDIED: HAC!: *Osmont 20602*.

***Encyclia ochrantha*** (A.Rich.) Withner, Cattleyas & Relatives 4: 64. 1996.\*

BASIONYM: *Epidendrum ochranthum* A.Rich., in R. de la Sagra, Hist. Fis. Cuba Bot. 11: 237, t. 78. 1850.

Type: Cuba: *Sagra s.n.* (holotype P).

SPECIMENS STUDIED: We did not find any specimens in the revised Cuban herbaria. The locality of the type is ignored.

***Encyclia oxypetalata*** (Lindl.) Schltr., Notizbl. Bot. Gart. Berlin-Dahlem 7: 277.1918.\*

BASIONYM: *Epidendrum oxypetalum* Lindl., Orch. Lindl. 8. 1846.

Type: Cuba: Guantánamo, *J. Linden s.n.* (holotype K-L).

SPECIMENS STUDIED: HAC!: *León et al. 6657*; HOS!: flowers in spirit: *Bocourt 130*.

***Encyclia phoenicea*** (Lindl.) Neumann, Rev. Hort. sér. 2, 4: 137. 1845-1846. \*

BASIONYM: *Epidendrum phoeniceum* Lindl., Edward’s Bot. Reg. 27: (Misc.) 57. 1841.

Type: Cuba: Monte Verde, K-L).

*Epidendrum duboisanum* (Neumann) Brongn. ex A.Rich., in R.de la Sagra, Hist. Fis. Cuba Bot. 11: 239. 1850.

Type: Cuba: *A. Brongniart s.n.* (holotype P).

*Epidendrum oblongatum* A.Rich., in R.de la Sagra, Hist. Fis. Cuba Bot. 11: 239, pl. 80. 1850.

*Encyclia oblongata* (A.Rich.) Acuña, Bol. Estación Exp. Agron. Santiago de las Vegas 60: 80. 1939.

Type: Cuba: *R. de la Sagra s.n.* (holotype P).

*Encyclia havanense* Bello, Esperón & Sauleda, New World Orchidaceae – Nomenclatural Notes – Issue No. 4, 2013.

Type: Cuba: Pinar del Río, municipality of La Palma, 4 miles from Cajalbanas, (Holotype: Cuba: Havana, *M. Quesnel s.n.*, P).

*Encyclia hamiltonii* Sauleda & Esperón, New World Orchidaceae – Nomenclatural Notes – Issue No. 5, 2013.

Type: Ex hort., *Sauleda, R. P. & E. Esperon s.n.* (holotype FTG).

SPECIMENS STUDIED: HPPR!: *Urquiola 242*; HOS!: flowers in spirit: from different localities, *Pérez & Bocourt 016, 017, 023* and *024*.

Some authors also cite it for Cayman Islands. The description was based on Cuban material, it is not clear from the literature whether the specimens were wild collected on the island (Ackerman, 2012). In Cuba it is reported for almost the whole island. However, we have seen differences in the morphology, color and fragrance of their flowers, so it would not be wrong to think that, under the epithet “*phoenicea*”, several taxa are hiding. It would be premature and very risky to begin describing species considering the differences shown in this group. Only molecular studies could give really conclusive and accurate results.

***Encyclia plicata*** (Lindl.) Schltr., Orchideen Beschreib. Kult. Zücht. 211. 1914.

BASIONYM: *Epidendrum plicatum* Lindl., Edward’s Bot. Reg. 33: t. 35. 1847.

Type: Cuba: *Loddiges s.n.* (holotype K-L).

SPECIMEN STUDIED: HOS!: flowers in spirit: *Mújica 031*.

***Encyclia pyriformis*** (Lindl.) Schltr., Orchideen Beschreib. Kult. Zücht. 211. 1914. \*

BASIONYM: *Epidendrum pyriforme* Lindl., Edward’s Bot. Reg. 33: t. 15. 1847.

*Encyclia pyriformis* (Lindl.) Schltr., Orchideen 208. 1927.

Type: Cuba: *Loddiges s.n.* (K-L).

*Epidendrum brevifolium* Jenn., Annuaire Conserv. Jard. Genève 11: 103. 1917.

*Encyclia brevifolia* (Jenn.) Ackerman & Mújica, Smithsonian Contr. Bot. 98: 631. 2012.

Type: Cuba: Isle of Pines (Isla de la Juventud), near Los Indios, *Jenn. 314* (holotype CM).

SPECIMENS STUDIED: HUJB!: *Urquiola 242*; HOS!: *Pérez et al 007*; flowers in spirit: *Mújica & Bocourt 030*.

***Encyclia rosariensis*** Múj.Benítez, R.Pérez, & Pupulin, *Orchids (West Palm Beach)* 75: 677. 2006. \*

Type: Cuba: Prov. Pinar del Río, Mun. Candelaria, El Salón, Sierra del Rosario Biosphere Reserve, R. Pérez 122 (holotype HOS!, isotype, HOS!).

OTHER SPECIMENS STUDIED: HOS! flowers in spirit: Pérez & Bocourt 040.

***Encyclia sabanensis*** Vale, Pérez-Obregón & Faife, *Syst. Bot.* 39. 2014. \*

Type: Cuba: Caibarién: Cayo Santa María, holotype: UCLV: Pérez-Obregón 10593.

In the north of Villa Clara province, specifically in Cayo Santa María, there is a population of this orchid, very closely related to *E. felhingii*. One plant collected by the authors in November 2009 flowered in cultivation in the Soroa Orchid Botanical Garden. Later on, other individuals collected at the same location also flowered in cultivation. Vegetatively, it is indistinguishable from *E. bocourtii*, *E. plicata* and *E. phoenicea*. The flowers are morphologically very similar to those of *E. bocourtii*, but they differ in the green colored sepals and petals and the white labellum grooved in purple. Saulea (pers. comm. 2011) suspects that it is not *E. felhingii*, but a natural hybrid between this species and *E. plicata*, which is to be studied.

***Encyclia triangulifera*** (Rchb.f.) Acuña, *Bol. Estación Exp. Agron. Santiago de las Vegas* 60: 80. 1939. \*

BASIONYM: *Epidendrum trianguliferum* Rchb.f., *Flora* 48: 277. 1865; Type: Cuba: C. Wright 3328 (holotype K).

SPECIMEN STUDIED: HAJB!: Dietrich 57672.

***Encyclia vinalensis*** Múj.Benítez & Rivera, *ined.*\*

Cuba: Pinar del Río province, Valle de Viñales, El Sitio, Rivera 251 (HOS!).

OTHER SPECIMENS STUDIED: Same locality as the type, Rivera 181 (HOS!: flowers in spirit)

The only known populations of *E. vinalensis* inhabit a fragile ecosystem on the limestone slopes of the “mogotes” in the Viñales National Park. The shape of the flowers, reveals some affinities with *E. tampensis* var. *albolabia* (Whitner, 1996, Plate 37). Nevertheless, the morphology of the plants and the flowering season (February and March) are quite distinct. The authors cannot find any close relatives of this taxon in Cuban flora. This species is now in description.

OTHER NOTES ON THIS GENUS:

***Encyclia* sp. 1**

Very closely related to *E. oxypetala*, with which, apparently, it was confused. The colleagues of Soroa Orchid Botanical Garden are working on its description. This species, reported only for Ciénaga de Zapata, Matanzas province, is distinguished from *E. oxypetala* by the smaller size of its flowers, darker coloration of its sepals and petals and its strong and unmistakable scent of “cockroach”. It flowers in July-August.

***Encyclia* sp. 2**

Present in Cabo San Antonio, Guanahacabibes peninsula, vegetatively very similar to other species of the genus and very closely related to *E. fucata*, from which it differs in the larger flowers and unguiculate, completely white-colored labellum. As *E. fucata*, it shows great variation in the floral morphology and color of the flowers. Both are in an area cloistered between the two coasts of the peninsula (not more than eight kilometers wide). We think, given the size of *E. fucata*, that it is not very likely for it to have been able to cross with other species such as *E. bocourtii* or *E. plicata*, so we think we have a new species just as suggested by P. Esperón and J. M. Díaz (pers. comm. 2012).

If the last three taxa were indeed accepted as good species, the number of *Encyclia* species in Cuba would reach 28 taxa. Nevertheless, the taxonomy of this genus in the island is still debatable, and the segregation of new taxa with limited information on the natural variation between and among populations, as well as the possible role of hybridization in the group, could result in gross mistakes.

#### EPIDENDRUM Linnaeus

***Epidendrum acunae*** Dressler, *Amer. Orchid Soc. Bull.* 28: 358. 1959.

Type: Cuba: Charles Wright 3333. (holotype: MO; isotypes: AMES, BM, G, K, MA, P x2, S, W x3).

*Spathiger roigii* Acuña, *Cat. Descr. Orq. Cub.* 60: 93. 1939.

Type: Cuba: Prov. Pinar del Río, P. Wilson 9329 (holotype NY).

SPECIMENS STUDIED: HUJB!: Luis *et al.* 4054/4059; HOS!: Mújica *et al.* 191; flowers in spirit: Bocourt *et al.* 079.

- Epidendrum amphotomum*** A.Rich., in R.de la Sagra, Hist. Fis. Cuba Bot. 11: 240. 1850.  
Type: Cuba: Ile de Cuba, 1836, *Ramón de la Sagra s.n.* (holotype: P).  
*Epidendrum secundum* subsp. *briegeri* H.Dietr., Beitr. Phytotax. 15: 123. 1992.  
Type: Cuba: Santiago de Cuba, Pico Cristal, cult. in Hort. Bot. Jenenese, *H. Dietrich s.n.* (holotype HAJB).  
SPECIMENS STUDIED: HUJB!: *Ferro et al. 4307*; HOS!: *Mújica & Elaine 216*; flowers in spirit: *Pérez & Bocourt 019*.
- Epidendrum anceps*** Jacq., Select. Stirp. Amer. Hist. 224, t. 138. 1763.  
Type: Dominica, *Miller s.n.* (holotype illustration, Botanical Cabinet 19: t. 1867. 1832).  
*Epidendrum anceps* var. *virescens* (Lodd.) Lindl., in Hemsl., Biol. Centr. Am., Botany 3: 255. 1883.  
*Amphylottis anceps* (Jacq.) Britton, in Britton & Wilson, Bot. Porto Rico 5: 200. 1924.  
*Epidendrum anceps* var. *typicum* Stehlé (= var. *anceps*), Fl. Descr. Ant. Franc. 1: 135. 1939.  
Type: Martinique, *Jacquin*, the illustration, plate 138 (BM).  
SPECIMENS STUDIED: HUJB!: *Ferro et al. 4307*; HOS!: *Pérez & Bocourt 001*; flowers in spirit: *Pérez & Bocourt 021*.
- Epidendrum angustilobum*** Fawc. & Rendle, J. Bot. 47: 124. 1909.  
Type: Jamaica: Rose Hill, *Harris 10485* (holotype, cited by Nir, UCWI).  
*Epidendrum nocturnum* var. *latifolium* Lindl., Bot. Reg. 23: t. 1961. 1837.  
*Amphylottis nocturna* var. *latifolia* (Lindl.) Acuña, Bol. Estación Exp. Agron. Santiago de las Vegas 60: 100. 1938.  
*Epidendrum latifolium* (Lindl.) Garay & Sweet, J. Arnold Arbor. 53: 392. 1972.  
Type: West Indies, introduced and cultivated by Chatsworth, *Paxton s.n.* (K-L).  
SPECIMEN STUDIED: HAJB!: *Bisse et al. 22865*.
- Epidendrum brachyrepens*** Hágsater, Icon. Orchid. 3: pl. 315. 1999.  
Type: Costa Rica: San José; Desamparados, San Cristóbal Sur, *J. García-Cruz et al. 926* (holotype INB).  
SPECIMEN STUDIED: HAC!: *Morton et al. 12312*.  
Reported by Ackerman (2014) from the Sierra Maestra, Granma and Santiago de Cuba provinces. Eric Hágsater cites other herbaria specimens, including some of the HAC and HAJB, for Pico Turquino and one for Pico La Bayamesa in Santiago de Cuba province.
- Epidendrum diffusum*** Sw., Prodr. Veg. Ind. Occ. 121. 1788.  
Type: Jamaica: *O. Swartz s.n.* (W 26526).  
*Seraphyta diffusa* (Sw.) Fischer & C.A.Meyer ex Pfitzer, in Engler & Prantl, Nat. Pflanzenfam. 2(6): 142. 1889.  
*Seraphyta multiflora* Fischer & C.A.Meyer, Bul. Sc. Acad. Petersb. 7: 24. 1840.  
Type: Mexico: Veracruz, *C. Schiede s.n.* (holotype LE).  
*Epidendrum tenuiflorum* Hort. ex Lindl., Fol. Orchid. *Epidendrum* 88. 1853.  
Type: México: Oaxaca, *Galeotti 5234* (holotype P).  
*Epidendrum paniculatum* Sessé & Mociño, Flora Mexicana 204. 1894.  
Type: Mexico: Veracruz, Montium Cordavae, *Sessé et al. 4302* (MA).  
SPECIMEN STUDIED: HAJB!: *Alvarez et al. 55025*.
- Epidendrum floridense*** Hágsater, Icon. Orchid. 2: pl. 133. 1993.  
Type: United States of America: Florida: Collier Co., Fahkahatchee Swamp, *J. Corder sub E. Hágsater 1086* (holotype AMO).  
SPECIMENS STUDIED: HAJB!: *Bisse et al. 26406*; HUJB!: *Urquiola et al. 6817*; HOS!: flowers in spirit: *Bocourt & Pérez 061*.
- Epidendrum hioramii*** (Acuña & Roig) Acuña & Alain, Mem. Soc. Cub. Hist. Nat. "Felipe Poey" 24: 2. 110. 1960. \*  
BASIONYM: *Hormidium hiorami* Acuña & Roig, Mem. Soc. Cub. Hist. Nat. "Felipe Poey" 10: 51. 1936.  
*Lanium hiorami* (Acuña & Alain) H.Dietr., Wiss. Z. Friedrich-Schiller-Univ. Jena. Math-Naturwiss. Reihe 29: 522. 1980.  
Type: Cuba: Guantánamo, Baracoa, Finca "Iberia", en Nibujón, *J. Natenson s.n.* (holotype HAC; isotype in the herbarium of Dr. J. T. Roig, No.7156).  
SPECIMEN STUDIED: HAC!: *Alain et al. 4541*.

- Epidendrum jamaicense*** Lindl., Fol. Orchid. *Epidendrum* 82, no.256. 1853.  
 Type: Jamaica: Dunrobin Castle, Purdie s.n. (holotype K-L).  
 SPECIMEN STUDIED: HAJB!: *Bisse et al.* 22685.
- Epidendrum lacerum*** Lindl., Edward's Bot. Reg. 24 (Misc.): 18. 1838. \*  
*Amphyglottis lacera* (Lindl.) Britton, Ann. New York Acad. Sci. 5: 201. 1924.  
 Type: Cuba. Havannah, collected by Capt. Sutton, flowered at Charles Lemon, Cerclaw, England, (holotype K-L).  
 SPECIMENS STUDIED: We did not find any specimens in the revised Cuban herbaria.
- Introduced in England from "Havannah" (apparently Havana), Cuba, in the spring of 1835 by Captain Sutton. It flowered later at Charles Lemon's collection in November-December 1836. The species is either very rare or extinct. In Cuba, *E. lacerum* is vegetative similar to *E. wrightii* Lindl., from which it differs by the pink flowers with the lateral lobes longer than apical (Hágsater, pers. comm. 2012).
- Epidendrum miserrimum*** Rchb.f., Bonplandia 3: 220. 1855.  
 Type: Guadeloupe: Monte Fulsbunes, *Duchassaing s.n.* (holotype W 50153).  
*Jacquiella miserrima* (Rchb.f.) Stehlé, Bull. Soc. Bot. France 84: 425. 1937.  
*Microepidendrum miserrimum* (Rchb.f.) Brieger, Rudolf Schltr.'s Orchideen, 3<sup>rd</sup> ed., 556. 1974.  
 SPECIMENS STUDIED: It is known from a single collection of Wright (s.n.) from La Guinea, in eastern Cuba. We did not find any specimens in the reviewed Cuban herbaria.
- Epidendrum neoporpax*** Ames, Bot. Mus. Leaflet 2(9): 112. 1934.  
 Type: Cuba: *C. Wright 3343* (holotype W Isotypes: AMES G (x2)! K).  
 BASIONYM: *Epidendrum porpax* Rchb.f., Flora 48: 278. 1865, non Rchb.f. 1855.  
*Epidendrum vestitum* Ames, Schedul. Orchid. 4: 51. 1923, non Sw., 1788.  
*Epidendrum porpax* var. *domingensis* Cogn., in I. Urban, Symb. Antill. 7: 181. 1909.  
 SPECIMENS STUDIED: HAC!: *Morton 20179*; HOS!: *Collector unknown 120*; flowers in spirit: *collector unknown 037*.
- Epidendrum nocturnum*** Jacq., Enum. Syst. Pl. 29. 1760.  
*Auliza nocturna* (Jacq.) Small, Fl. Miami: 56. 1913.  
*Amphyglottis nocturna* (Jacq.) Britton, Bot. Porto Rico & Virgin Islands 1: 200. 1924.  
*Phaedrosanthus nocturnus* (Jacq.) Kuntze in T. Post & Kuntze, Lex. gen. phan. 429. 1904.  
 Type: Martinique, *Jacquin s.n.* (lectotype, Jacquin's illustration reproduced in *Selectarum Stirpium Americanarum Historia* 225, t. 139. 1763).  
*Epidendrum nocturnum* var. *angustifolium* Stehlé, Fl. Descr. Antill. Fr. 1: 143. 1939.  
*Epidendrum carolinianum* Lam., Encycl. 1: 182. 1783.  
 Lectotype: Gatesby, Nat. Hist. Carol. 2: t. 68 (1743).  
*Epidendrum discolor* A. Rich. & Gal., Ann. Sci. Nat. ser. 3. 3: 22. 1845.  
 Type: Mexico: *Galeotti s.n.* t. 18.  
 SPECIMENS STUDIED: HUSB!: *Urquiola et al.* 508; HOS!: *Mújica & Elaine 198*; flowers in spirit: *Trabanco 060*.
- Epidendrum orientale*** Hágsater & M.A. Díaz, Icon. Orchid. 2: pl. 167. 1993.  
 Type: Cuba: Guantánamo, Laguna del Galano, Sierra del Frijol, La Alegria, Toa, *Hno. Alain 3854* (holotype HAC!).  
 SPECIMENS STUDIED: HPPR!: *Ferro et al. s.n.*; HOS!: *Pérez et al. 085*; flowers in spirit: *Pérez & Bocourt 013*.
- Epidendrum polygonatum*** Lindl., Ann. Mag. Nat. Hist. series 3, 1: 332. 1858.  
*Amphyglottis polygonata* (Lindl.) Acuña, Cat. Descr. Orq. Cub. 60: 101. 1939.  
*Physinga polygonata* (Lindl.) Dod. Moscosoa 3: 101-102. 1984.  
*Physinga polygonata* (Lindl.) H. Dietrich, Wiss. Zeitschr. Friedrich-Schiller-Univ. Jena, Mat. Naturwiss. (Beitr. Phytotax.) 29 (4): 524, 1980.  
 Type: Cuba: Popre villam, Monteverde dictam, *C. Wright 643 P!*  
*Epidendrum polygonatum* Lindl. var. *latifolium* Cogn., Symb. Antill. 6: 514. 1910.  
 Type: Cuba: Pinal de Sta. Anna, 800 m, *Eggers 5053*, (holotype: BR).  
 SPECIMENS STUDIED: HAJB!: *Bisse et al.* 27680; HPPR!: *Urquiola et al.* 6318-A.



*Epidendrum portoricense* Hágsater & Ackerman, *Icon. Orchid.* 3: 2, pl. 376. 1999.

Type: Puerto Rico: Mun. Río Grande, Luquillo Mts., El Verde, *Ackerman 2613* (holotype UPRRP).  
SPECIMENS STUDIED: We did not find any specimens in the revised Cuban herbaria. Reported by Ackerman (2014) for Macizo Sagua-Baracoa, Guantánamo province.

*Epidendrum radicans* Pav. ex Lindl., *Gen. Sp. Orchid.* Pl. 104. 1831.

Type: Mexico, *Sessé & Mociño*, (holotype BM).

*Epidendrum rhizophorum* Batem. ex Lindl., *Edward's Bot. Reg.* 24 (Misc.): 8. 1838.

Type: Guatemala, *Skinner s.n.* (holotype ?).

*Epidendrum pratense* Rchb.f., *Beitr. Orch. Centr. Amer.* 84. 1866.

Type: Guatemala, *Wendland 271* (holotype W).

*Epidendrum radicans* var. *chiriquense* Schltr., *Repert. Spec. Nov. Regni Veg.* 17: 39. 1922.

Type: Panama, *Powell 61* (holotype B, destroyed).  
SPECIMENS STUDIED: We did not find any specimens in the reviewed Cuban herbaria.

This species was introduced and it is in naturalization process in Cuba. It has been collected by specialists of the Soroa Orchid Botanical Garden in several occasions in the proximities of La Gran Piedra, Santiago de Cuba province. We suppose that around there it may have escaped from cultivation.

*Epidendrum ramosum* Jacq., *Enum. Syst. Pl.* 29. 1760.

*Spathiger ramosus* (Jacq.) Britton & Wilson, *Sci. Surv. Porto Rico and Virg. Isl.* 5: 202. 1924.

*Isochilus ramosum* (Jacq.) Spreng., *Syst. Veg. ed.* 16, 3: 734. 1836, non H.Focke, 1851.

Type: Martinique, *Jacquin s.n.* (holotype LINN).

*Epidendrum rigidum* Lodd., *Bot. Cab.* 16: t. 1600. 1829.

Type: Dominica, *Miller*; non Jacq. 1760.

SPECIMENS STUDIED: HAJB!: *Alvarez et al. 64786*; HOS!: *Félix & Sandy 104*; flowers in spirit: collector unknown 165.

*Epidendrum repens* Cogn., *Repert. Spec. Nov. Regni Veg.* 7: 122. 1909.

Type: Jamaica, *H. Eggers 3679* (BR).

*Epidendrum bourgeauii* Schltr., *Beih. Bot. Centralbl.* 36: 401. 1918,

*Epidendrum solisequum* Kraenzl, *Ark. Bot.* 16: 17. 1920.

Type: Mexico, *E. Borgeau 3104*, (holotype B, destroyed; isotypes BR, GH, LE, P, P, US).

SPECIMEN STUDIED: HAJB!: *Bisse et al. 40518*.

*Epidendrum rigidum* Jacq., *Enum. Syst. Pl.* 29. 1760.  
*Spathiger rigidus* (Jacq.) Small, *Fl. Miami* 55. 1913.

Type: Martinique, *Jacquin s.n.* (holotype BM).

SPECIMENS STUDIED: HAJB!: *Bisse et al. s.n.*; HOS!: *Mújica & Elaine 209*.

*Epidendrum rivulare* Lindl., *Ann. Mag. Nat. Hist.*, ser. 3, 1: 330. 1858.

Type: Cuba Orientali, Prope villam, Monte Verde, *C. Wright 644* (holotype K; isotypes AMES, BR, G, P, W).

SPECIMEN STUDIED: HAJB!: *Bisse et al. 19683*.

*Epidendrum scalpelligerum* Rchb.f., *Flora* 48: 278. 1865.

*Pleuranthium scalpelligerum* (Rchb.f.) Cogn., in I. Urban, *Symb. Antill.* 4: 470. 1920.

Type: Cuba: Without locality, *C. Wright 3339* (holotype K-illustration; isotypes AMES, G, P, W).

SPECIMENS STUDIED: We did not find any specimens in the reviewed Cuban herbaria. Reported by Ackerman (2014) from Macizo Sagua-Baracoa, Guantánamo province and by Hágsater (pers. comm. 2012) from La Perla, Santiago de Cuba province.

*Epidendrum serrulatum* Sw., *Prodr. Veg. Ind. Occ.* 121. 1788.

*Cymbidium serrulatum* (Sw.) Sw., *Nova Acta Regiae Soc. Sci. Upsal.* 6: 72. 1799.

*Encyclia serrulata* (Sw.) H.Dietr., *Rev. Jard. Bot. Nac. La Habana* 5(1): 49. 1984.

*Prosthechea serrulata* (Sw.) W.E.Higgins, *Phytologia* 82: 380. 1997.

Type: Jamaica: Summit Mont. Coral, *Swartz s.n.* (holotype BM).

SPECIMEN STUDIED: HAJB!: *Bisse et al. 19065*.

*Epidendrum strobiliferum* Rchb.f., *Nederl. Kruidk. Arch.* 4: 333. 1858.

*Spathiger strobiliferus* (Rchb.f.) Small, *Man. SE. Fl.* 390. 1933.

Type: Surinam, *Splinter 426* (holotype W).

*Isochilus ramosus* H.Focke, *Tijdschr. Natuurk. Wetensch. Kunsten* 4: 69. 1851.

Type: Surinam, *H.Focke s.n.* (holotype ?).

SPECIMEN STUDIED: HAJB!: *Bisse et al. 45376*.

***Epidendrum umbelliferum*** J.F.Gmel, Syst. Nat., ed. 13, 2(1): 65. 1791.

Type: Jacquin, Stirp. Pl. Amer. pl. 136.

*Epidendrum umbellatum* Sw., Nova Spec. Pl. Prodr. 121. 1788, *nom. illeg.*

*Caularthron umbellatum* (Sw.) Rafin., Fl. Tellur. 2: 41. 1837.

*Epidendrum caribiorum* Ackerman & Acev.-Rodr., Smithsonian Contr. Bot. 98: 633. 2012 (Based on *Epidendrum umbellatum* Sw., non G. Forster).

Type: Jamaica, without locality, *Swartz s.n.* (holotype BM).

SPECIMENS STUDIED: HAJB!: *Bisse et al. 48056*; HOS!: flowers in spirit: *Pérez & Bocourt 073*.

***Epidendrum wrightii*** Lindl., Ann. Mag. Nat. Hist. series 3, 1: 331. 1858.

Type: Cuba: province unknown, Santa La Madelina, *C. Wright s.n.* (holotype K-L).

SPECIMEN STUDIED: HAJB!: *Dietrich et al. 66743*.

#### EULOPHIA R. Brown

***Eulophia alta*** (L.) Fawc. & Rendle, Fl. Jamaica 1: 112, plate 22. 1910.

BASIONYM: *Limodorum altum* L., Syst. Nat., ed. 12, 594. 1767.

*Platypus altus* (L.) Small, Flora of the S.E. of U.S., 2<sup>nd</sup> ed., 329. 1913.

Type: Martinique, *Plumier s.n.* (original illustration at P).

*Cyrtopodium woodfordii* Sims, Bot. Mag. 43: t. 1814. 1816.

*Cyrtopera woodfordii* (Sims) Lindl., 189. 1833.

*Eulophia woodfordii* (Sims) Rolfe, Fl. of Trop. Africa 7: 68. 1897.

Type: Brazil, Sao Paulo, *J. Sims s.n.*, (K).

*Dendrobium longifolium* Kunth, in Humboldt, Bonpland, & Kunth, Prodr. Veg. Ind. Occ. 1: 360. 1815.

*Cyrtopera longifolia* (Kunth) Rchb.f., in W.G. Walpers, Ann. Bot. Syst. 6: 669. 1863.

*Eulophia longifolia* (Kunth) Schltr., Orchideen 347. 1914.

Type: Colombia, Almaguer, *Humboldt & Bonpland 1067* (Holotype P).

SPECIMENS STUDIED: HAJB!: *Bisse 55150*; HOS!: flowers in spirit: *Eduard 059*.

#### EURYSTYLES Wawra

***Eurystyles domingensis*** Dod, Moscosoa 1: 43. 1977.

Type: Dominican Republic: Prov. San Cristóbal, Villa Altagracia, confluencia Río Haina y Río Duey, *D. D. Dod 475* (holotype JBSD).

SPECIMENS STUDIED: We did not find any specimens in the reviewed Cuban herbaria.

According to Ackerman (2014) the species that is in Cuba is really *E. domingensis* and not *E. ananassocomus* (Rchb. f.) Schltr. The specimens revised by him, from Monte Verde and La Prenda demonstrated that with certainty. However, in the HAJB there is a specimen from another locality in Sierra del Purial (*Bisse et al. 47265*) identified as *E. ananassocomus* that deserves to be studied.

#### FUERTESIELLA Schlechter

***Fuertesella pterichoides*** Schltr., in I. Urban Symb. Antill. 7: 493. 1919.

Type: Dominican Republic: Prov. La Vega, between Rosilla and Picos del Yaque, *Fuertes 1718* (holotype B, destroyed; lectotype NY).

SPECIMEN STUDIED: HAC!: *Acuña 10013*.

#### GALEANDRA Lindley

***Galeandra bicarinata*** G.A. Romero & P.M. Brown, North Amer. Nat. Orchid Jour. 6: 78. 2000.

Type: United States of America: Florida, Miami-Dade County, Castellow's Hammock, *R. Woodbury & K. Kramer s.n.* (holotype FTG).

SPECIMENS STUDIED: HAC!: *Alain 6530*; HOS!: *Mújica et al. 192*.

#### GOVENIA Lindley ex Loddiges

***Govenia utriculata*** (Sw.) Lindl., Edward's Bot. Reg. 25 (Misc.): 47. 1839.

BASIONYM: *Limodorum utriculatum* Sw., Prodr. Veg. Ind. Occ. 119. 1788.

*Cymbidium utriculatum* (Sw.) Sw., Nova Acta Regiae Soc. Sci. Upsal. 6: 75. 1799.

Type: Jamaica: *O. Swartz s.n.* (BM).

SPECIMENS STUDIED: HAJB!: *Meyer et al. 36264*; HUCLV!: *Noa et al. 2779*.

**HABENARIA** Willdenow

***Habenaria alata*** Hook., Exot. Fl. 3: t. 169. 1825.

*Habenella alata* (Hook.) Szlach. & Kras-Lapinski, Richardiana 6: 34. 2006.

Type: St. Vincent, *Guiling s.n.* (holotype K).

*Platantheroides alata* (Hook.) Szlachetko, Richardiana 4: 104. 2004.

*Habenaria bidentata* Steud., Nomencl. Bot. ed. 2, 1: 716. 1840.

Type: Cuba, *E. Pöppig s.n.* (MO).

*Habenaria stricta* A.Rich. & Gal. Ann. Sci. Nat., Bot. ser. 3, 3: 23. 1845.

Type: Mexico: Veracruz, Mirador, *Linden s.n.* (P).

*Habenaria triptera* Rchb.f., Linnaea 22: 814. 1849.

Syntypes: Mexico: Mesochiza [Veracruz, Mirador, Mesa Chica], *Schiede s.n.* (BM); Mexico, [Veracruz], Zacuapan, *Leibold s.n.* (W).

*Habenaria platantheroides* Schltr., Beih. Bot. Centralbl., Abt. 2, 36(2): 372. 1918.

Type: Costa Rica: La Palma, 1913, *C. Wercklé s.n.* (holotype B, destroyed).

SPECIMENS STUDIED: HAC!: *Acuña 16443*; HUIB!: *Urquiola et al. 5795*.

***Habenaria bicornis*** Lindl., Gen. Sp. Orchid. Pl. 309. 1835.\*

Type: Cuba, *Pöppig s.n.* (holotype K).

SPECIMENS STUDIED: We did not find any specimens in the reviewed Cuban herbaria. Reported by Ackerman (2014) from Isla de la Juventud, Pinar del Río (Llanura Aluvial del Sur), Matanzas (Ciénaga de Zapata), Santiago de Cuba, and Villa Clara; Granma (Llanura del Cauto-Guacanayabo), and Artemisa (Sierra del Rosario).

***Habenaria brittonae*** Ames, Torreya 12: 11. 1912.\*

Type: Cuba: Prov. Pinar del Río, vicinity of Venales (Viñales), *N. L. & E. G. Britton 7540* (holotype AMES).

SPECIMENS STUDIED: HAC!: *Acuña et al. 18825*.

***Habenaria distans*** Griseb., Cat. Pl. Cub. 270. 1866.

Type: Cuba: Monteverde, *Wright 1481* (holotype GOET).

*Habenaria jamaicensis* Fawc. & Rendle, J. Bot. 47: 126. 1909.

*Habenaria distans* var. *jamaicensis* (Fawc. & Rendle) Cogn., in I.Urban, Symb. Antill. 6: 300. 1909.

Type: Jamaica, Cinchona, *Harris 10449* (holotype BM).

SPECIMENS STUDIED: HAJB!: *Arias et al. 60086*; *Borhidi 32861*.

***Habenaria eustachya*** Rchb.f., Ber. Deutsch. Bot. Ges. 3: 274. 1885.

*Habenella eustachya* (Rchb.f.) Szlach. & Kras-Lapinski, Richardiana 6: 35. 2006.

Type: Puerto Rico: near Maricao, *Sintenis 511b* (holotype W).

*Habenaria sanbornii* Ames, Proc. Biol. Soc. Wash. 16: 117. 1903.

Type: Cuba: Prov. Artemisa, Cayajabos, *Ames & Leavitt 519* (holotype AMES).

*Habenaria troyana* Fawc. & Rendle, J. Bot. 47: 264. 1909.

Type: Jamaica, near Troy, *Harris 10432* (holotype BM).

*Habenaria socialis* Fawc. & Rendle, J. Bot. 47: 263. 1909.

Type: Jamaica, near Mandeville, Manchester, *Purdie s.n.* (holotype K).

SPECIMENS STUDIED: HAC!: *Alain 6895*; HOS!: *Sandy 094*.

***Habenaria floribunda*** Lindl., Gen. Sp. Orch. Pl. 316. 1835.

*Habenella floribunda* (Lindl.) Szlach. & Kras-Lapinski, Richardiana 6: 36. 2006.

Type: Peru: *Haenke s.n.* (holotype M).

*Habenaria autumnalis* Poepp. & Endl., Nov. Gen. Spec. Plant. 1: 44, t. 75. 1836.

Type: Peru: inter praedia Cassapi et Paampayaco (holotype W).

*Habenaria odontopetala* Rchb.f., Linnaea 18: 407. 1844

*Habenella odontopetala* (Rchb.f.) Small, Man. SE. Fl. 373. 1933.

*Habenaria strictissima* var. *odontopetala* (Rchb.f.) L.O.Williams, Bot. Mus. Leafl. 7: 184. 1939.

Lectotype (designated by Batista *et al.* 2011): Mexico, *F.E. Leibold s.n.* (W-R).

SPECIMENS STUDIED: HAC!: *López Figueiras 19845*; HOS!: *Bocourt 234*; flowers in spirit: *Bocourt et al. 081*.

***Habenaria monorrhiza*** (Sw.) Rchb.f., Ber. Deutsch. Bot. Ges. 3: 274. 1885.

BASIONYM: *Orchis monorrhiza* Sw., Prodr. Veg. Ind. Occ. 118. 1788.

Type: Jamaica, Swartz *s.n.* (holotype BM).

*Habenaria brachyceras* Spreng., Syst. Veg. ed. 16, 3: 692. 1826.

*Orchis setacea* Jacq., Enum. Syst. Pl. 29. 1760.

Type: Martinique: *Jacquin s.n.* (BM?).

SPECIMEN STUDIED: HAJB!: *Arias et al.* 62870.

***Habenaria quinqueseta*** (Michx.) Sw., Adnotat. Bot. 46. 1829.

BASIONYM: *Orchis quinqueseta* Michx., F. Bor. Amer. 2: 155. 1803.

*Mesicera quinqueseta* (Michx.) Raf., Neogenyton 4. 1825.

Type: United States of America: Carolina, *Michaux s.n.* (holotype P).

*Habenaria michauxii* Nutt., Gen. N. Amer. Pl. 2: 189. 1818.

*Mesicera michauxii* (Nutt.) Raf., Fl. Tellur. 2: 39. 1836.

*Platanthera michauxii* (Nutt.) Wood, Class-book 685. 1861.

*Orchis michauxii* (Nutt.) Wood, Amer. Bot. Fl. 328. 1871.

SPECIMENS STUDIED: HAJB!: *Bisse & Díaz* 46697; HAC!: *Acuña* 9774; HOS!: *Pérez et al.* 037.

***Habenaria repens*** Nutt., Gen. N. Amer. Pl. 2: 190. 1818.

*Orchis repens* (Nutt.) Raf., Neogenyton 4. 1825.

*Platanthera repens* (Nutt.) Wood, Class-book 685. 1861.

Type: United States of America: Georgia, Savannah, *Nuttall s.n.* (PH).

*Habenaria tricuspis* A.Rich. in R.de la Sagra, Hist. Fis. Cuba Bot. 11: 249. 1850.

Type: Cuba: *Ramón de la Sagra s.n.* (holotype P).

*Habenaria radicans* Griseb., Cat. Pl. Cub. 271. 1866.

*Habenaria nuttallii* Small, Fl. S.E. U.S. 315. 1903.

Type: United States of America: Florida, Sumter Co., *A. H. Curtiss* 2772 (holotype NY).

*Habenaria palustris* Acuña, Bol. Estación Exp. Agron. Santiago de las Vegas 60: 15. 1939.

Type: Cuba: Province Villa Clara??, Near Santo Tomás, Ciénaga de Zapata, *Roig & Cremata s.n.*, herb. J. T. Roig No. 2211 (holotype HAC!).

SPECIMEN STUDIED: HAJB!: *Arias et al.* 51022.

#### HAPALORCHIS Schlechter

***Hapalorchis lineatus*** (Lindl.) Schltr., Beih. Bot. Centralbl., Abt. 2, 37(2): 363. 1920.

BASIONYM: *Spiranthes lineata* Lindl., Gen. Sp. Orchid. Pl. 471. 1840.

*Gyrostachys lineata* (Lindl.) Kuntze, Revis. Gen. Pl. 2: 664. 1891.

*Cyclopogon lineatus* (Lindl.) Pabst, Bradea 1(47): 466. 1974.

Type: Brazil: Sao Paulo, *Descourtilz* 35 (holotype K-L).

*Sauroglossum tenue* Lindl., Ann. Mag. Nat. Hist., Ser. 3, 1: 334. 1858.

*Spiranthes fawcettii* Cogn., Feddes Repert. Spec. Nov. Regni Veg. 7: 123. 1909.

Type: Cuba, Monteverde, *C. Wright* 622 (holotype K-L).

*Spiranthes amabilis* Ames, Schedul. Orchid. 2: 8. 1923.

*Cyclopogon amabilis* (Ames) Acuña, Bol. Estación Exp. Agron. Santiago de las Vegas 60: 35. 1939.

Type: Guatemala, Alta Verapaz, Cobán, *H. v. Tuerckheim II* 1787 (holotype US).

SPECIMENS STUDIED: HAJB!: *Bisse et al.* 52471; HOS!: *Pérez et al.* 093.

#### HOMALOPETALUM Rolfe

***Homalopetalum leochilus*** (Rchb.f.) Soto Arenas, Neodiversity 2: 8. 2007.

BASIONYM: *Epidendrum leochilus* Rchb.f., Flora 48: 277. 1865.

*Hormidium leochilus* (Rchb.f.) B.D.Jacks., Index Kew. 1: 1174. 1893.

*Pinelia leochilus* (Rchb.f.) Garay & H.R.Sweet, J. Arnold Arbor. 53: 394. 1972.

Type: Cuba: Prov. Guantánamo, near Monte Verde, *C. Wright* 3346 (holotype K).

SPECIMENS STUDIED: HAJB!: *Bisse et al.* 52381.

***Homalopetalum vomeriforme*** (Sw.) Fawc. & Rendle, Fl. Jamaica 1: 106. 1910.

BASIONYM: *Epidendrum vomeriforme* Sw., Prodr. Veg. Ind. Occ. 124. 1788.

*Brassavola vomeriformis* (Sw.) Rchb.f. ex Griseb., Fl. Brit. W. I. 621. 1864.

Type: Jamaica: Swartz *s.n.* (BM).

*Homalopetalum jamaicense* Rolfe, Hooker's Icon. Pl. t. 2461. 1896.

Type: Jamaica: Blue Mountains above Abbey Green coffee plantation, *W. Harris 6107* (K).

SPECIMENS STUDIED: We did not find any specimens in the reviewed Cuban herbaria. Reported for Sierra Maestra, Santiago de Cuba province (Ackerman, 2014).

#### IONOPSIS Kunth

*Ionopsis satyrioides* (Sw.) Rchb.f., in W.G. Walpers, Ann. Bot. Syst. 6: 683. 1863.

BASIONYM: *Epidendrum satyrioides* Sw., Prodr. Veg. Ind. Occ. 123. 1788.

Type: Jamaica, *Swartz s.n.* (BM).

SPECIMENS STUDIED: HAJB!: *Alvarez et al. 57070*; HOS!: *Pérez et al. 083*.

*Ionopsis utricularioides* (Sw.) Lindl., Coll. Bot. t. 39A. 1826.

BASIONYM: *Epidendrum utricularioides* Sw., Prodr. Veg. Ind. Occ. 122. 1788.

Type: Jamaica, *Swartz s.n.* (BM).

*Ionopsis utricularioides* forma *latifolia* Urb., in I. Urban, Symb. Antill. 4: 180. 1903.

Type: Puerto Rico, Adjuntas, *P. Sintenis 4407* (isotype BM).

SPECIMENS STUDIED: HAJB!: *Bisse et al. 46320*; HOS!: *Mújica & Elaine 196*; flowers in spirit: *Martínez 005*.

#### ISOCHILUS R. Brown

*Isochilus linearis* (Jacq.) R.Br., in W.T. Aiton, Hort. Kew. 5: 209. 1813.

BASIONYM: *Epidendrum lineare* Jacq., Enum. Syst. Pl. 29. 1760.

*Cymbidium lineare* (Jacq.) Sw., Nova Acta Regiae Soc. Sci. Upsal. 6: 72. 1799.

Type: Martinique: *Jacquin s.n.* (original illustration at P).

SPECIMENS STUDIED: HAJB!: *Urquiola et al. 5192*; HOS!: *Mújica & Bocourt 177*.

#### JACQUINIELLA Schlechter

*Jacquiniella globosa* (Jacq.) Schltr., Repert. Spec. Nov. Regni Veg. 7: 124. 1920.

BASIONYM: *Epidendrum globosum* Jacq., Enum. Syst. Pl. 29. 1760.

*Isochilus globosus* (Jacq.) Lindl., Gen. Sp. Orchid. Pl. 112. 1831.

Type: Martinique, *Jacquin s.n.* (holotype BM).

SPECIMENS STUDIED: HAJB!: *Urquiola et al. 6358*; HOS!: flowers in spirit: *Pérez 050*.

*Jacquiniella teretifolia* (Sw.) Britton & Wilson, Sci. Surv. Porto Rico & Virgin Islands 6: 340. 1926.

BASIONYM: *Epidendrum teretifolium* Sw., Prodr. Veg. Ind. Occ. 121. 1788.

*Cymbidium teretifolium* (Sw.) Sw., Nova Acta Regiae Soc. Sci. Upsal. 6: 72. 1799.

*Isochilus teretifolius* (Sw.) Lindl., Gen. Sp. Orchid. Pl. 112. 1831.

*Epidendrum teretifolium* var. *powellianum* Schltr., Repert. Spec. Nov. Regni Veg. 17: 41. 1922.

*Briegeria teretifolia* (Sw.) Senghas, Orchidee 31: 30. 1980.

Type: Jamaica: *Swartz s.n.* (BM).

SPECIMENS STUDIED: HAJB!: *Bisse et al. 49147*; HUCLV: *Noa & Castañeda 2856*; HOS!: *Pérez et al. 092*.

#### KREODANTHUS Garay

*Kreodanthus corniculata* (Rchb.f.) Garay, Bradea 2: 198. 1977.\*

BASIONYM: *Physurus corniculatus* Rchb.f., Flora 48: 274. 1865.

*Erythodes corniculatus* (Rchb.f.) Carabia, Mem. Soc. Cub. Hist. Nat. 17: 146. 1943.

*Goodyera corniculata* (Rchb.f.) Ackerman, in Acevedo-Rodríguez & Strong, Catalogue of Seed Plants of the West Indies 638. 2012.

Type: Cuba: Prov. Guantánamo, Monteverde, Potosí, Mt. Toro, *C. Wright 3295* (holotype K).

SPECIMEN STUDIED: HAC!: *Roig et al. 13897*.

Ackerman (2014) made a new combination and placed this species in *Goodyera*. However, Gerardo Salazar (pers. comm. 2014) considers that the South American and Caribbean species of *Kreodanthus* are part of another group and it does not justify their transference to *Goodyera*.

#### LAELIA Lindley

*Laelia lyonsii* (Lindl.) L.O. Williams, Darwiniana 5: 76. 1941.

BASIONYM: *Schomburgkia lyonsii* Lindl., Gard.

Chron. 1: 615. 1853.

*Bletia lyonsii* (Lindl.) Rchb.f., in W.G. Walpers, Ann. Bot. Syst. 6: 418. 1861.

Type: country of origin unknown, cultivated by J. C. Lyons of Ireland who had obtained it from Mr. Clowes (holotype K).

*Schomburgkia carinata* Griseb., Fl. Brit. W. I. 621. 1864.

Type: Jamaica: St. Ann, *Purdie s.n.* (holotype K-L).

SPECIMEN STUDIED: HAC!: *Casas de Almeida 14621*.

#### LANKESTERELLA Ames

*Lankesterella alainii* Nir, Orchid. Antill. 170. 2000.

Type: Dominican Republic: Prov. La Vega, Loma del Campanario, La Cuolata, Constanza, *Liogier 17114* (holotype NY).

SPECIMEN STUDIED: HAC!: *Acuña 10010*.

#### LEOCHILUS Knowles & Westcott

*Leochilus labiatus* (Sw.) Kuntze, Revis. Gen. Pl. 2: 656. 1891.

BASIONYM: *Epidendrum labiatum* Sw., Prodr. Veg. Ind. Occ. 124. 1788.

*Liparis labiata* (Sw.) Spreng., Syst. Veg. 3: 71. 1826.

*Oncidium labiatum* (Sw.) Rchb.f., in W.G. Walpers, Edward's Bot. Reg. 28 (Misc.): 22. 1842.

Type: Haiti: *O. Swartz s.n.* (lectotype S).

*Rodriguezia cochlearis* Lindl., Ann. Nat. Hist. 5: 116. 1840.

*Leochilus cochlearis* (Lindl.) Lindl., Edward's Bot. Reg. 28 (Misc.): 23. 1842.

Type: Dominica: *Henslow s.n.* (holotype K-L).

*Oncidium salvum* Rchb.f., Flora 48: 278. 1865.

*Leochilus salvus* (Rchb.f.) Griseb., Cat. Pl. Cub. 267. 1866.

Type: Cuba: 1860-1864, *Wright 3311* (holotype K).

SPECIMENS STUDIED: HAJB!: *Bisse et al. 49093*; HUCLV: *Hernández 5764*; HOS!: *Mújica et al. 186*; flowers in spirit: *Martínez 004*.

#### LEPANTHES Swartz

*Lepanthes acunae* Hespénh., Brittonia 25: 263. 1973.\*

Type: Cuba: Prov. Santiago de Cuba: Sierra

Maestra, between Pico de Turquino and La Bayamesa, *Morton & Acuña 3675* (holotype US).

SPECIMENS STUDIED: We did not find any specimens in the reviewed Cuban herbaria.

*Lepanthes aubryi* Luer & H.P. Jesup, Selbyana 23: 4. 2002.\*

Type: Cuba: Santiago de Cuba: Sierra Maestra, Pico Turquino, collected by Yves Aubry, Connecticut, *Jesup 8* (holotype MO).

SPECIMEN STUDIED: HAJB: *Aubry s.n.*

*Lepanthes blepharantha* Schltr., in I. Urban, Symb. Antill. 9: 61. 1923.\*

Type: Cuba: Santiago de Cuba: Sierra Maestra, north slopes of Pico Turquino, *E. L. Ekman 5491* (holotype S).

SPECIMEN STUDIED: HAC!: *Acuña s/n.*

*Lepanthes blepharophylla* (Griseb.) Hespénh., Brittonia 25: 260. 1973.\*

BASIONYM: *Pleurothallis blepharophylla* Griseb., Cat. Pl. Cub. 260. 1866.

*Lepanthopsis blepharophylla* (Griseb.) Garay, J. Arnold Arbor. 50: 464. 1969.

Type: Cuba: Guantánamo: Sierra de Toa (?), near Monte Verde, 1859, *C. Wright 1508* (holotype GOET).

*Lepanthes ciliata* Lindl. ex Griseb., Cat. Pl. Cub., 260. 1866, *nomen nudum*.

SPECIMEN STUDIED: HAC!: *Wright 1508*.

*Lepanthes caluffii* González & Luer, Orchids (West Palm Beach). 78: 11. 674-675. 2009.\*

Type: Cuba. Prov. Santiago de Cuba, between La Mercedita and La Isabelita, La Gran Piedra, Sierra Maestra, (holotype, HOS!: *R. Pérez No. 172*).

*Lepanthes chryso stigma* Lindl., Ann. Mag. Nat. Hist., series 3, 1: 329. 1858.\*

Type: Cuba: Oriente: Sierra de Toa (?), near Monte Verde, 1859, *C. Wright s.n.* (holotype K).

*Lepanthes mandibularis* Rchb.f., Flora 48: 275. 1865.

Type: Cuba: Oriente: *C. Wright 1342* (holotype K).

SPECIMENS STUDIED: We did not find any specimens in the reviewed Cuban herbaria.

*Lepanthes comadresina* Luer, Lindleyana 13: 138. 1998.\*

Type: Cuba: Holguín: Moa, camino a La Melba, Arroyo Las Comadres, *Luer et al. 18650* (holotype HAJB!).

- Lepanthes cubensis*** Hespénh., Brittonia 25: 269. 1973.\*  
 Type: Cuba: Prov. Guantánamo: Sierra de Toa (?), near Monte Verde, 1859-1860, *C. Wright 1512* (holotype PH).  
 SPECIMEN STUDIED: HAC!: *Wright 1512*.
- Lepanthes cyrillicola*** Luer & Llamacho, Selbyana 22: 104. 2001.\*  
 Type: Cuba: Prov. Santiago de Cuba: Sierra Maestra, Pico Turquino, *J. Llamacho 0014* (holotype HAC!).
- Lepanthes decoris*** Luer & Llamacho, Selbyana 22: 106. 2001.\*  
 Type: Cuba: Santiago de Cuba: Sierra Maestra, Pico de Turquino, paso de Mono, *J. Llamacho 0010A* (holotype HAC!).
- Lepanthes diaziae*** Luer, Lindleyana 13: 138. 1998.\*  
 Type: Cuba: Holguín: Mayarí, Sierra de Nipe, Cayo Las Mujeres, *Luer et al. 18622* (holotype HAJB!).
- Lepanthes dorsalis*** Lindl., Ann. Mag. Nat. Hist., series 3, 1: 329. 1858.\*  
 Type: Cuba: Santiago de Cuba: Oriente, Sierra Maestra, summit of Nemanima, 1856-57, *C. Wright 662* (holotype K).  
 SPECIMENS STUDIED: We did not find any specimens in the reviewed Cuban herbaria.
- Lepanthes dressleri*** Hespénh., Brittonia 25: 268. 1973.\*  
 Type: Cuba: Prov. Cienfuegos: Pico Sombrero, northeast of El Naranjo, Sierra Trinidad, *R. L. Dressler 1341* (holotype US).  
 Specimens studied: HOS!: *Bocourt et al. 145*; flowers in spirit: *Bocourt et al. 080*.
- Lepanthes ekmanii*** Schltr., in I.Urb. Symb. Antill. 9: 62. 1923.\*  
 Type: Cuba: Santiago de Cuba: Sierra Maestra, Pico Turquino, *E. L. Ekman 5409* (holotype S).  
*Lepanthes ovata* Ames & C.Schweinf., Schedul. Orchid. 8: 37. 1925.  
 Type: Cuba: Santiago de Cuba, Sierra Maestra, *León 10709* (NY).  
 SPECIMENS STUDIED: We did not find any specimens in the reviewed Cuban herbaria.
- Lepanthes fractiflexa*** Ames & C.Schweinf., Schedul. Orchid. 10: 42. 1930.\*  
 Type: Cuba: Prov. Santiago de Cuba: Sierra Maestra, Cueva del Aura, Loma Cardero, Pico Turquino, *G. C. Rucker 30* (holotype NY).  
 SPECIMEN STUDIED: HAC!: *Roig & Acuña s/n*.
- Lepanthes fulva*** Lindl., Ann. Mag. Nat. Hist., series 3, 1: 329. 1858.\*  
 Type: Cuba: Prov. Guantánamo: Sierra de Toa (¿), near Monte Verde, *C. Wright s.n.* (holotype K).  
*Lepanthes lindmaniana* Schltr., in I.Urb. Symb. Antill. 9: 63. 1923.  
 Type: Cuba: Prov. Santiago de Cuba: Sierra Maestra, Loma del Gato, *E. L. Ekman 6965* (holotype S).  
*Lepanthes occidentalis* Hespénh., Brittonia 25: 276. 1973.  
 Type: Cuba: Prov. Villa Clara, Manicaragua, *Dressler 1294* (holotype US).  
 SPECIMENS STUDIED: HAC!: *Alain 4586*; HAC!: *Alain & Figueiras 4586*.
- Lepanthes grisebachiana*** Hespénh., Brittonia 25: 272. 1973.\*  
 Type: Cuba: Prov. Guantánamo: Cuchillas del Toa, near Monte Verde, *C. Wright 1510* (holotype PH).  
 SPECIMENS STUDIED: We did not find any specimens in the revised Cuban herbaria.
- Lepanthes llamachoi*** Luer, Lindleyana 13: 141. 1998.\*  
 Type: Cuba: Holguín: camino a La Melba, Arroyo Las Comadres, *Luer et al. 18651* (holotype HAJB!).
- Lepanthes melanocaulon*** Schltr., in I.Urb. Symb. Antill. 9: 64. 1923.  
 Type: Cuba: Prov. Holguín: Sierra de Nipe, Río Piloto, *E. L. Ekman 3361* (holotype S).  
 SPECIMENS STUDIED: HAC!: *Alain 1514*; *Alain 6981*.
- Lepanthes nana*** Luer & H.P.Jesup, Selbyana 23: 17. 2002.\*  
 Type: Cuba: Santiago de Cuba: Sierra Maestra, Pico de Santiago, *P. Jesup s.n.* (holotype MO).  
 SPECIMENS STUDIED: We did not find any specimens in the reviewed Cuban herbaria.
- Lepanthes obliquiloba*** Hespénh., Brittonia 25: 273. 1973.\*  
 Type: Cuba: Prov. Cienfuegos: Sierra de Trinidad, *Dressler 1333* (holotype US).  
 Specimens studied: We did not find any specimens in the revised Cuban herbaria.
- Lepanthes palpebralis*** Luer, Lindleyana 13: 143. 1998.\*

Type: Cuba: Holguín: Moa, camino al Toldo, La Calinga, *Luer et al. 18658* (holotype HAJB!).

*Lepanthes martae* Luer, *Selbyana* 22(2): 109. 2001.

Type: Cuba: no other collection data available, *M. A. Diaz 10* (holotype HAC).

*Lepanthes pergracilis* Schltr., in I.Urban, *Symb. Antill.* 9: 64. 1923. \*

Type: Cuba: Prov. Santiago de Cuba: Sierra Maestra, Pico Turquino, *E. L. Ekman 5490* (holotype S).

SPECIMENS STUDIED: We did not find any specimens in the reviewed Cuban herbaria.

*Lepanthes silvae* H.Dietr., *Wiss. Z. Friedrich-Schiller-Univ. Jena. Math-Naturwiss. Reihe* 37(1): 157. 1988.\*

Type: Cuba: Prov. Holguín, Mun. Moa; entre Revuelta de los Chinos y la base del Toldo, *Alvarez et al.* (holotype HAJB!: 56426).

*Lepanthes minima-mundana* Luer, *Lindleyana* 13: 142. 1998.

Type: Cuba: Holguín: Moa, camino al Toldo, Alto de La Calinga, *Luer et al. 18661* (holotype HAJB!).

*Lepanthes trichodactyla* Lindl., *Ann. Mag. Nat. Hist.*, series 3, 1: 329. 1858. \*

Type: Cuba: Prov. Santiago de Cuba: Sierra Maestra, summit of Nemanima, *C. Wright 661* (holotype K).

*Lepanthes longicuris* Schltr., in I.Urban, *Symb. Antill.* 9: 63. 1923.

Type: Cuba: Prov. Santiago de Cuba: Sierra Maestra, Loma del Gato, *E. L. Ekman 6964* (holotype S).

SPECIMEN STUDIED: HAC!: *Wright 661*.

*Lepanthes turquinoensis* Schltr., in I.Urban, *Symb. Antill.* 9: 65. 1923. \*

Type: Cuba: Prov. Santiago de Cuba: Sierra Maestra, Pico Turquino, *E. L. Ekman 5438* (holotype S).

SPECIMEN STUDIED: HAC!: *Acuña 15076*.

*Lepanthes woodfredensis* Luer, *Lindleyana* 13: 145. 1998.\*

Type: Cuba: Holguín: Mayarí, Sierra de Nipe, Cayo Las Mujeres, *Luer et al. 18623* (holotype HAJB!).

*Lepanthes wrightii* Rchb.f., *Flora* 48: 275. 1865.\*

Type: Cuba: 1860-1864, *C. Wright 3340* (holotype K).

SPECIMENS STUDIED: We did not find any specimens in the reviewed Cuban herbaria.

#### LEPANTHOPSIS (Cogniaux) Ames

*Lepanthopsis anthoetenium* (Rchb.f.) Ames, *Bot. Mus. Leafl.* 1(9): 7. 1933.

BASIONYM: *Pleurothallis anthoetenium* Rchb.f., *Linnaea* 41: 94. 1876.

Type: Haiti: *Poiteau s.n.* (holotype W).

*Lepanthopsis domingensis* Dod, *Moscoso* 1: 44. 1977.

Type: Dominican Republic: Prov. La Vega, Jarabacoa, Río Baiguat, *Dod 578* (holotype NY).

SPECIMENS STUDIED: HAC!: *Alain 2749*; *Alain 7008*.

*Lepanthopsis melanantha* (Rchb.f.) Ames, *Bot. Mus. Leafl.* 1(9): 19. 1933.

BASIONYM: *Pleurothallis melanantha* Rchb.f., *Flora* 48: 275. 1865.

Type: Cuba: 1860-64, *Wright 3342* (holotype K). *Pleurothallis floripicta* Lindl. ex Griseb., *Pl. Wright*. 1: 219. 1860, nomen nudum.

*Lepanthes harrisii* Fawc. & Rendle, *J. Bot.* 48: 5. 1909.

Type: Jamaica: Parish St. Catherine, Holly Mount, Mt. Diablo, *Harris s.n.* (holotype BM).

*Lepanthes brevipetala* Fawc. & Rendle, *J. Bot.* 48: 5. 1909.

Type: Jamaica: Parish Portland, Silver Hill Woodland, *Harris 7539* (BM).

*Lepanthopsis quisqueyana* Dod, *Moscoso* 4: 155. 1986.

Type: Dominican Republic: Prov. Valverde, Cordillera Septentrional, Navarrete, Loma del Murazo, *Dod 1186* (holotype JBSD).

SPECIMENS STUDIED: HAJB!: *Ruperto 59621*; HAC!: *Alain et al. 7430*; HUJB!: *Urquiola et al. 5193*; HOS!: *Mújica 181*.

*Lepanthopsis microlepanthes* (Griseb.) Ames, *Bot. Mus. Leafl.* 1(9): 24. 1933.

BASIONYM: *Pleurothallis microlepanthes* Griseb., *Fl. Brit. W. I.* 610. 1864.

*Trichosalpinx microlepanthes* (Griseb.) Luer, *Monogr. Syst. Bot. Missouri Bot. Gard.* 15: 68. 1986.

Type: Jamaica: Parish Portland, *Macfadyen et al. s.n.* (holotype K).



*Lepanthes leonii* C.Schweinf., in Leon, Fl. Cub. 1: 362. 1946.

Type: Cuba: Prov. Santiago de Cuba: Sierra Maestra, Loma del Gato, *León, Clement & Roca 10548* (holotype AMES).

SPECIMENS STUDIED: HAC!: Seen slide without data. Seen plants in flower in the Soroa Orchid Botanical Garden collected by *Pérez et al.*, in March 11, 1998, in La Gran Piedra, Santiago de Cuba province.

*Lepanthopsis pygmaea* C.Schweinf., Amer. Orchid Soc. Bull. 14: 518. 1946.

Type: Haiti: Dept. Grand'Anse, Rivière Glace, *Curtis 52* (holotype AMES).

SPECIMENS STUDIED: HAJB: *Stenzel 632*; HOS!: flowers in spirit: *Mújica 126*.

#### LIPARIS L. C. Richard

*Liparis elata* Lindl., Bot. Reg. 14: pl. 1175. 1828.

Type: Brazil: Rio de Janeiro, *Chamberlain s.n.* (holotype K-L).

*Liparis elata* var. *latifolia* Ridley, J. Linn. Soc., Botany 22: 260. 1886.

Type: Cuba: Prov. Guantánamo, near Monte Verde, *C. Wright 1495* (holotype K).

*Liparis eggersii* Rchb.f., Ber. Deutsch. Bot. Ges. 3: 278. 1885.

Type; United States Virgin Islands: St. Thomas, near Bonne Resolution, *Eggers s.n.* (holotype W).

SPECIMENS STUDIED: HAC!: *López 7012*; HUJB!: *Luis et al. 4158*; HOS!: *Padilla & Alejandro 031*; flowers in spirit: *Bocourt et al. 094*.

*Liparis lindeniana* (A. Rich. & Galeotti) Hems., Gard. Chron. n.s. 11: 559. 1879.

BASIONYM: *Malaxis lindeniana* A.Rich. & Galeotti, Ann. Sci. Nat. ser. 3,3: 18. 1845.

Type: "tab. 4, f. 1", probably based on Mexico, Terr. fl. blanches en fév., 1840, champs de terre chaude, Cordillera, Veracruz, *Galeotti 5138* (P).

*Liparis vexillifera* (Lex.) Cogn. var. *latifolia* Cogn., Fl. Bras. 3(4): 289. 1895.

Type: Argentina: Sierra de Tucumán, Cuesta del Gararatal, *P. G. Lorentz & G. Hieronymus 876* (syntype NY 290. 1895).

*Liparis jamaicensis* Lindl. ex Griseb., Cat. Pl. Cub. 261. 1866.

*Sturmia elliptica* Rchb.f., Linnaea 22: 833. 1849.

*Liparis elliptica* (Rchb.f.) Rchb.f., in W.G. Walpers, Ann. Bot. Syst. 6: 218. 1861, non Wight 1851.

Type: Guyana: Savanna Watu Ticaba, *Schomburgk s.n.* (lectotype K).

*Liparis campestris* Barb. Rodr., Gen. Sp. Orchid. 1: 36. 1877.

Type: Brazil, *Regnell s.n.* (illustration by J. Barbosa Rodrigues, Inconografie des Orchidées du Brésil 2: t. 95B, RB).

SPECIMEN STUDIED: HAC!: *Grupo Humboldt 945*.

This widespread species from tropical grasslands has been long confused with *L. vexillifera* (Lex.) Cogn., an entity restricted to seasonally cool and dry oak-coniferous forests in high mountains of Mexico, Guatemala, and El Salvador. Morphologically, *L. lindeniana* differs from *L. vexillifera* in the arcuate labellum, which is distinctly constricted above the middle and concave near the base (vs. an elliptic, straight labellum without a proximal concavity) (Salazar, pers. comm., 2015).

*Liparis saundersiana* Rchb.f., Gard. Chron. 1872: 1003. 1872.

Type: Jamaica: Collector unknown 2597 (holotype W).

SPECIMENS STUDIED: Reported by Ackerman (2014) for Sierra de Nipe, province of Holguín and Sierra Maestra in Santiago de Cuba province. We did not find any specimens in the revised Cuban herbaria.

*Liparis viridipurpurea* Griseb., Cat. Pl. Cub., 261. 1866.

Type: Cuba: Prov. Guantánamo, Mt. Toro, near Potosí, *C. Wright 1691* (holotype GOET).

*Liparis harrisii* Fawc. & Rendle, J. Bot. 46: 7. 1909.

Type: Jamaica: John Crow Peak, *W. Harris 9786* (NY).

*Liparis adamsii* Proctor, J. Arnold Arbor. 63: 212. 1982.

Type: Jamaica: Trelawny: near Crown Lands, *Proctor 34165* (holotype IJ).

SPECIMEN STUDIED: HAC!: *Alain 7028*.

#### MACRADENIA R. Brown

*Macradenia lutescens* R.Br., Bot. Reg. 8: t. 612. 1822.

Type: Trinidad: hort. *Griffith s.n.* (lectotype [Nir, 2000, p. 231], illustration, Botanical Register 8: t. 612. 1822).

*Macradenia triandra* Lindl., Edward's Bot. Reg. 21: t. 1815. 1836.

Type: Surinam: *Lance s.n.* (Illustration K-L).

*Rhynchadenia cubensis* A.Rich., in R.de la Sagra, Hist. Fis. Cuba Bot. 11: 248, t. 85. 1850.

Type: Cuba (holotype P).

SPECIMENS STUDIED: HAJB!: *Bisse et al. 40258*; HOS!: *Bocourt et al. 153*; flowers in spirit: *Bocourt et al. 096*.

#### MALAXIS Solander ex Swartz

***Malaxis apiculata*** Dod, Moscosoa 4: 174. 1986.

Type: Dominican Republic: Río Limpio, Loma Nalga de Maco, *Dod 1053* (holotype JBSD).

SPECIMENS STUDIED: We did not find any specimens in the reviewed Cuban herbaria.

Reported by Ackerman (2014) for the southern side of Pico Turquino (*Seifriz 1031*, US).

***Malaxis hispaniolae*** (Schltr.) L.O.Williams, *Caldasia* 5: 14. 1942.

BASIONYM: *Microstylis hispaniolae* Schltr., *Ark. Bot.* 17 (7): 19. 1921.

Type: Haiti, Morne de la Hotte, *Ekman 104* (holotype B, destroyed).

SPECIMENS STUDIED: We did not find any specimens in the reviewed Cuban herbaria. The Cuban record is based on *Wright 1696* specimens at MO and BR which were previously determined as *Malaxis spicata* and *M. umbelliflora*, respectively (Ackerman, 2014).

***Malaxis insularis*** (H.Dietr. & M.Díaz) Nir, *Orchid. Antill.* 234. 2000.\*

BASIONYM: *Malaxis domingensis* subsp. *insularis* H.Dietr. & M.Díaz, *Feddes Repert. Spec. Nov. Regni Veg.* 96: 560. 1985.

Type: Cuba: Isla de la Juventud, camino de Cayo Piedra a Punta del Este (holotype HAJB!: *Alvarez et al. 45550*).

SPECIMENS STUDIED: HAC!: *Acuña 19633*.

***Malaxis labrosa*** (Rchb.f.) Acuña, *Bol. Estación Exp. Agron. Santiago de las Vegas* 56. 1939.\*

BASIONYM: *Microstylis labrosa* Rchb.f., *Flora* 71: 151. 1888.

Type: Cuba: Potosí, *C. Wright s.n.* (holotype W).

*Microstylis confusa* Cogn., in I.Urban, *Symb. Antill.* 6: 370. 1909.

*Malaxis confusa* (Cogn.) C.Schweinf., *Bot. Mus. Leafl.* 5: 104. 1938.

Type: Cuba: Orientali, 1856-1857, *C. Wright 614* (holotype BR).

SPECIMENS STUDIED: HAC!: *León et al. 7036* and *Pérez et al. 35528*.

***Malaxis spicata*** Sw., *Prodr. Veg. Ind. Occ.* 119. 1788.

*Microstylis spicata* (Sw.) Lindl., *Gen. Sp. Orchid. Pl.* 19. 1830.

Type: Jamaica: *Swartz s.n.* (lectotype BM).

*Microstylis floridana* Chapm., *Fl. S. U. S.*, ed. 1, 454. 1860.

*Malaxis floridana* (Chapm.) Kuntze, *Revis. Gen. Pl.*, pt. 2, 673. 1891.

*Achroanthes floridana* (Chapm.) Greene, *Pittonia* 2: 183. 1891.

Type: Florida, *Chapman s.n.* (NY?).

*Malaxis pusilla* Ames & C.Schweinf., *Sched. Orchid.* 8: 10. 1925.

Type: Cuba: southern Oriente and Pico Turquino, Sierra Maestra, *Leon 10762* (holotype NY).

*Malaxis brittonii* Acuña, *Bol. Estación Exp. Agron. Santiago de las Vegas* 57. 1939.

Type: Cuba: Camagüey, Caobilla, Finca La Ciega, *Roig 4026* (holotype HAC?, HAJB?).

SPECIMENS STUDIED: HAC!: *León et al. 60438*; HUIB!: *Luis et al. 4046*; HOS!: *Mújica et al. 190*; flowers in spirit: *Mújica et al. 057*.

***Malaxis umbelliflora*** Sw., *Prodr. Veg. Ind. Occ.* 119. 1788.

BASIONYM: *Malaxis umbellulata* Sw., *Fl. Ind. Occid.* 3: 1444. 1806.

*Microstylis umbellulata* (Sw.) Lindl., *Gen. Sp. Orchid. Pl.* 19. 1830.

*Microstylis umbelliflora* (Sw.) Hitch., *Ann. Missouri Bot. Gard.* 4: 132. 1893.

Type: Jamaica, *O. Swartz s.n.* (BM).

SPECIMENS STUDIED: HAJB!: *Bisse et al. 40599*.

***Malaxis unifolia*** Michx., *Fl. Bor. Amer.* 157. 1803.

*Microstylis unifolia* (Michx.) Britton, *Sterns & Poggenb., Prelim. Cat.* 51. 1888.

Type: Carolina, Swamps de la Balle, *Michaux s.n.* (lectotype P).

*Malaxis ophioglossoides* Muhl. ex Willd., *Sp. Pl.*, ed. 4, 4: 90. 1805.

*Achroanthes ophioglossoides* (Muhl. ex Willd.) Raf., *Med. Repos.*, ed. 2, 5: 352. 1808.

Type: *Muller 173* (lectotype PH).

SPECIMENS STUDIED: HAJB!: *Dietrich et al. 50836*;  
HAC!: *Alain 4696*.

#### MAXILLARIA Ruiz & Pavón

***Maxillaria adendrobium*** (Rchb.f.) Dressler, *Taxon* 13: 248. 1964.

BASIONYM: *Ponera adendrobium* Rchb.f., *Flora* 48: 278. 1865.

*Pleuranthium adendrobium* (Rchb.f.) Benth. & Hook., *J. Linn. Soc., Botany* 18: 312. 1881.

*Neourbania adendrobium* (Rchb.f.) Fawc. & Rendle, *J. Bot.* 47: 125. 1909.

*Ornithidium adendrobium* (Rchb.f.) Blanco & Ojeda, *Lankesteriana* 10: 532. 2007.

Type: Cuba: *Wright 1697* (holotype K).

SPECIMEN STUDIED: HAJB!: *Bisse et al. 52937*.

***Maxillaria alba*** (Hook.) Lindl., *Gen. Sp. Orchid. Pl.* 143. 1832.

BASIONYM: *Dendrobium album* Hook., *Exot. Fl.* 2: t. 142. 1825.

*Broughtonia alba* (Hook.) Spreng., *Syst. Veg.* 3: 735. 1826.

*Camaridium album* (Hook.) Hoehne, *Arq. Bot. Estado Sao Paulo, n. s.,* 2: 72. 1947.

*Maxillariella alba* (Hook.) M.A.Blanco & Carnevali, *Lankesteriana* 7: 528. 2007.

Type: Jamaica: *Wiles ex Shepherd s.n.* (holotype K).

SPECIMEN STUDIED: HAJB!: *Bisse et al. 49670*.

***Maxillaria conferta*** (Griseb.) C.Schweinf. ex León, *Contr. Ocas. Mus. Hist. Nat. Colegio "De La Salle"* 8: 395. 1946.

*Ornithidium confertum* Griseb., *Fl. Britt. W. I.* 626. 1864, nomem illegitimum, cited by the earlier name.

*Camaridium vestitum* (Sw.) Lindl., *Fl. Brit. W. I.* 626. 1864.

Type: Cuba, *Wright 650* (lectotype USF).

*Scaphyglottis parviflora* Poepp. & Endl., *Nov. Gen. Sp. Pl.* 1: 58, t. 1836.

*Maxillaria purpurea* (Spreng.) Ames & Correll, *Bot. Mus. Leafl.* 11: 16. 1943.

*Maxillaria parviflora* (Poepp. & Endl.) Garay, *Bot. Mus. Leafl.* 21: 258. 1967.

Type: Peru: Cuchero: *Poeppig s.n.* (holotype W!), non *Camaridium parviflorum* Fawcett.

*Camaridium micranthum* M.A.Blanco, *Lankesteriana* 7: 520. 2007.

Type: Brazil: Forests of the Serra do Mar near Palmeiras (holotype Iconografia des orchidées du Bresil 6: pl. 298A).

SPECIMENS STUDIED: HAC!: *León 7138*; HUIB!: *Luis et al. 4060*.

***Maxillaria crassifolia*** (Lindl.) Rchb.f., *Bonplandia* 2: 16. 1854.

BASIONYM: *Heterotaxis crassifolia* Lindl., *Bot. Reg.* 12: t. 1028. 1826.

*Dicrypta crassifolia* (Lindl.) Loudon, *Suppl. Hort. Brit. Suppl.* 3: 536. 1839.

Type: Jamaica, *J. Lee s.n.* (holotype K).

*Epidendrum sessile* Sw., *Prodr. Veg. Ind. Occ.* 122. 1788.

*Maxillaria sessilis* (Sw.) Fawc. & Rendle, *Fl. Jamaica* 1: 120. 1910, not *Maxillaria sessilis* Lindl., 1845.

*Heterotaxis sessilis* (Sw.) F.Barros, *Hoehnea* 29: 112. 2002.

Type: Jamaica (lectotype BM).

SPECIMENS STUDIED: HUIB!: *Luis et al. 4298*; HOS!: *Mújica & Elaine 212*; flowers in spirit: *Mújica & Elaine 070*.

***Maxillaria grisebachiana*** Nir & Dod, *Orchid. Antill.* 243. 2000.

*Camaridium grisebachianum* (Nir & Dod) M.A.Blanco, *Lankesteriana* 7(3): 520. 2007.

Type: Haiti: Dept. Nord-Ouest, Massif du Nord, Port-de-Paix, Haut Piton, *Ekman H4609*, (holotype NY).

SPECIMEN STUDIED: HAJB!: *Bisse & Díaz 37130*.

***Maxillaria pudica*** Carnevali & J.L.Tapia, *Brittonia* 54: 463. 2001.

*Mormolyca pudica* (Carnevali & J.L.Tapia) M.A.Blanco, *Lankesteriana* 7: 531. 2007.

Type: Jamaica: Parish Portland, Mabess River, *Harris 7615* (holotype BM).

*Maxillaria rufescens* var. *minor* Fawc. & Rendle, *J. Bot.* 48: 108. 1910.

Type: Jamaica: Parish Clarendon, Mt. Moses, J. P. (Jamaica Plants) 2009; *Syme s.n.*; Parish Portland, Mabess River, *Harris s.n.*

SPECIMENS STUDIED: HAJB!: *Bisse & Dietrich 46234*; HAC!: *López Figueiras 7072*; HOS!: flowers in spirit: *Pérez & Bocourt 075*.

*Maxillaria valenzuelana* (A.Rich.) Nash, Bull. Torrey Bot. Club 34: 121. 1907.

BASIONYM: *Pleurothallis valenzuelana* A.Rich., in R.de la Sagra, Hist. Fis. Cuba Bot. 11: 234. 1850.

*Marsupiarina valenzuelana* (A.Rich.) Garay, Arq. Jard. Bot. Río de Janeiro 12: 183. 1952.

*Heterotaxis valenzuelana* (A.Rich.) Ojeda & Carnevali, Novon 15: 581. 2005.

Type: Cuba, *J. M. Valenzuela s.n.* (holotype P).

*Maxillaria valenzuelana* subsp. *angustata* J.T.Atwood, Ic. Plant. Trop. 1373. 1989.

*Maxillaria valenzuelana* var. *angustata* (J.T.Atwood) Senghas, Schltr., Orchideen ed. 3, 1/B (29): 1779. 1994.

Type: Nicaragua: Zelaya, Siuna, *F. Ortiz 612* (holotype SEL).

SPECIMENS STUDIED: HUJB!: *Luis et al. 4068 & 4068-A*; HOS!: *Martínez 138*; flowers in spirit: *Martínez 069*.

#### MESADENUS Schlechter

*Mesadenus lucayanus* (Britton) Schltr., Beih. Bot. Centralbl., Abt. 2, 37: 368. 1920.

BASIONYM: *Ibidium lucayanum* Britton, Bull. New York Bot. Gard. 5: 312. 1907.

*Spiranthes lucayana* (Britton) Cogn., in I.Urban, Symb. Antill. 6: 238. 1909.

Type: Bahamas: Great Exuma, near Rollstown, *Britton & Millspaugh 3077* (holotype NY).

*Spiranthes stahlii* Cogn., in I.Urban, Symb. Antill. 6: 341. 1910.

*Mesadenus stahlii* (Cogn.) Garay, Bot. Mus. Leaflet 28: 336. 1982.

Type: Puerto Rico: near Cangrejos, Santurce, *Stahl 1010* (holotype BR).

SPECIMENS STUDIED: HAJB!: *Leiva 55425*; HUCLV!: *Castañeda et al. 3097*.

#### MICROCHILUS Presley

*Microchilus familiaris* Ormerod, Harvard Pap. Bot. 14: 121. 2009.

Type: Cuba, Oriente, Sierra Maestra, Río Oro, *E. L. Ekman 5103* (holotype, S).

SPECIMENS STUDIED: We did not find any specimens in the reviewed Cuban herbaria. Until recently this species has languished in folders of *Microchilus*

*hirtellus*. Both species occurs in the same habitats and at times may be sympatric. Reported for Sierra Maestra, Santiago de Cuba y Macizo Sagua-Baracoa in Guantánamo province (Ackerman, 2014).

*Microchilus hirtellus* (Sw.) D.Dietr., Syn. Pl. 5: 166. 1852.

BASIONYM: *Satyrium hirtellum* Sw., Prodr. Veg. Ind. Occ. 118. 1788.

*Orchis hirtella* Sw., Vet. Handl. Stockh. 21: 207. 1800.

*Habenaria hirtella* (Sw.) Spreng., Syst. Veg. 3: 690. 1826.

*Physurus hirtellus* (Sw.) Lindl., Gen. Sp. Orchid. Pl. 501. 1840.

*Erythrodes hirtella* (Sw.) Fawc. & Rendle, Fl. Jamaica 1: 29. 1910.

Type: Jamaica, *O. Swartz s.n.* (lectotype BM).

SPECIMENS STUDIED: HAJB!: *Bisse et al. 52482*; HOS!: *Mújica et al. 218*; flowers in spirit: *Mújica et al. 103*.

*Microchilus plantagineus* (L.) D.Dietr., Syn. Pl. 5: 166. 1852.

BASIONYM: *Satyrium plantagineum* L., Syst. Nat., ed. 10, 2: 1244. Oct. 1759.

*Orchis plantaginea* (L.) Sw., Kongl. Vetensk. Acad. Handl. 21: 207. 1800.

*Physurus plantagineus* (L.) Lindl., Gen. Sp. Orchid. Pl. 503. 1840.

*Erythrodes plantaginea* (L.) Fawc. & Rendle, Fl. Jamaica 1: 28. 1910.

Type: “*Orchis elatior latifolia, asphodeli radice, spica strigosa*” in Sloane, *A voyage to the islands Madera, Barbados, Nieves, S. Christophers and Jamaica* 1: t. 147, f. 2. 1707 (lectotype, Cribb in Cafferty and Jarvis, 1999, p. 49).

SPECIMENS STUDIED: HUJB!: *Urquiola et al. 5189 & 5189-A*; HOS!: *Urquiola et al. 016*; flowers in spirit: *Pérez et al. 102*.

#### NIDEMA Britton & Millspaugh

*Nidema ottonis* (Rchb.f.) Britton & Millsp., Bahama Fl. 94. 1920.

BASIONYM: *Epidendrum ottonis* Rchb.f., Hamb. Gartenz. 14: 213. 1858.

Type: Venezuela: Caracas, *Otto 1011* (holotype W).

*Nidema boothii* var. *triandra* Schltr., Repert. Spec. Nov. Regni Veg. 19: 211. 1923.

Type: Panama: foothills east of city, *C. W. Powell 131* (lectotype AMES).

*Nidema boothii* var. *australis* Schltr., Repert. Spec. Nov. Regni Veg. 19: 221. 1923.

Type: Costa Rica: San Pedro de San Ramón, *Brenes 158* (holotype B, destroyed).

SPECIMENS STUDIED: HAJB!: *Bisse et al. 28822*; HUCLV!: *Sotomayor 4669*; HOS!: (not registered); *collector unknown 226*; flowers in spirit: *collector unknown 159*.

#### OCTOMERIA R. Brown

*Octomeria ventii* H.Dietr., Fl. Rep. Cuba. Ser. A., 12(2): 17. 2007. \*

Type: Cuba: Prov. Guantánamo, Monteverde, *López Figueiras 2559* (holotype HAJB!).

#### OECEOCLADES Lindley

*Oeceoclades maculata* (Lindl.) Lindl., Gen. Sp. Orch. Pl. 237. 1833.

BASIONYM: *Angraecum maculatum* Lindl., Coll. Bot. t. 15. 1821.

*Aerobium maculatum* (Lindl.) Spreng., Syst. Veg. 3: 718. 1826.

*Eulophidium maculatum* (Lindl.) Pfitzer, Entwurf. Anordn. Orch. 88. 1887.

Type: Brazil: ex Hort. Loddiges (holotype destroyed; lectotype K).

Specimen studied: HOS!: *Mújica 165*.

#### ONCIDIUM Swartz

*Oncidium ensatum* Lindl., Edward's Bot. Reg. 28 (Misc.) 17. 1842.

Type: Guatemala, hort. *Loddiges s.n.* (holotype K-L).

*Cyrtopodium verrucosum* Griseb., Cat. Pl. Cub. 265. 1866.

Type: Cuba: 1860-1864, *Wright 3324* (holotype GOET).

*Oncidium floridanum* Ames, Schedul. Orchid. 7: 13. 1924.

Type: United States of America: Florida, Dade County, Black Point Creek, *A. A. Eaton 957* (holotype AMES).

SPECIMENS STUDIED: HAJB!: *Bisse et al. 32780-A*; HOS!: flowers in spirit: *collector unknown 012*.

#### ORTHOCHILUS Hochst. ex A. Richard

*Orthochilus ecristatus* (Fernald) Bytebier, Taxon 63: 18. 2014.

BASIONYM: *Cyrtopodium ecristatum* Fernald, Bot. Gaz. (Crawfordsville) 24: 433. 1887.

*Cyrtopodium strictum* Griseb., Cat. Pl. Cub. 266. 1866.

*Triorchos ecristatus* (Fernald) Small, Fl. S.E. U.S. 329. 1903.

*Eulophia ecristata* (Fernald) Ames, Contr. Knowl. Orch. S. Fl. 19. 1904.

*Pteroglossaspis ecristata* (Fernald) Rolfe, Orch. Rev. 12: 136. 1904.

Type: United States of America: Florida: Duval, near Jacksonville and borders of Indian River, *A. H. Curtis 2808* (syntypes AMES).

SPECIMENS STUDIED: HUJB!: *Urquiola et al. 5509*.

The recent molecular phylogenetic analysis of plastid and nuclear DNA sequences by Martos *et al.* (2014), showed that, as traditionally circumscribed, *Eulophia* is paraphyletic and consists of two groups of species. One of such groups consists of *Eulophia s.s.*, which includes the type species of the genus (*E. guineensis* Lindl.) and is sister to *Acrolophia* Pfitzer, with *Oeceoclades* Lindl. in turn being sister to them. The other group is sister to the whole above clade, to which the name *Orthochilus* Hochst. ex A. Rich. was applied by Martos *et al.* (2014), includes the species formerly known as *Eulophia ecristata*. Chase *et al.* (2015) considered the results of the study of Martos *et al.* (2014) inconclusive because of insufficient taxonomic sampling, and did not recognize *Orthochilus*. Nevertheless, accepting both *Acrolophia* and *Oeceoclades* as distinct genera while including the *Orthochilus* clade in *Eulophia* is inconsistent, since these two groups are not sisters of each other. Hence, we prefer to accept Martos *et al.* (2014) view, accepting *Orthochilus* and including in it the former *E. ecristata*.

#### PELEXIA Poiteau ex Lindley

*Pelexia adnata* (Sw.) Spreng., Syst. Veg. 3: 704. 1826.

BASIONYM: *Satyrium adnatum* Sw., Prodr. Veg. Ind. Occ. 118. 1788.

*Neottia adnata* (Sw.) Sw., Fl. Ind. Occid. 3: 1409. 1805.

*Spiranthes adnata* (Sw.) León, Contr. Ocas. Mus. Hist. Nat. Colegio "La Salle" No.8, 358. 1946.  
Type: Jamaica: Parish Clarendon, May Pen, *O.Swartz s.n.* (lectotype UPS).

*Pelexia spiranthoides* Lindl., Bot. Reg. 12: t. 985. 1826.

Type: St. Vincent 1825, *McRae s.n.* (holotype K-L).

*Pelexia stenorrhynchoides* Griseb., Cat. Pl. Cub. 269. 1886.

*Spiranthes stenorrhynchoides* (Griseb.) León, Fl. Cub. 357. 1946.

Type: Cuba: Occidentale (?), *C. Wright s.n.* (holotype unknown).

SPECIMENS STUDIED: HAC!: *Acuña 11159*; HOS!: *Bocourt et al. 160*; flowers in spirit: *Bocourt et al. 091*.

*Pelexia maxonii* Ames, Proc. Biol. Soc. Wash. 35: 85. 1922. \*

Type: Cuba: Prov. Guantánamo, Yateras, southeast of Jaguey, *Maxon 4437* (holotype US).

SPECIMENS STUDIED: We did not find any specimens in the reviewed Cuban herbaria.

#### PHAIUS Loureiro

*Phaius tancarvilleae* (Banks ex L'Héritier) Blume, Mus. Bot. Lugduno-Batar., 2:177. 1852.

BASIONYM: *Limodorum tancarvilleae* Banks ex L'Héritier, Sert. Angl. 28. 1788.

*Bletia tancarvilleae* (Banks ex L'Héritier) R.Br., in W.T.Aiton, Hort. Kew., ed. 2, 5: 207. 1813.

Type: China: hort. *Tankerville s.n.* (holotype BM).

SPECIMENS STUDIED: HAJB!: *Bisse et al. 13560*; HOS!: *Elaine et al. 242*; flowers in spirit: *Martínez 010*.

This is an introduced species from the Pacific islands that has escaped from cultivation and has become a weed in some places in Cuba.

#### PHLOEOPHILA Hoehne & Schlechter

*Phloeophila nummularia* (Rchb.f.) Garay, Orquideología 9: 118. 1974.

BASIONYM: *Pleurothallis nummularia* Rchb.f., Flora 48: 276. 1866.

*Specklinia nummularia* (Rchb.f.) Luer, Monogr. Syst. Bot. Missouri Bot. Gard. 95: 262. 2004.

Type: Cuba: Prov. Guantánamo, near Monte Verde, *C. Wright 1513* (holotype K).

SPECIMEN STUDIED: HAC!: *Alain 7201*.

*Phloeophila oricola* (H.Stenzel) Luer, Monogr. Syst. Bot. Missouri Bot. Gard. 105: 193. 2006. \*

BASIONYM: *Pleurothallis oricola* Stenzel, Willdenowia 32: 99. 2002.

Type: Cuba: Pinar del Río: Guanahacabibes Peninsula, near María La Gorda, *Urquiola et al. s.n.* (holotype HAJB).

SPECIMEN STUDIED: HOS!: *Mújica et al 162*.

#### PLATANThERA L. C. Richard

*Platanthera replicata* (A.Rich.) Ackerman, Lindleyana 12: 151. 1997. \*

BASIONYM: *Habenaria replicata* A.Rich., in R.de la Sagra, Hist. Fis. Cuba, Bot. 11: 250, t. 86. 1850.

Type: Cuba: *Sagra s.n.* (holotype P).

SPECIMENS STUDIED: We did not find any specimens in the reviewed Cuban herbaria. A population of this species has been seen in flower by the authors in San Ubaldo, near Cortés, municipality of Guane, Pinar del Río province.

#### PLATYSTELE Schlechter

*Platystele hyalina* H.Stenzel, Willdenowia 32: 103. 2002. \*

Type: Cuba: Prov. Holguín, Sierra de Moa, El Toldo, *H. Stenzel 569* (holotype HAJB!).

*Platystele ovalifolia* (H.Focke) Garay & Dunst., Venez. Orchids III. 2: 268. 1961.

BASIONYM: *Stelis ovalifolia* H.Focke, Tijdschr. Natuurk. Wetensch. Kunsten 2: 202, 1849.

*Pleurothallis ovalifolia* (H.Focke) Rchb.f., in W.G.Walpers, Ann. Bot. Syst. 6: 188. 1861.

Type: Guyana: Aruka, *E. F. Im Thurn 36* (K).

*Pleurothallis rhomboglossa* Rchb.f., Flora 48: 276. 1865.

Type: Cuba: Prov. Guantánamo, near Monte Verde, *Wright 1506* (holotype K).

SPECIMEN STUDIED: HAJB!: *Alain & Figueiras 7316*.

#### PLATYTHELYS Garay

*Platythelys querceticola* (Lindl.) Garay, Bradea 2: 197. 1977.

BASIONYM: *Physurus querceticola* Lindl., Gen. Sp. Orchid. Pl. 505. 1840.

*Goodyera querceticola* Chapm., Fl. S.E. U.S. 463. 1860.

*Erythrodes querceticola* (Lindl.) Ames, Orchidaceae 5: 29. 1915.

Type: United States of America: Louisiana, near New Orleans, *Ingalls s.n.* (holotype K-L).

*Physurus sagraeanus* A.Rich., in R.de la Sagra, Hist. Fis. Cuba, Bot. 11: 253, pl. 88. 1850.

*Erythrodes sagraeana* (A.Rich.) Ames, Orchidaceae fasc. 5: 29. 1915.

*Platythelys sagraeana* (A.Rich.) Garay, Bradea 2: 197. 1977.

Type: Cuba: *Sagra s.n.* (holotype P).

SPECIMENS STUDIED: HUSB!: *Luis et al. 3050 & 3050-A*; HOS!: *Mújica et al. 184*; flowers in spirit: *Pérez et al. 098*.

The genus *Platythelys* Garay was synonymized with *Aspidogyne* Garay by Meneguzzo (2012), who argued that the distinguishing characters used by Garay (1978) to separate the genera are inconsistent, and such approach was followed also by Ormerod (2013) and Chase *et al.* (2015). Nevertheless, ongoing molecular phylogenetic studies of New World Goodyerinae (G. A. Salazar *et al.*, unpubl. manuscript) indicates that relationships in this group are more complex than casual floral comparisons suggests and taxonomic changes should wait until a clear phylogenetic context is available. Hence, we prefer to be conservative and maintain *Platythelys*.

#### PLEUROTHALLIS R. BROWN

***Pleurothallis appendiculata*** Cogn., in I.Urban, Symb. Antill. 7: 174. 1912.

*Antilla appendiculata* (Cogn.) Luer, Monogr. Syst. Bot. Missouri Bot. Gard. 95: 255. 2004.

Type: Dominican Republic: Prov. La Vega: shady forest near Constanza, *H. von Türckheim 3233* (holotype BR).

SPECIMEN STUDIED: HAJB!: *Alvarez et al. 63698*.

***Pleurothallis caymanensis*** C.D.Adams, Orquideología 6: 146. 1971.

*Proctoria caymanensis* (C.D.Adams) Luer, Monogr. Syst. Bot. Missouri Bot. Gard. 95: 258. 2004.

Type: Cayman Islands: Grand Cayman, southeast of Old Man Village, *G. R. Proctor 27983* (holotype IJ).

SPECIMENS STUDIED: HUSB!: *Urquiola et al. s.n.*; HOS!: *Pérez et al. 017*; flowers in spirit: *Pérez et al. 066*.

***Pleurothallis denticulata*** Cogn., in I.Urban, Symb. Antill. 6: 425. 1909.

*Specklinia denticulata* (Cogn.) Luer, Monogr. Syst. Bot. Missouri Bot. Gard. 95: 260. 2004.

Type: Cuba: Prov. Guantánamo, near Monte Verde, peak of Loma del Gato, *C. Wright 657* (holotype BR 843468).

*Pleurothallis parvula* Ames & C.Schweinf., Schedul. Orchid. 8: 30. 1925.

*Antilla parvula* (Ames & C.Schweinf.) Luer, Monogr. Syst. Bot. Missouri Bot. Gard. 95: 255. 2004.

Type: Cuba: Santiago de Cuba: Sierra Maestra, Pico Turquino, Alta Maestra, *Bro. Leon 10790* (holotype NY 59805).

SPECIMENS STUDIED: HAJB!: *Dietrich et al. 63434*; HAC!: *Acuña 21107*; HOS!: flowers in spirit: *Pérez & Bocourt 039*.

***Pleurothallis ekmanii*** Schltr., in I.Urban, Symb. Antill. 9: 61. 1923. \*

*Atopoglossum ekmanii* (Schltr.) Luer, Monogr. Syst. Bot. Missouri Bot. Gard. 95: 255. 2004.

Type: Holguín: Sierra de Cristal, *E. L. Ekman 6831* (holotype S).

*Pleurothallis bovilabia* C.Schweinf., Amer. Orchid Soc. Bull. 15: 235. 1946.

Type: Cuba: Holguín, Moa, Monte de la Breña, *Léon et al. 22586* (holotype AMES).

SPECIMENS STUDIED: HAJB!: *Alvarez et al. 56273*; HAC!: *Clement 7183*.

***Pleurothallis excentrica*** (Luer) Luer, Revista Soc. Boliv. Bot. 3: 50. 2001. \*

BASIONYM: *Octomeria excentrica* Luer, Lindleyana 14: 106. 1999.

*Atopoglossum excentricum* (Luer) Luer, Monogr. Syst. Bot. Missouri Bot. Gard. 95: 255. 2004.

Type: Cuba: Holguín, Moa, Río Cayoguan, *Alain et al. 896* (holotype AMES).

SPECIMEN STUDIED: HAJB!: *Genes et al. 58495*.

***Pleurothallis prostrata*** Lindl., Ann. Mag. Nat. Hist., ser. 3, 1: 327. 1858. \*

- Humboltia prostrata* (Lindl.) Kuntze, Revis. Gen. Pl. 2: 668. 1891.
- Octomeria prostrata* H.Stenzel, Lindleyana 16: 26. 2001.
- Antilla prostrata* (Lindl.) Luer, Monogr. Syst. Bot. Missouri Bot. Gard. 95: 255. 2004.
- Atopoglossum prostratum* (H.Stenzel) Luer, Monogr. Syst. Bot. Missouri Bot. Gard. 95: 255. 2004.
- Type: Cuba: Holguín, Sierra de Cristal, Pico Cristal, Río Levisa, *Stenzel 516* (holotype HAJB!).
- Pleurothallis pruinosa*** Lindl., Edward's Bot. Reg. 28 (Misc.): 75. 1842.
- Humboltia pruinosa* (Lindl.) Kuntze, Revis. Gen. Pl. 668. 1891.
- Type: Surinam: *F. L. Splitgerber 527* (holotype K-L),
- Stelis flavida* H.Focke, Tijdschr. Natuurk. Wetensch. Kunsten 2: 202. 1849.
- Pleurothallis flavida* (H.Focke) Lindl., Fol. Orchid., 9: 44. 1859.
- Type: Surinam, *H. C. Focke 55* (holotype W).
- Pleurothallis brachyglottis* Rchb.f., Flora 48: 275. 1865.
- Type: Cuba: Oriente, *C. Wright 3344* (holotype K).  
SPECIMENS STUDIED: HAJB!: *Bisse et al. 37122*; HAC!: *Alain et al. 5470*; HOS!: *collector unknown 060*; flowers in spirit: *collector unknown 078*.
- Pleurothallis quadrifida*** (Lex.) Lindl., Edward's Bot. Reg. 28 (Misc.): 70. 1842.
- BASIONYM: *Dendrobium quadrifidum* Lex., in P.de la Llave & J.M. de Lexarza, Nov. Veg. Descr. 2 (Orchid. Opusc.) 40. 1825.
- Humboltia quadrifida* (Lex.) Kuntze, Revis. Gen. Pl. 2: 668. 1891.
- Stelis quadrifida* (Lex.) Solano & Soto Arenas, Icon. Orchid. 5-6: 11. 2003.
- Specklinia quadrifida* (Lex.) Luer, Monogr. Syst. Bot. Missouri Bot. Gard. 95: 263. 2004.
- Loddigesia quadrifida* (Lex.) Luer, Monogr. Syst. Bot. Missouri Bot. Gard. 105: 251. 2006.
- Type: Mexico, *La Llave & Lexarza s.n.* (holotype G).
- Pleurothallis racemiflora* Lindl. ex Lodd., Bot. Cab. 10: t. 949. 1825, non *P. racemiflora* (Sw.) Lindl. ex Hook., 1824.
- Stelis racemiflora* Lodd. ex W.H.Baxter, in J.C.Loudon, Hort. Britton, Suppl. 3: 643. 1850.
- Type: Jamaica: *Loddiges s.n.* (holotype K).  
SPECIMEN STUDIED: HAC!: *Morton & Acuña 12328*.
- Pleurothallis ruscifolia*** (Jacq.) R.Br., in W.T.Aiton, Hortus Kew. 5: 211. 1813.
- BASIONYM: *Epidendrum ruscifolium* Jacq., Enum. Syst. Pl. 29. 1760.
- Dendrobium ruscifolium* (Jacq.) Sw., Nova Acta Regiae Soc. Sci. Upsal. 6: 84. 1799.
- Humboltia ruscifolia* (Jacq.) Kuntze, Revis. Gen. Pl. 668. 1891.
- Type: Martinique: *Plumier s.n.* (lectotype Plumier, Plantarum Americanarum pl. 176, f. 2. 1758).  
SPECIMENS STUDIED: HAJB!: *Bisse et al. 52185*; HAC!: *Morton & Acuña 12327*.
- Pleurothallis trichophora*** Lindl., Ann. Mag. Nat. Hist., ser. 3, 1: 326. 1858. \*
- Antilla trichophora* (Lindl.) Luer, Monogr. Syst. Bot. Missouri Bot. Gard. 95: 255. 2004.
- Type: Cuba: Oriente, 1856-57, Loma del Gato, *C. Wright 659* (holotype K-L).  
SPECIMENS STUDIED: HAJB!: *Arias et al. 63208*; HAC!: *Clemente 7251*.

#### POLYSTACHYA Hooker

- Polystachya concreta*** (Jacq.) Garay & H.R.Sweet, Orquideologia 9. 206. 1974.
- BASIONYM: *Epidendrum concretum* Jacq., Enum. Syst. Pl. 30. 1760.
- Type: Martinique, *Jacquin s.n.* (holotype W).
- Epidendrum minutum* Aubl., Hist. Pl. Guiane 2: 824. 1775.
- Polystachya minuta* (Aubl.) Britton, in J.Small, Fl. S.E. U.S. 328. 1903.
- Type: Martinique, *Plumier s.n.* (holotype original illustration at P).
- Polystachya cubensis* Schltr., in I.Urban, Symb. Antill. 9: 59. 1923.
- Type: Cuba: Prov. Holguín, Sierra de Nipe, Camino Real, *Ekman 9987* (holotype B, destroyed).  
SPECIMENS STUDIED: HUJB!: *Urquiola et al. 1149*; HUCLV!: *Noa & Sotomayor 2458*; HOS!: *Félix 131*; flowers in spirit: *Félix 056*.
- Polystachya foliosa*** (Hook.) Rchb.f., in W.G.Walpers, Ann. Bot. Syst. 6: 640. 1863.



BASIONYM: *Stelis foliosa* Hook., Ann. Mag. Nat. Hist. 2: 330. 1839.

*Dendrorchis foliosa* (Hook.) Kuntze, Revis. Gen. Pl. 2: 658. 1891.

Type: Guyana, *C. S. Parker s.n.* (holotype cited for K, by Garay & H.R.Sweet (1974)).

*Polystachya cerea* Lindl., Edward's Bot. Reg. 26 (Misc.): 86, no. 208. 1840.

Type: Mexico: Oaxaca, flowered in cultivation, *Loddiges s.n.* (holotype K-L).

*Polystachya minor* Fawc. & Rendle, J. Bot. 48: 106. 1910.

Type: Jamaica: Parish Manchester, Lancaster, *Harris 7777* (holotype BM).

*Polystachya foliosa* var. *triandra* Saulea & R.M.Adams, Brittonia 31: 294. 1979.

Type: Bahama Islands: Andros, Owens Town, *Saulea et al. 2105* (holotype NY).

SPECIMEN STUDIED: HAJB!: *Alvarez et al. 54974*.

A plant initially discovered by R. Pérez in 2002 in Topes de Collantes, Scanti Spíritus province, might represent an undescribed species of *Polystachya*. Flowers in spirit are conserved in the Soroa Orchid Botanical Garden Herbarium. It is negatively similar to *P. concreta* but the flowers are easily distinguished by the yellowish-red color and the smaller size.

#### PONTHIEVA R. BROWN

***Ponthieva brittoniae*** Ames, Torreya 10: 90. 1910.

Type: Bahamas: New Providence, Maidenhead Coppice, *E. G. Britton 3297* (holotype NY).

*Ponthieva ekmanii* Mansf., Ark. Bot. 22A (17): 10. 1929.

*Ponthieva racemosa* var. *brittoniae* (Ames) Luer, Native Orchids Florida 82. 1972.

Type: Haiti: Tortue Island, above Source Dupuy, *Ekman H 9730* (holotype B, destroyed).

*Ponthieva parvula* Ames & C.Schweinf., Bot. Mus. Laff. 4: 39-40. 1936.

Type: Mexico, Yucatán, Tuxpeña, *C.L. Lundell 1213* (MICH).

*Ponthieva poiteai* Rchb.f. ex Nir, Orchid. Antill. 312. 2000.

Type: "Santo Domingo" (Haiti): *Poiteau s.n.* (holotype W).

SPECIMEN STUDIED: HAC!: *Acuña 15080*.

***Ponthieva diptera*** Lindl. & Rchb.f., Bonplandia 2: 278. 1854.

Type: Colombia: Santa María, *Schlim 987* (holotype W).

*Ponthieva dicliptera* Rchb.f., Flora 69: 548. 1886.

Type: Colombia: *Lehmann 1860* (holotype W).

*Ponthieva harrisii* Cogn., Repert. Spec. Nov. Regni Veg. 6: 304. 1909.

Type: Jamaica: Parish Portland, Mabess, *Harris 7883* (holotype BR).

*Ponthieva elata* Schltr., Spec. Nov. Regni Veg. Beih. 7: 63. 1920.

Type: Colombia: Cauca, *Madero 169* (holotype B).  
SPECIMENS STUDIED: HAC!: *León 11002*.

***Ponthieva pauciflora*** (Sw.) Fawc. & Rendle, Fl. Jamaica 1: 38. 1910.

BASIONYM: *Cranichis pauciflora* Sw., Fl. Ind. Occid. 3: 1434. 1806.

Type: Jamaica: *O. Swartz s.n.* (type ?).

*Ponthieva haitiensis* Mansf., Ark. Bot. 20A (15): 14. 1926.

Type: Haiti: Dept. Ouest, Morne Tranchant, *Ekman H1181* (holotype S).

SPECIMEN STUDIED: HAC!: *Acuña 20017*.

***Ponthieva racemosa*** (Walter) C.Mohr, Contr. U.S. Natl. Herb. 6: 460. 1901.

BASIONYM: *Arethusa racemosa* Walter, Fl. Carol. 222. 1788.

Type: *T. Walter s.n.*, United States of America: Carolina (photo at BM).

*Neottia glandulosa* Sims, Bot. Mag. 22: t. 842. 1804.

*Ponthieva glandulosa* (Sims) R.Br., in W.T.Aiton, Hortus Kew., ed. 2, 5: 200. 1813.

Type: United States of America: Virginia, *Clayton 318* (holotype BM).

*Ponthieva lancifolia* A.Rich., in R.de la Sagra, Hist. Fis. Cuba, Bot. 11: 251. 1850.

Type: Cuba: *Sagra s.n.* (holotype P).

SPECIMENS STUDIED: HUJB!: *Ferro et al. 4324*; HUCLV!: *Noa et al. 782*.

***Ponthieva ventricosa*** (Griseb.) Fawc. & Rendle, Fl. Jamaica 1: 39. 1910.

BASIONYM: *Cranichis ventricosa* Griseb., Fl. Brit. W. I. 639. 1864.

Type: Jamaica: *Wilson s.n.* (holotype K).

SPECIMENS STUDIED: HAC!: *León 7321*; HOS!: *Pérez et al. 168*; flowers in spirit: *Pérez et al. 097*.

**PRESCOTTIA** Lindley ex Hooker

***Prescottia oligantha*** (Sw.) Lindl., Gen. Sp. Orchid. Pl. 454. 1840.

BASIONYM: *Cranichis oligantha* Sw., Prodr. Veg. Ind. Occ. 120. 1788.

*Cranichis micrantha* Spreng., Syst. Veg., ed. 16, 3: 700. 1826.

Type: Jamaica: Mont. Caerul. Blue Mountains, *O. Swartz s.n.* (lectotype BM).

SPECIMENS STUDIED: HAC!: *Acuña 27138*; HOS!: *Pérez et al. 090*.

***Prescottia stachyodes*** (Sw.) Lindl., Edward's Bot. Reg. 22: sub t. 1915.

BASIONYM: *Cranichis stachyodes* Sw., Prodr. Veg. Ind. Occ. 120. 1788.

Type: Jamaica: Blue Mountains, *O. Swartz s.n.* (lectotype BM).

*Prescottia pellucida* Lindl., Ann. Mag. Nat. Hist., ser. III, 1: 335. 1858.

Type: Cuba: Prov. Santiago de Cuba, Loma del Gato, *C. Wright s.n.* (holotype K-L).

SPECIMENS STUDIED: HAJB!: *Bisse 1562*; HUCLV!: *Noa et al. 1443*; HOS!: *Elaine et al. 244*; flowers in spirit: *Pérez et al. 100*.

**PROSTHECHEA** Knowles & Westcott

***Prosthechea boothiana*** (Lindl.) W.E.Higgins, Phytologia 82: 376. 1997 [1998].

BASIONYM: *Epidendrum boothianum* Lindl., Edward's Bot. Reg. 24: (Misc.) 5. 1838.

*Epicladium boothianum* (Lindl.) Small, Fl. Miami 56. 1913.

*Hormidium boothianum* (Lindl.) Brieger, Publ. Ci. Inst. Genét. Esc. Super. Agric. Luis de Queiroz 1: 21. 1960.

*Encyclia boothiana* (Lindl.) Dressler, Brittonia 13: 264. 1961.

Type: Cuba: "Havannah," 1835, *Sutton s.n.* (holotype K-L).

*Encyclia bidentata* (Lindl.) Hágsater & Soto Arenas, Orquídea (México) 13: 215. 1993.

Type: Mexico: *Pav. s.n.*, México Herb. Pav., but likely collected in Cuba by Sessé & Mociño (Hágsater, 1993; holotype BM).

*Epicladium boothianum* var. *erythronioides* (Small) Acuña, Bol. Estación Exp. Agron.

Santiago de las Vegas 60: 89. 1939.

*Prosthechea boothiana* var. *erythronioides* (Small) W.E.Higgins, North Amer. Nat. Orchid Jour. 5: 18. 1999.

Type: United States of America: Florida, Key Largo, *A. H. Curtiss s.n.* (holotype NY).

SPECIMENS STUDIED: HUJB!: *Ferro et al. 4306*; HOS!: *Bocourt et al. 127*; flowers in spirit: *Bocourt et al. 051*.

***Prosthechea cochleata*** (L.) W.E.Higgins, Phytologia 82: 377. 1997 [1998].

BASIONYM: *Epidendrum cochleatum* L., Sp. Pl. ed. 2: 1351. 1763.

*Anacheilium cochleatum* (L.) Hoffmans, Linnaea 16(Litt.): 229. 1842.

*Encyclia cochleata* (L.) Dressler, Brittonia 13: 264. 1961.

Type: Haiti: *Plumier s.n.* (Lectotype, Garay & Sweet, 1974, p. 130, original illustration at P).

*Epidendrum triandrum* (Ames) House, Muhlenbergia 1: 129. 1906.

*Prosthechea cochleata* var. *triandra* (Ames) W.E.Higgins, North Amer. Nat. Orchid Jour. 4: 52. 1998.

Type: United States of America: Florida, Ft. Lauderdale (lectotype Nir, 2000, p. 407).

SPECIMENS STUDIED: HAC!: *Baker 4638*; HUJB!: *Ferro et al. 1742*; HOS!: *Agapito et al. 006*; flowers in spirit: *Pérez 068*.

***Prosthechea fragrans*** (Sw.) W.E.Higgins, Phytologia 82: 377. 1997 [1998].

BASIONYM: *Epidendrum fragrans* Sw., Prodr. Veg. Ind. Occ. 123. 1788.

*Anacheilium fragrans* (Sw.) Acuña, Bol. Estación Exp. Agron. Santiago de las Vegas 60: 86. 1939.

*Encyclia fragrans* (Sw.) Dressler, Brittonia 13: 264. 1961.

*Hormidium fragrans* (Sw.) Brieger, Publ. Ci. Inst. Genét. Esc. Super. Agric. Luis de Queiroz 2: 69. 1961.

Type: Jamaica: *O. Swartz s.n.* (BM).

SPECIMENS STUDIED: HAJB!: *Bisse et al. 22448*; HOS!: flowers in spirit: *Pérez & Bocourt 046*.

***Prosthechea fuertesii*** (Cogn.) E.A.Christenson, Richardiana 8: 29. 2007.

BASIONYM: *Epidendrum fuertesii* Cogn., in I.Urban, Symb. Antill. 7: 180. 1912.

Type: Dominican Republic: Prov. Barahona, *M. Fuertes 675* (holotype BR).

SPECIMENS STUDIED: HAC!: *Acuña et al. 19627*; HOS!: *Pérez & Bocourt 161*; flowers in spirit: *Pérez & Bocourt 092*.

*Prosthechea fuertesii* is the Caribbean representative of the broadly distributed *P. vespa* complex. The Caribbean populations differ consistently from those of the continent primarily by the color of their flowers. The sepals and petals in the Caribbean plants lack the numerous reddish brown spots that are typical of the complex elsewhere and they may also differ vegetatively (Ackerman, 2014).

***Prosthechea pygmaea*** (Hook.) W.E.Higgins, *Phytologia* 82: 380. 1997 [1998].

BASIONYM: *Epidendrum pygmaeum* Hook., *J. Bot.* 1: 49, t. 118. 1833.

*Hormidium pygmaeum* (Hook.) Benth. & Hook.f. ex Hemsl., *Biol. Cent.-Amer. Bot.* 3: 218. 1883.

*Encyclia pygmaea* (Hook.) Dressler, *Brittonia* 13: 265. 1961.

Type: Brazil: Hort. *Harrison*, (holotype K-L).

*Coelogyne triptera* Brongn., in L.I.Duperrey, *Voy. Monde* 201. 1834.

*Hormidium tripterum* (Brongn.) Cogn., in Martius, *Fl. Bras.* 3(5): 29. 1898.

*Encyclia triptera* (Brongn.) Dressler & G.E. Pollard, *Phytologia* 21: 438. 1971.

Type: Brazil: Île Sainte-Catherine, *J. S. C. Dumont D'urville s.n.* (holotype P).

SPECIMENS STUDIED: HUSB!: *Urquiola et al. 5912*; HOS!: *Mújica 148*; flowers in spirit: *collector unknown 160*.

#### PSEUDOGOODYERA Schlechter

***Pseudogoodyera wrightii*** (Rchb.f.) Schltr., *Beih. Bot. Centralbl.*, Abt. 2, 37(2): 370. 1920. \*

BASIONYM: *Goodyera wrightii* Rchb.f., *Flora* 27: 274. 1865.

*Goodyera erythrosticta* Griseb., *Cat. Pl. Cub.* 268. 1866.

*Spiranthes wrightii* (Rchb.f.) Schltr., in I.Urban, *Symb. Antill.* 7: 492. 1912.

Type: Cuba: 1860-1864, *Wright 3297* (holotype W).

SPECIMEN STUDIED: HAC!: *Alain et al. 4720*.

Recently the authors were able to make perhaps the first color picture of this species with clearly open flowers, the opposite to what happens with the species in Mexico and Belize. It may be that Cuban and Central American populations belong to different species (G. Salazar, pers. comm. 2013).

#### PSILOCHILUS Barbosa Rodrigues

***Psilochilus macrophyllus*** (Lindl.) Ames, *Orchidaceae* 7: 45. 1922.

BASIONYM: *Pogonia macrophylla* Lindl., *Ann. Mag. Nat. Hist.*, ser. 3, 1: 335. 1858.

Type: Cuba: *C. Wright 615* (holotype K-L).

SPECIMEN STUDIED: HAJB!: *Alvarez et al. 57189*.

#### SACOILA Rafinesque

***Sacoila lanceolata*** (Aubl.) Garay, *Bot. Mus. Leaf.* 28: 352. 1982.

BASIONYM: *Limodorum lanceolatum* Aubl., *Hist. Plant. Guian. Franc.* 2: 821. 1775.

*Stenorrhynchos lanceolatum* (Aubl.) Richard ex Spreng., *Syst. Veg.* 3: 710. 1826.

*Spiranthes lanceolata* (Aubl.) León, *Fl. Cub.* 1: 358. 1946.

Type: *Plumier s.n.* (holotype, the original illustration P).

*Satyrium orchioides* Sw., *Prodr. Veg. Ind. Occ.* 118. 1788.

*Neottia orchioides* (Sw.) Willd., *Spec. Pl.* 4: 73. 1805.

*Stenorrhynchos orchioides* (Sw.) Lindl., *Gen. Sp. Orchid. Pl.* 477. 1840.

*Spiranthes orchioides* (Sw.) A.Rich., in R.de la Sagra, *Hist. Fis. Cuba Bot.* 11: 252. 1850.

*Gyrostachys orchioides* (Sw.) Kuntze, *Revis. Gen. Pl.* 2: 664. 1891.

Type: Jamaica: *Swartz s.n.* (lectotype UPS, as "Type", Garay & Sweet, 1974, p.75).

SPECIMENS STUDIED: HAJB!: *Bisse et al. 53677*; HOS!: *Elaine et al. 245*.

#### SCAPHYLOTTIS Poeppig & Endlicher

***Scaphyglottis modesta*** (Rchb.f.) Schltr., *Repert. Spec. Nov. Regni Veg.* 23: 46. 1926.

BASIONYM: *Tetragamestus modestus* Rchb.f., *Bonplandia* 2: 21. 1854.

*Ponera modesta* (Rchb.f.) Rchb.f., *Linnaea* 41: 85. 1876.

Type: Tropical America, *Joss s.n.* (holotype W).

*Ponera striolata* Rchb.f., *Linnaea* 41: 39. 1876.

*Scaphyglottis striolata* (Rchb.f.) Correll, *Bot. Mus. Leafl.* 9: 148. 1941.

Type: Tropical America, *von Hüttner* (holotype W).

SPECIMEN STUDIED: HAJB!: *Bassler et al.* 60741.

*Scaphyglottis reflexa* Lindl., *Edward's Bot. Reg.* 25 (Misc.): 20. 1839.

*Reichenbachanthus reflexus* (Lindl.) Porto & Brade, *Rodriguesia* 1(2): 55. 1935.

*Hexisea reflexa* Rchb.f. ex Griseb., *Fl. Brit. W. I.* 623. 1864.

Type: Guyana: "Obtained by Messrs. Loddiges from Demerara" *Loddiges s.n.* (K-L).

*Reichenbachanthus emarginatus* Garay, *Bot. Mus. Leafl.* 21: 255. 1967.

Type: Surinam: *Mariepaston, Kegel 1422* (W).

SPECIMEN STUDIED: HAC!: *Alain 7345*.

#### SCHIEDEELLA Schlechter

*Schiedeella amesiana* Garay, *Bot. Mus. Leafl.* 28: 357. 1982; (avowed substitute for *Spiranthes wrightii* Ames, *Orchidaceae* 7: 131. 1922, non *Spiranthes wrightii* (Rchb.f.) Schltr., 1913).

Type: Cuba: Prov. Guantánamo, Monte Verde, *Wright 1480* (holotype AMES).

SPECIMENS STUDIED: We did not find any specimens in the reviewed Cuban herbaria.

#### SPATHOGLOTTIS Blume

*Spathoglottis plicata* Blume, *Bijdr. Fl. Ned. Ind.* 401. 1825.

Type: Java: *Blume s.n.* (holotype L).

*Bletia angustifolia* Gaudich., *Voy. Uranie* 421. 1829.

*Spathoglottis angustifolia* (Gaudich.) Benth. & Hook.f., *Gen. Pl.* 3: 512. 1883.

Type: Moluccas: *Freycinet s.n.* (holotype P).

SPECIMEN STUDIED: HOS!: flowers in spirit: *Padilla 002*.

Introduced in Cuba from Asia as an ornamental plant and naturalized in the island.

#### SPECKLINIA Lindley

*Specklinia aristata* (Hook.) Pridgeon & M.W.Chase, *Lindleyana* 16: 256. 2001.

BASIONYM: *Pleurothallis aristata* Hook., *Ann. Mag. Nat. Hist.*, ser. 1(2): 329. 1839.

*Humboltia aristata* (Hook.) Kuntze, *Revis. Gen. Pl.* 2: 667. 1891.

*Muscarella aristata* (Hook.) Luer, *Monogr. Syst. Bot. Missouri Bot. Gard.* 105: 96. 2006.

Type: Guyana: near Demarara, introduced and flowered by *Parker s.n.* (lectotype [Stenzel, 2007, p.111], *Annals and Magazine of Natural History*, ser. 2, 11: t. 15. 1839).

*Pleurothallis barberiana* Rchb.f., *Gard. Chron.* 2: 6. 1881.

*Humboltia barberiana* (Rchb.f.) Kuntze, *Revis. Gen. Pl.* 2: 667, 1891.

Type: *J. Barber s.n.* (holotype W).

*Pleurothallis urbaniana* Rchb.f., *Ber. Deutsch. Bot. Ges.* 3: 297. 1885.

Type: Puerto Rico: near Maricao, Indiera Fria, 3 Dec 1884, *P. Sintenis 503* (holotype W).

SPECIMENS STUDIED: We did not find any specimens in the reviewed Cuban herbaria. Reported by Ackerman (2014) from Sierra Maestra, Santiago de Cuba province.

*Specklinia brighamii* (S.Watson) Pridgeon & M.W.Chase, *Lindleyana* 16: 256. 2001.

BASIONYM: *Pleurothallis brighamii* S.Watson, *Proc. Amer. Acad. Arts* 23: 285. 1888.

*Sarcinula brighamii* (S.Watson) Luer, *Monogr. Syst. Bot. Missouri Bot. Gard.* 105: 206. 2006.

Type: Guatemala: Alta Verapaz, forests of Chocón, *S. Watson s.n.* (holotype AMES #72461).

SPECIMEN STUDIED: HAJB!: *Arias et al.* 58740.

*Specklinia corniculata* (Sw.) Steud., *Nomencl. Bot.*, ed. 2, 2: 431. 1841.

BASIONYM: *Epidendrum corniculatum* Sw., *Prodr. Veg. Ind. Occ.* 123. 1788.

*Dendrobium corniculatum* (Sw.) Sw., *Nova Acta Regiae Soc. Sci. Upsal.* 6: 83. 1799.

*Cymbidium corniculatum* (Sw.) Spreng., *Syst. Veg.* 3: 722. 1826.

*Pleurothallis corniculata* (Sw.) Lindl., *Edward's Bot. Reg.* 28 (Misc.): 83. 1842.

*Humboltia corniculata* (Sw.) Kuntze, *Revis. Gen. Pl.* 2: 667. 1891.

- Sarcinula corniculata* (Sw.) Luer, Monogr. Syst. Bot. Missouri Bot. Gard. 105: 209. 2006.  
Type: Jamaica: *O. Swartz s.n.* (lectotype BM).  
*Pleurothallis nubigena* Lindl., Ann. Mag. Nat. Hist. ser. 3, 1: 326. 1858, as *rubigena*.  
Type: Cuba orientali, *C. Wright 657* (holotype K-L).
- Specklinia pyrsoedes* (Rchb.f.) Pridgeon & M.W.Chase, Lindleyana 16: 259. 2001.  
Type: *Mr. William Saunders s.n.* (holotype W).  
SPECIMENS STUDIED: HUSB!: *Luis et al. 3564*; HOS!: *Bocourt et al. 154*.
- Specklinia grisebachiana*** (Cogn.) Luer, Monogr. Syst. Bot. Missouri Bot. Gard. 95: 260. 2004.  
BASIONYM: *Pleurothallis grisebachiana* Cogn., in I.Urban, Symb. Antill. 6: 409. 1909.  
Type: Cuba: Prov. Guantánamo, San André near Monte Verde, *C. Wright 1503* (holotype GOET).  
*Pleurothallis blepharoglossa* Luer, Lindleyana 14: 111. 1999.  
*Specklinia blepharoglossa* (Luer) Luer, Monogr. Syst. Bot. Missouri Bot. Gard. 95: 259. 2004.  
Type: Cuba: Prov. Holguín, Moa, camino a La Melba, Arroyo Las Comadres, *C. Luer et al. 18654* (holotype HAJB).  
SPECIMENS STUDIED: HAJB!: *Bisse et al. 53193*; HAC!: *Alain et al. 4674A*; HUSB!: *Urquiola et al. 5469*.
- Specklinia helenae*** (Fawc. & Rendle) Pridgeon & M.W.Chase, Lindleyana 16: 258. 2001.  
BASIONYM: *Pleurothallis helenae* Fawc. & Rendle, J. Bot. 47: 4. 1909.  
*Muscarella helenae* (Fawc. & Rendle) Luer, Monogr. Syst. Bot. Missouri Bot. Gard. 105: 105. 2006.  
Type: Jamaica: Parish Portland, Mabess River, *W. Harris s.n.* (holotype BM).  
SPECIMENS STUDIED: HAJB!: *Dietrich 63418*; HAC!: *León et al. 7186*.
- Specklinia lichenicola*** (Griseb.) Pridgeon & M.W.Chase, Lindleyana 16: 258. 2001. \*  
BASIONYM: *Pleurothallis lichenicola* Griseb., Cat. Pl. Cub. 259. 1866.  
Type: Cuba: Prov. Guantánamo, near Monte Verde, *C. Wright 1507* (holotype W).  
*Pleurothallis gemina* H.Stenzel, Lindleyana 16: 28.2001.  
Type: Cuba: Holguín, Sierra de Nipe, Loma Mensura, *Stenzel & Matos 452* (HAJB!).  
SPECIMENS STUDIED: HAJB!: *Bisse et al. 18631*; HAC!: *Alain et al. 7189*.
- Specklinia llamachoi*** (Luer) Luer, Monogr. Syst. Bot. Missouri Bot. Gard. 95: 261. 2004. \*  
BASIONYM: *Pleurothallis llamachoi* Luer, Lindleyana 13: 146. 1998.  
*Muscarella llamachoi* (Luer) Luer, Monogr. Syst. Bot. Missouri Bot. Gard. 105: 109. 2006.  
Type: Cuba: Holguín, Mayarí, Sierra de Nipe, *C. Luer et al. 18631* (holotype HAJB!).  
SPECIMENS STUDIED: HAJB!: *Bisse et al. 52964*; HAC!: *Alain et al. 7867*.
- Specklinia longilabris*** (Lindl.) Luer, Monogr. Syst. Bot. Missouri Bot. Gard. 95: 261. 2004. \*  
BASIONYM: *Pleurothallis longilabris* Lindl., Ann. Mag. Nat. Hist., ser. 3, 1: 328. 1858.  
*Muscarella longilabris* (Lindl.) Luer, Monogr. Syst. Bot. Missouri Bot. Gard. 105: 110. 2006.  
Type: Cuba: Oriente, *C. Wright 651 in part* (K-L).  
SPECIMENS STUDIED: HAJB!: *Bisse et al. 53396*; HAC!: *Alain et al. 5463*.
- Specklinia mucronata*** (Lindl. ex Cogn.) Luer, Monogr. Syst. Bot. Missouri Bot. Gard. 95: 262. 2004. \*  
BASIONYM: *Pleurothallis mucronata* Lindl. ex Griseb., in I.Urban, Symb. Antill. 6: 424. 1909.  
Type: Cuba: Prov. Guantánamo, near Monte Verde, *C. Wright 1504* (BR).  
SPECIMENS STUDIED: HAJB!: *Alvarez et al. 57350-A*; HAC!: *Alain et al. 7195*.
- Specklinia obliquipetala*** (Acuña & C.Schweinf.) Luer, Monogr. Syst. Bot. Missouri Bot. Gard. 95: 262. 2004. \*  
BASIONYM: *Pleurothallis obliquipetala* Acuña & C.Schweinf., Bot. Mus. Leaflet. 6: 3 1938.  
*Trichosalpinx acunae* (Acuña & C.Schweinf.) Luer, Phytologia 54: 394. 1983.  
Type: Cuba: Prov. Santiago de Cuba, Pico Turquino, *Acuña 9540* (holotype AMES).  
SPECIMEN STUDIED: HAC!: *Acuña 10567*.
- Specklinia schaferei*** (Ames) Luer, Monogr. Syst. Bot. Missouri Bot. Gard. 95: 263. 2004.  
BASIONYM: *Pleurothallis schaferei* Ames, Orchidaceae 7: 119. 1922.  
Type: Cuba: Prov. Holguín, Sierra de Nipe, near Woodfred, *J. A. Schafer 3441* (lectotype AMES).

- Pleurothallis bipapularis* Dod, Moscosoa 1: 52. 1976.
- Specklinia bipapularis* (Dod) Luer, Monogr. Syst. Bot. Missouri Bot. Gard. 95: 259. 2004.
- Type: Bayaguana, República Dominicana, Prov. Monte Plata, La Lechuzza, Pilancón, Bayaguana, *Dod 504* (Holotype JSD; isotypes AMES, SEL, NY).
- Pleurothallis haitiensis* Dod, Moscosoa 3: 113. 1984.
- Specklinia haitiensis* (Dod) Pridgeon & M.W.Chase, Lindleyana 16: 258. 2001.
- Type: Haiti: Massif de la Hotte, Les Cayes, *Dod 890* (holotype JBSD; isotypes AMES, MO, NY, US).
- SPECIMEN STUDIED: HAJB!: *Bisse et al. 49283*.
- Specklinia tribuloides*** (Sw.) Pridgeon & M.W.Chase, Lindleyana 16: 259. 2001.
- BASIONYM: *Epidendrum tribuloides* Sw., Prodr. Veg. Ind. Occ. 123. 1788.
- Dendrobium tribuloides* (Sw.) Sw., Nova Acta Regiae Soc. Sci. Upsal. 6: 83. 1799.
- Cymbidium tribuloides* (Sw.) Spreng., Syst. Veg., ed. 16, 3: 721. 1826.
- Pleurothallis tribuloides* (Sw.) Lindl., Gen. Sp. Orchid. Pl. 6. 1830.
- Criptophoranthus tribuloides* (Sw.) H.Dietr., Revista Jard. Bot. Nac. Univ. Habana 5: 48. 1984.
- Tribulago tribuloides* (Sw.) Luer, Monogr. Syst. Bot. Missouri Bot. Gard. 95: 265. 2004.
- Type: Jamaica: *O. Swartz s.n.* (lectotype BM).
- SPECIMENS STUDIED: HUJB!: *Luis et al. 3111*; HOS!: *collector unknown 129*; flowers in spirit: *collector unknown 053*.
- Specklinia trichyphs*** (Rchb.f.) Luer, Monogr. Syst. Bot. Missouri Bot. Gard. 95: 264. 2004. \*
- BASIONYM: *Pleurothallis trichyphs* Rchb.f., Flora 48: 276. 1866.
- Type: Cuba: 1860-1864, *C. Wright 3345* (holotype K).
- SPECIMEN STUDIED: HAJB!: *Bisse et al. 52961*.
- Specklinia wrightii*** (Rchb.f.) Luer, Monogr. Syst. Bot. Missouri Bot. Gard. 95: 265. 2004.\*
- BASIONYM: *Pleurothallis wrightii* Rchb.f., Flora 48: 276. 1865.
- Type: Cuba: Prov. Guantánamo, near Monte Verde, *C. Wright 1509* (W).
- Pleurothallis richteri* H.Dietr., Orchidee 35: 223. 1984.
- Type: Cuba: Prov. Guantánamo: Baracoa, Vega de la Palma, around Río Duaba, *Bisse et al. s.n.* (holotype HAJB!).
- SPECIMEN STUDIED: HAJB!: *Alvarez et al. 56347*.
- SPIRANTHES** L. C. Richard
- Spiranthes torta*** (Thunb.) Garay & H.R.Sweet, in R.A.Howard, Fl. Lesser Antilles, Orchid. (1): 77. 1974.
- BASIONYM: *Ophrys torta* Thunb., Mus. Nat. Acad. Ups. 9: 136. 1791.
- Type: Jamaica: *Swartz s.n.* (holotype UPS).
- Neottia tortilis* Sw., Kongl. Vetensk. Acad. Handl. 21: 226. 1800.
- Spiranthes tortilis* (Sw.) L.C.Rich., Orch. Europ. Ann. 37. 1817
- Type: Jamaica, *Swartz s.n.* (BM).
- Satyrium spirale* Sw., Prodr. Veg. Ind. Occ. 118. 1788.
- Triorchis spiralis* (Sw.) House, Amer. Midl. Naturalist 6: 206. 1920.
- Type: Jamaica: *Swartz s.n.* (BM).
- SPECIMENS STUDIED: HUJB!: *Urquiola et al. 3377*; HUCLV!: *Expedición Botánica "J. Bisse" 2186*; HOS!: *Pérez et al. 089*.
- STELIS** Swartz
- Stelis antillensis*** Pridgeon & M.W.Chase, Lindleyana 17: 98. 2002.
- Pleurothallis domingensis* Cogn., in I.Urban, Symb. Antill. 6: 402. 1909.
- Stelis domingensis* (Cogn.) Pridgeon & M.W.Chase, Lindleyana 16: 262. 2001.
- Crocodeilanthe domingensis* (Cogn.) Luer, Monogr. Syst. Bot. Missouri Bot. Gard. 95: 256. 2004.
- Type: Dominican Republic: Prov. La Vega, Valle Nuevo, *Eggers 2176* (holotype BR).
- SPECIMEN STUDIED: HAJB!: *Lippold 16133*.
- Stelis cubensis*** Schltr., in I.Urban, Symb. Antill. 9: 60. 1923.\*
- Type: Cuba: Prov. Santiago de Cuba, Sierra Maestra, Loma de Regino, near Pico Turquino, *E. L. Ekman 5407* (holotype S).
- SPECIMEN STUDIED: HAC!: *Acuña 15082*.

*Stelis ekmanii* Schltr., in I.Urban, Symb. Antill. 9: 60. 1923.\*

Type: Cuba: Prov. Holguín, Sierra de Nipe, Loma Mensura, *E. L. Ekman 3187* (holotype S).

SPECIMEN STUDIED: HAJB!: *Bisse et al. 40293*.

*Stelis gelida* (Lindl.) Pridgeon & M.W.Chase, Lindleyana 16: 263. 2001.

BASIONYM: *Pleurothallis gelida* Lindl., Edward's Bot. Reg. 27 (Misc.): 91. 1841.

*Humboltia gelida* (Lindl.) Kuntze, Revis. Gen. Pl. 2: 667. 1891.

*Specklinia gelida* (Lindl.) Luer, Monogr. Syst. Bot. Missouri Bot. Gard. 95: 260. 2004.

Type: Jamaica: *Loddiges s.n.* (holotype K-L).

*Pleurothallis univaginata* Lindl., Ann. Mag. Nat. Hist., ser. 3, 1: 326. 1858.

*Humboltia univaginata* (Lindl.) Kuntze, Revis. Gen. Pl. 2: 668. 1891.

Type: Cuba: Prov. Guantánamo: near Monte Verde, 1856-57, *C. Wright 656* (holotype K-L).

SPECIMENS STUDIED: HAJB!: *Arias et al. 60050*; HAC!: *Alain 7172*; HOS!: *Bocourt et al. 151*; flowers in spirit: *Bocourt et al. 083*.

*Stelis multirostris* Pridgeon & M.W.Chase, Lindleyana 17: 100. 2002.

BASIONYM: *Pleurothallis multirostris* Rchb.f., Linnaea 41: 49. 1876.

Type: Jamaica: no collector indicated (holotype K).

*Pleurothallis oblongifolia* Lindl., Bot. Mag. 2: 355. (1836) 1837.

*Stelis oblongifolia* (Lindl.) Pridgeon & M.W.Chase, Lindleyana 16: 265. 2001, non *Stelis oblongifolia* Lindl. 1858.

*Dracontia oblongifolia* (Lindl.) Luer, Monogr. Syst. Bot. Missouri Bot. Gard. 95: 257. 2004.

Type: Jamaica: *Loddiges s.n.* (holotype K-L).

*Epidendrum racemiflorum* Sw., Prodr. Veg. Ind. Occ. 125. 1788.

*Dendrobium racemiflorum* (Sw.) Sw., Nova Acta Regiae Soc. Sci. Upsal. 6: 83. 1799.

*Pleurothallis racemiflora* Lindl. ex Hook., Exot. Fl. 2: t. 123. 1825 (1824).

Type: Jamaica, *Swartz s.n.* (lectotype BM).

*Pleurothallis tricostata* Cogn., in I.Urban, Symb. Antill. 7: 175. 1912.

Type: Dominican Republic: Prov. La Vega, Constanza: epiphytic in forest near Constanza,

*H. von Türckheim 3481* (holotype B, destroyed).

SPECIMENS STUDIED: HAJB!: *Bisse 42262*; HOS!: *Pérez & Bocourt 130*; flowers in spirit: *Pérez & Bocourt 055*.

**STENORRHYNCHOS** L. C. Richard ex Sprengel

*Stenorhynchos speciosum* (Jacq.) L.C.Rich. ex Spreng., Mem. Mus. Hist. Nat. 4: 59. 1818.

BASIONYM: *Neottia speciosa* Jacq., Collectanea 3: 174. 1791.

*Serapias speciosa* (Jacq.) Gmel., Syst. Nat., ed. 13, 59. 1791.

*Ibidium speciosum* (Jacq.) Salisb., Trans. Hort. Soc. London 1: 291. 1812.

*Spiranthes speciosa* (Jacq.) A.Rich., in R.de la Sagra, Hist. Fis. Cuba Bot. 11: 252. 1850.

*Gyrostachys speciosa* (Jacq.) Kuntze, Revis. Gen. Pl. 664. 1891.

Type: *Jacquin s.n.* (holotype W).

SPECIMEN STUDIED: HUJB!: *Urquiola et al. 1045*.

**SUDAMERLYCASTE** Archila

*Sudamerlycaste pegueroi* Archila, Moscosoa 17: 23. 2011.

Type: Rep. Dominicana: Cordillera septentrional, Prov. Hermanas Mirabal, Municipio de Salcedo, La Jibara, Holotype JBSD: *Rodríguez et al. 463*.

SPECIMEN STUDIED: HAC!: *Alain 18640*.

Previously assumed to be *S. barringtoniae* (a species which Ackerman consider to be endemic to Jamaica), the most obvious characteristic that distinguishes the two species is the length of the scape (Ackerman, 2014).

**TETRAMICRA** Lindley

*Tetramicra ekmanii* Mansf., Ark. Bot. 20A (15): 17. 1926.

Type: Haiti: Dept. d'Artibonite, Ennery, *E. L. Ekman H 2474* (holotype S?; K?).

*Tetramicra montecristensis* H.Dietr., Orchidee 35: 192. 1984.

Type: Cuba: Prov. Guantánamo, Mun. Yateras, Pinar de Monte Cristi, *J. Bisse et al.* (holotype HAJB!).

***Tetramicra malpighiarum*** J.A.Hern. & M.A.Díaz,  
Harvard Pap. Bot. 5: 189. 2000.\*

Type: Cuba: Prov. Granma, El Guafe, Cabo Cruz,  
Jun 1996, *J. A. Hernández 41199* (holotype HAC!).

***Tetramicra parviflora*** Lindl. ex Griseb., Fl. Brit. W.  
I. 622. 1864.

Type: Jamaica: *MacFayden s.n.* (holotype K).

BASIONYM: *Bletia parviflora* Rchb.f., Ann. Bot.  
Syst. 6: 439. 1862.

Type: Jamaica, *D. Morris s.n.* (holotype K).

*Bletia schoeniana* Rchb.f., Ann. Bot. Syst. 6: 439. 1862.

*Tetramicra schoeniana* (Rchb.f.) Rolfe, Gard.  
Chron., ser. 3, 6: 623. 1889.

Type: Dominican Republic, *Schomburgk 36*  
(holotype K-L).

*Tetramicra urbaniana* Cogn., in I.Urban, Symb.  
Antill. 6: 551. 1910.

Type: Bahamas: New Providence, *Curtiss 145*  
(holotype BM).

SPECIMENS STUDIED: HAJB!: *Bisse 21562*; HUJB!:  
*Urquiola et al. 6152*.

***Tetramicra riparia*** Á.Vale, Sánchez-Abad &  
L.Navarro, Syst. Bot. 37(4): 883-892. 2012.\*

Type: Cuba: Guantánamo: Baracoa, orillas del río  
Báez, Mina Amores. Febrero/2010. Á. Vale, N.L.  
Sánchez-Abad & J.A. Rodríguez, *AVG 2010-04*  
(Holotype: HAC, Isotypes: BSC, M, SANT).

***Tetramicra simplex*** Ames, Schedul. Orchid. 6: 77.  
1923.\*

Type: Cuba: Mun. Isla de la Juventud, near Los  
Indios, *O. E. Jennings 644* (NY).

Specimen studied: HAC!: *Killip 7459*.

***Tetramicra tenera*** Griseb. ex Benth., J. Linn. Soc.,  
Botany 18: 314. 1881.\*

BASIONYM: *Bletia tenera* A.Rich., in R.de la Sagra,  
Hist. Fis. Cuba Bot. 11: 242, t. 83. 1850.

*Tetramicra eulophiae* (Rchb.f.) Rchb.f. ex Griseb.,  
Cat. Pl. Cub. 264. 1866.

Type: Cuba, *C. Wright 3334* (holotype W).

*Tetramicra erosa* Carabia, Mem. Soc. Cub. Hist.  
Nat. "Felipe Poey" 7: 143. 1943.

Type: Cuba: Prov. Santiago de Cuba, *Sagra s.n.*  
(holotype P).

SPECIMENS STUDIED: HAJB!: *Moreno 68455*; HAC!:  
*León 7454*; HUJB!: *Urquiola et al. 524*; HOS!:  
*Mújica & Elaine 204*; flowers in spirit: *collector*  
*unknown 109*.

## TOLUMNIA Rafinesque

***Tolumnia acunae*** (M.A.Díaz) Nir, Orchid. Antill.  
373. 2000.\*

*Tolumnia tuerckheimii* subsp. *acunae* M.A.Díaz,  
Revista Jard. Bot. Nac. Univ. Habana 8(2): 18.  
1987.

Type: Cuba: Prov. Guantánamo, Imías, Sierra de  
Imías, camino entre Tres Piedras y la María, *J.*  
*Bisse et al.* (holotype HAJB!).

***Tolumnia calochila*** (Cogn.) Braem, Orchidee 37: 58.  
1986.

BASIONYM: *Oncidium calochilum* Cogn., in I.Urban,  
Symb. Antill. 6: 660. 1910.

Type: Dominican Republic: Prov. Santiago, Llano  
Rafael, *Eggers 1927* (holotype BR).

SPECIMENS STUDIED: HAJB!: *Gutiérrez et al. 68166*;  
HUCLV!: *Sotomayor 3868*.

***Tolumnia guibertiana*** (A.Rich.) Braem, Orchidee 37:  
58. 1986.\*

BASIONYM: *Oncidium guibertianum* A.Rich., in  
R.de la Sagra, Hist. Fis. Cuba Bot. 11: 244. 1850.

*Tolumnia lemoniana* subsp. *guibertiana* (A.Rich.)  
Braem, Schlechteriana 1: 40. 1990.

Type: Cuba, *Guibert s.n.* (holotype P).

SPECIMENS STUDIED: HAJB!: *Bisse et al. 46435*;  
HOS!: *Pérez et al 099*; flowers in spirit: *Pérez &*  
*Bocourt 003*.

***Tolumnia gundlachii*** (C.Wright ex Griseb.)  
N.H.Williams & Ackerman, Orchids (West Palm  
Beach) 76: 857. 2007.

BASIONYM: *Oncidium gundlachii* C.Wright ex  
Griseb., Cat. Pl. Cub. 266. 1866.

*Antillanorchis gundlachii* (C.Wright ex Griseb.)  
Garay, Bradea 1: 423. 1974.

Type: Cuba: near Hanábana, *Gundlach s.n.*  
(holotype GOET).

*Rodrigueziopsis antillensis* Withner, Amer. Orchid  
Soc. Bull. 40: 876. 1971.

Type: Dominican Republic: Prov. Pedernales,  
Baoruco Mountains, Hoya de Pelempito, E of  
Aceitillar, *A. H. Liogier 16724* (holotype NY).

SPECIMENS STUDIED: We did not find any specimens  
in the reviewed Cuban herbaria.

The type comes from Hanábana, locality that Sauget  
& Barbier (1946) attribute to Matanzas province. In  
that province we can find with that name only a river



that is in lowlands. Ackerman (pers. comm. 2010) suspects that this is an erroneous record because in the Dominican Republic this is a high elevation species, unlike Matanzas.

***Tolumnia hawkesiana*** (Moir) Braem, *Orchidee* 37: 59. 1986. \*

BASIONYM: *Oncidium hawkesianum* Moir, *Phytologia* 15: 7. 1967.

Type: Cuba: Prov. Holguín, northern coast, *Moir s.n.* (holotype AMES).

SPECIMENS STUDIED: We did not find any specimens in the reviewed Cuban herbaria. This species is based on a plant collected from somewhere along the north coast of the old Oriente Province, presumably the current Province of Holguín (Ackerman, 2014).

***Tolumnia lemoniana*** (Lindl.) Braem, *Orchidee* 37: 58. 1986. \*

BASIONYM: *Oncidium lemonianum* Lindl., *Bot. Reg.* 21: t. 1789. 1835.

Type: Cuba, imported by Capt. Sutton and grown by Sir Charles Lemon (holotype original painting of t. 1789, K-L).

SPECIMENS STUDIED: HOS!: *Pérez et al.* 123; flowers in spirit: *Pérez et al.* 043.

***Tolumnia lucayana*** (Nash) Braem, *Orchidee* 37: 58. 1986.

BASIONYM: *Oncidium lucayanum* Nash, in N.L. Britton & C.F. Millspaugh, *Bahama Fl.* 98. 1920.

Type: Bahamas: Andros, Fresh Creek, *J. I. and A. R. Northrop 647* (holotype NY).

*Oncidium lyratum* Withner, *Amer. Orchid Soc. Bull.* 36: 400. 1967.

*Tolumnia lyrata* (Withner) Braem, *Orchidee* 37: 58. 1986.

Type: Cuba: Isle of Pines, *W. Stimson s.n.* (holotype AMES).

*Oncidium moirianum* Osment, *Flor. Orch.* 15: 147. 1972.

*Tolumnia moiriana* (Osment) Braem, *Orchidee* 37: 58. 1986.

Type: Cuba: Prov. Guantánamo, US Navy Base, *W. W. G. Moir s.n.* (holotype AMES).

SPECIMENS STUDIED: We did not find any specimens in the reviewed Cuban herbaria.

***Tolumnia sylvestris*** (Lindl.) Braem, *Orchidee* 37: 59. 1986. \*

BASIONYM: *Oncidium sylvestre* Lindl., *Ann. Mag. Nat. Hist.*, ser. 3, 1: 332. 1858.

*Oncidium variegatum* subsp. *sylvestre* (Lindl.) Withner, *Orchid Digest* 44: 93. 1980.

Type: Cuba: “Oriente”, 1856-1857, *C. Wright 670* (holotype K-L).

SPECIMEN STUDIED: HOS!: *Cabrera 013*.

***Tolumnia usneoides*** (Lindl.) Braem, *Orchidee* 37: 59. 1986. \*

BASIONYM: *Oncidium usneoides* Lindl., *Ann. Mag. Nat. Hist.*, ser. 3, 1: 33. 1858.

Type: Cuba: Prov. Guantánamo, Monte Verde, *C. Wright 669* (holotype K-L).

SPECIMENS STUDIED: We did not find any specimens in the revised Cuban herbaria.

***Tolumnia variegata*** (Sw.) Braem, *Orchidee* 37: 59. 1986.

BASIONYM: *Epidendrum variegatum* Sw., *Prodr. Veg. Ind. Occ.* 122. 1788.

*Cymbidium variegatum* (Sw.) Sw., *Nova Acta Regiae Soc. Sci. Upsal.* 6: 74. 1799.

*Oncidium variegatum* (Sw.) Sw., *Kongl. Vetensk. Acad. Handl.* 21: 240. 1800.

Type: Haiti, “Santo Domingo”: *Swartz s.n.* (BM). *Epidendrum carinatum* Vahl, in H. West, *Bidr. Beskr. Ste Croix* 303. 1793.

Type: United States Virgin Islands: St. Croix (holotype ?).

*Oncidium velutinum* Lindl. & Paxton, in Paxton’s *Flower Garden* 1: 166. 1851.

*Tolumnia velutina* (Lindl. & Paxton) Braem, *Orchidee* 37: 58. 1986.

Type: Cuba: Santiago de Cuba, 1844, *J. Linden 1759* (holotype K-L).

*Oncidium leiboldii* Rchb.f., in W.G. Walpers, *Ann. Bot. Syst.* 6: 718. 1863.

*Tolumnia leiboldii* (Rchb.f.) Braem, *Orchidee* 37: 58. 1986.

Type: Cuba: *Wright 668* (W).

*Oncidium caymanense* Moir, *Phytologia* 17: 427. 1968.

*Tolumnia caymanensis* (Moir) Braem, *Orchidee* 37: 58. 1986.

Type: Cayman Islands: Grand Cayman, *Moir s.n.* (holotype AMES).

*Tolumnia borinquensis* Saulea & Ragan, *Orchid Digest* 60: 183. 1996.

Type: Puerto Rico, Lago Tortuguero, 2.3 km NE of Manatí, *Sauleda et al. 6835* (holotype NY).  
SPECIMENS STUDIED: HUSB!: *Urquiola 538*; HOS!: *Martínez et al. 121*.

#### TRICHOCENTRUM Poeppig & Endlicher

*Trichocentrum undulatum* (Sw.) Ackerman & M.W.Chase, *Lindleyana* 16: 225. 2001.

BASIONYM: *Epidendrum undulatum* Sw., *Prodr. Veg. Ind. Occ.* 122. 1788.

*Cymbidium undulatum* (Sw.) Sw., *Nova Acta Regiae Soc. Sci. Upsal.* 6: 74. 1799.

*Oncidium undulatum* (Sw.) Salisb., *Trans. Hort. Soc. London* 1: 295. 1812.

Type: Jamaica, *Swartz s.n.* (S).

*Epidendrum maculatum* Aubl., *Hist. Plant. Guian. Franc.* 2: 825. 1775.

*Oncidium maculatum* (Aubl.) Urb., *Repert. Spec. Nov. Regni Veg.* 15: 306. 1918.

*Lophiaris maculata* (Aubl.) Ackerman, *Lindleyana* 15: 89-95. 2000.

*Trichocentrum maculatum* (Aubl.) M.W.Chase & N.H.Wms., *Lindleyana* 16: 218-219. 2001.

Type: Plumier, *Plantarum Americanarum* t. 178, fig. 2. 1758 (holotype. the original Burmann plate, reproduction).

SPECIMENS STUDIED: HUSB!: *Bisse et al. 15060*; HOS!: *Mújica & Elaine 194*; flowers in spirit: *Martínez 002*.

#### TRICHOPILIA Lindley

*Trichopilia fragrans* (Lindl.) Rchb.f., *Hamburger Garten-Blumenzeitung* 14: 229. 1858.

BASIONYM: *Pilumna fragrans* Lindl., *Edward's Bot. Reg.* 30 (Misc.): 74. 1844.

Type: Colombia: near Popayan, *Hartweg s.n.* (holotype K-L).

*Trichopilia backhousiana* Rchb.f., *Gard. Chron.* 1: 816. 1876.

Type: New Grenada, *Backhouse s.n.* (holotype W).

SPECIMENS STUDIED: HUSB!: *Alvarez 64023*; HAC!: *Acuña 10066*.

*Trichopilia subulata* (Sw.) Rchb.f., *Flora* 48: 278. 1865.

BASIONYM: *Epidendrum subulatum* Sw., *Prodr. Veg. Ind. Occ.* 123. 1788.

*Cymbidium subulatum* (Sw.) Sw., *Nova Acta Regiae Soc. Sci. Upsal.* 4: 73. 1799.

*Leucohyle subulata* (Sw.) Schltr., *Orchideen Beschreib. Kult. Zucht.* 469. 1914.

Type: Jamaica: *Swartz s.n.* (S).

*Trichopilia jamaicensis* Fawc. & Rendle, *J. Bot.* 48: 107. 1910.

*Leucohyle jamaicensis* (Fawc. & Rendle) Schltr., *Orchideen Beschreib. Kult. Zucht.* 469. 1914.

Type: Jamaica: Parish St. Thomas, Mansfield, near Bath, *Harris 7697* (holotype BM).

SPECIMEN STUDIED: HAC!: *Acuña 9795*.

#### TRICHOSALPINX Luer

*Trichosalpinx dura* (Lindl.) Luer, *Phytologia* 54: 395. 1983.

BASIONYM: *Pleurothallis dura* Lindl., *Fol. Orchid.* 9: 32. 1859.

*Humboltia dura* (Lindl.) Kuntze, *Revis. Gen. Pl.* 2: 667. 1891.

Type: Ecuador: forests of the Andes, *W. Jameson s.n.* (holotype K).

*Pleurothallis foliata* Griseb., *Fl. Brit. W. I.* 610. 1864.

*Humboltia foliata* (Griseb.) Kuntze, *Revis. Gen. Pl.* 2: 667. 1891.

*Trichosalpinx foliata* (Griseb.) Luer, *Phytologia* 54: 395. 1983.

Type: Jamaica: 1857, *Mr. Wilson 160* (lectotype K).

SPECIMENS STUDIED: HUSB!: *Alain et al. 5452*; HOS!: *Bocourt et al. 163*.

*Trichosalpinx memor* (Rchb.f.) Luer, *Phytologia* 54: 396. 1983.

BASIONYM: *Pleurothallis memor* Rchb.f., *Bonplandia* 4: 330. 1856.

*Humboltia memor* (Rchb.f.) Kuntze, *Revis. Gen. Pl.* 2: 668. 1891.

Type: Colombia?, without collection data, *Forkel s.n.* (holotype W).

SPECIMENS STUDIED: We did not find any specimens in the reviewed Cuban herbaria. Reported for Guantánamo (Macizo de Sagua-Baracoa), Sancti Spiritus (Alturas de Trinidad), and Santiago de Cuba (Sierra Maestra) provinces (Ackerman, 2014).

## TRIPHORA Nuttall

*Triphora gentianoides* (Sw.) Nutt. ex Ames & Schltr., in O.Ames, *Orchidaceae* 7: 5. 1922.

BASIONYM: *Limodorum gentianoides* Sw., *Prodr. Veg. Ind. Occ.* 119. 1788.

*Arethusa gentianoides* (Sw.) Sw., *Fl. Ind. Occid.* 3: 1436. 1806.

*Pogonia gentianoides* (Sw.) Spreng., *Syst. Veg.* 3: 706. 1826.

Type: Jamaica: Swartz *s.n.* (lectotype BM).

*Pogonia cubensis* Rchb.f., *Ned. Kruidk. Arch.* 4: 322. 1859.

*Triphora cubensis* (Rchb.f.) Ames, *Schedul. Orchid.* 7: 35. 1924.

Type: Cuba: Poeppig *s.n.* (holotype W).

SPECIMEN STUDIED: HAC!: *Casas de Almeida 15561*.

*Triphora miserrima* (Cogn.) Acuña, *Bol. Estación Exp. Agron. Santiago de las Vegas* 60: 18. 1938 [1939].

BASIONYM: *Pogonia miserrima* Cogn., in I.Urban, *Symb. Antill.* 6: 316. 1909.

Type: Cuba: Prov. Villa Clara, between La Magdalena and Cayamas, *Baker 4943* (holotype ?).

SPECIMENS STUDIED: We did not find any specimens in the revised Cuban herbaria.

*Triphora surinamensis* (Lindl. ex Benth.) Britton, in N.L.Britton & P.Wilson, *Sci. Surv. Porto Rico & Virg. Isl.* 5(2): 184. 1924.

BASIONYM: *Pogonia surinamensis* Lindl. ex Benth., *London J. Bot.* 2: 674. 1843.

Type: Guyana: Berbice River, Christmas Catarats, *Schomburgk s.n.* (holotype K).

*Triphora duckei* Schltr., *Beih. Bot. Centralbl.*, Abt. 2, 42(2): 75. 1925.

Type: Brazil: Amazonas, Lake Salgado, Río Trombetes, Feb 1918, *A. Ducke 16987* (holotype B, destroyed).

SPECIMEN STUDIED: HAC: *Llamacho 42100*.

## TROPIDIA Lindley

*Tropidia polystachya* (Sw.) Ames, *Orchidaceae* 2: 262. 1908.

BASIONYM: *Serapias polystachya* Sw., *Prodr. Veg. Ind. Occ.* 119. 1788.

*Neottia polystachya* (Sw.) Sw., *Fl. Ind. Occid.* 3: 1415. 1806.

*Stenorrhynchos polystachyon* (Sw.) Spreng., *Syst.*

*Veg.* 3: 710. 1826.

*Tomotris polystachya* (Sw.) Raf., *Fl. Tellur.* 2: 89. 1837.

*Chloidia polystachya* (Sw.) Rchb.f., in W.G.Walpers, *Ann. Bot. Syst.* 6: 644. 1863.

*Corymborkis polystachya* (Sw.) Kuntze, *Revis. Gen. Pl.* 658. 1891.

*Corymbis polystachya* (Sw.) Benth. ex Fawc., *Prov. List Ind. Nat. Flow. Pl. Jam.* 40. 1893.

Type: Jamaica, mountains of Clarendon, Swartz *s.n.* (lectotype BM).

SPECIMENS STUDIED: HUSB!: *Luis et al. 4053*; HOS!: *Mújica & Elaine 211*.

## VANILLA Plumier ex Miller

*Vanilla bakeri* Schltr., *Repert. Spec. Nov. Regni Veg.* 8: 561 (1910). \*

Type: Cuba: Cojimar, Havana province, *Baker 5127* (holotype B, destroyed; isotypes HAC, NY).

The holotype of *V. bakeri* was destroyed at B; a duplicate is housed at HAC, but it has only fruits. *Vanilla bakeri* appears to be closely related to *V. barbellata*, from which it differs by the smaller flowers and a cluster of 1mm long fleshy hairs on the midlobe of the labellum. Nir (2000) recorded the existence of an isotype at NY (flowers in spirit), from which he made a drawing of the flower. Soto Arenas & Cribb (2010) were unable to see flowering material of *V. bakeri*, and the lectotype they designated was a plant in fruit. They speculated that the original description was based on immature flowers so they regarded *V. bakeri* to be a synonym of *V. barbellata*. They were apparently unaware of the alcohol-preserved specimen at NY (Ackerman, 2014).

*Vanilla barbellata* Rchb.f., *Flora* 48: 274 (1865).

Type: Cuba: *C. Wright 3352*, (holotype K).

*Vanilla articulata* Northr., *Mem. Torrey Bot. Club* 12: 31 (1902).

Type: Bahamas: Andros, Deep Creek, Jun 1890, *J. I. Northrop & A. R. Northrop 545* (not located).

SPECIMENS STUDIED: HUSB!: *Bisse et al. 53822*; HAC!: *Acuña et al. 16205*.

*Vanilla bicolor* Lindl., *Edward's Bot. Reg.* 24 (Misc.): 37 (1838).

Type: Guyana, Demerara, watercolor painting of *Schomburgk ex Hort. Loddiges s.n.* (lectotype K-L).

- Vanilla wrightii* Rchb.f., Flora 48: 273 (1865).  
*Vanilla gratioiosa* Griseb., Cat. Pl. Cub. 267. 1866.  
 Type: Cuba: *C. Wright 672* (holotype K).  
 SPECIMENS STUDIED: HUJB!: *Urquiola et al. 6316, 6310-A & 6310-B*.
- Vanilla claviculata*** (W.Wright) Sw., Nova Acta Regiae Soc. Sci. Upsal. 6: 66 (1799).  
 BASIONYM: *Epidendrum claviculatum* W.Wright, in London Med. J. 8(3): 254 (1787).  
 Type: Jamaica: *Swartz s.n.* (holotype BM).  
 SPECIMEN STUDIED: HAC!: *León 19346*.
- Vanilla dilloniana*** Correll, Amer. Orchid Soc. Bull.15(7): 331 (1946).  
 Type: United States of America: Florida, Dade County, Brickell Hammock, *Humes s.n.* (holotype AMES).  
 SPECIMENS STUDIED: HAJB!: *Berazain 66142*; HAC!: *Cano & Herrera 34798*.
- Vanilla mexicana*** Mill., Gard. Dict., ed. 8, No.1 (1768).  
 Type: Haiti, *Plumier s. n.* (holotype Plumier's original drawing at P; reproduced in Plumier, Nov. Pl. Amer. Genera 25, pl. 28, 1703).  
*Epidendrum vanilla* L., Sp. Pl., ed. 1, 2: 952 (1753).  
*Vanilla aromatica* Sw., Nova Acta Regiae Soc. Sci. Upsal. 6: 66 (1799).  
*Vanilla vanilla* (L.) Huth, in Helios 11(9): 136 (1893).  
*Vanilla vanilla* (L.) Britton, in Britton & Wilson, Sci. Surv. Porto Rico and Virg. Isl. 5: 185 (1924).  
 Type: "*Volubilis siliquosa plantaginis folio*" (lectotype [Cribb in Cafferty & Jarvis, 1999], p. 47, Catesby, Natural History of Carolina, Florida and the Bahama Islands 2: app. t. 7. 1747).  
*Vanilla inodora* Schiede, Linnaea 4: 574 (1829).  
 Type: Mexico, *Schiede & Deppe s.n.* (holotype BM).  
*Vanilla anaromatica* Griseb., Fl. Brit. W. I. 638 (1864).  
 Type: Jamaica, Based upon Plumier, Ed. Burm., t. 188.  
 SPECIMENS STUDIED: HUJB!: *Urquiola et al. 5275*; HOS!: *Bocourt et al. 080*.
- Vanilla palmarum*** Salzmann ex Lindl., Gen. Spec. Orch. Pl. 436. 1840. \*
- Type: Brazil: Bahia, *Salzmann s.n.* (holotype K).  
*Vanilla savannarum* Britt., Mem. Torr. Club. 6: 61. 1920.  
 Type: Cuba: near Camagüey, *N. L. Britton et al. 13120* (holotype NY).  
 SPECIMENS STUDIED: HAJB!: *Dietrich et al. 66652*; HAC!: *Acuña 13492*.
- Vanilla phaeantha*** Rchb.f., Flora 48: 274 (1865).  
 Type: Cuba: San Cristóbal, *C. Wright 3351* (holotype K).  
*Vanilla planifolia* var. *macrantha* Griseb., Cat. Pl. Cub. 267 (1866).  
 SPECIMEN STUDIED: HAC!: *Alain 7501*.
- Vanilla poitaei*** Rchb.f., Linnaea 41: 66 (1876).  
 Type: Haiti: "Santo Domingo" *Poiteau s.n.* (holotype W).  
*Vanilla eggersii* Rolfe, J. Linn. Soc. Bot. 32: 472 (1896).  
 Type: Dominican Republic: "Llanos de Rafael, Santo Domingo", *Eggers 1958* (holotype K).  
*Vanilla correllii* Saulea & R.M.Adams, Brittonia 33(2): 192 (1981).  
 Type: Bahamas: Grand Bahama, Freeport Hammock off Coral Road, *Correll et al.* (holotype NY).  
 SPECIMEN STUDIED: HAC!: *Borhidi et al. 35473*.

#### WULLSCHLAEGELIA Reichenbach f.

- Wullschlaegelia aphylla*** (Sw.) Rchb.f., Bot. Zeitung 21: 131. 1863.  
 BASIONYM: *Cranichis aphylla* Sw., Prodr. Veg. Ind. Occ. 120. 1788.  
 Type: Jamaica: Mountains near Clarendon, *Swartz s.n.* (lectotype BM).  
 SPECIMEN STUDIED: HAC!: *Acuña 13052*.

#### XYLOBIUM Lindley

- Xylobium palmifolium*** (Sw.) Fawc., Prov. List. Pl. Jamaica 39. 1893.  
 BASIONYM: *Epidendrum palmifolium* Sw., Prodr. Veg. Ind. Occ. 123. 1788.  
*Dendrobium palmifolium* (Sw.) Sw., Nova Acta Regiae Soc. Sci. Upsal. 6: 82. 1799.  
*Colax palmifolius* (Sw.) Lindl. ex Spreng., Syst. Veg. 3: 727. 1826.  
*Maxillaria palmifolia* (Sw.) Lindl., Gen. Sp.

Orchid. Pl. 148. 1832.

Type: Jamaica: *Swartz s.n.* (lectotype BM).

*Maxillaria decolor* Lindl., Edward's Bot. Reg. 18: t. 1549. 1832.

*Xylobium decolor* (Lindl.) G.Nicholson, Illust.

Dict. Gard. 4: 225. 1887.

Type: (holotype K-L, without data).

SPECIMENS STUDIED: HAC!: *Alain 15165*.

According to Ackerman (2014) the Cuban specimens he observed annotated as *X. pallidiflorum* actually correspond to *X. palmifolium*.

#### ZEUXINE Lindley

*Zeuxine strateumatica* (L.) Schltr., Bot. Jharb. Syst. 45: 394. 1911.

BASEONYM: *Orchis strateumatica* L., Sp. Pl. 943. 1753.

*Neottia strateumatica* (L.) R.Br., Prodr. Fl. Nov. Holl. 319. 1810.

*Spiranthes strateumatica* (L.) Lindl., Bot. Reg. 10: 823. 1824.

*Adenostylis strateumatica* (L.) Ames, Orchidaceae 2: 58. 1908.

Type: Herb. P. Hermann 2: 35, No. 319 (lectotype BM).

SPECIMENS STUDIED: HAJB!: *Alvarez et al. 43502*; HOS!: *Bocourt 235*; flowers in spirit: *collector unknown 162*.

#### ZOOTROPHION Luer

*Zootrophion atropurpureum* (Lindl.) Luer, Selbyana 7: 80. 1982.

BASEONYM: *Specklinia atropurpurea* Lindl., Edward's Bot. Reg. 21, t. 1797. 1835.

*Pleurothallis atropurpurea* (Lindl.) Lindl., Edward's Bot. Reg. 28 (Misc.): 81. 1842.

*Cryptophoranthus atropurpureus* (Lindl.) Rolfe, Gard. Chron., ser. 3, 2: 693. 1887.

Type: Jamaica: cultivated at the Liverpool Botanical Garden (holotype K).

*Masdevallia fenestrata* Lindl. ex Hook., Bot. Mag. 71: t. 4164. 1845.

Type: Jamaica: *Purdie s.n.* (lectotype, Stenzel, 2007, p. 48, K).

SPECIMENS STUDIED: HAJB!: *Bisse et al. 39455*; HAC!: *Alain & Acuña 7556*.

#### EXCLUDED SPECIES

*Cranichis wagneri* Rehb.f., Linnaea 41: 19. 1876.

Recorded by Nir (2000) without specific location. The origin of this specimen is unknown, and its presence in Cuba cannot be confirmed (Ackerman, 2014).

*Encyclia guanahacabibensis* Saulea & Esperon, New World Orchid. Nomencl. Notes 7: 2. 2013 [30 Jun 2013].

Saulea and Esperón (2013) describe *Encyclia guanahacabibensis* based on a plant cultivated by William Osment allegedly collected in the Guanahacabibes Peninsula, Cuba, in the 1950s. Although we do not definitively deny the presence of this species in Guanahacabibes, it seems improbable that it had escaped collection until Osment came along, and continues to do so after, especially considering that this is a well-documented area. We prefer to be conservative and exclude the species from the list.

*Epidendrum vincentinum* Lindl., J. Bot. (Hooker) 3: 88. 1840.

Cuba: Prov. Santiago de Cuba; Cordillera de la Gran Piedra. Known from Cuba by only a single collection of C. Wright at K (!). We don't know about the presence of this species in Cuba.

*Epidendrum verrucosum* Sw., Nova Acta Regiae Soc. Sci. Upsal 6: 68. 1799.

Acuña's (1939) report of *E. verrucosum* in Cuba is not yet substantiated.

*Leochilus scriptus* (Scheidweiler) Rehb.f., Xenia Orch. 1(1): 15. 1854.

The presence of this species on the island is questionable; however, a Cuban herbarium specimen (*Bohmhoff s.n.*, AMES) has been recorded for La Soledad, near Santa Clara in 1903. Mark Chase (1986) quoted the observation of two sterile specimens of this species that differ vegetatively from *L. labiatus*. In 1946, León recorded it for Cuba based solely on a specimen deposited in AMES, possibly the same mentioned before. The authors have been unable to locate any specimen of this species in the reviewed

Cuban herbaria. Ackerman (2014) mentions that the specimens he observed were sterile and Chase's description was based on material collected outside of the Greater Antilles.

*Myrmecophila thomsoniana* var. *minor* (Strachan ex Fawc.) Dressler, *Orquideología* 22: 230. 2003.

Different authors recorded this species in Cuba, including Ackerman (2014). We suspect that the

specimens observed may be plants that escaped cultivation and later naturalized, although this has yet to be confirmed.

*Vanilla planifolia* Andrews, *Botanist's Repository* 8: t. 538. 1808.

Ackerman cites this species for Cuba guided by the report of E. Mújica, (pers. comm. 2005). This report was an erroneous identification of *V. phaeantha*.

**Final considerations.** It is conceivable that new species and natural hybrids will eventually be collected and described, especially within the highly diverse genera *Broughtonia*, *Encyclia*, *Lepanthes*, and *Pleurothallis*.

Recently, colonization by *Acampe rigida* (Buch.-Ham. ex Sm.) P.F.Hunt, *Cymbidium* sp., *Dendrobium crumenatum* Sw., and *Papilionanthe teres* (Roxb.) Schltr., was observed in close proximity to the Soroa Orchid Botanical Garden, suggesting that these species are capable of escaping cultivation without human assistance (Bocourt, pers. comm. 2015). Thus, it is plausible that these orchids will eventually become naturalized, adding to the total number.

According to Nir (2000), five additional orchid species are present on the neighboring islands of Jamaica and the Hispaniola that have yet to be reported in Cuba: *Cyclopogon bicolor* (Ker-Gawl.) Schltr., *Liparis cardiophylla* Ames, *Pseudocentrum minus* (Benth.) Hook., *Tetramicra pratensis* (Rchb.f.) Rolfe and *Vanilla pompona* Schiede. Due to the close proximity of these islands to Cuban archipelago, it would not be surprising to eventually encounter these species in Cuba

**ACKNOWLEDGEMENTS.** We sincerely thank our Cuban colleagues that offered their time, valuable information and excellent feedback: José L. Bocourt and Esther Liliam Santa Cruz Cabrera from the Soroa Orchid Botanical Garden, Maité Serguera from the Ferns Botanical Garden of Santiago de Cuba and Juan Miguel Díaz from the Institute of Meteorology of Pinar del Río. Also, to Aleli Morales, Curator of the collection of the section Orchidaceae at HAJB, Tomi González from the HAC and Enrique González Pendás from HUJB for the facilities granted for the revision of those herbaria and to our colleagues Aldo Luis Ramos, senior environmental manager from Ecovida, Gilberto Barrera, from the Museum of Natural History and my cousin and namesake Ernesto Mujica, from New York, for their revision and translations of this report. Without their help, we would not have been able to complete this work.

#### LITERATURE CITED

- Ackerman, J. D. (2012). Orchidaceae. In: G. R. Proctor (Ed.), *Flora of the Cayman Islands*, 2nd edition (pp. 187–214). Chicago: University of Chicago Press.
- Ackerman, J. D. (2014). *The orchid flora of the Greater Antilles*. New York: The New York Botanical Garden Press.
- Acuña Galé, J. (1938). Catálogo descriptivo de las orquídeas cubanas. *Boletín de la Estación Agronómica de Santiago de las Vegas*, 60, 1–221.
- Blanco, M. (2002). Notes on the natural history of *Cyclopogon obliquus* (Orchidaceae: Spiranthinae) in Costa Rica. *Lankesteriana*, 5, 3–8.
- Chase, M. W. (1986). A Monograph of *Leochilus* (Orchidaceae). *Systematic Botany Monographs*, 14, 1–97.
- Chase, M. W., Cameron, K. M., Feudenstein, J. V., Pridgeon, A. M., Salazar, G., Van den Berg, C. & Schuiteman, A. (2015). An updated classification of Orchidaceae. *Botanical Journal of the Linnean Society*, 177, 151–174.
- Cribb, P. J. & Ormerod, P. (1999). Notes on the Orchidaceae from the Pacific Islands. *Kew Bulletin*, 55, 231–236.
- Díaz, M. A. (1988). *Las orquídeas nativas de Cuba*. La Habana: Editorial Científico Técnica.

- Dietrich, H. (1984). Listado de especies de orquídeas cubanas y su distribución en la isla. *Revista del Jardín Botánico Nacional de La Habana*, 5(1), 32–51.
- Dietrich, H. & Stenzel, H. (2007). *Flora de la República de Cuba, Orchidaceae I-II*. Liechstein: A.R. Gantner Verlag.
- Fawcett, W. & Rendle, A. B. (1910). *Flora of Jamaica. Vol. 1, Orchidaceae*. London: British Museum.
- Garay, L. A. (1977). Systematic of the Pgyssurinae in the New World. *Bradea*, 2, 191–208.
- Garay, L. A. (1982). A generic revision of the Spiranthinae. *Botanical Museum Leaflets (Harvard University)*, 28, 277–425.
- Gloudon, A. & Tobisch, C. (1995). *Orchids of Jamaica*. Kingston: The Press University of The West Indies.
- León, H. (1946). Orquídeas. In: J. S. H. León & J. S. Sauget (Eds.), *Flora de Cuba. Vol. I*. La Habana: Museo de Historia Natural del Colegio La Salle.
- Llamacho Olmo, J. A. & Larramendi J. A. (2005). *Las orquídeas de Cuba*. España: Greta Editores.
- Martos, F., Johnson, S. D., Peter, C. I. & Bytebier, B. (2014). A molecular phylogeny reveals paraphyly of the large genus *Eulophia* (Orchidaceae): a case for the reinstatement of *Orthochilus*. *Taxon*, 63, 9–23.
- Meneguzzo, T. E. C. (2012). Mudancas nomenclaturais em Goodyerinae do Novo Mundo (Orchidaceae). *Orquidário*, 26, 86–91.
- Mújica, B. E., Pérez, R., López Trabanco, P. J., Bocourt, J. L. & Ramos, T. (2000). *Los géneros de orquídeas cubanas*. La Habana: Editorial Félix Varela.
- Nir, M. A. (2000). *Orchidaceae Antillanae*. New York: DAG Media Publishing Inc.
- de la Sagra, R. D. (1845). *Historia Física Política y Natural de la isla de Cuba. Segunda parte. Historia Natural. Tomo 10. Botánica*. Paris: Arthus Bertrand.
- Ormerod, P. (2013). Studies of Neotropical Goodyerinae (Orchidaceae) 5. *Harvard Papers in Botany*, 18, 51–60.
- Sauget y Barbier, S.J. (1946). Flora de Cuba, Vol. 1: Gimnospermas, Monocotiledoneas. Contrib. Ocac. Mus. Hist. Nat. Col. La Salle 8. Vedado, La Habana.
- Sauleda, R. P. & Esperón, P. (2013). A new species of *Encyclia* Hooker from the Guanahacabibes peninsula of western Cuba. *New World Orchidaceae. Nomenclatural Notes*, 7, 1–15.
- Soto Arenas, M. A. & Cribb, P. (2010). A new infrageneric classification and synopsis of the genus *Vanilla* Plum. ex Mill. (Orchidaceae: Vanillinae). *Lankesteriana*, 9(3), 355–398.
- Stenzel, H. (2007). Pleurothallidinae, 1. In: H. Dietrich & H. Stenzel (eds.). *Flora de la República de Cuba. Series A. Vol. 15: Orchidaceae*. Königstein, Koeltz Scientific Books.
- Withner, C. L. (1996). *The Bahamian and the Caribbean Species. The Cattleyas and their relatives*. Oregon: Timber Press.





## REVIEWERS OF THE MANUSCRIPTS SUBMITTED TO LANKESTERIANA, VOL. 13–15

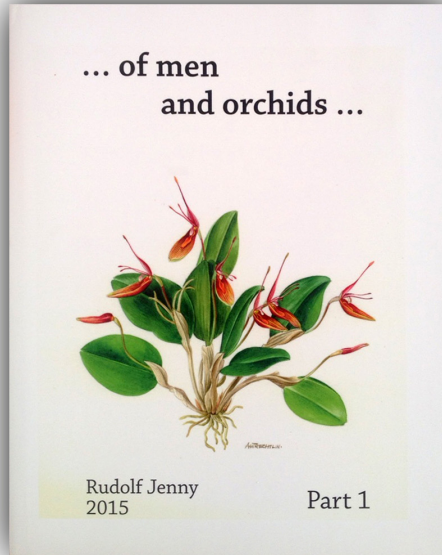
The Editor-in-Chief, Managing Editor, Editorial Committee, Editorial Board and Editorial staff of LANKESTERIANA acknowledge the reviewers listed below for their willing cooperation. It is greatly appreciated that they have generously invested their time and competence in providing valuable comments and advice, for the benefits of the authors, the editorial staff, and the readers of LANKESTERIANA.

- James D. ACKERMAN, Department of Biology and Center for Applied Tropical Ecology and Conservation, University of Puerto Rico, San Juan, PR, U.S.A.
- Jazmín ALOMÍA, Universidad de los Andes, Bogotá, Colombia.
- Joseph ARDITTI, Developmental & Cell Biology School of Biological Sciences, University of California, Irvine, U.S.A.
- Rafael ARÉVALO BURBANO, University Of Wisconsin, Madison, U.S.A.
- Paul BAYMAN, Department of Biology, University of Puerto Rico – Río Piedras San Juan, Puerto Rico
- Benjamín COLLANTES, Inkaterria-Inka Terra Association, Andalucía 174, Lima, Peru
- Cássio VAN DEN BERG, Univ. Estadual de Feira de Santana, Feira de Santana, Brazil.
- Mario A. BLANCO, Lankester Botanical Garden and Biology School, University of Costa Rica.
- Diego BOGARÍN, Lankester Botanical Garden, University of Costa Rica.
- Eduardo Leite BORBA, Universidade Federal do ABC, Centro de Ciências Naturais e Humanas, Brazil.
- Germán CARNEVALI, Centro de Investigaciones Científicas de Yucatán, México.
- Raquel CARVALHO, Instituto Nacional de Pesquisas Espaciais São José dos Campos, São Paulo, Brazil.
- Mark W. CHASE, Jodrell Laboratory, Royal Botanic Gardens, Kew, U.K.
- Benjamin J. CRAIN, Department of Biology, University of Puerto Rico–Río Piedras, San Juan, Puerto Rico.
- Phillip J. CRIBB, Royal Botanic Gardens, Kew, U.K.
- Stig DALSTRÖM, Lankester Botanical Garden, University of Costa Rica, and National Biodiversity Centre, Serbithang, Bhutan.
- Kevin DAVIES, School of Earth and Ocean Sciences, Cardiff University, Cardiff, UK.
- Robert L. DRESSLER, Lankester Botanical Garden, University of Costa Rica.
- Lorena ENDARA, Florida Museum of Natural History, University of Florida, Gainesville, FL, U.S.A.
- Melania FERNÁNDEZ, Lankester Botanical Garden, University of Costa Rica.
- Kanchi N. GANDHI, Harvard University Herbaria, Harvard University, Cambridge, MA, U.S.A.
- József GEML, Naturalis Biodiversity Center, Leiden, The Netherlands.
- Günter GERLACH, Botanischer Garten München–Nymphenburg, München, Germany.
- Alberto GÓMEZ GUTIÉRREZ, Pontificia Universidad Javeriana, Bogotá, Colombia.
- Barbara GRAVENDEEL, Naturalis Biodiversity Center – NHN Leiden University, The Netherlands.
- Eric HÁGSATER, Herbario AMO, México D.F., México.
- Wesley E. HIGGINS, The American Orchid Society, West Palm Beach, U.S.A.
- Rudolf JENNY, Jany Renz Herbarium, University of Basel, Switzerland.
- Víctor JIMÉNEZ, Centro de Investigación en Granos y Semillas, University of Costa Rica.
- Nina HOBBAHN, School of Life Sciences, University of KwaZulu-Natal, Scottsville, South Africa.

- Marta KOLANOWSKA, Department of Plant Taxonomy and Nature Conservation, University of Gdańsk, Poland.
- Ki-Byung LIM, Department of Horticultural Science, Kyungpook National University, Korea.
- Hanna B. MARGOŃSKA, Dept. of Plant Taxonomy and Nature Conservation, Faculty of Biology, University of Gdańsk, Poland.
- Ernesto MUJICA, Centro de Investigaciones y Servicios Ambientales ECOVIDA, Pinar del Rio, Cuba.
- Cyril H. NELSON, National Autonomous University of Honduras.
- Paul ORMEROD, PO Box 8210. Cairns 4870, Queensland, Australia.
- Lizbeth OSES, Lankester Botanical Garden and Biology School, University of Costa Rica.
- Carlos OSSENBACH, Orquideario 24 de mayo, Sabanillas de Montes de Oca, Costa Rica.
- Joel Tupac OTERO OSPINA, Universidad Nacional de Colombia.
- Emerson PANSARIN, Department of Biology, Faculty of Philosophy, Sciences and Letters of Ribeirão Preto, São Paulo, Brazil.
- Alec M. PRIDGEON, Sainsbury Orchid Fellow, Royal Botanic Gardens, Kew, U.K.
- David A. ROBERTS, Durrell Institute of Conservation and Ecology, University of Kent, U.K.
- Gustavo A. ROMERO-GONZÁLEZ, Harvard University Herbaria, Harvard University, Cambridge, Massachusetts, U.S.A.
- Gerardo A. SALAZAR CHÁVEZ, Instituto de Biología, Universidad Nacional Autónoma de México.
- Luis SANCHEZ SALDAÑA, Herbario AMO, México D.F., México.
- Andre SCHUITEMAN, Royal Botanic Gardens, Kew, U.K.
- Jyotsna SHARMA, Department of Plant and Soil Science, Texas Tech University, Lubbock, U.S.A.
- Rodrigo B. SINGER, Depto Botânica-Instituto de Biociências, Universidade Federal do Rio Grande do Sul, Porto Alegre, Brasil.
- Christina M. SMITH, Lankester Botanical Garden, University of Costa Rica.
- Rodolfo A. SOLANO GÓMEZ, Instituto de Biología, Universidad Nacional Autónoma de México. México, D.F., México.
- Lisa THOERLE, 23 John Dyer Rd, Little Compton, Rhode Island, U.S.A.
- Raymond TREMBLAY, Department of Biology, University of Puerto Rico – Río Piedras, PR, U.S.A.
- Delsy TRUJILLO, Facultad de Ciencias Forestales, Universidad Nacional Agraria La Molina, Lima, Perú.
- Ángel VALE, Departamento de Biología Vegetal, Universidad de Vigo, Campus Lagoas-Marcosende, Vigo, España.
- Ernst VITEK, Naturhistorisches Museum, Wien, Austria.
- Jorge WARNER, Lankester Botanical Garden, University of Costa Rica.
- W. Mark WHITTEN, Florida Museum of Natural History, University of Florida, Gainesville, FL, U.S.A.
- Norris H. WILLIAMS, Florida Museum of Natural History, University of Florida, Gainesville, FL, U.S.A.
- Mark WILSON, Department of Organismal Biology and Ecology, Colorado College, Colorado Springs, U.S.A.
- Gerhard ZOTZ, Institute of Biology and Environmental Sciences, University Oldenburg, Germany, and Smithsonian Tropical Research Institute, Panama.

## BOOKS

Jenny, R. 2015. **...of men and orchids... Part 1**. 302 pages, with hundreds of photographs, historical illustrations, and portraits. Hardbound with dust jacket, 27 x 22 cm. Quito, Imprenta Mariscal, privately printed by the author. 140 US\$ plus shipping at [RJOrchid@gmx.ch](mailto:RJOrchid@gmx.ch).



The human history of orchids has long been a neglected topic when compared with the information available on the natural history of this fascinating group of plants. Nonetheless, orchidology, both on the scientific and the horticultural sides, has expressed a number of preeminent figures, whose contributions are often appreciated and broadly used with no cues about their creators.

Rudolf Jenny's "...of men and orchids..." is neither a book on how humans grow orchids nor a treatise of how they classify plants, but an extraordinary look at the bond that unites men – botanists, gardeners, plant hunters, explorers – to the names of orchids and the histories behind their discovery and scientific apprehension. The work is a great step into the realm of history, and orchids are the perfect excuse to expose the efforts, the courage and bravery, the ambition and jealousies, and the indomitable will of those men in the flesh who have made it possible to discover and name the amazing diversity of plants.

Each of the 41 chapters that compose the volume tell the story of an orchid (or a few orchids) and a man,

beginning with *Acineta beyrodtiana* and Otto Beyrodt, going through complete biographical sketches of the protagonists and discussing the sometimes complex taxonomy of the concerned orchid species. You will find very acknowledged names in plant history, like the Loddiges and Wendland dynasties, or botanists of the eminence of Eduard Friedrich Poeppig and Achille Richard, or famous explorers like Kegel and Jenman, but you will be also surprised at finding several less known names who compose the extraordinary story of orchidology. Vriese, Comparetti, Haller, Raddi, Loefgren, Lauche and Brade, Moquette and Hasskarl, are just a few of the many characters that are presented in the book, together with the orchids that immortalize their names. The sound of these names is often somewhat familiar to the passionate of orchids, because it echoes in the name of the plants that we study and cultivate, and Jenny's book has the merit of giving them – often for the first time – a face, a place and a story. They are botanists, taxonomists, plant-collectors, growers and voyagers who, over more than a century, contributed to our knowledge

and appreciation of orchids.

The texts, synthetic without being dry, and extraordinarily informative, are accompanied by an excellent and generous selection of illustrations, shown in full color, including portraits of historical characters, ancient drawings, paintings, type specimens and engravings, watercolors or simple sketches of the concerned plants, as well as sharp photographs of their modern counterparts, mostly taken by the author himself. The whole is superbly packed into a beautifully designed and printed volume.


“...of men and orchids...” is an entertaining and instructive lecture, which benefits of the vast

experience of the author in both the areas of orchid taxonomy and botanical history. The only criticism I would express to this superb book is the lack of a real frontispiece, which will probably cause some headaches to the responsible for cataloging in the large libraries where this work will surely find a place.

Because the edition is quite limited, I warmly suggest the interested readers trying to secure a copy soon. According to the author, this first volume will be followed in the coming years by two, or maybe three more. I, for one, am already hungrily waiting for the next volume.

*Franco Pupulin*

Pérez Munguía, D. E. 2015. **Orquídeas nativas de Honduras. Volumen 1.** Texts in Spanish. 224 pages, 219 color photographs, 5 illustrations, 1 map. Paperback with dust jacket, 28 x 22 cm. Tegucigalpa. Ediciones Ramses. Price not indicated. Available with the author at [doraelisa.perez53@gmail.com](mailto:doraelisa.perez53@gmail.com).



The comparative and phylogeographic study of the Central American orchids has been historically hampered by the lack of a detailed treatment of the orchids from Honduras. If one checks the literature cited by Ossensbach and collaborators in their “*Orchids of the Central American isthmus: checklist and conservation status*” (Ossensbach *et al.* 2007), it is easy to note how Honduras represents a “black hole” in our knowledge of the orchid flora native to the isthmus: only 2 out of the 103 works cited in the

bibliography are expressly devoted to the Honduran orchids, a figure that boldly contrasts with the high number of studies, both on the small and large scales, carried out in neighboring countries. Apart from the fundamental contributions by Cyril H. Nelson (2007, 2008, 2010), a few other papers on the rich orchid flora of Honduras have been published even in recent years (Vega *et al.* 2014, Wiese 2015, in this same fascicle of *Lankesteriana*). Nelson himself notes, in his introduction to the book, that only 8 orchid

species are known to be endemic to Honduras, a figure that certainly does not reflect the real diversity of this family of plants in the country.

It is therefore with a particular pleasure that I received from Dora Elisa Pérez Munguía her recently published book on the native orchids of Honduras, the first of a series of six volumes (according to an interview that the author gave to the Honduran television), which culminate twenty years of Pérez Munguía's personal research on this topic.

The book begins with two short introductions, and two synthetic chapters on orchid morphology and the main natural habitats where orchids can be observed on Honduras. Then it follows with the taxonomic treatment, which presents a total of 123 species in 54 genera. This first volume of the series opens with the taxonomically disputed *Anacheilium* (that most authors include into a broader concept of *Prosthechea*), with 4 species, and ends with a single species of *Vanilla*. As only 23 species of *Epidendrum*, 3 species of *Pleurothallis*, and a single species of *Dichaea* are treated in the present tome, I presume that the following volumes will continue presenting new genera together with more species in those groups that offer the greatest diversity.

Each genus is introduced by a short chapter with its taxonomic history, generalities, a few ecological notes, and the photograph of a representative species. Species treatments include a reduced synonymy (mostly limited to homotypic names), etymology, a quite accurate description, phenology, general and local distribution (and ecology), conservation status, and selected bibliography. All the species are illustrated by at least one color photograph; photographs are quite variable in quality, but mostly amply useful for identification purposes. A short glossary and an index of scientific names conclude the book.

For the serious reader, it is of paramount value that all the portrayed orchids were photographed in Honduras, so that – independently of the name used by the author in its treatment – they represent real taxa of the Honduran orchid flora. So, for example, *Campylocentrum fasciola* on page 49 seems to be a different species, and the *Encyclia amanda* of p. 83 is more similar to *E. chloroleuca*, but both of these records are interesting for the flora of Honduras. Interestingly, both *Sobralia decora* and *S. fenziiana*

are recorded in Honduras (moving toward the North the distribution limit of the latter species), while the *Sobralia macra* photographed for the book could be different from its Costa Rican (and typic) counterpart.

Nomenclaturally, the author usually follows the most accepted generic circumscriptions, with the exception of the “Epidendrum” groups, where *Anacheilium*, *Coilostylis*, *Hormidium*, and *Oerstedella* are treated independently. It is a disputable but legitimate decision, while it is questionable that both *Epidendrum* and *Oerstedella* were maintained as distinct, but with some of the species of the former genus combined into *Epidendrum* (i.e., *E. centropetalum*). Also, it is somewhat questionable that *Maxillaria* is treated according to its smaller units (i.e., *Camaridium*, *Maxillariella*, *Mormolyca*), but species of *Rhetinantha* are sunked within *Maxillaria* without any rationale.

The work of Pérez Munguía (who acknowledges Cyril H. Nelson and Diego Antonio Pavón as collaborators) represents a great step towards a better understanding of the orchid diversity in Honduras. It is the result of a first-hand experience with the orchids of the country, and a great labor to present it in uniform and usable way. I warmly recommend it to anyone interested in the flora of Honduras and, more generally, to those interested in the orchid flora of Central America.

Franco Pupulin

- 
- Nelson, C. H. (2008). Catálogo de plantas vasculares de Honduras, espermatófitas. Secretaria de Recursos Naturales y Ambiente / Guaymuras, Tegucigalpa.
- Nelson, C. H. (2010). Adiciones y comentarios a la flora de Honduras. *Ceiba* 51(2), 70–88.
- Nelson, C. H., & Ortiz, J. C. (2007). La colección de orquídeas del herbario TEFH de Honduras. *Ceiba*, 48(1), 11–59.
- Ossenbach, C., Pupulin, F. & Dressler, R. L. (2007). *Orquídeas del istmo centroamericano: catálogo y estado de conservación / Orchids of the Central American isthmus: checklist and conservation status*. San José, Editorial 25 de mayo.
- Vega, H., Cetzal-Ix, W., Mó, E., Germer, D. & Soler K. (2014). Nuevos registros de Orchidaceae para Honduras. *Lankesteriana*, 14, 115–121.
- Wiese, K. W. (2015). Riqueza de la familia Orchidaceae en la zona de visitantes del Parque Nacional Cerro Azul Meámbar de Honduras. *Lankesteriana* 15(3), 205–212.



# LANKESTERIANA

## AUTHOR INSTRUCTIONS

LANKESTERIANA is a peer-reviewed journal. Each manuscript will be critically evaluated by two or more external reviewers.

Please read carefully the following Instructions and check the appropriate items to be sure your manuscript is formatted according to the journal style. Manuscripts that do not conform to the Instructions, both in format and contents, will be sent back to the authors for formatting prior to the reviewing process. This would represent a significant delay in the times required to eventually publish your manuscript.

### General Instructions

- Type manuscript in Word (or Word compatible word processor) on 8.5” by 11” document with at least 1” (2.5 cm) margin on all sides.
- Use Times New Roman 12- point type, double-space throughout, including tables, figure legends, and literature cited. Do not justify the right margin. Authors are responsible for diacritical marks.
- Assemble in this order: 1) Title, Author(s) and affiliation(s) page; 2) abstract [+ optional abstract in the second language], key words and running title page; 3) Text, 4) Acknowledgments, 5) Literature cited, 6) Tables, 7) Appendices, 8) Figure legends, 9) Figures.
- Authors not fluent in written English should have their manuscripts checked carefully for correct language use before submission.
- If the paper includes newly described taxa, they must be illustrated, preferably by line drawings.
- Include the collect permits and the corresponding institution that granted it in the cases of newly described taxa.

### Title, Running title, Addresses, Abstract [+ optional Abstract in second language] & Keywords

- Title is flush left, in upper and lower case letters.
- Below Title, author(s) name(s) are on one line, flush left, in upper and lower case letters. Author(s) name(s) are in the following order: First Name (complete spelling), Second Name (initial), Surname. Indicate by superscript number after author’s name any current address. Addresses include Institution, Street, City, State, Postal Code, Country. Indicate with asterisk (\*) the name of the correspondent author; indicate with asterisk, after the addresses, the email of the correspondent author, to whom reprints should be sent.
- Abstract begin on new page, is flush left, in upper and lower case letters. Abstract must be one paragraph and not indented. Do not cite references or use abbreviations in the abstract. Abstract is intended for quick understanding of the article content, and must include short but full reference to paper results. In the case of newly described taxa, diagnostic characters must be shortly stated.
- Optional abstract in a second language should follow in separate paragraph in same format. No translation services are provided by the editorial staff.
- Key Words: give up to 6 keywords preceding text as follows: Key Words:...
- Below Key Words, Running title is on one line, flush left, in upper and lower case letters. The running title includes the author(s) surname(s) and a short title. Total number of characters must not exceed 50.

### Text

- Begin on new page.
- Main headings are flush left in upper and lower case letters and in boldface on a separate line. Secondary headings are flush left in upper and lower case letters and in italics, followed by a period, dash, and the paragraph text. Tertiary headings are flush left in upper and lower case letters and underlined, followed by a period, dash, and the paragraph text.
- All figures and tables must be cited in the text and must be cited consecutively in numerical order.
- Each reference cited in the text must be in the Literature Cited section, and vice versa.

- Cite literature in the text as follows:
  1. One author: Nobody (1991) or (Nobody, 1991)
  2. Two authors: Nobody and Somebody (1991) or (Nobody & Somebody, 1991)
  3. More than two authors:
    - The first time you cite it: Nobody, Somebody & Someother (1991) or (Nobody, Somebody & Someother, 1991).
    - Subsequent citations: Nobody *et al.* (1991) or (Nobody *et al.* 1991).
  4. More than six authors: Nobody *et al.* (1991) or (Nobody *et al.* 1991)
  5. Manuscripts accepted for publication but not yet published: Nobody (in press) or (Nobody, in press)
  6. Unpublished materials: S. Nobody (unpubl. data) or (S. Nobody, pers. comm. YEAR)
  7. Within parentheses, use a colon to separate different citations (Nobody 1991, Somebody 1991), citations should be listed in the order they appear in the reference list (alphabetically, then chronologically).
  8. Use a, b, c, and so forth, for two or more papers by same author(s) in one year (e.g., Nobody 1990a, 1990b, Boom 1985b).
- Cite authors of all names at rank of genus and below where first used in text. Do not repeat author citations after the first name's use. Refer to Authors of Plant Names (Brummitt & Powell 1992) for correct abbreviations.
- Italicize all scientific names at the generic level or below.
- Spell out genus and species the first time used in a paragraph and abbreviate generic name by first initial thereafter in that paragraph. Do not abbreviate genus name at the beginning of a sentence.
- Use Index Herbariorum (Regnum Veg. Vol. 120. 1990; <http://www.nybg.org/bsci/ih/>) abbreviations to designate herbaria. It is not necessary to cite this publication.
- Do not use footnotes.
- Numbers. Write out one through nine, unless a measurement or in a description. Use comma with more than four digits (1000 but 10,000); 0.5 instead of .5; “%” instead of “percent.” Use 8.0–8.5 and not 8–8.5.
- Abbreviate units of measurements without a period, e.g., km, mm, ft, mi, and so forth; temperatures are as follows: 20°C.
- Write out other abbreviations the first time used in the text and abbreviate thereafter: “Trichome morphology was examined using scanning electron microscopy (SEM).”
- If keys are included, they should be dichotomous and indented. Couplets should be numbered, not lettered, and the numbers followed by periods. Authors of taxa are not included and species are not numbered in the key.
- Specimen citation should include: locality, latitude and longitude when available, elevation, collection date, collector (“*et al.*” when more than two), collector's number, and herbarium(a) of deposit (using abbreviations in Index Herbariorum). Countries are cited from north to south; political subdivisions are in alphabetical order within countries; collectors are in alphabetical order within subdivisions.
- Acknowledgments should be brief and to the point.

### Literature Cited

- Use hanging indentation.
- Continue page number sequence.
- “In press” citations must have been accepted for publication; give name of journal (and volume number if known) or publisher.
- Insert a space after each initial of an author's name.
- Insert the year of the publication in parenthesis.
- Do not abbreviate journal names.
- Titles of books are written in lower case except the first word and proper nouns and as required in original language of titles.
- Italicize title of journal and book titles.
- Italicize scientific names in the title of articles.



- Cite literature as follows:
  1. One author: Nobody, A. B. (1991).
  2. Two authors: Nobody, A. B. & Somebody, C. D. (1991).
  3. More than two authors: Nobody, A. B., Somebody, C. D. & Someother, E. F. (1991).
  4. Book chapter: Nobody, A. B. (1991). The effect of light on growth. In: C. D. Somebody (Ed.), *Light and growth* (pp. 209-291). London: Light Press. – or - Nobody, A. B. (1991). The effect of light on growth. In: C. D. Somebody & E. F. Someother (Eds.), *Light and growth* (pp. 209-291). London: Light Press.
  5. Journal article: Nobody, A. B. (1991). The effect of light on growth. *Title of Journal*, 3(1), 15-20. doi: insert DOI when is available.
  6. Manuscripts accepted for publication but not yet published: Nobody, A. B. (In press). The name of the journal where the paper was accepted must be indicated.
- Please refer to the 6th Edition of APA Formatting and Style Guide for more examples of cited literature.

### Tables

- Continue page number sequence.
- Each table must start on a separate page and must be double-spaced. Tables can be printed landscape or portrait. Do not reduce type size of tables. If necessary, continue table on additional pages.
- Portrait tables can be prepared to be printed 1- or 2-column width; plan accordingly.
- The title of the table should be flushed left, preceded on the same line by the word “Table” and an arabic numeral.
- Items on each row must be separated by a single tab.
- Superscripts referring to footnotes should be lowercase letters, not numbers.
- Footnotes should be placed as separate paragraphs at end of table.
- References cited in tables must be included in the Literature Cited.

### Figure Legends

- Begin a new page; continue page number sequence.
- All figures (maps, photos, line illustrations) should be in a single sequence, consecutively numbered. Tables are in a separate, consecutively numbered sequence.
- Double-space the legends and group them according to figure arrangements. Do not use a separate page for each group.
- Number figures consecutively with arabic numerals.
- Type legends in paragraph format, e.g.: Figure 1. Pleurothallis inedita A. Habitat. B. Flower. C. Flower dissection. D. Outer floral bract. E. Inner floral bract. F. Petal. G. Column, profile view (left) and 3/4 dorsal view (right). H. Pol- linarium. (Drawn from the holotype.) Illustration by Who Nobody. Figure 3. Luisia inedita. A. Habit. B. Fruit (Some- body 567, CR). Illustration by Who Nobody. Note that labels on figure (“A”) should be in upper case and match that on legend. Italicize collector’s name and number.
- The specimen(s) on which the illustrations are based must be noted.
- The author(s) of the illustration must be credited in the figure legend.
- Do not include non-alphanumeric symbols (lines, dots, stars, etc.) in legends; label them on the figure itself or refer to them by name in the legend.

### Preparation and Submission of Illustrations

- Illustrations should be submitted digitally as TIF files (or, exceptionally, in any format that is Adobe Photoshop compatible). Do not submit original artworks. Illustrations in “native application” file formats (e.g., PageMaker, Quark, Excel, Word, WordPerfect, etc.) will not be accepted. Photographs should be scanned at a resolution of 600 dpi; line art, 600 to 1200 dpi. All digital illustrations must be complete, with letters, scale bars, and any other labeling; label figures by press-on letters or symbols or by other mechanical lettering process; labels produced on a typewriter, dot matrix, or inkjet are unacceptable. No modifications of incomplete illustrations are provided by the editorial staff; reproduction is virtually identical to what is submitted; illustrations will not be enhanced by the editorial staff.
- Parts of a plate are labeled A, B, C, etc.

- All original artwork from which digital illustrations are derived **MUST** be signed; unsigned digital illustrations will not be accepted. The artist must also be cited in the Acknowledgments.
- For all illustrations, halftones/black-and-white photographs, the electronic files print size should be as close as possible to final published size. Print size may be reduced without loss of quality, but small files cannot be altered to fit larger dimensions.
- Length of an illustration or plate as published is 8" (205 mm). Allow space in that 8" for the printed caption to appear below the figure. Two widths are possible as published: 1-column is 2.8" (71 mm); full page is 5.75" (146 mm).
- Do not combine photographs and line art.
- When preparing composite illustrations, do not space between the components. Place numbers and/or letters on the illustration itself, not in the margins.
- Magnifications must be indicated by means of scale bars placed directly on the illustrations. Magnifications in the figure legend are not acceptable, and such figures will be returned to the author for scale bars.
- Maps should have a border, an indication of latitude and longitude, and should not have an undue amount of unused area. Distributions of several species with non-overlapping ranges can be placed on one map by using different symbols.
- Illustrations of a new species should show clearly the characteristics that distinguish it.

### **Conditions for Publication**

- Authors are not requested to pay page charges.
- In consideration of the publication of the article, authors grant to Jardín Botánico Lankester, Universidad de Costa Rica, all rights in the article.
- Authors warrant that their contribution is an original work not published elsewhere in whole or in part, except in abstract form, and that the article contains no matter which invades the right of privacy or which infringes any proprietary right.
- Authors will receive no royalty or other monetary compensation for the assignment set forth in this agreement.
- Jardín Botánico Lankester, Universidad de Costa Rica, in turn, grants to authors the royalty free right of re-publication in any book of which they are the authors or editors, subject to the express condition that lawful notice of claim of copyright be given.

### **What to Submit**

- A working version of the manuscript, including text and low resolution images (72 dpi, grayscale JPEGs) must be submitted by e-mail to the editors at: franco.pupulin@ucr.ac.cr, adam.karremans@ucr.ac.cr and lankesteriana@ucr.ac.cr, pending the submission of a e-link for high-resolution images downloading, or submission of a CD or DVD via regular mail (see address above).
- CD or DVD must be Macintosh and PC compatible, and must include two copies of manuscript and two copies of illustrations. Priority mail from abroad usually comes to Lankester Botanical Garden within 10 days since sent.
- Please double check in your computer the CD or DVD is readable.
- Do not submit diskettes (floppy disks).
- Include in the package a letter with any special instructions, any change of address during the next several months, any phone, fax, e-mail numbers for the corresponding author. Indicate which author of a multi-authored paper (if not the first) should receive the proofs.
- Immediately notify the Editor-in-chief (franco.pupulin@ucr.ac.cr), the Managing editor (adam.karremans@ucr.ac.cr) or the Editorial Assistant (melissa.diaz\_m@ucr.ac.cr) by e-mail after sending your package.

### **When to Submit**

- The deadlines to receive manuscripts to be included in the three yearly issues of LANKESTERIANA (April, August, and December) are September 1, May 1, and January 1, respectively. Pending the judgment of reviewers and the time to correspond with authors, the editorial staff of LANKESTERIANA is committed to reduce to a minimum the time for articles publication.

**Submit to**

- Prof. Franco Pupulin  
*Editor-in-Chief*, LANKESTERIANA  
Universidad de Costa Rica  
Jardín Botánico Lankester  
P.O. Box 302-7050 Cartago  
Costa Rica  
E-mail: franco.pupulin@ucr.ac.cr  
Phone number (+506) 2511-7949, 2511-7931
- Prof. Adam P. Karremans  
*Managing editor*, LANKESTERIANA  
Universidad de Costa Rica  
Jardín Botánico Lankester  
P.O. Box 302-7050 Cartago  
Costa Rica  
E-mail: adam.karremans@ucr.ac.cr
- Melissa Díaz-Morales  
*Editorial assistant*, LANKESTERIANA  
Universidad de Costa Rica  
Jardín Botánico Lankester  
P.O. Box 302-7050 Cartago  
Costa Rica  
E-mail: melissa.diaz\_m@ucr.ac.cr

Subscriptions and questions about LANKESTERIANA should be addressed to [lankesteriana@ucr.ac.cr](mailto:lankesteriana@ucr.ac.cr)

