

# Lenovo ThinkSystem DM7100H Unified Hybrid Storage Array

## Product Guide

Lenovo ThinkSystem DM7100H is a scalable, unified, hybrid storage system that is designed to provide high performance, simplicity, capacity, security, and high availability for large enterprises. Powered by the ONTAP software, ThinkSystem DM7100H delivers enterprise-class storage management capabilities with a wide choice of host connectivity options, flexible drive configurations, and enhanced data management features. The ThinkSystem DM7100H is a perfect fit for a wide range of enterprise workloads, including big data and analytics, artificial intelligence, engineering and design, hybrid clouds, and other storage I/O-intensive applications.

A single ThinkSystem DM7100H Storage Array consists of the 4U rack-mount controller enclosure and one or more expansion enclosures. The controller enclosure includes two controllers, 256 GB RAM (128 GB RAM per controller), and 32 GB battery-backed NVRAM (16 GB NVRAM per controller). 25 GbE SFP28 NAS/iSCSI or 4/8/16 Gb Fibre Channel (FC) ports on the controller's mezzanine cards provide base host connectivity, with adapter card options for additional 1/10 GbE, 25 GbE, or 40/100 GbE NAS/iSCSI, or 8/16/32 Gb FC connections.

The ThinkSystem DM7100H 4U controller enclosure is shown in the following figure.




Figure 1. Lenovo ThinkSystem DM7100H

Up to 12 DM7100H Storage Arrays can be combined into a clustered system in a NAS environment, or up to 6 DM7100H Storage Arrays can be combined into a clustered system in a SAN environment.

### Did you know?

A single ThinkSystem DM7100H scales up to 11.2 PB of raw storage capacity. A cluster of the DM7100H storage systems scales up to 134 PB for NAS or up to 67 PB for SAN environments.

The ThinkSystem DM7100H offers unified file and block storage connectivity, and it supports multiple storage protocols simultaneously with a choice of 1/10 GbE, 25 GbE, and 40/100 GbE NAS and iSCSI, and 8/16/32 Gb Fibre Channel.

## Key features

The ThinkSystem DM7100H Unified Hybrid Storage Array offers the following key features and benefits:

- Scalable, hybrid storage with dual active/active controller configurations for high availability and performance.
- Improved performance and data protection with RAID-DP and RAID-TEC, as well as support for traditional RAID 4.
- Flexible host connectivity to match diverse customer needs with support for unified NAS and SAN storage protocols, including 1/10 GbE, 25 GbE, and 40/100 GbE NAS and iSCSI, and 8/16/32 Gb Fibre Channel connectivity.
- 12 Gb SAS drive-side connectivity with multipathing with up to 24x 2.5-inch small form factor (SFF) drives in the 2U24 SFF expansion enclosures, up to 12x 3.5-inch large form factor (LFF) drives in the 2U12 LFF expansion enclosures, or up to 60x 3.5-inch LFF drives in the 4U60 LFF expansion enclosures.
- Scalability to up to 720 SFF or LFF drives with the attachment of the ThinkSystem DM240S 2U24 SFF, DM120S 2U12 LFF, or DM600S 4U60 LFF expansion enclosures to satisfy growing needs for storage capacity and performance.
- Flexibility in storing data on high-performance SAS SSDs, performance-optimized SAS HDDs, or capacity-optimized enterprise NL SAS HDDs; mixing and matching drive types and form factors within a single system to perfectly meet performance and capacity requirements for various workloads.
- Acceleration of read-centric workloads with the high-speed, low-latency onboard NVMe SSD caching.
- Rich set of standard storage management functions available at no extra cost, including SSD read cache, hybrid storage pools, snapshots, volume copy, quality of service, thin provisioning, compression, deduplication, encryption, disk-based backup, application- and virtual machine-aware backup, quick data recovery, clustering, synchronous replication, and asynchronous replication.
- Optional licensed functions, including WORM (write once, read many) data protection (SnapLock) and automated tiering of data from high-performance SSDs to object storage in public or private clouds (FabricPool).
- Scale-out clustering of up to 12 ThinkSystem DM Series storage systems for NAS connectivity or up to six DM Series storage systems for SAN connectivity.
- Intuitive, web-based GUI for easy system setup and management.
- Lenovo XClarity support for centralized systems management of Lenovo x86 servers, switches, and storage, which provides automated agent-less discovery, inventory, monitoring, and additional platform-specific functions across multiple systems.
- Designed for 99.9999% availability with redundant hot-swap components, including controllers and I/O modules, power supplies, system fans (4U controller enclosures), cooling modules (4U60 LFF enclosures), and non-disruptive firmware upgrades.
- Certified storage for Oracle VM
- Certified storage for Citrix XenServer

The ThinkSystem DM7100H Unified Hybrid Storage Array supports the complete range of data storage requirements, from highly used applications to high-capacity, low usage applications. The following drives are supported:

- 2U24 SFF performance-optimized, enterprise class HDDs: 900 GB, 1.2 TB, and 1.8 TB 10K rpm
- 2U24 SFF capacity-optimized SSDs: 960 GB, 3.84 TB, 7.68 TB, and 15.36 TB
- 2U12 LFF and 4U60 LFF high-capacity nearline HDDs: 4 TB, 8 TB, 10 TB, and 16 TB 7.2K rpm

All drives are dual-port and hot-swappable.

The DM7100H controller enclosure supports attachment of the following ThinkSystem DM Series expansion enclosures:

- Up to 30 ThinkSystem DM240S 2U24 SFF enclosures.
- Up to 60 ThinkSystem DM120S 2U12 LFF enclosures.
- Up to 12 ThinkSystem DM600S 4U60 LFF enclosures.
- A combination of the DM240S, DM120S, and DM600S enclosures for a maximum of 720 drives.

Customers can intermix 2U24 SFF, 2U12 LFF, and 4U60 LFF expansion enclosures behind a controller enclosure. This configuration delivers the added flexibility to mix 3.5-inch and 2.5-inch drives within a single system (but not within the enclosure).

More drives and expansion enclosures are designed to be dynamically added with virtually no downtime, which helps to quickly and seamlessly respond to ever-growing capacity demands.

The capacity-optimized offers high levels of system and data availability with the following technologies:

- Dual-active controllers (high availability pair) with automatic load balancing and failover
- Mirrored, battery-backed controller NVRAM
- Dual-port SAS HDDs and SSDs with automatic drive failure detection and rebuild
- Redundant, hot-swappable and customer replaceable hardware components, including SFP+/QSFP+ transceivers, controller and I/O modules, power supplies, system fans (4U controller enclosure), cooling modules (4U60 LFF enclosure), and drives
- Automated failover for the data path between the host and the drives with multipathing
- Non-disruptive controller and drive firmware upgrades
- Scale-out clustering

## Components and connectors

The following figure shows the front of the ThinkSystem DM7100H 4U controller enclosure without a front bezel.

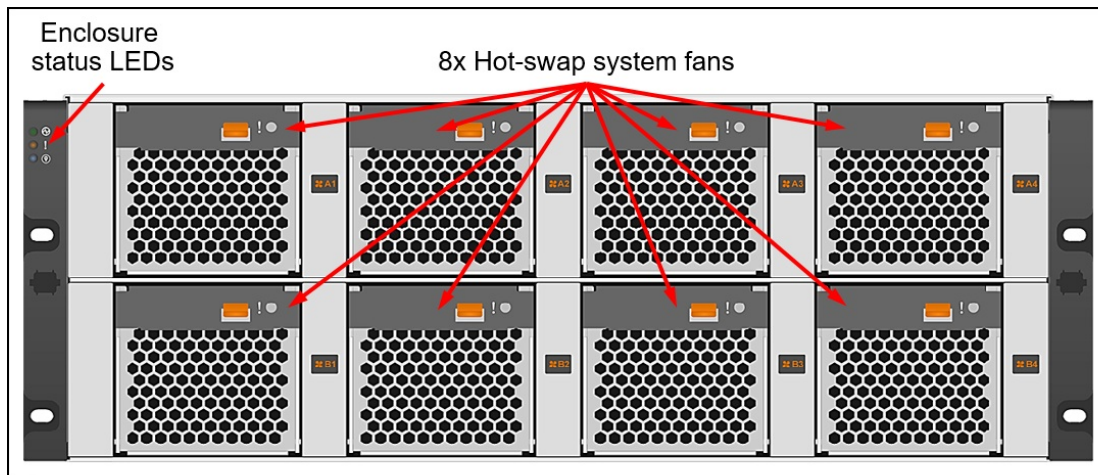


Figure 2. ThinkSystem DM7100H 4U controller enclosure front view

The front of the ThinkSystem DM7100H controller enclosure includes the following components:

- 8x Redundant hot-swap system fans.
- Enclosure status LEDs.

The following figures show the rear of the ThinkSystem DM7100H 4U controller enclosure.

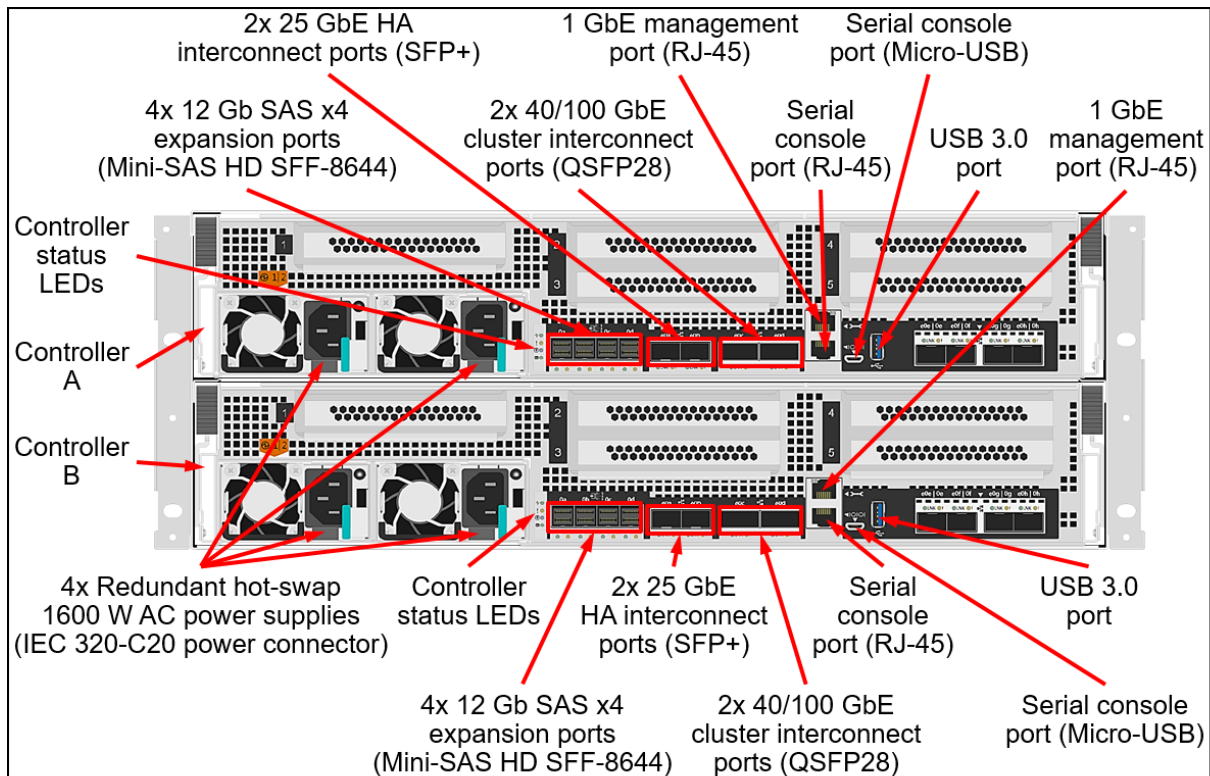


Figure 3. ThinkSystem DM7100H 4U controller enclosure rear view: Ports

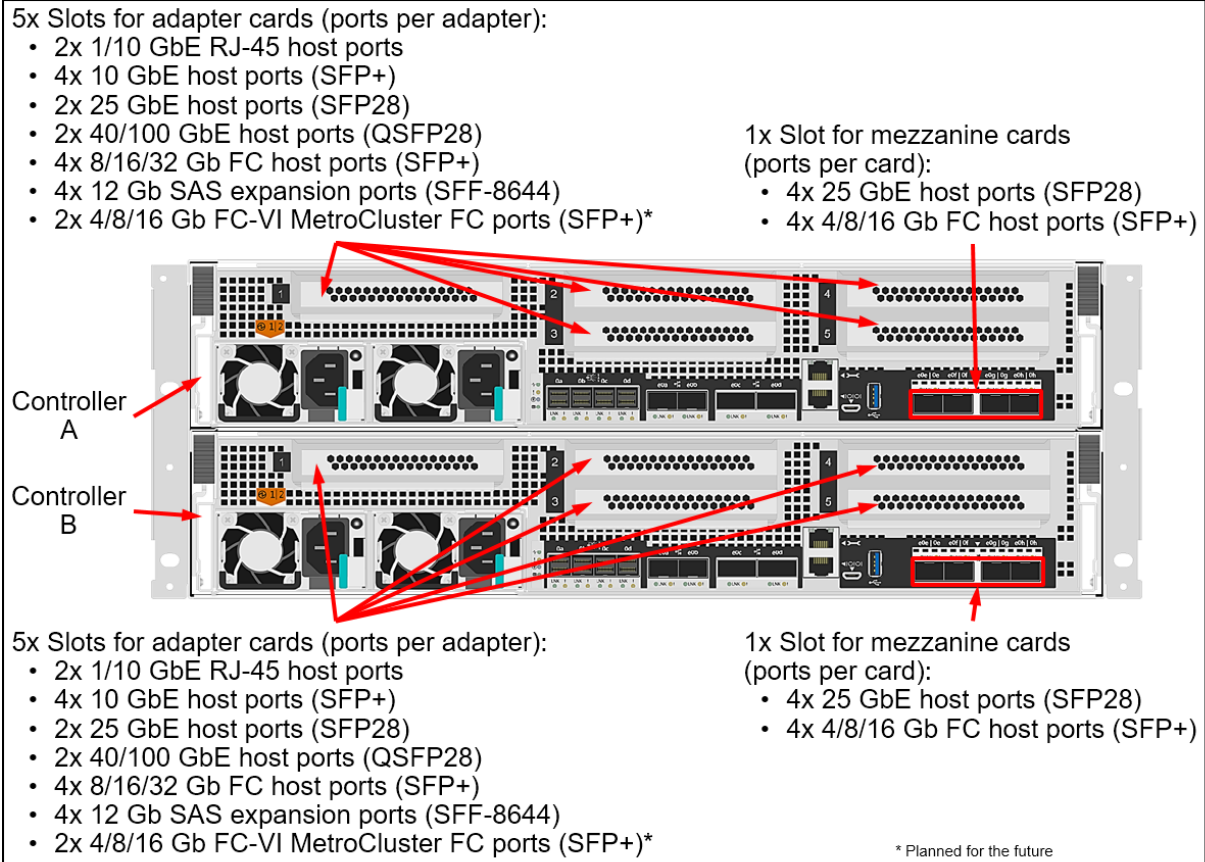


Figure 4. ThinkSystem DM7100H 4U controller enclosure rear view: Slots

The rear of the ThinkSystem DM7100H 4U controller enclosure includes the following components:

- Two redundant hot-swap controllers, each with the following ports:
  - Two 25 GbE SFP28 ports for direct-attach HA pair interconnect.
  - Two 40/100 GbE QSFP28 ports for direct-attach or switched cluster interconnect.
  - Four 12 Gb SAS x4 ports (Mini-SAS HD SFF-8644) for connections to the expansion enclosures.
  - A mezzanine slot for one of the following mezzanine cards (a mezzanine card is required):
    - Four 25 GbE SFP28 host ports (NAS or iSCSI).
    - Four 4/8/16 Gb FC SFP+ host ports.
  - Five slots for the following optional adapter cards (ports per adapter card):
    - Host ports:
      - Two 1/10 GbE RJ-45 host ports (NAS or iSCSI).
      - Four 10 GbE SFP+ host ports (NAS or iSCSI).
      - Two 25 GbE SFP28 host ports (NAS or iSCSI).
      - Two 40/100 GbE QSFP28 host ports (NAS or iSCSI).
      - Four 8/16/32 Gb FC SFP+ host ports.
    - Expansion ports: Four 12 Gb SAS x4 expansion ports (Mini-SAS HD SFF-8644).
    - MetroCluster ports:
      - Two 4/8/16 Gb FC SFP+ MetroCluster FC ports (planned for the future).
      - Two 40/100 GbE iWARP QSFP28 MetroCluster IP ports.
  - One RJ-45 10/100/1000 Mb Ethernet port for out-of-band management.
  - Two serial console ports (RJ-45 and Micro-USB) for another means to configure the system.
  - One USB Type A port (read-only) for software updates.
- Four redundant hot-swap 1600 W (100 - 240 V) AC power supplies (IEC 320-C14 power connector) with integrated cooling fans.
- Controller status LEDs.

The following figure shows the front of the ThinkSystem DM240S 2U SFF expansion enclosure.




Figure 5. ThinkSystem DM240S expansion enclosure front view

The front of the ThinkSystem DM240S 2U SFF expansion enclosure includes the following components:

- 24 SFF hot-swap drive bays.
- Enclosure status LEDs.
- Enclosure ID LED.



The following figure shows the front of the ThinkSystem DM120S 2U LFF expansion enclosure.

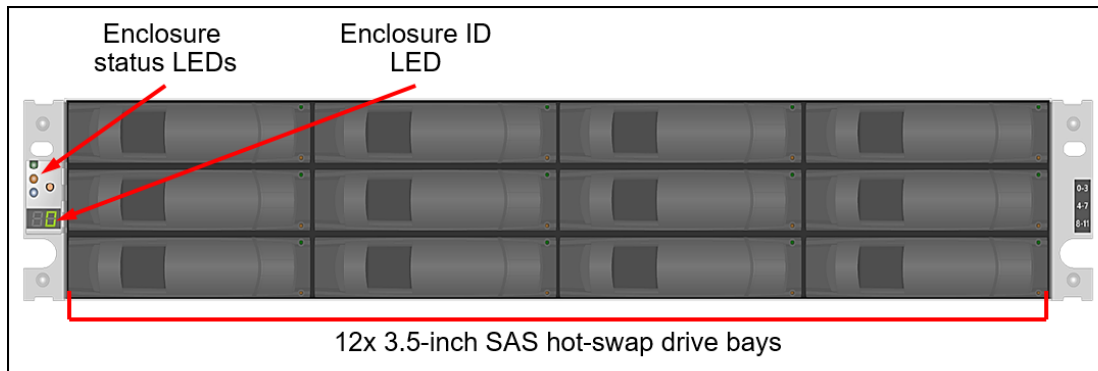


Figure 6. ThinkSystem DM120S 2U LFF expansion enclosure front view

The front of the ThinkSystem DM120S 2U LFF expansion enclosure includes the following components:

- 12 LFF hot-swap drive bays.
- Enclosure status LEDs.
- Enclosure ID LED.

The following figure shows the rear of the ThinkSystem DM240S or DM120S 2U expansion enclosure.

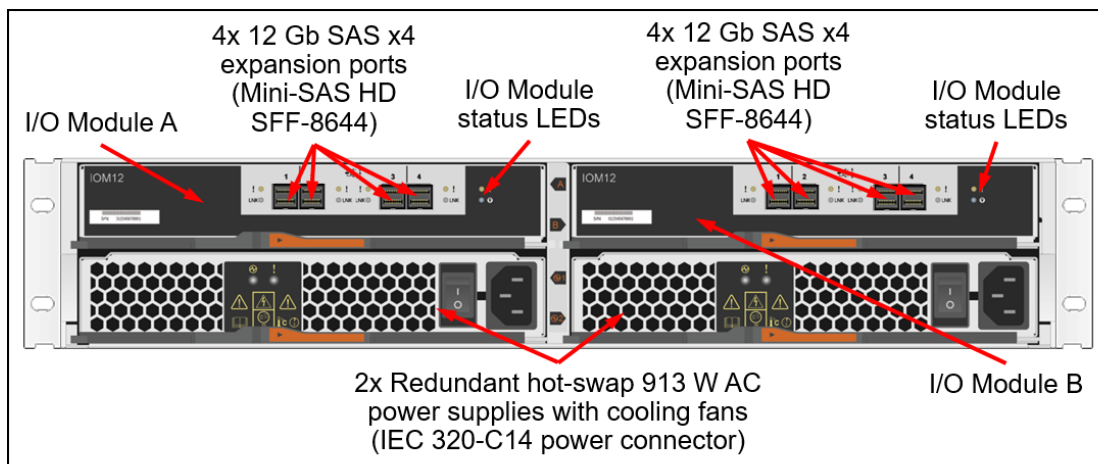


Figure 7. ThinkSystem DM240S or DM120S 2U expansion enclosure rear view

The rear of the ThinkSystem DM240S or DM120S 2U expansion enclosure includes the following components:

- Two redundant hot-swap I/O Modules; each I/O Module provides four 12 Gb SAS x4 expansion ports (Mini-SAS HD SFF-8644) for connections to the controller enclosures and for connecting the expansion enclosures between each other.
- Two redundant hot-swap 913 W (100 - 240 V) AC power supplies (IEC 320-C14 power connector) with integrated cooling fans.
- I/O Module status LEDs.

The following figure shows the front of the ThinkSystem DM600S 4U LFF expansion enclosure.

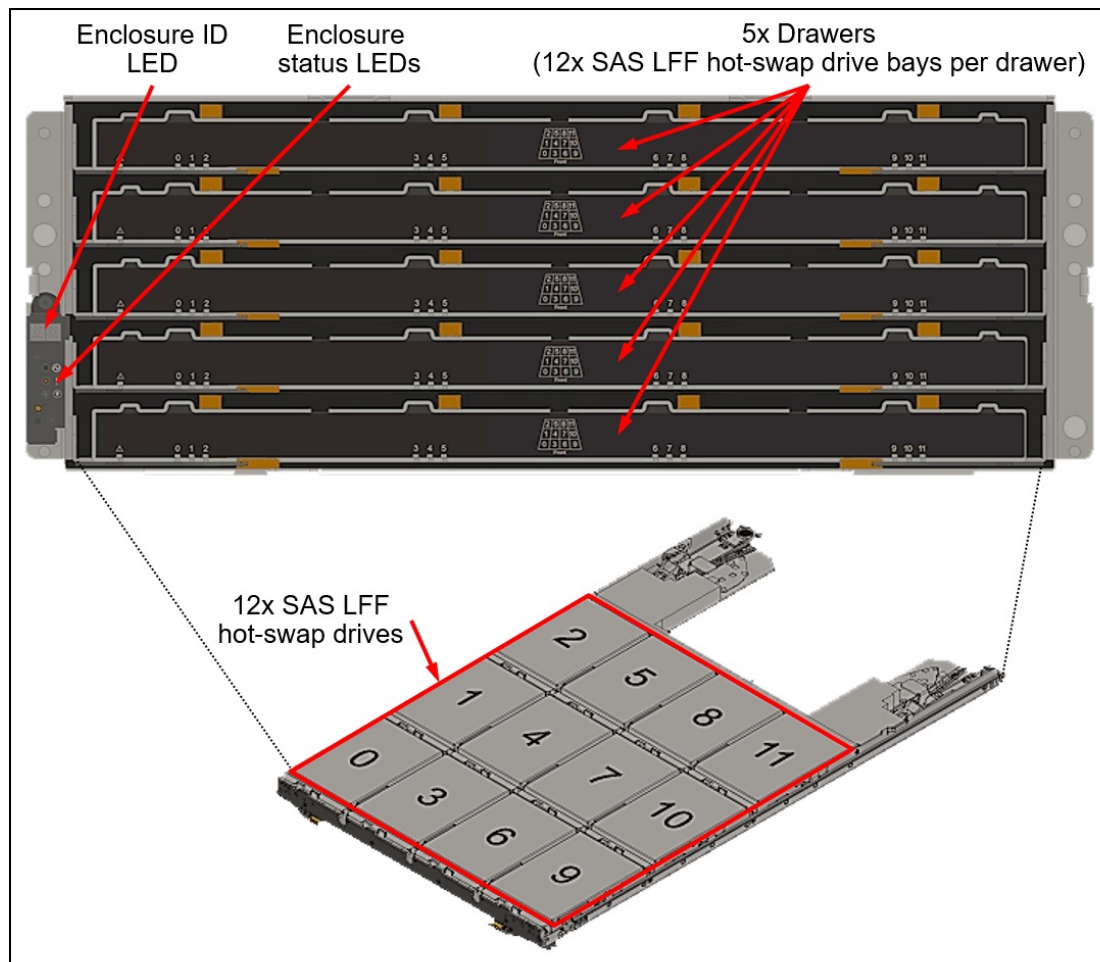


Figure 8. ThinkSystem DM600S 4U LFF expansion enclosure front view

The front of the ThinkSystem DM600S 4U LFF expansion enclosure includes the following components:

- Five drawers, each with 12 LFF hot-swap drive bays.
- Enclosure status LEDs.
- Enclosure ID LED.



The following figure shows the rear of the ThinkSystem DM600S 4U LFF expansion enclosure.

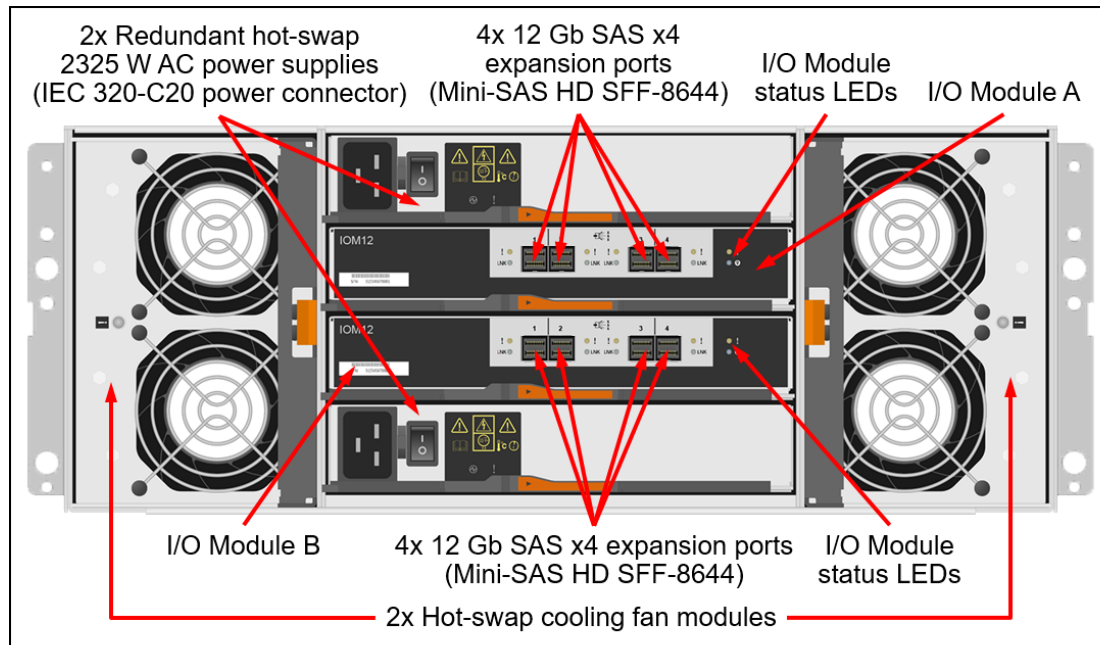


Figure 9. ThinkSystem DM600S 4U LFF expansion enclosure rear view

The rear of the ThinkSystem DM600S 4U LFF expansion enclosure includes the following components:

- Two redundant hot-swap I/O Modules; each I/O Module provides four 12 Gb SAS x4 expansion ports (Mini-SAS HD SFF-8644) for connections to the controller enclosures and for connecting the expansion enclosures between each other.
- Two redundant hot-swap 2325 W (200 - 240 V) AC power supplies (IEC 320-C20 power connector)
- Two hot-swap cooling fan modules; each module has two fans.  
**Note:** The failed cooling module should be replaced as soon as possible.
- I/O Module status LEDs.

## System specifications

The following table lists the ThinkSystem DM7100H Unified Hybrid Storage Array system specifications.

**Note:** The supported hardware options, software features, and interoperability listed in this product guide are based on the ONTAP software version 9.7. For details about specific software releases that introduced support for certain hardware options and software features, refer to the Change History for the particular software release for the ThinkSystem DM7100H Unified Hybrid Storage Array that can be found at: <http://datacentersupport.lenovo.com>

Table 1. ThinkSystem DM7100H system specifications

Attribute	Specification
Form factor	<ul style="list-style-type: none"> <li>• DM7100H controller enclosure (machine type 7D26): 4U rack mount.</li> <li>• DM240S 2U24 SFF expansion enclosure (machine types 7Y58, 7D7Y): 2U rack mount.</li> <li>• DM120S 2U12 LFF expansion enclosure (machine types 7Y59, 7D7X): 2U rack mount.</li> <li>• DM600S 4U60 LFF expansion enclosure (machine types 7Y43, 7D7Z): 4U rack mount.</li> </ul>
Controller configuration	Dual active-active controller configuration (HA pair). Up to 6 HA pairs can be combined into a single SAN cluster, or up to 12 HA pairs can be combined into a single NAS cluster.

Attribute	Specification
HA pair interconnect ports	4x 25 GbE SFP28 onboard ports (DAC cables) (2 ports per controller).
Cluster interconnect ports	4x 100 GbE QSFP28 onboard ports (DAC cable or SW fiber optic cable, MPO) (2 ports per controller).
MetroCluster connectivity	<ul style="list-style-type: none"> <li>• MetroCluster IP: 4x 40/100 GbE QSFP28 ports (SW fiber optic cable, MPO) (2 ports per controller on the optional 100 GbE iWARP adapter cards). (requires ONTAP 9.8 or later)</li> <li>• MetroCluster FC: 4x 4/8/16 Gb FC SFP+ ports (SW fiber optic cable, LC) (2 ports per controller on the optional 16 Gb FC-VI adapter cards).</li> </ul>
RAID levels	RAID-4, RAID-DP, RAID-TEC. <b>Note:</b> RAID-4 can be configured only through the CLI.
Controller memory	256 GB RAM per system (128 GB per controller). 32 GB battery-backed NVRAM per system (16 GB per controller) mirrored between the controllers.
Controller cache	4 TB NVMe-based Flash Cache (2 TB per controller).
Drive bays	Up to 720 hot-swap drive bays: <ul style="list-style-type: none"> <li>• LFF: Up to 12x 4U60 LFF expansion enclosures.</li> <li>• SFF: Up to 30x 2U24 SFF expansion enclosures.</li> </ul> Intermix of 2U24 SFF, 2U12 LFF, and 4U60 LFF expansion enclosures is supported.
Drive technology	12 Gb SAS and NL SAS HDDs, 12 Gb SAS SSDs. <b>Note:</b> A maximum of 480 SSDs is supported per HA pair.
Drive expansion connectivity	<ul style="list-style-type: none"> <li>• 4x 12 Gb SAS x4 (Mini-SAS HD SFF-8644) base expansion ports and 4x or 8x 12 Gb SAS x4 (Mini-SAS HD SFF-8644) additional expansion ports with one or two SAS adapter cards on each of two controllers in the controller enclosure for the attachment of the expansion enclosures.</li> <li>• 4x 12 Gb SAS x4 (Mini-SAS HD SFF-8644) expansion ports on each of two I/O modules in the expansion enclosure for the attachment to the controller enclosure and daisy chaining of the expansion enclosures.</li> </ul>
Drives	<ul style="list-style-type: none"> <li>• 2U24 SFF drives: <ul style="list-style-type: none"> <li>◦ 900 GB, 1.2 TB, and 1.8 TB 10K rpm SAS HDDs.</li> <li>◦ 960 GB, 3.84 TB, 7.68 TB, and 15.36 TB SAS SSDs.</li> </ul> </li> <li>• 2U12 LFF drives: 4 TB, 8 TB, 10 TB, and 16 TB 7.2K rpm NL SAS HDDs.</li> <li>• 4U60 LFF drives: 4 TB, 8 TB, 10 TB, and 16 TB 7.2K rpm NL SAS HDDs.</li> </ul>
Storage capacity	Up to 10.95PB (240x 16 TB LFF HDDs and 480x 15.36 TB SFF SSDs);
Storage protocols	<ul style="list-style-type: none"> <li>• NAS (File access): NFS, CIFS/SMB.</li> <li>• SAN (Block access): iSCSI, FC.</li> </ul>
Host connectivity	Base ports on the mezzanine cards (per controller enclosure): <ul style="list-style-type: none"> <li>• 8x 25 GbE SFP28 (DAC cable or SW fiber optic cable, LC) (4 ports per controller); or</li> <li>• 8x 4/8/16 Gb FC SFP+ (SW fiber optic cable, LC) (4 ports per controller).</li> </ul> Optional additional ports on up to four pairs of the adapter cards (up to four adapter cards per controller) with the following ports per adapter card: <ul style="list-style-type: none"> <li>• 2x 1/10 GbE RJ-45 (UTP Category 6/6a cables).</li> <li>• 4x 10 GbE SFP+ (DAC cables).</li> <li>• 2x 25 GbE SFP28 (DAC cables or SW fiber optic cables, LC).</li> <li>• 2x 40/100 GbE QSFP28 (DAC cables or SW fiber optic cables, MPO).</li> <li>• 4x 8/16/32 Gb FC SFP+ host ports (SW fiber optic cables, LC).</li> </ul> <b>Note:</b> ONTAP does not support host direct attach for FC protocol.

Attribute	Specification
Host operating systems	Microsoft Windows Server 2012 R2, 2016, and 2019; Red Hat Enterprise Linux (RHEL) 6, 7, and 8; SUSE Linux Enterprise Server (SLES) 11, 12, and 15; VMware vSphere 6.0, 6.5, 6.7, and 7.0.
Performance*	Up to 470 000 random read IOPS (8 KB blocks).
Configuration maximums**	<ul style="list-style-type: none"> <li>● Maximum raw storage capacity: 11.2 PB</li> <li>● Maximum flash pool cache size: 72 TB (including Flash Cache)</li> <li>● Maximum aggregate size: 400 TB</li> <li>● Maximum number of FlexVol volumes per HA pair: 5000</li> <li>● Maximum volume size: 100 TB (The maximum size will be increased up to 300TB in ONTAP 9.12.1P2 and later.)</li> <li>● Maximum number of LUNs per controller: 12,288</li> <li>● Maximum number of LUNs per FlexVol volume: 512</li> <li>● Maximum LUN size: 16 TB (The maximum size will be increased up to 128TB in ONTAP 9.12.1P2 and later.)</li> <li>● Maximum number of drives in a RAID group (data + parity drives): <ul style="list-style-type: none"> <li>○ RAID 4: 14 (13 + 1 SAS SSDs) or 7 (6 + 1 NL SAS HDDs)</li> <li>○ RAID-DP: 28 (26 + 2 SAS SSDs) or 20 (18 + 2 NL SAS HDDs)</li> <li>○ RAID-TEC: 29 (26 + 3 SAS SSDs or NL SAS HDDs)</li> </ul> </li> <li>● Maximum number of initiators per HA pair: 8192</li> <li>● Maximum number of LUNs per HA pair: 24,576</li> <li>● Maximum number of snapshots per FlexVol volume: 1023</li> </ul>
Cooling	Redundant cooling: <ul style="list-style-type: none"> <li>● DM7100H 4U: Eight hot-swap system fans.</li> <li>● DM600S 4U60 LFF: Two cooling modules.</li> <li>● DM240S 2U24 SFF, DM120S 2U12 LFF: Fans that are built into power supplies.</li> </ul>
Power supply	Four 1600 W (100 - 240 V) (DM7100H 4U controller enclosure), two 913 W (100 - 240 V) (DM240S 2U24 SFF and DM120S 2U12 LFF enclosures), or 2325 W (200 - 240 V) (DM600S 4U60 LFF enclosures) redundant hot-swap Platinum AC power supplies.
Hot-swap parts	Controllers, I/O modules, drives, power supplies, system fans (DM7100H 4U only) cooling modules (DM600S 4U60 LFF only), and SFP+/SFP28/QSFP+/QSFP28 transceivers and DAC cables.
Management ports	<ul style="list-style-type: none"> <li>● 1x 1 GbE port (UTP, RJ-45) per controller for out-of-band management.</li> <li>● 2x Serial console ports (RJ-45 and Micro-USB) for system configuration.</li> <li>● 1x USB Type A port (read-only) for software updates.</li> </ul>
Management interfaces	ThinkSystem Storage Manager web-based GUI; SSH CLI; Serial console CLI; SNMP, email, and syslog alerts; optional Lenovo XClarity.
Security features	Secure Socket Layer (SSL), Secure Shell (SSH), user level security, role-based access control (RBAC), LDAP authentication.
Warranty and support	Three- or five-year customer-replaceable unit and onsite limited warranty with selectable service levels: 9x5 coverage with next business day (NBD) parts delivered (base warranty), 9x5 coverage with NBD onsite response (Foundation Service), 24x7 coverage with 4-hour onsite response (Essential Service), or 24x7 coverage with 2-hour onsite response or 6-hour committed repair (select areas) (Advanced Service). Premier Support is also available. Software support is included in the base warranty or Foundation, Essential, or Advanced Service for the duration of the warranty period.

Attribute	Specification
Dimensions	4U controller enclosure: <ul style="list-style-type: none"> <li>● Height: 175 mm (6.9 in.)</li> <li>● Width: 447 mm (17.6 in.)</li> <li>● Depth: 828 mm (32.6 in.)</li> </ul> 2U24 SFF expansion enclosure: <ul style="list-style-type: none"> <li>● Height: 85 mm (3.4 in.)</li> <li>● Width: 449 mm (17.7 in.)</li> <li>● Depth: 484 mm (19.1 in.)</li> </ul> 2U12 LFF expansion enclosure: <ul style="list-style-type: none"> <li>● Height: 85 mm (3.4 in.)</li> <li>● Width: 447 mm (17.6 in.)</li> <li>● Depth: 483 mm (19.0 in.)</li> </ul> 4U60 LFF expansion enclosure: <ul style="list-style-type: none"> <li>● Height: 174 mm (6.9 in.)</li> <li>● Width: 449 mm (17.7 in.)</li> <li>● Depth: 922 mm (36.3 in.)</li> </ul>
Weight	<ul style="list-style-type: none"> <li>● 4U controller enclosure (fully configured): 49.2 kg (108.5 lb)</li> <li>● 2U24 SFF expansion enclosure (fully configured): 24.4 kg (53.8 lb)</li> <li>● 2U12 LFF expansion enclosure (fully configured): 28.7 kg (63.3 lb)</li> <li>● 4U60 LFF expansion enclosure (fully configured): 111.5 kg (245.8 lb)</li> </ul>

\* Estimated theoretical performance based on the capacity planning for specific configurations and workloads.

\*\* For a detailed list of configuration limits and restrictions for a specific version of the software, refer to the Lenovo Data Center Support website:

<http://datacentersupport.lenovo.com>

## Controller enclosures

Factory-integrated models of the ThinkSystem DM7100H Unified Hybrid Storage Array are configured by using the Lenovo Data Center Solution Configurator (DCSC):

<http://dcsc.lenovo.com>

The following table lists the CTO base models for the ThinkSystem DM7100H Unified Hybrid Storage Array.

Table 2. ThinkSystem DM7100H CTO base models

Description	Machine Type/Model	Feature code
Lenovo ThinkSystem DM7100H	7D26CTO1WW	B94E

**Configuration note:** Two DM7100 controllers (feature code B94T) are pre-selected in the configurator.

The models of the ThinkSystem DM7100H ship with the following items:

- One chassis with the following components:
  - Two controllers
  - Four power supplies
- Rack Mount Kit
- 2 m USB Cable (USB Type A to Micro-USB)
- *Electronic Publications Flyer*
- Four customer-configured power cables

## Controllers

The ThinkSystem DM7100H controller enclosures ship with two DM7100 controllers. A *controller* provides interfaces for host connectivity, management, and internal drives, and it runs ONTAP storage management software. Each DM7100 controller enclosure provides 256 GB RAM, 32 GB battery-backed NVRAM, and 4 TB NVMe SSD flash cache (128 GB RAM, 16 GB NVRAM, and 2 TB NVMe SSD flash cache per controller).

The ThinkSystem DM7100H controller enclosures ship with four HA interconnect 25 GbE SFP28 ports (two ports per controller) to cable a directly-connected dual-controller HA pair, and four cluster interconnect 100 GbE QSFP28 ports (two ports per controller) to cable a directly connected (one HA pair) or switched (multiple HA pairs) cluster. Up to six HA pairs can be combined into a single SAN cluster or up to 12 HA pairs can be combined into a single NAS cluster.

The ThinkSystem DM7100H controller enclosure has two mezzanine slots (one slot per controller) for mezzanine cards and ten available expansion slots (five slots per controller) for adapter cards. The controller enclosure also provides eight integrated 12 Gb SAS x4 expansion ports (Mini-SAS HD SFF-8644 connectors) (four ports per controller) for the attachment of the ThinkSystem DM Series expansion enclosures.

The ThinkSystem DM7100H controller enclosure provides a choice of the following interfaces on the mezzanine cards for base host connectivity (ports per mezzanine card):

- 4x 25 GbE SFP28 ports for NAS or iSCSI connectivity (require optical transceivers or DAC cables that should be purchased for the mezzanine card).
- 4x 4/8/16 Gb FC SFP+ ports for FC connectivity (require SFP+ SW optical transceivers that should be purchased for the mezzanine card).

The following interfaces can be added to the ThinkSystem DM7100H controller enclosures with optional adapter cards (ports per adapter card):

- Host interfaces
  - 2x 1/10 GbE RJ-45 ports for NAS or iSCSI connectivity (require RJ-45 UTP Category 6 cables that should be purchased for the adapter card).
  - 4x 10 GbE SFP+ ports for NAS or iSCSI connectivity (require DAC cables that should be purchased for the adapter card).
  - 2x 25 GbE SFP28 ports for NAS or iSCSI connectivity (require optical transceivers or DAC cables that should be purchased for the adapter card).
  - 2x 40/100 GbE QSFP28 ports for NAS or iSCSI connectivity (require optical transceivers or DAC cables that should be purchased for the adapter card).
  - 4x 8/16/32 Gb FC SFP+ ports for FC connectivity (SW SFP+ transceivers [LC connectors] included).
- Expansion interfaces: 4x 12 Gb SAS x4 ports (Mini-SAS HD SFF-8644) for expansion connectivity.
- MetroCluster interfaces:
  - 2x 40/100 GbE iWARP QSFP28 ports for MetroCluster IP connectivity (require optical transceivers that should be purchased for the adapter card). (requires ONTAP 9.8 or later)
  - 2x 4/8/16 Gb FC SFP+ ports for MetroCluster FC connectivity (require SFP+ SW optical transceivers that should be purchased for the adapter card).

### Configuration notes:

- A pair of the mezzanine cards is required for selection.
- The optional adapter cards should be installed in pairs: Up to five pairs of the adapter cards are supported per controller enclosure (up to five adapter cards per controller), including a combination of the adapter card pairs.

- Both controllers must have matching configurations of the mezzanine ports (type and physical connections) and adapter cards (type, quantity, slot location, and physical connections).
- The optional adapter cards should be installed in the expansion slots in the following order: Slot 2, Slot 4, Slot 3, Slot 1, Slot 5.  
**Note:** In the configurations with the first pair of additional 12 Gb SAS adapter cards that are used for connectivity to the expansion enclosures, these cards must be installed in the Slot 5 of the DM7100 controllers.

The following table lists the controller for the ThinkSystem DM7100H Unified Hybrid Storage Array and supported connectivity options.

Table 3. DM7100H controller and connectivity options

Description	Part number	Feature code	Maximum quantity per controller enclosure
<b>Controllers</b>			
Lenovo ThinkSystem DM7100 NVMe Controller	None*	B94T	2
<b>Mezzanine cards: Base host interfaces</b>			
Lenovo ThinkSystem DM Series 25Gb 4 Port Ethernet Mezz Card	4XC7A60826	B94J	2
Lenovo ThinkSystem DM Series 16Gb 4 Port Fibre Channel Mezz Card	4XC7A60827	B94K	2
<b>Adapter cards: Additional host interfaces</b>			
Lenovo ThinkSystem DM Series 10Gb BaseT 2 port Ethernet Card	4XC7A60794	B94F	8
Lenovo ThinkSystem DM Series 10Gb 4 port Ethernet Card	4XC7A38329	B730	8
Lenovo ThinkSystem DM Series 25Gb 2 port Ethernet Card	4XC7A38328	B72Z	8
Lenovo ThinkSystem DM Series 100Gb 2 port Ethernet Card	4XC7A38327	B72Y	8
Lenovo ThinkSystem DM Series 32Gb 4 port Fibre Channel Card	4XC7A38326	B72X	8
<b>Adapter cards: Additional expansion interfaces</b>			
Lenovo ThinkSystem DM Series 12Gb SAS 4 Port Card	4Y37A60797	B94X	8
<b>Adapter cards: MetroCluster interfaces</b>			
Lenovo ThinkSystem DM Series 100Gb iWARP 2 Port Ethernet Card (requires ONTAP 9.8 or later)	4XC7A60795	B94G	2
Lenovo ThinkSystem DM Series 16Gb FC-VI 2 Port SFP+ Card	4XC7A60796	B94H	2
<b>SFP+ transceivers for 10Gb 4 port Ethernet Card (4XC7A38329)</b>			
Intel 10G Ethernet SFP+ SR Optics Module	4TC7A69991	BQAS	32
<b>SFP+ transceivers for 16 Gb FC-VI MetroCluster adapter cards</b>			
16Gb Fibre Channel SFP+ Module 1 pack	4TC7A69990	BF5V	12
<b>SFP+ transceivers for 16 Gb FC mezzanine cards</b>			
16Gb Fibre Channel SFP+ Module 1 pack	4XF7A14920	B4KA	12
<b>SFP+ and SFP28 transceivers for 25 GbE mezzanine cards and 25 GbE adapter cards**</b>			
10Gb SW Optical iSCSI SFP+ Module 1 pack	4XF7A14919	B4K9	24
<b>QSFP+/QSFP28 transceivers for 100 GbE onboard ports and MetroCluster cards</b>			
100Gb Ethernet Optical QSFP28 Shortwave Module 1 Pack	4XF7A39598	B733	24
Lenovo 100Gb SR4 QSFP28 Ethernet Transceiver	4M27A67042	BFH1	24
<b>OM4 cables for 100 GbE QSFP28 transceivers</b>			



Description	Part number	Feature code	Maximum quantity per controller enclosure
Lenovo 5m MPO-MPO OM4 MMF Cable	7Z57A03567	AV25	24
Lenovo 7m MPO-MPO OM4 MMF Cable	7Z57A03568	AV26	24
Lenovo 10m MPO-MPO OM4 MMF Cable	7Z57A03569	AV27	24
Lenovo 15m MPO-MPO OM4 MMF Cable	7Z57A03570	AV28	24
Lenovo 20m MPO-MPO OM4 MMF Cable	7Z57A03571	AV29	24
Lenovo 30m MPO-MPO OM4 MMF Cable	7Z57A03572	AV2A	24
OM4 cables for 16/32 Gb FC, and 25 GbE SFP28 optical transceivers			
Lenovo 0.5m LC-LC OM4 MMF Cable	4Z57A10845	B2P9	40
Lenovo 1m LC-LC OM4 MMF Cable	4Z57A10846	B2PA	40
Lenovo 3m LC-LC OM4 MMF Cable	4Z57A10847	B2PB	40
Lenovo 5m LC-LC OM4 MMF Cable	4Z57A10848	B2PC	40
Lenovo 10m LC-LC OM4 MMF Cable	4Z57A10849	B2PD	40
Lenovo 15m LC-LC OM4 MMF Cable	4Z57A10850	B2PE	40
Lenovo 25m LC-LC OM4 MMF Cable	4Z57A10851	B2PF	40
Lenovo 30m LC-LC OM4 MMF Cable	4Z57A10852	B2PG	40
OM3 cables for 16/32 Gb FC and 25 GbE SFP28 optical transceivers			
Lenovo 0.5m LC-LC OM3 MMF Cable	00MN499	ASR5	40
Lenovo 1m LC-LC OM3 MMF Cable	00MN502	ASR6	40
Lenovo 3m LC-LC OM3 MMF Cable	00MN505	ASR7	40
Lenovo 5m LC-LC OM3 MMF Cable	00MN508	ASR8	40
Lenovo 10m LC-LC OM3 MMF Cable	00MN511	ASR9	40
Lenovo 15m LC-LC OM3 MMF Cable	00MN514	ASRA	40
Lenovo 25m LC-LC OM3 MMF Cable	00MN517	ASRB	40
Lenovo 30m LC-LC OM3 MMF Cable	00MN520	ASRC	40
SFP+ DAC cables for 10 GbE SFP+ adapter cards			
0.5m Passive DAC SFP+ Cable	00D6288	A3RG	40
1m Passive DAC SFP+ Cable	90Y9427	A1PH	40
1.5m Passive DAC SFP+ Cable	00AY764	A51N	40
2m Passive DAC SFP+ Cable	00AY765	A51P	40
3m Passive DAC SFP+ Cable	90Y9430	A1PJ	40
5m Passive DAC SFP+ Cable	90Y9433	A1PK	40
SFP28 DAC cables for 25 GbE onboard ports, mezzanine cards, and adapter cards			
Lenovo 1m Passive 25G SFP28 DAC Cable	7Z57A03557	AV1W	30
Lenovo 3m Passive 25G SFP28 DAC Cable	7Z57A03558	AV1X	30
Lenovo 5m Passive 25G SFP28 DAC Cable	7Z57A03559	AV1Y	30
QSFP+ DAC cables for 100 GbE onboard ports and adapter cards (operating at 40 Gbps)			
Lenovo 1m Passive QSFP+ DAC Cable	49Y7890	A1DP	24
Lenovo 3m Passive QSFP+ DAC Cable	49Y7891	A1DQ	24
Lenovo 5m Passive QSFP+ DAC Cable	00D5810	A2X8	24

Description	Part number	Feature code	Maximum quantity per controller enclosure
QSFP28 DAC cables for 100 GbE onboard ports and adapter cards (operating at 100 Gbps)			
Lenovo 1m Passive 100G QSFP28 DAC Cable	7Z57A03561	AV1Z	24
Lenovo 3m Passive 100G QSFP28 DAC Cable	7Z57A03562	AV20	24
Lenovo 5m Passive 100G QSFP28 DAC Cable	7Z57A03563	AV21	24
UTP Category 6 cables for 1/10 GbE RJ-45 adapter cards and 1 GbE RJ-45 management ports			
0.75m Green Cat6 Cable	00WE123	AVFW	22
1.0m Green Cat6 Cable	00WE127	AVFX	22
1.25m Green Cat6 Cable	00WE131	AVFY	22
1.5m Green Cat6 Cable	00WE135	AVFZ	22
3m Green Cat6 Cable	00WE139	AVG0	22
10m Cat6 Blue Cable	90Y3721	A1MU	22
10m Cat6 Green Cable	90Y3718	A1MT	22
10m Cat6 Yellow Cable	90Y3715	A1MS	22
25m Cat6 Blue Cable	90Y3730	A1MX	22
25m Cat6 Green Cable	90Y3727	A1MW	22
25m Cat6 Yellow Cable	90Y3724	A1MV	22

\* Factory-installed only.

\*\* For 25G leverage: 4M27A67041 Lenovo 25Gb SR SFP28 Ethernet Transceiver

## Expansion enclosures

The ThinkSystem DM7100H Unified Hybrid Storage Array supports attachment of the following ThinkSystem DM Series expansion enclosures:

- Up to 30 ThinkSystem DM240S 2U24 SFF enclosures.
- Up to 60 ThinkSystem DM120S 2U12 LFF enclosures.
- Up to 12 ThinkSystem DM600S 4U60 LFF enclosures.
- A combination of the DM240S, DM120S, and DM600S enclosures for a maximum of 720 drives.

Intermix of DM240S 2U24 SFF, DM120S 2U12 LFF, and DM600S 4U60 LFF expansion enclosures behind a controller enclosure is supported. The expansion enclosures can be added to the system non-disruptively.

The following table lists the CTO base models for the ThinkSystem DM Series expansion enclosures.

Table 4. CTO base models for the ThinkSystem DM Series expansion enclosures

Description	Machine Type/Model	Feature code
1-year warranty		
DM120S 2U12 LFF Expansion Enclosure	7Y59CTO1WW	BEY6*
DM240S 2U24 SFF Expansion Enclosure	7Y58CTO1WW	BEY7*
DM600S 4U60 LFF Expansion Enclosure Gen2	7Y43CTO1WW	BQ9W
3-year warranty		
DM120S 2U12 LFF Expansion Enclosure	7D7XCTO1WW	BEY6
DM240S 2U24 SFF Expansion Enclosure	7D7YCTO1WW	BEY7
DM600S 4U60 LFF Expansion Enclosure	7D7ZCTO1WW	BQ9W

\* Special bid only

**Configuration note:** Two I/O expansion modules (feature code BQ9X) are pre-selected in the configurator.

The models of the ThinkSystem DM240S, DM120S, and DM600S ship with the following items:

- One chassis with the following components:
  - Two I/O modules
  - Two power supplies
  - Two cooling modules (4U60 LFF only)
- Rack Mount Kit
- *Electronic Publications Flyer*
- Two customer-configured power cables

Each ThinkSystem DM Series expansion enclosure ships with two SAS I/O expansion modules. Each *I/O expansion module* provides four external 12 Gb SAS x4 ports (Mini-SAS HD SFF-8644 connectors labelled Port 1-4) that are used for connections to the ThinkSystem DM7100H controller enclosure and for daisy chaining the expansion enclosures between each other.

The ThinkSystem DM7100H controller enclosure supports up to six expansion enclosure stacks with the following quantities of the enclosures in each stack for a total of up to 720 drives:

- Up to 10 DM120S 2U12 LFF enclosures with HDDs
- Up to 10 DM240S 2U24 SFF enclosures with HDDs
- Up to 4 DM240S 2U24 SFF enclosures with SSDs
- Up to 4 DM600S 4U60 LFF enclosures with HDDs

For one or two stacks, the integrated SAS expansion ports on the DM7100 controller can be used. For three or four stacks, an additional 4-port SAS adapter card is required for the DM7100 controller. For five or six stacks, two additional 4-port SAS adapter cards are required for the DM7100 controller.

The example expansion connectivity topologies for one, two, and four enclosure stacks with dual-path HA (high availability) are shown in the following figures.

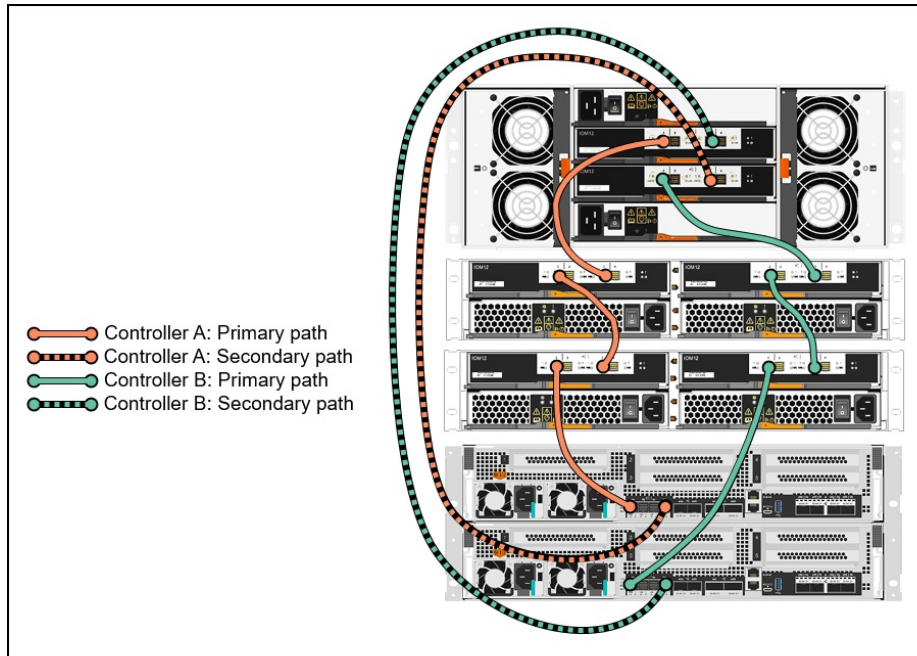


Figure 10. DM7100H expansion enclosure connectivity topology: One stack

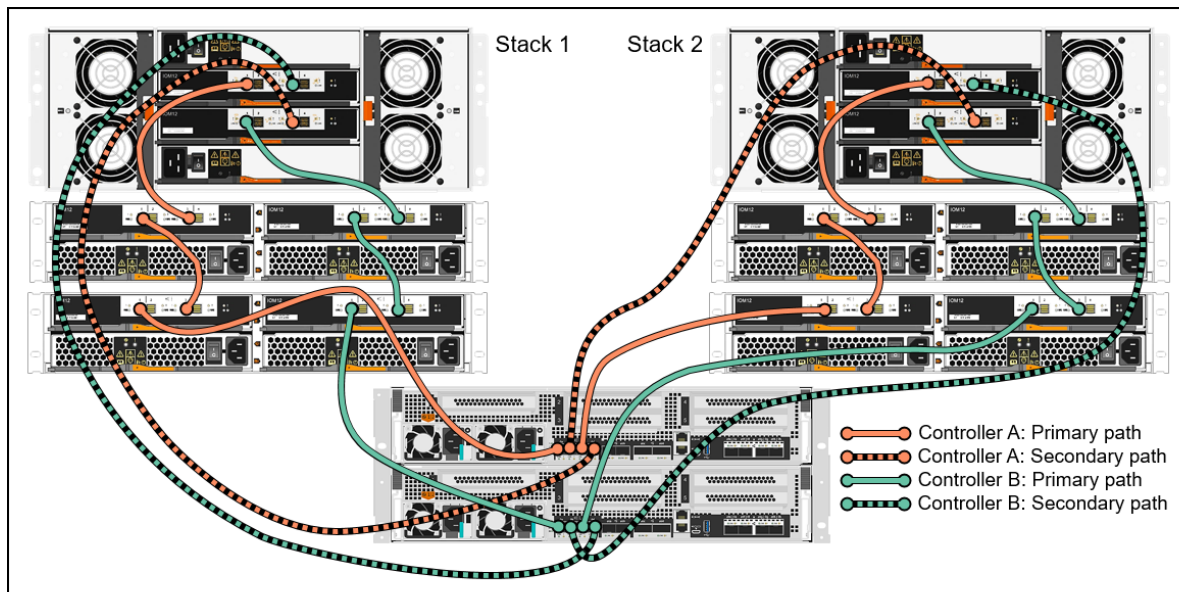


Figure 11. DM7100H expansion enclosure connectivity topology: Two stacks

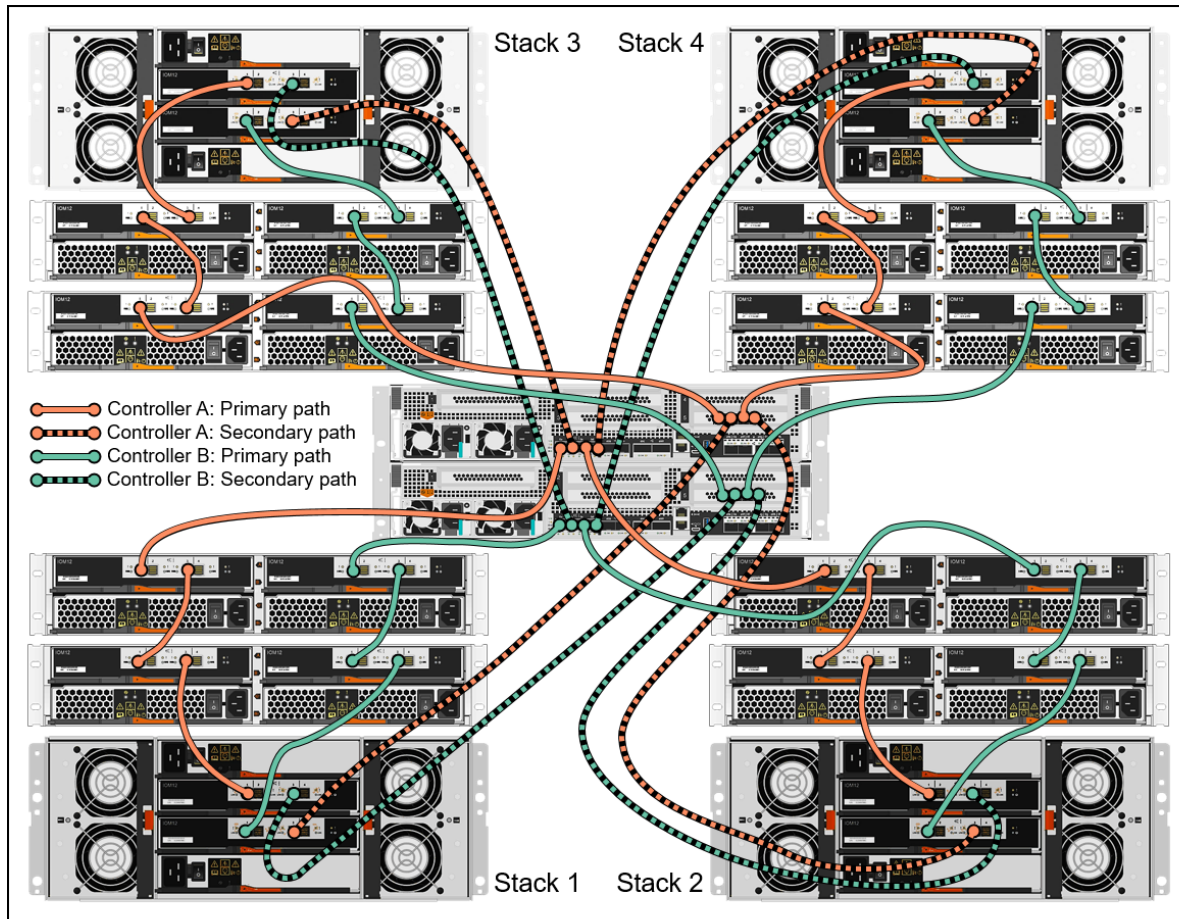


Figure 12. DM7100H expansion enclosure connectivity topology: Four stacks

**Expansion cabling rules:**

- Ports A and C (integrated and on the SAS adapter cards) on the Controller 1 are primary paths to separate stacks; each port is connected to the Port 1 on the I/O Module A in the first expansion enclosure in the stack.
- Ports A and C (integrated and on the SAS adapter cards) on the Controller 2 are primary paths to separate stacks; each port is connected to the Port 1 on the I/O Module B in the first expansion enclosure in the stack.
- Ports A at the same location (either integrated or on the SAS adapter cards) on both controllers are connected to the same stack; Ports C at the same location (either integrated or on the SAS adapter cards) on both controllers are connected to the same stack.
- Ports B and D (integrated and on the SAS adapter cards) on the Controller 1 are secondary paths to separate stacks; each port is connected to the Port 3 on the I/O Module B in the last expansion enclosure in the stack.
- Ports B and D (integrated and on the SAS adapter cards) on the Controller 2 are secondary paths to separate stacks; each port is connected to the Port 3 on the I/O Module A in the last expansion enclosure in the stack.
- Ports B at the same location (either integrated or on the SAS adapter cards) on both controllers are connected to the same stack; Ports D at the same location (either integrated or on the SAS adapter cards) on both controllers are connected to the same stack.
- Port 3 on the I/O Module A in the first expansion enclosure in a stack is connected to Port 1 on the I/O Module A in the adjacent expansion enclosure in the same stack, and so on (until the last expansion enclosure in the stack is cabled).
- Port 3 on the I/O Module B in the first expansion enclosure in a stack is connected to Port 1 on the I/O Module B in the adjacent expansion enclosure in the same stack, and so on (until the last expansion enclosure in the stack is cabled).

The following table lists ordering information for the supported expansion enclosure connectivity options.

Table 5. Expansion enclosure connectivity options

Description	Part number	Feature code	Maximum quantity per one expansion enclosure
External MiniSAS HD 8644/MiniSAS HD 8644 0.5M Cable	00YL847	AU16	4
External MiniSAS HD 8644/MiniSAS HD 8644 1M Cable	00YL848	AU17	4
External MiniSAS HD 8644/MiniSAS HD 8644 2M Cable	00YL849	AU18	4
External MiniSAS HD 8644/MiniSAS HD 8644 3M Cable	00YL850	AU19	4

**Configuration notes:**

- The following quantities of SAS cables are needed per stack of the expansion enclosures:
  - Two SAS cables per expansion enclosure in the stack for connecting the first expansion enclosure in the stack to the controller enclosure and for connections to the adjacent expansion enclosures.
  - Two additional SAS cables for connecting the last expansion enclosure in the stack to the controller enclosure.
- The length of the SAS cables that connect a 2U12 or 2U24 enclosure to an adjacent 4U or 4U60 enclosure should be at least 1 meter.



## Drives

With the DM7100H, the drives are installed in the expansion enclosures. The ThinkSystem DM240S 2U24 SFF expansion enclosures support up to 24 SFF hot-swap drives, the DM120S 2U12 LFF expansion enclosures support up to 12 LFF hot-swap drives, and the DM600S 4U60 LFF expansion enclosures support up to 60 LFF hot-swap drives.

**Shipping requirement:** 2U12 and 2U24 enclosures can be shipped with all drive bays populated, however the 4U60 enclosures must be shipped with drives removed.

The following table lists supported drive packs for the controller and expansion enclosures.

### Configuration notes:

- When ordering the systems, select the drives that match the ONTAP offering and bundle you are installing on the DM controller. Drive feature codes are specific to Unified or SAN Only offerings, and to Base, Fundamentals and Premium bundles. See the [Software](#) section for details.
- Drives are sold in packs. Supported quantities are as follows:
  - The DM240S 2U24 SFF expansion enclosure supports 12, 18 or 24 SFF drives
  - The DM120S 2U12 LFF expansion enclosures support 6 or 12 LFF drives. The first enclosure must be fully populated with 12 drives.
  - The DM600S 4U60 LFF expansion enclosures support 30 or 60 LFF drives
- For factory-installed drive packs, all drives in the enclosure must be of the same type and capacity.

**Field upgrades:** Drive packs for field upgrades can be ordered via the CTO base 7D4FCTO1WW, ThinkSystem DM Drive Pack Upgrades for DM7100. These are for use in existing expansion enclosures that have not been fully populated with the factory-installed drive packs

Table 6. DM240S 2U24 SFF drive options

Description	Part number	Feature code	Maximum quantity per 2U24 enclosure
<b>2.5-inch 12 Gbps SAS hot-swap HDDs</b>			
ThinkSystem 5.4TB (6x 900GB 10K SAS HDDs) 2U24 Drive Pack for DM7100H	None*	BC7G	4
ThinkSystem 7.2TB (6x 1.2TB 10K SAS HDDs) 2U24 Drive Pack for DM7100H	None*	BC7H	4
ThinkSystem 10.8TB (6x 1.8TB 10K SAS HDDs) 2U24 Drive Pack for DM7100H	None*	BC7J	4
Lenovo ThinkSystem 14.4TB (6x 2.4TB, 2.5", SAS 10K HDD) Drive Pack for DM7100H - Premium/Complete Bundle	None*	BX18	4
Lenovo ThinkSystem 14.4TB (6x 2.4TB, 2.5", SAS 10K HDD) Drive Pack for DM7100H- Base/Essential Bundle	None*	BX19**	4
<b>2.5-inch 12 Gbps SAS hot-swap SSDs</b>			
ThinkSystem 5.76TB (6x 960GB SAS SSDs) 2U24 Drive Pack for DM7100H	None*	BC7K	4
ThinkSystem 23TB (6x 3.84TB SAS SSDs) 2U24 Drive Pack for DM7100H	None*	BC7N	4
ThinkSystem 46TB (6x 7.68TB SAS SSDs) 2U24 Drive Pack for DM7100H	None*	BC7P	4
ThinkSystem 92TB (6x 15.36TB SAS SSDs) 2U24 Drive Pack for DM7100H	None*	BC7R	4

\* Drive packs for field upgrades can be ordered via the CTO base 7D4FCTO1WW (refer to the **Field upgrade** note above)

\*\* China only

The following table lists supported drive options for the DM120S 2U12 LFF expansion enclosures.

Table 7. DM120S 2U12 LFF drive options: 3.5-inch 12 Gbps NL SAS hot-swap HDDs

Description	Part number	Feature code	Maximum quantity per 2U12 enclosure
ThinkSystem 24TB (6x 4TB NL SAS HDDs) 2U12 Drive Pack for DM7100H	None*	BC7D	2
ThinkSystem 48TB (6x 8TB NL SAS HDDs) 2U12 Drive Pack for DM7100H	None*	BC7E	2
ThinkSystem 60TB (6x 10TB NL SAS HDDs) 2U12 Drive Pack for DM7100H	None*	BC7F	2
ThinkSystem 96TB (6x 16TB NL SAS HDDs) 2U12 Drive Pack for DM7100H	None*	BEFN	2
Lenovo ThinkSystem 132TB (6x 22TB, 3.5", NLSAS HDD) Drive Pack for DM7100H - Premium/Complete Bundle	None*	BXQB	2
Lenovo ThinkSystem 132TB (6x 22TB, 3.5", NLSAS HDD) Drive Pack for DM7100H - Base/Essential Bundle	None*	BXQA**	2

\* Drive packs for field upgrades can be ordered via the CTO base 7D4FCTO1WW (refer to the **Field upgrade** note above)

\*\* China only

The following table lists supported drive options for the DM600S 4U60 LFF expansion enclosures.

Table 8. DM600S 4U60 LFF drive options: 3.5-inch 12 Gbps NL SAS hot-swap HDDs

Description	Part number	Feature code	Maximum quantity per 4U60 enclosure
ThinkSystem 120TB (30x 4TB NL SAS HDDs) 4U60 Drive Pack for DM7100H	None*	BC9Y	2
ThinkSystem 240TB (30x 8TB NL SAS HDDs) 4U60 Drive Pack for DM7100H	None*	BC9Z	2
ThinkSystem 300TB (30x 10TB NL SAS HDDs) 4U60 Drive Pack for DM7100H	None*	BC7C	2
ThinkSystem 480TB (30x 16TB NL SAS HDDs) 4U60 Drive Pack for DM7100H	None*	BEFT	2
Lenovo ThinkSystem 660TB (30x 22TB, 3.5", NLSAS HDD) Drive Pack for DM7100H - Premium/Complete Bundle	None*	BXQK	2
Lenovo ThinkSystem 660TB (30x 22TB, 3.5", NLSAS HDD) Drive Pack for DM7100H- Base/Essential Bundle	None*	BXQM**	2

\* Drive packs for field upgrades can be ordered via the CTO base 7D4FCTO1WW (refer to the **Field upgrade** note above)

\*\* China only

## Software

In this section:

- [Feature bundles](#)
- [ONTAP software versions](#)
- [Upgrading to Unified Premium ONTAP](#)
- [Ansible playbooks for DM Series](#)

ONTAP software unifies data management across flash, disk, and cloud to simplify the Lenovo DM storage environment. It builds the foundation for a Data Fabric, making it easy to move the data where it is needed across flash, disk, and cloud resources.

### Feature bundles

Controller software for the DM7100H is available in the following bundles of features:

- Unified Essentials (China only) (Feature BWU9)
- Unified Complete (Feature BWU8)

The following table summarizes the features in each bundle for the DM7100H.

Table 9. Comparison of software features for the DM7100H

Feature	Unified Essentials (PRC only)	Unified Complete (WW)
Controller software feature code	BWU9	BWU8
RAID-4, RAID-DP, and RAID-TEC data protection	Included	Included
SAN (Block access): iSCSI, FC, NVMe/FC	Included	Included
NAS (File access): NFS, CIFS/SMB	Included	Included
Thin provisioning	Included	Included
Compression	Included	Included
Deduplication	Included	Included
Snapshots	Included	Included
Encryption*	No	Included*†
Balanced placement	Included	Included
Dynamic capacity expansion	Included	Included
Adaptive Quality of Service	Included	Included
SnapRestore	Included	Included
FlexClone	Included	Included
FlexVol	Included	Included
FlexCache	Included	Included
SnapMirror asynchronous replication	No	Included
SyncMirror data protection	Included	Included
Trusted Platform Module (TPM) support	No	Included†
MetroCluster IP	Included	Included
NVMe over FC Protocol	No	No
NVMe over TCP Protocol	Included	Included
SnapMirror synchronous replication	No	Included
FlexGroup	Included	Included
SnapVault disk-based storage backup	No	Included
SnapCenter	No	Included
ONTAP S3	Included	Included
ONTAP S3 SnapMirror	No	Included
SnapLock data protection	No	Included
Multitenant Key Management	No	Included
Anti-ransomware Protection	No	Included
SnapMirror Cloud	No	Included
FabricPool object storage tiering	Optional	Optional

\* Requires the encryption version of ONTAP. See the [ONTAP software](#) section.

† Not available in PRC

The features are summarized as follows:

- **RAID-4, RAID-DP, and RAID-TEC data protection** : Provides the flexibility to choose the level of data protection required and helps improve performance and availability with built-in spare capacity and by distributing data across all physical drives in the aggregate, sustaining to up to one (RAID-4), two (RAID-DP), or three (RAID-TEC) concurrent drive failures.
- **Thin provisioning**: Optimizes efficiency by allocating storage space based on the minimum space required by each application at any given time, so that applications consume only the space they are actually using, not the total space that has been allocated to them, which allows customers to purchase storage they need today and add more as application requirements grow.
- **Compression**: Provides transparent inline and post-process data compression to reduce the amount of storage that customers need to purchase and manage.
- **Deduplication**: Performs general-purpose deduplication for removal of redundant data to reduce the amount of storage that customers need to purchase and manage.
- **Snapshots**: Enables creation of read-only copies of data for backup, parallel processing, testing, and development, and have the copies available almost immediately.
- **Encryption**: Provides software-based encryption for data at rest for enhanced data security with the traditional drives and embedded key management (requires the encryption-capable version of the ONTAP software).
- **Balanced placement**: Provides automated workload distribution across the cluster to help increase utilization and performance.
- **Dynamic capacity expansion**: Allows the capacity of a volume or aggregate to be expanded by adding new physical drives.
- **Adaptive Quality of Service**: Simplifies operations and maintains consistent workload performance by defining QoS policies and automatically adjusting storage resources to respond to workload changes.
- **SnapRestore**: Enables quick recovery of data by reverting a local volume or file to its previous state from a particular snapshot copy stored on the file system.
- **FlexClone**: References snapshot metadata to create writable point-in-time copies of a volume.
- **FlexVol**: Provides abstraction layer between the logical volume and its physical location in the storage array.
- **FlexCache**: Speeds up access to data and offloads traffic from heavily accessed volumes for read-intensive workloads by placing frequently used data in cache locally or remotely (closer to the point of client access) and serving the data to the clients directly from cache without accessing the data source.
- **SnapMirror asynchronous replication**: Provides storage system-based data replication between the storage systems containing source (local) and destination (remote) volumes by using asynchronous (at specified regular intervals) data transfers over IP communication links.
- **SyncMirror data protection**: Adds extra level of data protection and availability by mirroring a pair of RAID aggregates.
- **Trusted Platform Module (TPM)**: For encryption enabled systems. The encryption keys for the onboard key manager (OKM) are no longer stored in the boot device, but instead are stored in the physical TPM for systems so equipped, offering greater security and protection. Moving to the TPM is a nondisruptive process.
- **MetroCluster IP**: Provides storage system-based clustering with online, real-time data mirroring between the local and remote sites by using synchronous data transfers over IP communication links to deliver continuous availability with zero RPO and near-zero RTO. All storage systems in a MetroCluster IP configuration must be of the same model. New to ONTAP 9.11: MetroCluster with Storage Virtual Machine Disaster Recovery (SVM-DR) can now use a third site for the SVM-DR
- **NVMe over TCP Protocol**: Enables NVMe over TCP

- **Data Protection Optimized (DPO)**: Increases the amount of concurrent SnapMirror sessions per node, as well as improving SnapMirror performance to the cluster.
- **SnapMirror synchronous replication**: Provides storage system-based data replication between the storage systems containing source (local) and destination (remote) volumes by using synchronous (as soon as the data is written to the source volume)
- **FlexGroup**: Enables a single volume to span across multiple clustered storage arrays to maximize storage capacity and automate load distribution. New to ONTAP 9.11: FlexGroups can now be created as SnapLock volumes.
- **SnapVault disk-based storage backup**: Enables data stored on multiple systems to be backed up to a central, secondary system quickly and efficiently as read-only snapshot copies.
- **SnapCenter**: Provides application- and virtual machine-aware backup and restoration of data by using the Snapshots technology and leverages the SnapMirror capabilities of storage systems to provide onsite or offsite backup set mirroring for disaster recovery.
- **ONTAP S3**: Expands the DM Series unified story and allows customers to manage, block, file, and object data from one interface. Customers can now natively store data in S3 buckets onboard the DM Series.
- **ONTAP S3 SnapMirror** : Enables you to protect buckets in ONTAP S3 object stores using familiar SnapMirror mirroring and backup functionality. Requires ONTAP 9.11 or later on both source and destination clusters. Requires the Unified Premium Bundle.
- **SnapMirror Cloud**: A backup and recovery technology designed for ONTAP users who want to transition their data protection workflows to the cloud. SnapMirror Cloud is an extension to the family of SnapMirror replication technologies. While SnapMirror is frequently used for ONTAP-to-ONTAP backups, SnapMirror Cloud uses the same replication engine to transfer Snapshot copies for ONTAP to S3-compliant object storage backups.
- **Multitenant Key Management (MTKM)**: Provides the ability for individual tenants or storage virtual machines (SVMs) to maintain their own keys through KMIP for NVE. With multitenant external key management, you can centralize your organization's key management functions by department or tenant while inherently confirming that keys are not stored near the assets. This approach decreases the possibility of compromise.
- **Anti-ransomware**: Uses workload analysis in NAS (NFS and SMB) environments to proactively detect and warn about abnormal activity that might indicate a ransomware attack. When an attack is suspected, anti-ransomware also creates new Snapshot backups, in addition to existing protection from scheduled Snapshot copies. New to ONTAP 9.11: Optional multi-admin verification to approve administration functions that could result in data loss.
- **FabricPool**: FabricPool is a hybrid storage solution that uses an all flash (all SSD) aggregate as the performance tier and an object store as the external capacity tier. Data in a FabricPool is stored in a tier based on whether it is frequently accessed or not. Using a FabricPool helps you reduce storage cost without compromising performance, efficiency, or protection.
- No license is required when tiering to StorageGRID or ONTAP S3
- **SnapLock data protection**: Creates Write-Once-Read-Many (WORM) non-rewritable, non-erasable data on hard disk drives to prevent files from being altered or deleted until a predetermined or default retention date.

## ONTAP software versions

The following table lists the software selection options for the DM7100H. The table also indicates which markets each version is available in.

Table 10. Software selection

Feature code	Description	Availability
ONTAP 9.12		
BX90	Lenovo ThinkSystem Storage ONTAP 9.12 Software Encryption - IPAv2	All markets
BX91	Lenovo ThinkSystem Storage ONTAP 9.12 Software NonEncryption - IPAv2	All markets
ONTAP 9.13		
BWUA	Lenovo ThinkSystem Storage ONTAP 9.13 Software Encryption - IPAv2	All markets
BWUB	Lenovo ThinkSystem Storage ONTAP 9.13 Software NonEncryption - IPAv2	All markets
ONTAP 9.14		
C0S6	Lenovo ThinkSystem Storage ONTAP 9.14 Software Encryption - IPAv2	All markets
C0S7	Lenovo ThinkSystem Storage ONTAP 9.14 Software NonEncryption - IPAv2	All markets

Software maintenance is included in the DM7100H warranty and support (see [Warranty and support](#) for details).

### Upgrading to Unified Premium ONTAP

**PRC only:** This section only applies to customers in China who are using the Unified Base offering.

To upgrade your existing ONTAP installation to Unified Premium ONTAP, use DCSC to specify the storage you already have installed, since the upgrade license is based on your existing configuration.

<https://dcsc.lenovo.com/#/configuration/cto/7D4FCTO2WW?hardwareType=storage>

The software license for field upgrades is ordered via the CTO base 7D4FCTO2WW, as listed in the following table.

Table 12. Feature codes for ONTAP upgrades (MTM 7D4FCTO2WW)

Feature code	Description
BNKN	Unified Base to Unified Premium CFC Selection (PRC only)

### Ansible playbooks for DM Series

Ansible Playbooks give customers the ability to quickly deploy and use DM Series storage systems using a standard open source deployment tool. Each playbook executes a set of tasks to achieve a configuration/provisioning goal.

Lenovo has created playbooks that can be used with DM Series storage systems to help with:

- Provisioning
- Configuring

To access the Ansible Playbooks for Lenovo ThinkSystem DM Series storage systems, go to the following page:

<https://github.com/lenovo/ansible-dm-series-ontap>



## Management

The ThinkSystem DM7100H Unified Hybrid Storage Array supports the following management interfaces:

- Lenovo ThinkSystem Storage Manager, a web-based interface via HTTPS for single-system management or centralized management of the cluster of systems, that runs on the storage system itself and requires only a supported browser (Microsoft Internet Explorer, Google Chrome, or Mozilla Firefox), so there is no need for a separate console or plug-in.
- Command line interface (CLI) via SSH or through serial console.
- Syslog, SNMP, and e-mail notifications.
- Optional Lenovo XClarity for discovery, inventory, monitoring, and alerts.

## Power supplies and cables

The ThinkSystem DM7100H 4U controller enclosure ships with four redundant hot-swap 1600 W (100 - 240 V) Platinum AC power supplies, each with an IEC 320-C14 connector.

The ThinkSystem DM240S 2U24 SFF and DM120S 2U12 LFF expansion enclosures ship with two redundant hot-swap 913 W (100 - 240 V) Platinum AC power supplies, each with an IEC 320-C14 connector.

The ThinkSystem DM600S 4U60 LFF expansion enclosures ship with two redundant hot-swap 2325 W (200 - 240 V) Platinum AC power supplies, each with an IEC 320-C20 connector.

Each ThinkSystem DM Series enclosure requires the selection of two or four power cables, depending on the quantity of the power supplies in the enclosure.

The following table lists the rack power cable and line cord options that can be ordered for the DM7100H 4U, DM240S 2U24 SFF, and DM120S 2U12 LFF enclosures (two or four power cords per enclosure).

Table 13. Power cables for DM7100H 4U, DM240S 2U24 SFF, and DM120S 2U12 LFF enclosures

Description	Part number	Feature code
<b>Rack power cables</b>		
1.0m, 13A/100-250V, C13 to IEC 320-C14 Rack Power Cable	4L67A08367	B0N5
1.2m, 16A/100-250V, 2 Short C13s to Short C20 Rack Power Cable	47C2491	A3SW
1.5m, 13A/100-250V, C13 to IEC 320-C14 Rack Power Cable	4L67A08368	B0N6
2.0m, 13A/125V-10A/250V, C13 to IEC 320-C14 Rack Power Cable	4L67A08369	6570
2.5m, 16A/100-250V, 2 Long C13s to Short C20 Rack Power Cable	47C2492	A3SX
2.8m, 13A/125V-10A/250V, C13 to IEC 320-C14 Rack Power Cable	4L67A08370	6400
2.8m, 16A/100-250V, 2 Short C13s to Long C20 Rack Power Cable	47C2493	A3SY
4.1m, 16A/100-250V, 2 Long C13s to Long C20 Rack Power Cable	47C2494	A3SZ
4.3m, 13A/125V-10A/250V, C13 to IEC 320-C14 Rack Power Cable	4L67A08371	6583
<b>Line cords</b>		
2.8m, 10A/250V, C13 to AS/NZS 3112 Line Cord	39Y7924	6211
2.8m, 10A/250V, C13 to BS 1363/A Line Cord	39Y7923	6215
2.8m, 10A/250V, C13 to CEE7-VII Line Cord	39Y7917	6212
2.8m, 10A/250V, C13 to CEI 23-16 Line Cord	39Y7921	6217
2.8m, 10A/250V, C13 to CNS 10917-3 Line Cord	81Y2375	6317
2.8m, 10A/250V, C13 to DK2-5a Line Cord	39Y7918	6213

Description	Part number	Feature code
2.8m, 10A/250V, C13 to GB 2099.1 Line Cord	39Y7928	6210
2.8m, 10A/250V, C13 to IRAM 2073 Line Cord	39Y7930	6222
2.8m, 10A/250V, C13 to IS 6538 Line Cord	39Y7927	6269
2.8m, 10A/250V, C13 to NBR 14136 Line Cord	69Y1988	6532
2.8m, 10A/250V, C13 to NEMA 6-15P Line Cord	46M2592	A1RF
2.8m, 10A/250V, C13 to SABS 164 Line Cord	39Y7922	6214
2.8m, 10A/250V, C13 to SEV 1011-S24507 Line Cord	39Y7919	6216
2.8m, 10A/250V, C13 to SI 32 Line Cord	39Y7920	6218
2.8m, 12A/125V, C13 to JIS C-8303 Line cord	46M2593	A1RE
2.8m, 12A/250V, C13 to JIS C-8303 Line Cord	4L67A08357	6533
2.8m, 12A/250V, C13 to KS C8305 Line Cord	39Y7925	6219
2.8m, 13A/125V, C13 to NEMA 5-15P Line Cord	00WH545	6401
2.8m, 15A/125V, C13 to CNS 10917-3 Line Cord	81Y2374	6402
4.3m, 10A/250V, C13 to AS/NZS 3112 Line Cord	81Y2383	6574
4.3m, 10A/250V, C13 to BS 1363/A Line Cord	81Y2377	6577
4.3m, 10A/250V, C13 to CEE7-VII Line Cord	81Y2376	6572
4.3m, 10A/250V, C13 to CEI 23-16 Line Cord	81Y2380	6493
4.3m, 10A/250V, C13 to CNS 10917-3 Line Cord	81Y2389	6531
4.3m, 10A/250V, C13 to DK2-5a Line Cord	81Y2382	6575
4.3m, 10A/250V, C13 to GB 2099.1 Line Cord	81Y2378	6580
4.3m, 10A/250V, C13 to IRAM 2073 Line Cord	81Y2384	6492
4.3m, 10A/250V, C13 to IS 6538 Line Cord	81Y2386	6567
4.3m, 10A/250V, C13 to NBR 14136 Line Cord	81Y2387	6404
4.3m, 10A/250V, C13 to NEMA 6-15P Line Cord	4L67A08361	6373
4.3m, 10A/250V, C13 to SABS 164 Line Cord	81Y2379	6576
4.3m, 10A/250V, C13 to SEV 1011-S24507 Line Cord	81Y2390	6578
4.3m, 10A/250V, C13 to SI 32 Line Cord	81Y2381	6579
4.3m, 12A/125V, C13 to JIS C-8303 Line Cord	39Y7926	6335
4.3m, 12A/250V, C13 to JIS C-8303 Line Cord	4L67A08362	6495
4.3m, 12A/250V, C13 to KS C8305 Line Cord	81Y2385	6494
4.3m, 13A/125V, C13 to NEMA 5-15P Line Cord	4L67A08360	AX8A
4.3m, 15A/125V, C13 to CNS 10917-3 Line Cord	81Y2388	6530

The following table lists the rack power cable and line cord options that can be ordered for the DM600S 4U60 LFF expansion enclosures (two power cords per enclosure).

Table 14. Power cables for DM600S 4U60 enclosures

Description	Part number	Feature code
Rack power cables		
2.5m, 16A/100-250V, C19 to IEC 320-C20 Rack Power Cable	39Y7916	6252

Description	Part number	Feature code
Line cords		
4.3m, 13A/250V, C19 to BS 1363/A Line Cord	40K9767	6278
4.3m, 15A/200V, C19 to JIS C-8303 Line Cord	41Y9233	6291
4.3m, 15A/250V, C19 to AS/NZS 3112 Line Cord	40K9773	6284
4.3m, 15A/250V, C19 to KSC 8305 Line Cord	41Y9231	6289
4.3m, 15A/250V, C19 to NEMA 6-15P Line Cord	00D7197	A1NV
4.3m, 16A/250V, C19 to CEE7-VII Line Cord	40K9766	6279
4.3m, 16A/250V, C19 to CEI 23-16 Line Cord	40K9768	6281
4.3m, 16A/250V, C19 to CNS 10917-3 Line Cord	41Y9230	6287
4.3m, 16A/250V, C19 to GB2099.1 Line Cord	40K9774	6288
4.3m, 16A/250V, C19 to IEC 309 P+N+G Line Cord	40K9769	6283
4.3m, 16A/250V, C19 to IRAM 2073 Line Cord	40K9777	6276
4.3m, 16A/250V, C19 to IS6538 Line Cord	40K9776	6285
4.3m, 16A/250V, C19 to NBR 14136 Line Cord	40K9775	6277
4.3m, 16A/250V, C19 to SABS 164 Line Cord	40K9770	6280
4.3m, 16A/250V, C19 to SEV 1011 Line Cord	81Y2391	6549
4.3m, 16A/250V, C19 to SI 32 Line Cord	40K9771	6282
4.3m, 18A/250V, C19 to NEMA L6-20P Line Cord	40K9772	6275

## Rack installation

The individually shipped ThinkSystem DM Series enclosures come with the following rail kits:

- DM7100H: ThinkSystem Storage Rail Kit 4U60
- DM240S 2U24 SFF and DM600S 4U60 LFF: ThinkSystem Storage Rack Mount Kit 2U24/4U60
- DM120S 2U12 LFF: ThinkSystem Storage Rack Mount Kit 2U12

The rack mount kits are listed in the following table.

Table 15. 4-post rack mount kits

Description	Feature code	Quantity
Lenovo ThinkSystem Storage Rail Kit 4U60	BE28	1
Lenovo ThinkSystem Storage Rack Mount Kit 2U24/4U60	B38Y	1
Lenovo ThinkSystem Storage Rack Mount Kit 2U12	B38X	1

When the ThinkSystem DM Series enclosures are factory-integrated and shipped installed in a rack cabinet, the rack mount kits that support Ship-in-Rack (SIR) capabilities are derived by the configurator.

The SIR-capable rack mount kits are listed in the following table.

Table 16. 4-post SIR rack mount kits

Description	Feature code	Quantity
Lenovo ThinkSystem Storage Rail Kit 4U60	BE28	1
Lenovo ThinkSystem Storage SIR Rack Mount Kit (for 2U24 enclosures)	B6TH	1
Lenovo ThinkSystem Storage Rack Mount Kit 2U12	B38X	1

The following table summarizes the rack mount kit features and specifications.

Table 17. Rack mount kit features and specifications summary

Attribute	Screw-in fixed rail with adjustable depth			
	2U12	2U24/4U60	2U24 SIR	4U60
Feature code	B38X	B38Y	B6TH	BE28
Enclosure support	DM120S	DM240S DM600S‡	DM240S	DM7100H DM600S‡
Rail type	Fixed (static) with adjustable depth	Fixed (static) with adjustable depth	Fixed (static) with adjustable depth	Fixed (static) with adjustable depth
Tool-less installation	No	No	No	No
In-rack maintenance	Yes*	Yes*	Yes*	Yes*
Ship-in-rack (SIR) support	Yes	No	Yes	Yes
1U PDU support	Yes	Yes	Yes	Yes
0U PDU support	Limited**	Limited**	Limited**	Limited**
Rack type	IBM or Lenovo 4-post, IEC standard-compliant			
Mounting holes	Square or round	Square or round	Square or round	Square or round
Mounting flange thickness	2 mm (0.08 in.) – 3.3 mm (0.13 in.)	2 mm (0.08 in.) – 3.3 mm (0.13 in.)	2 mm (0.08 in.) – 3.3 mm (0.13 in.)	2 mm (0.08 in.) – 3.3 mm (0.13 in.)
Distance between front and rear mounting flanges <sup>^</sup>	605 mm (23.8 in.) – 812.8 mm (32 in.)	605 mm (23.8 in.) – 812.8 mm (32 in.)	605 mm (23.8 in.) – 812.8 mm (32 in.)	605 mm (23.8 in.) – 812.8 mm (32 in.)

‡ The rack cabinet must be at least 1100 mm (43.31 in.) deep for 4U60 enclosures.

\* The majority of the enclosure components can be serviced from the front or rear of the enclosure, which does not require the removal of the enclosure from the rack cabinet.

\*\* If a 0U PDU is used, the rack cabinet must be at least 1000 mm (39.37 in.) deep for 2U12 and 2U24 enclosures, or at least 1200 mm (47.24 in.) deep for 4U and 4U60 enclosures.

<sup>^</sup> Measured when mounted on the rack, from the front surface of the front mounting flange to the rear most point of the rail.

## Physical specifications

The ThinkSystem DM7100H controller enclosure has the following dimensions and weight (approximate):

- Height: 175 mm (6.9 in.)
- Width: 447 mm (17.6 in.)
- Depth: 828 mm (32.6 in.)
- Weight (fully configured): 49.2 kg (108.5 lb)

The ThinkSystem DM240S 2U24 SFF enclosures have the following dimensions and weight (approximate):

- Height: 85 mm (3.4 in.)

- Width: 449 mm (17.7 in.)
- Depth: 484 mm (19.1 in.)
- Weight (fully configured): 24.4 kg (53.8 lb)

The ThinkSystem DM120S 2U12 LFF enclosures have the following dimensions and weight (approximate):

- Height: 85 mm (3.4 in.)
- Width: 447 mm (17.6 in.)
- Depth: 483 mm (19.0 in.)
- Weight (fully configured): 28.7 kg (63.3 lb)

The ThinkSystem DM600S 4U60 LFF enclosures have the following dimensions and weight (approximate):

- Height: 174 mm (6.9 in.)
- Width: 449 mm (17.7 in.)
- Depth: 922 mm (36.3 in.)
- Weight (fully configured): 111.5 kg (245.8 lb)

## Operating environment

The ThinkSystem DM7100H, DM240S 2U24 SFF, DM120S 2U12 LFF, and DM600S 4U60 LFF enclosures are supported in the following environment:

- Air temperature:
  - Operating:
    - DM7100H: 10 °C - 35 °C (50 °F - 95 °F)
    - DM240S 2U24 SFF and DM120S 2U12 LFF: 10 °C - 40 °C (50 °F - 104 °F)
    - DM600S 4U60 LFF: 5 °C - 40 °C (41 °F - 104 °F)
  - Non-operating: -40 °C - +70 °C (-40 °F - 158 °F)
  - Maximum altitude: 3050 m (10,000 ft)
- Relative humidity (non-condensing):
  - Operating:
    - DM7100H: 8% - 80%
    - DM240S 2U24 SFF and DM120S 2U12 LFF: 20% - 80%
    - DM600S 4U60 LFF: 8% - 85%
  - Non-operating: 10% - 95%
- Electrical power:
  - DM7100H
    - 100 to 127 (nominal) V AC; 50 Hz or 60 Hz; 16.12 A
    - 200 to 240 (nominal) V AC; 50 Hz or 60 Hz; 8.06 A
    - Maximum system power load: 1579 W
  - DM240S 2U24 SFF
    - 100 to 127 (nominal) V AC; 50 Hz or 60 Hz; 4.11 A
    - 200 to 240 (nominal) V AC; 50 Hz or 60 Hz; 2.05 A
    - Maximum system power load: 390 W
  - DM120S 2U12 LFF
    - 100 to 127 (nominal) V AC; 50 Hz or 60 Hz; 3.56 A
    - 200 to 240 (nominal) V AC; 50 Hz or 60 Hz; 1.78 A
    - Maximum system power load: 338 W
  - DM600S 4U60 LFF
    - 200 to 240 (nominal) V AC; 50 Hz or 60 Hz; 8.11 A
    - Maximum system power load: 1541 W
- Heat dissipation:
  - DM7100H: 5388 BTU/hour
  - DM240S 2U24 SFF: 1331 BTU/hour
  - DM120S 2U12 LFF: 1153 BTU/hour
  - DM600S 4U60 LFF: 5258 BTU/hour
- Acoustical noise emission:
  - DM7100H: 8.5 bels
  - DM240S 2U24 SFF: 6.9 bels
  - DM120S 2U12 LFF: 6.3 bels
  - DM600S 4U60 SFF: 7.2 bels

## Warranty and support

The DM7100H has a 3-year warranty and the expansion enclosures have a 1-year or 3-year warranty based on the machine type of the system, as listed in the following table.



Table 18. Duration of standard warranty

System	Machine type 1 year warranty	Machine type 3 year warranty
DM7100H Controller Enclosure	-	7D26
DM120S 2U12 LFF Expansion Enclosure	7Y59	7D7X
DM240S 2U24 SFF Expansion Enclosure	7Y58	7D7Y
DM600S 4U60 LFF Expansion Enclosure	7Y43	7D7Z

The standard warranty terms are customer-replaceable unit (CRU) and onsite (for field-replaceable units FRUs only) with standard call center support during normal business hours and 9x5 Next Business Day Parts Delivered.

Lenovo's additional support services provide a sophisticated, unified support structure for your data center, with an experience consistently ranked number one in customer satisfaction worldwide. Available offerings include:

- **Premier Support**

Premier Support provides a Lenovo-owned customer experience and delivers direct access to technicians skilled in hardware, software, and advanced troubleshooting, in addition to the following:

- Direct technician-to-technician access through a dedicated phone line
- 24x7x365 remote support
- Single point of contact service
- End to end case management
- Third-party collaborative software support
- Online case tools and live chat support
- On-demand remote system analysis

- **Warranty Upgrade (Preconfigured Support)**

Services are available to meet the on-site response time targets that match the criticality of your systems.

- 3, 4, or 5 years of service coverage
- 1-year or 2-year post-warranty extensions
- **Foundation Service:** 9x5 service coverage with next business day onsite response. YourDrive YourData is an optional extra (see below).
- **Essential Service:** 24x7 service coverage with 4-hour onsite response or 24-hour committed repair (available only in select markets). Bundled with YourDrive YourData.
- **Advanced Service:** 24x7 service coverage with 2-hour onsite response or 6-hour committed repair (available only in select markets). Bundled with YourDrive YourData.

- **Managed Services**

Lenovo Managed Services provides continuous 24x7 remote monitoring (plus 24x7 call center availability) and proactive management of your data center using state-of-the-art tools, systems, and practices by a team of highly skilled and experienced Lenovo services professionals.

Quarterly reviews check error logs, verify firmware & OS device driver levels, and software as needed. We'll also maintain records of latest patches, critical updates, and firmware levels, to ensure you systems are providing business value through optimized performance.

- **Technical Account Management (TAM)**

A Lenovo Technical Account Manager helps you optimize the operation of your data center based on a deep understanding of your business. You gain direct access to your Lenovo TAM, who serves as your single point of contact to expedite service requests, provide status updates, and furnish reports to track incidents over time. In addition, your TAM will help proactively make service recommendations and manage your service relationship with Lenovo to make certain your needs are met.

- **Enterprise Server Software Support**

Enterprise Software Support is an additional support service providing customers with software support on Microsoft, Red Hat, SUSE, and VMware applications and systems. Around the clock availability for critical problems plus unlimited calls and incidents helps customers address challenges fast, without incremental costs. Support staff can answer troubleshooting and diagnostic questions, address product comparability and interoperability issues, isolate causes of problems, report defects to software vendors, and more.

- **YourDrive YourData**

Lenovo's YourDrive YourData is a multi-drive retention offering that ensures your data is always under your control, regardless of the number of drives that are installed in your Lenovo server. In the unlikely event of a drive failure, you retain possession of your drive while Lenovo replaces the failed drive part. Your data stays safely on your premises, in your hands. The YourDrive YourData service can be purchased in convenient bundles and is optional with Foundation Service. It is bundled with Essential Service and Advanced Service.

- **Health Check**

Having a trusted partner who can perform regular and detailed health checks is central to maintaining efficiency and ensuring that your systems and business are always running at their best. Health Check supports Lenovo-branded server, storage, and networking devices, as well as select Lenovo-supported products from other vendors that are sold by Lenovo or a Lenovo-Authorized Reseller.

Examples of region-specific warranty terms are second or longer business day parts delivery or parts-only base warranty.

If warranty terms and conditions include onsite labor for repair or replacement of parts, Lenovo will dispatch a service technician to the customer site to perform the replacement. Onsite labor under base warranty is limited to labor for replacement of parts that have been determined to be field-replaceable units (FRUs). Parts that are determined to be customer-replaceable units (CRUs) do not include onsite labor under base warranty.

If warranty terms include parts-only base warranty, Lenovo is responsible for delivering only replacement parts that are under base warranty (including FRUs) that will be sent to a requested location for self-service. Parts-only service does not include a service technician being dispatched onsite. Parts must be changed at customer's own cost and labor and defective parts must be returned following the instructions supplied with the spare parts.

Lenovo Service offerings are region-specific. Not all preconfigured support and upgrade options are available in every region. For information about Lenovo service upgrade offerings that are available in your region, refer to the following resources:

- Service part numbers in Lenovo Data Center Solution Configurator (DCSC):  
<http://dcsc.lenovo.com/#/services>
- Lenovo Services Availability Locator  
<http://lenovolocator.com/>

For service definitions, region-specific details, and service limitations, please refer to the following documents:

- Lenovo Statement of Limited Warranty for Infrastructure Solutions Group (ISG) Servers and System Storage  
<http://pcsupport.lenovo.com/us/en/solutions/ht503310>
- Lenovo Data Center Services Agreement  
<http://support.lenovo.com/us/en/solutions/ht116628>

## Services

Lenovo Services is a dedicated partner to your success. Our goal is to reduce your capital outlays, mitigate your IT risks, and accelerate your time to productivity.

**Note:** Some service options may not be available in all markets or regions. For more information, go to <https://www.lenovo.com/services>. For information about Lenovo service upgrade offerings that are available in your region, contact your local Lenovo sales representative or business partner.

Here's a more in-depth look at what we can do for you:

- **Asset Recovery Services**

Asset Recovery Services (ARS) helps customers recover the maximum value from their end-of-life equipment in a cost-effective and secure way. On top of simplifying the transition from old to new equipment, ARS mitigates environmental and data security risks associated with data center equipment disposal. Lenovo ARS is a cash-back solution for equipment based on its remaining market value, yielding maximum value from aging assets and lowering total cost of ownership for your customers. For more information, see the ARS page, <https://lenovopress.com/lp1266-reduce-e-waste-and-grow-your-bottom-line-with-lenovo-ars>.

- **Assessment Services**

An Assessment helps solve your IT challenges through an onsite, multi-day session with a Lenovo technology expert. We perform a tools-based assessment which provides a comprehensive and thorough review of a company's environment and technology systems. In addition to the technology based functional requirements, the consultant also discusses and records the non-functional business requirements, challenges, and constraints. Assessments help organizations like yours, no matter how large or small, get a better return on your IT investment and overcome challenges in the ever-changing technology landscape.

- **Design Services**

Professional Services consultants perform infrastructure design and implementation planning to support your strategy. The high-level architectures provided by the assessment service are turned into low level designs and wiring diagrams, which are reviewed and approved prior to implementation. The implementation plan will demonstrate an outcome-based proposal to provide business capabilities through infrastructure with a risk-mitigated project plan.

- **Basic Hardware Installation**

Lenovo experts can seamlessly manage the physical installation of your server, storage, or networking hardware. Working at a time convenient for you (business hours or off shift), the technician will unpack and inspect the systems on your site, install options, mount in a rack cabinet, connect to power and network, check and update firmware to the latest levels, verify operation, and dispose of the packaging, allowing your team to focus on other priorities.

- **Deployment Services**

When investing in new IT infrastructures, you need to ensure your business will see quick time to value with little to no disruption. Lenovo deployments are designed by development and engineering teams who know our Products & Solutions better than anyone else, and our technicians own the process from delivery to completion. Lenovo will conduct remote preparation and planning, configure & integrate systems, validate systems, verify and update appliance firmware, train on administrative tasks, and provide post-deployment documentation. Customer's IT teams leverage our skills to enable IT staff to transform with higher level roles and tasks.

- **Integration, Migration, and Expansion Services**

Move existing physical & virtual workloads easily, or determine technical requirements to support increased workloads while maximizing performance. Includes tuning, validation, and documenting ongoing run processes. Leverage migration assessment planning documents to perform necessary migrations.

## Regulatory compliance

The ThinkSystem DM Series enclosures conform to the following regulations:

- FCC Part 15, Class A; UL 60950-1
- ICES-003, Class A; CAN/CSA-C22.2 60950-1
- NOM
- CE Mark (EN55032 Class A, EN55024, IEC/EN60950-1, IEC/EN62368-1); ROHS Directive 2011/65/EU
- EAC
- CCC GB 4943.1, GB 17625.1, GB 9254 Class A; CELP; CECP
- VCCI, Class A
- CNS 13438, Class A; CNS 14336-1
- KN32/35, Class A
- AS/NZS CISPR 22 Class A

## Interoperability

Lenovo provides end-to-end storage compatibility testing to deliver interoperability throughout the network. The ThinkSystem DM7100H Unified Hybrid Storage Array supports attachment to Lenovo servers by using NAS (NFS and CIFS/SMB), iSCSI, and Fibre Channel storage connectivity protocols.

For end-to-end storage configuration support, refer to the Lenovo Storage Interoperation Center (LSIC): <https://datacentersupport.lenovo.com/us/en/lxic>

Use the LSIC to select the known components of your configuration and then get a list all other supported combinations, with details about supported hardware, firmware, operating systems, and drivers, plus any additional configuration notes. View results on screen or export them to Excel.

## Cluster interconnect

The following table lists the Ethernet storage switch that can be used with the ThinkSystem DM7100H Unified Hybrid Storage Array for cluster interconnect and MetroCluster IP configurations.

Table 19. Ethernet storage switch

Description	Part number
BES-53248 Ethernet Storage Switch: 16x SFP ports and 2x QSFP ports active, 2 PS (CTO only)	7D2SCTO1WW

For more information, see the BES-53248 Ethernet Storage Switch for Lenovo Product Guide: <http://lenovopress.com/lp1226>

## Fibre Channel SAN switches

Lenovo offers the ThinkSystem DB Series of Fibre Channel SAN switches for high-performance storage expansion. See the DB Series product guides for models and configuration options:

- ThinkSystem DB Series SAN Switches:  
<https://lenovopress.com/storage/switches/rack#rt=product-guide>

## Rack cabinets

The following table lists the supported rack cabinets.

Table 20. Rack cabinets

Part number	Description
93072RX	25U Standard Rack (1000mm)
93072PX	25U Static S2 Standard Rack (1000mm)
7D6DA007WW	ThinkSystem 42U Onyx Primary Heavy Duty Rack Cabinet (1200mm)
7D6DA008WW	ThinkSystem 42U Pearl Primary Heavy Duty Rack Cabinet (1200mm)
1410-O42	Lenovo EveryScale 42U Onyx Heavy Duty Rack Cabinet
1410-P42	Lenovo EveryScale 42U Pearl Heavy Duty Rack Cabinet
93604PX	42U 1200mm Deep Dynamic Rack
93614PX	42U 1200mm Deep Static Rack
93634PX	42U 1100mm Dynamic Rack
93634EX	42U 1100mm Dynamic Expansion Rack
93074RX	42U Standard Rack (1000mm)
7D6EA009WW	ThinkSystem 48U Onyx Primary Heavy Duty Rack Cabinet (1200mm)
7D6EA00AWW	ThinkSystem 48U Pearl Primary Heavy Duty Rack Cabinet (1200mm)
1410-O48	Lenovo EveryScale 48U Onyx Heavy Duty Rack Cabinet
1410-P48	Lenovo EveryScale 48U Pearl Heavy Duty Rack Cabinet

For specifications about these racks, see the Lenovo Rack Cabinet Reference, available from:  
<https://lenovopress.com/lp1287-lenovo-rack-cabinet-reference>

For more information, see the list of Product Guides in the Rack cabinets category:  
<https://lenovopress.com/servers/options/racks>

## Power distribution units

The following table lists the power distribution units (PDUs) that are offered by Lenovo.

Table 21. Power distribution units

Part number	Feature code	Description	ANZ	ASEAN	Brazil	EET	MEA	RUCIS	WE	HTK	INDIA	JAPAN	LA	NA	PRC
<b>0U Basic PDUs</b>															
00YJ776	ATZY	0U 36 C13/6 C19 24A 1 Phase PDU	N	Y	Y	N	N	N	N	N	N	Y	Y	Y	N
<b>0U Switched and Monitored PDUs</b>															

Part number	Feature code	Description	ANZ	ASEAN	Brazil	EET	MEA	RUCIS	WE	HTK	INDIA	JAPAN	LA	NA	PRC
00YJ783	AU04	0U 12 C13/12 C19 Switched and Monitored 48A 3 Phase PDU	N	N	Y	N	N	N	Y	N	N	Y	Y	Y	N
00YJ781	AU03	0U 20 C13/4 C19 Switched and Monitored 24A 1 Phase PDU	N	N	Y	N	Y	N	Y	N	N	Y	Y	Y	N
<b>1U Switched and Monitored PDUs</b>															
4PU7A81117	BNDV	1U 18 C19/C13 switched and monitored 48A 3P WYE PDU - ETL	N	N	N	N	N	N	N	N	N	N	N	Y	N
4PU7A77467	BLC4	1U 18 C19/C13 Switched and Monitored 80A 3P Delta PDU	N	N	N	N	N	N	N	N	N	Y	N	Y	N
4PU7A77469	BLC6	1U 12 C19/C13 switched and monitored 60A 3P Delta PDU	N	N	N	N	N	N	N	N	N	N	N	Y	N
4PU7A77468	BLC5	1U 12 C19/C13 switched and monitored 32A 3P WYE PDU	Y	Y	Y	Y	Y	Y	Y	Y	Y	N	Y	Y	Y
4PU7A81118	BNDW	1U 18 C19/C13 switched and monitored 48A 3P WYE PDU - CE	Y	Y	Y	Y	Y	Y	Y	Y	Y	N	Y	N	Y
<b>1U Ultra Density Enterprise PDUs (9x IEC 320 C13 + 3x IEC 320 C19 outlets)</b>															
71763NU	6051	Ultra Density Enterprise C19/C13 PDU 60A/208V/3PH	N	N	Y	N	N	N	N	N	N	Y	Y	Y	N
71762NX	6091	Ultra Density Enterprise C19/C13 PDU Module	Y	Y	Y	Y	Y	Y	Y	Y	Y	Y	Y	Y	Y
<b>1U C13 Enterprise PDUs (12x IEC 320 C13 outlets)</b>															
39Y8941	6010	DPI C13 Enterprise PDU Module (WW)	Y	Y	Y	Y	Y	Y	Y	Y	Y	Y	Y	Y	Y
<b>1U Front-end PDUs (3x IEC 320 C19 outlets)</b>															
39Y8938	6002	DPI Single-phase 30A/120V Front-end PDU (US)	Y	Y	Y	Y	Y	Y	Y	Y	Y	Y	Y	Y	Y
39Y8939	6003	DPI Single-phase 30A/208V Front-end PDU (US)	Y	Y	Y	Y	Y	Y	Y	Y	Y	Y	Y	Y	Y
39Y8934	6005	DPI Single-phase 32A/230V Front-end PDU (International)	Y	Y	Y	Y	Y	Y	Y	Y	Y	Y	Y	Y	Y
39Y8940	6004	DPI Single-phase 60A/208V Front-end PDU (US)	Y	N	Y	Y	Y	Y	Y	N	N	Y	Y	Y	N
39Y8935	6006	DPI Single-phase 63A/230V Front-end PDU (International)	Y	Y	Y	Y	Y	Y	Y	Y	Y	Y	Y	Y	Y
<b>1U NEMA PDUs (6x NEMA 5-15R outlets)</b>															
39Y8905	5900	DPI 100-127V NEMA PDU	Y	Y	Y	Y	Y	Y	Y	Y	Y	Y	Y	Y	Y
<b>Line cords for 1U PDUs that ship without a line cord</b>															
40K9611	6504	4.3m, 32A/380-415V, EPDU/IEC 309 3P+N+G 3ph wye (non-US) Line Cord	Y	Y	Y	Y	Y	Y	Y	Y	Y	Y	Y	Y	Y
40K9612	6502	4.3m, 32A/230V, EPDU to IEC 309 P+N+G (non-US) Line Cord	Y	Y	Y	Y	Y	Y	Y	Y	Y	Y	Y	Y	Y
40K9613	6503	4.3m, 63A/230V, EPDU to IEC 309 P+N+G (non-US) Line Cord	Y	Y	Y	Y	Y	Y	Y	Y	Y	Y	Y	Y	Y
40K9614	6500	4.3m, 30A/208V, EPDU to NEMA L6-30P (US) Line Cord	Y	Y	Y	Y	Y	Y	Y	Y	Y	Y	Y	Y	Y

Part number	Feature code	Description	ANZ	ASEAN	Brazil	EET	MEA	RUCIS	WE	HTK	INDIA	JAPAN	LA	NA	PRC
40K9615	6501	4.3m, 60A/208V, EPDU to IEC 309 2P+G (US) Line Cord	N	N	Y	N	N	N	Y	N	N	Y	Y	Y	N
40K9617	6505	4.3m, 32A/230V, Souriau UTG Female to AS/NZ 3112 (Aus/NZ) Line Cord	Y	Y	Y	Y	Y	Y	Y	Y	Y	Y	Y	Y	Y
40K9618	6506	4.3m, 32A/250V, Souriau UTG Female to KSC 8305 (S. Korea) Line Cord	Y	Y	Y	Y	Y	Y	Y	Y	Y	Y	Y	Y	Y

For more information, see the Lenovo Press documents in the PDU category:  
<https://lenovopress.com/servers/options/pdu>

## Uninterruptible power supply units

The following table lists the uninterruptible power supply (UPS) units that are offered by Lenovo.

Table 22. Uninterruptible power supply units

Part number	Description
55941AX	RT1.5kVA 2U Rack or Tower UPS (100-125VAC)
55941KX	RT1.5kVA 2U Rack or Tower UPS (200-240VAC)
55942AX	RT2.2kVA 2U Rack or Tower UPS (100-125VAC)
55942KX	RT2.2kVA 2U Rack or Tower UPS (200-240VAC)
55943AX	RT3kVA 2U Rack or Tower UPS (100-125VAC)
55943KX	RT3kVA 2U Rack or Tower UPS (200-240VAC)
55945KX	RT5kVA 3U Rack or Tower UPS (200-240VAC)
55946KX	RT6kVA 3U Rack or Tower UPS (200-240VAC)
55948KX	RT8kVA 6U Rack or Tower UPS (200-240VAC)
55949KX	RT11kVA 6U Rack or Tower UPS (200-240VAC)
55948PX	RT8kVA 6U 3:1 Phase Rack or Tower UPS (380-415VAC)
55949PX	RT11kVA 6U 3:1 Phase Rack or Tower UPS (380-415VAC)
55943KT†	ThinkSystem RT3kVA 2U Standard UPS (200-230VAC) (2x C13 10A, 2x GB 10A, 1x C19 16A outlets)
55943LT†	ThinkSystem RT3kVA 2U Long Backup UPS (200-230VAC) (2x C13 10A, 2x GB 10A, 1x C19 16A outlets)
55946KT†	ThinkSystem RT6kVA 5U UPS (200-230VAC) (2x C13 10A outlets, 1x Terminal Block output)
5594XKT†	ThinkSystem RT10kVA 5U UPS (200-230VAC) (2x C13 10A outlets, 1x Terminal Block output)

† Only available in China and the Asia Pacific market.

For more information, see the list of Product Guides in the UPS category:  
<https://lenovopress.com/servers/options/ups>

## Lenovo Financial Services

Lenovo Financial Services reinforces Lenovo's commitment to deliver pioneering products and services that are recognized for their quality, excellence, and trustworthiness. Lenovo Financial Services offers financing solutions and services that complement your technology solution anywhere in the world.

We are dedicated to delivering a positive finance experience for customers like you who want to maximize your purchase power by obtaining the technology you need today, protect against technology obsolescence, and preserve your capital for other uses.

We work with businesses, non-profit organizations, governments and educational institutions to finance their entire technology solution. We focus on making it easy to do business with us. Our highly experienced team of finance professionals operates in a work culture that emphasizes the importance of providing outstanding customer service. Our systems, processes and flexible policies support our goal of providing customers with a positive experience.

We finance your entire solution. Unlike others, we allow you to bundle everything you need from hardware and software to service contracts, installation costs, training fees, and sales tax. If you decide weeks or months later to add to your solution, we can consolidate everything into a single invoice.

Our Premier Client services provide large accounts with special handling services to ensure these complex transactions are serviced properly. As a premier client, you have a dedicated finance specialist who manages your account through its life, from first invoice through asset return or purchase. This specialist develops an in-depth understanding of your invoice and payment requirements. For you, this dedication provides a high-quality, easy, and positive financing experience.

For your region-specific offers, please ask your Lenovo sales representative or your technology provider about the use of Lenovo Financial Services. For more information, see the following Lenovo website:

<https://www.lenovo.com/us/en/landingpage/lenovo-financial-services/>

## Seller training courses

The following sales training courses are offered for employees and partners (login required). Courses are listed in date order.

- 1. Lenovo Data Center Product Portfolio**  
2024-04-22 | 20 minutes | Employees and Partners

This course introduces the Lenovo data center portfolio, and covers servers, storage, storage networking, and software-defined infrastructure products. After completing this course about Lenovo data center products, you will be able to identify product types within each data center family, describe Lenovo innovations that this product family or category uses, and recognize when a specific product should be selected.

Published: 2024-04-22

Length: 20 minutes

Employee link: [Grow@Lenovo](mailto:Grow@Lenovo)

Partner link: [Lenovo Partner Learning](#)

Course code: SXXW1110r7



## 2. **VTT Data Management How to sell storage - April 2024**

2024-04-10 | 60 minutes | Employees Only

In this course, you will know:

- Why do we sell storage?
- What are the basics you need to get an opportunity rolling?
- Why Lenovo for Storage?
- What is happening in the market today?
- How to determine traction?

Published: 2024-04-10

Length: 60 minutes

Employee link: [Grow@Lenovo](#)

Course code: DVDAT209

## 3. **Lenovo Data Backup and Recovery Solution Overview**

2024-03-25 | 40 minutes | Employees and Partners

The goal of this course is to give Lenovo sellers and business partners an overview of the Data Backup and Recovery solution. This course includes general information about backup, archive, disaster, nomenclature and key terms for back and recovery, and Lenovo features and alliance partners software.

Published: 2024-03-25

Length: 40 minutes

Employee link: [Grow@Lenovo](#)

Partner link: [Lenovo Partner Learning](#)

Course code: DSOLO200

## 4. **ONTAP Technical Positioning**

2024-03-14 | 45 minutes | Employees and Partners

This course focuses on enabling you to interpret the technical market trends and challenges that ONTAP customers face. You also learn to ask qualifying questions that identify which industries, companies, and customer contacts are appropriate targets for ONTAP software. Module two covers explaining ONTAP features and functionality and enabling you to strengthen ONTAP marketing claims with technical details.

Learning Objectives:

- Interpret the technical market trends and challenges that ONTAP customers face
- Ask qualifying questions that identify which industries, companies, and customer contacts are appropriate targets for ONTAP software
- Explain ONTAP features and functionality
- Strengthen ONTAP marketing claims with technical details

Published: 2024-03-14

Length: 45 minutes

Employee link: [Grow@Lenovo](#)

Partner link: [Lenovo Partner Learning](#)

Course code: DDMT200r2

5. **Data management Overview**

2024-03-14 | 25 minutes | Employees and Partners

After completing this course you will be able to:

1. Know more about the data management trends and challenges
2. Understand the data management portfolio
3. Find out how data drives business value

Published: 2024-03-14

Length: 25 minutes

Employee link: [Grow@Lenovo](#)

Partner link: [Lenovo Partner Learning](#)

Course code: DSTOO201

6. **VTT ONTAP 9.14.1 and Bundle Change Update - February 2024**

2024-03-07 | 25 minutes | Employees Only

In this course, you will know more about:

- The new Features of ONTAP 9.14.1 update
- ONTAP Bundle Update

Published: 2024-03-07

Length: 25 minutes

Employee link: [Grow@Lenovo](#)

Course code: DVDAT207

7. **Selling ONTAP**

2024-03-06 | 22 minutes | Employees and Partners

In this course, you learn how ONTAP software helps your customers simplify data management, access and protect their data across clouds, and future-proof their environments.

Learning objectives:

- Explain the value of ONTAP data-management software
- Describe the features and benefits of ONTAP 9 software
- Effectively position ONTAP software to your customers

Published: 2024-03-06

Length: 22 minutes

Employee link: [Grow@Lenovo](#)

Partner link: [Lenovo Partner Learning](#)

Course code: DDMO102

8. **Family Portfolio: Storage**

2024-02-02 | 15 minutes | Employees and Partners

This course covers products in the Lenovo storage portfolio, from storage servers to direct-access storage through storage systems.

After completing this course about the Storage family, the learner will be able to identify products within the family, describe the features of this product family, and recognize when a specific product should be selected.

Published: 2024-02-02

Length: 15 minutes

Employee link: [Grow@Lenovo](#)

Partner link: [Lenovo Partner Learning](#)

Course code: SXSX1201r16

## 9. **Competing with ONTAP Fundamentals**

2024-02-01 | 16 minutes | Employees and Partners

Competing with ONTAP Fundamentals is intended to help sellers and partners be able to discuss the ONTAP Fundamentals license and how to position DM Series Storage with ONTAP Fundamentals versus competition.

Objectives:

Identify How to Position DM Series Storage with ONTAP Fundamentals Vs. Competition

Discuss the ONTAP Fundamentals License

Published: 2024-02-01

Length: 16 minutes

Employee link: [Grow@Lenovo](mailto:Grow@Lenovo)

Partner link: [Lenovo Partner Learning](#)

Course code: DSTOC100

## 10. **Lenovo ThinkSystem DM7100F Series vs DM7000F Series Infographic**

2024-01-30 | 3 minutes | Employees and Partners

Side-by-side comparison between the DM7100F and DM7000F Series Storage

Published: 2024-01-30

Length: 3 minutes

Employee link: [Grow@Lenovo](mailto:Grow@Lenovo)

Partner link: [Lenovo Partner Learning](#)

Course code: DSTOP100

## 11. **VTT ONTAP 9.13.1 and Bundle Change Update - November 2023**

2023-11-14 | 60 minutes | Employees Only

In this course, you will know more about:

- The new Features of ONTAP 9.13.1 update

- ONTAP Bundle Update

Published: 2023-11-14

Length: 60 minutes

Employee link: [Grow@Lenovo](mailto:Grow@Lenovo)

Course code: DVDAT205

## 12. **ONTAP Data Protection Fundamentals**

2023-11-02 | 76 minutes | Employees and Partners

In this course, we discuss the integrated data protection features in ONTAP data-management software. We also discuss the tools and software that you use to manage and monitor the data protection features. You learn about cluster peering, storage virtual machine (or SVM) peering, and data protection relationships. You also learn about the architecture and functionality of the Snapshot, SnapMirror, SnapVault, and SyncMirror technologies.

Course DDMT203 – ONTAP SAN Fundamentals is a prerequisite.

Course Objectives:

- Describe the integrated data protection features in ONTAP data-management software
- Identify the tools and software that you use to manage and monitor ONTAP data protection features
- Describe cluster peering, storage virtual machine (SVM) peering, and data protection relationships
- Explain the architecture and functionality of the Snapshot, SnapMirror, SnapVault, and SyncMirror technologies

Published: 2023-11-02

Length: 76 minutes

Employee link: [Grow@Lenovo](mailto:Grow@Lenovo)

Partner link: [Lenovo Partner Learning](#)

Course code: DDMT204r2

## 13. **Lenovo DM Series Data Efficiency Guarantee**

2023-10-09 | 10 minutes | Employees Only

The Data Efficiency Guarantee offers Lenovo customers an agreed amount of capacity savings. If the Lenovo solution does not meet the terms agreed to in the Guarantee, Lenovo will remediate.

Course Objectives:

- Define the Lenovo DM Series Data Efficiency Guarantee
- Understand how the guarantee works
- Describe the sales process for delivering and tracking the guarantee

Published: 2023-10-09

Length: 10 minutes

Employee link: [Grow@Lenovo](mailto:Grow@Lenovo)

Course code: DDMC100

**14. ThinkSystem DM Series Technical 200 - ONTAP Data Management Fundamentals**  
2023-10-03 | 90 minutes | Employees and Partners

This course focuses on enabling you to manage and provision ONTAP systems and it is part of the ISG Sales education supporting our ThinkSystem DM and DE Series education. Before taking this course, you should have completed the ThinkSystem DM and DE Series Overview as well as the ThinkSystem DM and DE Series Technical Overview 100. 200 level technical knowledge is provided separately for the DM and DE Series products.

This course focuses on enabling you to do the following:

- Describe the consumers of resources and management requirements
- Describe the user and administrative roles that manage resources
- List the various data management products you can use to manage ONTAP systems
- Define the resources that are commonly provisioned
- Describe various methods and tools that can be used to provision resources

Published: 2023-10-03

Length: 90 minutes

Employee link: [Grow@Lenovo](mailto:Grow@Lenovo)

Partner link: [Lenovo Partner Learning](#)

Course code: DDMT205

**15. ThinkSystem DM Series Technical 200 - ONTAP Cluster Fundamentals**  
2023-10-02 | 135 minutes | Employees and Partners

This course identifies and describes the components that make up a cluster. It also describes the supported cluster configurations and details the steps that are required to create and configure a cluster as well as discusses the physical storage components and the Write Anywhere File Layout file system, also known as the WAFL file system. Course DDMT200 – ONTAP Technical Positioning is a prerequisite.

By the end of this course, you will be able to:

- Identify the components that make up a cluster
- Describe the cluster configurations that are supported
- Create and configure a cluster
- Describe the physical storage components
- Describe the Write Anywhere File Layout (WAFL) file system

Published: 2023-10-02

Length: 135 minutes

Employee link: [Grow@Lenovo](mailto:Grow@Lenovo)

Partner link: [Lenovo Partner Learning](#)

Course code: DDMT201

**16. Assessment for Lenovo ThinkSystem DM and DE Series Technical Overview 100**  
2023-10-02 | 30 minutes | Partners Only

This is the online assessment for the virtual-live course Lenovo ThinkSystem DM and DE Series Technical Overview 100 (DDMT100).

Your objective for this assessment is to complete the 15-question quiz with the minimum passing score of 80%.

Published: 2023-10-02

Length: 30 minutes

Partner link: [Lenovo Partner Learning](#)

Course code: DDMT101

**17. ThinkSystem DM Series Technical 200 Assessment**

2023-09-28 | 15 minutes | Employees and Partners

This is the assessment for the DM Series Technical 200 training

Published: 2023-09-28

Length: 15 minutes

Employee link: [Grow@Lenovo](#)

Partner link: [Lenovo Partner Learning](#)

Course code: DDMT206

**18. VEEAM Solutions Sales Training**

2023-09-27 | 20 minutes | Employees and Partners

In this course you will learn about Hyper-availability for the Always-On Enterprise.

By the end of this training, you should be able to:

Identify and explain the core products and solutions offered by Veeam.

Explain the key benefits and value propositions of integrating Veeam solutions with Lenovo products.

Published: 2023-09-27

Length: 20 minutes

Employee link: [Grow@Lenovo](#)

Partner link: [Lenovo Partner Learning](#)

Course code: DSTOO100

**19. ONTAP SAN Fundamentals**

2023-09-26 | 60 minutes | Employees and Partners

In this course, you learn how ONTAP provides block access to a host by using SAN protocols. You learn about LUNs and how to map them to a host to enable read and write access. You also learn about multipathing techniques that can improve availability and performance.

The course objectives are:

1. Describe how ONTAP provides block access to a host
2. Explain how SANs use the iSCSI, FC, and FCoE protocols to transport data between a host and storage system
3. List the steps that are required to access a LUN in a storage virtual machine (SVM) from the host
4. Describe multipathing between the host and a cluster

Published: 2023-09-26

Length: 60 minutes

Employee link: [Grow@Lenovo](#)

Partner link: [Lenovo Partner Learning](#)

Course code: DDMT203

20. **ONTAP NAS Fundamentals**

2023-09-25 | 45 minutes | Employees and Partners

This course describes how ONTAP provides file access to clients. The course also explains how you use the NFS and SMB protocols to access files, how you access files over a network, and how you use load-balancing techniques to improve performance.

Course objectives:

1. Describe how ONTAP provides file access to clients
2. Use the NFS protocol to access files
3. Use the SMB protocol to access files
4. Access files over a network and use the load-balancing features of ONTAP

Published: 2023-09-25

Length: 45 minutes

Employee link: [Grow@Lenovo](#)

Partner link: [Lenovo Partner Learning](#)

Course code: DDMT202

21. **VEEAM Hyper-Availability Integration with ThinkSystem DM Series**

2023-09-20 | 20 minutes | Employees and Partners

In this course you will learn about VEEAM Hyper-Availability for ThinkSystem DM Series

Published: 2023-09-20

Length: 20 minutes

Employee link: [Grow@Lenovo](#)

Partner link: [Lenovo Partner Learning](#)

Course code: DSTOO300

22. **VTT The Benefits of Scale Out Clustering with DM/DG - September 2023**

2023-09-12 | 60 minutes | Employees Only

In this course, you will know more about:

- What is scale out?
- Hardware benefits
- Administrative benefits
- Scale out Features

Published: 2023-09-12

Length: 60 minutes

Employee link: [Grow@Lenovo](#)

Course code: DVDAT204

23. **Storage Masters - Unified Storage on DM Series**

2023-07-28 | 14 minutes | Employees and Partners

Storage Masters is a multi-module education series. It is intended to help sellers and partners be able to discuss various storage topics that you will encounter in the field and how to position the valuable features of the DM Series within these conversations.

By the end of this training, you should be able to:

- Describe the business challenges resolved by the unified storage for the ThinkSystem DM series.
- Learn about the technology implemented on the DM series of storage arrays.
- Find out what are the benefits of the technology and positioning.

Published: 2023-07-28

Length: 14 minutes

Employee link: [Grow@Lenovo](#)

Partner link: [Lenovo Partner Learning](#)

Course code: DSTOT2006

24. **Lenovo Data Center Product Portfolio**  
2023-07-21 | 15 minutes | Employees and Partners

This course introduces the Lenovo data center portfolio, and covers servers, storage, storage networking, and software-defined infrastructure products. After completing this course about Lenovo data center products, you will be able to identify product types within each data center family, describe Lenovo innovations that this product family or category uses, and recognize when a specific product should be selected.

Published: 2023-07-21  
Length: 15 minutes  
Employee link: [Grow@Lenovo](#)  
Partner link: [Lenovo Partner Learning](#)  
Course code: SXXW1110r6

25. **VTT: SAP HANA Transition and Refresh Opportunity - July 2023**  
2023-07-14 | 60 minutes | Employees Only

In this session, we cover:

- What Next for SAP Clients?
- Lenovo Opportunity
- Lenovo Portfolio for SAP Solutions
- RISE with SAP

Published: 2023-07-14  
Length: 60 minutes  
Employee link: [Grow@Lenovo](#)  
Course code: DVDAT202

26. **Storage Masters - DM Series - Data Security**  
2023-06-30 | 14 minutes | Employees and Partners

Storage Masters is a multi-module education series. It is intended to help sellers and partners be able to discuss various storage topics that you will encounter in the field and how to position the valuable features of the DM Series within these conversations.

Published: 2023-06-30  
Length: 14 minutes  
Employee link: [Grow@Lenovo](#)  
Partner link: [Lenovo Partner Learning](#)  
Course code: DSTOT2005

27. **Benefits and the positioning of Lenovo ThinkSystem file offerings with WEKA, DSS, and DM+ONTAP**

2023-05-08 | 10 minutes | Employees and Partners

Course objectives:

1. Learn about file storage
2. Understand the different types of storage
3. Recognize the Lenovo data management portfolio

Published: 2023-05-08  
Length: 10 minutes  
Employee link: [Grow@Lenovo](#)  
Partner link: [Lenovo Partner Learning](#)  
Course code: DSOLS207



**28. Lenovo ThinkSystem DM and DE Series Overview**

2023-02-15 | 25 minutes | Employees and Partners

This course focuses on enabling you to identify current business and technology challenges for your customers and position the ThinkSystem DM and DE series products, based on the needs of your customers.

The main objectives are:

- Identify current business and technology challenges for your customers
- Position the Lenovo ThinkSystem DM and DE Series products based on the needs of your customers

Published: 2023-02-15

Length: 25 minutes

Employee link: [Grow@Lenovo](#)

Partner link: [Lenovo Partner Learning](#)

Course code: DDMO101r5

**29. Storage Masters - DM Series Performance**

2023-02-15 | 15 minutes | Employees and Partners

Storage Masters is a multi-module education series. It is intended to help sellers and partners be able to discuss various storage topics that you will encounter in the field and how to position the valuable features of the DM Series within these conversations.

By the end of this course, you will be able to:

- Understand the key business challenges that companies face with their data storage solutions
- Describe DM Series features
- Explain the benefit of DM Series features to customers

Published: 2023-02-15

Length: 15 minutes

Employee link: [Grow@Lenovo](#)

Partner link: [Lenovo Partner Learning](#)

Course code: DSTOT2004r3

**30. Storage Masters - Hybrid Cloud for DM Series**

2023-02-01 | 30 minutes | Employees and Partners

Storage Masters is a multi-module education series. It is intended to help sellers and partners be able to discuss various storage topics that you will encounter in the field and how to position the valuable features of the DM Series within these conversations.

Published: 2023-02-01

Length: 30 minutes

Employee link: [Grow@Lenovo](#)

Partner link: [Lenovo Partner Learning](#)

Course code: DSTOT2003

31. **ONTAP Fundamentals Bundle**

2023-02-01 | 15 minutes | Employees and Partners

ONTAP Fundamentals is intended to help sellers and partners be able to discuss the ONTAP Fundamentals license. By the end of this training, you should be able to position ONTAP Fundamentals within the marketplace; describe the ONTAP bundle; identify when to use the ONTAP Bundle in an opportunity; and determine when to use ONTAP Premium in an opportunity.

Published: 2023-02-01

Length: 15 minutes

Employee link: [Grow@Lenovo](#)

Partner link: [Lenovo Partner Learning](#)

Course code: DSTOF200

32. **Lenovo DM Storage Series - Hybrid Cloud Solutions**

2022-11-04 | 15 minutes | Employees Only

This course focuses on enabling you to:

- Identify DM Series Hybrid Cloud Solutions
- Describe features of the DM Series FabricPool capability
- Describe features of the DM Series Cloud Volumes ONTAP capability.

Published: 2022-11-04

Length: 15 minutes

Employee link: [Grow@Lenovo](#)

Course code: DDM201

33. **Data Infrastructure Management - DM Series Storage**

2022-10-28 | 25 minutes | Employees Only

This course provides a technical overview of the ThinkSystem DM series products. Course DDMO101 – Lenovo ThinkSystem DM & DE Series Overview is recommended prior to this course.

By the end of this course, you should be able to:

- Recognize the components of the Lenovo Data Management portfolio
- Discuss the features of the Lenovo Data Management components
- Describe the features of the SnapCenter software components

Published: 2022-10-28

Length: 25 minutes

Employee link: [Grow@Lenovo](#)

Course code: DDM200

34. **Lenovo ThinkSystem DM and DE Series Technical Overview**

2022-09-15 | 60 minutes | Employees and Partners

This course provides a technical overview of the ThinkSystem DM and DE series products. Course DDMO101 – Lenovo ThinkSystem DM & DE Series Overview is recommended prior to this course.

By the end of this course, you should be able to:

- Describe the Lenovo portfolio for the DM and DE storage systems
- Explain features of the DM series ONTAP software
- Explain features of the ThinkSystem SAN Manager

Published: 2022-09-15

Length: 60 minutes

Employee link: [Grow@Lenovo](#)

Partner link: [Lenovo Partner Learning](#)

Course code: DDMT100r2

35. **ONTAP 9.11.1 Update**  
2022-08-31 | 30 minutes | Employees and Partners

This course aims to inform Lenovo and Partner sellers regarding the latest ONTAP 9.11.1 updates and what it means for Lenovo ThinkSystem DM Series Storage. Key New Functions and Features with ONTAP 9.11.1 Updates are:

- Autonomous Ransomware Protection enhancements
- SnapLock support for FlexGroup
- Ease of Use (ONTAP S3 enhancements)

Published: 2022-08-31

Length: 30 minutes

Employee link: [Grow@Lenovo](mailto:Grow@Lenovo)

Partner link: [Lenovo Partner Learning](#)

Course code: DDMO201

36. **Partner Technical Webinar - DM Overview and Demo**  
2022-08-30 | 60 minutes | Partners Only

In this 60-minute replay, we discussed and demonstrated the ThinkSystem DM Series Storage. Mark Clayton, Lenovo Storage Architect, reviewed the DM and then launched into a demonstration using the DM Series user interface.

Published: 2022-08-30

Length: 60 minutes

Partner link: [Lenovo Partner Learning](#)

Course code: 082622

37. **How to Attach Services for ThinkSystem DM Using DCSC**  
2022-05-10 | 20 minutes | Employees and Partners

The goal of this training is to review services for ThinkSystem DM products, professional and support services, support levels, and recommended options. By the end of this course, you will be able to summarize the professional services for ThinkSystem DM, identify the levels of maintenance support for the DM series, and recognize the steps required to attach services to DM products.

Published: 2022-05-10

Length: 20 minutes

Employee link: [Grow@Lenovo](mailto:Grow@Lenovo)

Partner link: [Lenovo Partner Learning](#)

Course code: DSVC122r3

38. **Storage Masters – Data Protection on DM Series**  
2019-08-12 | 30 minutes | Employees and Partners

Storage Masters is a multi-module education series. It is intended to help sellers and partners be able to discuss various storage topics that you will encounter in the field and how to position the valuable features of the DM Series within these conversations.

Published: 2019-08-12

Length: 30 minutes

Employee link: [Grow@Lenovo](mailto:Grow@Lenovo)

Partner link: [Lenovo Partner Learning](#)

Course code: DSTOT2002

### 39. **Storage Masters – Data Efficiency Technologies on DM Series**

2019-08-12 | 20 minutes | Employees and Partners

Storage Masters is a multi-module education series. It is intended to help sellers and partners be able to discuss various storage topics that you will encounter in the field and how to position the valuable features of the DM Series within these conversations.

Published: 2019-08-12

Length: 20 minutes

Employee link: [Grow@Lenovo](mailto:Grow@Lenovo)

Partner link: [Lenovo Partner Learning](#)

Course code: DSTOT2001

## **Related publications and links**

For more information, see the following resources:

- Lenovo ThinkSystem DM Series product page  
<https://www.lenovo.com/us/en/c/data-center/storage/unified-storage>
- Lenovo Data Center Solution Configurator  
<http://dcsc.lenovo.com>
- ThinkSystem DM Series documentation  
[http://thinksystem.lenovofiles.com/help/topic/ontap\\_software/overview.html](http://thinksystem.lenovofiles.com/help/topic/ontap_software/overview.html)
- ONTAP Ransomware Protection  
[https://thinksystem.lenovofiles.com/storage/help/topic/ontap\\_anti-ransomware/anti-ransomware.pdf](https://thinksystem.lenovofiles.com/storage/help/topic/ontap_anti-ransomware/anti-ransomware.pdf)
- ThinkSystem DM Series Installation Videos and Video Tutorials  
[https://www.youtube.com/playlist?list=PLLQclfVNrzcBW55-7IAe7\\_Our6nMQxak](https://www.youtube.com/playlist?list=PLLQclfVNrzcBW55-7IAe7_Our6nMQxak)
- Lenovo Data Center Support  
<http://datacentersupport.lenovo.com>

## **Related product families**

Product families related to this document are the following:

- [DM Series Storage](#)
- [External Storage](#)
- [Lenovo SAN Storage](#)

## Notices

Lenovo may not offer the products, services, or features discussed in this document in all countries. Consult your local Lenovo representative for information on the products and services currently available in your area. Any reference to a Lenovo product, program, or service is not intended to state or imply that only that Lenovo product, program, or service may be used. Any functionally equivalent product, program, or service that does not infringe any Lenovo intellectual property right may be used instead. However, it is the user's responsibility to evaluate and verify the operation of any other product, program, or service. Lenovo may have patents or pending patent applications covering subject matter described in this document. The furnishing of this document does not give you any license to these patents. You can send license inquiries, in writing, to:

Lenovo (United States), Inc.  
8001 Development Drive  
Morrisville, NC 27560  
U.S.A.  
Attention: Lenovo Director of Licensing

LENOVO PROVIDES THIS PUBLICATION "AS IS" WITHOUT WARRANTY OF ANY KIND, EITHER EXPRESS OR IMPLIED, INCLUDING, BUT NOT LIMITED TO, THE IMPLIED WARRANTIES OF NON-INFRINGEMENT, MERCHANTABILITY OR FITNESS FOR A PARTICULAR PURPOSE. Some jurisdictions do not allow disclaimer of express or implied warranties in certain transactions, therefore, this statement may not apply to you.

This information could include technical inaccuracies or typographical errors. Changes are periodically made to the information herein; these changes will be incorporated in new editions of the publication. Lenovo may make improvements and/or changes in the product(s) and/or the program(s) described in this publication at any time without notice.

The products described in this document are not intended for use in implantation or other life support applications where malfunction may result in injury or death to persons. The information contained in this document does not affect or change Lenovo product specifications or warranties. Nothing in this document shall operate as an express or implied license or indemnity under the intellectual property rights of Lenovo or third parties. All information contained in this document was obtained in specific environments and is presented as an illustration. The result obtained in other operating environments may vary. Lenovo may use or distribute any of the information you supply in any way it believes appropriate without incurring any obligation to you.

Any references in this publication to non-Lenovo Web sites are provided for convenience only and do not in any manner serve as an endorsement of those Web sites. The materials at those Web sites are not part of the materials for this Lenovo product, and use of those Web sites is at your own risk. Any performance data contained herein was determined in a controlled environment. Therefore, the result obtained in other operating environments may vary significantly. Some measurements may have been made on development-level systems and there is no guarantee that these measurements will be the same on generally available systems. Furthermore, some measurements may have been estimated through extrapolation. Actual results may vary. Users of this document should verify the applicable data for their specific environment.

© **Copyright Lenovo 2024. All rights reserved.**

This document, LP1270, was created or updated on March 27, 2024.

Send us your comments in one of the following ways:

- Use the online Contact us review form found at:  
<https://lenovopress.lenovo.com/LP1270>
- Send your comments in an e-mail to:  
[comments@lenovopress.com](mailto:comments@lenovopress.com)

This document is available online at <https://lenovopress.lenovo.com/LP1270>.

## Trademarks

Lenovo and the Lenovo logo are trademarks or registered trademarks of Lenovo in the United States, other countries, or both. A current list of Lenovo trademarks is available on the Web at <https://www.lenovo.com/us/en/legal/copytrade/>.

The following terms are trademarks of Lenovo in the United States, other countries, or both:

Lenovo®

Lenovo Services

ThinkSystem®

XClarity®

The following terms are trademarks of other companies:

Intel® is a trademark of Intel Corporation or its subsidiaries.

Linux® is the trademark of Linus Torvalds in the U.S. and other countries.

Microsoft®, Excel®, Internet Explorer®, Windows Server®, and Windows® are trademarks of Microsoft Corporation in the United States, other countries, or both.

Other company, product, or service names may be trademarks or service marks of others.