

2018 GLOBAL

LG DIGITAL SIGNAGE

Information Display and Solutions



Actual on-site appearance may differ from the above simulated scene.



- <https://lg-b2b.com.ua/displays>
- www.youtube.com/channel/UCYTFtyk3YVcZuFVuuFhxvUg
- <https://www.facebook.com/LGB2BUkraine>
- <https://www.linkedin.com/company/lg-b2b-ukraine>

LG may make changes to specifications and product descriptions without notice.
Copyright © 2018 LG Electronics Inc. All rights reserved. "LG Life's Good" is a registered trademark of LG Corp.
The names of products and brands mentioned here may be the trademarks of their respective owners.



Leading market trend, LG Digital Signage

Digital Signage around the world



The need for 'Digital Transformation' is growing faster than ever, with demand for differentiated and specialized solutions for each vertical. LG digital signage is everywhere, responding to such requirements with innovative recommendations.

Beyond its superior picture quality, LG digital signage is actively pioneering markets with unprecedented products and value-added offerings, such as webOS-based applications and SuperSign™ software solutions.



Retail



Retail



Transportation



Public



Corporate



Transportation



Transportation



Public



Education



CONTENTS

- 06 OLED
- 18 Ultra Stretch
- 22 Video Wall

-
- 28 High Brightness
 - 36 Interactive
 - 40 Ultra HD
 - 44 Standard

-
- 54 Transparent
 - 56 Mirror
 - 58 Smart TV Signage
 - 60 Transparent LED Film
 - 62 Indoor LED
 - 70 Outdoor LED

-
- 78 Signage Player
 - 80 Software Solution



LG OLED SIGNAGE

Perfect Black

Darker areas are darker.
Color details become clearer.
Lifelike expression of every image.

Ultimate Design

Impossibly thinner and lighter.
Prestige-enhancing innovative landmark.

Artistic Space Beyond Display

LG is leading the way in state-of-the-art OLED technology. Take your next exciting leap into the future and change the way you engage with customers.

Perfect Black

Limitless contrast and the deepest blacks
Self-lighting pixels switch off completely to reproduce absolute blacks with no light bleed, offering infinite contrast



LCD

LG OLED Signage

Perfect Color

Accurate & stable color reproduction
Self-lighting pixels bring colors to life with superb accuracy.



LCD

LG OLED Signage

Perfect Viewing Screen

Wide viewing angle
LG OLED Signage delivers awe-inspiring picture quality across the entire screen, even from wide viewing angles.



LCD

LG OLED Signage

Perfect Design

Slim and light
LG's unbelievably lightweight and thin OLED display unlocks new worlds of design flexibility.



Paper Slim



Curved



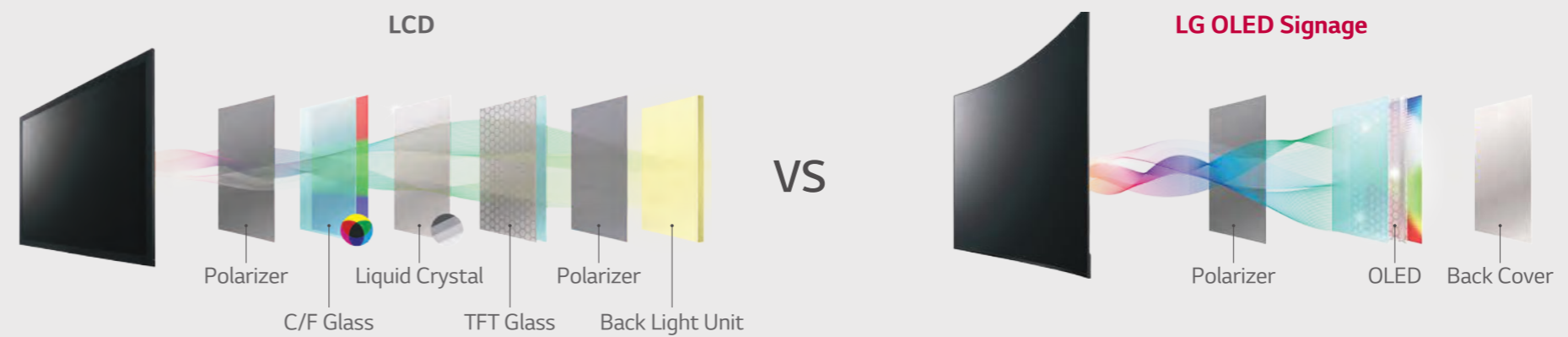
Flexible




In-glass

OLED Panel, How Different?

LG's OLED does not require a backlight unit nor a liquid crystal layer. It is a new display technology that overcomes the limits of current displays in terms of picture quality and design.



Line-up



Glass picture effect


Two displays for multi-use

In-glass Wallpaper

55" (EG5CD/EG5SD)

webOS

- Full HD: 1,920 x 1,080
- Brightness: 400 cd/m² (APL* 25%)
- Depth: 13 mm (Screen with glass)
- Portrait mode
- Types of models: Ceiling mounted, floor stand



Paper-thin depth

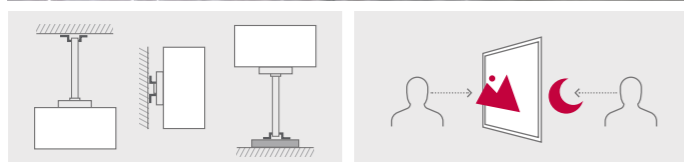
Dedicated slim bracket

Wallpaper

55" (EJ5D)

webOS

- Wallpaper
- Full HD: 1,920 x 1,080
- Brightness: 400 cd/m² (APL* 25%)
- Depth: 3.65 mm
- Landscape & portrait mode



3 types of installation

Two displays for multi-use

Dual-view Flat

55" (EH5C)

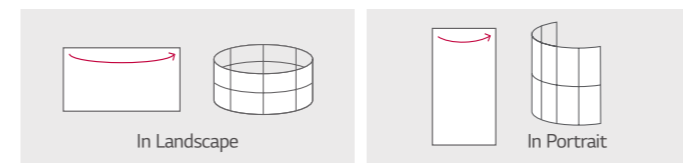

webOS

- Full HD: 1,920 x 1,080
- Brightness: 400 cd/m² (APL* 25%)
- Depth: 7.94 mm
- Landscape & portrait mode
- Optional types of accessories: Ceiling, wall-mount, floor stand
- ※ Accessory kits purchased separately.




1 x N expandability

Minimized seam



Space-fitting design



Two displays for multi-use

Modular design

Video Wall

65" (EV5C) / 55" (EV5D)

webOS

- Ultra HD: 3,840 x 2,160 (65"), Full HD: 1,920 x 1,080 (55")
- Brightness: 450 cd/m² (65") (APL* 25%), 400 cd/m² (55") (APL* 25%)
- Depth: 7.9 mm
- Seam (A to A**): 9.5 mm (65"), 3.5 mm (55")
- Portrait mode 1 x N configuration

Fixed-curve Open Frame

55" (EF5C)

webOS

- Full HD: 1,920 x 1,080
- Brightness: 400 cd/m² (APL* 25%)
- Depth: 21.4 mm (Module only)
- Landscape & portrait mode, concave & convex
- Available in various curvature models (Landscape ~ 2,000R, portrait ~ 1,500R)

Dual-view Curved Tiling

65" (EE5PC)

webOS

- Ultra HD: 3,840 x 2,160
- Brightness: 450 cd/m² (APL* 25%)
- Seam (A to A**): 9.5 mm
- Available in 1x3, 1x4 set models

*APL: Average Picture Level
**A to A: Active area to Active area

		55EG5CD	55EG5SD
Panel	Screen Size	55"	55"
	Panel Technology	OLED	OLED
	Aspect Ratio	16 : 9	16 : 9
	Native Resolution	1,920 x 1,080 (FHD)	1,920 x 1,080 (FHD)
	Brightness	400/100 cd/m ² (APL 25%/100%)	400/100 cd/m ² (APL 25%/100%)
	Viewing Angle (H x V)	178 x 178	178 x 178
	Operation Hours	18Hrs (Moving Video Only)	18Hrs (Moving Video Only)
	Orientation	Portrait	Portrait
Connectivity	Input	HDMI, DP, USB 3.0	
	Output	DP (1+1), Audio (1+1, Off/fixed/variable), USB 3.0 (1+1)	
	External Control	RS232C In/out (1+1), RJ45 In/out (1+1), External IR Receiver In (1+1), IR Out (1+1, w/ RS232C Out Port Share)	
Physical Specification	Bezel Color	Black	Black
	Bezel Width	(Off-bezel, with Glass) 101.3 / 81.3 / 81.3 / 81.3 mm (U/B/L/R) (On-bezel, with Glass) 107.9 / 87.9 / 88.5 / 91.6 mm (U/B/L/R) (On-bezel, w/o Glass, Only Panel) 6.6 / 6.6 / 7.2 / 10.3 mm (U/B/L/R)	(Off-bezel, with Glass) 81.3 / 81.3 / 81.3 / 81.3 mm (U/B/L/R) (On-bezel, with Glass) 87.9 / 87.9 / 91.6 / 88.5 mm (U/B/L/R) (On-bezel, w/o Glass, Only Panel) 6.6 / 6.6 / 10.3 / 7.2 mm (U/B/L/R)
	Dimension (W x H x D)	(Head) 861.3 x 1,406.2 x 13 mm (w/o Hanging Acc.) (T-Con Box) 312.2 x 213.4 x 16 mm (Signage Box) 412.6 x 222.4 x 64.3 mm	(Head) 875.1 x 2,062.9 x 500 mm (with Stand Acc.) (T-Con Box) 312.2 x 213.4 x 16 mm (Signage Box) 412.6 x 222.4 x 64.3 mm
	Weight	(Head) 31.2 kg (T-Con Box) 1.6 kg (Signage Box) 4.3 kg	(Head) 35.6 kg (ACC-S-EG5D) 53 kg (T-Con Box) 1.6 kg (Signage Box) 4.3kg
	Carton Dimensions (W x H x D)	1,880 x 1,015 x 363 mm (Pallet: 1,800 x 363 x 120 mm)	1,880 x 1,015 x 363 mm (Pallet: 1,800 x 363 x 120 mm) 1,184 x 445 x 884 (ACC-S-EG5D)
	Packed Weight	71.4 kg (Glass Module 1ea, T-Con Box 2ea, Signage Box 2ea)	75.8 kg (Glass Module 1ea, T-Con Box 2ea, Signage Box 2ea) 4.3 kg (ACC-S-EG5D)
	Environment Conditions	Operation Temperature 0°C to 40°C Operation Humidity 10% to 80%	0°C to 40°C 10% to 80%
Power	Power Supply	100-240V~, 50/60Hz	100-240V~, 50/60Hz
	Power Type	Built-In Power	Built-In Power
Power Consumption	Typ.	190 W	190 W
	DPM / Power Off	≤ 3 W / ≤ 0.5 W	≤ 3 W / ≤ 0.5 W
Standard (Certification)	Safety	UL / cUL / CB / TUV / KC	UL / cUL / CB / TUV / KC
	EMC	FCC Class "A" / CE / KCC	FCC Class "A" / CE / KCC
	ErP / Energy Star	Yes / N/A	Yes / N/A
Media Player Compatibility	OPS Type Compatible	Yes	Yes
	External Media Player Attachable	Yes	Yes
Software Compatibility	Content Management Software	SuperSign CMS	SuperSign CMS
	Control and Monitoring Software	SuperSign Link	SuperSign Link
Accessories	Basic	Remote Controller (2ea Batteries Included), Power Cord, QSG, HDMI Cable (1m x 2ea for Connection between T-Con Box and Signage Box, 1.8m x 2ea), Power Hanness Cable (1m x 2ea for Connection between T-Con Box and Signage Box), IR Receiver (2ea), Regulation Book, Phone to RS232C Gender (2ea), Jack Cover, Signage Box Mounting Bracket, T-Con Box Mounting Bracket, FFC Cable Cover, Hanging Supporter Front, Hanging Supporter Rear, Hanging Supporter Rear Cover, FFC Cable Supporter Assy, Ceiling Bracket	Remote Controller (2ea Batteries Included), Power Cord, QSG, HDMI Cable (1m x 2ea for Connection between T-Con Box and Signage Box, 1.8m x 2ea), Power Hanness Cable (1m x 2ea for Connection between T-Con Box and Signage Box), IR Receiver (2ea), Regulation Book, Phone to RS232C Gender (2ea), Jack Cover, Signage Box Mounting Bracket, FFC Cable Cover
	Optional	OPS Kit (KT-OPSA)	OPS kit (KT-OPSA)

*APL: Average Picture Level
**1+1' means 1 input for 1 each screen

		55EJ5D
Panel	Screen Size	55"
	Panel Technology	OLED
	Aspect Ratio	16 : 9
	Native Resolution	1,920 x 1,080 (FHD)
	Brightness	400/100 cd/m ² (APL 25%/100%)
	Viewing Angle (H x V)	178 x 178
	Operation Hours	18Hrs (Moving Video Only)
	Orientation	Landscape & Portrait
Connectivity	Input	HDMI, DP, USB 3.0, USB 2.0 (for Wi-Fi Dongle Ready)
	Output	DP, Audio (Off/fixed/variable)
	External Control	RS232C In/out, RJ45 In/out, IR Receiver In, IR Out (w/ RS232C Out Port Share)
Physical Specification	Bezel Color	Black
	Bezel Width	1.2 mm (Even, Off-bezel)
	Dimension (W x H x D)	(Head) 1,227 x 702.1 x 3.65 mm, (Signage Box) 420 x 230 x 75 mm
	Weight	(Head) 5.5 kg, (Signage Box) 5.3 kg, (Wall Bracket) 1.8 kg
	Carton Dimensions (W x H x D)	1,383 x 834 x 252 mm
	Packed Weight	22.5 kg
	Environment Conditions	Operation Temperature 0°C to 40°C Operation Humidity 10% to 80%
Power	Power Supply	100-240V~, 50/60Hz
	Power Type	Built-In Power
Power Consumption	Typ.	190 W
	DPM / Power Off	≤ 3 W / ≤ 0.5 W
Standard (Certification)	Safety	UL / cUL / CB / TUV / KC
	EMC	FCC Class "A" / CE / KCC
	ErP / Energy Star	Yes / N/A
Media Player Compatibility	OPS Type Compatible	Yes
	External Media Player Attachable	Yes
Software Compatibility	Content Management Software	SuperSign CMS
	Control and Monitoring Software	SuperSign Link
Accessories	Basic	Remote Controller (2ea Batteries Included), FPC Extension Cable (Connection between Screen and Signage Box), Power Cord, DP Cable, RS232C Cable, RS232C Gender, LAN Cable, IR Receiver, Manual (ESG/EIG), Wall-Mount Plate (Screws Included), Harness Locking Cover, Set Install Guide, Signage Box Bracket (U-Leg), FPC Cable Cover
	Optional	OPS Kit (KT-OPSA)

*APL: Average Picture Level

		55EH5C
Panel	Screen Size	55"
	Panel Technology	OLED
	Aspect Ratio	16 : 9
	Native Resolution	1,920 x 1,080 (FHD)
	Brightness	400/100 cd/m ² (APL 25%/100%)
	Viewing Angle (H x V)	178 x 178
	Operation Hours	18Hrs (Moving Video Only)
	Orientation	Landscape & Portrait
	Connectivity	Input
Output		Audio (1+1)
External Control		RS232C In (1+1), RJ45 (1+1), IR Receiver (1+1)
Physical Specification	Bezel Color	Silver
	Bezel Width	2 mm (U/B/L/R Even, Off-bezel)
	Dimension (W x H x D)	(Head) 1,227.6 x 702.7 x 7.94 mm (Edge Depth : 8.94 mm) (Signage Box) 470.1 x 402.8 x 75 mm
	Weight	(Head) 21kg, (Signage Box) 8kg
	Carton Dimensions (W x H x D)	1,344 x 987 x 269 mm
	Packed Weight	32.6 kg
Environment Conditions	Operation Temperature	0°C to 40°C
	Operation Humidity	10% to 80%
Power	Power Supply	100-240V~, 50/60Hz
	Power Type	Built-In Power
Power Consumption	Typ.	375 W
	DPM / Power Off	3 W / 0.5 W
Standard (Certification)	Safety	UL / cUL / CB / TUV / KC
	EMC	FCC Class "A" / CE / KCC
	ErP / Energy Star	Yes / N/A
Media Player Compatibility	OPS Type Compatible	Yes
	External Media Player Attachable	Yes
Software Compatibility	Content Management Software	SuperSign CMS
	Control and Monitoring Software	SuperSign C
Accessories	Basic	Remote Controller (2 Batteries Included), Power Cord, QSG, Mini HDMI Cable (3m x 2ea, for Connection between Head and Signage Box), Power Hanness Cable (3m x 2ea, for Connection between Head and Signage Box), Regulation Book, Phone to RS232C Gender, Jack Cover, Signage Box Mounting Bracket
	Optional	OPS Kit (KT-OPSA), Fixed Ceiling Mount Kit (ACC-CF-EH5C), Rotational Ceiling Mount Kit (ACC-CR-EH5C), Wall Mount Kit (ACC-W-EH5C), Stand Kit 1 (ACC-S-EH5C), Stand Kit 2 (ACC-S1-EH5C), Signage Box Cover (ACC-C-EH5C)

*APL: Average Picture Level
**1+1' means 1 input for 1 each screen

		65EV5C	55EV5D
Panel	Screen Size	65"	55"
	Panel Technology	OLED	OLED
	Aspect Ratio	16 : 9	16 : 9
	Native Resolution	3,840 x 2,160 (UHD)	1,920 x 1,080 (FHD)
	Brightness	450/140 cd/m ² (APL 25%/100%)	400/150 cd/m ² (APL 25%/100%)
	Viewing Angle (H x V)	178 x 178	178 x 178
	Operation Hours	12Hrs (Moving Video Only)	18Hrs (Moving Video Only)
	Orientation	Portrait	Portrait
	Connectivity	Input	HDMI, DP, USB
Output		DP, Audio (Off/fixed/variable, 55EV5D Only)	
External Control		RS232C In/out, RJ45 In/out, IR Receiver In, IR Out (w/ RS232C Out Port Share, 55EV5D Only)	
Physical Specification	Bezel Color	Black	Black
	Bezel Width	(Off Bezel) 1.2 / 1.2 / 1.2 / 1.2 mm (U/B/L/R) (On Bezel) 10.5 / 10.5 / 10.5 / 11.0 mm (U/B/L/R) (Seam) 9.5 mm	(Off-bezel) 1.2 / 1.2 / 1.2 / 1.2 mm (U/B/L/R) (On-bezel) 5.6 / 5.6 / 5.6 / 11.0 mm (U/B/L/R) (Seam) 3.5 mm
	Dimension (W x H x D)	(Head) 1x2: 1,639 x 1,450.5 x 7.9 mm 1x3: 2,452 x 1,450.5 x 7.9 mm (Main Box) 390.2 x 423 x 24.2 mm (PSU Box) 523 x 243 x 56 mm	(Head) 1x2: 1,382 x 1,220.9 x 7.9 mm 1x3: 2,066.3 x 1,220.9 x 7.9 mm (T-Con Box) 312.2 x 213.4 x 16 mm (Signage Box) 412.6 x 222.4 x 64.3 mm
	Weight	(Head) 1x2: 44 kg, 1x3: 66 kg (Main Box) 4.3 kg / ea (PSU Box) 3.9 kg / ea	(Head) 1x2: 18.4 kg, 1x3: 27.4 kg (T-Con Box) 1.6 kg / ea (Signage Box) 4.3 kg / ea
	Carton Dimensions (W x H x D)	1x2: 1,940 x 1,120 x 536 mm 1x3: 1,940 x 1,120 x 646 mm	1x2: 1,370 x 1,120 x 482 mm 1x3: 1,370 x 1,120 x 482 mm
	Packed Weight	1x2: 90.3 kg, 1x3: 119.6 kg	1x2: 78.2 kg, 1x3: 93.7 kg
Environment Conditions	Operation Temperature	0°C to 40°C	0°C to 40°C
	Operation Humidity	10% to 80%	10% to 80%
Power	Power Supply	100-240V~, 50/60Hz	100-240V~, 50/60Hz
	Power Type	Built-In Power	Built-In Power
Power Consumption	Typ.	230 W	190 W
	DPM / Power Off	3 W / 0.5 W	3 W / 0.5 W
Standard (Certification)	Safety	UL / cUL / CB / TUV / KC	UL / cUL / CB / TUV / KC
	EMC	FCC Class "A" / CE / KCC	FCC Class "A" / CE / KCC
	ErP / Energy Star	Yes / N/A	Yes / N/A
Media Player Compatibility	OPS Type Compatible	Yes	Yes
	External Media Player Attachable	Yes	Yes
Software Compatibility	Content Management Software	SuperSign CMS	SuperSign CMS
	Control and Monitoring Software	SuperSign C	SuperSign Link
Accessories	Basic	Remote Controller (2 Batteries Included), Power Cord, QSG, Power Hanness Cable (3m x 1ea, for Connection between Power Box and Signage Box), IR Receiver, Regulation Book, FFC Cables (120mm x 4ea), Phone to RS232C Gender, Phone to Phone (4pin) Cable, DP Cable, LAN Cable	Remote Controller (2 Batteries Included), Power Cord, QSG, HDMI Cable (3m x 1ea for Connection between T-Con Box and Signage Box), Power Hanness Cable (3m x 1ea for Connection between T-Con Box and Signage Box), IR Receiver, Regulation Book, Phone to RS232C Gender, Signage Box Jack Cover, T-Con Box Jack Cover, Signage Box Mounting Bracket, T-Con Box Mounting Bracket, FFC Cables (350 mm x 4ea, 1600 mm x 4ea for Connection between Panel and T-Con Box), Phone to Phone (4pin) Cable, DP Cable, LAN Cable, LC Cable (VLC)
	Optional	-	OPS Kit (KT-OPSA)

*APL: Average Picture Level

55EF5C

Panel	Screen Size	55"		
	Panel Technology	OLED		
	Aspect Ratio	16 : 9		
	Native Resolution	1,920 x 1,080 (FHD)		
	Brightness	400/100 cd/m ² (APL 25%/100%)		
	Viewing Angle (H x V)	178 x 178		
	Operation Hours	18Hrs (Moving Video Only)		
	Orientation	Landscape & Portrait		
Connectivity	Input	HDMI, DP, USB 3.0		
	Output	DP, Audio		
	External Control	RS232C In/out, RJ45 In/out, External IR Receiver In, IR out (w/RS232C Out Port Share)		
Physical Specification	Bezel Color	Black		
	Bezel Width	7.2 mm (Even, Off bezel)		
	Dimension (W x H x D)	head	1. Landscape (W x H) - 2,000R, Concave: 1,213.7 x 704.1 mm - 2,000R, Convex: 1,214.2 x 704.1 mm - 3,000R, Concave: 1,223.1 x 704.1 mm - 4,000R, Convex: 1,226.2 x 704.1 mm - 5,000R, Concave: 1,227.5 x 704.1 mm - 4,500R, Convex: 1,227.0 x 704.1 mm - 8,000R, Concave: 1,228.8 x 704.1 mm - 5,000R, Convex: 1,227.5 x 704.1 mm - 30,000R, Concave: 1,229.2 x 704.1 mm - 10,000R, Convex: 1,229.0 x 704.1 mm - 30,000R, Convex: 1,229.2 x 704.1 mm	
			2. Portrait (W x H) - 1,500R, Concave: 1,229 x 700.7 mm - 1,500R, Convex: 1,229 x 701.2 mm	
			3. Landscape / Portrait (D) Not Affected by Orientation/Curvature (Module Only, incl. Case Top) 21.4 mm (Module + Center Bar) 30 mm (Module + Center Bar + T-Con Box) 41.2 mm (Module + Center Bar + T-Con Box + Signage Box) 91.2 mm	
			T-Con Box	312.2 x 213.4 x 16 mm
	Signage Box	412.6 x 222.4 x 64.3 mm		
	Weight	(Module Assy + Bars + Center frame) 11 kg (T-Con Box) 1.6 kg, (Signage Box) 4.3 kg		
	Carton Dimensions (W x H x D)	1,370 x 940 x 355 mm		
	Packed Weight	(55EF5C-M3V, incl. Panel 3ea, T-Con Box 3ea, Signage Box 3ea) 74 kg (55EF5C-M2V, incl. Panel 2ea, T-Con Box 2ea, Signage Box 2ea) 59 kg		
Environment Conditions	Operation Temperature	0°C to 40°C		
	Operation Humidity	10% to 80%		
Power	Power Supply	100-240V~, 50/60Hz		
	Power Type	Built-In Power		
Power Consumption	Typ.	190 W		
	DPM / Power Off	3 W / 0.5 W		
Standard (Certification)	Safety	UL / cUL / CB / TUV / KC		
	EMC	FCC Class "A" / CE / KCC		
	ErP / Energy Star	Yes / N/A		
Media Player Compatibility	OPS Type Compatible	Yes		
	External Media Player Attachable	Yes		
Software Compatibility	Content Management Software	SuperSign CMS		
	Control and Monitoring Software	SuperSign C		
Accessories	Basic	Remote Controller (2 Batteries Included), Power Cord, QSG, HDMI Cable (1m x 1ea for Connection between T-Con Box and Signage Box), Power Hanness Cable (1m x 1ea for Connection between T-Con Box and Signage Box), IR Receiver, Regulation Book, Phone to RS232C Gender, Jack Cover, Signage Box Mounting Bracket, FFC Cables (110mm x 4ea, 350mm x 4ea for Connection between Panel and T-Con Box), DP Cable, LAN Cable		
	Optional	Accessory Type1 (Case Top/ Bar): A1L****EF5C, A1P****EF5C Accessory Type2 (Jig): A2L****EF5C, A2P****EF5C OPS Kit (KT-OPSA)		

*APL: Average Picture Level

65EE5PC

Panel	Screen Size	65"	
	Panel Technology	OLED	
	Aspect Ratio	16 : 9	
	Native Resolution	3,840 x 2,160 (UHD)	
	Brightness	450/140 cd/m ² (APL 25%/100%)	
	Viewing Angle (H x V)	120 x 120	
	Operation Hours	12Hrs (Moving Video Only)	
	Orientation	Portrait	
Connectivity	Input	HDMI (External)	
	Output	-	
	External Control	RS232C In, RJ45 In, IR Receiver In	
Physical Specification	Bezel Color	Black	
	Bezel Width	15.0 mm (T) / 26.0 mm (B) / 13.2 mm (L) / 13.2 mm (R) (Off-bezel, Set Deco Bezel)	
	Dimension (W x H x D)	Based on 1 x 4 Model (Module) 3,123 x 2,120 x 8.54 mm (Stand Neck) 99 mm	
	Weight	Based on 1 x 4 Model, 380 kg	
	Carton Dimensions (W x H x D)	Based on 1 x 4 Model (65EE5PC, Stand incl. Pallet) 1,040 x 860 x 1,313 mm (65CVR4C, incl. Pallet) 2,264 x 1,282 x 1,053 mm (65MODLC, incl. Pallet) 1,960 x 1,140 x 1,086 mm	
	Packed Weight	Based on 1 x 4 Model (65EE5PC, 4Set Total) 190 kg (65CVR4C) 198 kg (65MODLC, 4Kit Total) 140 kg	
Environment Conditions	Operation Temperature	0°C to 40°C	
	Operation Humidity	10% to 80%	
Power	Power Supply	100-240V~, 50/60Hz	
	Power Type	Built-In Power	
Power Consumption	Typ.	230 W	
	DPM / Power Off	3 W / 0.5 W	
Standard (Certification)	Safety	N/A	
	EMC	FCC Class "A" / CE / KCC	
	ErP / Energy Star	Yes / N/A	
Media Player Compatibility	OPS Type Compatible	N/A	
	External Media Player Attachable	N/A	
Accessories	Basic	Remote Controller (2 Batteries Included), Power Cord, HDMI Cable, DP Cable 7ea, RS232C Cable 8ea, LAN Cable 9ea, QSG, Regulation Book	
	Optional	N/A	

*APL: Average Picture Level

Space Fitting Design for Effective Advertising

Able to provide seamless content delivery with unique aspect ratios.



Extraordinary Wide Format with Ultra HD Resolution

This bar-type screen is the most promising display for advertisement and information delivery with clear and vivid colors, placed in anywhere.



Otimized Content Delivery

It is ready to organize multi content with video and text according to user's desired ratio. A vertical or horizontal object can be shown without truncation, providing real-like viewing experiences.



4 Divided PBP in Landscape or Portrait

The Picture-by-Picture (PBP) feature allows you to divide a screen into four parts in landscape or portrait installations.



Line-up



32:9 Ultra Stretch

88" (BH7D)

webOS

- Resolution: 3,840 x 1,080
- Brightness: 700 cd/m²
- Bezel: 5.9mm (T/B), 4.4mm (L/R)
- Dimension: 2,158.3 x 611.2 x 84.8 mm
- Video wall tiling and LAN daisy chain



58:9 Ultra Stretch

86" (BH7C/5C)

webOS

- Resolution: 3,840 x 600
- Brightness: 700 cd/m² (BH7C), 500 cd/m² (BH5C)
- Bezel: 5.9 mm (T/B), 4.4 mm (L/R)
- Dimension: 2,158.3 x 348.5 x 81.7 mm
- Video wall tiling and LAN daisy chain

Stand-alone Pillar

(PL-S/D/F860)

- Optional accessories for 86BH7C/5C
- Wheels for easy installation and movement
- Space available for a media player and cables



Single Digital Pillar

Dual Digital Pillar

Quad Digital Pillar

		88BH7D	86BH7C/BH5C	
Panel	Screen Size	88"	86"	
	Panel Technology	IPS	IPS	
	Aspect Ratio	32:9	58:9	
	Native Resolution	3,840 x 1,080 (UHD)	3,840 x 600 (UHD)	
	Brightness	700 cd/m ² (Typ)	BH7C: 700 cd/m ² (Typ) BH5C: 500 cd/m ² (Typ)	
	Viewing Angle (H x V)	178 x 178	178 x 178	
	Response Time	8 ms (G to G BW, Typ)	8 ms (G to G BW, Typ)	
	Surface Treatment	AGLR (Haze 3%)	AGP (Haze 10%)	
	Operation Hours	24Hrs	24Hrs	
Orientation	Landscape & Portrait	Landscape & Portrait		
Connectivity	Input	HDMI (3), DP, OPS, DVI-D, Analog Audio, USB 2.0, USB 3.0, SD Card (FAT32/NTFS)		
	Output	DP, Analog Audio (Line Out)		
	External Control	RS232C In/out, RJ45 In/out, IR & Light Sensor, Pixel Sensor In		
Physical Specification	Bezel Color	Black	Black	
	Bezel Width	5.9 mm (T/B), 4.4 mm (L/R)	5.9 mm (T/B), 4.4 mm (L/R)	
	Monitor Dimension (W x H x D)	2,158.3 x 611.2 x 84.8 mm	2,158.3 x 348.5 x 81.7 mm	
	Weight (Head)	34.2 kg	20.5 kg	
	Carton Dimensions (W x H x D)	2,274 x 717 x 212 mm	2,290 x 599 x 228 mm	
	Packed Weight	53.2 kg (Pallet Included)	38.2 kg	
	Handle	Yes	Yes	
	VESA™ Standard Mount Interface	600 x 400 mm	600 x 200 mm	
Power	Power Supply	100-240V~, 50/60Hz	100-240V~, 50/60Hz	
	Power Type	Built-In Power	Built-In Power	
	Power Consumption	Typ.	400 W	215 W (BH7C), 180 W (BH5C)
		Smart Energy Saving	30% of Typical	30% of Typical
Standard (Certification)	Safety	UL / cUL / CB / TUV / KC	UL / cUL / CB / TUV / KC	
	EMC	FCC Class "A" / CE / KC	FCC Class "A" / CE / KC	
	ErP / Energy Star	Class C* / N/A	N/A / N/A	
Media Player Compatibility	OPS Type Compatible	Yes	Yes	
	External Media Player Attachable	No	No	
Software Compatibility	Content Management Software	SuperSign CMS	SuperSign W	
	Control and Monitoring Software	SuperSign C	SuperSign C	
Accessories	Basic	Remote Controller (2 Batteries Included), Power Cord, DP (2.6m), RS232C Cable (3m), Owner's Manual (Website Upload)	Remote Controller (2 Batteries Included), Power Cord, DP (2.6m), RS232C Cable (3m), Owner's Manual (Website Upload)	
	Optional	Wi-Fi USB Dongle (AN-WF500), MP700, OPS Kit (KT-OPSA), RGB Sensor (KT-SPO) ** Stand is not available	Wi-Fi USB Dongle (AN-WF500), MP700, OPS Kit (KT-OPSA), RGB Sensor (KT-SPO) ** Stand is not available	

*N/A for EU ErP


Artistic Immersion, Overwhelming Captivation

Immersive viewing experience with a world-class bezel



A World-class Bezel

Borderless design enables immersive and seamless viewing experiences on assembled video wall screens.



※ For VH/VM Series

Uniform Brightness

LG's LED backlight technology guarantees high brightness uniformity to ensure a clear picture. It generates high visibility and a consistent brightness across the whole screen.



Image Gap Reduction

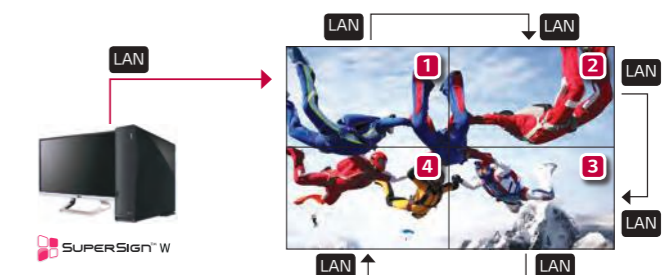
LG video wall includes an image improvement algorithm that can adjust to objects located within the bezel boundary for a seamless viewing experience.



※ For VH/VM Series

LAN Daisy Chain Performance

A LAN daisy chain allows you to execute commands to control and monitor the screens and even update their firmware.



※ For VH/VM Series, VX1D, VL5D

Line-up



55" 1.8mm

(VH7B-H/VH7B-A/VM5B-A)

webOS

- Full HD: 1,920 x 1,080
- Brightness: 700 cd/m² (VH7B), 500 cd/m² (VM5B)
- Panel bezel: 0.9 mm (Even bezel)
*Bezel to bezel 1.8 mm / NEMKO certified



49" 1.8mm

(VH7C/VM5C-A)

webOS

- Full HD: 1,920 x 1,080
- Brightness: 700 cd/m² (VH7C), 500 cd/m² (VM5C)
- Panel bezel: 0.9 mm (Even bezel)
*Bezel to bezel 1.8 mm / NEMKO certified



55" 3.5mm High Brightness

(VX1D)

webOS

- Full HD: 1,920 x 1,080
- Brightness: 1,500 cd/m²
- Bezel: 2.25 mm (T/L), 1.25 mm (B/R)
*Bezel to bezel 3.5 mm



55" 3.5mm

(LV77D/LV75D)

- Full HD: 1,920 x 1,080
- Brightness: 700 cd/m² (LV77D), 500 cd/m² (LV75D)
- Bezel: 2.25 mm (T/L), 1.25 mm (B/R)
*Bezel to bezel 3.5 mm



49" 3.5mm webOS

(VL5D)

webOS

- Full HD: 1,920 x 1,080
- Brightness: 450 cd/m²
- Bezel: 2.3 mm (T/L), 1.2 mm (B/R)
*Bezel to bezel 3.5 mm



49" 3.5mm

(VL7D/VL5B)

- Full HD: 1,920 x 1,080
- Brightness: 700 cd/m² (VL7D), 450 cd/m² (VL5B)
- Bezel: 2.3 mm (T/L), 1.2 mm (B/R)
*Bezel to bezel 3.5 mm

※ Specifications are subject to change without notice

		55VH7B-H/ VH7B-A/VM5B-A	49VH7C/VM5C-A	55VX1D	49VL5D
Panel	Screen Size	55"	49"	55"	49"
	Panel Technology	IPS	IPS	IPS	IPS
	Aspect Ratio	16 : 9	16 : 9	16 : 9	16 : 9
	Native Resolution	1,920 x 1080 (FHD)	1,920 x 1080 (FHD)	1,920 x 1080 (FHD)	1,920 x 1080 (FHD)
	Brightness	VH7B-H/A: 700 cd/m ² VM5B-A: 500 cd/m ²	VH7C: 700 cd/m ² VM5C-A: 500 cd/m ²	1,500 cd/m ²	450 cd/m ²
	Viewing Angle (H x V)	178 x 178	178 x 178	178 x 178	178 x 178
	Surface Treatment	VH7B-A/VM5B-A: Hard Coating (2H), Anti-glare Low Reflection Treatment of the Front Polarizer (Haze 3% (Typ)) VH7B-H: Hard Coating (3H), Anti-glare Treatment of the Front Polarizer (Haze 44 %)	Hard coating (2H), Anti-glare Low Reflection Treatment of the Front Polarizer (Haze 3% (Typ))	Hard coating (2H), Anti-glare Treatment of the Front Polarizer (Haze 3% (Typ))	Hard coating (3H), Anti-glare Treatment of the Front Polarizer (Haze 10%)
	Operation Hours	24Hrs	24Hrs	24Hrs	24Hrs
	Orientation	Landscape & Portrait	Landscape & Portrait	Landscape & Portrait	Landscape & Portrait
	Connectivity	Input	HDMI, DP, DVI-D, OPS, Audio, USB 2.0, USB 3.0, RGB	HDMI, DP, DVI-D, OPS, Audio, USB 2.0, USB 3.0, RGB	HDMI, DP, DVI-D, RGB, Audio, USB 3.0
Output		DP, Audio	DP, Audio	DP, Audio	DP, Audio
External Control		RS232C In/out, RJ45 In/out, IR Receiver In	RS232C In/out, RJ45 In/out, IR Receiver In	RS232C In/Out, RJ45 In/Out, IR Receiver In	RS232C In/out, RJ45 In/out, IR Receiver In
Physical Specification	Bezel Color	-	-	-	Black
	Bezel Width	0.9 mm (T/B/L/R, Even) BtoB*: 1.8 mm	0.9 mm (T/B/L/R, Even) BtoB*: 1.8 mm	2.25 mm (T/L) / 1.25 mm (B/R) BtoB*: 3.5 mm	2.3 mm (T/L) / 1.2 mm (B/R) BtoB*: 3.5 mm
	Monitor Dimension (W x H x D)	1,211.4 x 682.2 x 86.5 mm	1,075.6 x 605.8 x 86.2 mm	1,213.4 x 684.2 x 92.8 mm	1,077.6 x 607.8 x 89.7 mm
	Weight (Head)	18.6 kg	17.5 kg	23.5 kg	17.8 kg
	Carton Dimensions (W x H x D)	1,353 x 855 x 263 mm	1,214 x 775 x 263 mm	1,353 x 855 x 263 mm	1,214 x 778 x 263 mm
	Packed Weight	25.3 kg	23.2 kg	36.6 kg	22.8 kg
	VESA™ Standard Mount Interface	600 x 400 mm	600 x 400 mm	600 x 400 mm	600 x 400 mm
Environment Conditions	Operation Temperature	0°C to 40°C	0°C to 40°C	0°C to 40°C	0°C to 40°C
	Operation Humidity	10% to 80%	10% to 80%	10% to 80%	10% to 80%
Power	Power Supply	100-240V~, 50/60Hz	100-240V~, 50/60Hz	100-240V~, 50/60Hz	100-240V~, 50/60Hz
	Power Type	Built-In Power	Built-In Power	Built-In Power	Built-In Power
	Power Consumption	Typ.	VH7B-H/A: 220 W VM5B-A: 160 W	VH7C: 150 W VM5C-A: 120 W	250 W
Smart Energy Saving		VH7B-H/A: 110 W VM5B-A: 80 W	VH7C: 80 W VM5C-A: 70 W	120 W	50 W
Standard (Certification)	Safety	UL / cUL / CB / TUV / KC	UL / cUL / CB / TUV / KC	UL / cUL / CB / TUV / KC	UL / cUL / CB / TUV / KC
	EMC	FCC Class "A" / CE / KCC	FCC Class "A" / CE / KCC	FCC Class "A" / CE / KCC	FCC Class "A" / CE / KCC
	ErP / Energy Star	N/A / Yes (Energy Star 7.0)	N/A / Yes (Energy Star 7.0)	N/A / Yes (Energy Star 7.0)	N/A / Yes (Energy Star 7.0)**
Media Player Compatibility	OPS Type Compatible	Yes	Yes	-	-
	External Media Player Attachable	Yes (MP500/MP700)	Yes (MP500/MP700)	Yes (MP500/MP700)	Yes (MP500/MP700)
Software Compatibility	Content Management Software	VH7B-A: SuperSign CMS VH7B-H/VM5B-A: SuperSign W	SuperSign W	SuperSign CMS	SuperSign CMS
	Control and Monitoring Software	SuperSign C	SuperSign C	SuperSign Link	SuperSign Link
Accessories	Basic	Remote Controller, Power Cable, DP Cable, Manual, IR Receiver, RS232C Cable, LAN Cable, Guide Bracket, Screws			
	Optional	Wall Mount (Landscape: WM-L640V, Portrait: WM-P640V), OPS Kit (KT-OPSA), HDBaseT (EB-B100)		Wall Mount (Landscape: WM-L640V, Portrait: WM-P640V)	

*BtoB: Bezel to Bezel
**US Only

		55LV77D/75D	49VL7D	49VL5B	47LV35A
Panel	Screen Size	55"	49"	49"	47"
	Panel Technology	IPS	IPS	IPS	IPS
	Aspect Ratio	16 : 9	16 : 9	16 : 9	16 : 9
	Native Resolution	1,920 x 1,080 (FHD)	1,920 x 1,080 (FHD)	1,920 x 1,080 (FHD)	1,920 x 1,080 (FHD)
	Brightness	LV77D: 700 cd/m ² LV75D: 500 cd/m ²	700 cd/m ²	450 cd/m ²	450 cd/m ²
	Viewing Angle (H x V)	178 x 178	178 x 178	178 x 178	178 x 178
	Surface Treatment	LV77D: Hard coating (3H), Anti-reflection Treatment of the Front Polarizer (Reflectance < 2%) LV75D: Hard coating (3H), Anti-glare Treatment of the Front Polarizer (Haze 10%)	Hard coating (3H), Anti-glare Treatment of the Front Polarizer (Haze 3%)	Hard Coating (3H), Anti-glare Treatment of the Front Polarizer (Haze 10%)	Hard Coating (3H), Anti-glare Treatment of the Front Polarizer (Haze 1%)
	Operation Hours	24Hrs	24Hrs	24Hrs	24Hrs
	Orientation	Landscape & Portrait	Landscape & Portrait	Landscape & Portrait	Landscape & Portrait
	Connectivity	Input	HDMI, DVI-D, RGB, USB, DP, Audio	HDMI, DVI-D, RGB, USB	HDMI, DVI-D, RGB, USB
Output		DP, Audio	DVI-D	DVI-D	DVI-D
External Control		RS232C In/out, RJ45 In, IR Receiver In	RS232C In/out, RJ45 In, IR Receiver In	RS232C In/out, RJ45 In, IR Receiver In	RS232C In/out, RJ45 In, IR Receiver In
Physical Specification	Bezel Color	Black	Black	Black	Black
	Bezel Width	2.25 mm (T/L) / 1.25 mm (B/R) BtoB*: 3.5 mm	2.3 mm (T/L) / 1.2 mm (B/R) BtoB*: 3.5 mm	2.3 mm (T/L) / 1.2 mm (B/R) BtoB*: 3.5 mm	3.2 mm (T/L) / 1.7 mm (B/R) BtoB*: 4.9 mm
	Monitor Dimension (W x H x D)	1,213.4 x 684.2 x 88.5 mm	1,077.6 x 607.8 x 89.7 mm	1,077.6 x 607.8 x 89.7 mm	1,044.9 x 590 x 89.9 mm
	Weight (Head)	23.2 kg	17.8 kg	17.8 kg	16.5 kg
	Carton Dimensions (W x H x D)	1,337 x 828 x 239 mm	1,214 x 778 x 263 mm	1,214 x 778 x 263 mm	1,164 x 765 x 239 mm
	Packed Weight	30.5 kg	22.8 kg	22.8 kg	21.5 kg
Environment Conditions	Operation Temperature	0°C to 40°C	0°C to 40°C	0°C to 40°C	0°C to 40°C
	Operation Humidity	10% to 80%	10% to 80%	10% to 80%	10% to 80%
Power	Power Supply	100-240V~, 50/60Hz	100-240V~, 50/60Hz	100-240V~, 50/60Hz	100-240V~, 50/60Hz
	Power Type	Built-In Power	Built-In Power	Built-In Power	Built-In Power
	Power Consumption	Typ.	LV77D: 230 W LV75D: 160 W	130 W	90 W
Smart Energy Saving		LV77D: 130 W LV75D: 90 W	50 W	45 W	85 W
Standard (Certification)	Safety	UL / cUL / CB / TUV / KC	UL / cUL / CB / TUV / KC	UL / cUL / CB / TUV / KC	UL / cUL / CB / TUV / KC
	EMC	FCC Class "A" / CE / KCC	FCC Class "A" / CE / KCC	FCC Class "A" / CE / KCC	FCC Class "A" / CE / KCC
	ErP / Energy Star	LV77D: N/A / No LV75D: N/A / Yes (Energy Star 7.0)	N/A / Yes (Energy Star 7.0)**	N/A / Yes (Energy Star 7.0)**	N/A / Yes (Energy Star 7.0)
Media Player Compatibility	OPS Type Compatible	-	-	-	-
	External Media Player Attachable	Yes (MP500/MP700)	Yes	Yes	Yes
Software Compatibility	Content Management Software	SuperSign CMS	SuperSign CMS	SuperSign W	SuperSign W
	Control and Monitoring Software	SuperSign C	SuperSign C	SuperSign C	SuperSign C
Accessories	Basic	Remote Controller, Power Cable, DP Cable, IR Receiver, RS232C Cable, Guide Bracket, Tiling Guide (LV77D Only), Screw	Remote Controller, Power Cable, DVI Cable, Manual, IR Receiver, RS232C Cable, Guide Bracket, Screw		
	Optional	Wall Mount (Landscape: WM-L640V, Portrait: WM-P640V) Frame Kit (Horizontal: FK-55V10, Vertical: FK-55V20)	Wall Mount (Landscape: WM-L640V, Portrait: WM-P640V)		Wall Mount (Landscape: WM-L640V, Portrait: WM-P640V), Frame Kit (Horizontal: FK-47V10, Vertical: FK-47V20)

*BtoB: Bezel to Bezel
**US Only

Outstanding Visibility with Reliable Performance

Excellent color expression and superior durability for outdoor application.



High Brightness

A great brightness of 3,000 cd/m² clearly delivers content and attracts public attention, which is the ultimate display for outdoor visibility.



*XS Series: 2,500 cd/m²

Polarized Sunglasses Viewable

QWP* enables clear visibility even when the viewer is wearing polarized sunglasses.



*Quarter Wave Plate

Smart Brightness Control

The auto brightness sensor and preset time scheduler save power consumption by adjusting the brightness.




Conformal Coating

The conformal coating enhances circuit board reliability by protecting it from dust, iron shavings, humidity and other harsh conditions.



Line-up



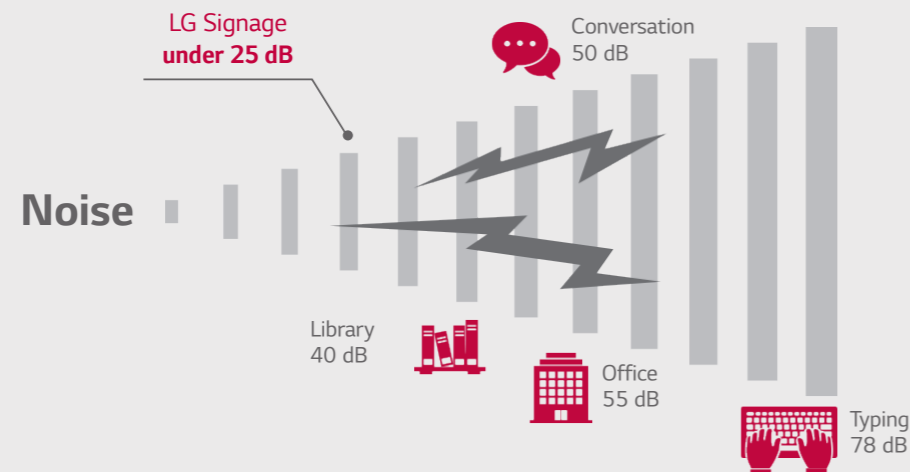
Window Facing 75"/55"/49" (XS2E*)

webOS

- Ultra HD: 3,840 x 2,160 (75")
Full HD: 1,920 x 1,080 (55"/49")
- Brightness: 2,500 cd/m²
- Fan-less design for noise reduction

Fan-Less Noise Reduction

LG XS series is the perfect choice for an in-window environment due to the removal of the cooling fan. Its operating noise level is under 25 dB, which is quieter than a recording studio (30 dB).



		75XS2C	55/49XS2E
Panel	Screen Size	75"	55", 49"
	Panel Technology	IPS, M+ (WRGB)	IPS, M+ (WRGB)
	Aspect Ratio	16 : 9	16 : 9
	Native Resolution	3,840 x 2,160 (UHD)	1,920 x 1,080 (FHD)
	Brightness	2,500 cd/m ² (Typ.), 2,250 cd/m ² (Min.)	2,500 cd/m ² (Typ.), 2,250 cd/m ² (Min.)
	Viewing Angle (H x V)	178 x 178	178 x 178
	Surface Treatment	AGLR (Haze 3%), QWP	AGLR (Haze 3%), QWP
	Operation Hours	24Hrs	24Hrs
	Orientation	Landscape & Portrait	Landscape & Portrait
Connectivity	Input	HDMI (2), DP, DVI-D, Audio, USB, SD Card	HDMI (2), DP, DVI-D, Audio, USB
	Output	DP, External Speaker (L/R)	DP, External Speaker (L/R)
	External Control	RS232C In/out, RJ45 In, IR Receiver In, Pixel Sensor In	RS232C In/out, RJ45 In, IR Receiver In, Pixel Sensor In
Physical Specification	Bezel Color	Black	Black
	Bezel Width	12.8 mm (Even)	55": 12.0 mm (T/B), 9.9 mm (L/R) 49": 9.0 mm (T/B), 6.5 mm (L/R)
	Monitor Dimension (W x H x D)	1,675.2 x 953.6 x 116 mm	55": 1,235.5 x 709.4 x 85.4 mm 49": 1,092.7 x 626.4 x 83.5 mm
	Weight (Head)	43 kg	55": TBD 49": 20.2 kg
	Carton Dimensions (W x H x D)	1,816 x 1,106 x 285 mm	55": 1,344 x 215 x 820 mm 49": 1,194 x 175 x 760 mm
	Packed Weight	52.2 kg	55": TBD 49": 24.7 kg
	VESA™ Standard Mount Interface	600 x 400 mm	600 x 400 mm
Environment Conditions	Operation Temperature	0°C to 40°C (w/o Direct Sunlight) 0°C to 30°C (Direct Sunlight)	0°C to 45°C (w/o Direct Sunlight) 0°C to 35°C (Direct Sunlight)
	Operation Humidity	10% to 85%	10% to 80%
Power	Power Type	Built-In Power	Built-In Power
	Power Supply	100-240V~, 50/60Hz	100-240 V~, 50/60 Hz
Power Consumption	Typ./Max	585 W / 600 W	55": 240 W / 250 W (TBD) 49": 190 W / 225 W (TBD)
	Smart Energy Saving	280 W	55": 140 W (TBD) 49": 85 W
Standard (Certification)	Safety	UL / cUL / CB / TUV	UL / cUL / CB / TUV
	EMC	FCC Class "A" / CE / KC / VCCI	FCC Class "A" / CE / KC
	ErP / Energy Star	No / No	No / No
Software Compatibility	Content Management Software	SuperSign CMS	SuperSign CMS
	Control and Monitoring Software	SuperSign C	SuperSign Link
Accessories	Basic	Remote Controller (2 Batteries Included), Power Cord, HDMI Cable, Manual (ESG/EIG), IR Receiver (w/ Ambient Light Sensor)	Remote Controller (2 Batteries Included), Power Cord, HDMI Cable, Manual (ESG/EIG), IR Receiver (w/ Ambient Light Sensor)
	Optional	Wall Mount (LSW630), Pixel Sensor (KT-SP0), Wi-Fi Dongle (AN-WF500)	Landscape Wall Mount (WM-L640V), Portrait Wall Mount (WM-P640V), Pixel Sensor (KT-SP0), Wi-Fi Dongle (AN-WF500)

*This model will be released in the 1st quarter of 2018.
Please contact your sales representative for precise information.

Line-up



Open Frame

75" (XF3C) 55"/49" (XF3E*)

webOS

- Ultra HD: 3,840 x 2,160 (75")
Full HD: 1,920 x 1,080 (55"/49")
- Brightness: 3,000 cd/m²
- Operating temperature: 0°C to 50°C
- High resistance to blackening defect (110°C)

Space Efficiency

The slim depth saves space for installation and makes the enclosure design slimmer.



106.8 mm (55")

		75XF3C	55/49XF3E
Panel	Screen Size	75"	55", 49"
	Panel Technology	IPS, M+ (WRGB)	IPS, M+ (WRGB)
	Aspect Ratio	16 : 9	16 : 9
	Native Resolution	3,840 x 2,160 (UHD)	1,920 x 1,080 (FHD)
	Brightness	3,000 cd/m ² (Typ.), 2,400 cd/m ² (Min.)	3,000 cd/m ² (Typ.), 2,400 cd/m ² (Min.)
	Viewing Angle (H x V)	178 x 178	178 x 178
	Surface Treatment	AGLR (Haze 3%), QWP	AGLR (Haze 3%), QWP
	Operation Hours	24Hrs	24Hrs
	Orientation	Landscape & Portrait	Landscape & Portrait
Connectivity	Input	HDMI (2), DP, DVI-D, Audio, USB, SD Card	HDMI (2), DP, DVI-D, Audio, USB
	Output	DP, External Speaker Out (L/R)	DP, External Speaker Out
	External Control	RS232C In/out, RJ45 In, IR Receiver In, Pixel Sensor In	RS232C In/out, RJ45 In, IR Receiver In, Pixel Sensor In
Physical Specification	Bezel Color	Black	Black
	Bezel Width	12.8 mm (Even)	55": 12 mm (T/B), 9.9 mm (L/R) 49": 9.0 mm (T/B), 6.5 mm (L/R)
	Monitor Dimension (W x H x D)	1,675.2 x 953.6 x 123.9 mm	55": 1,235.5 x 709.4 x 106.8 mm 49": 1,092.7 x 626.4 x 105 mm
	Weight (Head)	36.7 Kg	55": 26.5 kg 49": 22 kg (TBD)
	Carton Dimensions (W x H x D)	1,816 x 1,106 x 285 mm	55": 1,344 x 236 x 820 mm 49": 1,195 x 196 x 760 mm
	Packed Weight	46.3 Kg	55": 32.3 kg 49": 26.7 kg (TBD)
	VESA™ Standard Mount Interface	N/A	600 x 400 mm
Environment Conditions	Operation Temperature	0°C to 50°C (w/o Direct Sunlight) 0°C to 40°C (Direct Sunlight)	0°C to 50°C (w/o Direct Sunlight) 0°C to 40°C (Direct Sunlight)
	Operation Humidity	10% to 85%	10% to 80%
Power	Power Type	Built-In Power	Built-In Power
	Power Supply	100-240V~, 50/60Hz	100-240V~, 50/60Hz
Power Consumption	Typ./Max	660 W / 695 W	55": 250 W / 290 W 49": TBD / TBD
	Smart Energy Saving	320 W	55": 120 W 49": TBD
Standard (Certification)	Safety	UL Recognized / CB	UL Recognized / CB
	EMC	FCC Class "A" / CE / KC / VCCI	FCC Class "A" / CE / KC
	ErP / Energy Star	No / No	No / No
Software Compatibility	Content Management Software	SuperSign CMS	SuperSign CMS
	Control and Monitoring Software	SuperSign C	SuperSign Link
Accessories	Basic	Remote Controller (2 Batteries Included), Power Cord, IR Extension Cable/PCB, HDMI Cable, Manual (ESG/EIG), IR Bracket	Remote Controller (2 Batteries Included), Power Cord, IR Extension Cable/PCB, HDMI Cable, Manual (ESG/EIG), IR Bracket
	Optional	Pixel Sensor (KT-SPO) *Stand is not available	Pixel Sensor (KT-SPO) *Stand is not available

*This model will be released in the 1st quarter of 2018.
Please contact your sales representative for precise information.

Line-up



Outdoor Display

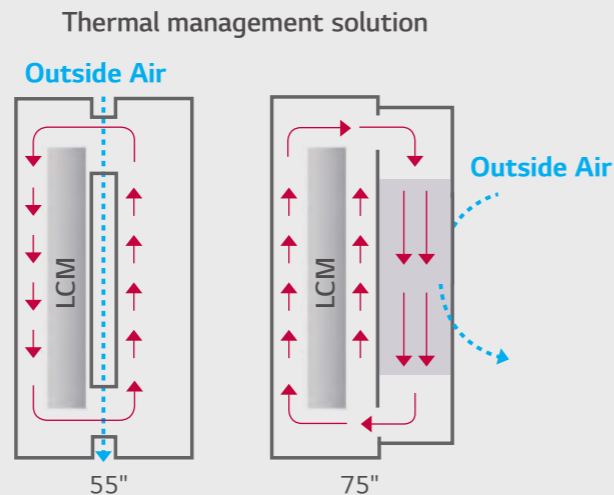
75"/55" (XE3C) 49" (XEB3E*)

webOS

- Ultra HD: 3,840 x 2,160 (75")
Full HD: 1,920 x 1,080 (55"/49")
- Brightness: 3,000 cd/m²
- Operating temperature: -30°C to 50°C
- IP56/IP55 (49")

Enhanced Thermal Management

Environmentally sealed structure for waterproofing and protection against brake dust and fumes. Thermal management solution prevents heating from the LCD, Circuit / Power board and Solar loading. Totally self-contained and suitable for outdoor use without air filter.



		75/55XE3C	49XEB3E
Panel	Screen Size	75", 55"	49"
	Panel Technology	IPS, M+ (RGBW)	IPS, M+ (RGBW)
	Aspect Ratio	16 : 9	16 : 9
	Native Resolution	75": 3,840 x 2,160 (UHD) 55": 1,920 x 1,080 (FHD)	1,920 x 1,080 (FHD)
	Brightness*	3,000 cd/m ² (Typ.) 2,400 cd/m ² (Min.)	3,000 cd/m ² (Typ.) 2,400 cd/m ² (Min.)
	Viewing Angle (H x V)	178 x 178	178 x 178
	Surface Treatment	AGLR (Haze 3%), QWP	AGLR (Haze 3%), QWP
	Operation Hours	24Hrs	24Hrs
	Orientation	Landscape & Portrait (75" Portrait Only)	Portrait Only
Connectivity	Input	HDMI, DP, DVI-D, Audio, USB, SD Card (75" Only)	HDMI, DP, DVI-D, Audio, USB
	Output	DP, External Speaker Out (L/R)**	DP, External Speaker Out(L/R)**
	External Control	RS232C In/out, RJ45 In	RS232C In/Out, RJ45 In
Physical Specification	Front Glass	(AR, Front Safety Vandal Glass) 75": 9.5 mm, 55": 7.5 mm	(AR, Front Safety Vandal Glass) 7.5 mm
	Bezel Color	Black	Black
	Bezel Width	75": 110 mm (T), 230 mm (B), 73.3 mm (L/R) 55": 66.4 mm (T/B), 31.0 mm (L/R)	103 mm (T), 262 mm (B), 46.3 mm (L/R)
	Monitor Dimension (W x H x D)	75": 1,075.6 x 1,991.6 x 218.9 mm 55": 745.3 x 1,345.4 x 160 mm	1,445 x 701 x 181.0 mm
	Weight (Head)	75": 180 kg, 55": 70 kg	58.2 kg
	Monitor with Optional Stand Dimensions (W x H x D)	75": 1,075.6 x 2,361.6 x 218.9 mm 55": 745.3 x 1,887.4 x 420 mm	TBD
	Weight (Head+Stand)	75": 245 kg, 55": 100.5 kg	TBD
	Carton Dimensions (W x H x D)	75": 1,292 x 2,296 x 468 mm 55": 1,027 x 1,491 x 309 mm	863 x 1,624 x 333 mm
	Packed Weight	75": 210 kg, 55": 100.5 kg	71.8 kg
	VESA™ Standard Mount Interface	N/A	N/A
	Environment Conditions	Operation Temperature	-30°C to 50°C
Operation Humidity		5% to 100%	5 % to 100 %
IP Grade		IP56	IP55
Power	Power Type	Built-In Power	Built-In Power
	Power Supply	100-240V~, 50/60Hz	100-240V~, 50/60Hz
	Power Protection	Circuit Breaker, Surge Suppressor	N/A (Optional)
Power Consumption	Typ. / Max.	75": 700 W / 1,000 W 55": 350 W / 500 W	350 W / 450 W
	Smart Energy Saving	75": 350 W, 55": 178 W	135 W
Standard (Certification)	Safety	UL / cUL / CB	UL / cUL / CB
	EMC	FCC Class "A" / CE / KCC	FCC Class "A" / CE / KCC
	ErP / Energy Star	No / No	No / No
Software Compatibility	Content Management Software	SuperSign CMS	SuperSign CMS
	Control and Monitoring Software	SuperSign C	SuperSign Link
Accessories	Basic	Remote Controller (2 Batteries Included), Manual (ESG/EIG), Regulation Book, Phone to RS232C Gender, USB Cable, HDMI Cable	Remote Controller (2 Batteries Included), Manual (ESG/EIG), Regulation Book, Phone to RS232C Gender, USB Cable, HDMI Cable
	Optional	Enclosure Stand (75": ST-750X, 55": ST-550X)	Enclosure Stand (ST-493X)

*This model will be released in the 1st quarter of 2018.
Please contact your sales representative for precise information.

*Brightness: With front protective glass
**Waterproof speakers are mandatory for outdoor installation.

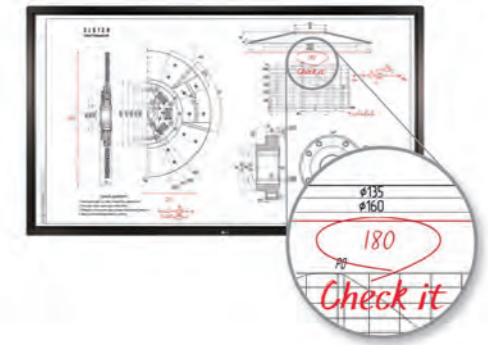
All-in-one Collaboration Solution Beyond Touch Display

The optimal solution for effective meetings with advanced touch technology.




Quick Response and Detailed Writing

The screen recognizes even the smallest touch points accurately and instantly shows the response to the touch point.



Embedded Solution for Collaboration

webOS-based IDB app enhances collaboration efficiency during a meeting, by combining whole processes including screen sharing, writing, and saving annotation on Interactive Digital Board.



Multi-touch

It provides a more realistic sense of touch since it can recognize up to 40 simultaneous touches at once with no need for a separate pen.



*Touch points can vary depending on the connection environment.

Intuitive Touch

Users will find the Interactive Digital Board easy to use because the touchscreen feels similar to their mobile phones or tablets.



Line-up



Interactive Digital Board

86" (TR3E*)

webOS

- Ultra HD: 3,840 x 2,160
- Brightness: 410 cd/m²
- Built-in InGlass™ touch
- Multi-touch 20 points
- Embedded IDB app
- Built-in speaker



Interactive Digital Board

75"/65"/55" (TC3D)

webOS

- Ultra HD: 3,840 x 2,160 (75"), Full HD: 1,920 x 1,080
- Brightness: 500 cd/m² (75"), 450 cd/m² (65"/55")
- Built-in P-Cap touch
- Multi-touch 40 points
- Embedded IDB app
- Built-in speaker



Touch Overlay

(KT-T***)

- IR (Infrared Rays) touch
- Multi-touch 10 points

KT-T***

Touch	Available Object Size for Touch	Ø8 mm
	Interface	USB 2.0
	Operating System Support	Windows 7, Windows 8, Windows 8.1, Windows 10 / Mac OS X (10.7 or later) / Android
Panel	Screen Size	75", 65", 55", 49", 43", 32"
	Compatible Products	KT-T751: 75UH5C, 75UM3C KT-T651: 65SM5(K)B/C/D, 65SE3(K)B/C/D KT-T550: 55SM5(K)B/C/D, 55SM3B/C, 55SE3(K)B/C/D/DD, 55SL5B KT-T490: 49SM5(K)B/C/D, 49SM3B/C, 49SE3(K)B/C/D/DD, 49SL5B KT-T430: 43SM5(K)B/C/D, 43SM3B/C, 43SE3(K)B/C/D/DD, 43SL5B KT-T320: 32SM5(K)B/C/D, 32SM3B/C, 32SE3(K)B/D
Physical Specification	Overlay Dimension (W x H x D)	KT-T751: 1,715 x 1050.7 x 138.6 mm KT-T651: 1,485.5 x 859.5 x 23.5 mm (Max 60 mm) KT-T550: 1,266 x 739 x 23.5 mm (Max 60 mm) KT-T490: 1,132 x 660 x 23.5 mm (Max 60 mm) KT-T430: 997 x 586 x 2.35 mm (Max 60 mm) KT-T320: 756 x 449 x 2.35 mm (Max 75.7 mm)
	Weight	KT-T751: 22.7 kg KT-T651: 18.5 kg KT-T550: 9.7 kg KT-T490: 8.0 kg KT-T430: 6.5 kg KT-T320: 4.1 kg

		86TR3E	75TC3D	65TC3D	55TC3D	
Panel	Screen Size	86"	75"	65"	55"	
	Panel Technology	IPS	IPS	IPS	IPS	
	Aspect Ratio	16 : 9	16 : 9	16 : 9	16 : 9	
	Native Resolution	3,840 x 2,160 (UHD)	3,840 x 2,160 (UHD)	1,920 x 1,080 (FHD)	1,920 x 1,080 (FHD)	
	Brightness*	410 cd/m ²	500 cd/m ²	450 cd/m ²	450 cd/m ²	
	Viewing Angle (H x V)	178 x 178	178 x 178	178 x 178	178 x 178	
Connectivity	Input	HDMI (3), DP, DVI-D, RGB, Audio, USB 3.0, USB 2.0, OPS USB 2.0				
	Output	Touch USB 2.0 (2)				
	External Control	RS232C In/out, RJ45 In				
Physical Specification	Bezel Width	50.7 mm (T/L/R), 62.2 mm (B)	41.6 mm (T/B/L/R, Even)	36.1mm (T/L/R), 42.2mm (B)	31.6 / 32.3 / 32.3 / 37.7 mm (T/B/L/R)	
	Monitor Dimension (W x H x D)	2,026.9 x 1,180 x 79.5 mm (w/o Handle)	1,760.9 x 1011.1 x 69.7 mm (w/o Handle)	1,530.8 x 883.8 x 71.7 mm (w/o Handle)	1,276.4 x 751.9 x 63.9 mm	
	Weight (Head)	85.8 kg	74.5 kg	51 kg	30.1 kg	
	Carton Dimensions (W x H x D)	2,190 x 1,470 x 371 mm	1,870 x 1,264 x 285 mm (with pallet)	1,650 x 1,035 x 228 mm	1,369 x 890 x 210 mm	
	Packed Weight	114.6 kg	94 kg	59 kg	36.1 kg	
	VESA™ Standard Mount Interface	600 x 400 mm	600 x 400 mm	300 x 300 mm	300 x 300 mm	
Key Features	webOS 3.0+, Embedded IDB App, Crestron SDK, Mirroring, Soft AP, Beacon, Reader Mode, Auto Brightness Sensor, Internal Memory (64GB, System 8GB)					
Environment Conditions	Operation Temperature	0°C to 40°C	0°C to 40°C	0°C to 40°C	0°C to 40°C	
	Operation Humidity	10% to 80%	10% to 80%	10% to 80%	10% to 80%	
Power	Power Supply	100-240V~, 50/60Hz	100-240V~, 50/60Hz	100-240V~, 50/60Hz	100-240V~, 50/60Hz	
	Power Type	Built-In Power	Built-In Power	Built-In Power	Built-In Power	
	Power Consumption	Typ.	≤ 330 W	≤ 240 W	≤ 120 W	≤ 100 W
		Smart Energy Saving	≤ 200 W	≤ 170 W	≤ 85 W	≤ 70 W
	DPM	≤ 0.5 W	≤ 0.5 W	≤ 0.5 W	≤ 0.5 W	
Audio	Built-in Speaker	20 W (10W x 2)	20 W (10W x 2)	20 W (10W x 2)	20 W (10W x 2)	
Standard (Certification)	Safety	UL / cUL / CB / TUV / KC	UL / cUL / CB / TUV / KC	UL / cUL / CB / TUV / KC	UL / cUL / CB / TUV / KC	
	EMC	FCC Class "A" / CE / KCC	FCC Class "A" / CE / KCC	FCC Class "A" / CE / KCC	FCC Class "A" / CE / KCC	
Media Player Compatibility	OPS Type Compatible	Yes	Yes	Yes	Yes	
Software Compatibility	Content Management Software	SuperSign CMS	SuperSign CMS	SuperSign CMS	SuperSign CMS	
	Control and Monitoring Software	SuperSign Link	SuperSign Link	SuperSign Link	SuperSign Link	
Accessories	Basic	Remote Controller (2 Batteries Included), Power Cord, QSG, HDMI (3M), Regulation Book, Phone to RS232C Gender, Touch Pen (2ea), Eyebolt (2ea, 86" Only), Touch Pen Tip (1ea, TC3D Only)				
	Optional	OPS Kit (KT-OPSA)	OPS Kit (KT-OPSA), Wall Mount (LSW640A/B)	OPS Kit (KT-OPSA)	OPS Kit (KT-OPSA), Wall Mount (LSW350A/B)	
Touch Specifications	Touch Type	InGlass™***	P-Cap (Ag Metal Mesh)	P-Cap (Ag Metal Mesh)	P-Cap (Ag Metal Mesh)	
	Available Object Size for Touch	More than Ø 3 mm	More than Ø 6 mm	More than Ø 6 mm	More than Ø 6 mm	
	Accuracy	2 mm	2 mm	2 mm	2 mm	
	Interface	USB 2.0	USB 2.0	USB 2.0	USB 2.0	
	Protection Glass Thickness	4T (Anti-Glare)	4T (Anti-Glare)	3.2T (Anti-Glare)	3.2T (Anti-Glare)	
	Multi Touch Point***	Max. 20 Points	Max. 40 Points	Max. 40 Points	Max. 40 Points	

*This model will be released in the 1st quarter of 2018. Please contact your sales representative for precise information.

*Brightness without protection glass
**Applied FlatFrog's InGlass™ technology.
***Touch points can vary depending on the connection environment.

Absolute Color Vividness on the Ultra HD Smart Display

Multiple contents come alive on one screen with lifelike colors.



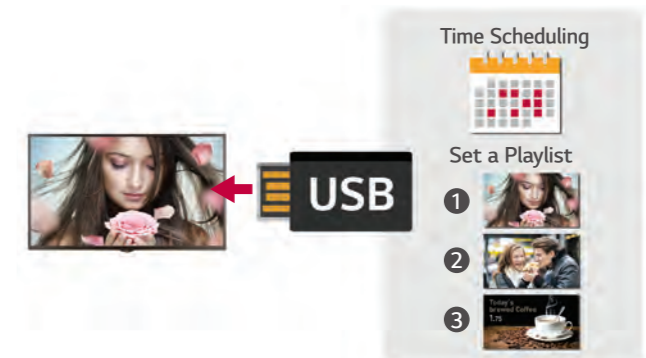
Super High Resolution 3,840 x 2,160 (Ultra HD)

Ultra HD resolution offers a whole new level of picture quality, boasting picture definition four times higher than full HD.



USB Content Scheduling

There is no need for additional server or media player connections because LG UHD displays support USB playback and scheduling. Users can set a playlist and timing for playing content using a USB.



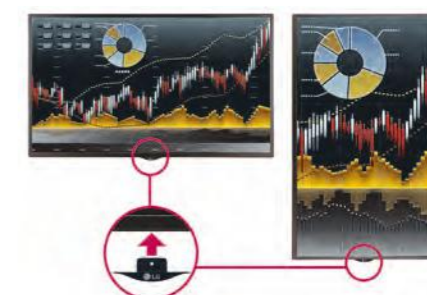
Multiple Screen with PBP or PIP

The PBP (Picture-By-Picture) and PIP (Picture-In-Picture) features offer four divided split screens in landscape and portrait formats.



Detachable Logo

The detachable logo allows for installation in the desired orientation in landscape or portrait mode.



Line-up



Ultra HD

98" (LS95D)

webOS

- Ultra HD: 3,840 x 2,160
- Brightness: 500 cd/m²
- Bezel: 14.9 mm (Even)
- Multiple screen with 4PBP* / 4PIP**



Ultra HD

86"/75"/65"/55"/49" (UH5C)

webOS

- Ultra HD: 3,840 x 2,160
- Brightness: 500 cd/m²
- Bezel: 14.3 mm (Even) (86"), 14.9 mm (Even) (75")
12.1 mm (T), 15.7 mm (B), 12.6 mm (R/L) (65"/55")
11.9 mm (T), 15.5 mm (B), 12.4 mm (R/L) (49")
- Multiple screen with 4PBP* / 4PIP** (86"/75"),
2PBP*/2PIP** (65"/55"/49")



Ultra HD

86"/75" (UM3C)

webOS

- Ultra HD: 3,840 x 2,160
- Brightness: 350 cd/m²
- Bezel: 14.3 mm (Even) (86"), 14.9 mm (Even) (75")
- Multiple screen with 4PBP* / 4PIP**

		98LS95D	UH5C	UM3C
Panel	Screen Size	98"	86", 75", 65", 55", 49"	86", 75"
	Panel Technology	IPS	IPS	IPS
	Aspect Ratio	16 : 9	16 : 9	16 : 9
	Native Resolution	3,840 x 2,160 (UHD)	3,840 x 2,160 (UHD)	3,840 x 2,160 (UHD)
	Brightness	500 cd/m ²	500 cd/m ²	350 cd/m ²
	Viewing Angle (H x V)	178 x 178	178 x 178	178 x 178
	Response Time	8 ms (G to G BW)	8 ms (G to G), 6 ms (G to G, 75" Only)	8 ms (G to G, 86"), 6 ms (G to G, 75")
	Surface Treatment	Hard coating (3H), Anti-glare Treatment of the Front Polarizer (Haze 1%, Typ.)	86"/75": Low Haze 3% 65"/55"/49": Low Haze 1%	Low Haze 3%
	Operation Hours	24Hrs	24Hrs	16Hrs (86"), 24Hrs (75")
	Orientation	Landscape & Portrait	Landscape & Portrait	Landscape & Portrait (86" Landscape Only)
Connectivity	Input	HDMI (3), DP, DVI-D, Audio, USB 3.0, USB 2.0, SD card	HDMI (86"/75" 3ea, 65"/55"/49" 2ea), DP, DVI-D, Audio, USB 3.0, SD Card	HDMI (86" 3ea, 75" 2ea), DP, DVI-D, Audio, USB 3.0, SD Card
	Output	DP, Audio, External speaker	External speaker (65"/49"/55")	DP, Audio
	External Control	RS232C In/out, RJ45 In, IR Receiver In, Pixel Sensor In	RS232C In/out, RJ45 In, IR Receiver In, Pixel Sensor In	RS232C In/out, RJ45 In, IR Receiver In, Pixel Sensor In
Physical Specification	Bezel Color	Black	Black	Black
	Bezel Width	14.9 mm (T/B/L/R, Even)	86": 14.3 mm (Off-bezel), 75": 14.9 mm (Off-Bezel), 65"/55": 12.1 mm (T), 15.7 mm (B), 12.6 mm (L/R), 49": 11.9 mm (T), 15.5 mm (B), 12.4 mm (L/R)	86": 14.3 mm (Off-bezel), 75": 14.9 mm (Off-Bezel)
	Monitor Dimension (W x H x D)	2,191.8 x 1,246.8 x 69.4 mm	86": 1,926.2 x 1,097.2 x 60.6 mm, 75": 1,682.4 x 960.3 x 57.9 mm, 65": 1,458.6 x 848.9 x 40.1 mm, 55": 1,239.8 x 725.2 x 38.6 mm, 49": 1,103.2 x 648 x 38.6 mm	86": 1,926.2 x 1,097.2 x 60.6 mm, 75": 1,682.4 x 960.3 x 57.9 mm
	Weight (Head)	88 kg	86": 49.0 kg, 75": 41.5 kg, 65": 26.0 kg, 55": 16.6 kg, 49": 13.3 kg	86": 49 kg, 75": 41.5 kg
	Carton Dimensions (W x H x D)	2,342 x 1,386 x 402 mm	86": 2,073 x 1,260 x 292 mm, 75": 1,816 x 1,123 x 228 mm, 65": 1,561 x 971 x 190 mm, 55": 1,330 x 807 x 170 mm, 49": 1,197 x 760 x 166 mm	86": 2,073 x 1,260 x 292 mm, 75": 1,816 x 1,123 x 228 mm
	Packed Weight	123 kg	86": 61.1 kg, 75": 49 kg, 65": 32.5 kg, 55": 21.1 kg, 49": 17.7 kg	86": 61.1 kg, 75": 49 kg
	VESA™ Standard Mount Interface	800 x 400 mm	86"/75": 600 x 400 mm, 65"/55"/49": 300 x 300 mm	600 x 400 mm
	Environment Conditions	Operation Temperature Operation Humidity	0°C to 40°C 10% to 80%	0°C to 40°C 10% to 80%
Power	Power Supply	100-240V-, 50/60Hz	100-240V-, 50/60Hz	100-240V-, 50/60Hz
	Power Type	Built-In Power	Built-In Power	Built-In Power
Power Consumption	Typ.	450 W	86": ≤ 275 W, 75": ≤ 240 W, 65": ≤ 134 W, 55": ≤ 116 W, 49": ≤ 102 W	86": 315 W, 75": 160 W
	Smart Energy Saving	315 W	86": ≤ 200 W, 75": ≤ 170 W, 65": ≤ 90 W, 55": ≤ 80 W, 49": ≤ 70 W	86": 220 W, 75": 115 W
Standard (Certification)	Safety	UL / cUL / CB / TUV / KC	UL / cUL / CB / TUV / KC	UL / cUL / CB / TUV / KC
	EMC	FCC Class "A" / CE / KC	FCC Class "A" / CE / KC	FCC Class "A" / CE / KC
	ErP / Energy Star / CEL	No / No / Yes	86"/75": No / No 65"/55"/49": N/A / Yes (Energy Star 7.0)	No / No
Media Player Compatibility	Slot PC Compatible	No	Yes	Yes
	External Media Player Attachable	Yes (MP500/MP700)	Yes (MP500/MP700)	Yes (MP500/MP700)
Software Compatibility	Content Management Software	SuperSign W	86"/75": SuperSign W 65"/55"/49": SuperSign CMS	SuperSign W
	Control and Monitoring Software	SuperSign C	SuperSign C	SuperSign C
Accessories	Basic	Remote Controller (2 Batteries Included), Power Cord, IR/Light Sensor Receiver, CD (Owner's Manual, SuperSign Program / Manual), HDMI 2.0 Cable, DP Cable, RS232C, Wi-Fi Dongle, Eye Bolt	Remote Controller (2 Batteries Included), Power Cord, QSG, DP Cable, Regulation Book, Phone to RS232C Gender, Memory Cover	Remote Controller (2 Batteries Included), Power Cord, QSG, DP Cable, Regulation Book, Phone to RS232C Gender, Memory Cover
	Optional	External Speaker (SP-2200)	Pixel Sensor (SP-5200), Media Player, OPS Kit (KT-OPSA), HDBaseT (EB-B100), Wall Mount (86"/75": LSW640A, LSW640B, 65"/55"/49": LSW350B), VESA Adapter (AM-B330S, 65"/55"/49" Only), Speaker (SP-5200, 65"/55"/49" Only), Stand (65": ST-651T, 55": ST-201T, 49": ST-201T)	Pixel Sensor (KT-SPO), Media Player, OPS Kit (KT-OPSA), HDBaseT (EB-B100), Wall Mount (LSW640A/B, 86" Only)

*PBP: Picture by Picture
**PIP: Picture in Picture

A Broad Range of Offers for Diverse Customer Values

LG's versatile standard displays are optimized for a variety of markets.



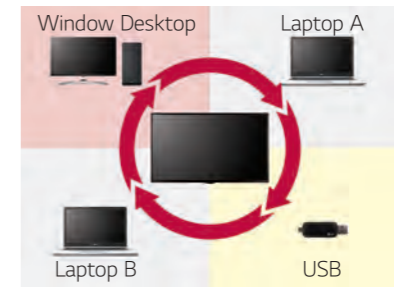
High Performance

The quad core SoC* executes several tasks at once and provides smooth content playback without a media player. The webOS platform supports convenient tools to manage the signage.



Enhanced Connectivity

Through its diverse interface, the signage lets you connect more than one device for optimal use.



USB Content Scheduling

There is no need for additional server or media player connections because LG standard signage support USB playback and scheduling. Users can set a playlist and timing for playing content using a USB.



PBP / PIP

PBP (Picture-By-Picture) and PIP (Picture-In-Picture) features enable you to compose various layouts for several digital devices.



Line-up



Standard with webOS 55"/49"/43" (SH7E*)

webOS

- Full HD: 1,920 x 1,080
- Brightness: 700 cd/m²
- Bezel: 11.9 mm (T/L/R), 18.0 mm (B)
- Built-in speaker
- Double screen with 2PBP** / PIP***



Standard with webOS 55"/49"/42" (LS75C-M)

webOS

- Full HD: 1,920 x 1,080
- Brightness: 700 cd/m²
- Bezel: 7.4 mm (Even)
- Double screen with 2PBP** / PIP***



Standard with webOS 65"/55"/49"/43"/32" (SM5D/SM5KD)

webOS

- Full HD: 1,920 x 1,080
- Brightness: 450 cd/m², 400 cd/m² (32")
- Bezel: 11.9 mm (T/L/R), 18.0 mm (B)
13.0 mm (T/L/R), 18.0 mm (B) (32")
- Double screen with 2PBP** / PIP***
- Built-in speaker (SM5KD only)



Standard with webOS 22" (22SM3B)

webOS

- Full HD: 1,920 x 1,080
- Brightness: 250 cd/m²
- Bezel: 16.3 mm (Even)
- Built-in speaker

LG Smart Platform webOS

webOS is a LG's smart signage platform that allows easy integration and expansion to various solutions and value-added services.

For more detailed information,
move to page 79



*This model will be released in the 1st quarter of 2018.
Please contact your sales representative for precise information.
Picture-By-Picture * Picture-In-Picture

Line-up



Standard

55"/49"/43" (SH7DD)

- Full HD: 1,920 x 1,080
- Brightness: 700 cd/m²
- Bezel: 11.9 mm (T/L/R), 18.0 mm (B)
- Built-in speaker



Standard

55"/49"/43" (SE3DD)

- Full HD: 1,920 x 1,080
- Brightness: 300 cd/m²
- Bezel: 11.9 mm (T/L/R), 18 mm (B)



Standard

65"/55"/49"/43"/32" (SE3D/SE3KD)

- Full HD: 1,920 x 1,080
- Brightness: 400 cd/m² (65"),
350 cd/m² (55"/49"/43"/32")
- Bezel: 11.9 mm (T/L/R), 18.0 mm (B),
13.0 mm (T/L/R), 18.0 mm (B) (32")
- Built-in speaker (SE3KD only)



Standard

55"/49"/43"/32" (SL5B)

- Full HD: 1,920 x 1,080
- Brightness: 450 cd/m²
- Bezel: 11.9 mm (T/L/R), 18 mm (B)
18.9 mm (T/L/R), 26 mm (B) (32")



Standard

10" (10SE3E*)

- HD: 1,280 x 800
- Brightness: 400 cd/m²
- Bezel: 14 mm (Even)
- Power over ethernet



Standard

10" (SM3TB)

- HD: 1,280 x 800
- Brightness: 400 cd/m²
- Bezel: 14 mm (Even)
- Android, built-in touch, power over ethernet

*This model will be released in the 1st quarter of 2018.
Please contact your sales representative for precise information.

		SH7E	SM5D/SM5KD	
Panel	Screen Size	55", 49", 43"	65", 55", 49", 43", 32"	
	Panel Technology	IPS	IPS	
	Aspect Ratio	16 : 9	16 : 9	
	Native Resolution	1,920 x 1,080 (FHD)	1,920 x 1,080 (FHD)	
	Brightness	700 cd/m ²	450 cd/m ² , 400 cd/m ² (32")	
	Viewing Angle (H x V)	198 x 198	178 x 178	
	Surface Treatment	Hard coating (2H), Anti-glare Low Reflection Treatment of the Front Polarizer (Haze 3%, Typ.)	Hard coating (3H), Anti-glare Treatment of the Front Polarizer (Haze 1%, Typ.)	
	Operation Hours	24Hrs	24Hrs	
Connectivity	Input	HDMI (3), DP, DVI-D, Audio, USB 3.0	HDMI (2), DP, DVI-D, RGB, Audio, USB 3.0	
	Output	DP, Audio	DP, Audio, External Speaker (SM5D Only)	
	External Control	RS232C In/out, RJ45 In, IR In	RS232C In/out, RJ45 In, IR Receiver In, Pixel Sensor In	
Physical Specification	Bezel Color	Black	Black	
	Bezel Width	11.9 mm (T/L/R), 18 mm (B)	65"/55"/49"/43"/32": 11.9 mm (T/L/R), 18 mm (B), 32": 13 mm (T/L/R), 18 mm (B)	
	Monitor Dimension (W x H x D)	55": 1,238 x 714.9 x 38.6 mm, 49": 1,102.2 x 638.5 x 38.6 mm, 43": 969.6 x 563.9 x 38.6 mm	65": 1,456.9 x 838 x 41.1 (SM5KD 56.5) mm, 55": 1,238 x 714.9 x 38.6 (SM5KD 54) mm, 49": 1,102.2 x 638.5 x 38.6 (SM5KD 54) mm, 43": 969.6 x 563.9 x 38.6 (SM5KD 54) mm, 32": 729.4 x 428.9 x 55.5 (SM5KD 55.5) mm	
	Weight (Head)	55": 17.3 kg, 49": 14.1 kg, 43": 9.8 kg	65": 27.7 kg (SM5KD 27.9 kg), 55": 17.3 kg (SM5KD 17.5 kg), 49": 14.1 kg (SM5KD 14.3 kg), 43": 9.8 kg (SM5KD 10.0 kg), 32": 5.2 kg (SM5KD 5.4 kg)	
	Carton Dimensions (W x H x D)	55": 1,330 x 807 x 170 mm, 49": 1,197 x 760 x 166 mm, 43": 1,052 x 650 x 123 mm	65": 1,561 x 977 x 190 mm, 55": 1,330 x 807 x 170 mm, 49": 1,197 x 760 x 166 mm, 43": 1,052 x 650 x 123 mm, 32": 810 x 510 x 132 mm	
	Packed Weight	55": 21.5 kg, 49": 17.2 kg, 43": 12.4 kg	65": 33.6 kg (SM5KD 33.8 kg), 55": 21.5 kg (SM5KD 21.7 kg), 49": 17.2 kg (SM5KD 17.4 kg), 43": 12.4 kg (SM5KD 12.6 kg), 32": 6.5 kg (SM5KD 6.7 kg)	
	VESA™ Standard Mount Interface	55"/49": 300 x 300 mm 43": 200 x 200 mm	65"/55": 300 x 300 mm 49"/43"/32": 200 x 200 mm	
	Environment Conditions	Operation Temperature	0°C to 40°C	0°C to 40°C
		Operation Humidity	10% to 80%	10% to 80%
	Power	Power Supply	100-240V~, 50/60Hz	100-240V~, 50/60Hz
Power Type		Built-In Power	Built-In Power	
Power Consumption	Typ.	130 W (55") / 110 W (49") / 95 W (43"), TBD	120 W (65") / 100 W (55") / 85 W (49") / 75 W (43") / 60 W (32")	
	Smart Energy Saving	30% of Typical	85 W (65") / 70 W (55") / 60 W (49") / 55 W (43") / 45 W (32")	
Standard (Certification)	Safety	CB	UL / cUL / CB / TUV / KC	
	EMC	CE Class B (TBD)	FCC Class "A" / CE / KCC	
	ErP / Energy Star	N/A / Yes (Energy Star 7.0)	N/A / Yes (Energy Star 7.0)	
Media Player Compatibility	OPS Type Compatible	Yes	Yes	
	External Media Player Attachable	Yes	Yes (MP500 / MP700), (32": No)	
Software Compatibility	Content Management Software	SuperSign CMS	SuperSign CMS	
	Control and Monitoring Software	SuperSign Link	SuperSign Link	
Accessories	Basic	Remote Controller (2 Batteries Included), Power Cord, QSG, HDMI Cable, Regulation Book, Phone to RS232C Gender	Remote Controller (2 Batteries Included), Power Cord, QSG, HDMI Cable, Regulation Book, Phone to RS232C Gender, Memory Cover	
	Optional	N/A	Pixel Sensor (KT-SP0), Media Player (except 32"), HDBaseT (EB-B100), Speaker (SP-5000, SM5D Series Only), Stand (65": ST-652T, 55"/49": ST-492T, 43": ST-432T, 32": ST-322T), Wall Mount Bracket (65"/55"/49": LSW350B, 43"/32": LSW230B), VESA Adapter (65"/55"/49": AM-B330S, 43": AM-B220S), Touch Overlay	

		LS75C-M	225M3B	
Panel	Screen Size	55", 49", 42"	22"	
	Panel Technology	IPS	IPS	
	Aspect Ratio	16 : 9	16 : 9	
	Native Resolution	1,920 x 1,080 (FHD)	1,920 x 1,080 (FHD)	
	Brightness	700 cd/m ²	250 cd/m ²	
	Viewing Angle (H x V)	178 x 178	178 x 178	
	Surface Treatment	Hard coating (3H), Anti-glare Treatment of the Front Polarizer (Haze 10%, Typ.)	Hard coating (3H), Anti-glare Treatment of the Front Polarizer (Haze 1%, Typ.)	
	Operation Hours	24Hrs	16Hrs	
Connectivity	Input	HDMI (2), DP, DVI-D, Audio In, OPS, USB 3.0	HDMI, RGB, Audio, USB 3.0	
	Output	DP, Audio, External Speaker	-	
	External Control	RS232C In/out, RJ45 In, IR/Light Sensor In, Pixel Sensor In	RS232C In, RJ45 In, IR Receiver In (Built-in Type), Pixel Sensor In	
Physical Specification	Bezel Color	Black	Black	
	Bezel Width	7.4 mm (T/B/L/R, Even)	16.3 mm (T/B/L/R, Even)	
	Monitor Dimension (W x H x D)	55": 1,230 x 714 x 32 mm, 49": 1,095 x 637 x 32 mm, 43": 949 x 555 x 32 mm	510.3 x 302.1 x 53.8 mm	
	Weight (Head)	55": 20.7 kg, 49": 15.6 kg, 43": 12.5 kg	3.6 kg	
	Carton Dimensions (W x H x D)	55": 1,330 x 815 x 174 mm, 49": 1,197 x 760 x 134 mm, 43": 1,045 x 645 x 127 mm	565 x 357 x 103 mm	
	Packed Weight	55": 25.2 kg, 49": 18.7 kg, 43": 14.8 kg	4.7 kg	
	VESA™ Standard Mount Interface	400 x 400 mm	100 x 100 mm	
	Environment Conditions	Operation Temperature	0°C to 40°C	0°C to 40°C
		Operation Humidity	10% to 80%	10% to 80%
	Power	Power Supply	100-240V~, 50/60Hz	100-240V~, 50/60Hz
Power Type		Built-In Power	Built-In Power	
Power Consumption	Typ.	140 W (55") / 125 W (49") / 110 W (43")	35 W	
	Smart Energy Saving	100 W (55") / 90 W (49") / 80 W (43")	25.13 W (On) / 29.76 W (Off)	
Standard (Certification)	Safety	UL / cUL / CB / TUV / KC	UL / cUL / CB / TUV	
	EMC	FCC Class "A" / CE / KCC	FCC Class "A" / CE	
	ErP / Energy Star	N/A / No	N/A / No	
Media Player Compatibility	OPS Type Compatible	Yes	No	
	External Media Player Attachable	Yes (MP500 / MP700)	No	
Software Compatibility	Content Management Software	SuperSign CMS	SuperSign W	
	Control and Monitoring Software	SuperSign C	SuperSign C	
Accessories	Basic	Remote Controller (2 Batteries Included), Power Cord, IR / Light Sensor Receiver, QSG, Regular Book, HDMI Cable	Remote Controller (2 Batteries Included), Power Cord, QSG, RGB Cable, Phone to RS232C Gender	
	Optional	External Speaker (SP-2100), Stand (ST-200T), Wall Mount Bracket (LSW440S), Wi-Fi Dongle (AN-WF500), OPS Kits (KT-OPSA), Pixel Sensor (KT-SP0)	Pixel Sensor (KT-SP0)	

※ Specifications are subject to change without notice

		SH7DD	SE3D/SE3KD
Panel	Screen Size	55", 49", 43"	65", 55", 49", 43", 32"
	Panel Technology	IPS	IPS
	Aspect Ratio	16 : 9	16 : 9
	Native Resolution	1,920 x 1,080 (FHD)	1,920 x 1,080 (FHD)
	Brightness	700 cd/m ²	350 cd/m ² , 400 cd/m ² (65" Only)
	Viewing Angle (H x V)	178 x 178	178 x 178
	Surface Treatment	Hard coating (3H), Anti-glare Treatment of the Front Polarizer (Haze 3%, Typ.)	Hard coating (3H), Anti-glare Treatment of the Front Polarizer (Haze 1%, Typ.)
	Operation Hours	24Hrs	18Hrs
	Orientation	Landscape & Portrait	Landscape & Portrait
Connectivity	Input	HDMI (2), DVI-D, RGB, Audio, USB 3.0	HDMI (2), DVI-D, RGB, Audio in, USB 2.0
	Output	Audio	Audio, External Speaker (SE3D Only)
	External Control	RS232C In/out, RJ45 In, IR External Receiver In	RS232C In/out, RJ45 In, IR Receiver In
Physical Specification	Bezel Color	Black	Black
	Bezel Width	11.9 mm (T/L/R), 18 mm (B)	11.9 mm (T/L/R), 18 mm (B), 32": 13 mm (T/L/R), 18 mm (B)
	Monitor Dimension (W x H x D)	55": 1,238 x 714.9 x 54 mm, 49": 1,102.2 x 638.5 x 54 mm, 43": 969.6 x 563.9 x 54 mm	65": 1,456.9 x 838 x 41.1 (SE3KD 56.5) mm, 55": 1,238 x 714.9 x 38.6 (SE3KD 54) mm, 49": 1,102.2 x 638.5 x 38.6 (SE3KD 54) mm, 43": 969.6 x 563.9 x 38.6 (SE3KD 54) mm, 32": 729.4 x 428.9 x 55.5 (SE3KD 55.5) mm
	Weight (Head)	55": 17.3 kg, 49": 14.1 kg, 43": 9.8 kg	65": 27.7 kg (SE3KD 27.9 kg), 55": 17.3 kg (SE3KD 17.5 kg), 49": 14.1 kg (SE3KD 14.3 kg), 43": 9.8 kg (SE3KD 10.0 kg), 32": 5.2 kg (SE3KD 5.4 kg)
	Carton Dimensions (W x H x D)	55": 1,330 x 807 x 170 mm, 49": 1,197 x 760 x 166 mm, 43": 1,052 x 650 x 123 mm	65": 1,561 x 977 x 190 mm, 55": 1,330 x 807 x 170 mm, 49": 1,197 x 760 x 166 mm, 43": 1,052 x 650 x 123 mm, 32": 810 x 510 x 132 mm
	Packed Weight	55": 21.5 kg, 49": 17.2 kg, 43": 12.4 kg	65": 33.6 kg (SE3KD 33.8 kg), 55": 21.5 kg (SE3KD 21.7 kg), 49": 17.2 kg (SE3KD 17.4 kg), 43": 12.4 kg (SE3KD 12.6 kg), 32": 6.5 kg (SE3KD 6.7 kg)
	VESA™ Standard Mount Interface	55"/49": 300 x 300 mm, 43": 200 x 200 mm	65"/55"/49": 300 x 300 mm, 43": 200 x 200 mm
	Environment Conditions	Operation Temperature: 0°C to 40°C Operation Humidity: 10% to 80%	Operation Temperature: 0°C to 40°C Operation Humidity: 10% to 80%
	Power	Power Supply: 100-240V~, 50/60Hz Power Type: Built-In Power	Power Supply: 100-240V~, 50/60Hz Power Type: Built-In Power
Power Consumption	Typ	95 W (55") / 85 W (49") / 75 W (43")	95 W (65") / 70 W (55") / 65 W (49") / 60 W (43") / 50 W (43")
	Smart Energy Saving	75 W (55") / 65 W (49") / 55 W (43")	70 W (65") / 55 W (55") / 50 W (49") / 45 W (43") / 35 W (32")
Standard (Certification)	Safety	UL / cUL / CB / TUV / KC	UL / cUL / CB / TUV / KC
	EMC	FCC Class "A" / CE / KCC	FCC Class "A" / CE / KCC
	ErP / Energy Star	Yes* / Yes (Energy Star 7.0)	Yes* / Yes (Energy Star 7.0)
Media Player Compatibility	OPS Type Compatible	No	No
	External Media Player Attachable	Yes (MP500/MP700)	Yes (MP500 / MP700), (32": No)
Software Compatibility	Content Management Software	SuperSign CMS	SuperSign W
	Control and Monitoring Software	SuperSign C	SuperSign C
Accessories	Basic	Remote Controller (2 Batteries Included), Power Cord, QSG, RGB Cable, Regulation Book, Phone to RS232C Gender, IR Receiver	Remote Controller (2 Batteries Included), Power Cord, QSG, RGB Cable, Regulation Book, Phone to RS232C Gender, IR Receiver
	Optional	Stand (55"/49": ST-492T, 43": ST-432T), Media Player, Wall Mount Bracket (55"/49": LSW350B, 43": LSW230B), VESA Adapter (55"/49": AM-B330S, 43": AM-B220S), Wi-Fi Dongle (AN-WF500), Touch Overlay	Speaker (SP-5000, SE3D Only), Stand (65": ST-652T, 55"/49": ST-492T, 43": ST-432T, 32": ST-322T), Media Player (except 32"), Wall Mount Bracket (65"/55"/49": LSW350B, 43"/32": LSW230B), VESA Adapter (65"/55"/49": AM-B330S, 43": AM-B220S), Touch Overlay

*N/A for EU ErP

		SE3DD	SL5B	10SE3E/SM3TB
Panel	Screen Size	55", 49", 43"	55", 49", 43", 32"	10"
	Panel Technology	IPS	IPS	ADS
	Aspect Ratio	16 : 9	16 : 9	16 : 10
	Native Resolution	1,920 x 1,080 (FHD)	1,920 x 1,080 (FHD)	1,280 x 800 (HD)
	Brightness	300 cd/m ²	450 cd/m ²	400 cd/m ²
	Viewing Angle (H x V)	178 x 178	178 x 178	160 x 160
	Surface Treatment	Hard coating (3H), Anti-glare Treatment of the Front Polarizer (Haze 1%, Typ.)		Hard Coating (2H), Low Reflection (Front Polarizer)
	Operation Hours	16Hrs	18Hrs, 24Hrs (32")	16Hrs
	Orientation	Landscape & Portrait	Landscape & Portrait	Landscape & Portrait
Connectivity	Input	HDMI (2), RGB, Audio, USB	HDMI, DVI-D, RGB, Audio, USB (2)	HDMI (SE3E Only), USB 2.0, Micro SD Card (SM3TB Only)
	Output	External Speaker	Audio, External Speaker	-
	External Control	RS232C In/out, RJ45 In, IR Receiver In		RJ45 In, Built-in IR (SE3E Only)
Physical Specification	Bezel Color	Black	Black	Black
	Bezel Width	11.9 mm (T/L/R), 18 mm (B)	55"/49"/43": 11.9 mm (T/R/R), 18 mm (B) 32": 18.9 mm (T/L/R), 26 mm (B)	14 mm (T/B/L/R, Even)
	Monitor Dimension (W x H x D)	55": 1,238 x 714.9 x 38.6 mm, 49": 1,102.2 x 638.5 x 38.6 mm, 43": 969.6 x 563.9 x 38.6 mm	55": 1,238 x 714.9 x 38.6 mm, 49": 1,102.2 x 638.5 x 38.6 mm, 43": 969.6 x 563.9 x 38.6 mm, 32": 740.4 x 442.0 x 35.6 mm	245.6 x 164.2 x 29.7 mm
	Weight (Head)	55": 17.1 kg, 49": 13.9 kg, 43": 9.6 kg	55": 17.3 kg, 49": 14.1 kg, 43": 9.8 kg, 32": 8.0 kg	SE3E: 0.69 kg, SM3TB: 0.63 kg
	Carton Dimensions (W x H x D)	55": 1,330 x 807 x 170 mm, 49": 1,197 x 760 x 166 mm, 43": 1,052 x 650 x 123 mm	55": 1,330 x 807 x 170 mm, 49": 1,197 x 760 x 166 mm, 43": 1,052 x 650 x 123 mm, 32": 850 x 585 x 121 mm	327 x 224 x 95 mm
	Packed Weight	55": 21.3 kg, 49": 17.0 kg, 43": 12.2 kg	55": 21.5 kg, 49": 17.2 kg, 43": 12.4 kg, 32": 9.9 kg	10SE3E: 1.4 kg, 10SM3TB: 1.041 kg
	VESA™ Standard Mount Interface	55"/49": 300 x 300 mm, 43": 200 x 200 mm	55"/49": 300 x 300 mm, 43"/32": 200 x 200 mm	50 x 50 mm
	Environment Conditions	Operation Temperature: 0°C to 40°C Operation Humidity: 10% to 80%	Operation Temperature: 0°C to 40°C Operation Humidity: 10% to 80%	Operation Temperature: 0°C to 40°C Operation Humidity: 10% to 90%
	Power	Power Supply: 100-240V~, 50/60Hz Power Type: Built-In Power	Power Supply: 100-240V~, 50/60Hz Power Type: Built-in Power	Power Supply: 100-240V~, 50/60Hz Power Type: Built-in Power, Adaptor
Power Consumption	Typ	80 W (55") / 65 W (49") / 55 W (43")	85 W (55") / 75 W (49") / 65 W (43") / 65 W (32")	10 W
	Smart Energy Saving	55 W (55") / 50 W (49") / 45 W (43")	65 W (55") / 55 W (49") / 50 W (43") / 42 W (32")	-
Standard (Certification)	Safety	UL / cUL / CB / TUV / KC	UL / cUL / CB / TUV / KC	UL / cUL / TUV
	EMC	FCC Class "A" / CE / KCC	FCC Class "A" / CE / KCC	FCC Class "A" / CE
	ErP / Energy Star	Yes / Yes (Energy Star 7.0)	N/A / Yes (Energy Star 7.0)	SE3E: ErP Class "B" / N/A, SM3TB: N/A / Yes (Energy Star 6.0)
Media Player Compatibility	OPS Type Compatible	No	No	No
	External Media Player Attachable	Yes (MP500/MP700)	Yes (MP500/MP700)	No
Software Compatibility	Content Management Software	SuperSign W	SuperSign W	SuperSign CMS (SE3E Only)
	Control and Monitoring Software	SuperSign C	SuperSign C	SuperSign Link (SE3E Only)
Accessories	Basic	Remote Controller (2 Batteries Included), Power Cord, QSG, RGB Cable, Regulation Book, IR Receiver	Remote Controller (2 Batteries Included), Power Cord, QSG, RGB Cable, Regulation Book, Phone to RS232C Gender, IR Receiver	Adaptor, Manual (Web), ESG
	Optional	Speaker (SP-5000), Stand (55"/49": ST-492T, 43": ST-432T), Media Player, Wall Mount Bracket (55"/49": LSW350B, 43": LSW230B), VESA Adapter (55"/49": AM-B330S, 43": AM-B220S), Wi-Fi Dongle (AN-WF500), Touch Overlay	Speaker (SP-5000), Stand (55"/49": ST-492T, 43": ST-432T, 32": ST-320T), Media Player (Except 32"), Wall Mount Bracket (55"/49": LSW350B, 43": LSW230B, 32": LSW200), VESA Adapter (55"/49": AM-B330S, 43": AM-B220S), OPS Kit (32" Only)	No

Clarity for an Effective Advertising

A fresh and innovative way to engage and inform your customers.



Open Frame

55/49" (WFB) 32" (WFC)

webOS

- Full HD: 1,920 × 1,080
- Transparency Rate: 10.0% (55") / 9.50% (49") / 8.63% (32")

Superior Color Gamut

With Superior Color Gamut, LG transparent display presents more clearer image.

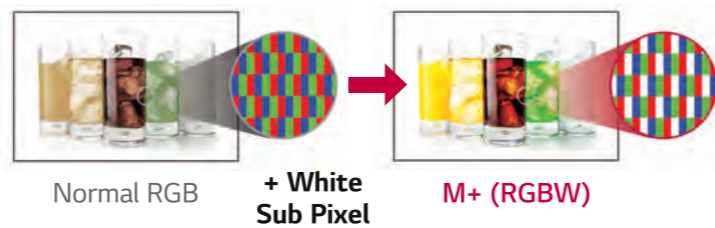


Conventional

WFB/WFC

Higher Transparency

M+ (RGBW) Panel enables the transparency higher than conventional RGB panel so that it increases the image visibility.



Normal RGB

+ White Sub Pixel

M+ (RGBW)

Superior Picture Quality

LG IPS technology provides true color image as the actual product color.



Conventional

WFB/WFC

Wide Viewing Angle

IPS panel technology has the better control of liquid crystal. As a result, it allows users to view the screen virtually at any angle.



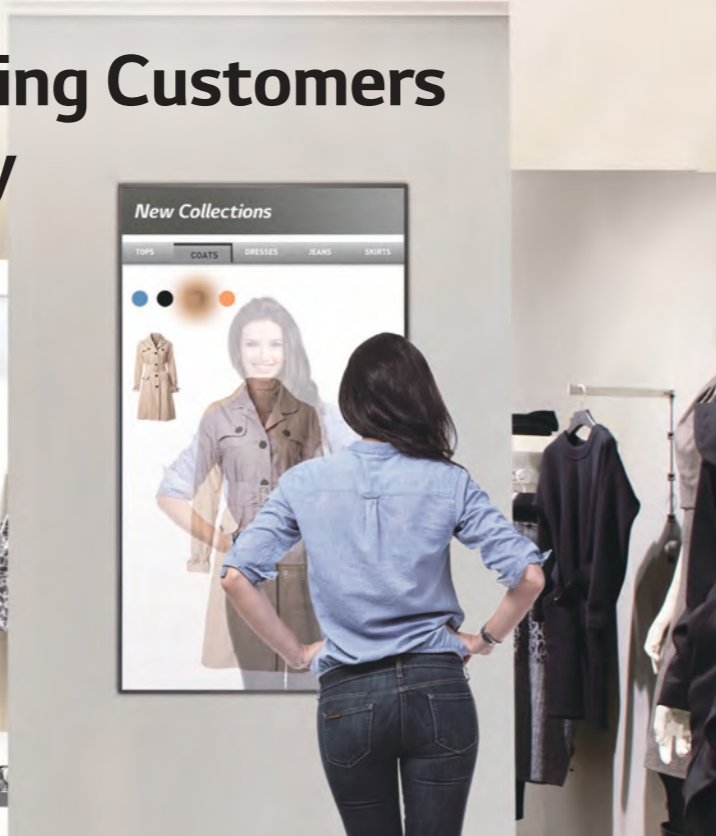
Conventional

IPS

		55/49WFB	32WFC
Panel	Screen Size	55", 49"	32"
	Panel Technology	IPS	IPS
	Aspect Ratio	16 : 9	16 : 9
	Native Resolution	1,920 x 1,080 (FHD)	1,920 x 1,080 (FHD)
	Transmittance	10.0% (55", Typ.) / 9.5% (49", Typ.)	8.63% (Center 1Point, Typ)
	Viewing Angle (H x V)	178 x 178	Viewing Angle Free
	Color Depth	8 bit (55", 49"), 10bit (49")	8 bit, 16.7 Million Colors
	Orientation	Landscape & Portrait	Landscape & Portrait
	Connectivity	Input	LVDS (Compatible w/ TSP500-M)
Physical Specification	Color	Black	Black
	Bezel Width	55": 35.75 mm(U), 66.55 mm(D), 18.7 mm(L), 98.8 mm (R) 49": 64.1 mm (U), 18.7 mm (D), 18.7 mm (L), 125.86 mm (R)	83.05 mm (U), 17.5 mm (D), 17.5 mm (L), 17.5 mm (R)
	Monitor Dimension (W x H x D)	55": 1,331 x 786.7 x 11.2 mm 49": 1,222.34 x 690.8 x 11.2 mm	743.2 x 504.2 x 11.2 mm
	Weight	6.6 kg (55"), 5.4 kg (49")	2.6 kg
	Carton Dimensions (W x H x D)	55": 1,421 x 877 x 118 mm 49": 1,303 x 771 x 118 mm	834.0 x 570.0 x 114 mm
	Packed Weight	10.8 kg (55"), 9.0 kg (49")	3.8 kg
Environment Conditions	Operation Temperature	0°C to 40°C	0°C to 40°C
	Operation Humidity	10% to 80%	10% to 80%
Power Consumption	Typ.	55": 5.52 W (12V Input), 49": 5.4 W (12V Input)	6.3 W (12V Input)


Engaging and Captivating Customers with the Mirror Display

Differentiated multimedia experiences leave deep impressions on your customers.



Installation Convenience

No need for additional installations.



Display + Mirror

Built-in Mirror
(already installed)

Creative Options

Use sensors and content for maximum exposure. Add multi-touch, proximity sensors and gestures tailored to the integrator/content provider.

Wi-Fi Support

MS75A-7BB support wi-fi usb dongle connection for convenient content distribution.



OPS Compatibility

Compatible with the OPS (Open Pluggable Specification), users have the flexibility to choose their appropriate media player.



Mirror Signage 49" (MS75A-MBB)

webOS

- Full HD: 1,920 x 1,080
- Brightness: 600 cd/m²
- Bezel: 8.4 mm (Even bezel)
- Built-in mirror

MS75A-MBB

Panel	Screen Size	49"
	Panel Technology	IPS
	Aspect Ratio	16 : 9
	Native Resolution	1,920 x 1,080 (FHD)
	Brightness	600 cd/m ² (700 cd/m ² w/o mirror glass)
	Response Time	8 ms (G to G BW, Typ.)
	Response Time	Hard Coating (3H), Anti-glare Treatment of the Front Polarizer (Haze 10%)
	Guaranteed Operation Hours	24Hrs
Connectivity	Orientation	Landscape & Portrait
	Input	HDMI, HDMI/OPS, DP, DVI-D, Audio, USB
	Output	DP, External Speaker
Physical Specification	External Control	RS232C In/out, RJ45 In, IR & Light Sensor In, Pixel Sensor In
	Color	Black
	Bezel Width	8.4 mm (T/B/L/R, Even)
	Monitor Dimension (W x H x D)	1,095.0 x 625.2 x 37.3 mm
	Weight (Head)	22.0 kg
	Monitor with Optional Stand Dimensions (W x H x D)	1,095.0 x 699.9 x 298.3 mm
	Weight (Head+Stand)	23.4 kg
	Carton Dimensions (W x H x D)	1,330 x 810 x 174 mm
	Packed Weight	25.3 kg
	VESA™ Standard Mount Interface	400 x 400 mm
Environment Conditions	Operation Temperature	0°C to 40°C
	Operation Humidity	10 % to 80 %
Power	Power Supply	100-240V~, 50/60Hz
	Power Type	Built-In Power
Power Consumption	Typ.	125 W
	Smart Energy Saving	95 W
Standard (Certification)	Safety	UL / cUL / CB / TUV / KC
	EMC	FCC Class "A" / CE / KCC
Media Player Compatibility	OPS Type Compatible	No
	External Media Player Attachable	Yes (MP500/MP700)
Software Compatibility	Content Management Software	SuperSign CMS
	Control and Monitoring Software	SuperSign C
Accessories	Basic	Remote Controller (2 Batteries Included), Power Cord, IR/Light Sensor Receiver, CD (Owner's Manual), HDMI Cable
	Optional	Speaker (SP-2100), Stand (ST-200T), Wall Mount Bracket (LSW440S), Wi-Fi USB Dongle (AN-WF500), OPS Kit (KT-OPSA), Pixel Sensor (KT-SP0)
Mirror	Glass Coating	Transmittive Ratio: 49.0 ±5% / Reflective Ratio: 50.0 ±5%
	Transmission Color Coordination	x=0.310 ±0.03, y=0.330 ±0.03 (D65)
	Reflection Color Coordination	L*= 77 ±3, a*=1.0 ±3, b*= 0.0 ±5
	Glass Thickness	2.8T
	Software Feature	Screen Off Mode

Live TV and Advertisements on One Screen

Specially designed for simultaneously broadcasting TV programs and delivering advertisements.



Smart TV Signage

55"/49"/43" (LV640S)

webOS

- Full HD: 1,920 × 1,080
- Built-in speaker and TV tuner
- Embedded CMS (Content Management System)
- Simple Editor / SuperSign™ Link / SuperSign™ W compatibility
- Media share via built-in Wi-Fi
- Pre-loaded YouTube app, web browser

LV640S

	Diagonal Size	55"		
		49"	43"	
Display	Type	Edge LED	Direct LED	
	Resolution	1,920 x 1,080 (FHD)		
	Dynamic Contrast Ratio	1,000,000:1		
	Static (Panel) Contrast Ratio	1,200:1 (55"/43") 1,100:1 (49")		
	Brightness	400 cd/m ²		
	Viewing Angle (H x V)	178 x 178		
	Response Time	9 ms		
	Broadcasting System	Analog	Varied by Countries	
Digital		Varied by Countries		
Video	Picture Engine	XD Engine		
	Real Cinema 24p (3:3 pull down)	Yes		
	Aspect Ratio	Varied by Countries		
Audio	Audio Output / Speaker System	10W + 10W / 2.0 ch		
	Sound Mode	Yes (6 Modes)		
	Clear Voice	Yes		
Smart Features	Smart UX	webOS 3.5, Commercial Smart Home, Web Browser, Pre-loaded YouTube Apps		
	Connectivity	SoftAP, Wi-Fi, ScreenShare (Miracast), DIAL, Bluetooth Sound Sync		
Hospitality Features		Hotel Mode, Lock Mode, Welcome Screen / Video, Insert Image, External Speaker Out, Content Manager, Group Manager, Crestron Connected™ Certification, RTC (Real Time Clock), NTP Sync Timer		
General Features	Installation	USB Cloning		
	Management	WOL (Wake on LAN), SNMP (Simple Network Management Protocol), Self Diagnostics, Multi IR Code, HDMI-CEC		
	Setting Option	Auto Off/Sleep Timer, Smart Energy Saving, Motion Eye Care		
LG Software Compatibility		Simple Editor, SuperSign W, SuperSign Link		
Interface	Side	HDMI In, USB (2)		
	Rear	RF, AV In (Sharing with Component), Component In (RCA5), Digital Optical Audio Out, HDMI Input (2), RGB In, PC Audio Input (Sharing with Component Audio), RS-232C, RJ45 (Ethernet), External Speaker		
Dimension	Vesa	300 x 300 mm		200 x 200 mm
	W x H x D / Weight (with stand)	1,241 x 775 x 216 mm / 16.6 kg	1,107 x 701 x 235 mm / 11.4 kg	974 x 625 x 220 mm / 9.3 kg
	W x H x D / Weight (Packing)	1,360 x 835 x 152 mm / 21.3 kg	1,193 x 770 x 158 mm / 13.5 kg	1,060 x 660 x 152 mm / 11.3 kg
Power (Unit : Watts)	Voltage, Hz	100 - 240V, 50/60Hz		
	Typical	Varied by Countries		
	Stand-by	0.5		
Standard Approval	Safety	Varied by Countries		
	Environment	Varied by Countries		
	ETC	Varied by Countries		

Entertain guests with "Smart TV" Signage

NEW Enriched Smart Content

- Pre-loaded YouTube app
- Web browser
- Live TV

NEW Smart Connectivity with Built-in Wi-Fi

- ScreenShare

Advertise and Manage with Smart TV "Signage"

NEW Assorted Content Management Solution

- New embedded content manager via remote control, keyboard and Chrome browser
- Compatibility with LG SuperSign™ software

NEW Easy Management and Control

- WOL (Wake on LAN)
- Crestron Connected™ certification

Innovative change of existing space

Offers eye-catching digital content and information while seamlessly interacting with the surrounding environment.



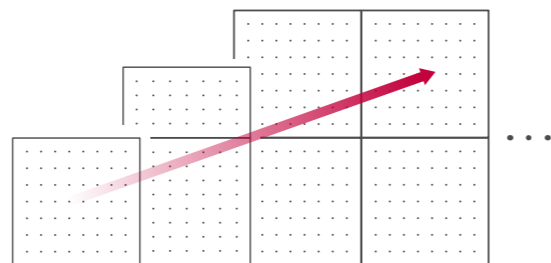
Self-Adhesive

The transparent LED film is self-adhesive and doesn't require specialist skills for installation. The film is simply attached to existing surfaces and can easily be detached.



Scalability and Flexibility

The size and layout of the film can be redesigned in many ways, according to the user's wishes.



High Transparency

When the LED is ON, the film effectively displays content as digital signage, while also providing a see-through view with superb transparency. When the LED is OFF, the film totally blends into the glass.



	LAT240DT1	LAT300MT1	
TRANSPARENT LED FILM PANEL	Pitch	24 mm	30 mm (Silicone OCA)
	LED Type	R, G, B 3in1 Color Package (SMD1,818)	White (SMD 1,608)
	Resolution	28 x 20	16 x 16
	Pixels per Panel	560	256
	Pixel Density (point/m ²)	1,602	1,024
	Brightness (After Calibration)	> 1,000 cd/m ²	> 1,000 cd/m ²
	Contrast Ratio	≥ 100,000:1	≥ 100,000:1
	Luminance Uniformity	≥ 70%	≥ 70%
	Chromaticity Uniformity	Δu'v'≤0.015	Δu'v'≤0.015
	Viewing Angle (H x V)	120 x 120	120 x 120
	Life Time (Brightness 50%)	50,000 Hrs	50,000 Hrs
	Transparency	73%	72%
	Curved Installation	1,000 R (Convex), 1,000 R (Concave) (TBD)	No
	Color Processing	130/120/110 Level (R, G, B)	16bit
	Colors	1,000,000 Colors	65,536 Gray Scale
Color Chromaticity	Cx: 0.28±0.03, Cy: 0.28±0.03	Cx: 0.26±0.03, Cy: 0.25±0.03	
Interface	Serial Data In/out (1/1)	Serial Data In/out (1/1)	
Dimension (W x H x D)	479 x 667 x 1.6 mm	479 x 476.5 x 1.23 mm	
Weight	0.56 kg	0.26 kg	
Power Consumption	37 W (Transparent Panel and Bezel Kit, @ Film 1ea) 150 W (Transparent Panel and Bezel Kit @ Film 2x2)	24 W (Both Transparent Panel and Bezel Kit)	
BEZEL KIT (1st)	Interface	RGMII Data in/Differential Serial Data Out (1/1)	Serial Data In/out (1/1)
	Dimension (W x H x D)	479 x 24 x 54.4 mm	478 x 28 x 49 mm
	Weight	0.45 kg	0.45 kg
	Power Consumption	37 W (Both Transparent Panel and Bezel Kit)	24 W (Both Transparent Panel and Bezel Kit)
Accessories	DC Jack Connection Cable (730 mm), Screw, Water-proof Plug	Power Cable, Data Cable (Bezel Kit to Bezel Kit), Guide Bracket, Screw	
BEZEL KIT (Common)	Interface	Differential Serial Data In/out (1/1)	Serial Data In/out (1/1)
	Dimension (W x H x D)	479 x 24 x 28 mm	478 x 28 x 49 mm
	Weight	0.26 kg	0.45 kg
	Power Consumption	37 W (Both Transparent Panel and Bezel Kit)	24 W (Both Transparent Panel and Bezel Kit)
Accessories	DC Jack Connection Cable (240 mm), Data cable (Bezel Kit to Bezel Kit), Screw, Water-proof Plug	Power Cable, Data Cable (Bezel Kit to Bezel Kit), Guide Bracket, Screw	
UNIT CONTROLLER	Resolution	1,920 x 1,080	64 x 96 (Film 4 x 6), 32 x 192 (Film 2 x 12)
	Interface	LVDS In with I2C, RJ45 x 4ea	LVDS In/out with I2C
	Maximum Transmission Length	100 m	2 m
	Dimension (W x H x D)	258 x 184.6 x 35 mm	455 x 300 x 78 mm
	Weight	1.32 kg	6.8 kg
	Temperature Sensor	Yes	Yes
	Current Sensor	No	No
	LOD (Line Open Detection)	No	No
	Power Detection	No	No
	Cooling Fan	No	Yes
	Dual Directional Feed of Signal	No	No
	Dual Power	No	No
	Power Consumption	Max 20 W, @4Films (Full White)	Max 600 W, @24Films (Full White)
Accessories	Power Cord, LVDS FFC Cable, ESG, Regulation Book, Screw	Power Cord, Data Cable, ESG, Regulation Book	
SYSTEM CONTROLLER	Video Resolution	3,840 x 2,160 @30Hz	3,840 x 2,160 @30Hz
	Input	HDMI (1), DP In/out, DVI-D (1), RS232C In/out, RJ45 In/out without LED Indicator, IR Receiver (1), USB 3.0	
	Output	LVDS x 4ea (Based on FHD)	LVDS x 4ea (Based on FHD)
	Dimension (W x H x D)	278.0 x 193.3 x 38.5 mm	278.0 x 193.3 x 38.5 mm
	Weight (Head)	1.39 kg	1.39 kg
	Special Features	Temperature Sensor, Light Sensor, Source Selection (HDMI, DVI-D, DP), TPC, Motion Eye Care, System Indicator, FHD Up-scaling	Temperature Sensor, Light Sensor, Source Selection (HDMI, DVI-D, DP), TPC, Motion Eye Care, System Indicator, FHD Up-scaling
	Power Consumption	17 W (TBD)	17 W (TBD)
	Accessories	Power Cord, Wired & Brightness Sensor, 4P Phone to RS232C Gender	Power Cord, Wired & Brightness Sensor, 4P Phone to RS232C Gender
Optional Accessories	Long Range Transmission Cable (Optical HDMI/DVI), DVI Cable, DP Cable	Long Range Transmission Cable (Optical HDMI/DVI), DVI Cable, DP Cable	

Various Types of Indoor LEDs Offering Optimal Solution for Indoor Application

Superb image quality and reliable operation.



Series Key Features

Premium Fine-pitch

- 1,200 cd/m² high brightness
- 6,000:1 super contrast ratio
- LG 'Dynamic contrast algorithm' for lifelike vivid images
- Advanced auto module protection
- Controller built in media player and scaler

Standard

- Light-weight & slim design
- 1,000/800 cd/m² brightness
- Low power consumption
- Front/rear service access
- IP30 (front/rear)

Fine-pitch

- Light-weight & slim design
- 600 cd/m² brightness
- 16:9 aspect ratio unit case
- Front serviceability
- Dual redundant power supply and hot backup

High Brightness

- 2,000 cd/m² outstanding brightness
- 16bit color processing
- High quality SMD
- Slim casing design (96mm)
- Front/rear service access

Large Format

- Large unit case (720 x 960mm) for quick installation
- 1,000 cd/m² brightness
- Front serviceability (optional)
- Quiet design (no fan required)

Curved

- Concave & convex flexible
- High flexibility (up to 20 degrees with 5 levels)
- 1,000 cd/m² brightness
- Front/rear service access
- IP30 (front/rear)



Premium Fine-pitch

- LAP010BL2 (1.0 mm)
- LAP015LB2 (1.5 mm)
- LAP020BL4 (2.0 mm)



Fine-pitch

- LAS012DB2-F (1.26 mm)
- LAS014DB2-F (1.45 mm)
- LAS015DB2-F (1.58 mm)
- LAS018DB2-F (1.89 mm)
- LAS025DB2-F (H 2.52 / V 2.50 mm)




Large Format

- LAS040DB4DF (4.00 mm)
- LAS040DB4 (4.00 mm)
- LAS060DB4DF (6.00 mm)
- LAS060DB4 (6.00 mm)



Standard

- LAE029DD4 (2.91 mm)
- LAE039DD4 (3.90 mm)
- LAE039DD4D (3.90 mm)



High Brightness

- LAS040DA3D (4.00 mm)
- LAS060DA3D (6.00 mm)
- LAS100DA3D (10.00 mm)



Curved

- LAC029DD4 (2.90 mm)
- LAC039DD4 (3.90 mm)

※ Specifications are subject to change without notice

		PREMIUM FINE PITCH		
		LAP010BL2	LAP015BL2	LAP020BL4
Physical Parameters	Pixel Configuration	3 in 1 SMD	3 in 1 SMD	3 in 1 SMD
	Pixel Pitch (mm)	1.00	1.50	2.00
	Module Resolution (W x H)	192 x 180	128 x 120	96 x 90
	Module Dimensions (W x H, mm)	192 x 180	192 x 180	192 x 180
	Weight per Module (kg)	-	-	-
	No. of Modules per Unit Case (W x H)	2 x 2	2 x 2	2 x 2
	Unit Case Resolution (W x H)	384 x 360	256 x 240	192 x 180
	Unit Case Dimensions (W x H x D, mm)	384 x 360 x 77	384 x 360 x 77	384 x 360 x 77
	Unit Case Surface Area (m ²)	0.138	0.138	0.138
	Weight per Unit Case (kg/unit)	5.0	5.0	5.0
	Weight per Square Meter (kg/m ²)	36.2	36.2	36.2
	Physical Pixel Density (pixels/m)	1,000,000	444,444	250,000
	Flatness of Unit Case (mm)	± 0.2	± 0.2	± 0.2
	Unit Case Material	Die Casting Alluminum	Die Casting Alluminum	Die Casting Alluminum
	Service Access	Rear	Rear	Rear
Optical Specifications	Min. Brightness (After Calibration)	1,000	1,200	1000 (TBD)
	Color Temperature	3,200 - 9,300	3,200 - 9,300	3,200 - 9,300
	Visual Viewing Angle (Horizontal)	160°	160°	160°
	Visual Viewing Angle (Vertical)	140°	140°	140°
	Brightness Uniformity	≥ 97%	≥ 97%	≥ 97%
	Color Uniformity	± 0.015Cx,Cy	± 0.015Cx,Cy	± 0.015Cx,Cy
	Contrast Ratio	6,000	6,000	6,000
	Processing Depth (bit)	16	16	16
Electrical Specifications	Power Consumption (W/Unit, Max.)	140	160	118 (TBD)
	Power Consumption (W/Unit, Avg.)	65	75	57 (TBD)
	Power Consumption (W/m ² , Max.)	1,013 (700@800nit)	1,158 (700@800nit)	850 (TBD)
	Power Supply (V)	100 to 240	100 to 240	100 to 240
	Frame Rate (Hz)	50 / 60	50 / 60	50 / 60
	Refresh Rate (Hz)	1,920	1,920	1,920
Operation Specifications	Lifetime (Half brightness)	100,000	100,000	50,000
	Operating Temperature (°C)	0 to +40	0 to +40	0 to +40
	Operating Humidity	10-80%RH	10-80%RH	10-80%RH (TBD)
	IP Rating Front	-	-	-
	IP Rating Rear	-	-	-
Controller	LCLG001	LCLG001	LCLG001	

*The Lifetime (Half brightness) spec is subject to LED package specifications.

		FINE PITCH				
		LAS012DB2-F	LAS014DB2-F	LAS015DB2-F	LAS018DB2-F	LAS025DB2-F
Physical Parameters	Pixel Configuration	3 in 1 SMD	3 in 1 SMD	3 in 1 SMD	3 in 1 SMD	3 in 1 SMD
	Pixel Pitch (mm)	1.26	1.45	1.58	1.89	2.52 (H) / 2.50 (V)
	Module Resolution (W x H)	240 x 135	208 x 117	192 x 108	160 x 90	120 x 68
	Module Dimensions (W x H, mm)	302.4 x 170.1	302.4 x 170.1	302.4 x 170.1	302.4 x 170.1	302.4 x 170.1
	Weight per Module (kg)	0.52	0.52	0.52	0.52	0.52
	No. of Modules per Unit Case (W x H)	2 x 2	2 x 2	2 x 2	2 x 2	2 x 2
	Unit Case Resolution (W x H)	480 x 270	416 x 234	384 x 216	320 x 180	240 x 136
	Unit Case Dimensions (W x H x D, mm)	604.8 x 340.2 x 72.5	604.8 x 340.2 x 72.5	604.8 x 340.2 x 72.5	604.8 x 340.2 x 72.5	604.8 x 340.2 x 72.5
	Unit Case Surface Area (m ²)	0.206	0.206	0.206	0.206	0.206
	Weight per Unit Case (kg/unit)	5.3	5.3	5.3	5.3	5.3
	Weight per Square Meter (kg/m ²)	26.0	26.0	26.0	26.0	26.0
	Physical Pixel Density (pixels/m)	629,882	473,111	403,124	279,947	158,637
	Flatness of Unit Case (mm)	± 0.5	± 0.5	± 0.5	± 0.5	± 0.5
	Unit Case Material	Magnesium Alloy	Magnesium Alloy	Magnesium Alloy	Magnesium Alloy	Magnesium Alloy
	Service Access	Front Only	Front Only	Front Only	Front Only	Front Only
Optical Specifications	Min. Brightness (After Calibration)	600	600	600	600	600
	Color Temperature	3,000 - 10,000	3,000 - 10,000	3,000 - 10,000	3,000 - 10,000	3,000 - 10,000
	Visual Viewing Angle (Horizontal)	160°	160°	160°	160°	160°
	Visual Viewing Angle (Vertical)	140°	140°	140°	140°	140°
	Brightness Uniformity	≥ 97%	≥ 97%	≥ 97%	≥ 97%	≥ 97%
	Color Uniformity	± 0.003Cx,Cy	± 0.003Cx,Cy	± 0.003Cx,Cy	± 0.003Cx,Cy	± 0.003Cx,Cy
	Contrast Ratio	7,000	7,000	3,000	3,000	3,000
	Processing Depth (bit)	16	16	16	16	16
Electrical Specifications	Power Consumption (W/Unit, Max.)	128	128	123	123	123
	Power Consumption (W/Unit, Avg.)	43	43	41	41	41
	Power Consumption (W/m ² , Max.)	620	620	600	600	600
	Power Supply (V)	100 to 240	100 to 240	100 to 240	100 to 240	100 to 240
	Frame Rate (Hz)	50 / 60	50 / 60	50 / 60	50 / 60	50 / 60
	Refresh Rate (Hz)	3,000	3,000	3,000	3,000	3,000
Operation Specifications	Lifetime (Half brightness)	50,000	50,000	50,000	50,000	50,000
	Operating Temperature (°C)	-10 to +40	-10 to +40	-10 to +40	-10 to +40	-10 to +40
	Operating Humidity	10-80%RH	10-80%RH	10-80%RH	10-80%RH	10-80%RH
	IP rating Front	-	-	-	-	-
	IP rating Rear	-	-	-	-	-
Controller	LCLY006HD	LCLY006HD	LCLY006HD	LCLY006HD	LCLY006HD	

*The Lifetime (Half brightness) spec is subject to LED package specifications.

※ Specifications are subject to change without notice

		LARGE FORMAT			
		LAS040DB4DF	LAS040DB4	LAS060DB4DF	LAS060DB4
Physical Parameters	Pixel Configuration	3 in 1 SMD	3 in 1 SMD	3 in 1 SMD	3 in 1 SMD
	Pixel Pitch (mm)	4.00	4.00	6.00	6.00
	Module Resolution (W x H)	60 x 60	60 x 60	40 x 40	40 x 40
	Module Dimensions (W x H, mm)	240 x 240	240 x 240	240 x 240	240 x 240
	Weight per Module (kg)	0.55	0.55	0.55	0.55
	No. of Modules per Unit Case (W x H)	3 x 4	3 x 4	4 x 4	4 x 4
	Unit Case Resolution (W x H)	180 x 240	180 x 240	160 x 160	160 x 160
	Unit Case Dimensions (W x H x D, mm)	720 x 960 x 136	720 x 960 x 136	960 x 960 x 136	960 x 960 x 136
	Unit Case Surface Area (m ²)	0.691	0.691	0.922	0.922
	Weight per Unit Case (kg/unit)	24.0	29.0	26.0	41.5
	Weight per Square Meter (kg/m ²)	34.7	42.0	28.2	45.0
	Physical Pixel Density (pixels/m)	62,500	62,500	27,777	27,777
	Flatness of Unit Case (mm)	± 0.1	± 0.1	± 0.1	± 0.1
	Unit Case Material	Aluminum	Iron	Aluminum	Iron
	Service Access	Front	Rear	Front	Rear
Optical Specifications	Min. Brightness (After Calibration)	1,000	1,000	1,000	1,000
	Color Temperature	3,200 - 9,300	3,200 - 9,300	3,200 - 9,300	3,200 - 9,300
	Visual Viewing Angle (Horizontal)	160°	160°	160°	160°
	Visual Viewing Angle (Vertical)	160°	160°	160°	160°
	Brightness Uniformity	≥ 97%	≥ 97%	≥ 97%	≥ 97%
	Color Uniformity	± 0.003Cx,Cy	± 0.003Cx,Cy	± 0.003Cx,Cy	± 0.003Cx,Cy
	Contrast Ratio	1,000	1,000	1,000	1,000
	Processing Depth (bit)	10	10	10	10
Electrical Specifications	Power Consumption (W/Unit, Max.)	500	500	498	498
	Power Consumption (W/Unit, Avg.)	166	166	166	166
	Power Consumption (W/m ² , Max.)	720	720	720	720
	Power Supply (V)	110 to 240	110 to 240	110 to 240	110 to 240
	Frame Rate (Hz)	50 / 60	50 / 60	50 / 60	50 / 60
	Refresh Rate (Hz)	1,920	1,920	1,920	1,920
Operation Specifications	Lifetime (Half brightness)	50,000	50,000	50,000	50,000
	Operating Temperature (°C)	0 to +40	0 to +40	0 to +40	0 to +40
	Operating Humidity	10-80%RH	10-80%RH	10-80%RH	10-80%RH
	IP Rating Front	-	-	-	-
	IP Rating Rear	-	-	-	-
Controller	LCLY006HD	LCLY006HD	LCLY006HD	LCLY006HD	

*The Lifetime (Half brightness) spec is subject to LED package specifications.

		STANDARD		
		LAE029DD4	LAE039DD4	LAE039DD4D
Physical Parameters	Pixel Configuration	3 in 1 SMD	3 in 1 SMD	3 in 1 SMD
	Pixel Pitch (mm)	2.91	3.90	3.90
	Module Resolution (W x H)	80 x 80	64 x 128	64 x 128
	Module Dimensions (W x H, mm)	232.8 x 232.8	250 x 500	250 x 500
	Weight per Module (kg)	0.80	1.20	1.20
	No. of Modules per Unit Case (W x H)	2 x 2	2 x 2	2 x 1
	Unit Case Resolution (W x H)	160 x 160	128 x 256	128 x 128
	Unit Case Dimensions (W x H x D, mm)	465.6 x 465.6 x 78	500 x 1,000 x 68	500 x 500 x 68
	Unit Case Surface Area (m ²)	0.220	0.500	0.500
	Weight per Unit Case (kg/unit)	8.7	12.0	7.2
	Weight per Square Meter (kg/m ²)	40.0	24.0	29.0
	Physical Pixel Density (pixels/m)	118,089	65,536	65,536
	Flatness of Unit Case (mm)	-	± 0.3	± 0.3
	Unit Case Material	Die-Cast Aluminum	Magnesium	Magnesium
	Service Access	Front or Rear	Front or Rear	Front or Rear
Optical Specifications	Min. Brightness (After Calibration)	800	1,000	1,000
	Color Temperature	6,500	6,500	6,500
	Visual Viewing Angle (Horizontal)	110°	110°	110°
	Visual Viewing Angle (Vertical)	110°	110°	110°
	Brightness Uniformity	97%	97%	97%
	Color Uniformity	± 0.003Cx,Cy	± 0.003Cx,Cy	± 0.003Cx,Cy
	Contrast Ratio	2,000	5,000	5,000
	Processing Depth (bit)	14	14	14
Electrical Specifications	Power Consumption (W/Unit, Max.)	85	300	160
	Power Consumption (W/Unit, Avg.)	28	100	53
	Power Consumption (W/m ² , Max.)	390	600	600
	Power Supply (V)	100 to 240	100 to 240	100 to 240
	Frame Rate (Hz)	50 / 60	50 / 60	50 / 60
	Refresh Rate (Hz)	1,000 - 3,840	1,000 - 3,840	1,000 - 3,840
Operation Specifications	Lifetime (Half brightness)	50,000	50,000	50,000
	Operating Temperature (°C)	-10 to +45	-10 to +45	-10 to +45
	Operating Humidity	0-80%RH	0-80%RH	0-80%RH
	IP Rating Front	IP30	IP30	IP30
	IP Rating Rear	IP30	IP30	IP30
Controller	LCIN006	LCIN006	LCIN006	

*The Lifetime (Half brightness) spec is subject to LED package specifications.

※ Specifications are subject to change without notice

		HIGH BRIGHTNESS		
		LAS040DA3D	LAS060DA3D	LAS100DA3D
Physical Parameters	Pixel Configuration	3 in 1 SMD	3 in 1 SMD	3 in 1 SMD
	Pixel Pitch (mm)	4.00	6.00	10.00
	Module Resolution (W x H)	60 x 60	40 x 40	24 x 24
	Module Dimensions (W x H, mm)	240 x 240	240 x 240	240 x 240
	Weight per Module (kg)	0.70	0.60	0.58
	No. of Modules per Unit Case (W x H)	4x4	4x4	8x4
	Unit Case Resolution (W x H)	240 x 240	160 x 160	192 x 96
	Unit Case Dimensions (W x H x D, mm)	960 x 960 x 96	960 x 960 x 97	1920 x 960 x 97
	Unit Case Surface Area (m ²)	0.922	0.922	1.843
	Weight per Unit Case (kg/unit)	30.0	30.0	56.0
	Weight per Square Meter (kg/m ²)	32.6	32.6	30.4
	Physical Pixel Density (pixels/m)	62,500	27,777	10,000
	Flatness of Unit Case (mm)	±1.0	±1.0	±1.0
	Unit Case Material	Aluminum	Aluminum	Aluminum
	Service Access	Front and Rear	Front and Rear	Front and Rear
Optical Specifications	Min. Brightness (After Calibration)	2,000	2,000	2,000
	Color Temperature	6,500	6,500	6,500
	Visual Viewing Angle (Horizontal)	160°	160°	160°
	Visual Viewing Angle (Vertical)	140°	140°	140°
	Brightness Uniformity	≥ 97%	≥ 97%	≥ 97%
	Color Uniformity	± 0.05Cx,Cy	± 0.05Cx,Cy	± 0.05Cx,Cy
	Contrast Ratio	5,000	2,000	2,000
	Processing Depth (bit)	16	16	16
Electrical Specifications	Power Consumption (W/Unit, Max.)	713	748	1553
	Power Consumption (W/Unit, Avg.)	285	299	621
	Power Consumption (W/m ² , Max.)	774	811	842
	Power Supply (V)	100 to 240	100 to 240	100 to 240
	Frame Rate (Hz)	50 / 60	50 / 60	50 / 60
	Refresh Rate (Hz)	4,000	4,000	4,000
Operation Specifications	Lifetime (Half brightness)	100,000	100,000	100,000
	Operating Temperature (°C)	0 to +40	0 to +40	0 to +40
	Operating Humidity	10-90%RH	10-90%RH	10-90%RH
	IP Rating Front	IP40	IP40	IP40
	IP Rating Rear	IP20	IP20	IP20
Controller	LCLH001	LCLH001	LCLH001	

*The Lifetime (Half brightness) spec is subject to LED package specifications.

		CURVED	
		LAC029DD4	LAC039DD4
Physical Parameters	Pixel Configuration	3 in 1 SMD	3 in 1 SMD
	Pixel Pitch (mm)	2.90	3.90
	Module Resolution (W x H)	168 x 42	128 x 32
	Module Dimensions (W x H, mm)	500 x 125	500 x 125
	Weight per Module (kg)	1.00	1.00
	No. of Modules per Unit Case (W x H)	1 x 4	1 x 4
	Unit Case Resolution (W x H)	168 x 168	128 x 128
	Unit Case Dimensions (W x H x D, mm)	500 x 500 x 84	500 x 500 x 84
	Unit Case Surface Area (m ²)	0.250	0.250
	Weight per Unit Case (kg/unit)	8.9	8.9
	Weight per Square Meter (kg/m ²)	35.6	35.6
	Physical Pixel Density (pixels/m)	112,896	65,536
	Flatness of Unit Case (mm)	-	-
	Unit Case Material	Diecast Aluminum	Diecast Aluminum
	Service Access	Front or Rear	Front or Rear
Optical Specifications	Min. Brightness (After Calibration)	1,000	1,000
	Color Temperature	6,500	6,500
	Visual Viewing Angle (Horizontal)	110°	110°
	Visual Viewing Angle (Vertical)	110°	110°
	Brightness Uniformity	97%	97%
	Color Uniformity	± 0.003Cx,Cy	± 0.003Cx,Cy
	Contrast Ratio	2,000	2,000
	Processing Depth (bit)	14	14
Electrical Specifications	Power Consumption (W/Unit, Max.)	120	150
	Power Consumption (W/Unit, Avg.)	40	50
	Power Consumption (W/m ² , Max.)	480	600
	Power Supply (V)	100 to 240	100 to 240
	Frame Rate (Hz)	50 / 60	50 / 60
	Refresh Rate (Hz)	1,000 - 3,840	1,000 - 3,840
Operation Specifications	Lifetime (Half brightness)	50,000	50,000
	Operating Temperature (°C)	-10 to +45	-10 to +45
	Operating Humidity	0-80%RH	0-80%RH
	IP rating Front	IP30	IP30
	IP rating Rear	IP30	IP30
Controller	LCIN006	LCIN006	

*The Lifetime (Half brightness) spec is subject to LED package specifications.

Robust Quality & Leading Performance for Outdoor Application

Delivering an impressive eye-catching experience.



Series Key Features

Stadium

- Superb original color representation (HDTV standard)
- 6,000 cd/m² high brightness
- Excellent color / brightness uniformity
- 16 bit color processing
- High refresh rate (4,000Hz)
- Various pitches and types
- Large unit case size for easy maintenance
- IP65/54 (front/rear)

High Performance Slim

- Stunning Image Quality
- Light weight & Slim Design for wider application
- Low power consumption
- Two versions available (CREE / Multicolor)
- IP65/54 (front/rear)

Standard

- Versatile performance
- 5,000 cd/m² brightness
- Light-weight & slim design
- Fast lock for quick installation and easy maintenance
- Half unit case size for various screen size configurations (4.63/6.94mm)
- IP65/IP54 (front/rear)



Stadium Scoreboard (SMD)

- LBS060DA1D (6.00 mm)
- LBS080DA1D (8.00 mm)
- LBS100DA1D (10.67 mm)
- LBS120DA1D (12.00 mm)
- LBS160DA1D (16.00 mm)
- LBS060DA3D (6.00 mm)
- LBS080DA3D (8.00 mm)
- LBS100DA3D (10.67 mm)
- LBS120DA3D (12.00 mm)
- LBS160DA3D (16.00 mm)



Stadium Scoreboard (OVAL)

- LBS160VA1D (12.00 mm)
- LBS200VA1D (16.00 mm)



Stadium Ribbon Board (SMD)

- LBF160DA1D (16.00 mm)



Stadium Perimeter (SMD)

- LBB160DA1D (16.00 mm)



High Performance Slim

- LBS062DA1-V (6.30 mm)
- LBS083DA1-V (8.33 mm)
- LBS100DA1-V (10.00 mm)
- LBS062DA3-V (6.30 mm)
- LBS083DA3-V (8.33 mm)
- LBS100DA3-V (10.00 mm)



Standard

- LBE046DD4 (4.63 mm)
- LBE069DD4 (6.94 mm)
- LBE080DD4 (8.00 mm)
- LBS100DD5 (10.00 mm)
- LBE046DD4D (4.63 mm)
- LBE069DD4D (6.94 mm)
- LBE100DD4 (10.00 mm)

※ Specifications are subject to change without notice

		STADIUM SCOREBOARD				
		LBS060DA1D	LBS060DA3D	LBS080DA1D	LBS080DA3D	LBS100DA1D
Physical Parameters	Pixel Configuration	3 in 1 SMD	3 in 1 SMD	3 in 1 SMD	3 in 1 SMD	3 in 1 SMD
	Pixel Pitch (mm)	6.00	6.00	8.00	8.00	10.67
	Module Resolution (W x H)	32 x 32	32 x 32	24 x 24	24 x 24	18 x 18
	Module Dimensions (W x H, mm)	192 x 192	192 x 192	192 x 192	192 x 192	192 x 192
	Weight per Module (kg)	0.54	0.54	0.57	0.57	0.56
	No. of Modules per Unit Case (W x H)	6 x 4	6 x 4	8 x 8	8 x 8	8 x 8
	Unit Case Resolution (W x H)	192 x 128	192 x 128	192 x 192	192 x 192	144 x 144
	Unit Case Dimensions (W x H x D, mm)	1,152 x 768 x 217	1,152 x 768 x 217	1,536 x 1,536 x 222	1,536 x 1,536 x 222	1,536 x 1,536 x 222
	Unit Case Surface Area (m ²)	0.885	0.885	2.359	2.359	2.359
	Weight per Unit Case (kg/unit)	42.0	42.0	104.0	104.0	104.0
	Weight per Square Meter (kg/m ²)	47.5	47.5	44.1	44.1	44.1
	Physical Pixel Density (pixels/m)	27,777	27,777	15,625	15,625	8,836
	Flatness of Unit Case (mm)	± 1.0	± 1.0	± 1.0	± 1.0	± 1.0
	Unit Case Material	Aluminum	Aluminum	Aluminum	Aluminum	Aluminum
	Service Access	Front or Rear	Front or Rear	Front and Rear	Front and Rear	Front and Rear
Optical Specifications	Min. Brightness (After Calibration)	6,000	6,000	6,000	6,000	6,000
	Color Temperature	6,500	6,500	6,500	6,500	6,500
	Visual Viewing Angle (Horizontal)	160°	160°	160°	160°	160°
	Visual Viewing Angle (Vertical)	90°	90°	90°	90°	110°
	Brightness Uniformity	≥ 97%	≥ 97%	≥ 97%	≥ 97%	≥ 97%
	Color Uniformity	± 0.05Cx,Cy	± 0.05Cx,Cy	± 0.05Cx,Cy	± 0.05Cx,Cy	± 0.05Cx,Cy
	Contrast Ratio	3,000	3,000	3,000	3,000	3,000
	Processing Depth (bit)	16	16	16	16	16
Electrical Specifications	Power Consumption (W/Unit, Max.)	736	667	1,932	1,771	1,817
	Power Consumption (W/Unit, Avg.)	294	267	773	708	727
	Power Consumption (W/m ² , Max.)	832	754	819	751	770
	Power Supply (V)	100 to 240	100 to 240	100 to 240	100 to 240	100 to 240
	Frame Rate (Hz)	50 / 60	50 / 60	50 / 60	50 / 60	50 / 60
	Refresh Rate (Hz)	4,000	4,000	4,000	4,000	4,000
Operation Specifications	Lifetime (Half brightness)	100,000	100,000	100,000	100,000	100,000
	Operating Temperature (°C)	-20 to +50	-20 to +50	-20 to +50	-20 to +50	-20 to +50
	Operating Humidity	10-90%RH	10-90%RH	10-90%RH	10-90%RH	10-90%RH
	IP Rating Front	IP65	IP65	IP65	IP65	IP65
	IP Rating Rear	IP54	IP54	IP54	IP54	IP54
Controller	LCLH001	LCLH001	LCLH001	LCLH001	LCLH001	

*The Lifetime (Half brightness) spec is subject to LED package specifications.

		STADIUM SCOREBOARD				
		LBS100DA3D	LBS120DA1D	LBS120DA3D	LBS160DA1D	LBS160DA3D
Physical Parameters	Pixel Configuration	3 in 1 SMD	3 in 1 SMD	3 in 1 SMD	3 in 1 SMD	3 in 1 SMD
	Pixel Pitch (mm)	10.67	12.00	12.00	16.00	16.00
	Module Resolution (W x H)	18 x 18	16 x 16	16 x 16	12 x 12	12 x 12
	Module Dimensions (W x H, mm)	192 x 192	192 x 192	192 x 192	192 x 192	192 x 192
	Weight per Module (kg)	0.56	0.56	0.56	0.56	0.56
	No. of Modules per Unit Case (W x H)	8 x 8	8 x 8	8 x 8	8 x 8	8 x 8
	Unit Case Resolution (W x H)	144 x 144	128 x 128	128 x 128	96 x 96	96 x 96
	Unit Case Dimensions (W x H x D, mm)	1,536 x 1,536 x 222	1,536 x 1,536 x 223	1,536 x 1,536 x 223	1,536 x 1,536 x 227	1,536 x 1,536 x 227
	Unit Case Surface Area (m ²)	2.359	2.359	2.359	2.359	2.359
	Weight per Unit Case (kg/unit)	104.0	104.0	104.0	104.0	104.0
	Weight per Square Meter (kg/m ²)	44.1	44.1	44.1	44.1	44.1
	Physical Pixel Density (pixels/m)	8,836	6,944	6,944	3,906	3,906
	Flatness of Unit Case (mm)	± 1.0	± 1.0	± 1.0	± 1.0	± 1.0
	Unit Case Material	Aluminum	Aluminum	Aluminum	Aluminum	Aluminum
	Service Access	Front and Rear	Front and Rear	Front and Rear	Front and Rear	Front and Rear
Optical Specifications	Min. Brightness (After Calibration)	6,000	6,000	6,000	6,000	6,000
	Color Temperature	6,500	6,500	6,500	6,500	6,500
	Visual Viewing Angle (Horizontal)	160°	160°	160°	160°	160°
	Visual Viewing Angle (Vertical)	110°	100°	100°	90°	90°
	Brightness Uniformity	≥ 97%	≥ 97%	≥ 97%	≥ 97%	≥ 97%
	Color Uniformity	± 0.05Cx,Cy	± 0.05Cx,Cy	± 0.05Cx,Cy	± 0.05Cx,Cy	± 0.05Cx,Cy
	Contrast Ratio	3,000	3,000	3,000	3,000	3,000
	Processing Depth (bit)	16	16	16	16	16
Electrical Specifications	Power Consumption (W/Unit, Max.)	1,737	1,783	1,737	1,760	1,668
	Power Consumption (W/Unit, Avg.)	695	713	695	704	667
	Power Consumption (W/m ² , Max.)	736	756	736	746	707
	Power Supply (V)	100 to 240	100 to 240	100 to 240	100 to 240	100 to 240
	Frame Rate (Hz)	50 / 60	50 / 60	50 / 60	50 / 60	50 / 60
	Refresh Rate (Hz)	4,000	4,000	4,000	4,000	4,000
Operation Specifications	Lifetime (Half brightness)	100,000	100,000	100,000	100,000	100,000
	Operating Temperature (°C)	-20 to +50	-20 to +50	-20 to +50	-20 to +50	-20 to +50
	Operating Humidity	10-90%RH	10-90%RH	10-90%RH	10-90%RH	10-90%RH
	IP Rating Front	IP65	IP65	IP65	IP65	IP65
	IP Rating Rear	IP54	IP54	IP54	IP54	IP54
Controller	LCLH001	LCLH001	LCLH001	LCLH001	LCLH001	

*The Lifetime (Half brightness) spec is subject to LED package specifications.

※ Specifications are subject to change without notice

		STADIUM SCOREBOARD		STADIUM RIBBON BOARD	STADIUM PERIMETER
		LBS160VA1D	LBS200VA1D	LBF160DA1D	LBB160DA1D
Physical Parameters	Pixel Configuration	Oval	Oval	3 in 1 SMD	3 in 1 SMD
	Pixel Pitch (mm)	16.00	20.00	16.00	16.00
	Module Resolution (W x H)	20 x 20	16 x 16	12 x 12	12 x 12
	Module Dimensions (W x H, mm)	320 x 320	320 x 320	192 x 192	192 x 192
	Weight per Module (kg)	2.15	2.15	0.90	0.51
	No. of Modules per Unit Case (W x H)	8x6	8x6	4x5	8x5
	Unit Case Resolution (W x H)	160 x 120	128 x 96	48 x 60	96 x 60
	Unit Case Dimensions (W x H x D, mm)	2,560 x 1,920 x 254	2,560 x 1,920 x 254	768 x 960 x 254	1,536 x 960 x 215
	Unit Case Surface Area (m ²)	4.915	4.915	0.737	1.475
	Weight per Unit Case (kg/unit)	218.0	218.0	40.0	72.0
	Weight per Square Meter (kg/m ²)	44.4	44.4	54.3	48.8
	Physical Pixel Density (pixels/m)	3,906	2,500	3,906	3,906
	Flatness of Unit Case (mm)	± 1.0	± 1.0	± 1.0	± 1.0
	Unit Case Material	Aluminum	Aluminum	Aluminum	Aluminum
	Service Access	Front and Rear	Front and Rear	TOP	Front and Rear
Optical Specifications	Min. Brightness (After Calibration)	7,500	6,000	6,000	6,000
	Color Temperature	6,500	6,500	6,500	6,500
	Visual Viewing Angle (Horizontal)	160°	160°	160°	160°
	Visual Viewing Angle (Vertical)	60°	60°	90°	90°
	Brightness Uniformity	≥ 97%	≥ 97%	≥ 97%	≥ 97%
	Color Uniformity	± 0.05Cx,Cy	± 0.05Cx,Cy	± 0.05Cx,Cy	± 0.05Cx,Cy
	Contrast Ratio	3,000	3,000	3,000	3,000
	Processing Depth (bit)	16	16	16	16
Electrical Specifications	Power Consumption (W/Unit, Max.)	3,002	2,933	575	1,150
	Power Consumption (W/Unit, Avg.)	1,201	1,173	230	460
	Power Consumption (W/m ² , Max.)	611	597	780	780
	Power Supply (V)	100 to 240	100 to 240	100 to 240	100 to 240
	Frame Rate (Hz)	50 / 60	50 / 60	50 / 60	50 / 60
	Refresh Rate (Hz)	4,000	4,000	4,000	4,000
Operation Specifications	Lifetime (Half brightness)	100,000	100,000	100,000	100,000
	Operating Temperature (°C)	-20 to +50	-20 to +50	-20 to +50	-20 to +50
	Operating Humidity	10-90%RH	10-90%RH	10-90%RH	10-90%RH
	IP Rating Front	IP65	IP65	IP65	IP65
	IP Rating Rear	IP54	IP54	IP43	IP54
Controller	LCLH001	LCLH001	LCLH001	LCLH001	

*The Lifetime (Half brightness) spec is subject to LED package specifications.

		HIGH PERFORMANCE SLIM					
		LBS062DA1-V	LBS062DA3-V	LBS083DA1-V	LBS083DA3-V	LBS100DA1-V	LBS100DA3-V
Physical Parameters	Pixel Configuration	3 in 1 SMD	3 in 1 SMD	3 in 1 SMD	3 in 1 SMD	3 in 1 SMD	3 in 1 SMD
	Pixel Pitch (mm)	6.30	6.30	8.33	8.33	10.00	10.00
	Module Resolution (W x H)	64 x 64	64 x 64	48 x 48	48 x 48	40 x 40	40 x 40
	Module Dimensions (W x H, mm)	400 x 400	400 x 400	400 x 400	400 x 400	400 x 400	400 x 400
	Weight per Module (kg)	2.45	2.45	2.45	2.45	2.45	2.45
	No. of Modules per Unit Case (W x H)	2 x 4	2 x 4	2 x 4	2 x 4	2 x 4	2 x 4
	Unit Case Resolution (W x H)	128 x 256	128 x 256	96 x 192	96 x 192	80 x 160	80 x 160
	Unit Case Dimensions (W x H x D, mm)	800 x 1,600 x 1,43.5	800 x 1,600 x 143.5	800 x 1,600 x 143.5	800 x 1,600 x 143.5	800 x 1,600 x 143.5	800 x 1,600 x 143.5
	Unit Case Surface Area (m ²)	1.280	1.280	1.280	1.280	1.280	1.280
	Weight per Unit Case (kg/unit)	40.0	40.0	40.0	40.0	40.0	40.0
	Weight per Square Meter (kg/m ²)	31.3	31.3	31.3	31.3	31.3	31.3
	Physical Pixel Density (pixels/m)	25,600	25,600	14,411	14,411	10,000	10,000
	Flatness of Unit Case (mm)	±1.0	±1.0	±1.0	±1.0	±1.0	±1.0
	Unit Case Material	Aluminum	Aluminum	Aluminum	Aluminum	Aluminum	Aluminum
	Service Access	Front and Rear	Front and Rear	Front and Rear	Front and Rear	Front and Rear	Front and Rear
Optical Specifications	Min. Brightness (After Calibration)	6,000	6,000	6,000	6,000	6,000	6,000
	Color Temperature	6,500	6,500	6,500	6,500	6,500	6,500
	Visual Viewing Angle (Horizontal)	160°	160°	160°	160°	160°	160°
	Visual Viewing Angle (Vertical)	90°	90°	90°	90°	110°	110°
	Brightness Uniformity	≥ 97%	≥ 97%	≥ 97%	≥ 97%	≥ 97%	≥ 97%
	Color Uniformity	± 0.05Cx,Cy	± 0.05Cx,Cy	± 0.05Cx,Cy	± 0.05Cx,Cy	± 0.05Cx,Cy	± 0.05Cx,Cy
	Contrast Ratio	3,000	3,000	3,000	3,000	3,000	3,000
	Processing Depth (bit)	16	16	16	16	16	16
Electrical Specifications	Power Consumption (W/Unit, Max.)	920	955	943	978	920	943
	Power Consumption (W/Unit, Avg.)	368	382	377	391	368	377
	Power Consumption (W/m ² , Max.)	719	746	737	764	719	737
	Power Supply (V)	100 to 240	100 to 240	100 to 240	100 to 240	100 to 240	100 to 240
	Frame Rate (Hz)	50 / 60	50 / 60	50 / 60	50 / 60	50 / 60	50 / 60
	Refresh Rate (Hz)	4,000	4,000	4,000	4,000	4,000	4,000
Operation Specifications	Lifetime (Half brightness)	100,000	100,000	100,000	100,000	100,000	100,000
	Operating Temperature (°C)	-20 to +50	-20 to +50	-20 to +50	-20 to +50	-20 to +50	-20 to +50
	Operating Humidity	10-90%RH	10-90%RH	10-90%RH	10-90%RH	10-90%RH	10-90%RH
	IP Rating Front	IP65	IP65	IP65	IP65	IP65	IP65
	IP Rating Rear	IP65	IP65	IP65	IP65	IP65	IP65
Controller	LCLH001	LCLH001	LCLH001	LCLH001	LCLH001	LCLH001	

*The Lifetime (Half brightness) spec is subject to LED package specifications.

※ Specifications are subject to change without notice

		STANDARD		
		LBE046DD4	LBE046DD4D	LBE069DD4
Physical Parameters	Pixel Configuration	3 in 1 SMD	3 in 1 SMD	3 in 1 SMD
	Pixel Pitch (mm)	4.63	4.63	6.94
	Module Resolution (W x H)	54 x 108	54 x 108	36 x 72
	Module Dimensions (W x H, mm)	250 x 500	250 x 500	250 x 500
	Weight per Module (kg)	1.80	1.80	1.80
	No. of Modules per Unit Case (W x H)	2 x 2	2 x 1	2 x 2
	Unit Case Resolution (W x H)	108 x 216	108 x 108	72 x 144
	Unit Case Dimensions (W x H x D, mm)	500 x 1,000 x 68	500 x 500 x 68	500 x 1,000 x 68
	Unit Case Surface Area (m ²)	0.500	0.500	0.500
	Weight per Unit Case (kg/unit)	12.0	7.5	12.0
	Weight per Square Meter (kg/m ²)	24.0	30.0	24.0
	Physical Pixel Density (pixels/m)	46,656	46,656	20,736
	Flatness of Unit Case (mm)	± 0.5	± 0.5	± 0.5
	Unit Case Material	Magnesium	Magnesium	Magnesium
	Service Access	Rear	Rear	Rear
Optical Specifications	Min. Brightness (After Calibration)	5,000	5,000	5,000
	Color Temperature	6,500	6,500	6,500
	Visual Viewing Angle (Horizontal)	110°	110°	110°
	Visual Viewing Angle (Vertical)	110°	110°	110°
	Brightness Uniformity	97%	97%	97%
	Color Uniformity	± 0.003Cx,Cy	± 0.003Cx,Cy	± 0.003Cx,Cy
	Contrast Ratio	5,000	5,000	5,000
	Processing Depth (bit)	14	14	14
Electrical Specifications	Power Consumption (W/Unit, Max.)	300	160	300
	Power Consumption (W/Unit, Avg.)	100	53	100
	Power Consumption (W/m ² , Max.)	600	600	600
	Power Supply (V)	100 to 240	100 to 240	100 to 240
	Frame Rate (Hz)	50 / 60	50 / 60	50 / 60
	Refresh Rate (Hz)	3,000	3,000	3,000
Operation Specifications	Lifetime (Half brightness)	50,000	50,000	50,000
	Operating Temperature (°C)	-10 to +45	-10 to +45	-10 to +45
	Operating Humidity	0-80%RH	0-80%RH	0-80%RH
	IP Rating Front	IP65	IP65	IP65
	IP Rating Rear	IP543	IP54	IP54
Controller	LCIN006	LCIN006	LCIN006	

*The Lifetime (Half brightness) spec is subject to LED package specifications.

		STANDARD			
		LBE069DD4D	LBE080DD4	LBE100DD4	LBS100DD5
Physical Parameters	Pixel Configuration	3 in 1 SMD	3 in 1 SMD	3 in 1 SMD	3 in 1 SMD
	Pixel Pitch (mm)	6.94	8.00	10.00	10.00
	Module Resolution (W x H)	36 x 72	40 x 30	32 x 24	32 x 24
	Module Dimensions (W x H, mm)	250 x 500	320 x 240	320 x 240	320 x 240
	Weight per Module (kg)	1.80	1.30	1.30	1.30
	No. of Modules per Unit Case (W x H)	2 x 1	2 x 3	2 x 3	2 x 3
	Unit Case Resolution (W x H)	72 x 72	80 x 90	64 x 72	64 x 72
	Unit Case Dimensions (W x H x D, mm)	500 x 500 x 68	640 x 720 x 90	640 x 720 x 90	640 x 720 x 90
	Unit Case Surface Area (m ²)	0.500	0.461	0.461	0.461
	Weight per Unit Case (kg/unit)	7.5	17.0	17.0	17.0
	Weight per Square Meter (kg/m ²)	30.0	36.9	36.9	36.9
	Physical Pixel Density (pixels/m)	20,736	15,625	10,000	10,000
	Flatness of Unit Case (mm)	± 0.5	-	-	± 0.5
	Unit Case Material	Magnesium	Aluminum	Aluminum	Aluminum
	Service Access	Rear	Front or Rear	Front or Rear	Front or Rear
Optical Specifications	Min. Brightness (After Calibration)	5,000	5,000	5,000	6,000
	Color Temperature	6,500	6,500	6,500	6,500
	Visual Viewing Angle (Horizontal)	110°	140°	140°	160°
	Visual Viewing Angle (Vertical)	110°	110°	110°	110°
	Brightness Uniformity	97%	≥ 97%	≥ 97%	≥ 97%
	Color Uniformity	± 0.003Cx,Cy	± 0.003Cx,Cy	± 0.003Cx,Cy	± 0.003Cx,Cy
	Contrast Ratio	5,000	2,000	2,000	5,000
	Processing Depth (bit)	14	14	14	14
Electrical Specifications	Power Consumption (W/Unit, Max.)	160	300	300	300
	Power Consumption (W/Unit, Avg.)	53	100	100	100
	Power Consumption (W/m ² , Max.)	600	650	650	650
	Power Supply (V)	100 to 240	100 to 240	100 to 240	100 to 240
	Frame Rate (Hz)	50 / 60	50 / 60	50 / 60	50 / 60
	Refresh Rate (Hz)	3,000	1,000	1,000	2,000
Operation Specifications	Lifetime (Half brightness)	50,000	50,000	50,000	80,000
	Operating Temperature (°C)	-10 to +45	-10 to +45	-10 to +45	-10 to +50
	Operating Humidity	0-80%	0-80%RH	0-80%RH	0-80%RH
	IP Rating Front	IP65	IP65	IP65	IP65
	IP Rating Rear	IP54	IP54	IP54	IP54
Controller	LCIN006	LCIN006	LCIN006	LCIN006	

*The Lifetime (Half brightness) spec is subject to LED package specifications.

Line-up



webOS Box WP320

- webOS 3.0+ smart signage platform
- Convenient UX dedicated for signage
- Embedded content management system
- Compatibility with SuperSign™ solution



Media Player MP700-C/MP700-D

- MP700-C: Intel® Core i5-3610ME 2.7 GHz (Dual Core)
- MP700-D: Intel® Core i7-3610QE 2.3 GHz (Quad Core)
- Mobile Intel® QM77
- Windows Embedded Standard 7 Professional (64bit)
- Ultra HD x 1, Full HD x 4
- Maximum resolution 3,840 x 2,160 @ 30 Hz (DP)
- Maximum resolution 1,920 x 1,080 @ 75 Hz (RGB)



Media Player MP500-F

- Intel® Celeron Processor N2930 1.83GHz/2.16GHz (Burst) (Quad Core)
- Windows Embedded Standard 7 Professional (32bit)
- Full HD x 2
- Maximum resolution 1,920 x 1,080 @ 60 Hz (DP)

Smart Platform webOS

LG's smart signage platform allows easy integration and expansion with various solutions and value-added services.



Simple Content Management

- **Cost Effective** - Powered by SoC¹⁾, content is played without needing an extra media player. Installation is much simpler, and the total cost of ownership is reduced.
- **Embedded CMS** - LG's CMS²⁾ allows users to edit and play content, and to schedule a playlist for multiple signages at the same time. Basic templates are provided to make content editing more convenient.
- **PIP/PBP** - Multiple inputs can be displayed at the same time on one screen using PBP³⁾/PIP⁴⁾



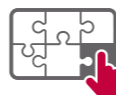
Convenient UX for Business

- **Signage Dedicated Home** - The dashboard, which includes signage status, connection information, and the CMS menu is provided on one full screen. It is easy for users to quickly check the necessary information.
- **Quick and Easy Set-up** - The conventional consumer TV-oriented menu has been redesigned to show all the key information for signage use, and similar functions are indexed under the relevant category. Users can easily check and access the desired functions.
- **Dedicated GUI for Portrait Mode** - A GUI tailored to portrait mode is provided that doesn't affect the original ratio and resolution of the menu image.



Easy Monitoring & Diagnosis

- **Remote Control** - The control manager comes with an embedded web monitoring program. Using a web browser or mobile device, users can check the status and control settings (brightness, power, volume, etc.) and receive real-time log information.



Simple Customization

- **App Development** - Supports HTML5 as a web-based platform, which enables easy app development and execution. For the customization of solutions for customers, SDK⁵⁾ is also offered so that SIs can easily build their own apps.
- **Applicable Options** - External sensors (touch, temperature, light, GPS, NFC/RFID, etc.) can be used through the USB interface, allowing a variety of business requirements to be applied to signage. Beacon protocols, iBeacon and Eddystone are also supported, enhancing the usability of signage as a promotion device.
- **Video performance** - IP video streaming and VTG⁶⁾ support gives users the ability to freely organize content with real time information or animation effects.

Operational Efficiency Enhanced with LG SuperSign™ Solutions

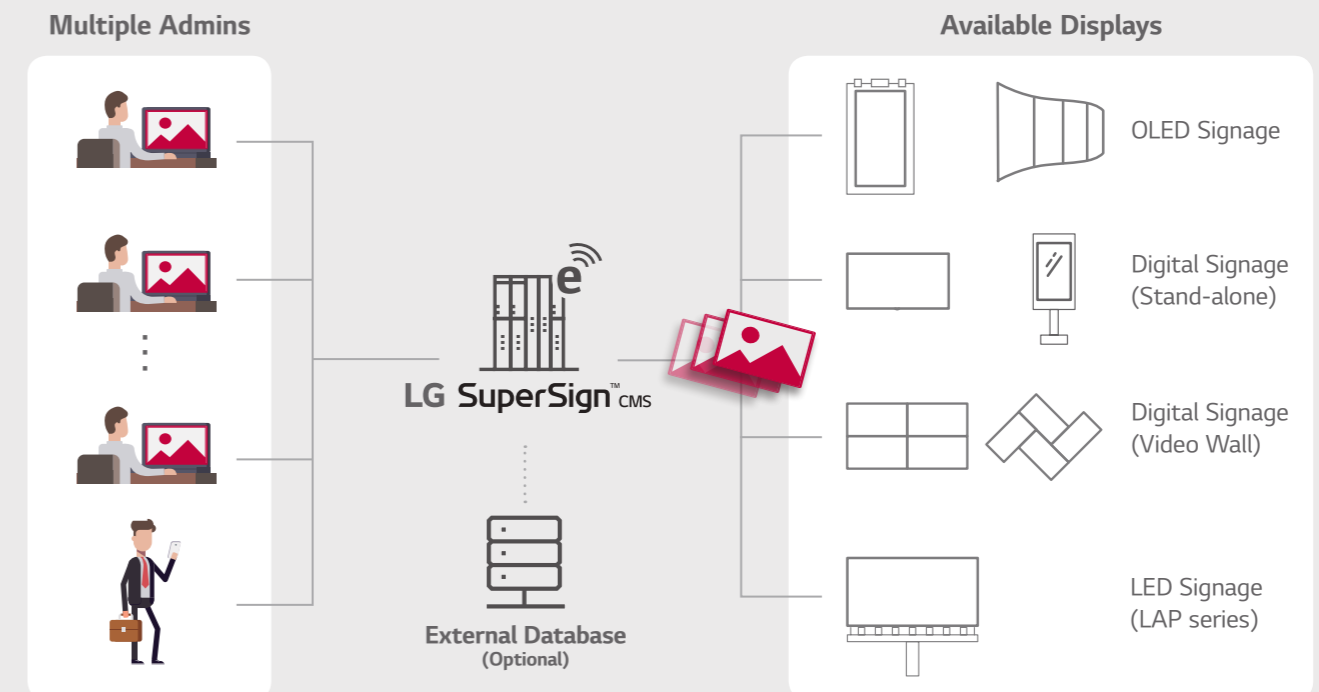
2018 Overview

LG Software Solution		
Content Management	SuperSign™ CMS	<ul style="list-style-type: none"> All-in-one content management software for editing, scheduling, distribution Follow-up version of 2017 SuperSign™ Premium/W*
	SuperSign™ Media Editor	<ul style="list-style-type: none"> Video content editing software Specialized for video walls with irregular layouts and 86" Ultra Stretch signage
Control & Monitoring	SuperSign™ Control+	<ul style="list-style-type: none"> All-in-one control and real-time monitoring software Follow-up version of 2017 SuperSign™ Link SuperSign™ Control only supports some control functions (Follow-up version of 2017 SuperSign™ C)
	Signage 365 Care	<ul style="list-style-type: none"> Cloud solution for remote monitoring by LGE Service via internet
White Balnace	SuperSign™ WB	<ul style="list-style-type: none"> White balnace calibration software for Video Wall Seonsor calibration (basic) & DSLR calibration (optional) supportive
Miscellaneous		<ul style="list-style-type: none"> Simple Editor: Simple content editing software dedicated for Smart TV signage USCM: Content editing software dedicated for 86" Ultra Stretch signage LG Media Studio: Video content encoder

*Pre-release SuperSign™ OLED/N/M are integrated in SuperSign™ Premium 2.0
 ※ SuperSign™ CMS and Control+ will be released in the 1st quarter, 2018

SuperSign™ CMS

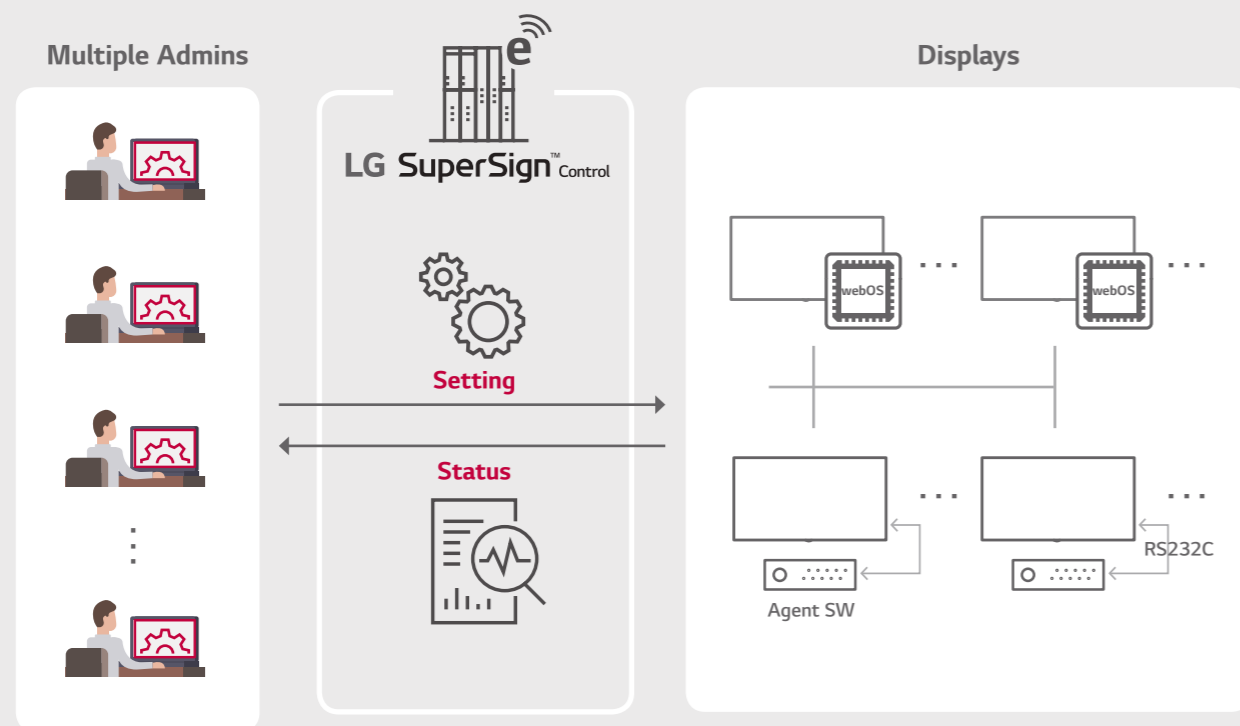
SuperSign™ CMS is a content management software solution optimized for LG webOS signage. SuperSign™ CMS supports multiple displays and accounts without limitation, can be linked to external databases, and the server can be accessed via a mobile device. Equipped with simple and intuitive menus and various layouts, it enhances efficiency in content creating and editing, scheduling and distribution. Control commands such as brightness, volume settings can also be distributed alongside a schedule. In addition, multi-channel content scheduling enables users to switch to a desired schedule immediately by storing multiple content schedules beforehand.



Operational Efficiency Enhanced with LG SuperSign™ Solutions

SuperSign™ Control+

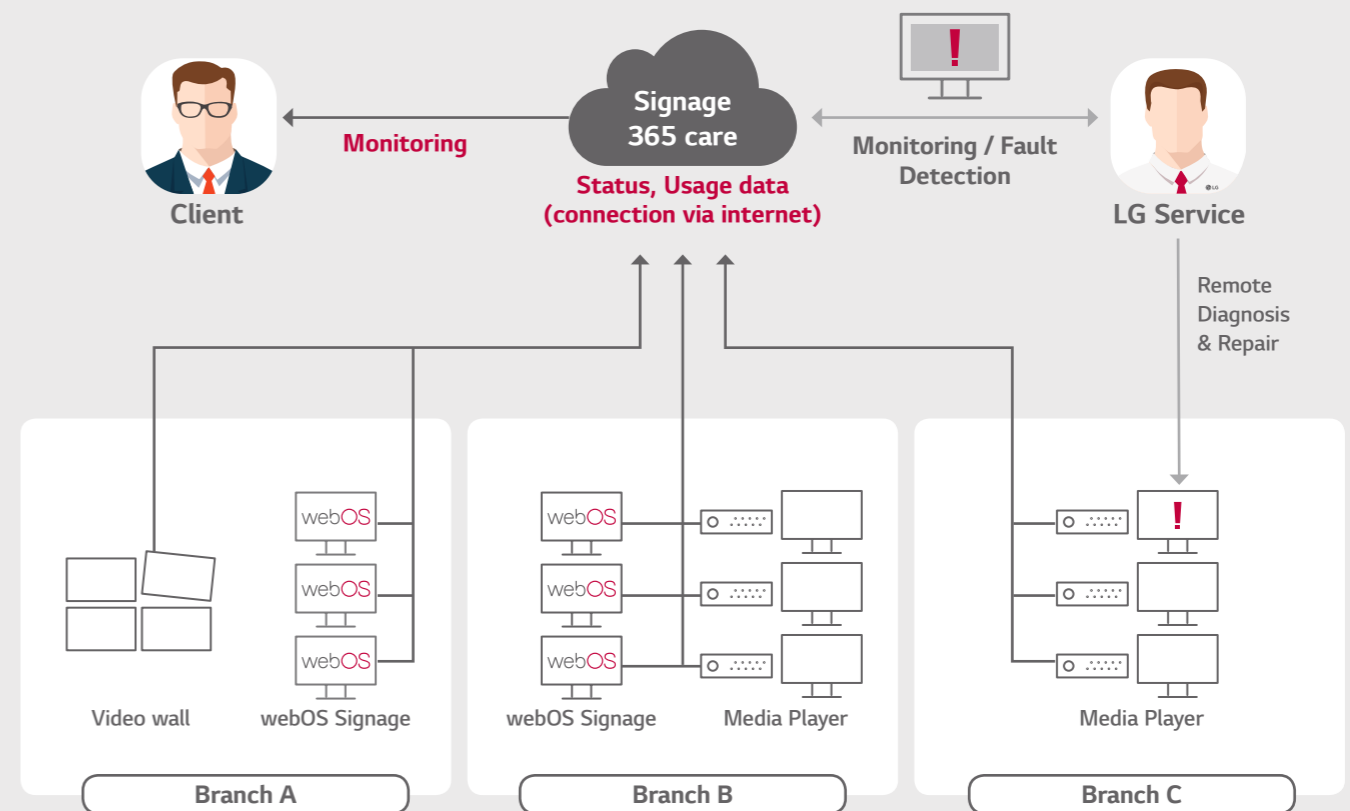
SuperSign™ Control+ is a remote control and monitoring software solution optimized for LG's webOS signage. SuperSign™ Control+ focuses on large scale deployment, allowing it to support more than 4,000 displays*. Similar to SuperSign™ CMS, multiple administrators can access the SuperSign™ Control+ server via the network to monitor the status of connected displays in real-time, control them, and adjust their setting values. Email alerts can be sent out to administrators to keep them notified even when out of office. For more detailed information and adaptability, custom warning settings can be additionally applied.



*The available quantity will be increased after further tests.

Signage 365 Care

Signage 365 Care is a cloud service solution for remotely managing the operating status of signage displays installed in client workplaces. It provides fault diagnosis and remote-control services via monitoring by LG Electronics service, ensuring the stable operation of a client's business.



SuperSign™ WB

SuperSign™ WB enables easy and intelligent adjustments to a video wall for a uniform white balance with two calibration modes. Both sensor and camera calibration achieve a consistent white balance across connected displays, but camera calibration (optional) can additionally save both time and manpower due to the simpler process.

