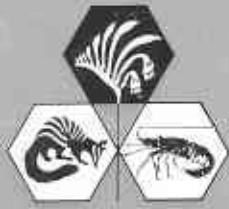


ot.
3
Western Australian
Wildflower
Industry
1980-81



DEPARTMENT OF
FISHERIES AND WILDLIFE
WESTERN AUSTRALIA

CARHART

DUPLICATE

REPORT NO 53

Published by the Director of Fisheries and Wildlife, Perth,
under the authority of the Hon. Minister for Fisheries and Wildlife

The Western Australian Wildflower Industry 1980-81

BY
MARK A. BURGMAN
AND
STEPHEN D. HOPPER

**PERTH
WESTERN AUSTRALIA**

1982

Department of Fisheries and Wildlife

108 Adelaide Terrace

PERTH

R E P O R T

No. 53

THE WESTERN AUSTRALIAN WILDFLOWER INDUSTRY

1980 - 81

BY

MARK A. BURGMAN AND STEPHEN D. HOPPER

1982

ISBN 0 7244 9082 5
ISSN 0726-0733

CONTENTS

		Page
	ABSTRACT	9
I	INTRODUCTION	10
II	EFFICIENCY OF THE RETURN SYSTEM	10
	A. Methods	11
	B. Results and Discussion	17
	C. Recommendations	22
III	WILDFLOWER PICKERS' DATA	
	A. Methods	25
	B. Results and Discussion	26
	1. Cut Flower Trade	
	a) Taxonomic Evaluation of the Pickers' Data	27
	b) Geographic Evaluation of the Pickers' Data	33
	2. Seed Trade	
	a) Taxonomic Evaluation of the Pickers' Data	37
	b) Geographic Evaluation of the Pickers' Data	37
	3. Nursery Trade	
	a) Taxonomic Evaluation of the Pickers' Data	42
	b) Geographic Evaluation of the Pickers' Data	42
	C. Summary	45
IV	ECONOMICS AND STRUCTURE OF THE WILDFLOWER INDUSTRY	45
	A. Methods	45
	B. Results and Discussion	47
	1. Value of Wildflower Harvesting to Pickers	49
	2. Calculations of Industry Value at the Wholesale Level	49
	a) Cut Flower Trade	49
	b) Seed Trade	53
	c) Nursery Trade	53

		Page
	3. Industry Structure	
	a) Cut Flower Trade ...	54
	b) Seed Trade	54
	4. Trade Associations, Practices and Standards	56
V	CONSERVATION OF EXPLOITED WILDFLOWERS ..	57
VI	RECOMMENDATIONS	61
VII	ACKNOWLEDGEMENTS	61
VIII	REFERENCES	62
	APPENDIX I	64
	APPENDIX II	83
	APPENDIX III	88
	APPENDIX IV	157
	APPENDIX V	159
	APPENDIX VI	212

FIGURES

		Page
1.	Wildflower Pickers' Return Form	12
2.	Map of Western Australia issued to Pickers showing the 1° x 1½° grid and location numbers	13
3.	Map of the South West of Western Australia issued to pickers showing the 1/2° x 3/4° grid and location numbers	14
4.	Species Code Number Sheet issued to Pickers	15
5.	(a) Cumulative totals of the number of Licences issued to Pickers. (b) Percent of licenced Commercial Pickers who submitted returns	17
6.	Return System Efficiency Data : (a) total number of returns received (b) positive returns received (c) uninterpretable returns (d) faultless returns (e) edited returns (f) returns with Licence Number and Land Status errors	19
7.	Analysis of Errors on Pickers' Returns : graphs showing percent of returns with (a) Year and Month errors (b) specific common names (c) Code Number errors (d) Parts Taken errors (e) Grid Number errors (f) Number of Days Spent Picking errors	20
8.	(a) Suggested design for Wildflower Pickers' Return Forms (b) Suggested design of a Return Form for Cut Plant and Seed Wholesalers	23
9.	Number of species exploited in each of the major plant part categories : (a) nuts and fruit, (b) leaves, (c) cut flowers, (d) seed, (e) cuttings, (f) whole plants	28
10.	Number of stems taken for cut flowers from the most heavily exploited taxa : (a) <u>Stirlingia latifolia</u> , <u>Agonis parviceps</u> , <u>Verticordia nitens</u> , (b) <u>Verticordia</u> , (c) <u>Banksia</u> , (d) <u>Dryandra</u> , (e) <u>Podocarpus drouyniana</u> , (f) <u>Beaufortia</u> . The total number of stems for all species is in (a)	29

11. The number of stems taken for cut flowers from (a) Anigozanthos, (b) Adenanthos, (c) Conospermum, (d) Helichrysum, (e) Helipterum, (f) Leptospermum and Chamelaucium 32
12. (a) Total number of leaves taken, (b) total of nuts taken; the number of nuts taken from (c) Banksia, (d) Eucalyptus, (e) Hakea 34
13. The number of pickers operating each month on Crown and private land 35
14. (a) Percent of the total number of flowering stems taken from each map grid cell, (b) the number of species taken for flowering stems from each map grid cell 36
15. (a) Percent of total number of leaves taken from each map grid cell (b) number of species taken for leaves from each map grid cell 38
16. (a) Percent of the total number of nuts and fruit taken from each map grid cell (b) number of species taken for nuts and fruit from each map grid cell 39
17. Weight of seed collected (a) total weight of seed for all species; (b) Acacia and Anigozanthos, (c) Banksia and Cassia, (d) Eucalyptus and Helipterum, (e) Hardenbergia and Kennedia 40
18. (a) Percent of the total weight of seed collected from each map grid cell, (b) number of species taken for seed from each map grid cell 41
19. (a) Total number of cuttings taken, (b) Calytrix and Verticordia, (c) Grevillea, (d) Total number of whole plants taken, (e) Anigozanthos, (f) Macropidia fuliginosa and Dryandra 43
20. (a) Percent of the total number of cuttings taken from each map grid cell (b) number of species taken for cuttings from each map grid cell 44
21. (a) Percent of the total number of whole plants taken from each map grid cell, (b) number of species taken for whole plants from each map grid cell 46

	Page
22. Value of wildflower harvesting to pickers; (a) cut flowers, (b) leaves, (c) nuts and fruit, (d) seed, (e) average number of days worked, (f) average monthly earnings	50
23. Australian States' exports of cut flowers (1973-1979)	55

TABLES

	Page
1. Summary of the comparison of pickers' data for cut flowers and cut flower wholesalers data for August, 1981	24
2. Number of species used in the cut flower, nursery and seed trades during 1977-79 and 1980-81	27
3. Number of stems picked and number of grid cells occupied by the 20 most heavily exploited species (June '80 - August '81)	30
4. Number of stems picked from the ten most heavily exploited genera (June '80 - August '81)	31
5. Number of stems picked from Crown and private land (June '80 - August '81)	35
6. Weight of seed collected from Crown and private land (June '80 - August '81)	42
7. Questionnaire for cut flower company managers	48
8. Estimates of industry structure provided by cut flower company managers	51
9. Value to pickers of the 20 most heavily exploited cut flower species	52
10. Estimates of industry structure provided by seed wholesale company managers	55
11. Value to pickers of the six most heavily exploited genera for seed	55
12. Levels of exploitation of geographically restricted species in 1980/81	58

APPENDICES

		Page
I.	Tables of data for the Review of the Western Australian Wildflower Industry 	64
II.	Computer Programs for Processing Flora Pickers' Returns 	83
III.	A breakdown of Wildflower Pickers' data for June 1980 to August 1981 	88
IV.	Pooled Wholesalers' Data on Cut Flowers traded during August, 1981 	157
V.	Census and Atlas of the 150 Native Plants used in the Wildflower Industry in 1981/81 and not recorded by Rye <u>et al.</u> (1980) 	159
VI.	Distribution of picking activity for the 21 most heavily exploited cut-flower species 	212

THE WESTERN AUSTRALIAN WILDFLOWER INDUSTRY
1980-81

M.A. Burgman^A and Stephen D. Hopper^B

^AC/- Western Australian Wildlife Research Centre, P.O. Box
51, Wanneroo, Western Australia 6065.

^BWestern Australian Wildlife Research Centre, P.O. Box
51, Wanneroo, Western Australia 6065.

ABSTRACT

Amendments to the Wildlife Conservation Act proclaimed in 1980 transferred responsibilities for licencing and management of the wildflower industry from the Forests Department to the Department of Fisheries and Wildlife. This report reviews activities in the industry during the first fifteen months of the Department of Fisheries and Wildlife's monitoring program.

Monthly returns from ca. 550 licenced commercial wildflower pickers indicated that 13 814 000 flowering stems, 2 613 kg of seed and 6 054 kg of Boronia megastigma blossoms were harvested between June 1980 to August 1981. A comparison of pooled wholesalers' data for August 1981 with pickers' data for the same month suggested that the above figures accounted for only 66% of the actual quantities harvested.

A total of 588 species were used by the industry, 288 as cut flowers, 308 for seed and 166 for nursery cuttings. Boronia megastigma was the most heavily exploited species. Exploitation of the genera Verticordia, Stirlingia, Agonis, Banksia and Dryandra accounted for 52% of all cut flowers harvested, while the genera Banksia, Acacia, Kennedia, Eucalyptus and Helipterum accounted for 61% of the total weight of seed collected. Most picking activity of all plant parts is concentrated around Perth and around Mount Barker. Totals of 50% of all cut flowers and 80% of all seed were taken from Crown land.

Almost all heavily exploited species have widespread distributions. A few are geographically restricted and may require intensive research and management. The Black Kangaroo Paw Macropidia fuliginosa stands out as one such species. Only in the case of Boronia megastigma is there any data on the effects of picking.

Exploitation of Western Australian native plants for cut flowers, seed and nurseries was worth \$1.5 m, \$0.7 m and at least \$3.0 m respectively at the wholesale level in the 1980/81 financial year. There were five major cut flower wholesalers, four major seed wholesalers and about 200 nurseries in operation employing

1 300 people.

Following a detailed analysis of the pickers' return system and the data reported therein, it is recommended that the Wildlife Conservation Act be amended so that cut flower and seed wholesalers are required to be licenced and submit monthly returns, and that research is undertaken on the few known heavily exploited, geographically restricted species to determine their conservation status and susceptibility to harvesting.

I INTRODUCTION

From relatively small beginnings, the sale of Western Australian cut wildflowers and seed has now become a multi-million dollar export industry. A need to monitor and manage this rapidly growing industry led the Western Australian Government to pass the Wildlife Conservation Act Amendment Acts 1976 and 1979. The Amendment Acts were proclaimed in 1980. They transferred responsibilities for flora conservation from the Forests Department to the Department of Fisheries and Wildlife and introduced a new licencing system for commercial harvesting of wildflowers.

Early in 1981, the Western Australian Wildlife Authority recommended to the Minister for Fisheries and Wildlife that money from the Wildlife Conservation Trust Fund should be made available to engage a consultant botanist. The botanist (M.A.B.) was assigned to critically review activities in the wildflower industry during the first fifteen months following proclamation of the amendments to the Wildlife Conservation Act.

Specific aims of this report are to:

- i) assess the efficiency of return forms designed for pickers to report monthly on the species, quantities and areas where picking occurred;
- ii) determine which species were harvested for the cut flower, seed and nursery trades and to determine quantities taken and the main areas of picking activity;
- iii) assess the structure and value of the wildflower industry to the State;
- iv) identify whether any aspects of industry activity might pose conservation problems.

II EFFICIENCY OF THE RETURN SYSTEM

The Wildlife Conservation Act provides for the issue of four types of licences to take native plants:

- (1) Commercial Purposes Licences, which allow the sale of protected flora taken on Crown land;

- (2) Commercial Producers' Licences, which allow the sale of protected flora taken on private land;
- (3) Scientific or Prescribed Purposes Licences, issued to those people intending to take native plants, but not sell them;
- (4) Nurseryman's Licences, intended for people growing native plants for sale.

The Act also allows for terms and conditions to be placed on each licence. Monthly returns of flora taken for sale are required as a standard condition on all Commercial Purposes and Commercial Producers Licences.

Special Commercial Purposes licences are issued to pickers to take Boronia from State Forest because areas of State Forest administered by the Forests Department had in the past been allocated to pickers for harvesting of Boronia heterophylla and Boronia megastigma. Traditionally the same pickers were given the right to harvest the same blocks in consecutive years.

METHODS

The return forms supplied to licenced pickers (Fig. 1) were designed to provide information on the species being picked, the parts and quantities taken for sale, the general location of the picking sites for each species and the number of man-days spent picking per month. In designing the returns, it was assumed that each picker would fill in an individual return form each month. Because the most commonly used units for plant parts were not known initially, the return forms allowed pickers to enter the unit used routinely by them. Otherwise, a default unit is assumed (e.g. bunches for flowering stems, kg for seed etc.).

Pickers were supplied with a number of additional aids to help complete returns. These included maps of the State depicting grid reference blocks so that the general location of picking could be determined, (Figs. 2, 3) an alphabetical list of exploited plant names (derived from Rye *et al.* 1980) and corresponding code numbers (Fig. 4), and an example of how to fill out a return form.

Returns were received at the Department of Fisheries and Wildlife's head office in Perth and a log was maintained to record receipt of returns from each picker. Returns dating from June 1980 to August 1981 were sorted into months, and 'nil' returns (indicating no picking) were removed. Within each monthly period the numbers of different types of errors made by pickers in completing their returns were recorded. The errors fell into ten categories.

- (1) Land Status : there was no indication given that the material was taken from Crown or private land.

MAP 1

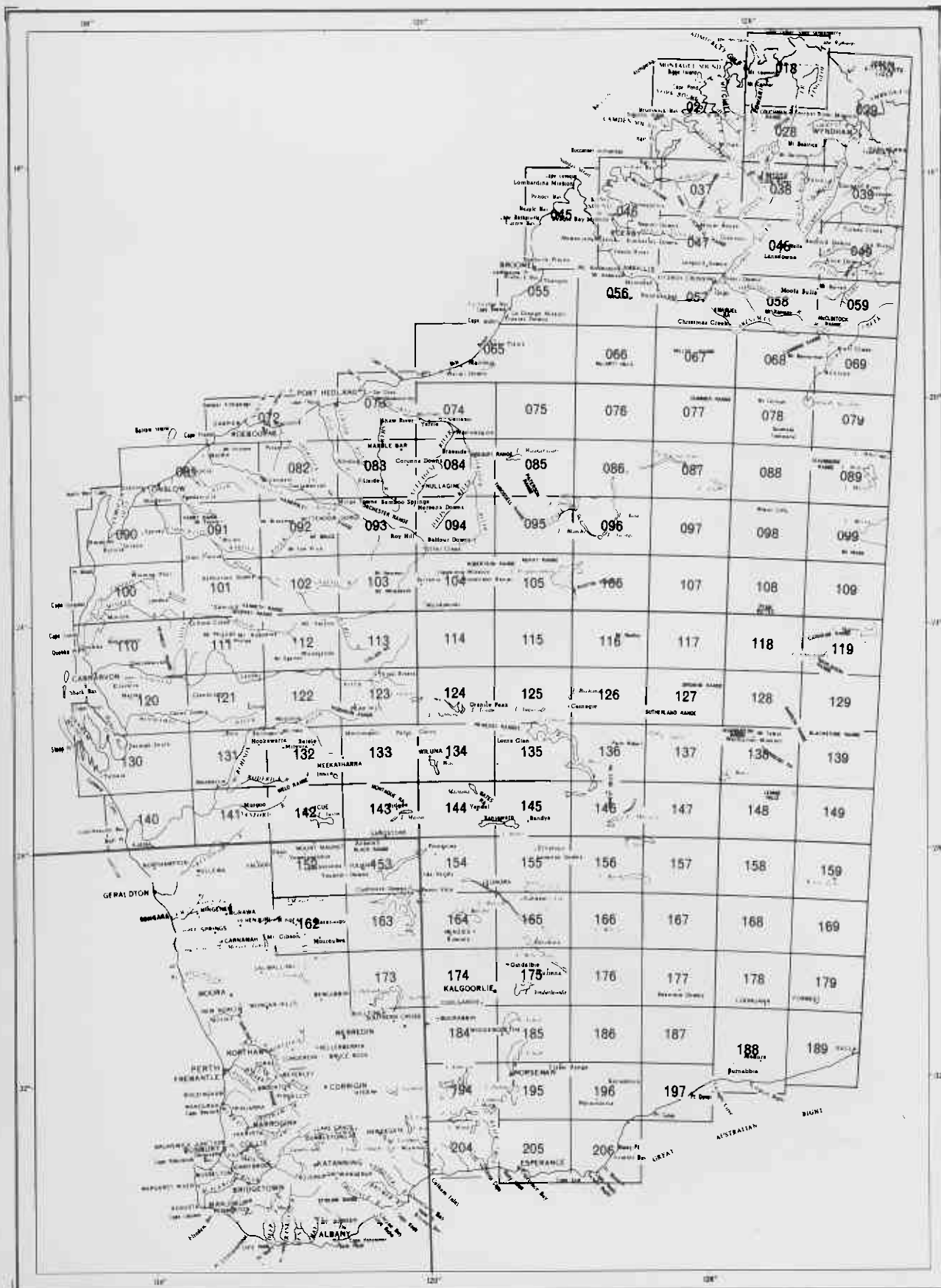


Fig. 2. Map of Western Australia issued to pickers showing 1° x 1½° grids and their reference numbers.

MAP 2

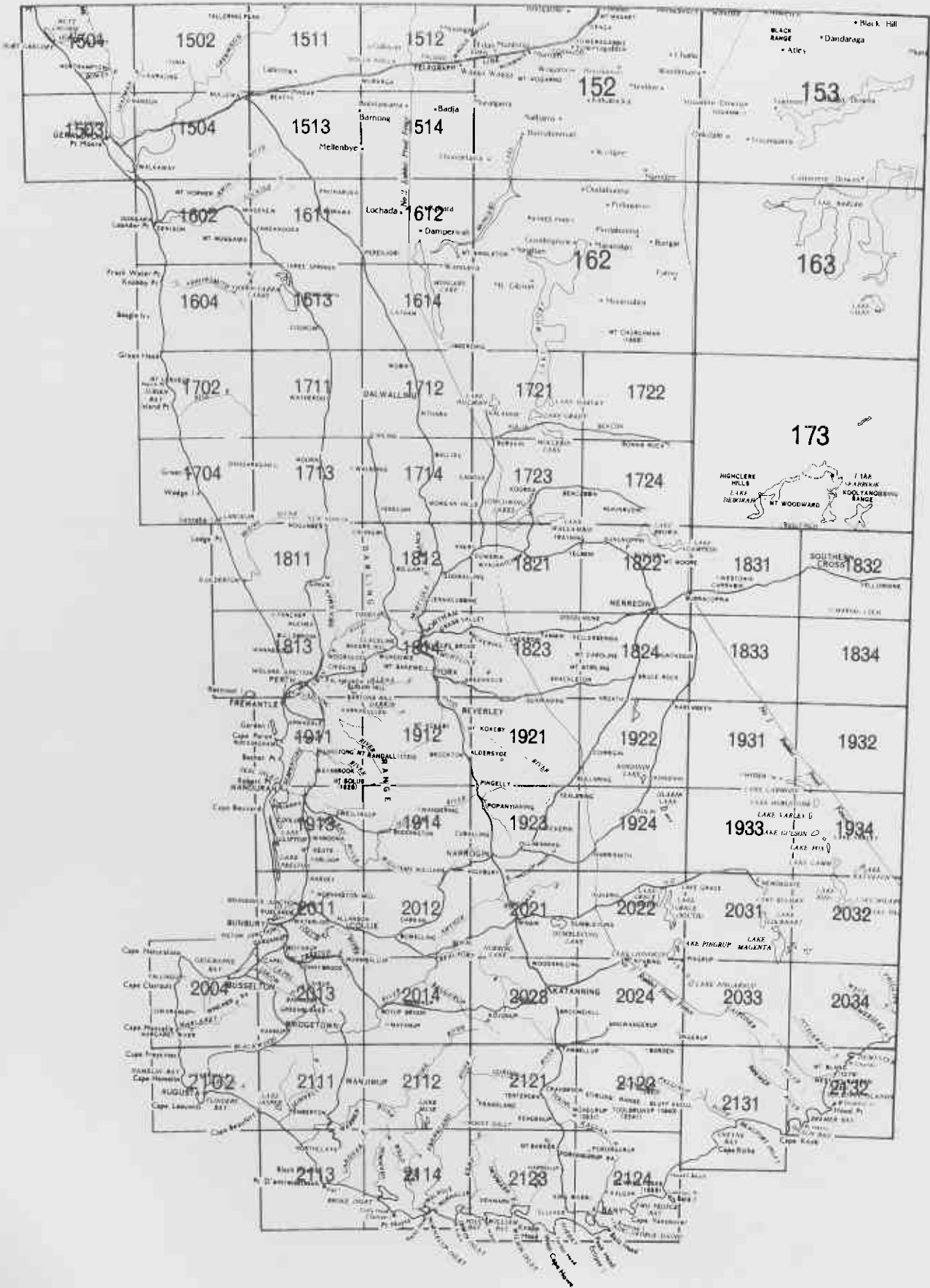


Fig. 3. Map of the South West of Western Australia issued to pickers showing $1/2 \times 3/4^\circ$ grids and their reference numbers

- (2) Month : the month was omitted from the return, or the month was indicated in which the form was completed rather than the month in which picking was done.
- (3) Year : the year was omitted from the return.
- (4) Licence Number : both Commercial Purposes and Commercial Producers licence numbers were indicated; the licence number was omitted; or the receipt number of the licence was quoted.
- (5) Specific Common Names : common or trade names that could be related to a particular species were used in place of scientific binomials.
- (6) Inaccurate Names : either the genus of a plant was recorded and the species omitted or a common name was used that could not be related to a single species.
- (7) Code Number : species code numbers were omitted because common or inaccurate names were used; or the species code numbers were incorrect.
- (8) Parts Taken : reference to the parts of plants taken was omitted, amounts were placed in the wrong column or reference to parts other than the default was omitted.
- (9) Map Grid Reference Number : grid reference numbers were omitted or alternative codes such as latitude and longitude were used.
- (10) Number of Days Spent Collecting : number of days spent picking was omitted.

Information regarding the return system was also collected from the return receipt log. This included,

- (1) the number of licences issued each month,
- (2) the total number of returns received,
- (3) the number of 'nil' and 'positive' returns received,
- (4) the number of returns received from Commercial Producers and Commercial Purposes licence holders, and
- (5) the number of licence holders who submitted all or part of the required returns over the period for which they were licenced.

The proportion of positive returns that did not require editing before the information could be punched into a computer file (faultless returns) and the proportion of returns that had to be sent back to the pickers for completion (uninterpretable returns) were also recorded.

To estimate the reliability of data reported by pickers on

return forms, each of the five major cut flower wholesale businesses was asked to provide a list of species and volumes of parts traded during August 1981. Numbers in these lists were summed and compared with the pooled August 1981 data for all pickers using the methods described in Section III below.

RESULTS AND DISCUSSION

Statistics on commercial licences issued, returns received and errors made on return forms over the period June 1980 to August 1981 are given in Appendix I, Section A, and are presented graphically in Figs 5-7.

The number of commercial licences issued increased rapidly to December 1980 but the rate of increase slowed during 1981 (Fig. 5a). Licences issued in the twelve months from June 1980 had no expiry date and as a result there were 584 Commercial Purposes licences and 246 Commercial Producers licences issued by August 1981 (Fig. 5a).

The percentage of licenced pickers who submitted returns has fallen steadily since December 1980. (Fig. 5b). The reason is that part-time or once-only pickers have no intention of submitting returns *ad infinitum* and the fall in the proportion of returns submitted is an artefact of the perpetual licencing system. This is substantiated by the fact that approximately the same number of pickers submitted returns in August 1981 as did so in August 1980. By August 1981, only 34% of pickers had submitted all their returns, while 18% had submitted no returns at all and 48% had some returns outstanding. A recent amendment to the Wildlife Conservation Act proclaimed in November 1980 enabled licences to be terminated 12 months after their issue.

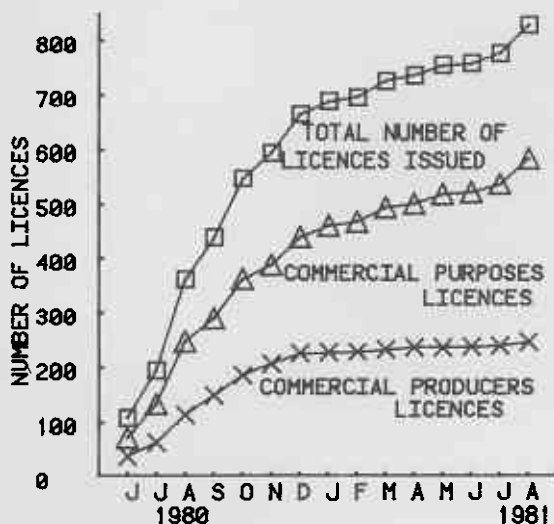


Fig. 5a) Cumulative totals of the number of licences issued to pickers

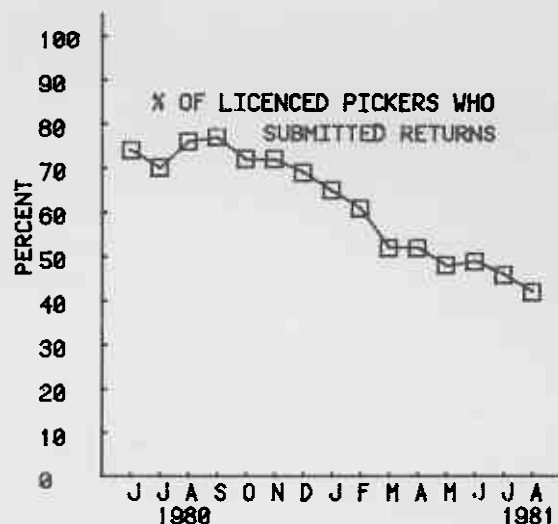


Fig. 5b) Percent of licenced commercial pickers who submitted returns

In September 1981, a Wildlife Officer of the Department of Fisheries and Wildlife attempted to contact pickers in metropolitan Perth who had not submitted returns for more than six months. The Officer called at 58 addresses in the Perth area but was able to speak to only four licenced pickers. The major reasons given for non-submission of returns were that the licenced persons had not picked or had discontinued picking. It is unlikely that field work of this type by Wildlife Officers will have any effect on the rate at which returns are submitted.

The number of Commercial Purposes licences issued rose steadily over 1980/81 whereas the number of Commercial Producers licences stabilised at about 250 (Fig. 5a). The increase in Commercial Producers licences issued before December 1980 was due to the licencing of pickers operating on private land. The Wildlife Conservation Act has been interpreted recently (since May, 1981) to require that land owners rather than pickers be licenced and submit returns. To date, this requirement has not been rigourously enforced. This factor has contributed to the fall in the rate of issue of Commercial Producers licences and it is likely that a significant amount of information on native plants taken from private land has not been recorded since May 1981.

Fig. 6a shows the total number of return forms received each month and Fig. 6b shows the total number of positive returns (returns indicating picking activity). If an inaccurate name was used on a return form, if the map grid reference number was omitted or the parts taken were omitted, then the picker had to be contacted in order to obtain the correct information. The percent of wildflower pickers that had to be contacted each month is shown in Fig. 6c, together with the percent of faultless returns (Fig. 6d) and the balance, those returns that had to be edited (Fig. 6e). Letters were sent to 48 pickers requesting information essential to the interpretation of their returns. Only 29 (60%) pickers replied to the requests and 27 (56%) of these were able to supply the information required.

The relative proportions of faultless returns and returns requiring contact with pickers have remained more or less constant. The clerical effort involved in preparing letters and outlining the information omitted is prohibitive under current staff levels in the Department of Fisheries and Wildlife. Moreover, it does not guarantee a reply. Many pickers cannot be contacted by telephone. Forms that have errors requiring contact often have only one or two pieces of information missing. It is recommended that, in the interests of administrative efficiency, allowance should be made in the data handling system for missing data and contact with pickers should not be pursued unless the returns are otherwise valueless or unless there is reason to believe that incorrect information is being submitted deliberately.

The percentages of return forms that showed different types of errors are shown in Fig. 6f and Figs. 7a-f. Overall, the proportions of returns with different errors have remained constant though some improvement occurred between January and

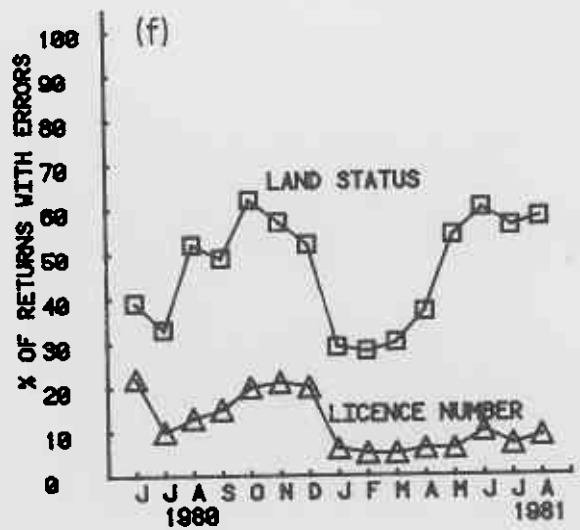
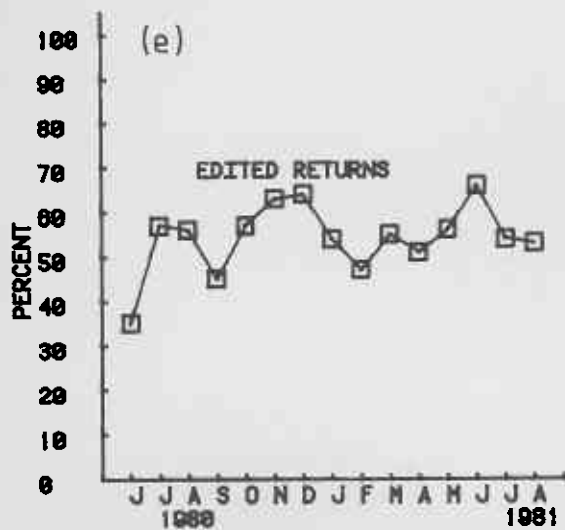
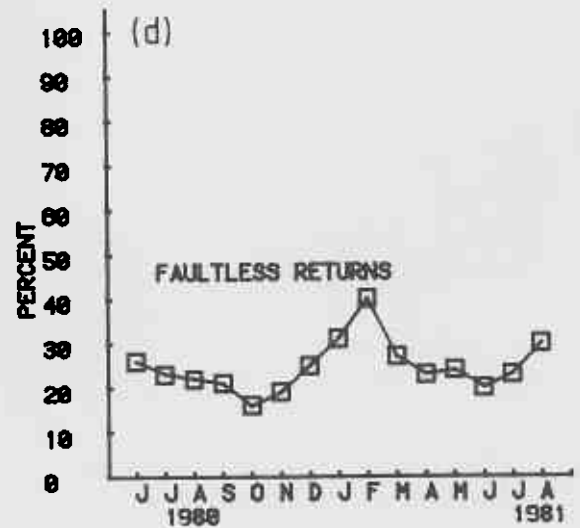
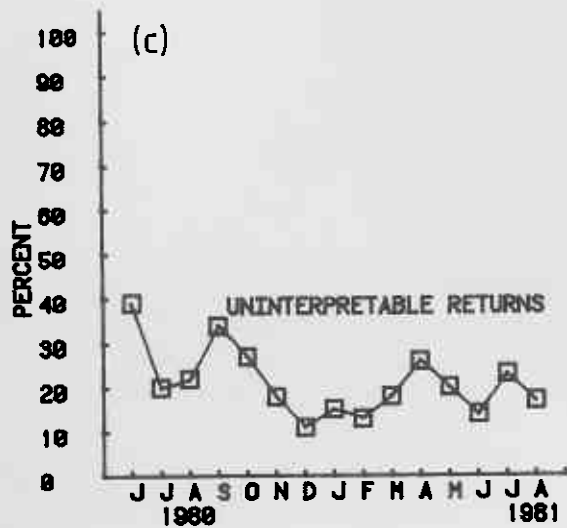
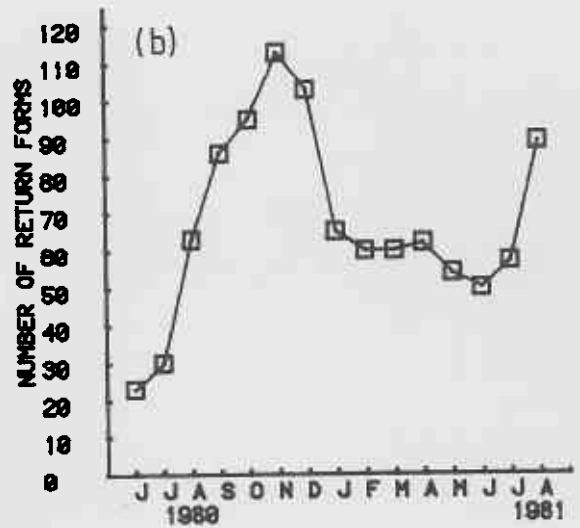
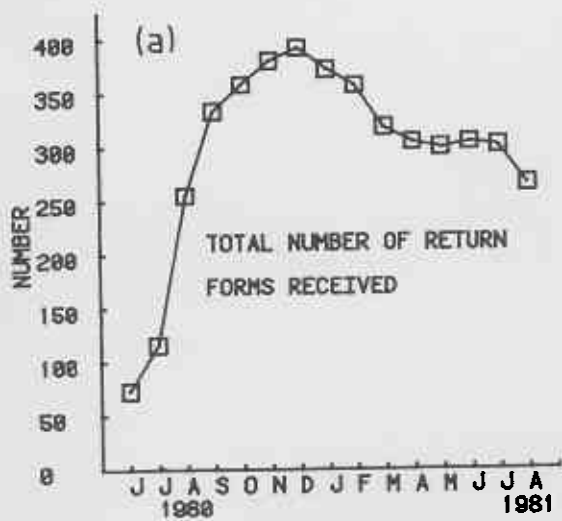


Fig. 6. Return System Efficiency Data (a) total number of returns received (b) positive returns received (c) uninterpretable returns (d) faultless returns (e) edited returns (f) returns with Licence Number and Land Status errors

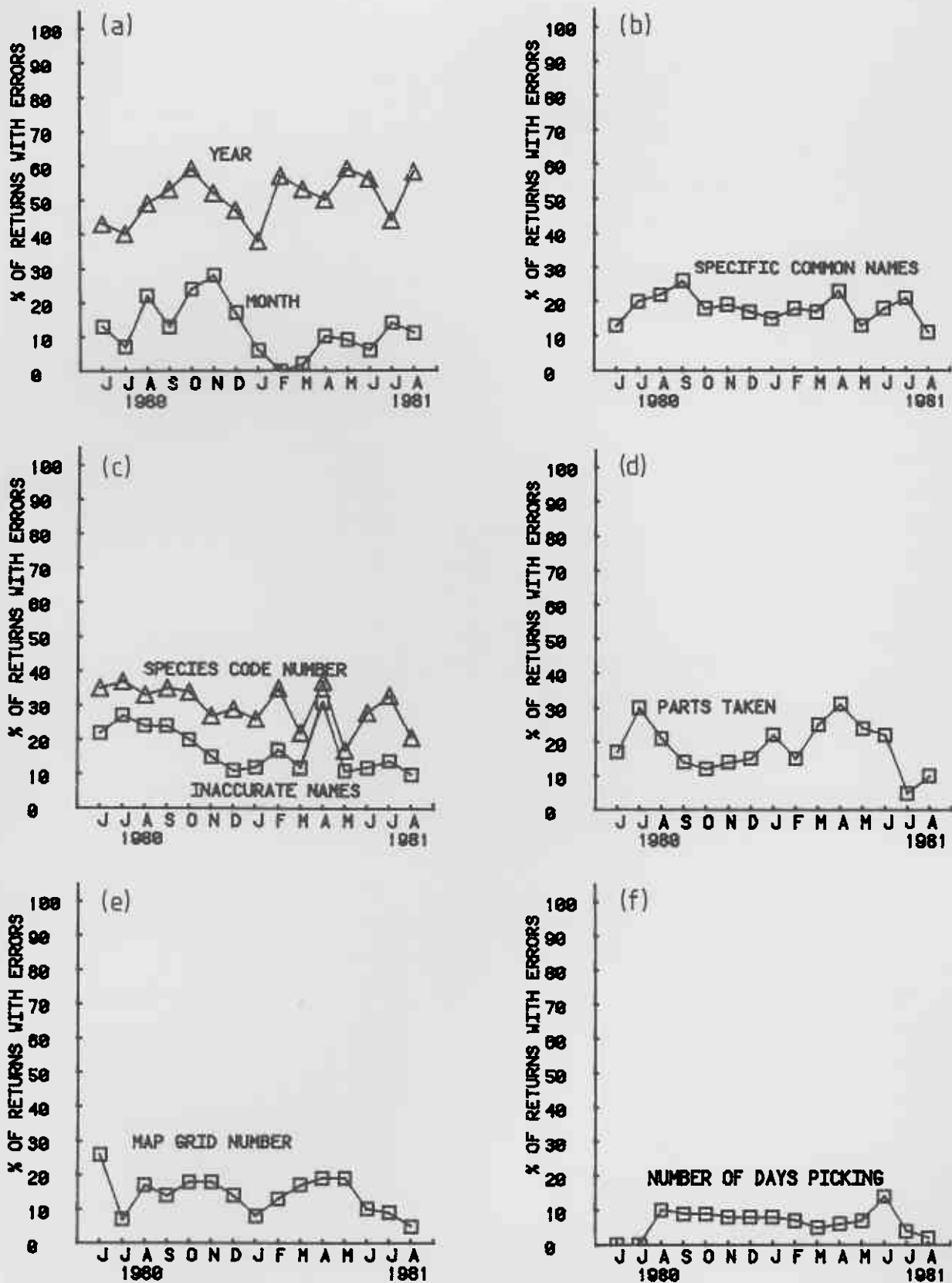


Fig. 7. Analysis of Errors on Pickers' Returns: graphs showing Percent of returns with (a) Year and Month errors, (b) specific common names, (c) Code Number errors, (d) Parts Taken errors, (e) Grid Number errors (f) Number of Days Spent Picking errors.

May (Figs. 6f and 7a). The improvement was due to the fact that during the period following the peak picking season from August to December, only pickers involved full-time in the industry were working. These pickers presumably have a better understanding of the return system than do part-time pickers.

Land Status errors (Fig. 6f) were caused mostly by oversight. In contrast, Licence Number errors (Fig. 6f) occurred because pickers quoted both their Commercial Producers and Commercial Purposes licence numbers, or they quoted the receipt number of the licence.

The proportions of forms with Year and Month errors are shown in Fig. 7a. Year errors are substantially higher because this information is not specifically requested on the return form (Fig. 1).

A consistent proportion of returns use trade names or inaccurate names, both of which contribute to Species Code Number errors (Figs. 7b and 7c). Common or trade names are entrenched in the industry and are used widely by both wholesalers and pickers (see Rye *et al.* 1980). The names are often not species-specific and may also refer to different species when used by different organisations.

The identification of species is a serious problem as there are very few people in the industry with formal botanical training. Education of pickers to correctly identify and name plants is difficult because of the number of people involved and because of the turnover of pickers from year to year. In what is essentially an itinerant industry, identifications supplied by pickers will be subject to an as yet unknown degree of error.

The return form in Fig. 1 operates on a default system for recording the parts and amounts of plants taken for sale. Most mistakes occurred because the default system was misinterpreted by pickers (Fig. 7d). Grid Reference errors occurred mainly through omission (Fig. 7e). Maps showing the Grid Reference Numbers were not issued to some pickers but this oversight has been corrected. A few pickers were unwilling to reveal even the general location of their picking sites. Little can be done to alleviate this source of error.

Many returns were submitted with more than one picker contributing to the totals. These are termed multiple returns. Pickers often worked in pairs or groups and it is impossible to separate individual results on the returns received.

The percentage of forms with Days Spent Collecting errors is consistently low (Fig. 7f), but this statistic is a poor indicator of effort because no allowance was made for multiple returns when the forms were originally designed.

It is impossible to detect whether information regarding picked flowers is being omitted from return forms or if pickers who submit nil or no returns do in fact take plants for sale. Because of the number and type of errors found on the return forms, it is very unlikely that all plant identifications made

by pickers are correct. Faults such as incorrect grid references within the normal species range will also remain undetected and there are likely to be many faults in all aspects of the returns that cannot be detected in the normal editing process.

Errors relating to Land Status, Month, Year and Licence Numbers can all be corrected on receipt of the return forms. However, manual editing of returns is time consuming and error rates of all types could be improved by modification of the return form design.

Allowance should be made for multiple returns by providing space for the inclusion of licence numbers other than that of the named person submitting the return. The submission of returns from private land is presently not enforced and should be discontinued. The year of the return should be specifically requested and the default system for coding parts taken should be deleted. Units should relate to the ease of interpretation of information, rather than to the units most commonly used by pickers as was originally planned (Fig. 1). A return form design is shown in Fig. 8a that incorporates all of the above modifications.

To summarise, there were 584 Commercial Purposes and 246 Commercial Producers Licences issued by August 1981. Over the 15 month study period, the percentage of licenced pickers who submitted their returns declined from 75% to 42%, but this trend is to some extent artificial due to the legal inability that applied until November 1980 to make licences renewable annually.

Table 1 indicates that in the last month of the study period (August 1981), pickers reported harvesting 80.4% of the total number of stems that the five major wholesalers traded. This level of agreement is surprising given that only 45% of licenced pickers submitted returns in August 1981 and that some material harvested from private land would not be included on pickers' returns following the new policy of issuing Commercial Producers Licences instituted in May 1981.

In view of this policy, statistics on the total volume of material traded in the wildflower industry (from both Crown and private land) will no longer be obtainable from pickers' returns. Obtaining returns from licenced cut plant and seed wholesalers would appear to be an administratively desirable solution to this problem (see below). To this end, a preliminary design of a wholesalers' return form is shown in Fig. 8b.

RECOMMENDATIONS

1. It is recommended that the Wildlife Conservation Act be amended to provide for licencing of cut plant and seed wholesalers and compulsory submission of returns of flora traded by them.

We consider that a pickers' return system should be abandoned in favour of a wholesalers' return system. As discussed above, the pickers reported harvesting 80% of

Table 1. SUMMARY OF THE COMPARISON OF PICKERS' DATA FOR CUT FLOWERS AND CUT FLOWER WHOLESALERS' DATA FOR AUGUST, 1981. (DETAILS OF WHOLESALERS' DATA ARE PROVIDED IN APPENDIX IV)

	Wholesalers' Records	Pickers' Returns
Number of stems	1 306 704	1 050 910 (80.4%)
Number of taxa (Appendix IV)	47	60
Value of stems (\$)	54 037	47 591 (11.9%)
Number of species (and stems) recorded by wholesalers but not by pickers	12(73 080)	
Number of species (and stems) recorded by pickers but not by wholesalers		25(27 196)

the material traded by the five major cut plant wholesalers during August 1981. In addition, these major wholesalers estimated that all other wholesalers deal with about 17% of the total cut plants harvested each year (see Section V below). Hence, data on the pickers' returns may account for only 66% of the volume of plants taken.

A wholesalers' return system would provide more complete data on total volumes of material taken. In addition, there are far fewer wholesalers than pickers, most wholesalers operate from premises in Perth and are therefore far easier to contact, and wholesalers' identification of species traded are probably more reliable than those of the largely transient picking workforce.

A wholesalers' return system, therefore, would be easier to monitor and enforce, and it would cost far less to process the information reported. Since wholesalers are obliged to keep a legible record of each transaction involving purchase of flora from pickers, it would still be possible to investigate exploitation of rare species under a wholesalers' return system.

2. Until such time as a wholesalers' return system can be implemented, it is recommended that the present return forms used by wildflower pickers be modified along the lines of the draft in Fig. 8a.

III WILDFLOWER PICKERS' DATA

In this section, data supplied on wildflower pickers' returns for the period June 1980 to August 1981 are reviewed. These data indicate the species, parts and amounts picked, the geographic distribution of picking activity and the seasonal variation in picking activity.

METHODS

To prepare the data for computer analysis, each return received was edited manually. Several editing conventions were adopted.

- (a) Scientific names were deduced from common names whenever possible.
- (b) Code numbers and labels were created for genera and larger taxonomic groups for those cases where identifications were inaccurate.
- (c) Nuts and fruit were collected for both seed and dry flower arrangements. These data were separated into seed and cut flower trade records by checking them against the species taken. All records of nuts and fruit in bags were assumed to be collected for seed.
- (d) For multiple returns, the licence number of the named person was retained and all others were deleted. The number of pickers involved in the return was recorded.
- (e) Conversion of bunches to number of stems was done manually. The conversion factors were provided by cut flower wholesalers. Most bunches consisted of 10-15 flowering stems. The exceptions are:

Species	No. of Stems/Bunch
<u>Adenanthos cuneatus</u>	40-50
<u>Adenanthos obovatus</u>	20-30
<u>Andersonia simplex</u>	25-30
<u>Anigozanthos manglesii</u>	20
<u>Conospermum spp.</u>	20
<u>Evandra aristata</u>	15-20
<u>Helichrysum spp.</u>	30
<u>Helipterum spp.</u>	40
<u>Johnsonia lupulina</u>	25
<u>Lachnostachys verbascifolia</u>	5-10
<u>Leptocarpus aristatus</u>	25
<u>Podocarpus drouyniana</u>	25
<u>Stirlingia latifolia</u>	15
<u>Verticordia brownii</u>	5-10

The medians of the ranges were used for all calculations.

- (f) Other units such as bags of whole plants and bags of nuts

collected for seed were converted to kilograms of seed or numbers of rhizomes using information supplied by wholesalers and pickers. Conversion factors for seed weight for individual species are confidential and are not listed here.

- (g) Units used by pickers taking cuttings included bags and kilograms. These were reduced to numbers of stems using information supplied by nursery managers. Nursery collectors take either cuttings ('short stems') or whole plants for trial propagation or re-stocking. Specific plant species are collected and pickers rarely take more than 1000 cuttings from any one species.

The parts and units were coded and the data were punched using the format and coding instructions shown in Appendix II. A data file was created using the Department of Fisheries and Wildlife Logbook System. The file was analysed using three SPSS (Statistical Package for the Social Sciences, Nie et al. 1975) programs to provide breakdowns of the data by species, month, location and parts taken. The output of the SPSS programs is very inflexible so three editing programs were written in FORTRAN IV to provide concise, readable output. All computer programs are detailed in Appendix II and the output of the program providing a breakdown of the data by species, month, and location is listed in Appendix III.

From the pickers' data in Appendix III, a selection was made of the most heavily exploited taxa (those that contributed more than 1% to the total of parts taken). Pooled monthly data for these species were tabulated (Appendix I) and graphed.

To facilitate a geographic analysis of the pickers' data, the information was broken down by location, part and species. This provided a record of the species and amounts taken in different areas of the State. The results of this analysis were plotted on $1^{\circ} \times 1\frac{1}{2}^{\circ}$ grid and $1/2^{\circ} \times 3/4^{\circ}$ grid maps.

RESULTS AND DISCUSSION

A total of 588 species were commercially exploited in the period from June 1980 to August 1981. Rye et al. (1980) recorded 1119 species as being commercially exploited by the wildflower industry during 1977-1979. Of the 588 species listed in Appendix III, 150 were not recorded by Rye et al. (1980) (see Appendix V).

As stated by Rye et al. (1980), there appears to be a high turnover of species in the industry as new lines are introduced and old ones are dropped. Rye et al. (1980) recognised that they had underestimated the number of species in the cut flower trade because they sampled in January, after the peak picking season. The number of species exploited by the seed and nursery trades during 1980-81 (Table 2) is far less than the number recorded by Rye et al. (1980). It would appear, therefore, that while the number of species exploited by these trades over several years is large, only a selection of the species is harvested in any one year.

Table 2. NUMBER OF SPECIES USED IN THE CUT FLOWER, NURSERY AND SEED TRADES DURING 1977-79 AND 1980-81.

Period	Number of species commercially exploited			
	Cut Flower	Nursery	Seed	Total
1977-79	146	624	881	1119
1980-81	288	166	308	588

(Authorities: 1977-79 Rye et al. (1980)
1980-81 This report)

The numbers of species used for each of the six plant part categories are shown in Figs. 9a-f. The numbers of species taken for leaves and nuts & fruit (Figs. 9a and 9b) are small and there are no apparent seasonal cycles in picking activity.

While more species were taken for seed than were taken for cut flowers over the total study period, the reverse applied on a monthly basis (Figs. 9c and 9d). This is because collection of seed from any one species is usually restricted to one month when seed is ripe and enough material may be collected to last for an extended period. Cut flowers are more perishable and not all flowers are suitable for harvesting at any one time. Hence, picking seasons usually extend over several months for each species.

Most species are exploited for cuttings between August and November (Fig. 9e) at a time when climatic conditions are most suitable for plant root development. Whole plants appear to be collected mostly around the same period.

1. Cut Flower Trade

a) Taxonomic Evaluation of The Pickers' Data.

A total of 13 814 000 flowering stems were reported as picked in the period of the study. Stirlingia latifolia was the most heavily exploited single species with 1 425 000 stems picked. Table 3 lists the 20 most heavily exploited species and Table 4 lists the 10 most heavily exploited genera. Stirlingia latifolia made up 10.3% of the total numbers of stems. Verticordia (15.4%), Agonis (9.7%), Banksia (9.4%) and Dryandra (7.6%) were heavily exploited genera. Anigozanthos (5.1% of stems picked), Beaufortia (5.4%) and Podocarpus drouyniana (5.6%) were also heavily exploited. The genera Stirlingia, Agonis and Podocarpus do not have showy flowers and the stems are used as backing material in displays of flowers from other genera such as Banksia, Anigozanthos and Dryandra.

A total of 272 120 Boronia megastigma stems were taken for cut flowers and 26 890 stems and 6054 kgs of blossoms (from about

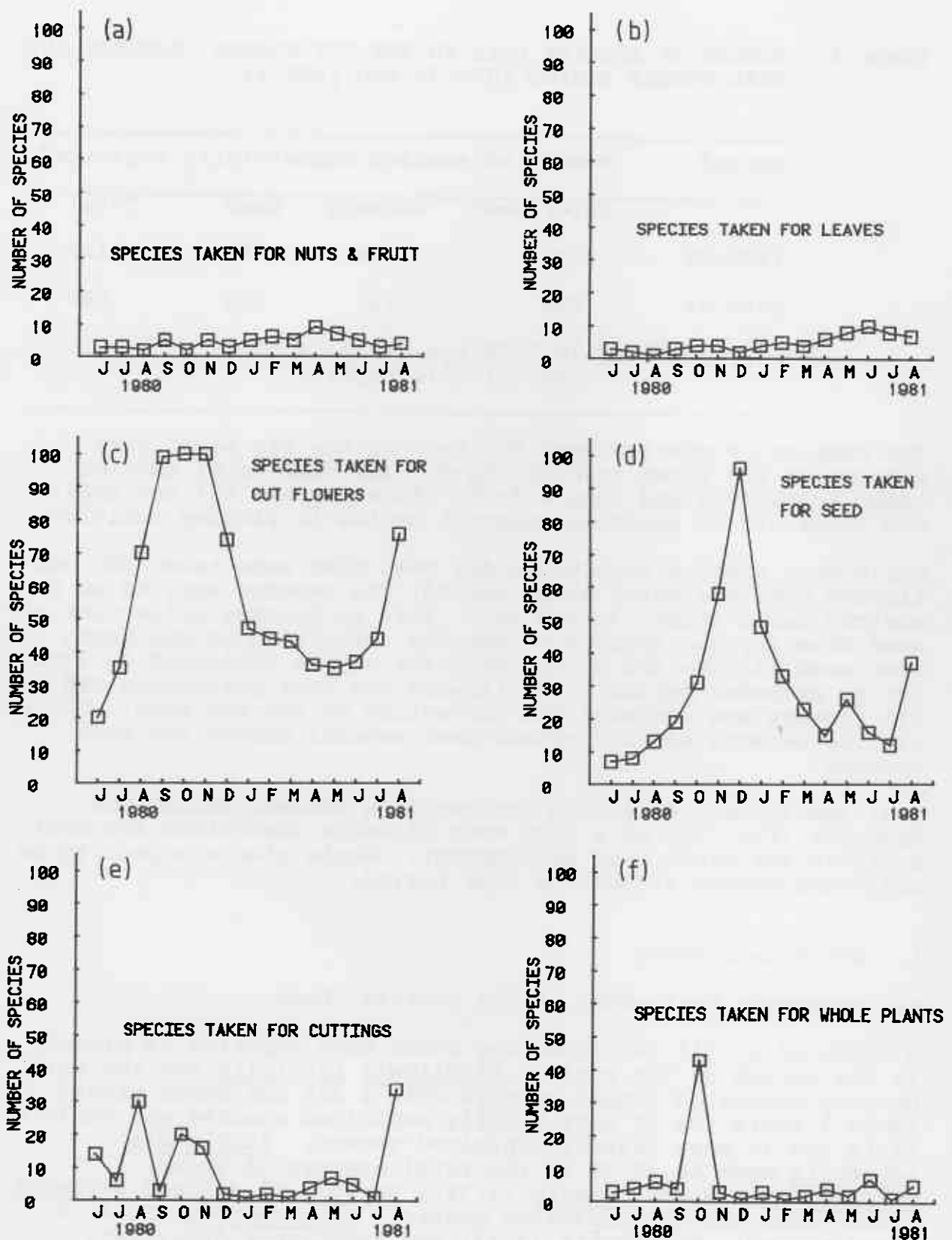


Fig. 9. Number of species exploited in each of the major plant part categories : (a) nuts and fruit, (b) leaves, (c) cut flowers, (d) seed, (e) cuttings, (f) whole plants

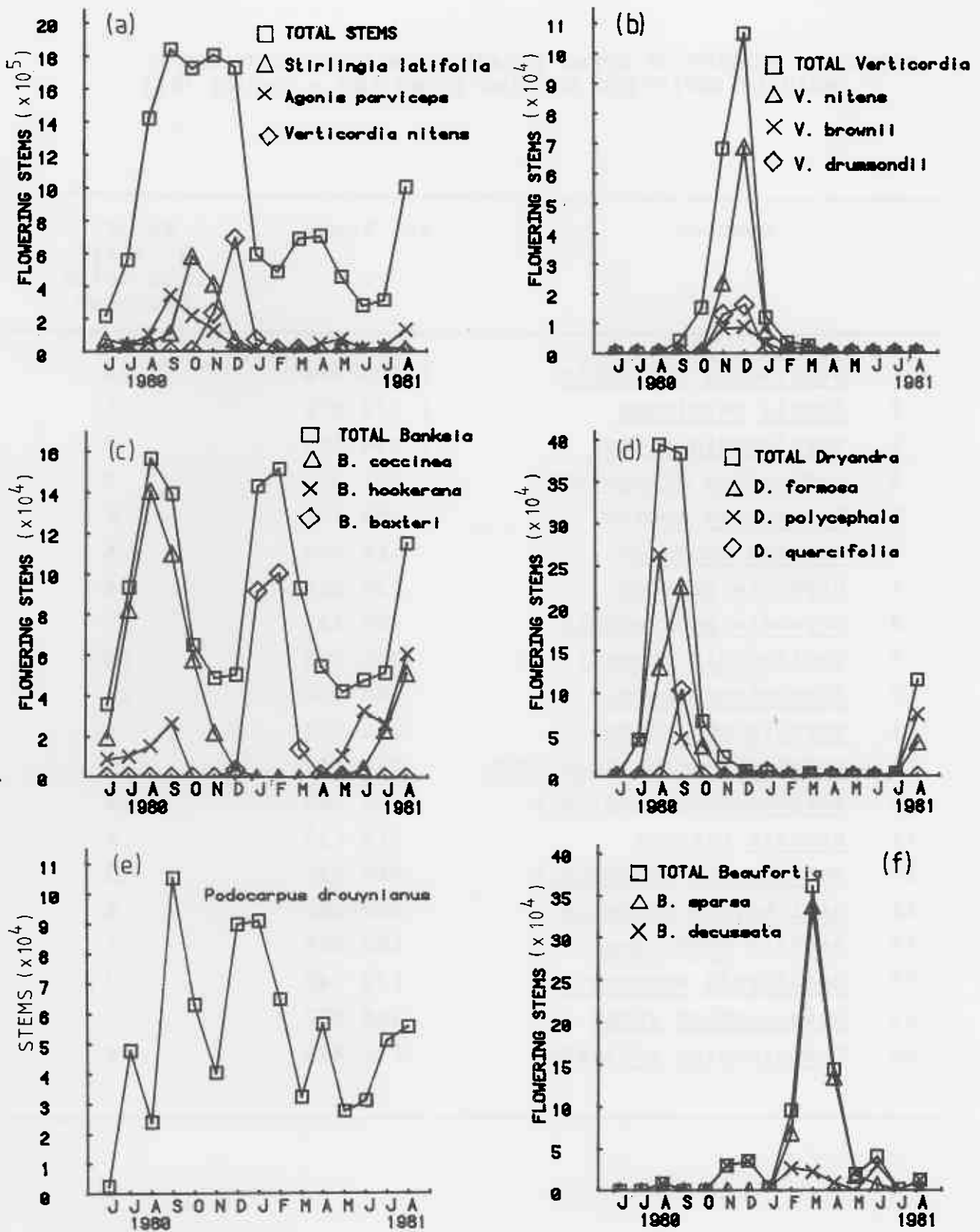


Fig. 10. Number of stems taken for cut flowers from the most heavily exploited taxa: (a) *Stirlingia latifolia*, *Agonis parviceps*, *Verticordia nitens*, (b) *Verticordia*, (c) *Banksia*, (d) *Dryandra*; (e) *Podocarpus drouyniana*, (f) *Beaufortia*. The total number of stems for all species is in (a).

TABLE 3. NUMBER OF STEMS PICKED FROM THE TWENTY MOST HEAVILY EXPLOITED SPECIES (JUNE '80 - AUGUST '81)

	Species	No. Stems	No. of 1° x 1½° Grid Cells Occupied
1	<u>Stirlingia latifolia</u>	1 425 184	12
2	<u>Agonis parviceps</u>	1 172 976	5
3	<u>Verticordia nitens</u>	1 044 566	3
4	<u>Podocarpus drouyniana</u>	781 222	7
5	<u>Beaufortia sparsa</u>	566 611	6
6	<u>Banksia coccinea</u>	516 455	5
7	<u>Dryandra formosa</u>	438 119	4
8	<u>Dryandra polycephala</u>	428 443	2
9	<u>Verticordia brownii</u>	291 228	13
10	<u>Adenanthos obovata</u>	280 130	11
11	<u>Boronia megastigma</u>	272 120	4
12	<u>Anigozanthos pulcherrimus</u>	266 542	5
13	<u>Anigozanthos manglesii</u>	231 520	14
14	<u>Banksia baxteri</u>	212 133	5
15	<u>Verticordia drummondii</u>	210 637	13
16	<u>Helichrysum cordatum</u>	208 200	6
17	<u>Banksia hookerana</u>	192 569	1
18	<u>Beaufortia decussata</u>	179 749	3
19	<u>Anigozanthos rufus</u>	158 097	7
20	<u>Chamelaucium uncinatum</u>	131 839	6

TABLE 4. NUMBER OF STEMS PICKED FROM THE TEN MOST HEAVILY EXPLOITED GENERA (JUNE '80 - AUGUST '81)

Genera		No. Stems
1	<u>Verticordia</u>	2 126 394
2	<u>Stirlingia</u>	1 425 184
3	<u>Agonis</u>	1 344 962
4	<u>Banksia</u>	1 292 104
5	<u>Dryandra</u>	1 049 042
6	<u>Podocarpus</u>	781 222
7	<u>Beaufortia</u>	751 310
8	<u>Anigozanthos</u>	712 785
9	<u>Adenanthos</u>	417 649
10	<u>Conospermum</u>	330 144
% of TOTAL		74.1

4.9 million stems*) were taken for the perfume industry. Some 17 420 Boronia heterophylla stems were taken for cut flowers. Boronia stems accounted for 2.2% of the total number of stems taken for the cut flower trade. The need for special management of Boronia is discussed in Section V below.

The seasonal variations in the total number of flowering stems picked of 25 important species and 12 important genera are shown in Figs. 10a-f and 11 a-f. There is a distinct peak in picking activity from August to December (Fig. 10a). Most of the curves in Figs. 10a-f and 11a-f show peaks in the period from August to December.

The flowering seasons for some species do not fall within this range, including Banksia baxteri (Fig. 10c), Beaufortia sparsa (Fig. 10f), Adenanthos obovata (Fig. 11b) and Leptospermum spp. (Fig. 11f). Podocarpus drouyniana (Fig. 10e) is picked for its foliage for use as backing material and consequently there is no clear seasonal cycle in the exploitation of this species.

A total of 457 000 leaves were picked during the study period, excluding Podocarpus drouyniana. About 75% of these leaves were taken from Banksia speciosa and Banksia grandis. There is no obvious seasonal peak in picking of leaves (Fig. 12a).

*This figure was derived by assuming that (i) blossoms account for 5% of the weight of an average stem and (ii) a bunch of 10 Boronia megastigma stems weighs 0.25 kgs.

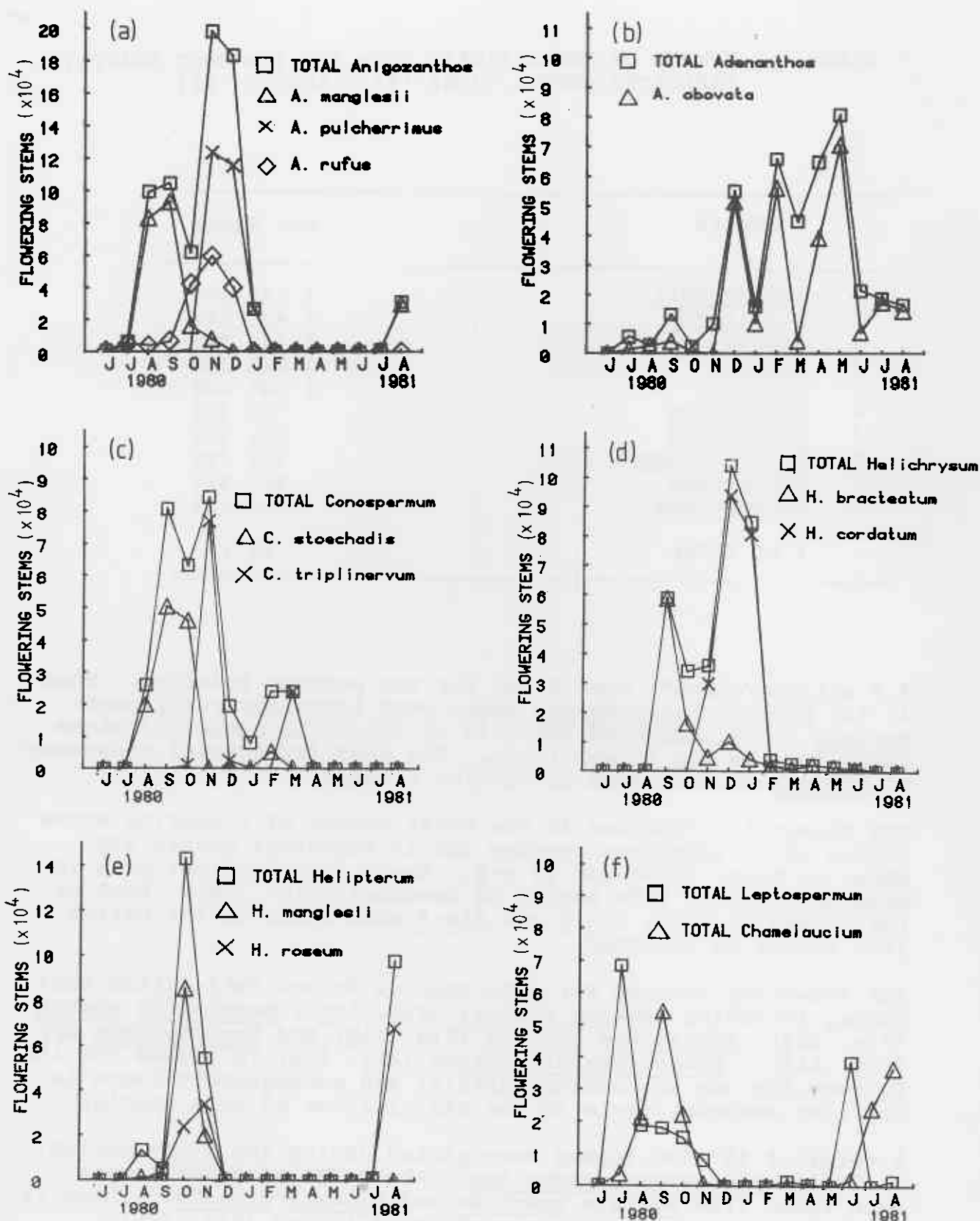


Fig. 11. The number of stems taken for cut flowers during 1980/81 from (a) *Anigozanthos*, (b) *Adenanthos*, (c) *Conospermum*, (d) *Helichrysum*, (e) *Helipterum*, (f) *Leptospermum* and *Chamelaucium*.

About 118 000 fruits and nuts were picked in the study period for use in dry flower arrangements. The majority of these were taken from Banksia menziesii (24.5% of the total) and Eucalyptus pyriformis (23%). There is no seasonal pattern in the collection of fruits and nuts (Fig. 12b) but collection of individual species may be highly seasonal (eg. Eucalyptus pyriformis, Fig. 12d).

b) Geographic Evaluation of the Pickers' Data

There were about twice as many pickers operating on Crown land than on private land during June 1980-August 1981 (Fig. 13). Half of all stems were taken from Crown land (Table 5). This is in direct contrast to Hewett (1975) who contended that in the Western Australian Wildflower Industry '... most flowers are picked on private land...'. The number of pickers who have submitted returns from private and Crown land was at a maximum from August to December, the period when a large proportion of Western Australia's economically viable wildflower species are in flower.

There were two main picking areas in the State, one north of the Perth metropolitan area (31.8% of all stems picked) and the other around Mount Barker (36.5%). This result (Fig. 14a) corroborates the predictions of Rye et al.'s (1980) isoflor maps.

A greater number of species are taken from the Perth picking district than elsewhere in the State (Fig. 14b), even though the Mount Barker area is more species rich (George et al. 1979; Hopper 1979a). The number of species exploited in the Perth area reflects the large number of part-time pickers operating from Perth who pick without orders or directions from wholesalers.

Some picking was done in the Gascoyne district north and east of Carnarvon, in the eastern Goldfields north of Kalgoorlie, and near Esperance and Ravensthorpe, but the majority of flowering stems were taken in the south-west corner (Fig. 14a). No flowering stems were taken from the Kimberley, deserts or from the wheatbelt east and south of Perth.

Stirlingia latifolia, the most heavily exploited species, is collected north of Perth with some minor picking areas near Busselton and Albany (Appendix VI). Verticordia brownii has been reported by pickers from only a fraction of its distribution range (Rye et al. 1980) but 51% of the stems cut for this species were recorded without a grid reference. Verticordia drummondii and Anigozanthos manglesii were taken mainly around Perth (Appendix VI) though both species have a far wider distribution (Rye et al. 1980). The amounts supplied probably meet market requirements and the concentration of activity near Perth reflects the need to reduce transport costs.

Relatively minor volumes of some species were collected by pickers well outside the known distribution ranges of these species. These include Anigozanthos pulcherrimus (less than 0.1% from Busselton, grid map number 2004), Banksia baxteri (0.1%

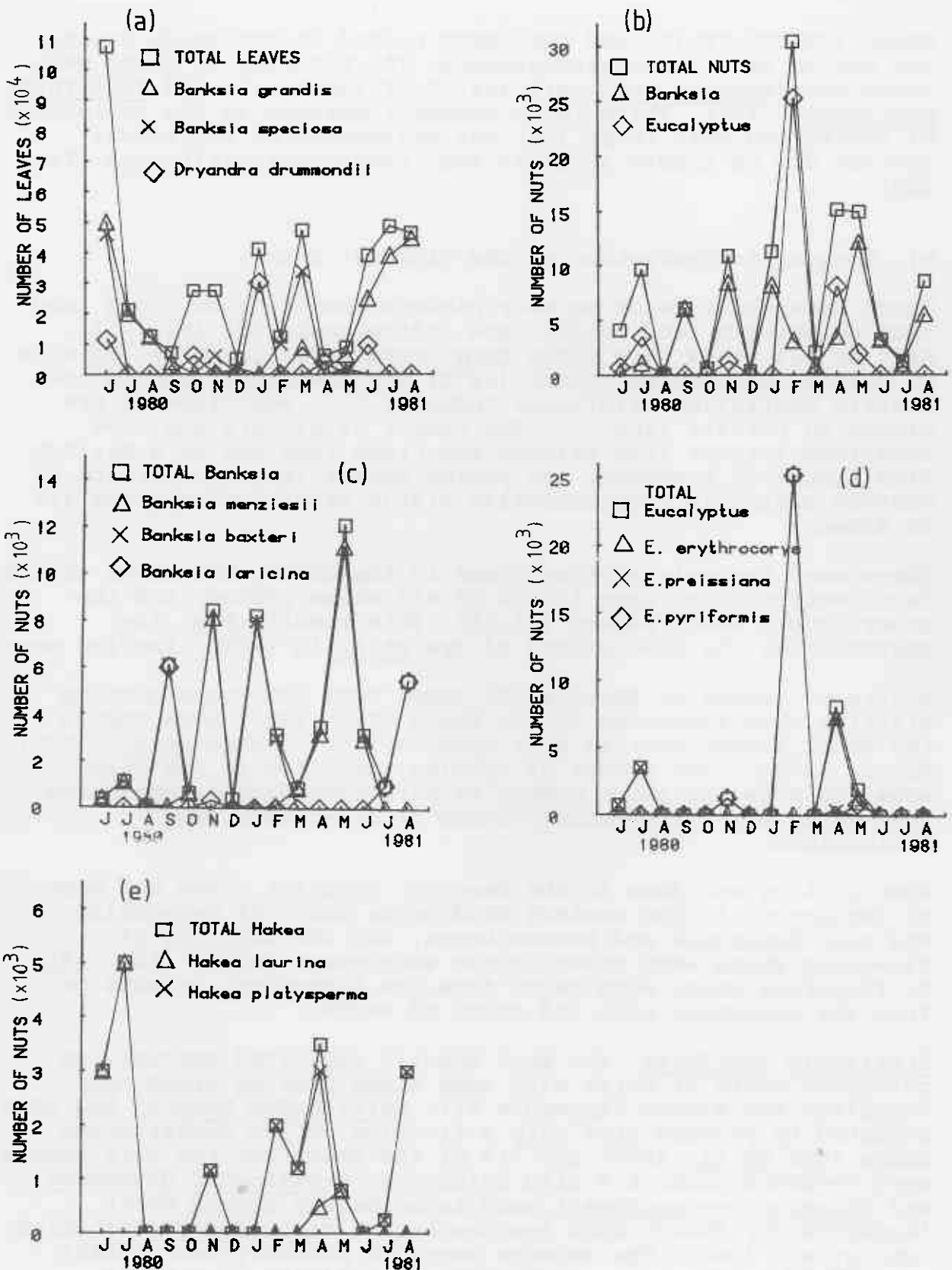


Fig. 12 (a) Total number of leaves taken, (b) total number of nuts taken; number of nuts taken from (c) Banksia, (d) Eucalyptus, (e) Hakea

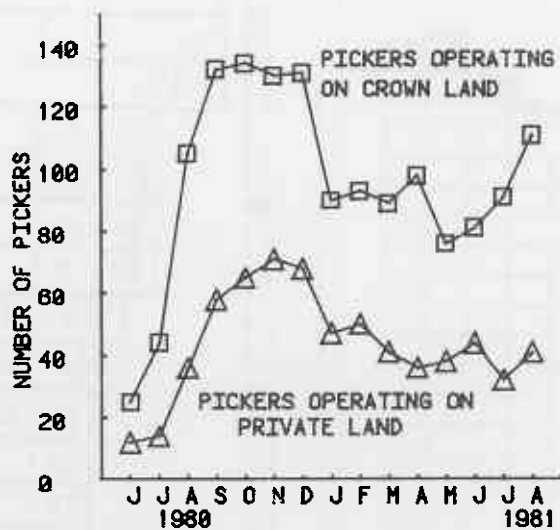


Fig. 13. The number of pickers operating each month on Crown and private land.

Table 5: NUMBER OF STEMS PICKED FROM CROWN AND PRIVATE LAND (JUNE '80 - AUGUST '81)

Month	Crown Land		%	Private Land		%
	Number			Number		
JUN '80	168	483	77.4	49	196	22.6
JUL '80	351	015	63.2	204	389	36.8
AUG '80	562	544	39.6	858	021	60.4
SEP '80	778	934	42.4	1 058	175	57.6
OCT '80	984	277	57.1	739	500	42.9
NOV '80	780	727	43.3	1 022	337	56.7
DEC '80	733	307	42.4	996	191	57.6
JAN '81	287	463	48.7	302	810	51.3
FEB '81	316	335	65.2	168	841	34.8
MAR '81	224	582	32.6	464	320	67.4
APR '81	559	826	79.5	144	358	20.5
MAY '81	351	816	77.1	104	495	22.9
JUN '81	120	098	42.6	161	850	57.4
JUL '81	135	174	42.8	180	652	57.2
AUG '81	476	123	47.4	528	355	52.6
TOTAL	6 830	704	49.4	6 983	463	50.6

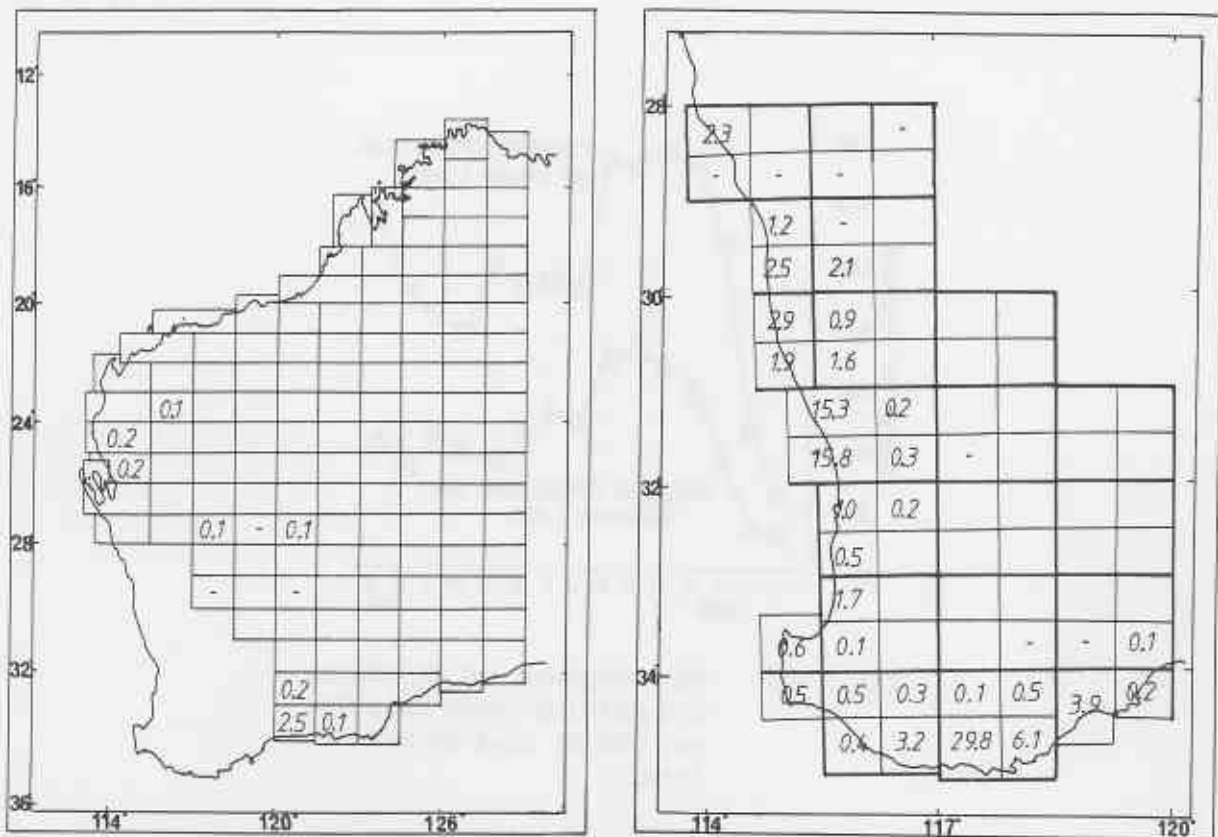


Fig. 14. (a) Percent of the total number of flowering stems taken from each map grid cell.

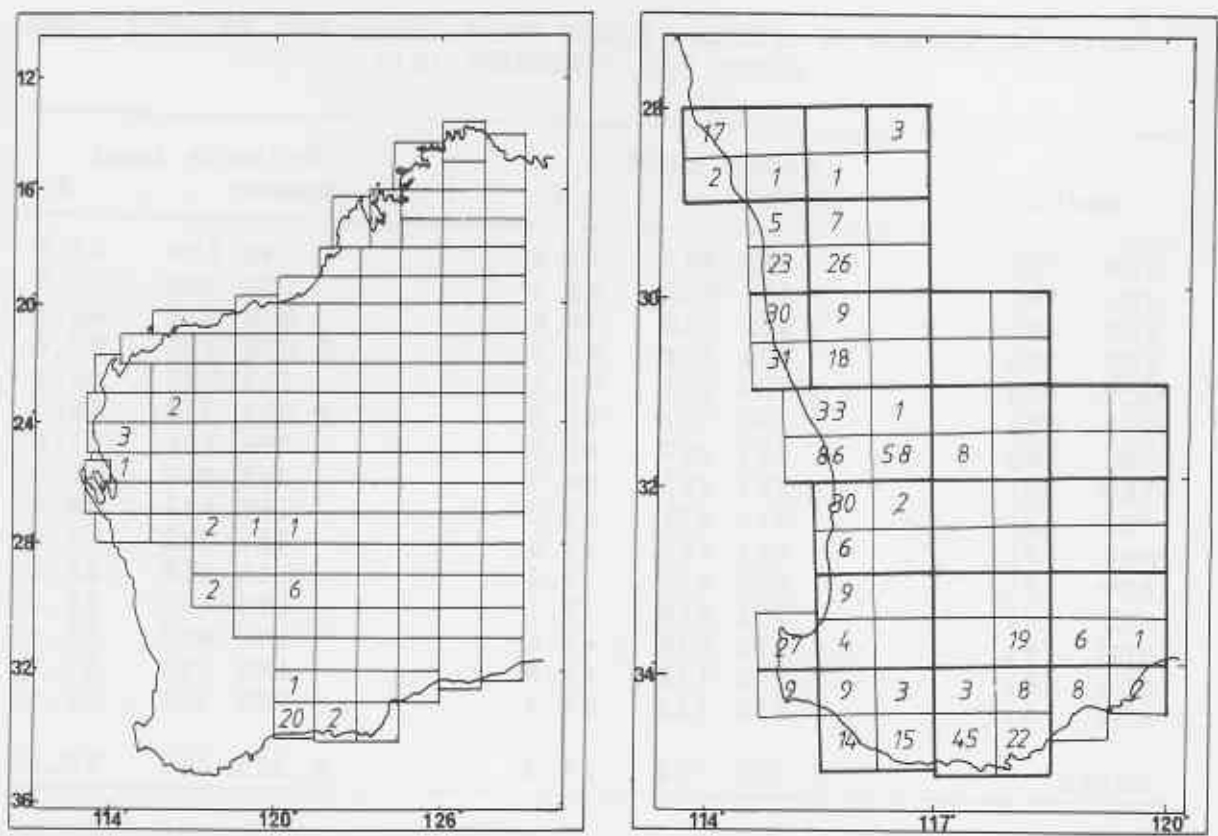


Fig. 14. (b) Number of species taken for flowering stems from each map grid cell.

from Perth, 1811 and 1814), Banksia hookerana (0.2% from Perth, 1811, 1813, 1814), and Anigozanthos rufus (5.8% from Perth, 1813, 1814). These disjunct distribution records have resulted from commercial farming of these relatively profitable species. 98.8% of stems of Helipterum roseum were taken from outside the natural distribution range of the species. All of this production is from commercial farms.

Figs. 15a, b show that 65.6% of all leaves were picked in the Mount Barker area and a further 19.7% were picked in the Esperance-Ravensthorpe area. This reflects to some extent the geographic distribution of Banksia grandis and Banksia speciosa (Rye et al. 1980), the two species most heavily exploited for leaves. Banksia grandis has a much wider distribution range than that shown to be exploited by pickers.

The majority of fruits and nuts used in the cut flower trade were collected near Carnamah (31.7% of the total number), Perth (15.6%) and Ravensthorpe (12.5%) (Figs. 16a, b). Relatively few species were exploited. The three most important genera were Banksia, Eucalyptus and Hakea. The volume of this material is insignificant when compared to the amount of flowering stems taken (Appendix I).

2. Seed Trade

a) Taxonomic Evaluation of the Pickers' Data

A total of 2614 kgs of seed was reported to have been collected over the period of the study, mostly from species of Acacia (20.0% of the total weight), Banksia (16.1%), Eucalyptus (8.2%) and Kennedia (9.0%). Figs. 17a-e show the seasonal variation in the weight of seed collected, together with curves for the eight most important genera. Curves for individual species are not shown because exploitation of most species was restricted to one or two months. The peak picking season occurs from November to January, immediately following the peak season in cut flower picking.

b) Geographic Evaluation of the Pickers' Data

About 80% of all seed was taken from Crown land during the study period (Table 6). A total of 26.5% of seed was collected from areas outside the South-West (Fig. 18a). Seeds were collected over a much larger area than were flowering stems. Significant volumes were taken from the Kimberley, the Pilbara, the Murchison and the Eastern Goldfields north of Kalgoorlie.

Numbers of species are more indicative of picking activity in the seed trade because of the vast differences in seed weights between species. The most important seed collection areas in the South-West were at Perth (71 species, grid map number 1814), Mount Barker (64 species, 2123) and the coastal districts north and south of Perth (Fig. 18b).

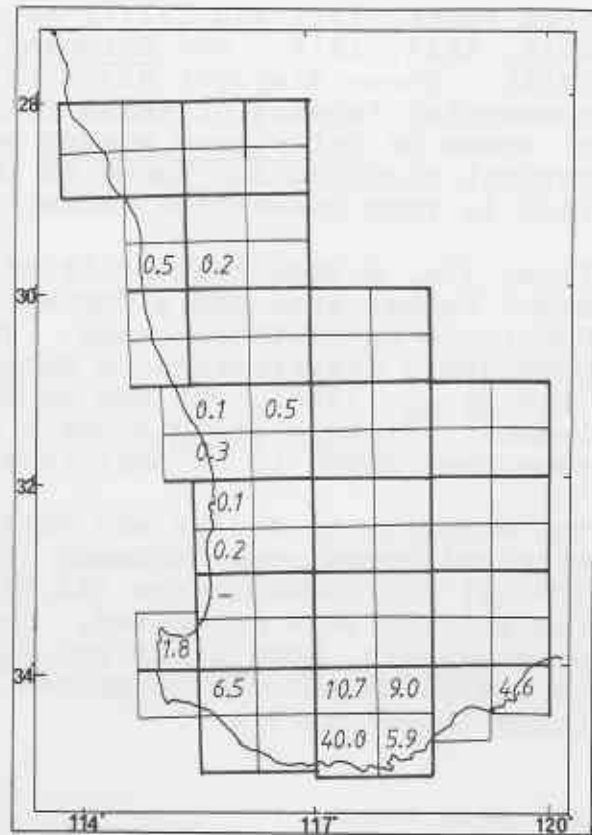
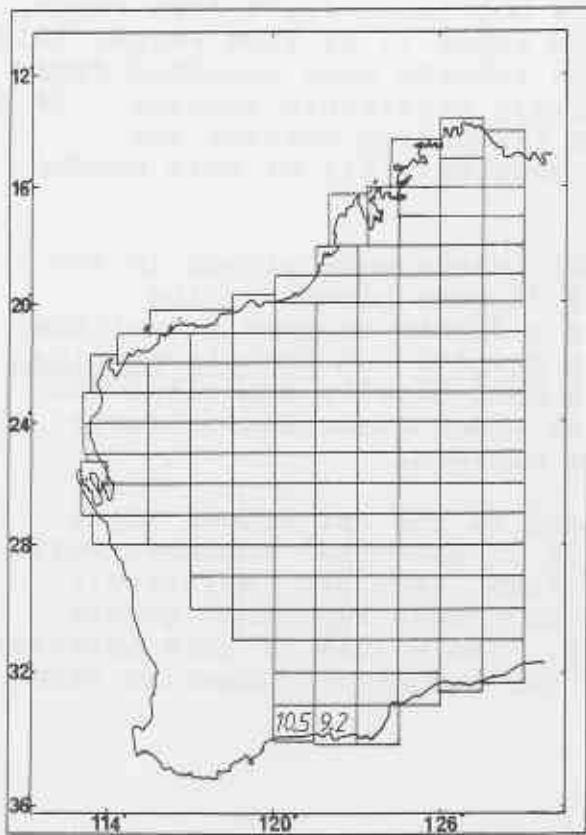


Fig. 15. (a) Percent of the total number of leaves taken from each map grid cell.

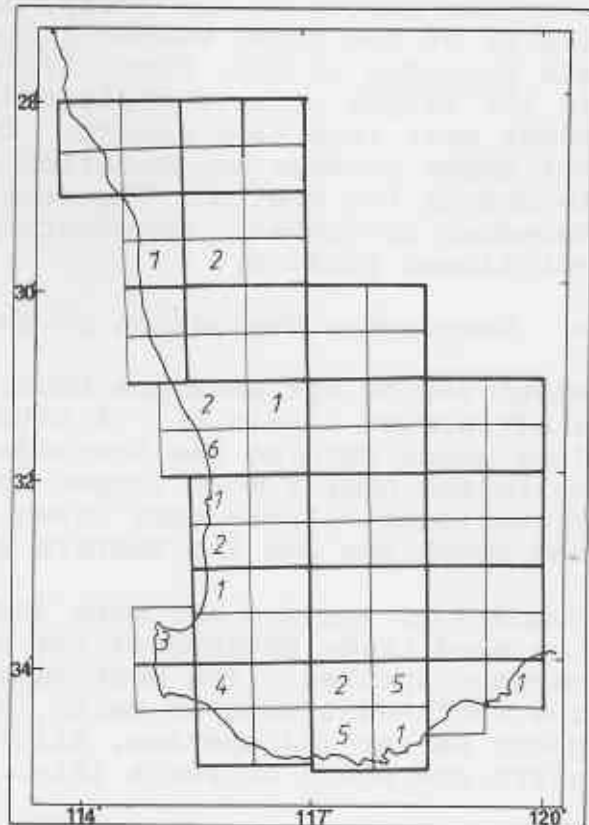
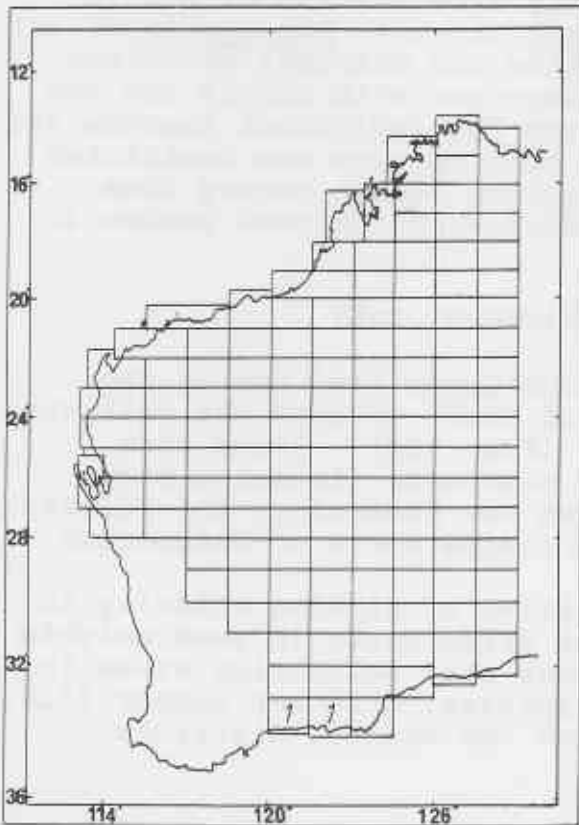


Fig. 15. (b) Number of species taken for leaves from each map grid cell.

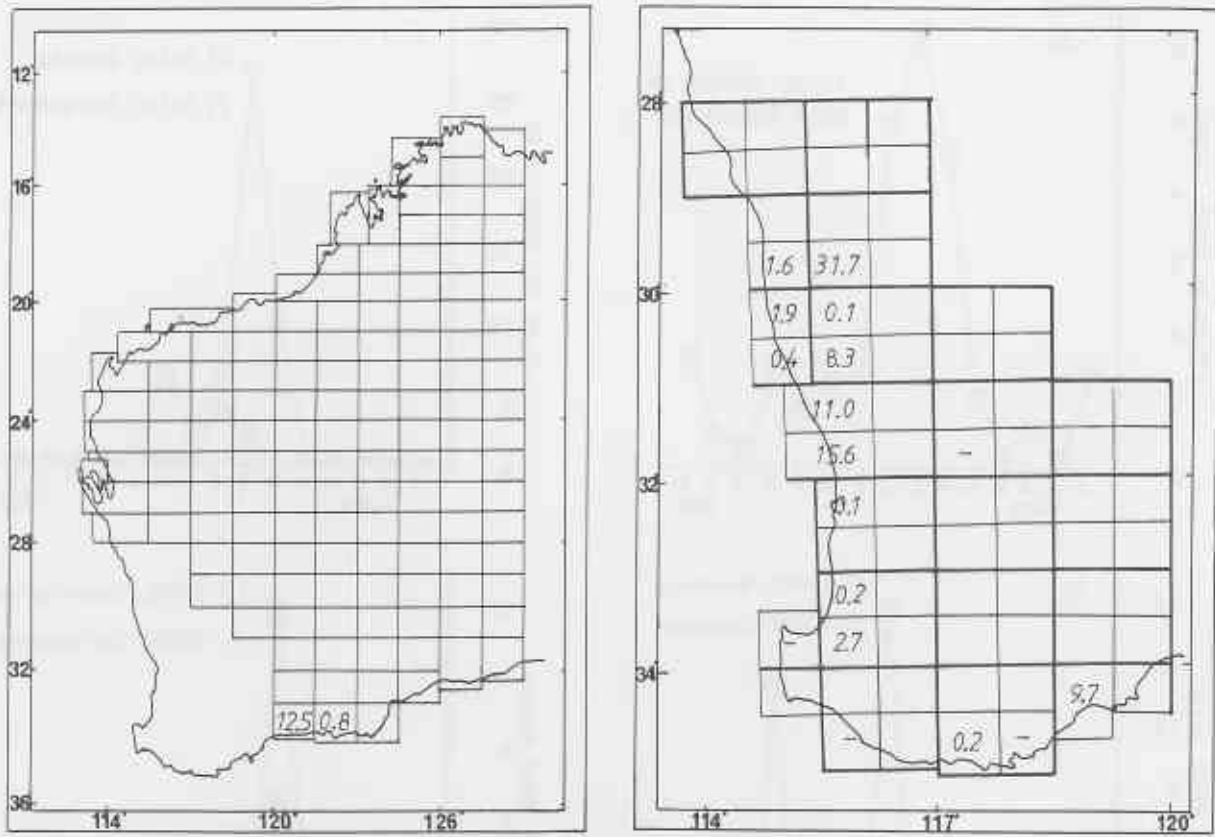


Fig. 16. (a) Percent of the total number of nuts and fruit taken from each map grid cell.

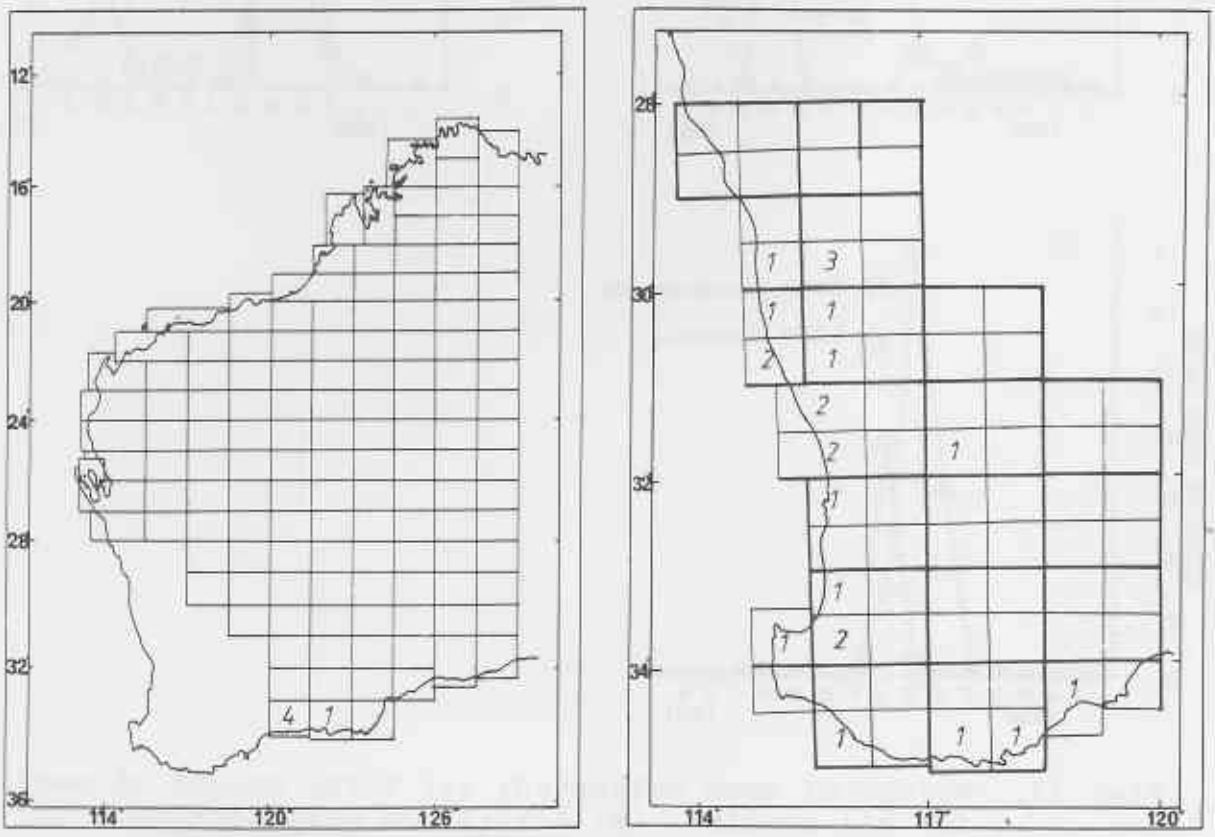


Fig. 16. (b) Number of species taken for nuts and fruit from each map grid cell.

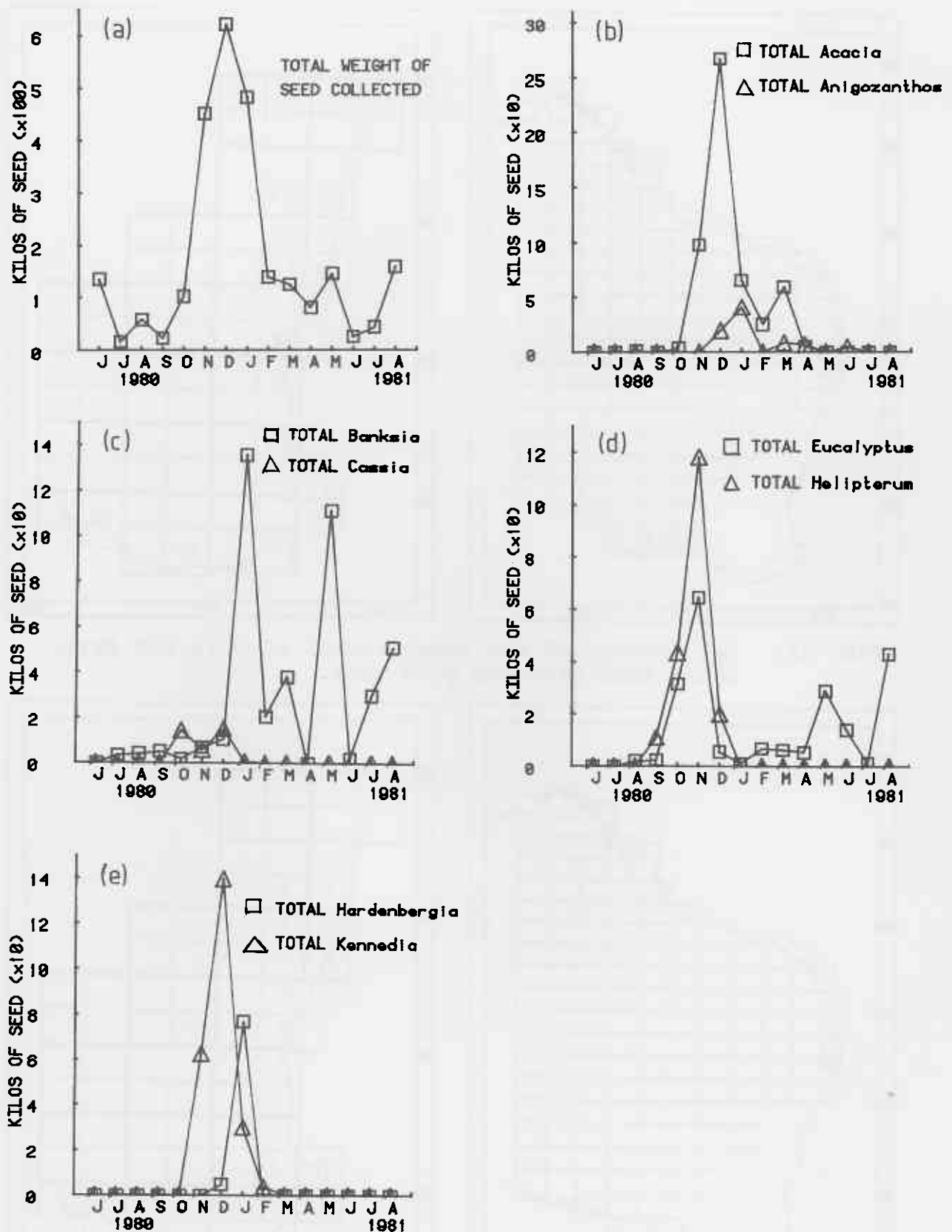


Fig. 17. Weight of seed collected; (a) total weight of seed for all species, (b) Acacia and Anigozanthos, (c) Banksia and Cassia, (d) Eucalyptus and Helipterum, (e) Hardenbergia and Kennedia.

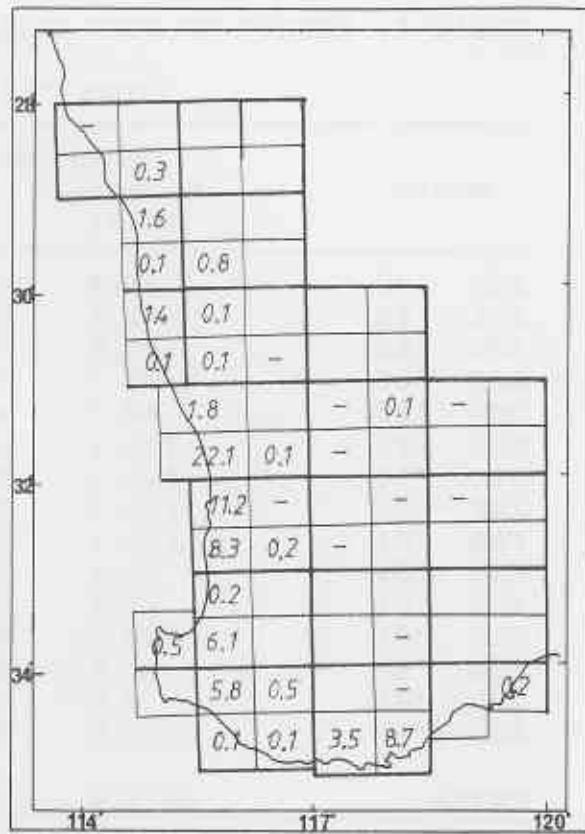
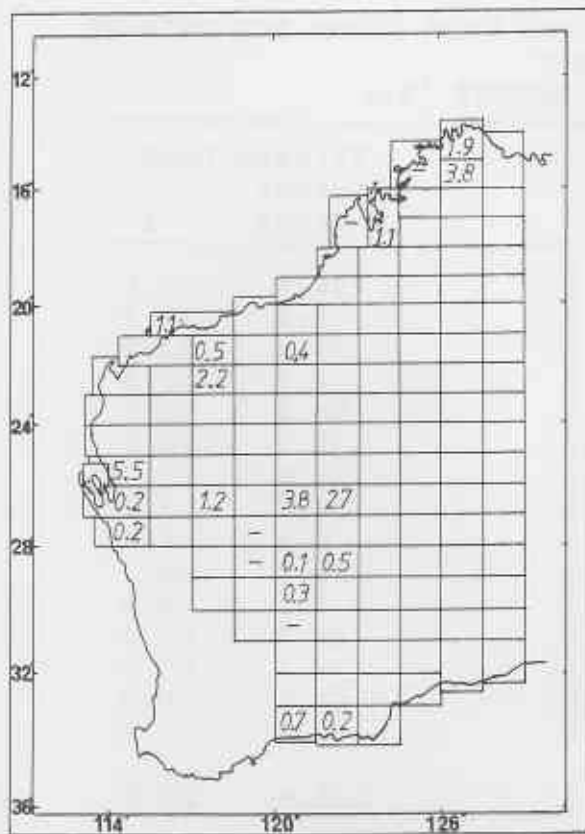


Fig. 18. (a) Percent of the total weight of seed collected from each map grid cell.

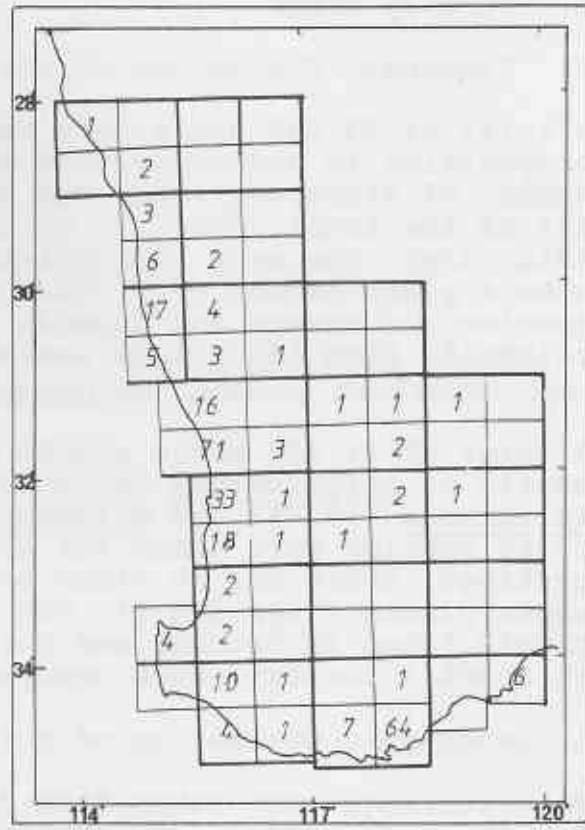
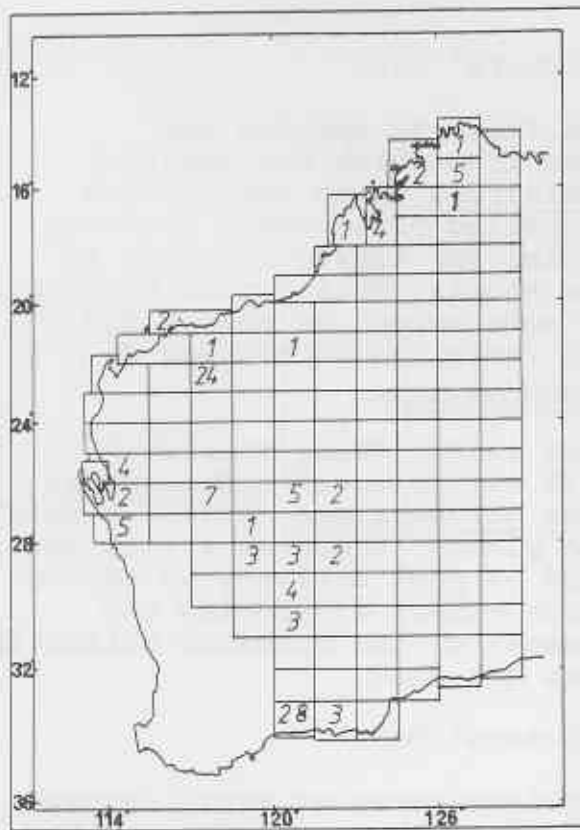


Fig. 18. (b) Number of species taken for seed from each map grid cell.

Table 6: WEIGHT OF SEED COLLECTED FROM CROWN AND PRIVATE LAND
(JUNE '80 - AUGUST '81)

Month	Crown Land		Private Land	
	Weight (Kgs)	%	Weight (Kgs)	%
JUN '80	94.4	69.9	40.6	30.1
JUL '80	11.4	68.3	5.3	31.7
AUG '80	44.8	77.2	13.2	22.8
SEP '80	18.7	79.8	4.7	20.2
OCT '80	48.7	46.9	55.2	53.1
NOV '80	313.2	69.4	138.1	30.6
DEC '80	499.9	80.3	122.6	19.7
JAN '81	446.9	92.8	34.7	7.2
FEB '81	132.9	95.6	6.1	4.4
MAR '81	99.5	79.3	26.0	20.7
APR '81	73.9	91.2	7.1	8.8
MAY '81	120.2	82.6	25.3	17.4
JUN '81	21.5	84.1	4.1	15.9
JUL '81	0.0	0.0	44.1	100
AUG '81	152.0	94.8	8.5	5.2
TOTAL	2078.0	79.5	535.6	20.5

3. Nursery Trade

a) Taxonomic Evaluation of the Pickers' Data

A total of 24 000 stems were taken from 112 species for propagation in nurseries. The genus from which the greatest number of stems was taken was Verticordia which contributed 11% of the total. There is no one period of seasonal activity (Fig. 19a). The most appropriate time for taking cuttings is when a plant begins to produce new shoots. This varies between species and genera and depends to some extent on season and rainfall. Figs 19b,c show seasonal variation in picking of four important genera, including Verticordia.

A total of 61 188 whole plants were taken. These consisted mostly of Anigozanthos rufus (27.7% of the total), Macropidia fuliginosa (14.0%) and Anigozanthos pulcherrimus (9.3%). A total of 65 species were taken for whole plants (Appendix I). As for cuttings, there was no clear period of peak activity in taking whole plants (Figs 19d-f). The large number of species and plants taken in October was the result of one operator collecting to stock a nursery. Such occurrences are rare.

b) Geographic Evaluation of the Pickers' Data

Most cuttings were taken from districts north of Perth, except for the relatively heavy exploitation of three species in the area around Ravensthorpe (Figs 20a,b). A few species were taken from the Kimberley and Murchison districts but they contributed relatively little to the total volume of cuttings. In contrast

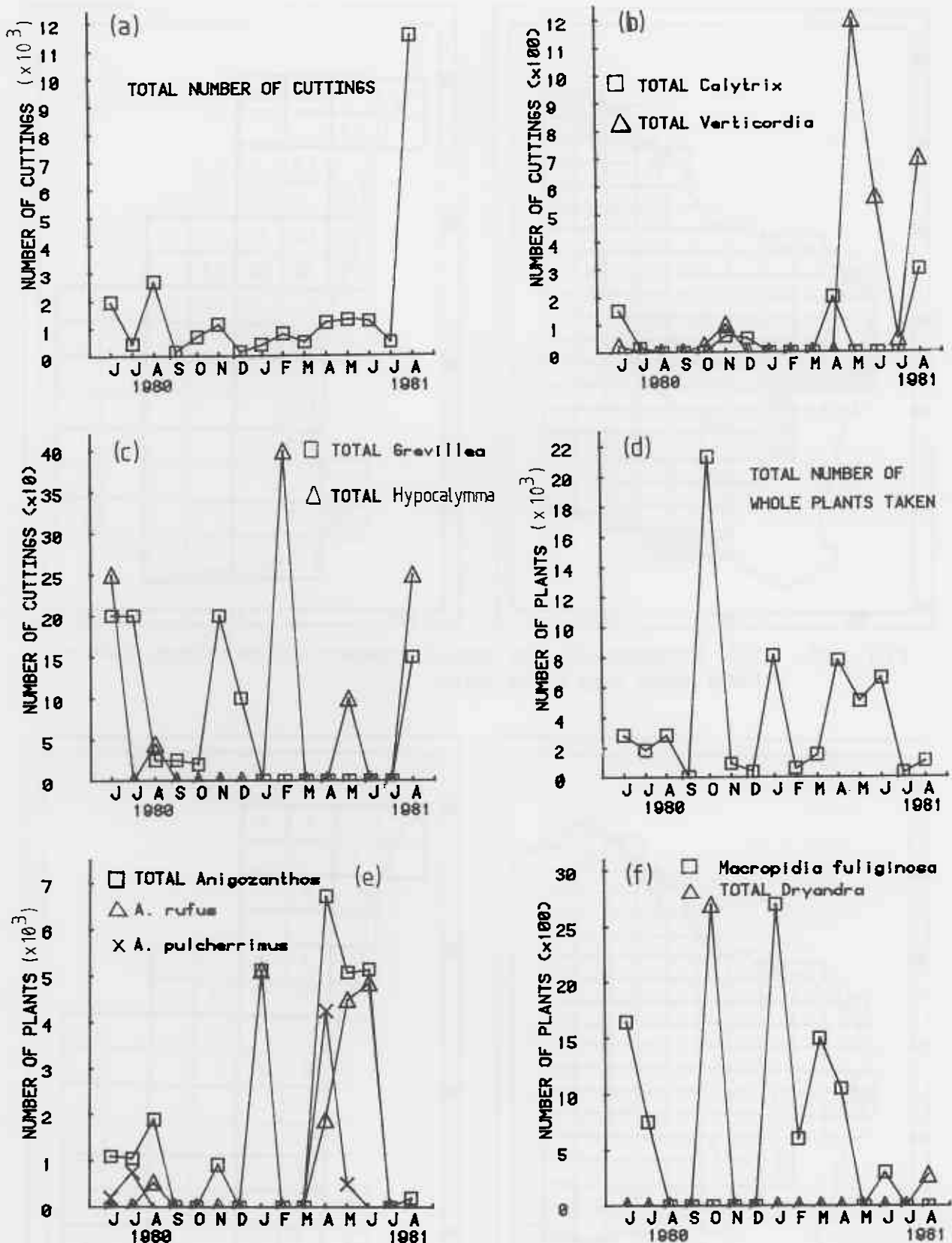


Fig. 19. (a) Total number of cuttings taken, (b) *Calytrix* and *Verticordia*, (c) *Grevillea*; (d) Total number of whole plants taken, (e) *Anigozanthos*, (f) *Macropidia fuliginosa* and *Dryandra*

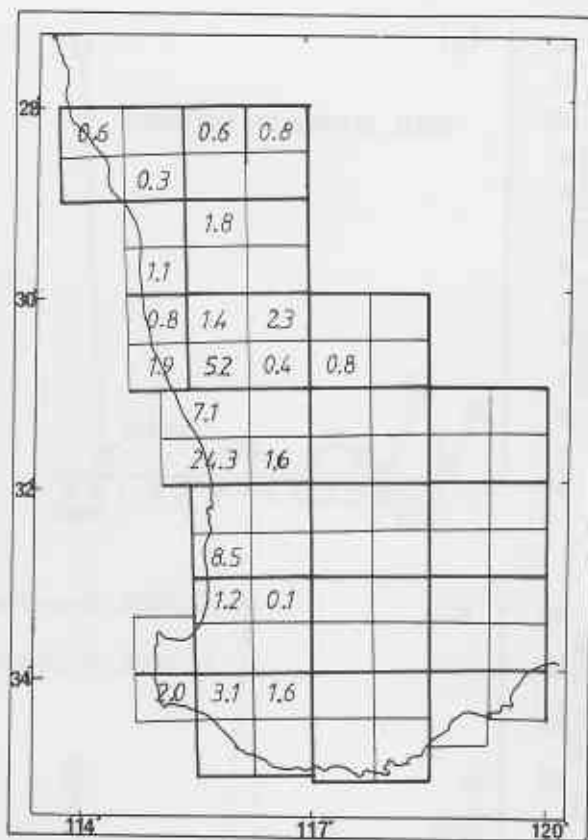
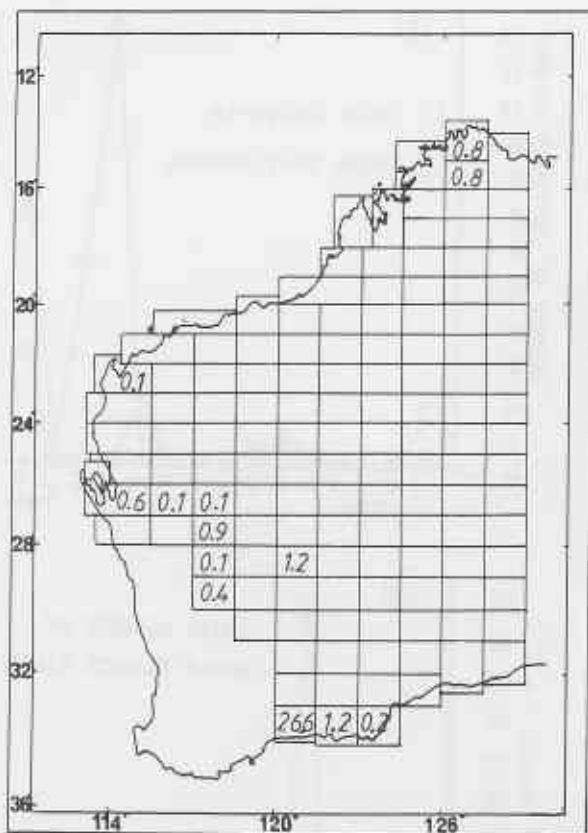


Fig. 20. (a) Percent of the total number of cuttings taken from each map grid cell.

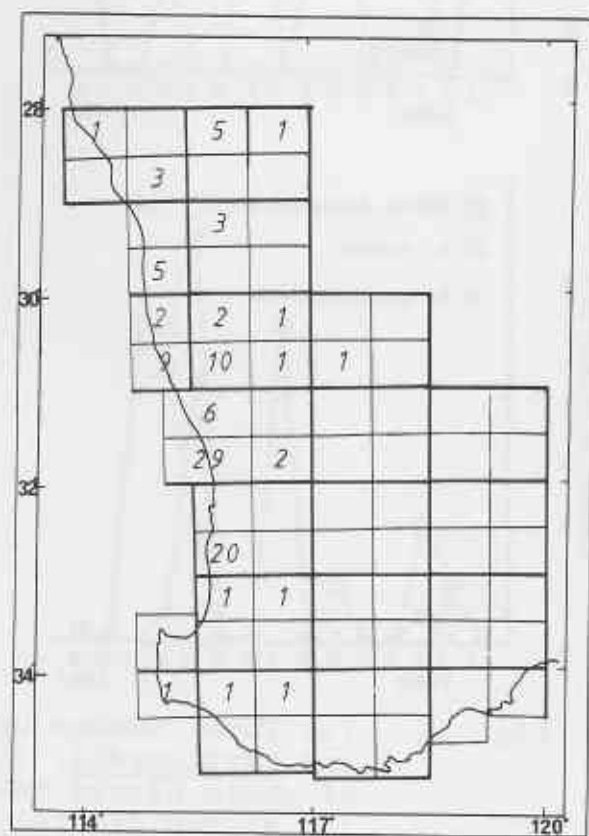
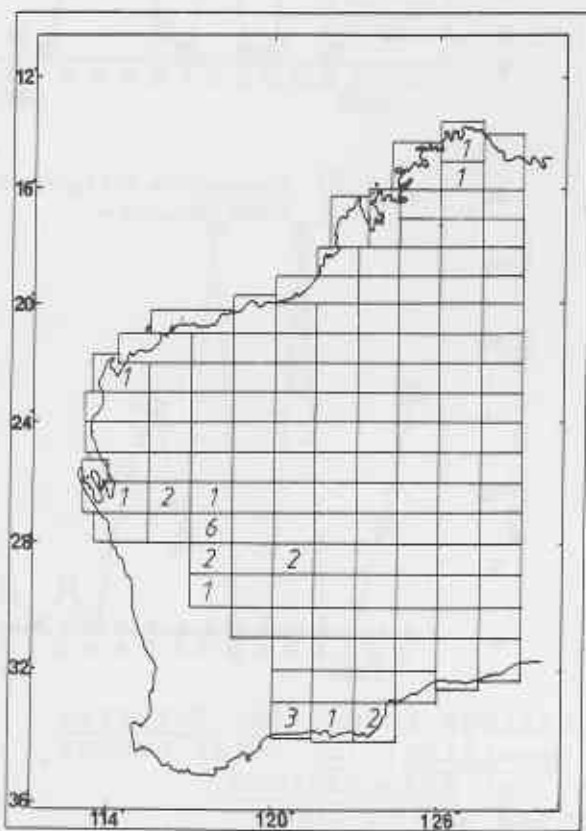


Fig. 20. (b) Number of species taken for cuttings from each map grid cell.

to all other parts of native plants taken, no cuttings were taken from the Mount Barker district, but this is balanced by the exploitation of whole plants in this area. Whole plants were taken mostly from the Mount Barker area (37% of the total number, grid map number 2124) (Figs. 21a,b). This result was due to the activity of one operator mentioned above. Other collection areas of importance include Ravensthorpe, Moora-Jurien Bay and the coastal area north of Perth.

SUMMARY

The major cut flower picking areas were around Perth and Mount Barker during June 1980 to August 1981. The picking season extended from August to December though lesser activity was year round. The seed trade picking areas were more widespread but were also centered around Perth and Mount Barker. The peak collecting season was from November to January. Whole plants and cuttings were not taken in any specific season or area. They constituted an insignificant proportion of the total volumes of plant material taken.

There were no major wildflower picking areas for any plant category in the deserts between the Kimberley and the Pilbara, and between the Pilbara and the Murchison. Likewise, there were no major picking areas in the agricultural districts west and south of Perth.

IV ECONOMICS AND STRUCTURE OF THE WILDFLOWER INDUSTRY

The specific questions addressed by this section of the report are to determine:

1. the value of the industry to the State and the economics of plant taxa exploited by the industry;
2. the number and characteristics of firms in different sections of the industry;
3. trade associations, trade practices and standards.

METHODS

An estimate of the industry value was obtained from the pickers' data base for the period July 1980 to June 1981. The information supplied by pickers was converted to the value of plants at the wholesale level.

A minimal estimate of the total industry value to pickers was made using the information supplied by pickers, adjusted for undisclosed information and material handled by small wholesalers. The level of undisclosed information was determined from the comparison of pickers' data and wholesalers' records from

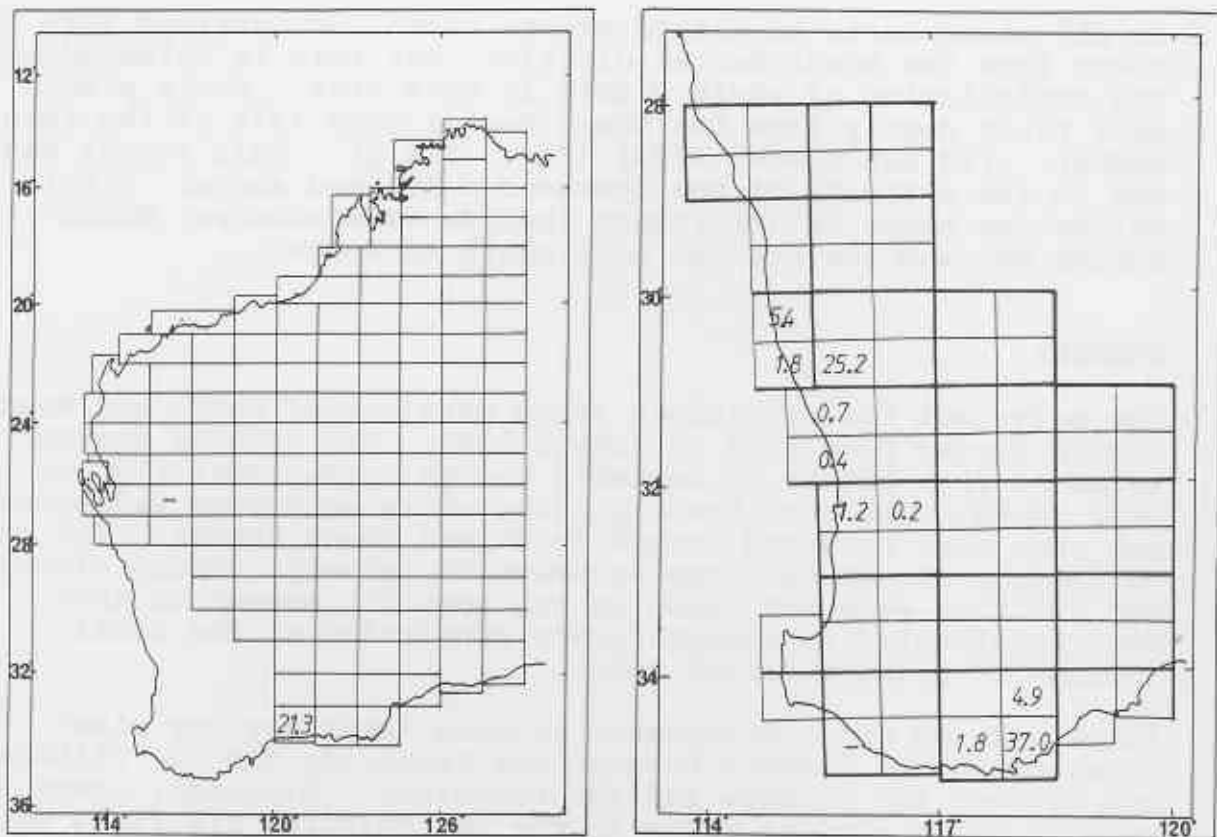


Fig. 21 (a) Percent of the total number of whole plants taken from each map grid cell.

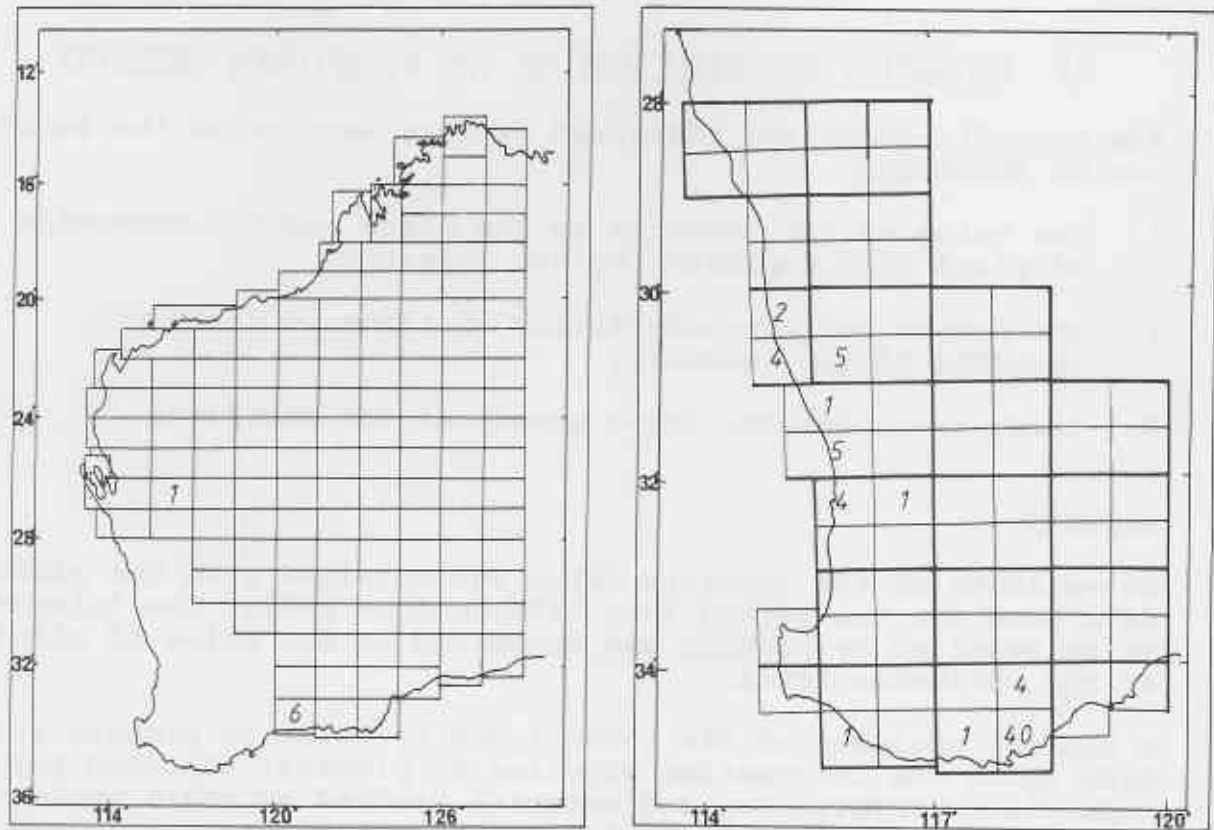


Fig. 21. (b) Number of species taken for whole plants from each map grid cell.

August 1981 outlined in Section II above. An estimate of the percent of material handled by smaller wholesalers was obtained from each of the major cut flower wholesale company managers. Wholesalers from the cut flower and seed trades provided price lists that enabled conversion of volumes of plant material into monetary values.

The structure of the industry and an outline of trade practices and standards were determined from interviews conducted with cut flower wholesale company managers and by a series of questions answered by company managers in both the cut flower and seed trades. The questions asked of cut flower company managers are listed in Table 7. Company managers were asked to give replies relating to the industry as a whole, not to their own companies specifically.

The replies to the questions in Table 7 were averaged over all companies. Any answers that differed markedly from the consensus of opinion were rejected and the averaged replies were used as a 'best guess' regarding industry structure.

Questions asked during personal interviews with company managers in the cut flower trade related to a range of subjects. These included the source of cut flowers, the ability of wholesalers to maintain records and supply information to the Department of Fisheries and Wildlife, possible changes to licencing arrangements, the use of trade and scientific names in the industry, protection of restricted or rare species, management of the industry, commercial farming of wildflowers, and incentives for pickers to complete accurate returns. The information from these interviews was used to outline trade associations, trade practices and standards.

The value added to material taken for use in the nursery trade is much greater than in either the seed or cut flower trades. Furthermore, there are far more nurseries in Western Australia than there are cut flower or seed wholesalers. However, determination of the contribution of the nursery trade native plant stock to the economy of the State was considered to be beyond the scope of this study. Total nursery sales data were available from the Australian Bureau of Statistics (ABS) for the period from 1973 to 1979.

Other information available from the ABS included Australian States' exports of cut flowers (1973-1979), Australian cut flower exports monthly trade (1978-1979) and the value of Australian exports of cut flowers (1975-1979) (Ragless, 1980).

The average number of days worked per month by wildflower pickers and the average earnings of pickers in the industry were calculated from the pickers' data base. Multiple returns were excluded from these calculations. The value of *Boronia* blossoms picked for the manufacture of perfume was calculated separately from other plant categories.

RESULTS AND DISCUSSION

The exploitation of native plants in Western Australia for cut

Table 7. QUESTIONNAIRE FOR CUT FLOWER COMPANY MANAGERS

-
1. Taking, for example, \$1 000 worth of cut flowers bought from pickers, what is the estimated resale value of this material sold as dry flowers?
 2. What percent of dry flowers are sold to markets:
 - a) locally
 - b) interstate
 - c) overseas?
 3. Is there any difference in the resale value of this material sold to different markets?
 4. Taking, for example, \$1 000 worth of cut flowers bought from pickers, what is the estimated resale value of this material sold as fresh flowers?
 5. What percent of fresh cut flowers are sold to markets:
 - a) locally
 - b) interstate
 - c) overseas?
 6. Is there any significant difference in the resale value of this material sold to different markets?
 7. What proportion of material bought from pickers is sold as dry flowers, and what proportion is sold as fresh flowers?
 8. What percent of the increased price over the \$1 000 paid to pickers in the example above is profit, and what percent is outgoing to labour and materials?
 9. How many people are employed in cut flower wholesale firms in the periods:
 - a) August - December
 - b) March - June?
-

flowers, seed and nurseries was worth \$5.2 m. at the wholesale level in the 1980/81 financial year. Sales of native plants by nurseries amounted to at least \$3 m. based on Australian Bureau of Statistics figures for 1978-1979. The sale of cut wild-flowers was worth \$1.5 m. and the sale of native plant seeds was worth \$0.7 m. based on industry value estimates made in this report. A breakdown of these figures is provided below.

There were a number of variables in the industry that contributed to a degree of uncertainty in the industry value estimate. The price paid by wholesalers for different species varies according to the supply of the species and the market demand in different years and at different times of the year. Some material in the industry is double handled. For example, Banksia cones are used for seed and for dry flower arrangements once the seed is extracted. A significant proportion of the plants picked are not handled by the major wholesalers, according to the five cut flower wholesalers and four seed wholesalers canvassed in this study. There are a number of smaller wholesalers and independent operators who sell direct to the local market or interstate. About 7% of cut flowers are sold to the local market and local retailers increase the wholesale price by about 60%. Lastly, figures provided by cut flower and seed wholesalers show that markup percentages over purchase price vary between species and that price variations between wholesalers in the seed trade is high compared to those in the cut flower trade.

1. Value of Wildflower Harvesting to Pickers

The value of Western Australian native plants to pickers was slightly less than \$1 m. Figs. 22a-d show the value to pickers of each of the four major categories of plant parts. Of the \$1 m. paid to pickers, \$546 000 were paid for cut flowers, \$336 000 were paid for seed and \$24 000 were paid for leaves and fruit. A total of \$40 000 was paid for Boronia spp. blossoms and sprays (Appendix I).

Pickers grossed about \$76 a day for each day worked (on average and before costs) and their average yearly earnings were \$6 570 (Fig. 22e). The time spent by pickers was highly variable between individuals and between seasons (Fig. 22f; Section II above). Pickers worked on average 7 days per month. Disposable income will have depended on the species picked, travelling and associated costs, and spatial and annual variation in flower production by different species.

2. Calculations of Industry Value at the Wholesale Level

a) Cut Flower Trade

The turnover in the cut flower trade in the 1980-81 financial year was \$1.5 m. at the wholesale level.

Pickers collected \$577 000 worth of plants for the cut flower trade in 1980-81. The estimate of the level of undisclosed information for the value of stems picked was 12% (Section II, Table 1). Pickers underestimated the value of stems picked because some units were uninterpretable, and because some pickers have remained unlicensed and undetected because of the

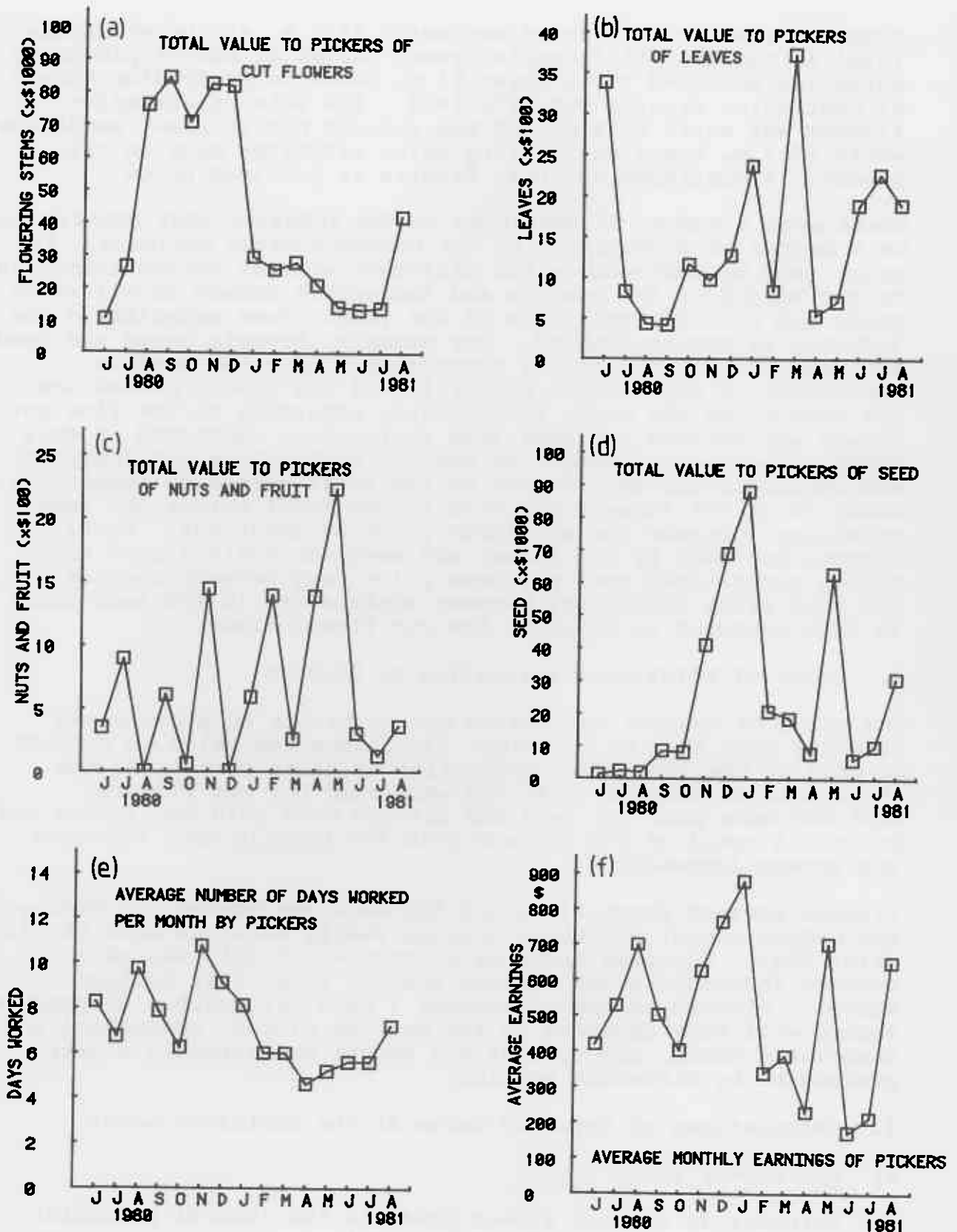


Fig. 22. Value of wildflower harvesting to pickers (a) cut flowers, (b) leaves, (c) nuts and fruit, (d) seed, (e) average number of days worked per month, (f) average monthly earnings of pickers.

Table 8. ESTIMATES OF INDUSTRY STRUCTURE PROVIDED BY CUT FLOWER
WHOLESALE COMPANY MANAGERS

% markup for cut flowers		100%
% of cutflowers sold:		
	a) locally	7%
	b) interstate	15%
	c) overseas	78%
% resale markup in different markets		no variation
% markup for dry flowers		100%
% of dry flowers sold:		
	a) locally	7%
	b) interstate	15%
	c) overseas	78%
% resale markup in different markets		no variation
Proportion of material sold as:		
	a) dry flowers	55%
	b) cut flowers	45%
Proportion of markup retained as profit		13%
Proportion outgoing to labour, and materials		87%
Number of people employed at the wholesale level:		
	a) August-December	90
	b) March-June	65

temporary nature of the work. The wildflower industry is cash-based and there is no incentive to reveal otherwise undisclosed information. The five major wholesalers estimated that about 17% of cut flowers are handled by smaller wholesalers or are sold direct to the local market. Thus the value estimate for pickers' 1980-81 data may be conservatively increased by 27%.

Wholesalers sell cut flowers at about double the value of purchase (Table 8) and wholesale turnover is calculated by doubling the estimate based on pickers' data. The value of \$1.5 m. compares well with that of \$1.4 m. estimated by Watkins and Heggors (1981) from phytosanitary certificates issued for the export of wildflowers.

The contributions of each of the most important species listed in Section III, Table 3 to the value of the industry are shown in Table 9. The 20 species listed account for 71% of all sales. The genera Anigozanthos and Banksia are worth more per stem (about 10c per stem) than any other commercially exploited taxa (averaging between 4 and 5c per stem). These two groups contribute proportionately more to the value of the industry than they do to the volume of stems picked. The value of the flowers of the genera Anigozanthos and Banksia lies in their large size and unique appearance. The economically most important species is Stirlingia latifolia, also the most important in terms of the number of stems picked.

Table 9. VALUE TO PICKERS OF THE 20 MOST HEAVILY EXPLOITED CUT FLOWER SPECIES

Species	Value (\$)	%
<u>Stirlingia latifolia</u>	47 770	9.1
<u>Verticordia nitens</u>	41 783	8.0
<u>Agonis parviceps</u>	40 439	7.7
<u>Podocarpus drouyniana</u>	13 445	2.6
<u>Beaufortia sparsa</u>	18 887	3.6
<u>Banksia coccinea</u>	42 224	8.1
<u>Dryandra formosa</u>	21 724	4.1
<u>Dryandra polycephala</u>	19 398	3.7
<u>Verticordia brownii</u>	19 415	3.7
<u>Adenanthos obovata</u>	4 971	0.9
<u>Anigozanthos pulcherrimus</u>	26 652	5.1
<u>Anigozanthos manglesii</u>	9 598	1.8
<u>Banksia baxteri</u>	21 213	4.0
<u>Verticordia drummondii</u>	8 425	1.6
<u>Helichrysum cordatum</u>	4 511	0.9
<u>Banksia hookerana</u>	9 678	1.8
<u>Beaufortia decussata</u>	5 529	1.1
<u>Anigozanthos rufus</u>	13 372	2.6
<u>Chamelaucium uncinatum</u>	3 066	0.6
<u>Helipterum roseum</u>	922	0.2
TOTAL		71.2

Information from the Australian Bureau of Statistics (in Ragless, 1980) has provided an evaluation of past growth of the cut flower trade (Fig. 23). The value of exports in 1978-79 was about \$430 000 and the present level of exports from Western Australia of about \$1.3 m. indicates that the industry has undergone a period of very rapid expansion in the last three years.

b) Seed Trade

The value of the seed trade is estimated at \$0.7 m. turnover at the wholesale level in the 1980-81 financial year. If the same inaccuracies in reporting of cut flowers taken for sale by pickers are extrapolated to the seed trade, then a similar proportional increase of 29% may be applied to the value of the seed collected of \$336 000. According to managerial personnel, seed companies on average sell seed at about 60% over the value of purchase (Table 10) but price variations between wholesalers in the seed trade is much greater than in the cut flower trade. The estimate of \$0.7 m. assumes that all seed collected was sold in the 1980-81 financial year. Significant carry-over of seed from the previous year or retention of the 1980-81 harvest could affect this estimate.

The six most important genera in the seed trade include a total of 115 species (Table 11) and account for 67% of the total value of seed collected. The differences in weight of seed between species means that for equivalent weights, there are large differences in retail prices. As a result of both volumes collected and price, the three most important economic genera for seed are Banksia, Anigozanthos, and Acacia. There are, however, a large number of different taxa that contribute a significant amount to the value of the seed trade.

c) Nursery Trade

Figures released by the Australian Bureau of Statistics (ABS Catalogue No. 7309.0) for nursery and cut flower production for 1978-79 show that there were 183 nurseries in operation in Western Australia employing 966 people. Total sales were \$10.5 m., an increase of \$1.2 m. over the previous year. This figure includes sales of exotic as well as native Australian plants. According to the managers of several nurseries, native plants account for 1/4 to 1/3 of this amount. The value of these plants in 1978-79 was between \$2.5 m. and \$3.4 m. and the value of sales in 1980-81 would have been considerably higher.

3. Industry Structure

There are five large wholesalers of cut flowers, four large wholesalers of seed and several smaller wholesalers and independents in the wildflower industry. About 100 people work within wholesale seed and cut flower firms in the peak season, supplied by about 200 pickers. About 70 people were employed in wholesale firms in the off-peak season, supplied by about 120 pickers.

About 150 applicants for picking licences were interviewed by the Department of Fisheries and Wildlife to determine their past involvement in the industry. The majority of licences were issued to people with no previous picking experience. About 30 pickers had over one year's experience and 12 of these were working full-time in the industry. A small number of pickers (8% of those questioned) had experience in some related industry such as agriculture, horticulture or gardening. The majority of pickers were intending to collect cut flowers and nine of the 150 pickers intended to supplement at least part of their income with cultivated native plants. About half of the pickers indicated that they pick under order or direction of the wholesalers.

The industry consists of a large, itinerant workforce of pickers, employed seasonally or part-time and directed at least partially by the wholesalers. Most pickers are inexperienced and the majority have no experience in any related field. A small number of experienced pickers and wholesalers work full-time in the industry.

a) Cut Flower Trade

The proportion of cut flowers taken in Western Australia sold to overseas markets is 78% (Table 8). Slightly more cut flowers are sold in dry flower arrangements than are sold as fresh flowers. Profit margins for large wholesale firms are around 10-15% of turnover. There are 90 people employed at the wholesale level in the peak season from August to December and 65 people from March to June (Table 8).

There are five large wholesalers of cut flowers in the wildflower industry and several smaller wholesalers and independents. All wholesalers are supplied by a largely undirected, inexperienced, temporary workforce of pickers.

Western Australia is Australia's largest exporter of cut wildflowers (Fig. 23). Australian cut flower exports monthly trade figures show the major peak at November-December, the time at which the Western Australian wildflower season is at its height (Ragless, 1980). The majority of exports are sent to Germany and the Netherlands (Ragless, 1980). The present value of West Australian exports of cut-flowers indicates that there has been a large increase in export figures in the last two years. Cost of entry into the wildflower industry as a wholesaler is low because there is little capital equipment beyond storage and drying areas and transport and office equipment. There are a relatively large number of wholesale firms sharing the total export market. Success of individual cut flower wholesalers will depend on the ability to establish and maintain overseas markets.

b) Seed Trade

About 50% of seed collected in Western Australia is sold locally (Table 10), mostly to large companies involved in land rehabilitation work (e.g. mining companies). There are four major seed merchants in the State as well as a number of smaller seed

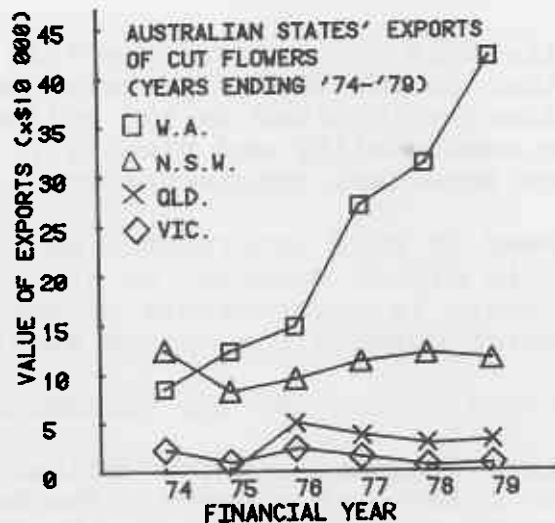


Fig. 23. Australian States' exports of cut flowers (1973-1979) - after Ragless (1980).

TABLE 10. ESTIMATES OF INDUSTRY STRUCTURE PROVIDED BY SEED WHOLESALE COMPANY MANAGERS

% markup for seed		60%
% of seed sold		
	a) locally	48%
	b) interstate	37%
	c) overseas	15%
Proportion of markup retained as profit		54%
Proportion outgoing to labour, and materials		46%
Number of people employed at the wholesale level		14

TABLE 11. VALUE TO PICKERS OF THE SIX MOST HEAVILY EXPLOITED GENERA FOR SEED IN THE 1980/81 FINANCIAL YEAR

Genus	Value \$	% of Total Value	Number of Species
<u>Acacia</u>	43 598	13.0	25
<u>Eucalyptus</u>	12 085	3.6	46
<u>Kennedia</u>	20 553	6.1	11
<u>Anigozanthos</u>	48 306	14.4	5
<u>Banksia</u>	77 912	23.2	23
<u>Helipterum</u>	23 387	7.0	5
Totals	225 841	67.3	115

traders. Seed collectors act on more specific instructions from wholesalers than do cut-flower pickers, and wholesalers tend to be more directly involved in the collection of raw materials, because seed quality and viability and species identifications are important considerations.

Some 35% of W.A. seed is sold interstate, and only 15% is exported overseas, in direct contrast to the cut-flower trade. This implies that there is considerable potential for the development of foreign markets for native Australian seed.

4. Trade associations, Practices and Standards

There are no industry associations for wholesalers of seed or cut flowers, or for wildflower pickers. The Western Australian Flower Growers' Association appears to be the only allied organisation with some interest in this area. Formation of associations for pickers and wholesalers may assist in standardisation and stabilisation of prices paid to pickers for seed and cut flowers. Prices paid by wholesalers are at least partially determined by pickers, but wholesale selling prices are determined by consensus within the industry. Prices offered by cut-flower wholesalers tend to correspond closely between companies, but seed wholesale prices may vary widely. Competition and share of the industry turnover are determined largely by the quality and consistent quantity of material that can be supplied and by the marketing arrangements of the different companies.

Sales of cut flowers are highly seasonal with regard to individual species but the use of a large range of species with a range of flowering times ensures that sales fluctuations are reduced.

Factors which affect the quality of cut flower exports include damage by insects or other animals, infestation by noxious insects, pesticide residues, crushing, growth faults (e.g. crooked stems) and bruising. European Economic Community quality standards have been outlined by Ragless (1980). Western Australian native plants are being produced on commercial farms in South Africa, Hawaii and Israel (Rye *et al.* 1980) and competition from these sources in foreign markets is bound to increase.

There is a need to develop commercial farming ventures, and to implement tissue culture techniques, in order to produce larger quantities of consistently good quality plants for export. Dixon and Hopper (1979) and Watkins (1981) have provided information on the cultivation of kangaroo paws. The potential of this group of plants has been further expanded by the use of hybrids (Hopper, 1979). McComb and Newton (1981) have overcome the problems of germination of kangaroo paws by the development of tissue culture techniques. Commercial farming of Helipterum, Helichrysum, Banksia and Anigozanthos for seeds and cut flowers has been established in Western Australia. Large scale use of tissue culturing techniques has also been implemented.

V CONSERVATION OF EXPLOITED WILDFLOWERS

In order to conserve an exploited renewable resource, it is necessary to know:

- 1) the magnitude of the resource
- 2) levels of exploitation
- 3) the capacity of the resource to regenerate following exploitation.

In the case of commercially harvested Western Australian wildflowers, current levels of exploitation are now known (Appendix III). However, there is a dearth of data on the magnitude of the wildflower resource and even less available on the regenerative capacity of species following exploitation. Hence, it would be premature to draw conclusions about the effects of the wildflower industry on the conservation status of exploited species. (With the exception of Christensen and Skinner's (1978) study of Boronia megastigma, there is no published evidence indicating that commercial harvesting has a deleterious effect on native plants).

It is possible to compile from the available information a list of species deserving priority for future research. Those which are restricted in distribution, heavily exploited, and with poor regenerative capabilities need careful research and management.

Rye et al. (1980) provided distribution maps of all 1 119 species known to have been exploited during 1977-79. Collection localities recorded on specimens housed at the Western Australian Herbarium were plotted on maps divided into 1° latitude by 1½° longitude grid cells (corresponding to boundaries of the 1:250 000 topographical map series). Similar maps for the 150 additional species reported on pickers' returns for June 1980 - August 1981 are given in Appendix V. Rye et al. (1980) found that maps prepared from specimen localities in this way usually indicate only 60% of the grid cells actually occupied by species. Hence, they are likely to overestimate geographical restriction.

The 20 most heavily exploited cut flower species are widespread, occupying 7.2 grid cells on average (Table 3). Only two of these species (Banksia hookerana and Dryandra polycephala) have restricted geographical ranges of less than 100 km (Rye 1982). Field observations suggest that all 20 species occur in large local populations. This is probably a key factor determining their heavy exploitation because it is more economic to harvest large quantities of densely concentrated cut flowers than to harvest a more scattered resource.

A total of 62 species that were used in the wildflower industry between June 1980 and August 1981 had geographically restricted distributions (mean of 2.9 grid cells occupied: Table 12). Of these, 26 were taken as cut flowers and constituted 17.5% of the total number of stems harvested. The most heavily exploited

Table 12. LEVELS OF EXPLOITATION OF GEOGRAPHICALLY RESTRICTED SPECIES IN 1980/81

Species	Flowering Stems	Seed (kg)	Others*	No. of 1° x 1½° cells occupied
Acacia leioderma		17.75		3
Adenanthos meisneri	40 375			1
Adenanthos teges	2 500			2
Andersonia aristata	1 000			3
Andersonia simplex	154 000			3
Anigozanthos pulcherrimus	266 542	3.00	5 704 W	5
Banksia burdettii	47 048	10.00		2
Banksia candolleana	806		2 600 L	5
Banksia coccinea	516 455			5
Banksia gardneri		2.10	20 700 L	3
Banksia hookerana	192 569	4.00		1
Banksia laricina			12 810 N&F	2
Banksia petiolaris	5 029			3
Banksia victoriae	9 524	7.00		2
Beaufortia decussata	179 749			3
Boronia megastigma	272 120		6 957.5 Bl	4
Bossiaea laidlawiana		.16		2
Bossiaea webbia		1.60		2
Calothamnus pinifolius		.75		4
Calothamnus rupestris		.57		2
Chorizema dicksonii		1.30		3
Conospermum densiflorum		.04		2
Crowea angustifolia	49 570	10.11		3
Dasyogon hookeri			3 000 SS	4
Daviesia juncea		.15		3
Dryandra mucronulata		.15		3
Dryandra patens		.29		4
Dryandra plumosa			200 W	3
Dryandra polycephala	428 443	.08		2
Dryandra praemorsa		.17		2
Dryandra quercifolia	22 646			2
Dryandra stuposa			2B	5
Eucalyptus caesia		8.56		6
Eucalyptus crucis		.50		6
Eucalyptus forrestiana		4.46		3
Eucalyptus macrandra		.13		4
Eucalyptus sepulcralis		.55		3
Hakea cucullata			6861 L	4
Hakea loranthifolia			1000 SS	2
Hakea neurophylla			1 B	1
Hakea orthorrhyncha			1 B	3
Isopogon baxteri		.13	100 W	1
Isopogon cuneatus	750		200 W	2
Isopogon tripartitus			300 W	2

cont'd..

Table 12. Cont'd...

Species	Flowering Stems	Seed (kg)	Others*	No. of 1° x 1½° cells occupied
<i>Kennedia macrophylla</i>		.56		1
<i>Kennedia stirlingii</i>	15 620	1.06	.25 B	3
<i>Lambertia uniflora</i>			200 W	3
<i>Livistona alfredii</i>		10.00		1
<i>Macropidia fuliginosa</i>	16 797		8 550 W	6
<i>Melaleuca diosmifolia</i>		.64		2
<i>Melaleuca nesophila</i>	1 113	4.00		4
<i>Orthrosanthos polystachys</i>		.40		1
<i>Pandorea pandorana</i>	2 270			1
<i>Pimelea physodes</i>	8 620			3
<i>Strangea cynanchocarpa</i>	4 580			4
<i>Stylidium plantagineum</i>		.13		1
<i>Tetragonia decumbens</i>		20.00		2
<i>Thysanotus flaucus</i>			5 BW	2
<i>Verticordia grandis</i>	4 893	.10	465 C	5
<i>Verticordia lehmannii</i>	23 525			2
<i>Verticordia lindleyi</i>	5 150			3
<i>Xanthosia rotundifolia</i>			1 000 W	3
TOTAL	2 294 264	110.40	MEAN	2.85
% of Study Totals	17.5	4.10		

*Codes W = whole plants, L = leaves, B = bags of fruit and nuts, F&N = number of fruits and nuts, Bl = kg of blossoms, SS = stems for seed, BW = bags of whole plants, C = cuttings.

were Banksia coccinea, Dryandra polycephala, Boronia megastigma, Anigozanthos pulcherrimus, Banksia hookerana, Beaufortia decussata and Andersonia simplex.

Boronia megastigma is the only species among these restricted plants whose commercial harvesting is managed by the allocation of specific areas to individual pickers. In the 1980 season, the two flora Wildlife Officers of the Department of Fisheries and Wildlife were involved full-time from August 1 to September 12 with Boronia harvesting. They spent 110 hours manning caravans from which licences were issued and 322 hours on patrols of allocated picking areas. This involved a total of 15 380 km travelling in the Denmark-Manjimup area. In addition, officers of the Forests Department were involved in allocation of picking areas.

Such a management program is expensive to run. The allocation of 20% of the annual working days of two flora Wildlife Officers to management of Boronia megastigma requires critical appraisal now that quantitative data are available for all species used in the industry. About five million stems of Boronia were combed for blossoms in the study period and nearly 300 000 stems were taken for cut flowers. The level of harvesting of Stirlingia latifolia, the most important cut plant species, was 1.4 million stems over the same period. This, together with the fact that the regenerative capabilities of Boronia are poor (Christensen and Skinner, 1978), justifies the intensive management of the species.

Under ideal management conditions all species that are restricted and heavily exploited should be managed to the same extent as Boronia. For example, a study by Hopper (1978) revealed only 40 populations totalling 650 plants of Macropidia fuliginosa in 70 000 km of road survey throughout south-western Australia. It is estimated that this represents a 1% sample of the total population of the species. Macropidia fuliginosa produces two spikes per plant on average so, on the basis of Table 12, 26% of the total species was harvested during 1980-81.

However, it is stressed that the conservation problems posed by harvesting for the wildflower industry probably are negligible compared with those arising from total or partial destruction of native flora by clearing for agriculture, public utilities, mining, prescribed burning and urban development. Western Australia has an estimated 2 000 poorly collected and presumably rare plants (Marchant and Keighery 1979), 976 of which are regarded as rare or threatened (Leigh et al. 1981) and 527 of which have geographical ranges of less than 100 km (Rye 1982). Yet, research and administration of this massive conservation problem is handled by a staff of only six full-time officers of the Department of Fisheries and Wildlife. These same officers are also largely responsible for administration, enforcement and research on the wildflower industry. Viewed in this context, we consider that priorities must lie in work on rare species and on the nature reserve system. Until such time as more staff become available, involvement with the wildflower industry should be limited to licencing, to monitoring of quantities of plants harvested through a wholesalers' return

system, to ensuring that commercially exploited species are adequately represented in nature reserves and national parks, and to brief research projects on the effect of harvesting on those few rare species that are utilised in large quantities in the industry.

VI RECOMMENDATIONS

The following is a list of recommendations made on the basis of the report above. Page numbers where the recommendations appear in the report are given.

	Page
1. The Wildlife Conservation Act should be amended to provide for licencing of cut flower and seed wholesalers and compulsory submission of returns of flora traded by them	22
2. Until such time as a wholesalers' licence system can be implemented, the present return forms used by wildflower pickers should be modified along the lines of the draft in Fig. 8a	24
3. In the interests of administrative efficiency, allowance should be made in the data handling system for missing data and contact with pickers should not be pursued unless the returns are otherwise valueless or unless there is reason to believe that incorrect information is being submitted deliberately	18
4. Research projects should be undertaken into the effect of harvesting on the few geographically restricted species that are utilised in large quantities in the industry and to ensure that exploited species are adequately represented in nature reserves and national parks	61

VII ACKNOWLEDGEMENTS

We are grateful to the Western Australian Wildlife Authority for recommending that money be made available for the project from the Wildlife Conservation Trust Fund. We wish to thank N. Caputi, P. Dufty, N. Hall, W. Lehre and K. Sheppard for help with computing details, K. Miller for collating and drafting figures in Appendix V, B. Martin, P. Sermon and S. Hancocks for administrative assistance and A.A. Burbidge for his comments on the manuscript.

Special thanks must go to D. McGillivray and P. Weston for providing information on the distribution of Grevillea and Persoonia respectively, to R.J. Burgman for advice on economic analysis, and to R. Aitken, R. Blizzard, M. Brimms, S. Burn, J. Colwill, N. Foote, B. Harcourt, A. Holl, P. Hunt, H. James,

W. Lindsay, P. Luscombe, D. Muir, B. Oates, R. Smith, B. Vaughan and P. Wood for providing information on the wildflower industry.

VIII REFERENCES

- Australian Bureau of Statistics (1979). Nursery and Cut Flower Production, Australia, 1977-78. ABS Catalogue No. 7309.0
- Australian Bureau of Statistics (1980). Nursery and Flower Production Statistics, Western Australia, 1978-79. ABS Catalogue No. 7303.5
- Chippendale, G.M. and Wolf, L. (1981). The Natural Distribution of Eucalyptus in Australia. Aust. Nat. Parks and Wildlife Service Special Publ. No. 6 (Aust. Govt. Publ. Serv. : Canberra.)
- Christensen, P. and Skinner, P. (1978). The ecology of Boronia megastigma (Nees.) in Western Australian forest areas. West. Aust. For. Dept. Res. Paper No. 38, 1-9.
- Dixon, R. and Hopper, S.D. (1979). Growing kangaroo paws and related species. Australian Plants 10, 199-211.
- George, A.S., Hopkins, A.J.M. and Marchant, N.G. (1979). The Heathlands of Western Australia In; 'Heathlands and Related Shrublands of the World, A. Descriptive Studies, ed. R.L. Specht', pp 211-30. (Elsevier Sci. Publ. Co. : Amsterdam.)
- Green, J.W. (1981). Census of the Vascular Plants of Western Australia. (Western Australian Herbarium : Perth.)
- Hewett, P.N. (1975). The Wildflower Industry in Western Australia. West. Aust. For. Dept. Res. Paper No. 18, 1-5.
- Hnatiuk, R.J. and Maslin, B.R. (1980). The distribution of Acacia (Leguminosae - Mimosoideae) in Western Australia Part I. Individual Species Distribution. Western Australian Herbarium Research Notes No. 4, 1-103.
- Hopper, S.D. (1978). Speciation in the kangaroo paws of South-Western Australia (Anigozanthos and Macropidia : Haemodoraceae). Ph.D Thesis, Univ. W. Aust.
- Hopper S.D. (1979a). Biogeographical aspects of speciation in the South west Australian flora. Ann. Rev. Ecol. Syst. 10, 399-422.
- Hopper, S.D. (1979b). Hybridizing Anigozanthos. Australian Plants 10, 211-17.
- Leigh, J., Briggs, J. and Hartley, W. (1981). Rare or threatened Australian Plants. Aust. Nat. Parks Wildl. Serv. Special Publ. No. 7, 1-178. (Aust. Govt. Publ. Serv. : Canberra.)

- McComb, J.A. and Newton, S. (1981). Propagation of kangaroo paws using tissue culture. J. Hort. Sci. 56(2), 181-183.
- Marchant, N.G. and Keighery, G.J. (1979). Poorly collected and presumably rare vascular plants of Western Australia. Kings Park Research Notes No. 5, 1-103. (Kings Park Board : Perth.)
- Nie, N.H., Hull, C.H., Jenkins, J.G., Steinbrenner, K. and Bent, D.H. (1975). 'Statistical Package for the Social Sciences', 2nd edn. 675 pp. (McGraw-Hill : New York.)
- Ragless, D. (1980). Ornamental Flower Trade. Export prospects for South Australia. South Aust. Dept. Agric. Market Development Paper No. 3, 1-20.
- Rye, B.L., Hopper, S.D. and Watson, L.E. (1980). Commercially exploited vascular plants native in Western Australia : census, atlas and preliminary assessment of conservation status. Dept. Fish. Wildl. West. Aust. Rept. No. 40, 1-367. (Dept. Fish. Wildl. : Perth)
- Rye, B.L. (1982). Geographically restricted plants of Southern Western Australia. Dept. Fish. Wildl. West. Aust. Rept. No. 49. (Dept. Fish. Wildl. : Perth.).
- Watkins, P.A. (1981). Cultivation of kangaroo paws. West. Aust. Dept. Agric. Farmnote 89/81.
- Watkins, P.A. and Heggors, W.G. (1981). Floricultural crops and their potential. Aust. Horticulture 79(12) ; 53-7.

APPENDIX I

TABLES OF DATA FOR THE REVIEW OF THE WESTERN AUSTRALIAN
WILDFLOWER INDUSTRY

The tables have been separated into three sections (A, B and C) corresponding to analyses of errors on return forms, wildflower pickers' data summaries and industry value calculations. Data for the analysis of return form errors were obtained from the return forms submitted by pickers. Wildflower pickers' data summaries were obtained from the analysis of raw pickers' data detailed in Appendix II and from the output listing in Appendix III. Industry value calculations were made from the wildflower pickers' data summaries and from information on industry structure provided by cut-flower and seed wholesalers.

SECTION (A) ANALYSIS OF ERRORS ON RETURN FORMS

TABLE I (A) 1 Data on the numbers of licences issued, the number of returns received, the number of pickers operating and the numbers of edited and faultless returns for the period June, 1980 - August 1981.

DATE	NUMBERS OF PICKERS, LICENCES AND RETURN FORMS									
	NUMBER OF POSITIVE RETURNS	NUMBER OF UNINTERPRETABLE RETURNS %	EDITED RETURNS %	FAULTLESS RETURNS %	NUMBER OF COMMERCIAL PURPOSES LICENCES	NUMBER OF COMMERCIAL PRODUCERS LICENCES	TOTAL NO. OF RETURNS RECEIVED	% OF RETURNS OUTSTANDING	RETURNS SUBMITTED	
JUN '80	23	39	35	26	71	37	73	74		
JUL '80	30	20	57	23	132	62	116	70		
AUG '80	63	22	56	22	248	113	255	76		
SEP '80	86	34	45	21	290	148	333	77		
OCT '80	95	27	57	16	362	185	358	72		
NOV '80	113	18	63	19	388	206	380	72		
DEC '80	103	11	64	25	440	225	392	69		
JAN '81	65	15	54	31	461	227	372	65		
FEB '81	60	13	47	40	468	228	357	61		
MAR '81	60	18	55	27	494	232	304	52		
APR '81	62	26	51	23	501	236	304	52		
MAY '81	54	20	56	24	519	236	299	48		
JUN '81	50	14	66	20	522	237	304	49		
JUL '81	57	23	54	23	537	440	301	46		
AUG '81	89	17	53	30	584	246	265	42		

Table I (A) I Cont'd...

		NO. OF PICKERS OPERATING ON CROWN LAND	NO. OF PICKERS OPERATING ON PRIVATE LAND
JUN	'80	15	12
JUL	'80	44	14
AUG	'80	105	36
SEP	'80	132	58
OCT	'80	134	65
NOV	'80	130	71
DEC	'80	131	68
JAN	'81	90	47
FEB	'81	93	50
MAR	'81	89	41
APR	'81	98	36
MAY	'81	76	38
JUN	'81	91	32
AUG	'81	111	41

TABLE I (A) 2 The proportions of return forms received that showed different types of errors

DATE	LAND STATUS	LICENCE NUMBER	MONTH	YEAR	% OF RETURN FORMS WITH ERRORS				PARTS TAKEN	MAP GRID NUMBER	DAYS SPENT PICKING
					ERROR TYPE		INACCURATE NAMES	CODE NUMBER			
					SPECIFIC COMMON NAMES	INACCURATE NAMES					
JUN '80	39	22	13	43	13	22	35	17	26	0	
JUL '80	33	10	7	40	20	27	37	30	7	0	
AUG '80	52	13	22	49	22	24	33	21	17	10	
SEP '80	49	15	13	53	26	24	35	14	14	9	
OCT '80	62	20	24	59	18	20	34	12	18	9	
NOV '80	57	21	28	52	19	15	27	14	18	8	
DEC '80	52	20	17	47	17	11	29	15	14	8	
JAN '81	29	6	6	38	15	12	26	22	8	8	
FEB '81	28	5	0	57	18	17	35	15	13	7	
MAR '81	30	5	2	53	17	12	22	25	17	5	
APR '81	37	6	10	50	23	31	37	31	19	6	
MAY '81	54	6	9	59	13	11	17	24	19	7	
JUN '81	60	10	6	56	18	12	28	22	10	14	
JUL '81	56	7	14	44	21	14	33	5	9	4	
AUG '81	58	9	11	58	11	10	21	10	5	2	

SECTION (B) WILDFLOWER PICKER'S DATA SUMMARIES

TABLE I (b) 1 The number of stems picked for each of the species and genera that contributed > 1% to the total number of stems, and the % that each taxa contributed to the monthly total.

DATE	TOTAL NO. OF SPECIES	TOTAL NO. OF STEMS	NUMBER OF FLOWERING STEMS												
			Adenanthos obovata %	Adenanthos TOTAL %	Agonis parviceps %	Agonis TOTAL %	Anigoanthos manglesii %	Anigoanthos pulcherrimus %							
JUN '80	20	217679	-	-	-	-	-	-	-	-	-	-	-	-	-
JUL '80	35	555404	1625	5775	35037	6.3	54037	9.7	1520	0.3	-	-	-	-	-
AUG '80	70	1420565	2825	2825	101087	7.1	133337	9.4	83000	5.8	-	-	-	-	-
SEP '80	99	1837109	4225	13225	342425	18.6	388855	21.2	93011	5.1	-	-	-	-	-
OCT '80	100	1723777	500	2400	216075	12.5	223936	13.0	16338	0.9	-	-	-	-	-
NOV '80	100	1803064	20	10145	130525	7.2	135114	7.5	8000	0.4	1320	0.1	123290	6.8	-
DEC '80	74	1729498	51450	55125	31563	1.8	33122	1.9	-	-	115200	6.7	115200	6.7	-
JAN '81	47	590273	10387	15887	488	0.1	487	>.1	-	-	26732	4.5	-	-	-
FEB '81	44	485176	56073	65935	3636	0.7	4266	0.9	-	-	-	-	-	-	-
MAR '81	43	688902	4300	44737	2520	0.4	3920	0.6	-	-	-	-	-	-	-
APR '81	36	704184	39175	64825	50697	7.2	55556	7.9	-	-	-	-	-	-	-
MAY '81	35	456311	70675	80795	77512	17.0	88642	19.4	-	-	-	-	-	-	-
JUN '81	37	281921	7300	21150	19399	6.9	25699	9.1	-	-	-	-	-	-	-
JUL '81	44	315826	17225	18475	26650	8.4	40379	12.8	-	-	-	-	-	-	-
AUG '81	76	1004478	14350	16350	135362	13.5	157612	15.7	29651	3.0	-	-	-	-	-
TOTAL	271	13814167	280130	417649	1172976	8.5	1344962	9.7	231520	1.7	266542	1.9	266542	1.9	-

Table I (B) I Cont'd....

DATE	NUMBER OF FLOWERING STEMS											
	Anigozanthos rufus	Anigozanthos TOTAL	Anigozanthos %	Banksia baxteri	Banksia %	Banksia coccinea	Banksia %	Banksia hookerana	Banksia %	Banksia menziesii	Banksia TOTAL	Banksia %
JUN '80	780	780	0.4	-	-	19290	8.9	8675	4.0	7359	35884	3.4
JUL '80	5000	6520	1.2	-	-	82205	14.8	10350	1.9	660	93215	0.1
AUG '80	4000	99090	7.0	-	-	140824	9.9	15322	1.1	316	156917	>.1
SEP '80	6890	104571	5.7	-	-	110107	6.0	26415	1.4	836	139406	>.1
OCT '80	42120	61554	3.6	-	-	58320	3.4	246	>.1	-	65150	-
NOV '80	59353	198093	11.0	-	-	21966	1.2	2	>.1	-	49013	-
DEC '80	39954	183161	10.6	3506	0.2	3520	0.2	-	-	1732	50775	0.1
JAN '81	-	26732	4.5	91617	15.5	-	-	-	-	-	143335	-
FEB '81	-	3	>.1	100516	20.7	-	-	-	-	-	151854	-
MAR '81	-	-	-	14007	2.0	-	-	-	-	3127	93291	0.5
APR '81	-	-	-	1447	0.2	-	-	660	0.1	20271	54860	4.7
MAY '81	-	390	0.1	1040	0.2	645	0.1	10890	2.4	21457	42520	4.7
JUN '81	-	-	-	-	-	4650	1.6	32890	11.7	13185	48231	4.7
JUL '81	-	1200	0.4	-	-	23230	7.4	26349	8.3	1747	51888	0.6
AUG '81	-	30691	3.1	-	-	51698	5.1	60770	6.0	-	115765	-
TOTAL	158097	712785	5.1	212133	1.5	516455	3.7	192569	1.4	70690	1292104	0.5
												9.4

Table I (B) 1 Cont'd...

DATE	NUMBER OF FLOWERING STEMS									
	Beaufortia sparsa	Beaufortia decussata	Beaufortia TOTAL	Chamelaucium uncinatum	Chamelaucium TOTAL	Conospermum stoechadis	Conospermum triplinerium	Beaufortia %	Chamelaucium %	Conospermum %
JUN '80	-	-	-	-	-	-	-	-	-	-
JUL '80	-	-	-	3750	3750	-	-	0.7	0.7	-
AUG '80	-	8505	8505	17950	21187	19860	-	1.3	1.5	1.4
SEP '80	-	-	-	33650	54250	50380	-	1.8	3.0	2.7
OCT '80	-	-	45	19137	22174	46060	-	1.1	1.3	2.7
NOV '80	-	29910	29955	202	689	-	-	>.1	>.1	0.1
DEC '80	-	34740	35190	87	87	-	-	>.1	>.1	4.3
JAN '81	15	4500	4515	-	-	-	-	0.8	-	0.1
FEB '81	68577	26340	94917	-	-	5320	-	19.6	-	1.1
MAR '81	338044	22204	360863	-	-	-	-	52.4	-	-
APR '81	134595	9165	143805	-	-	-	-	20.4	-	3.5
MAY '81	17880	510	19140	89	89	-	-	4.2	>.1	-
JUN '81	7500	30000	40500	1775	1775	-	-	14.4	0.6	-
JUL '81	-	1620	1620	21612	24124	-	-	0.5	7.6	-
AUG '81	-	12255	12255	33587	36574	60	-	1.2	3.6	>.1
TOTAL	566611	179749	751310	131839	164699	121680	104520	5.4	1.2	0.9

TABLE I (B) 1 Cont'd...

DATE	NUMBER OF FLOWERING STEMS													
	Conospermum TOTAL	Dryandra formosa	Dryandra polyccephala	Dryandra quercifolia	Dryandra TOTAL	Helichrysum bracteatum	Helichrysum cordatum	Conospermum TOTAL	Dryandra formosa	Dryandra polyccephala	Dryandra quercifolia	Dryandra TOTAL	Helichrysum bracteatum	Helichrysum cordatum
	%	%	%	%	%	%	%	%	%	%	%	%	%	%
JUN '80	-	-	-	560	560	0.3	0.3	-	-	-	-	560	-	-
JUL '80	-	-	43200	970	44190	8.0	8.0	-	-	-	-	44190	-	-
AUG '80	26010	1.8	263440	-	393682	27.7	>.1	-	-	-	50	393682	-	-
SEP '80	80754	4.4	46043	10330	383003	20.8	20.8	58903	3.2	58903	3.2	383003	-	-
OCT '80	63180	3.7	-	-	65990	3.8	3.8	16150	0.9	16150	0.9	65990	-	-
NOV '80	84460	4.7	-	-	23380	1.3	1.3	4910	0.2	4910	0.2	23380	30000	1.7
DEC '80	19460	1.1	-	-	6560	0.4	0.4	10170	0.6	10170	0.6	6560	93840	5.4
JAN '81	8040	1.4	-	6000	6300	1.1	1.1	4220	0.7	4220	0.7	6300	80700	13.7
FEB '81	24120	5.0	-	2000	-	-	-	1860	0.4	1860	0.4	-	2160	0.4
MAR '81	24120	3.5	-	-	4140	0.6	0.6	960	0.1	960	0.1	4140	-	-
APR '81	-	-	-	1070	1070	0.2	0.2	2250	0.3	2250	0.3	1070	-	-
MAY '81	-	-	-	680	680	0.1	0.1	1620	0.4	1620	0.4	680	-	-
JUN '81	-	-	-	-	-	-	-	840	0.3	840	0.3	-	1500	0.5
JUL '81	-	-	1880	150	4370	1.4	1.4	240	0.1	240	0.1	4370	-	-
AUG '81	-	-	73880	440	115117	11.5	11.5	-	-	-	-	115117	-	-
TOTAL	330144	2.4	428443	22646	1049042	7.6	102173	0.7	208200	1.5				

TABLE I (B) I Cont'd...

DATE	NUMBER OF FLOWERING STEMS									
	Helichrysum TOTAL	Helichrysum %	Helipterum manglesii	Helipterum %	Helipterum roseum	Helipterum %	Helipterum TOTAL	Leptospermum TOTAL	Podocarpus drouynianus	Stirlingia latifolia
JUN '80	-	-	-	-	-	-	50	-	2500	74130
JUL '80	-	-	-	-	-	-	68387	12.3	47675	41610
AUG '80	230	>.1	1480	0.1	-	13280	18675	1.3	23800	54615
SEP '80	59063	3.2	1230	0.1	4000	5660	18025	1.0	105200	113235
OCT '80	34240	2.0	85200	4.9	23720	182280	15000	0.9	62950	581064
NOV '80	36050	2.0	20000	1.1	33720	53720	8075	0.4	40225	411025
DEC '80	104010	6.0	-	-	-	-	-	-	89650	76320
JAN '81	84920	14.4	-	-	-	-	-	-	90925	6345
FEB '81	4020	0.8	-	-	-	-	-	-	64700	-
MAR '81	2460	0.4	-	-	-	-	1644	0.3	32172	-
APR '81	2250	0.3	-	-	-	-	525	0.1	56475	-
MAY '81	1620	0.4	-	-	-	-	-	-	27500	90
JUN '81	840	0.3	-	-	-	-	38575	13.7	30975	4500
JUL '81	240	>.1	-	-	1600	4000	-	-	50925	14025
AUG '81	-	-	-	-	67920	97600	1500	-	55550	28230
TOTAL	329943	2.4	107910	0.8	130960	0.9	356540	2.6	781222	1425184
										10.3

TABLE I (B) I Cont'd....

DATE	NUMBER OF FLOWERING STEMS							
	Verticordia brownii %	Verticordia drummondii %	Verticordia nitens %	Verticordia TOTAL %	Verticordia TOTAL %	Verticordia TOTAL %	Verticordia TOTAL %	Verticordia TOTAL %
JUN '80	-	-	-	-	-	-	3125	1.4
JUL '80	-	-	-	-	-	-	-	-
AUG '80	-	-	150	>.1	>.1	175	43600	>.1
SEP '80	-	-	4	>.1	>.1	4	151888	2.4
OCT '80	509	6837	8862	0.4	0.5	8862	681723	8.8
NOV '80	130320	83025	234987	4.6	13.0	234987	1062536	37.8
DEC '80	160302	86850	688201	5.0	39.8	688201	120487	61.4
JAN '81	-	33925	75200	5.7	12.7	75200	35911	20.4
FEB '81	-	-	18162	-	3.7	18162	26787	7.4
MAR '81	-	-	19000	-	2.8	19000	-	3.9
APR '81	-	-	-	-	-	-	-	-
MAY '81	97	-	-	-	-	-	162	>.1
JUN '81	-	-	-	-	-	-	-	-
JUL '81	-	-	-	-	-	-	2669	-
AUG '81	-	-	-	-	-	-	-	-
TOTAL	291228	210637	1044566	1.5	7.5	210637	2126394	15.4

TABLE I (B) 2 The number of leaves picked for each of the species and genera that contributed > 1% to the total number of leaves, and the % that each taxa contributed to the monthly total.

DATE	TOTAL NO. OF SPECIES	TOTAL NO. OF LEAVES	NUMBER OF LEAVES							
			Banksia grandis %	Banksia speciosa %	Banksia TOTAL	Dryandra drummondii %	Macrozamia riedleii %			
JUN '80	3	107350	50000	46000	42.9	96000	11350	10.5	-	
JUL '80	2	21000	20000	-	95.2	20000	-	-	-	
AUG '80	1	12350	12350	-	100	12350	-	-	-	
SEP '80	3	6971	4080	-	58.5	6680	-	-	-	
OCT '80	4	27420	50	-	0.2	50	6060	22.1	-	
NOV '80	4	27390	-	6000	21.9	26700	-	-	-	
DEC '80	2	5000	2000	-	40.0	2000	-	-	3000	
JAN '81	4	41001	-	-	-	-	30000	73.2	4000	
FEB '81	5	12335	-	10000	81.1	10000	-	-	1100	
MAR '81	4	47150	8800	33750	71.6	42650	-	-	4500	
APR '81	6	6125	1560	-	25.2	1560	4040	66.0	-	
MAY '81	8	8895	6510	1700	19.1	8210	-	-	-	
JUN '81	10	39145	25080	-	64.1	25080	9580	24.5	-	
JUL '81	8	48700	39200	-	80.5	39200	-	-	200	
AUG '81	7	46432	44830	310	96.5	45140	-	-	-	
TOTAL	25	457264	214460	97760	21.4	335620	61030	13.3	12800	2.8

TABLE I (B) 3 The number of nuts and fruit picked for each of the species and genera that contributed > 1% to the total number of nuts and fruit, and the % that each taxa contributed to the monthly total.

DATE	TOTAL NO. OF SPECIES	TOTAL NO. OF FRUIT	NUMBER OF NUTS AND FRUIT							Eucalyptus erythrocorys %	Eucalyptus preissiana %	
			Banksia baxteri %	Banksia laricina %	Banksia menziesii %	Banksia TOTAL %	Banksia TOTAL %	Eucalyptus erythrocorys %	Eucalyptus preissiana %			
JUN '80	3	4129	-	-	379	9.2	379	9.2	-	-	750	18.2
JUL '80	3	9626	-	-	1126	11.7	1126	11.7	-	-	3500	36.4
AUG '80	2	93	-	-	93	100	93	100	-	-	-	-
SEP '80	5	6094	-	6000	70	1.1	6094	100	-	-	-	-
OCT '80	2	650	-	-	650	100	650	100	-	-	-	-
NOV '80	5	10847	-	310	8141	75.1	8451	77.9	-	-	-	-
DEC '80	3	404	-	-	150	37.1	404	100	-	-	-	-
JAN '81	5	11243	8000	-	-	71.2	-	8243	73.3	-	-	-
FEB '81	6	30335	3000	-	-	9.9	-	3145	10.4	-	-	-
MAR '81	5	2080	-	-	880	42.3	880	42.3	-	-	-	-
APR '81	9	15060	-	-	3213	21.3	3499	23.2	7351	48.8	360	2.4
MAY '81	7	14859	-	-	11232	75.6	12139	81.7	1095	7.4	-	-
JUN '81	5	3189	-	-	2989	93.7	3189	-	-	-	-	-
JUL '81	3	1250	-	1000	-	80.0	1000	80.0	-	-	-	-
AUG '81	4	8507	-	5500	-	64.6	5507	64.6	-	-	-	-
TOTAL	16	118366	11000	12810	29038	24.5	54799	46.3	8446	7.1	4610	3.9

TABLE I (B) 3 Cont'd....

DATE	NUMBER OF NUTS AND FRUIT						
	Eucalyptus pyriformis %	Eucalyptus TOTAL %	Hakea laurina %	Hakea platysperma %	Hakea TOTAL %	Hakea TOTAL %	Hakea TOTAL %
JUN '80	-	750 18.2	3000 72.7	-	-	3000 72.7	-
JUL '80	-	3500 36.4	5000 51.9	-	-	5000 51.9	-
AUG '80	-	-	-	-	-	-	-
SEP '80	-	-	-	-	-	-	-
OCT '80	-	-	-	-	-	-	-
NOV '80	1250 11.5	1250 11.5	-	1146 10.6	1146 10.6	1146 10.6	-
DEC '80	-	-	-	-	-	-	-
JAN '81	-	-	-	-	-	-	-
FEB '81	25200 83.1	25200 83.1	-	1990 6.6	1990 6.6	1990 6.6	-
MAR '81	-	-	-	1200 57.7	1200 57.7	1200 57.7	-
APR '81	-	8061 53.5	500 3.3	3000 19.9	3500 23.2	3500 23.2	-
MAY '81	825 5.6	1920 12.9	800 5.4	-	800 5.4	800 5.4	-
JUN '81	-	-	-	-	-	-	-
JUL '81	-	-	-	250 20.0	250 20.0	250 20.0	-
AUG '81	-	-	-	3000 35.3	3000 35.3	3000 35.3	-
TOTAL	27275 23.0	40681 34.4	9300 7.9	10586 8.9	19886 16.8	19886 16.8	-

TABLE I (B) 4 The weight of seed picked for each of the genera that contributed > 1% to the total weight of seed, the number of species picked in each genus, and the % that each genus contributed to the monthly total.

DATE	TOTAL NO. OF SPECIES	TOTAL KGS. OF SEED	Acacia		Anigozanthos		Banksia		Cassia	
			TOTAL %	No. Spp.	TOTAL %	No. Spp.	TOTAL %	No. Spp.	TOTAL %	No. Spp.
JUN '80	7	135.0	-	-	-	-	-	-	-	-
JUL '80	8	16.7	-	-	-	-	3.5	20.9	-	-
AUG '80	13	58.0	1.0	1.7	-	-	4.2	7.2	-	-
SEP '80	19	23.4	-	-	-	-	5.2	22.3	-	-
OCT '80	31	103.9	3.5	3.4	-	-	1.9	1.8	14.5	14.0
NOV '80	58	451.3	97.2	21.5	10	-	6.9	1.5	6.0	1.3
DEC '80	96	622.5	266.6	42.8	13	19.4	10.6	1.7	15.2	2.4
JAN '81	48	481.6	64.8	13.4	5	40.5	8.4	28.2	0.7	0.1
FEB '81	33	139.0	25.2	18.1	3	0.1	0.1	20.6	-	-
MAR '81	23	125.5	59.0	47.0	4	8.5	6.8	38.2	-	-
APR '81	15	81.0	5.0	6.2	1	6.5	8.0	-	-	-
MAY '81	26	145.5	-	-	-	-	111.7	76.8	-	-
JUN '81	16	25.6	-	-	-	4.8	16.6	2.1	8.2	-
JUL '81	12	44.1	-	-	-	-	-	30.0	61.1	-
AUG '81	37	160.4	-	-	-	-	51.2	31.9	-	-
TOTALS	287	2613.5	522.4	20.0	79.7	3.0	421.9	16.1	36.4	1.4
TOTAL FOR JULY '80 - JUNE '81		2274.0								

TABLE I (B) 4 Cont'd...

DATE	WEIGHT OF SEED (KGS)													
	Eucalyptus		Hardenbergia comptoniana		Helipterum		Kennedia		Livistona eastonii		Podocarpus drouynianus riedlii		Macrozamia	
	TOTAL	%	No.	TOTAL	%	No.	TOTAL	%	No.	TOTAL	%	No.	TOTAL	%
			Spp.			Spp.			Spp.			Spp.		
JUN '80	-	-	-	-	-	-	-	-	-	110.0	81.5	-	-	-
JUL '80	-	-	-	-	-	-	-	10.0	59.8	-	-	-	-	-
AUG '80	2.0	3.5	2	-	-	-	-	-	-	-	-	-	40.0	69.0
SEP '80	2.5	10.8	4	11.0	47.1	2	-	-	-	-	-	-	-	-
OCT '80	31.5	30.3	8	43.5	41.9	3	-	-	-	-	-	-	-	-
NOV '80	64.5	14.3	3	118.0	26.1	2	62.3	13.8	4	-	-	-	-	-
DEC '80	5.6	0.9	4	4.8	0.8	1	139.6	22.4	10	-	-	-	-	-
JAN '81	1.2	0.2	2	76.5	15.9	-	29.9	6.2	3	-	-	-	-	-
FEB '81	6.8	4.9	3	0.4	0.3	-	3.9	2.8	2	-	-	-	-	-
MAR '81	6.3	5.0	5	-	-	-	-	-	-	-	-	-	-	-
APR '81	5.4	6.7	5	-	-	-	-	-	-	50.0	61.7	-	-	-
MAY '81	29.0	19.9	9	-	-	-	-	-	-	-	-	-	-	-
JUN '81	14.1	5.5	5	-	-	-	-	-	-	-	-	-	-	-
JUL '81	1.2	2.8	2	-	-	-	-	-	-	-	-	-	-	-
AUG '81	43.1	26.8	15	-	-	-	-	-	-	-	-	-	-	-
TOTAL	213.2	8.2		81.7	3.1		192.5	7.4		235.7	9.0		120.0	4.6
										50.0	1.9		40.0	1.5

TABLE I (B) 5 The number of cuttings taken from each of the most important genera, and the % that each genus contributed to the monthly total.

DATE	TOTAL NO. OF SPECIES	TOTAL NO. OF CUTTINGS	Boronia		NUMBER OF CUTTINGS		Eremophila		Grevillea		Hypocalymma		Verticordia			
			TOTAL	%	Calytrix TOTAL	Drosera TOTAL	TOTAL	%	TOTAL	%	TOTAL	%	TOTAL	%		
JUN '80	14	1940	200	10.3	150	7.7	-	-	200	10.3	250	12.9	25	1.3		
JUL '80	6	450	-	-	15	3.3	-	-	200	44.4	-	-	-	-		
AUG '80	30	2671	10	0.4	-	-	1900	71.1	25	0.9	45	1.7	-	-		
SEP '80	3	150	-	-	-	-	-	-	25	16.7	-	-	-	-		
OCT '80	20	702	-	-	-	-	-	110	15.7	-	-	-	26	3.7		
NOV '80	16	1130	100	8.8	60	5.3	-	-	200	17.7	-	-	100	8.8		
DEC '80	2	150	-	-	50	33.3	-	-	100	66.7	-	-	-	-		
JAN '81	1	400	-	-	-	-	-	-	-	-	-	-	-	-		
FEB '81	2	800	-	-	-	-	-	-	-	-	400	50.0	-	-		
MAR '81	1	500	-	-	-	-	-	-	-	-	-	-	-	-		
APR '81	4	1200	200	16.7	200	16.7	-	-	-	-	-	-	-	-		
MAY '81	7	1300	-	-	-	-	-	-	-	-	100	7.7	1200	92.3		
JUN '81	5	1260	-	-	-	-	-	-	-	-	-	-	560	44.4		
JUL '81	1	50	-	-	-	-	-	-	-	-	-	-	50	100		
AUG '81	34	11550	300	2.6	300	2.6	-	450	3.9	150	1.3	250	2.2	700	6.1	
TOTAL	112	24253	810	3.3	775	3.2	1900	7.9	636	2.6	920	3.8	1045	4.3	2661	11.0

TABLE I (B) 6 The number of whole plants taken from each species and genus that contributed > 1 % to the total number of whole plants and the % that each taxa contributed to the monthly total.

DATE	TOTAL NO. OF SPECIES	TOTAL NO. OF PLANTS	Anigozanthos humilis		Anigozanthos manglesii		Anigozanthos pulcherrimus		Anigozanthos rufus		Anigozanthos TOTAL	
			NUMBER	%	NUMBER	%	NUMBER	%	NUMBER	%	NUMBER	%
JUN '80	3	2810	900	32.0	-	-	200	7.1	-	-	1100	39.1
JUL '80	4	1820	-	-	-	-	750	41.2	-	-	1050	57.7
AUG '80	6	2810	750	26.7	600	21.4	-	-	540	19.2	1890	67.3
SEP '80	4	42	-	-	-	-	-	-	-	-	19	45.2
OCT '80	43	21300	-	-	-	-	-	-	-	-	-	-
NOV '80	3	919	12	1.3	903	98.3	4	0.4	-	-	919	100
DEC '80	1	370	-	-	-	-	-	-	-	-	-	-
JAN '81	3	8110	-	-	-	-	-	-	5130	63.3	5130	63.3
FEB '81	1	600	-	-	-	-	-	-	-	-	-	-
MAR '81	2	1512	-	-	-	-	-	-	-	-	-	-
APR '81	4	7790	-	-	600	7.7	4250	54.6	1890	24.3	6740	86.5
MAY '81	2	5090	-	-	-	-	500	9.8	4500	88.4	5090	100
JUN '81	7	6615	-	-	300	4.5	-	-	4860	73.5	5160	78.0
JUL '81	1	320	-	-	-	-	-	-	-	-	-	-
AUG '81	5	1080	-	-	200	18.5	-	-	-	-	200	18.5
TOTAL	65	61188	1662	2.7	2603	4.3	5704	9.3	16920	27.7	27298	44.6

TABLE I (B) 6 Cont'd...

DATE	NUMBER OF PLANTS			
	Macropidia fuliginosa %	Boronia TOTAL %	Dryandra TOTAL %	
JUN '80	1650	58.7	-	-
JUL '81	750	41.2	-	-
AUG '80	-	-	-	-
SEP '80	-	-	-	-
OCT '80	-	-	2200	10.3
NOV '80	-	-	-	2700
DEC '80	-	-	-	12.7
JAN '81	2700	33.3	-	-
FEB '81	600	100	-	-
MAR '81	1500	99.2	-	-
APR '81	1050	13.5	-	-
MAY '81	-	-	-	-
JUN '81	300	4.5	650	9.8
JUL '81	-	-	-	-
AUG '81	-	-	-	280
TOTAL	8550	14.0	2850	4.7
			2980	4.9

SECTION (C) INDUSTRY VALUE CALCULATIONS

TABLE I (C) 1 Value to the pickers of different plant parts taken for sale in the period June '80 to August '81, the average number of days worked/month by pickers, and their average monthly and yearly earnings (before costs).

DATE	FLOWERING STEMS	LEAVES	NUTS AND FRUIT	SEED	Boronia megastigma BLOSSOMS	AVERAGE NO. OF DAYS WORKED	AVERAGE MONTHLY EARNINGS (\$)
JUN '80	10463	3383	353	1311		8.3	419
JUL '80	26490	825	893	2447		6.7	529
AUG '80	75867	432	11	2006	20526	9.8	701
SEP '80	84341	417	610	8588	1630	7.9	503
OCT '80	70750	1158	66	8230		6.3	404
NOV '80	82461	970	1443	41103		10.8	627
DEC '80	81812	1270	16	69105		9.1	765
JAN '81	29460	2370	591	88108		8.1	880
FEB '81	25554	839	1394	20880		6.0	340
MAR '81	27815	3732	261	18760		6.0	389
APR '81	20949	534	1387	8031		4.7	231
MAY '81	14211	707	2230	63088		5.2	704
JUN '81	13342	1887	309	6155		5.6	174
JUL '81	13935	2259	129	10129		5.6	215
AUG '81	45373	1894	364	30813	3876	7.3	653
TOTAL (\$) (IN 80/81 FINANCIAL YEAR)	546408	15141	9209	336496	26032		6245

Appendix II

COMPUTER PROGRAMS FOR PROCESSING OF FLORA PICKERS' RETURNS

Introduction

This Appendix describes a set of programs for processing the Flora Pickers' Returns. The data are stored on the University of Western Australia CYBER using the GENERAL DATA MANAGEMENT SYSTEM (GDMS). The GDMS data are processed by three SPSS programs and this output is edited by three other programs to produce more compact reports.

The purpose of the system was to:

- (i) store flora pickers' returns in a log book file, and
- (ii) produce an edited SPSS analysis for use in evaluating the industry and to keep check on the amounts and types of plants that are commercially exploited.

Licensed commercial wildflower pickers are required to submit monthly returns that detail the location of picking, and the species, parts, and amounts taken. Returns are edited by hand before submission for punching. The key punch instructions given on the data preparation coding form are shown in Fig. 1.

Programs

1. LOG BOOK SYSTEM Programs

The flora pickers' returns are stored on a file called PRFLORALBDATA, using the GDMS system. The GDMS format is stored on the file PRFLORAFMTBIN.

New records are added to the data file by the program PRFLORALBBLD which handles data punched on cards. Records may be added from a remote terminal by the program MARKFLORAUPDATE. The Job Control Language (JCL) of MARKFLORAUPDATE is listed below in Table 1.

Validating of the logbook data is done manually, though checking for extreme values and repeated records may be done with a logbook program. Modification of the GDMS data is done by a program stored in a file called FDFLORALBMOD, and the JCL of this job is contained in Table 2.

2. SPSS Analysis/REPORT Programs

SPSS programs are used to analyse the data to produce tables of quantities of flora taken for species, month, and grid location. The data for these programs are contained in an unloaded version of PRFLORALBDATA,

Appendix II

FIGURE 1. DEPARTMENT OF FISHERIES AND WILDLIFE
KEYPUNCH INSTRUCTIONS

PROJECT NAME: RETURN OF FLORA

DATE: 21/7/81

NAME OF FIELD	COLUMNS		Number of Columns	Numeric	PUNCH						DUPL		REMARKS	
	From	Thru			Alpha	Left Justify	Right Justify	Zero Fill	Skip	Reg	Alt			
PRIVATE/CROWN	1		1		+									Punch "P" or "C"
MONTH	2	4	3		+									Punch first 3 char of month
YEAR	5	6	2	+										
INITIALS OF NAMES	8	10	3		+	+								Punch initials of surname and first 2 names
LICENCE NO.	12	15	4	+					+					
CIRCLED NO. (Next to Licence No. if any)	17	18	2	+					+					
NUMBER OF DAYS	20	21	2	+					+					
SPECIES CODE NO.	23	26	4	+					+					
PART TAKEN CODE	28		1		+									
AMOUNT	29	38	10	+					+					
UNIT	40	41	2		+	+								
LOCALITY	43	46	4	+					+					

GENERAL INSTRUCTIONS:

PARTS TAKEN CODE

F - FLOWERING STEM
S - SEEDS
N - FRUITS & NUTS
L - LEAVES
C - CUTTINGS
W - WHOLE PLANT

P - SPRAYS
B - BLOSSOMS
FO - FRONDS
O - OTHER PARTS

UNIT CODE

B - BUNCHES
K - KGS
BA - BAGS
S - STEMS
F - FLOWERS
G - GRAMS
NU - NUTS

C - CONES
N - NUMBERS
R - ROLLS
RH - RHIZOMES
T - TIPS
FO - FRONDS

NAME:

which is accompanied by PRFLORAUTILRUN, to produce the file PRFLORADATA.

SPSS program MARKSSTUFF records some of the data fields, and attaches labels to all values. The JCL for MARKSSTUFF is listed in Table 3. The output for the program and the breakdown of the data are done by the SPSS Report Generator (Table 4). The output is stored on TAPE1, and lists the data as a table in the form of a breakdown by species, month, location, parts taken, unit, quantity, number of records.

SPSS program FLORALIST is similar to MARKSSTUFF, and output is also directed to TAPE1. The breakdown differs from MARKSSTUFF in that the location of the records is ignored. FLORALIST was written to accommodate the tabulation of volumes of stems and seed taken for each species.

SPSS program GEOGFLOA is also similar to MARKSSTUFF and the output is directed to TAPE1. The breakdown of data in GEOGFLOA is ordered by location, part, species, unit, and amount. GEOGFLOA was written to facilitate the geographic analysis of the pickers data.

3. Editing the SPSS output

The SPSS output was edited because the output format is very inflexible, and there are only three to four records per page. The edit programs swap the part and unit columns, delete unnecessary lines, shift the species name to a line above the data output, and set the page size to A4 for publication. All the edit programs were written in Fortran IV.

The file called EDPROG contains the program SPEDIT which reformats the output from the SPSS program MARKSSTUFF. The program ignores all input from the start of the output file up until the first record of the genus Acacia. This is done to rid the output of all SPSS control statements. The program then lists the relevant data in a condensed format. The output from SPEDIT is stored in a file called SPSEEDOUTPUT and this file is listed in Appendix III, showing a summary of the pickers data for June, 1980 to August, 1981.

The program GRIDLESSEDPROG is similar to EDPROG but edits the output of the SPSS program FLORALIST. The program GEOGEDPROG edits the output of the SPSS program GEOGFLOA.

Summary

The program file names are listed below. All the above files are stored on a SYSTEM disc of the Department of Fisheries and Wildlife.

Appendix II

FILE NAME	FUNCTION
PRFLORAFMTBIN	Binary format file for log book
PRFLORALBDATA	Log book data file
PRFLORADATA	Data file (unloaded version)
TAPE1	Output of SPSS programs
SPSSEDOUPTUT	Edited SPSS output from EDPROG
PRFLORALBBLD	Adds new log book records
MARKFLORAUPDATE	Adds new log book records from remote terminal
FLORALBMOD	Modified log book data
PRFLORAUTILRUN	Unloads the log book data
MARKSSTUFF	SPSS run (by species, month, & location)
FLORALIST	SPSS un (by species & month)
GEOGFLORA	SPSS run (by location & species)
EDPROG	Edit program for MARKSSTUFF
GRIDLESSEDPORG	Edit program for FLOLRALIST
GEOGEDPROG	Edit program for GEOGFLORA

All program and output listings are held by Dr S. Hopper at the Department of Fisheries and Wildlife, Wildlife Research Centre.

Table 1. GDMS build program MARKFLORAUPDATE - JCL

```

L2*FS1*, T20, P4
COMMENT. PROGRAM FLORAUPDATE.
COPYBR, INPUT, DATA.
ATTACH, FORMAT, PRFLORAFMTBIN, ID = L2*FS1.
ATTACH, LBFILE, PRFLORALBDATA, ID = L2*FS1.
ATTACH, LGBKLIB, ID = L2*FS1.
LIBRARY, LGBKLIB.
LGBKBLD.
*EOS

```

Table 2. GDMS modify program FLORALBMOD - JCL

```

L2*FS1* T20, P4.
COMMENT. PROGRAM FLORALBMOD.
COPYBR, INPUT, CORRCT.
ATTACH, FORMAT, PRFLORAFMTBIN, ID = L2*FS1.
ATTACH, LBFILE, PRFLORALBDATA, ID = L2*FS1.
ATTACH, LGBKLIB, ID = L2*FS1.
LIBRARY, LGBKLIB.
LGBKBLD.
*EOS

```

Table 3. SPSS program MARKSSTUFF - JCL

```

L2*FS1*, T400, CM100000, P2, STSH2. MARK B.
COMMENT. PROGRAM FLORALBAS.
ATTACH, A, PRFLORADATA, ID = L2*FS1.
REQUEST, TAPE1, PF.
SPSS8, D = A, L = TAPE1, MF = 100000.
REWIND, TAPE1.
CATALOG, TAPE1, ID = L2*FS1, RP = 999.
*EOS

```

Table 4. SPSS Report Generator - Statement Format

```

REPORT          FORMAT = DEFAULT/
                VARS = AMOUNT/
                CHEAD = "SUMMARY OF FLORA RETURNS"/
                BREAK = SPCODE "-CODE" (LABEL) (20)/
                SUMMARY = VALIDN/
                BREAK = AMONTH (6)/
                SUMMARY = VALIDN/
                BREAK = GRID(LABEL) (20)/
                SUMMARY = VALIDN/
                BREAK = PART (LABEL)/
                SUMMARY = CALIDN/
                BREAK = UNIT (LABEL) (10)/
                SUMMARY = SUM (AMOUNT (2))/
*EOS

```

APPENDIX III

A BREAKDOWN OF THE WILDFLOWER PICKERS' DATA

June 1980 to August 1981

The computer listing below is the output of the program MARKSSTUFF, edited by program EDPROG. The details of these programs and other associated programs are given in Appendix II.

Species are listed alphabetically and within each species the data are summarised by month, location, part, amount and unit. The number of records (the number of lines on return forms contributing to the data) for each amount are also included. Generic groups and some more general groups are listed at the bottom of the table to accommodate inaccurate identifications. Missing data, mostly in the form of missing map grid reference numbers, is represented by the symbol -0.

The species Leptospermum sericeum was misidentified by pickers. The data for this species pertain to Agonis parviceps. The records for these two species listed below have been combined under Agonis parviceps in the text.

The species Banksia gardneri is out of alphabetical sequence in the list. The name was recently changed from Banksia prostrata and this species was sorted in the program under the old name.

Appendix III

SPECIES/MONTH	MAP GRID	PART TAKEN	AMOUNT	UNIT	RECORDS
ACACIA ACRADENIA					
OCT80	MT BRUCE 92	SEED	2.00	KILOS	1
ACACIA ALATA					
DEC80	PINJARRA-SW 1913	SEED	.81	KILOS	1
ACACIA CRASPEDOCARPA					
MAR81	BELELE 132	SEED	1.00	KILOS	1
ACACIA CYCLOPS					
NOV80	PINJARRA-NW 1911	SEED	5.00	KILOS	1
DEC80	PERTH-SW 1813	SEED	10.00	KILOS	2
APR81	PERTH-SW 1813	SEED	5.00	KILOS	1
ACACIA DENSIFLORA					
JAN81	HILL RIVER-SE 1704	FLOWERING STEMS	599.00	BUNCHES	1
ACACIA DRUMMONDII					
DEC80	HILL RIVER-SE 1704	FLOWERING STEMS	83.00	BUNCHES	1
	PERTH-SW 1813	SEED	1.00	KILOS	1
	MOUNT BARKER-SW 2123	SEED	7.00	KILOS	1
	MOUNT BARKER-SE 2124	SEED	500.00	GRAMS	3
			27.00	KILOS	3
	BREMER BAY-NW 2131	SEED	.50	KILOS	1
ACACIA EXTENSA					
DEC80	PINJARRA-SW 1913	SEED	27.80	KILOS	1
JUL81	RAVENSTHORPE 204	FLOWERING STEMS	21.00	BUNCHES	1
AUG81	RAVENSTHORPE 204	FLOWERING STEMS	70.00	BUNCHES	1
ACACIA GRAFFIANA					
DEC80	RAVENSTHORPE 204	SEED	.50	KILOS	1
MAY81	PERTH-SE 1814	FLOWERING STEMS	1.00	BUNCHES	1
ACACIA HOLOSERICEA					
NOV80	MT BRUCE 92	SEED	4.00	KILOS	1
ACACIA HORRIDULA					
DEC80	PERTH-SW 1813	SEED	0	*SAMPLE	1
ACACIA ITEAPHYLLA					
NOV80	PERTH-SW 1813	SEED	.06	KILOS	1
ACACIA IXIOPHYLLA					
NOV80	MT BRUCE 92	SEED	2.50	KILOS	1
ACACIA LATERITICOLA					
DEC80	PINJARRA-SW 1913	SEED	23.00	KILOS	1
ACACIA LEIODERMA					
DEC80	MOUNT BARKER-SE 2124	SEED	11.00	KILOS	1
JAN81	MOUNT BARKER-SE 2124	SEED	6.75	KILOS	1
ACACIA LIGULATA					
NOV80	MT BRUCE 92	SEED	2.00	KILOS	1

Appendix III

SPECIES/MONTH	MAP GRID	PART TAKEN	AMOUNT	UNIT	RECORDS
JAN81	WILUNA 134	SEED	3.00	KILOS	1
ACACIA LINOPHYLLA					
JAN81	WILUNA 134	SEED	53.00	KILOS	1
FEB81	WILUNA 134	SEED	25.00	KILOS	1
ACACIA LITTORIA					
DEC80	PERTH-SW 1813	SEED	1.00	KILOS	1
ACACIA MAITLANDII					
NOV80	MT BRUCE 92	SEED	3.00	KILOS	1
ACACIA MYRTIFOLIA					
SEP80	DUMBLEYUNG-SE 2024	FLOWERING STEMS	30.00	STEMS	1
DEC80	MOUNT BARKER-SE 2124	SEED	715.00	GRAMS	3
			71.00	KILOS	
ACACIA PACHYACRA					
NOV80	MT BRUCE 92	SEED	2.00	KILOS	1
MAR81	KINGSTON 135	SEED	1.00	KILOS	1
ACACIA PARADOXA					
DEC80	PINJARRA-NW 1911	FLOWERING STEMS	20.00	BUNCHES	1
ACACIA PRUINOCARPA					
JAN81	MT BRUCE 92	SEED	2.00	KILOS	1
MAR81	KINGSTON 135	SEED	56.00	KILOS	1
ACACIA PULCHELLA					
SEP80	DUMBLEYUNG-SE 2024	FLOWERING STEMS	40.00	STEMS	1
NOV80	PERTH-SW 1813	NUTS & FRUIT	6.00	BAGS	3
			812.00	KILOS	
DEC80	PERTH-SW 1813	NUTS & FRUIT	8.00	BAGS	2
	PINJARRA-SW 1913	SEED	1.20	KILOS	1
	COLLIE-SW 2013	SEED	40.00	KILOS	1
	MOUNT BARKER-SE 2124	SEED	2.00	KILOS	1
JAN81	COLLIE-SW 2013	SEED	90.00	KILOS	1
ACACIA SALIGNA					
SEP80	DUMBLEYUNG-SE 2024	FLOWERING STEMS	30.00	STEMS	1
OCT80	DUMBLEYUNG-SE 2024	FLOWERING STEMS	15.00	STEMS	1
DEC80	PERTH-SW 1813	SEED	11.00	KILOS	1
ACACIA SCLEROSPERMA					
NOV80	MT BRUCE 92	SEED	2.50	KILOS	1
DEC80	WOORAMEL 120	SEED	18.00	KILOS	1
ACACIA SUBCAERULEA					
NOV80	MOUNT BARKER-SE 2124	SEED	.15	KILOS	1
ACACIA SULCATA					
SEP80	DUMBLEYUNG-SE 2024	FLOWERING STEMS	30.00	STEMS	1
OCT80	DUMBLEYUNG-SE 2024	FLOWERING STEMS	10.00	STEMS	1
ACACIA TETRAGONOCARPA					
DEC80	BELELE 132	SEED	1.75	KILOS	1

Appendix III

SPECIES/MONTH	MAP GRID	PART TAKEN	AMOUNT	UNIT	RECORDS
ACACIA TUMIDA					
OCT80	MT BRUCE 92	SEED	1.50	KILOS	1
ACACIA UROPHYLLA					
DEC80	PINJARRA-SW 1913	SEED	2.03	KILOS	1
ACTINODIUM CUNNINGHAMII					
OCT80	MOUNT BARKER-NE 2122	FLOWERING STEMS	7.00	BUNCHES	1
	MOUNT BARKER-SE 2124	FLOWERING STEMS	12.00	STEMS	1
		WHOLE PLANTS	500.00	NUMBER	1
ACTINOSTROBUS PYRAMIDALIS					
DEC80	PERTH-SW 1813	SEED	3.00	KILOS	1
ADANSONIA GREGORII					
AUG80	PENDER-BROOME 45	SEED	1.00	KILOS	1
ADENANTHOS BARBIGER.					
AUG81	PINJARRA-SW 1913	CUTTINGS	150.00	STEMS	1
ADENANTHOS BARBIGERUS					
SEP80	MOUNT BARKER-SW 2123	FLOWERING STEMS	200.00	BUNCHES	1
OCT80	MOUNT BARKER-SE 2124	WHOLE PLANTS	2000.00	NUMBER	1
NOV80	MOUNT BARKER-SW 2123	FLOWERING STEMS	225.00	BUNCHES	1
JAN81	MOUNT BARKER-SW 2123	FLOWERING STEMS	100.00	BUNCHES	1
MAR81	MOUNT BARKER-NW 2121	FLOWERING STEMS	757.00	BUNCHES	1
	MOUNT BARKER-SW 2123	FLOWERING STEMS	122.00	STEMS	1
APR81	MOUNT BARKER-SW 2123	FLOWERING STEMS	350.00	BUNCHES	2
MAY81	MOUNT BARKER-SW 2123	FLOWERING STEMS	86.00	BUNCHES	1
JUN81	PERENJORI-SW 1613	LEAVES	30.00	BUNCHES	1
ADENANTHOS CYGNORUM					
JUL80	PERTH-SW 1813	FLOWERING STEMS	332.00	BUNCHES	1
OCT80		-0	40.00	BUNCHES	1
	PERTH-SW 1813	FLOWERING STEMS	112.00	BUNCHES	2
DEC80	PERTH-SW 1813	FLOWERING STEMS	144.00	BUNCHES	2
FEB81	PERTH-SW 1813	FLOWERING STEMS	289.00	BUNCHES	1
APR81	PERTH-NW 1811	FLOWERING STEMS	292.00	BUNCHES	1
JUL81	PINJARRA-NW 1911	FLOWERING STEMS	100.00	BUNCHES	1
ADENANTHOS MEISNERI					
DEC80	AUGUSTA-NE 2102	FLOWERING STEMS	75.00	BUNCHES	1
	PEMBERTON-NW 2111	FLOWERING STEMS	75.00	BUNCHES	1
JAN81	AUGUSTA-NE 2102	FLOWERING STEMS	80.00	BUNCHES	1
FEB81	BUSSELTON-SE 2004	FLOWERING STEMS	500.00	BUNCHES	1
MAR81		-0	500.00	BUNCHES	1
APR81	BUSSELTON-SE 2004	FLOWERING STEMS	500.00	BUNCHES	1
MAY81	BUSSELTON-SE 2004	FLOWERING STEMS	500.00	BUNCHES	1
JUN81		-0	1000.00	BUNCHES	1
ADENANTHOS OBOVATUS					
JUL80	PEMBERTON-SW 2113	FLOWERING STEMS	42.00	BUNCHES	1
	MOUNT BARKER-SW 2123	FLOWERING STEMS	23.00	BUNCHES	1

Appendix III

SPECIES/MONTH	MAP GRID	PART TAKEN	AMOUNT	UNIT	RECORDS
AUG80	PEMBERTON-SW 2113	FLOWERING STEMS	29.00	BUNCHES	1
	MOUNT BARKER-SW 2123	FLOWERING STEMS	84.00	BUNCHES	1
SEP80	PEMBERTON-SW 2113	FLOWERING STEMS	66.00	BUNCHES	1
	MOUNT BARKER-SW 2123	FLOWERING STEMS	103.00	BUNCHES	1
OCT80	MOUNT BARKER-SW 2123	FLOWERING STEMS	20.00	BUNCHES	1
	MOUNT BARKER-SE 2124	WHOLE PLANTS	200.00	NUMBER	1
NOV80	BUSSELTON-SE 2004	FLOWERING STEMS	20.00	STEMS	1
DEC80	-0	FLOWERING STEMS	12.00	BUNCHES	1
	AUGUSTA-NE 2102	FLOWERING STEMS	100.00	BUNCHES	1
	PEMBERTON-NW 2111	FLOWERING STEMS	100.00	BUNCHES	1
	MOUNT BARKER-SW 2123	FLOWERING STEMS	1846.00	BUNCHES	2
JAN81	AUGUSTA-NE 2102	FLOWERING STEMS	100.00	BUNCHES	1
	MOUNT BARKER-SW 2123	FLOWERING STEMS	731.00	BUNCHES	3
FEB81	BUSSELTON-SE 2004	FLOWERING STEMS	200.00	BUNCHES	1
	PEMBERTON-SW 2113	FLOWERING STEMS	8.00	BUNCHES	1
	MOUNT BARKER-SW 2123	FLOWERING STEMS	2234.00	BUNCHES	
			23.00	STEMS	4
MAR81	-0	FLOWERING STEMS	100.00	BUNCHES	1
	PEMBERTON-SW 2113	FLOWERING STEMS	4.00	BUNCHES	1
	MOUNT BARKER-SW 2123	FLOWERING STEMS	1700.00	STEMS	1
APR81	COLLIE-SW 2013	FLOWERING STEMS	100.00	BUNCHES	1
	PEMBERTON-SW 2113	FLOWERING STEMS	8.00	BUNCHES	1
	MOUNT BARKER-SW 2123	FLOWERING STEMS	402.00	BUNCHES	2
		LEAVES	57.00	BUNCHES	1
	BREMER BAY-NW 2131	FLOWERING STEMS	1000.00	BUNCHES	1
MAY81	COLLIE-SW 2013	FLOWERING STEMS	100.00	BUNCHES	1
	MOUNT BARKER-SW 2123	FLOWERING STEMS	727.00	BUNCHES	3
	BREMER BAY-NW 2131	FLOWERING STEMS	2000.00	BUNCHES	1
JUN81	-0	FLOWERING STEMS	100.00	BUNCHES	1
	MOUNT BARKER-SW 2123	FLOWERING STEMS	192.00	BUNCHES	1
JUL81	PEMBERTON-SW 2113	FLOWERING STEMS	9.00	BUNCHES	1
	MOUNT BARKER-SW 2123	FLOWERING STEMS	680.00	BUNCHES	2
AUG81	PEMBERTON-SW 2113	FLOWERING STEMS	6.00	BUNCHES	1
	MOUNT BARKER-SW 2123	FLOWERING STEMS	568.00	BUNCHES	1
ADENANTHOS TEGES					
AUG81	MOUNT BARKER-SW 2123	FLOWERING STEMS	200.00	BUNCHES	1
AGONIS JUNIPERINA					
JUL80	MOUNT BARKER-SW 2123	FLOWERING STEMS	1900.00	BUNCHES	1
AUG80	MOUNT BARKER-SW 2123	FLOWERING STEMS	3225.00	BUNCHES	2
SEP80	MOUNT BARKER-SW 2123	FLOWERING STEMS	4643.00	BUNCHES	2
OCT80	MOUNT BARKER-SW 2123	FLOWERING STEMS	776.00	BUNCHES	1
NOV80	BUSSELTON-SE 2004	FLOWERING STEMS	20.00	STEMS	1
	MOUNT BARKER-SW 2123	FLOWERING STEMS	457.00	BUNCHES	1
DEC80	-0	FLOWERING STEMS	156.00	BUNCHES	1
FEB81	MOUNT BARKER-SW 2123	FLOWERING STEMS	63.00	BUNCHES	1
MAR81	MOUNT BARKER-SW 2123	FLOWERING STEMS	140.00	BUNCHES	1
APR81	-0	LEAVES	3.00	BUNCHES	1
	MOUNT BARKER-SW 2123	FLOWERING STEMS	486.00	BUNCHES	1
MAY81	MOUNT BARKER-SW 2123	FLOWERING STEMS	1113.00	BUNCHES	1
JUN81	MOUNT BARKER-SW 2123	FLOWERING STEMS	630.00	BUNCHES	1
JUL81	-0	FLOWERING STEMS	1373.00	BUNCHES	1
AUG81	MOUNT BARKER-SW 2123	FLOWERING STEMS	2231.00	BUNCHES	1

SPECIES/MONTH	MAP GRID	PART TAKEN	AMOUNT	UNIT	RECORDS
AGONIS LINEARIFOLIA					
FEB81	BUSSELTON-SE 2004	SEED	.20	KILOS	1
MAR81	PINJARRA-NW 1911	SEED	1.03	KILOS	1
AGONIS MARGINATA					
MAY81	PERTH-SW 1813	LEAVES	3.00	BUNCHES	1
AUG81	PERTH-SW 1813	LEAVES	4.00	BUNCHES	1
	MOUNT BARKER-SW 2123	NUTS & FRUIT	328.00	BAGS	1
AGONIS PARVICEPS					
JUL80	PEMBERTON-SW 2113	FLOWERING STEMS	47.00	BUNCHES	1
	MOUNT BARKER-SW 2123	FLOWERING STEMS	751.00	BUNCHES	1
AUG80	BUSSELTON-SE 2004	FLOWERING STEMS	475.00	STEMS	1
	PEMBERTON-SW 2113	FLOWERING STEMS	76.00	BUNCHES	1
SEP80	PEMBERTON-SW 2113	FLOWERING STEMS	114.00	BUNCHES	1
	MOUNT BARKER-SW 2123	FLOWERING STEMS	5744.00	BUNCHES	3
OCT80	PEMBERTON-SE 2114	FLOWERING STEMS	1300.00	BUNCHES	1
	MOUNT BARKER-SW 2123	FLOWERING STEMS	725.00	BUNCHES	1
	MOUNT BARKER-SE 2124	FLOWERING STEMS	277.00	STEMS	1
NOV80	PEMBERTON-SW 2113	FLOWERING STEMS	57.00	BUNCHES	1
	PEMBERTON-SE 2114	FLOWERING STEMS	2000.00	BUNCHES	1
	MOUNT BARKER-SW 2123	FLOWERING STEMS	3284.00	BUNCHES	2
DEC80	PEMBERTON-SW 2113	FLOWERING STEMS	25.00	BUNCHES	1
	PEMBERTON-SE 2114	FLOWERING STEMS	2500.00	BUNCHES	1
JAN81	PEMBERTON-SW 2113	FLOWERING STEMS	39.00	BUNCHES	1
FEB81	PEMBERTON-SW 2113	FLOWERING STEMS	56.00	BUNCHES	1
	PEMBERTON-SE 2114	FLOWERING STEMS	200.00	BUNCHES	1
MAR81	PEMBERTON-SW 2113	FLOWERING STEMS	81.00	BUNCHES	1
APR81	PEMBERTON-SW 2113	FLOWERING STEMS	60.00	BUNCHES	1
	MOUNT BARKER-SW 2123	FLOWERING STEMS	1601.00	BUNCHES	2
JUN81	PEMBERTON-SW 2113	FLOWERING STEMS	31.00	BUNCHES	1
	MOUNT BARKER-SW 2123	FLOWERING STEMS	1500.00	BUNCHES	1
JUL81	PEMBERTON-SW 2113	FLOWERING STEMS	43.00	BUNCHES	1
AUG81	PEMBERTON-SW 2113	FLOWERING STEMS	46.00	BUNCHES	1
	MOUNT BARKER-SW 2123	FLOWERING STEMS	2515.00	BUNCHES	1
	MOUNT BARKER-SE 2124	FLOWERING STEMS	2630.00	BUNCHES	1
AGROSTOCRINUM SCABRUM					
OCT80	MOUNT BARKER-SE 2124	WHOLE PLANTS	1000.00	NUMBER	1
DEC80	MOUNT BARKER-SE 2124	SEED	.15	KILOS	1
ALYOGYNE HAKEIFOLIA					
DEC80	DONGARA-SE 1604	SEED	0	*SAMPLE	1
ANARTHRIA SCABRA					
SEP80	MOUNT BARKER-SW 2123	FLOWERING STEMS	256.00	BUNCHES	1
	MOUNT BARKER-SE 2124	FLOWERING STEMS	48.00	STEMS	1
OCT80	MOUNT BARKER-SE 2124	WHOLE PLANTS	100.00	NUMBER	1
JUN81	HILL RIVER-SE 1704	FLOWERING STEMS	600.00	BUNCHES	1
ANDERSONIA ARISTATA					
JUN81	MOUNT BARKER-SW 2123	FLOWERING STEMS	100.00	BUNCHES	1
ANDERSONIA CAERULEA					
JUL80	PEMBERTON-SW 2113	FLOWERING STEMS	57.00	BUNCHES	1

Appendix III

SPECIES/MONTH	MAP GRID	PART TAKEN	AMOUNT	UNIT	RECORDS
AUG80	PEMBERTON-SW 2113	FLOWERING STEMS	42.00	BUNCHES	1
SEP80	PEMBERTON-SW 2113	FLOWERING STEMS	38.00	BUNCHES	1
JUN81		FLOWERING STEMS	5.00	BUNCHES	1
AUG81	PEMBERTON-SW 2113	FLOWERING STEMS	146.00	BUNCHES	1
ANDERSONIA SIMPLEX					
JUL80	MOUNT BARKER-SW 2123	FLOWERING STEMS	1987.00	BUNCHES	1
AUG80	PEMBERTON-SE 2114	FLOWERING STEMS	216.00	BUNCHES	1
	MOUNT BARKER-SW 2123	FLOWERING STEMS	1120.00	BUNCHES	2
SEP80	MOUNT BARKER-SW 2123	FLOWERING STEMS	900.00	BUNCHES	1
DEC80	PEMBERTON-SE 2114	FLOWERING STEMS	180.00	BUNCHES	1
AUG81	MOUNT BARKER-SW 2123	FLOWERING STEMS	1197.00	BUNCHES	2
ANIGOZANTHOS BICOLOR					
AUG80	PERTH-SW 1813	FLOWERING STEMS	50.00	STEMS	1
SEP80	PERTH-SW 1813	FLOWERING STEMS	20.00	STEMS	1
		WHOLE PLANTS	19.00	NUMBER	1
OCT80	PERTH-SW 1813	FLOWERING STEMS	24.00	STEMS	1
DEC80	PERTH-NW 1811	SEED	1.00	BAGS	2
AUG81	PERTH-SW 1813	FLOWERING STEMS	1.00	BUNCHES	1
ANIGOZANTHOS FLAVIDUS					
OCT80	PERTH-SW 1813	FLOWERING STEMS	16.00	STEMS	1
	BUSSELTON-SE 2004	FLOWERING STEMS	6.00	BUNCHES	1
NOV80	BUSSELTON-SE 2004	FLOWERING STEMS	30.00	STEMS	1
	COLLIE-NW 2011	FLOWERING STEMS	551.00	BUNCHES	2
	PEMBERTON-SW 2113	FLOWERING STEMS	30.00	STEMS	1
	MOUNT BARKER-SW 2123	FLOWERING STEMS	148.00	BUNCHES	1
DEC80	PERTH-SE 1814	FLOWERING STEMS	57.00	STEMS	1
	BUSSELTON-SE 2004	FLOWERING STEMS	13.00	BUNCHES	2
	COLLIE-NW 2011	FLOWERING STEMS	867.00	BUNCHES	2
	COLLIE-SW 2013	FLOWERING STEMS	100.00	STEMS	1
	AUGUSTA-NE 2102	FLOWERING STEMS	10.00	BUNCHES	1
	PEMBERTON-SW 2113	FLOWERING STEMS	100.00	STEMS	1
	MOUNT BARKER-SW 2123	FLOWERING STEMS	1780.00	BUNCHES	2
FEB81	PERTH-SE 1814	FLOWERING STEMS	3.00	STEMS	1
	BUSSELTON-SE 2004	SEED	.14	KILOS	1
MAR81	PERTH-SW 1813	SEED	4.00	KILOS	1
	BUSSELTON-SE 2004	SEED	4.00	KILOS	1
APR81	BUSSELTON-SE 2004	SEED	1.50	KILOS	1
JUN81	BUSSELTON-SE 2004	SEED	4.75	KILOS	1
ANIGOZANTHOS HUMILIS					
JUN80	MOORA-SW 1713	WHOLE PLANTS	6.00	BAGS	1
AUG80		WHOLE PLANTS	5.00	BAGS	1
	PERTH-SW 1813	FLOWERING STEMS	604.00	BUNCHES	4
	KELLERBERRIN-SW 1823	FLOWERING STEMS	10.00	STEMS	1
SEP80	PERTH-SW 1813	FLOWERING STEMS	216.00	BUNCHES	3
	DUMBLEYUNG-SE 2024	FLOWERING STEMS	20.00	STEMS	1
OCT80	PERTH-SW 1813	FLOWERING STEMS	30.00	BUNCHES	1
			200.00	STEMS	2
	MOUNT BARKER-SE 2124	FLOWERING STEMS	35.00	BUNCHES	1
NOV80	HILL RIVER-SE 1704	WHOLE PLANTS	12.00	NUMBER	1
DEC80	PERTH-NW 1811	SEED	1.00	KILOS	1

SPECIES/MONTH	MAP GRID	PART TAKEN	AMOUNT	UNIT	RECORDS
JAN81	DONGARA-NE 1602	SEED	5.00	KILOS	1
	MOORA-SW 1713	NUTS & FRUIT	.25	BOXES	1
JUL81	PERTH-SW 1813	FLOWERING STEMS	60.00	BUNCHES	1
AUG81	PERTH-SW 1813	FLOWERING STEMS	50.00	BUNCHES	1
ANIGOZANTHOS MANGLESII					
JUL80	PERTH-SW 1813	FLOWERING STEMS	76.00	BUNCHES	2
AUG80		WHOLE PLANTS	4.00	BAGS	1
	HILL RIVER-NW 1702	FLOWERING STEMS	529.00	BUNCHES	1
	MOORA-SW 1713	FLOWERING STEMS	15.00	BUNCHES	1
	PERTH-NW 1811	FLOWERING STEMS	383.00	BUNCHES	1
	PERTH-SW 1813	FLOWERING STEMS	2644.00	BUNCHES	
			4000.00	STEMS	7
	PERTH-SE 1814	FLOWERING STEMS	300.00	BUNCHES	1
	PINJARRA-NW 1911	FLOWERING STEMS	65.00	BUNCHES	1
	BUSSELTON-SE 2004	FLOWERING STEMS	280.00	STEMS	1
SEP80		FLOWERING STEMS	90.00	BUNCHES	1
	HILL RIVER-NW 1702	FLOWERING STEMS	1574.00	BUNCHES	
			247.00	STEMS	3
	HILL RIVER-SE 1704	FLOWERING STEMS	12.00	BUNCHES	1
	PERTH-NW 1811	FLOWERING STEMS	580.00	BUNCHES	1
	PERTH-SW 1813	FLOWERING STEMS	1093.00	BUNCHES	
			6260.00	STEMS	10
	PERTH-SE 1814	FLOWERING STEMS	350.00	BUNCHES	
			24.00	STEMS	2
	PINJARRA-NW 1911	FLOWERING STEMS	440.00	BUNCHES	1
	BUSSELTON-SE 2004	FLOWERING STEMS	6.00	BUNCHES	
			2100.00	STEMS	2
	COLLIE-NW 2011	FLOWERING STEMS	74.00	BUNCHES	1
OCT80	PERTH-SW 1813	FLOWERING STEMS	496.00	BUNCHES	
			238.00	STEMS	8
	PERTH-SE 1814	FLOWERING STEMS	250.00	BUNCHES	1
	COLLIE-NW 2011	FLOWERING STEMS	59.00	BUNCHES	1
NOV80	HILL RIVER-SE 1704	WHOLE PLANTS	3.00	NUMBER	1
	PERTH-SW 1813	FLOWERING STEMS	400.00	BUNCHES	1
	PINJARRA-NW 1911	OTHER	12.00	BAGS	1
DEC80	PERTH-SW 1813	SEED	8.40	KILOS	4
JAN81	PERTH-SW 1813	NUTS & FRUIT	5.00	BOXES	1
		SEED	19.00	KILOS	1
APR81	MOORA-SW 1713	WHOLE PLANTS	4.00	BAGS	1
JUN81	MOORA-SW 1713	WHOLE PLANTS	2.00	BAGS	1
AUG81	PERTH-NW 1811	FLOWERING STEMS	100.00	STEMS	1
	PERTH-SW 1813	FLOWERING STEMS	698.00	BUNCHES	5
		WHOLE PLANTS	200.00	NUMBER	1
	PINJARRA-NW 1911	FLOWERING STEMS	977.00	BUNCHES	
			51.00	STEMS	6
ANIGOZANTHOS PREISSII					
AUG81	PERTH-SW 1813	FLOWERING STEMS	4.00	BUNCHES	1
ANIGOZANTHOS PULCHERRIMUS					
JUN80	PERTH-NW 1811	OTHER	400.00	RHIZOME	1
JUL80	HILL RIVER-SE 1704	WHOLE PLANTS	3.00	BAGS	1
OCT80		FLOWERING STEMS	30.00	BUNCHES	1

Appendix III

SPECIES/MONTH	MAP GRID	PART TAKEN	AMOUNT	UNIT	RECORDS
	DONGARA-SE 1604	FLOWERING STEMS	30.00	STEMS	1
	HILL RIVER-NW 1702	FLOWERING STEMS	7.00	BUNCHES	2
	HILL RIVER-SE 1704	FLOWERING STEMS	15.00	BUNCHES	
			400.00	STEMS	2
	MOORA-SW 1713	FLOWERING STEMS	6.00	BUNCHES	1
	PERTH-NW 1811	FLOWERING STEMS	31.00	BUNCHES	1
NOV80		FLOWERING STEMS	8.00	BUNCHES	1
	PERENJORI-SW 1613	FLOWERING STEMS	44.00	BUNCHES	1
	HILL RIVER-NW 1702	FLOWERING STEMS	10249.00	BUNCHES	7
	HILL RIVER-SE 1704	FLOWERING STEMS	1953.00	BUNCHES	
			740.00	STEMS	10
		WHOLE PLANTS	4.00	NUMBER	1
	BUSSELTON-SE 2004	FLOWERING STEMS	10.00	STEMS	1
DEC80		FLOWERING STEMS	170.00	BUNCHES	1
	PERENJORI-SW 1613	FLOWERING STEMS	1209.00	BUNCHES	1
	HILL RIVER-NW 1702	FLOWERING STEMS	3397.00	BUNCHES	
			175.00	STEMS	5
	HILL RIVER-SE 1704	FLOWERING STEMS	1798.00	BUNCHES	
			493.00	STEMS	9
	PERTH-NW 1811	FLOWERING STEMS	4846.00	BUNCHES	3
	PERTH-SW 1813	FLOWERING STEMS	300.00	BUNCHES	1
	PERTH-SE 1814	FLOWERING STEMS	12.00	STEMS	1
JAN81	HILL RIVER-SE 1704	FLOWERING STEMS	2670.00	BUNCHES	1
	PERTH-SE 1814	FLOWERING STEMS	32.00	STEMS	1
FEB81	HILL RIVER-SE 1704	SEED	3.00	BAGS	1
MAR81	HILL RIVER-SE 1704	NUTS & FRUIT	.50	KILOS	1
APR81	MOORA-SW 1713	WHOLE PLANTS	17.00	BAGS	1
MAY81	MOORA-SW 1713	WHOLE PLANTS	2.00	BAGS	1
ANIGOZANTHOS RUFUS					
JUN80	RAVENSTHORPE 204	FLOWERING STEMS	78.00	BUNCHES	1
JUL80	PERTH-SW 1813	FLOWERING STEMS	500.00	BUNCHES	1
AUG80		WHOLE PLANTS	2.00	BAGS	1
	PERTH-SW 1813	FLOWERING STEMS	400.00	BUNCHES	1
SEP80	RAVENSTHORPE 204	FLOWERING STEMS	689.00	BUNCHES	1
OCT80		FLOWERING STEMS	280.00	BUNCHES	1
	RAVENSTHORPE 204	FLOWERING STEMS	3407.00	BUNCHES	2
	ESPERANCE 205	FLOWERING STEMS	525.00	BUNCHES	2
NOV80	RAVENSTHORPE 204	FLOWERING STEMS	4177.00	BUNCHES	2
	ESPERANCE 205	FLOWERING STEMS	130.00	BUNCHES	1
	PERTH-SE 1814	FLOWERING STEMS	87.00	STEMS	1
	MOUNT BARKER-NE 2122	FLOWERING STEMS	118.00	BUNCHES	1
	MOUNT BARKER-SE 2124	FLOWERING STEMS	16.00	STEMS	1
	BREMER BAY-NW 2131	FLOWERING STEMS	1500.00	BUNCHES	1
DEC80	PERTH-SE 1814	FLOWERING STEMS	74.00	STEMS	1
	MOUNT BARKER-NE 2122	FLOWERING STEMS	1988.00	BUNCHES	
			50.00	STEMS	2
	MOUNT BARKER-SE 2124	FLOWERING STEMS	2000.00	BUNCHES	1
JAN81	RAVENSTHORPE 204	WHOLE PLANTS	19.00	BAGS	1
APR81	MOUNT BARKER-SE 2124	WHOLE PLANTS	7.00	BAGS	1
MAY81	RAVENSTHORPE 204	FLOWERING STEMS	39.00	BUNCHES	1
		WHOLE PLANTS	17.00	BAGS	1
JUN81	RAVENSTHORPE 204	WHOLE PLANTS	18.00	BAGS	1
ANIGOZANTHOS VIRIDIS					
JUL80	HILL RIVER-SE 1704	WHOLE PLANTS	3.00	BAGS	1

SPECIES/MONTH	MAP GRID	PART TAKEN	AMOUNT	UNIT	RECORDS
SEP80	DONGARA-SE 1604	FLOWERING STEMS	30.00	BUNCHES	
			30.00	STEMS	2
OCT80	HILL RIVER-SE 1704	FLOWERING STEMS	20.00	BUNCHES	1
NOV80	HILL RIVER-SE 1704	FLOWERING STEMS	400.00	STEMS	1
		WHOLE PLANTS	3.00	NUMBER	1
DEC80	MOORA-SW 1713	NUTS & FRUIT	1.00	BAGS	1
	MOUNT BARKER-SW 2123	FLOWERING STEMS	104.00	BUNCHES	1
JAN81	DONGARA-NE 1602	SEED	10.00	KILOS	1
	PINJARRA-NW 1911	SEED	458.00	GRAMS	1
ASTARTEA FASCICULARIS					
DEC80	PERTH-SE 1814	FLOWERING STEMS	5.00	BUNCHES	1
	MOUNT BARKER-SE 2124	SEED	3.00	KILOS	1
JAN81	PERTH-SE 1814	FLOWERING STEMS	3.00	BUNCHES	1
FEB81	PEMBERTON-SW 2113	FLOWERING STEMS	12.00	BUNCHES	1
MAY81	PERTH-SW 1813	LEAVES	4.00	BUNCHES	1
JUN81		-0 LEAVES	4.00	BUNCHES	1
JUL81		-0 LEAVES	4.00	BUNCHES	1
ATHRIXIA PULVERULENTA					
NOV80	PINJARRA-NW 1911	FLOWERING STEMS	3.00	BUNCHES	1
ATRIPLEX BUNBURYANA					
AUG81	WOORAMEL 120	SEED	20.00	KILOS	1
ATRIPLEX RHAGODIODES					
DEC80	WOORAMEL 120	SEED	50.00	KILOS	1
BAECKEA ASTARTEOIDES					
AUG80	PERTH-SW 1813	FLOWERING STEMS	1690.00	BUNCHES	1
SEP80	PERTH-SW 1813	FLOWERING STEMS	170.00	BUNCHES	1
JUN81	PERTH-SW 1813	FLOWERING STEMS	460.00	BUNCHES	1
JUL81	PERTH-SW 1813	FLOWERING STEMS	661.00	BUNCHES	1
AUG81	PERTH-NW 1811	FLOWERING STEMS	300.00	BUNCHES	1
BAECKEA CAMPHOROSMAE					
AUG80	HILL RIVER-SE 1704	CUTTINGS	200.00	STEMS	1
JAN81	PINJARRA-NW 1911	FLOWERING STEMS	8.00	BUNCHES	1
FEB81	PERTH-NW 1811	CUTTINGS	1.00	BAGS	1
AUG81	PERTH-SW 1813	FLOWERING STEMS	560.00	BUNCHES	1
BANKSIA ASHBYI					
NOV80	HILL RIVER-NW 1702	FLOWERING STEMS	11.00	STEMS	4
	PERTH-SE 1814	FLOWERING STEMS	5.00	STEMS	1
MAR81	AJANA 140	NUTS & FRUIT	4.00	BAGS	2
MAY81	AJANA 140	NUTS & FRUIT	2.00	BAGS	1
AUG81		-0 NUTS & FRUIT	1.00	BAGS	1
BANKSIA ATTENUATA					
SEP80	PERTH-SW 1813	FLOWERING STEMS	153.00	STEMS	1
OCT80	PERENJORI-SW 1613	FLOWERING STEMS	1110.00	STEMS	2
	HILL RIVER-SE 1704	FLOWERING STEMS	62.00	STEMS	2
	MOUNT BARKER-NE 2122	FLOWERING STEMS	4.00	STEMS	1
NOV80		-0 FLOWERING STEMS	15.00	STEMS	1

Appendix III

SPECIES/MONTH	MAP GRID	PART TAKEN	AMOUNT	UNIT	RECORDS
	PERENJORI-SW 1613	FLOWERING STEMS	6530.00	STEMS	1
	HILL RIVER-SE 1704	FLOWERING STEMS	174.00	STEMS	1
	PERTH-SW 1813	FLOWERING STEMS	117.00	STEMS	1
DEC80	MOUNT BARKER-SE 2124	FLOWERING STEMS	150.00	STEMS	1
	-0	FLOWERING STEMS	155.00	STEMS	1
	DONGARA-NE 1602	SEED	10.00	KILOS	1
	PERENJORI-SW 1613	FLOWERING STEMS	6635.00	STEMS	2
	HILL RIVER-SE 1704	FLOWERING STEMS	3946.00	STEMS	3
	MOORA-NW 1711	FLOWERING STEMS	2038.00	STEMS	1
	PERTH-SW 1813	FLOWERING STEMS	31.00	STEMS	1
	MOUNT BARKER-SW 2123	FLOWERING STEMS	160.00	STEMS	1
JAN81	MOUNT BARKER-SE 2124	FLOWERING STEMS	130.00	FLOWERS	1
	-0	FLOWERING STEMS	20.00	STEMS	1
	DONGARA-NE 1602	SEED	10.00	KILOS	1
	HILL RIVER-NW 1702	FLOWERING STEMS	72.00	STEMS	1
		SEED	3000.00	CONES	1
	HILL RIVER-SE 1704	FLOWERING STEMS	3864.00	STEMS	2
	MOORA-NW 1711	FLOWERING STEMS	69.00	STEMS	1
	MOORA-SW 1713	FLOWERING STEMS	38.00	STEMS	2
FEB81	PERTH-SW 1813	FLOWERING STEMS	35.00	STEMS	1
	PERENJORI-SW 1613	FLOWERING STEMS	234.00	STEMS	2
	MOORA-NW 1711	FLOWERING STEMS	40.00	STEMS	1
	PERTH-NW 1811	FLOWERING STEMS	3056.00	STEMS	2
	PERTH-SW 1813	FLOWERING STEMS	1250.00	STEMS	2
MAR81	HILL RIVER-NW 1702	SEED	1.43	KILOS	1
	HILL RIVER-SE 1704	NUTS & FRUIT	10.00	KILOS	1
	PERTH-SW 1813	FLOWERING STEMS	375.00	STEMS	1
JUN81	PERTH-SW 1813	SEED	100.00	GRAMS	1
AUG81	-0	NUTS & FRUIT	7.00	BAGS	1
BANKSIA BAXTERI					
AUG80	MOUNT BARKER-NE 2122	SEED	.60	KILOS	1
DEC80	RAVENSTHORPE 204	FLOWERING STEMS	2656.00	STEMS	3
	BREMER BAY-NW 2131	FLOWERING STEMS	850.00	STEMS	2
JAN81	RAVENSTHORPE 204	FLOWERING STEMS	7556.00	STEMS	2
	MOUNT BARKER-NE 2122	FLOWERING STEMS	899.00	STEMS	1
	MOUNT BARKER-SE 2124	FLOWERING STEMS	42117.00	STEMS	4
	BREMER BAY-NW 2131	FLOWERING STEMS	33045.00	STEMS	3
		NUTS & FRUIT	8000.00	STEMS	1
FEB81	RAVENSTHORPE 204	FLOWERING STEMS	4854.00	STEMS	2
	PERTH-NW 1811	FLOWERING STEMS	115.00	STEMS	1
	PERTH-SE 1814	FLOWERING STEMS	8.00	STEMS	1
	MOUNT BARKER-SE 2124	FLOWERING STEMS	48739.00	STEMS	2
	BREMER BAY-NW 2131	FLOWERING STEMS	43800.00	STEMS	2
		NUTS & FRUIT	3000.00	STEMS	1
MAR81	RAVENSTHORPE 204	FLOWERING STEMS	747.00	STEMS	1
	BREMER BAY-NW 2131	FLOWERING STEMS	13260.00	STEMS	2
APR81	RAVENSTHORPE 204	FLOWERING STEMS	27.00	STEMS	1
	BREMER BAY-NW 2131	FLOWERING STEMS	1420.00	STEMS	1
MAY81	-0	NUTS & FRUIT	15.00	BAGS	1
	BREMER BAY-NW 2131	FLOWERING STEMS	1040.00	STEMS	1
BANKSIA BURDETTII					
JUL80	MOORA-NW 1711	NUTS & FRUIT	3.50	BAGS	1

SPECIES/MONTH	MAP GRID	PART TAKEN	AMOUNT	UNIT	RECORDS
DEC80		-0 FLOWERING STEMS	6.00	STEMS	1
	MOORA-NW 1711	FLOWERING STEMS	459.00	STEMS	1
		NUTS & FRUIT	254.00	NUTS	1
	PERTH-NW 1811	FLOWERING STEMS	741.00	STEMS	1
JAN81		-0 FLOWERING STEMS	762.00	STEMS	1
	PERENJORI-SW 1613	FLOWERING STEMS	23880.00	STEMS	1
	MOORA-NW 1711	FLOWERING STEMS	1419.00	STEMS	1
	MOORA-SW 1713	FLOWERING STEMS	7050.00	STEMS	4
		9407 FLOWERING STEMS	2670.00	STEMS	1
FEB81		-0 FLOWERING STEMS	4100.00	STEMS	1
	MOORA-SW 1713	FLOWERING STEMS	30.00	STEMS	1
		SEED	1.00	KILOS	1
	PERTH-NW 1811	FLOWERING STEMS	5687.00	STEMS	3
MAY81		-0 NUTS & FRUIT	9.00	BAGS	1
BANKSIA CANDOLLEANA					
SEP80	DONGARA-SE 1604	LEAVES	2600.00	STEMS	1
APR81	MOORA-SW 1713	FLOWERING STEMS	806.00	STEMS	1
BANKSIA COCCINEA					
JUN80	MOUNT BARKER-SE 2124	FLOWERING STEMS	4490.00	STEMS	1
	BREMER BAY-NW 2131	FLOWERING STEMS	14800.00	STEMS	2
JUL80	MOUNT BARKER-SE 2124	FLOWERING STEMS	35130.00	STEMS	2
	BREMER BAY-NW 2131	FLOWERING STEMS	47075.00	STEMS	2
AUG80	MOUNT BARKER-SW 2123	FLOWERING STEMS	20.00	STEMS	1
	MOUNT BARKER-SE 2124	FLOWERING STEMS	87049.00	STEMS	3
	BREMER BAY-NW 2131	FLOWERING STEMS	53755.00	STEMS	2
SEP80	MOUNT BARKER-NE 2122	FLOWERING STEMS	21163.00	STEMS	1
	MOUNT BARKER-SE 2124	FLOWERING STEMS	37154.00	STEMS	2
		SEED	1.50	KILOS	1
	BREMER BAY-NW 2131	FLOWERING STEMS	51790.00	STEMS	2
OCT80	RAVENSTHORPE 204	FLOWERING STEMS	70.00	STEMS	1
	PEMBERTON-SE 2114	FLOWERING STEMS	2000.00	STEMS	1
	MOUNT BARKER-NE 2122	FLOWERING STEMS	5361.00	STEMS	2
	MOUNT BARKER-SE 2124	FLOWERING STEMS	10619.00	STEMS	2
	BREMER BAY-NW 2131	FLOWERING STEMS	40270.00	STEMS	2
NOV80	MOUNT BARKER-SE 2124	FLOWERING STEMS	1966.00	STEMS	4
	BREMER BAY-NW 2131	FLOWERING STEMS	20000.00	STEMS	1
DEC80	BREMER BAY-NW 2131	FLOWERING STEMS	3520.00	STEMS	2
MAY81		-0 NUTS & FRUIT	1.00	BAGS	1
	BREMER BAY-NW 2131	FLOWERING STEMS	645.00	STEMS	1
JUN81	MOUNT BARKER-SE 2124	FLOWERING STEMS	150.00	STEMS	1
	BREMER BAY-NW 2131	FLOWERING STEMS	4500.00	STEMS	1
JUL81	MOUNT BARKER-SW 2123	FLOWERING STEMS	40.00	STEMS	2
	MOUNT BARKER-SE 2124	FLOWERING STEMS	6810.00	STEMS	3
	BREMER BAY-NW 2131	FLOWERING STEMS	16380.00	STEMS	1
AUG81	RAVENSTHORPE 204	FLOWERING STEMS	347.00	STEMS	1
	MOUNT BARKER-NE 2122	FLOWERING STEMS	454.00	STEMS	1
	MOUNT BARKER-SW 2123	FLOWERING STEMS	9893.00	STEMS	2
	MOUNT BARKER-SE 2124	FLOWERING STEMS	25204.00	STEMS	4
	BREMER BAY-NW 2131	FLOWERING STEMS	15800.00	STEMS	1
BANKSIA DRYANDROIDES					
AUG80	MOUNT BARKER-SE 2124	SEED	.20	KILOS	1

Appendix III

SPECIES/MONTH	MAP GRID	PART TAKEN	AMOUNT	UNIT	RECORDS
BANKSIA GRANDIS					
JUN80	MOUNT BARKER-SW 2123	LEAVES	5000.00	BUNCHES	1
JUL80	BREMER BAY-NE 2132	LEAVES	2000.00	BUNCHES	1
AUG80	PERTH-SW 1813	FLOWERING STEMS	45.00	STEMS	1
	MOUNT BARKER-SW 2123	LEAVES	1235.00	BUNCHES	1
SEP80	BUSSELTON-SE 2004	NUTS & FRUIT	20.00	NUTS	1
	MOUNT BARKER-SW 2123	FLOWERING STEMS	1729.00	STEMS	1
		LEAVES	408.00	BUNCHES	1
OCT80	MOUNT BARKER-SW 2123	FLOWERING STEMS	1555.00	STEMS	1
	MOUNT BARKER-SE 2124	LEAVES	5.00	BUNCHES	1
NOV80	PERTH-SE 1814	FLOWERING STEMS	2.00	STEMS	1
	PEMBERTON-NW 2111	FLOWERING STEMS	300.00	STEMS	1
	MOUNT BARKER-SW 2123	FLOWERING STEMS	1555.00	STEMS	1
DEC80	AUGUSTA-NE 2102	LEAVES	200.00	BUNCHES	1
	MOUNT BARKER-SE 2124	SEED	200.00	GRAMS	1
JAN81	COLLIE-SW 2013	NUTS & FRUIT	97.00	NUTS	1
	MOUNT BARKER-SW 2123	NUTS & FRUIT	140.00	NUTS	1
	MOUNT BARKER-SE 2124	NUTS & FRUIT	27.00	BAGS	1
FEB81	PERTH-SW 1813	NUTS & FRUIT	30.00	NUTS	1
	MOUNT BARKER-SW 2123	FLOWERING STEMS	300.00	STEMS	1
MAR81	BUSSELTON-SE 2004	LEAVES	23.00	BUNCHES	1
	MOUNT BARKER-NW 2121	LEAVES	857.00	BUNCHES	1
APR81	PERTH-SW 1813	NUTS & FRUIT	30.00	NUTS	1
	COLLIE-NW 2011	NUTS & FRUIT	250.00	NUTS	1
	MOUNT BARKER-NW 2121	LEAVES	23.00	BUNCHES	1
	MOUNT BARKER-SW 2123	LEAVES	133.00	BUNCHES	1
MAY81	BUSSELTON-SE 2004	NUTS & FRUIT	27.00	NUTS	1
	MOUNT BARKER-NE 2122	LEAVES	333.00	BUNCHES	1
	MOUNT BARKER-SW 2123	LEAVES	318.00	BUNCHES	1
JUN81	-0	LEAVES	675.00	BUNCHES	1
	MOUNT BARKER-NW 2121	LEAVES	177.00	BUNCHES	1
	MOUNT BARKER-SW 2123	LEAVES	459.00	BUNCHES	1
		NUTS & FRUIT	50.00	NUTS	1
	MOUNT BARKER-SE 2124	LEAVES	1197.00	BUNCHES	1
JUL81	PERTH-SW 1813	FLOWERING STEMS	16.00	STEMS	1
	MOUNT BARKER-NW 2121	LEAVES	890.00	BUNCHES	1
	MOUNT BARKER-SW 2123	FLOWERING STEMS	434.00	STEMS	1
		LEAVES	1672.00	BUNCHES	2
		NUTS & FRUIT	25.00	BAGS	1
	MOUNT BARKER-SE 2124	LEAVES	1358.00	BUNCHES	1
AUG81	-0	NUTS & FRUIT	4.00	NUTS	1
	PEMBERTON-NW 2111	LEAVES	300.00	STEMS	1
	MOUNT BARKER-NW 2121	LEAVES	200.00	BUNCHES	2
	MOUNT BARKER-SW 2123	FLOWERING STEMS	2188.00	STEMS	1
		LEAVES	4253.00	BUNCHES	2
	MOUNT BARKER-SE 2124	NUTS & FRUIT	3.00	CONES	1
BANKSIA HOOKERANA					
MAY80	DONGARA-SE 1604	FLOWERING STEMS	160.00	STEMS	1
JUN80	DONGARA-SE 1604	FLOWERING STEMS	8515.00	STEMS	1
JUL80	DONGARA-SE 1604	FLOWERING STEMS	10350.00	STEMS	2
AUG80	DONGARA-NE 1602	FLOWERING STEMS	9512.00	STEMS	3
	DONGARA-SE 1604	FLOWERING STEMS	5810.00	STEMS	1

Appendix III

SPECIES/MONTH	MAP GRID	PART TAKEN	AMOUNT	UNIT	RECORDS
SEP80	DONGARA-NE 1602	FLOWERING STEMS	23080.00	STEMS	4
	DONGARA-SE 1604	FLOWERING STEMS	3335.00	STEMS	3
OCT80	DONGARA-SE 1604	FLOWERING STEMS	246.00	STEMS	1
NOV80	PERTH-SE 1814	FLOWERING STEMS	2.00	STEMS	1
APR81	HILL RIVER-NW 1702	FLOWERING STEMS	660.00	STEMS	1
MAY81	HILL RIVER-NW 1702	FLOWERING STEMS	2520.00	STEMS	1
	MOORA-NW 1711	FLOWERING STEMS	8370.00	STEMS	1
JUN81	DONGARA-NE 1602	FLOWERING STEMS	2000.00	STEMS	1
	DONGARA-SE 1604	FLOWERING STEMS	6000.00	STEMS	1
	HILL RIVER-NW 1702	FLOWERING STEMS	5890.00	STEMS	1
	MOORA-NW 1711	FLOWERING STEMS	19000.00	STEMS	1
JUL81	DONGARA-NE 1602	FLOWERING STEMS	15132.00	STEMS	2
	DONGARA-SE 1604	FLOWERING STEMS	10997.00	STEMS	2
	PERTH-SW 1813	FLOWERING STEMS	220.00	STEMS	1
AUG81		-0 NUTS & FRUIT	10.00	BAGS	1
	DONGARA-NE 1602	FLOWERING STEMS	21395.00	STEMS	2
	DONGARA-SE 1604	FLOWERING STEMS	39225.00	STEMS	5
	PERTH-NW 1811	FLOWERING STEMS	150.00	STEMS	1
BANKSIA ILICIFOLIA					
JUN80	PERTH-SW 1813	CUTTINGS	50.00	STEMS	1
AUG81	GERALDTON-NW 1501	FLOWERING STEMS	1000.00	STEMS	1
BANKSIA LAEVIKATA					
AUG80	HYDEN-NW 1931	NUTS & FRUIT	3.00	BAGS	1
BANKSIA LARICINA					
SEP80	PERTH-NW 1811	NUTS & FRUIT	6000.00	NUTS	1
NOV80	PERTH-NW 1811	NUTS & FRUIT	310.00	CONES	1
JUL81	PERTH-NW 1811	NUTS & FRUIT	1000.00	NUTS	1
AUG81	PERTH-NW 1811	NUTS & FRUIT	5500.00	NUTS	3
BANKSIA LEMANNIANA					
JAN81	PERTH-SE 1814	FLOWERING STEMS	2.00	STEMS	1
BANKSIA LITTORALIS					
AUG80	MOUNT BARKER-SE 2124	SEED	.40	KILOS	1
MAR81	PERTH-NW 1811	LEAVES	10.00	BUNCHES	1
APR81	PINJARRA-NW 1911	FLOWERING STEMS	20.00	STEMS	1
BANKSIA MEDIA					
SEP80	RAVENSTHORPE 204	SEED	525.00	GRAMS	1
FEB81	PERTH-SE 1814	FLOWERING STEMS	2.00	STEMS	1
MAR81	PERTH-SE 1814	FLOWERING STEMS	15.00	STEMS	1
BANKSIA MENZIESII					
MAY80	PERTH-NW 1811	FLOWERING STEMS	1167.00	STEMS	1
	PERTH-SW 1813	FLOWERING STEMS	872.00	STEMS	1
		NUTS & FRUIT	12.00	NUTS	1
JUN80	PERTH-SW 1813	FLOWERING STEMS	2344.00	FLOWERS	4
			4800.00	STEMS	4
		NUTS & FRUIT	379.00	NUTS	2
	PINJARRA-NW 1911	FLOWERING STEMS	215.00	STEMS	1
JUL80	PERTH-SW 1813	FLOWERING STEMS	560.00	STEMS	1

Appendix III

SPECIES/MONTH	MAP GRID	PART TAKEN	AMOUNT	UNIT	RECORDS
		NUTS & FRUIT	1126.00	NUTS	2
AUG80	PINJARRA-NW 1911	FLOWERING STEMS	100.00	STEMS	1
	PERTH-SW 1813	FLOWERING STEMS	316.00	STEMS	3
SEP80	GERALDTON-NW 1501	NUTS & FRUIT	93.00	NUTS	1
		FLOWERING STEMS	743.00	STEMS	1
		SEED	98.00	NUTS	1
	DONGARA-SE 1604	NUTS & FRUIT	70.00	STEMS	1
	PERTH-SW 1813	FLOWERING STEMS	93.00	STEMS	1
OCT80	DONGARA-SE 1604	NUTS & FRUIT	650.00	CONES	1
NOV80	DONGARA-SE 1604	NUTS & FRUIT	7908.00	CONES	1
	HILL RIVER-SE 1704	NUTS & FRUIT	74.00	NUTS	1
	PERTH-SW 1813	NUTS & FRUIT	159.00	NUTS	1
DEC80		FLOWERING STEMS	1732.00	STEMS	2
	HILL RIVER-SE 1704	NUTS & FRUIT	70.00	NUTS	
			70.00	STEMS	2
JAN81	PERTH-SW 1813	NUTS & FRUIT	10.00	NUTS	1
	DONGARA-SE 1604	SEED	73.00	CONES	1
	PERTH-SW 1813	NUTS & FRUIT	60.00	BAGS	1
FEB81	MOORA-NW 1711	NUTS & FRUIT	115.00	NUTS	1
MAR81		FLOWERING STEMS	263.00	STEMS	1
	GERALDTON-NW 1501	FLOWERING STEMS	1500.00	STEMS	2
	HILL RIVER-NW 1702	SEED	.18	KILOS	1
	HILL RIVER-SE 1704	FLOWERING STEMS	210.00	FLOWERS	1
		NUTS & FRUIT	100.00	FRUITS	
			6.00	KILOS	2
	MOORA-SW 1713	FLOWERING STEMS	180.00	STEMS	1
	PERTH-NW 1811	FLOWERING STEMS	350.00	STEMS	1
		NUTS & FRUIT	28.00	NUTS	1
	PERTH-SW 1813	FLOWERING STEMS	124.00	STEMS	1
		NUTS & FRUIT	752.00	NUTS	1
APR81	PINJARRA-NW 1911	FLOWERING STEMS	500.00	STEMS	1
	GERALDTON-NW 1501	FLOWERING STEMS	12304.00	STEMS	3
	HILL RIVER-NW 1702	FLOWERING STEMS	724.00	STEMS	1
	HILL RIVER-SE 1704	FLOWERING STEMS	650.00	STEMS	1
		NUTS & FRUIT	150.00	NUTS	1
	PERTH-NW 1811	FLOWERING STEMS	350.00	STEMS	2
	PERTH-SW 1813	FLOWERING STEMS	1243.00	STEMS	6
		NUTS & FRUIT	3063.00	NUTS	5
MAY81	PINJARRA-NW 1911	FLOWERING STEMS	5000.00	STEMS	1
	GERALDTON-NW 1501	FLOWERING STEMS	10280.00	STEMS	2
	HILL RIVER-NW 1702	FLOWERING STEMS	60.00	STEMS	1
	PERTH-NW 1811	FLOWERING STEMS	138.00	STEMS	1
		NUTS & FRUIT	127.00	BAGS	1
	PERTH-SW 1813	FLOWERING STEMS	5979.00	STEMS	8
		NUTS & FRUIT	11232.00	NUTS	6
JUN81	PINJARRA-NW 1911	FLOWERING STEMS	5000.00	STEMS	1
	GERALDTON-NW 1501	FLOWERING STEMS	4814.00	STEMS	2
	HILL RIVER-NW 1702	FLOWERING STEMS	2351.00	STEMS	1
		NUTS & FRUIT	2130.00	NUTS	1
		SEED	29.00	GRAMS	1
	PERTH-SW 1813	FLOWERING STEMS	6008.00	STEMS	4
		NUTS & FRUIT	859.00	NUTS	2
JUL81	PERTH-SE 1814	FLOWERING STEMS	12.00	STEMS	1
	GERALDTON-NW 1501	FLOWERING STEMS	515.00	STEMS	2

SPECIES/MONTH	MAP GRID	PART TAKEN	AMOUNT	UNIT	RECORDS
	PERTH-SW 1813	FLOWERING STEMS	1232.00	STEMS	6
BANKSIA OCCIDENTALIS					
JUN80	RAVENSTHORPE 204	FLOWERING STEMS	62.00	STEMS	1
SEP80	MOUNT BARKER-SE 2124	SEED	3.00	KILOS	1
FEB81	PERTH-SE 1814	FLOWERING STEMS	20.00	STEMS	1
MAR81	PERTH-SE 1814	FLOWERING STEMS	51.00	STEMS	1
APR81	RAVENSTHORPE 204	FLOWERING STEMS	100.00	STEMS	1
	PERTH-SE 1814	FLOWERING STEMS	44.00	STEMS	1
MAY81		-0 NUTS & FRUIT	4.00	BAGS	1
	RAVENSTHORPE 204	FLOWERING STEMS	140.00	STEMS	1
	PERTH-SE 1814	FLOWERING STEMS	15.00	STEMS	1
JUN81	PERTH-SE 1814	FLOWERING STEMS	2.00	STEMS	1
	MOUNT BARKER-SE 2124	NUTS & FRUIT	1.00	BAGS	1
BANKSIA PETIOLARIS					
MAR81	PERENJORI-SW 1613	FLOWERING STEMS	5029.00	STEMS	1
BANKSIA PILOSTYLIS					
OCT80	RAVENSTHORPE 204	SEED	800.00	GRAMS	1
NOV80	PERTH-SE 1814	FLOWERING STEMS	3.00	STEMS	1
DEC80	PERTH-SE 1814	FLOWERING STEMS	4.00	STEMS	1
JAN81	PERTH-SE 1814	FLOWERING STEMS	13.00	STEMS	1
MAR81	PERTH-SE 1814	FLOWERING STEMS	4.00	STEMS	1
BANKSIA PRAEMORSA					
SEP80	MOUNT BARKER-SE 2124	SEED	.20	KILOS	1
DEC80	BREMER BAY-NW 2131	SEED	.25	KILOS	1
MAY81		-0 NUTS & FRUIT	2.00	BAGS	1
BANKSIA PRIONOTES					
MAY80	DONGARA-SE 1604	FLOWERING STEMS	105.00	STEMS	1
JUN80	PINJARRA-NW 1911	NUTS & FRUIT	150.00	NUTS	1
AUG80	PERTH-SW 1813	FLOWERING STEMS	410.00	STEMS	1
SEP80	PERTH-SW 1813	FLOWERING STEMS	305.00	STEMS	1
OCT80	PERTH-SW 1813	FLOWERING STEMS	244.00	STEMS	1
JAN81	PERENJORI-SW 1613	FLOWERING STEMS	1100.00	STEMS	1
	MOORA-NW 1711	FLOWERING STEMS	291.00	STEMS	1
	MOORA-SW 1713	FLOWERING STEMS	30.00	STEMS	2
	PERTH-SE 1814	FLOWERING STEMS	11.00	STEMS	1
FEB81		-0 FLOWERING STEMS	275.00	STEMS	1
	PERENJORI-SW 1613	FLOWERING STEMS	15418.00	STEMS	3
	HILL RIVER-NW 1702	FLOWERING STEMS	2295.00	STEMS	2
	MOORA-NW 1711	FLOWERING STEMS	4180.00	STEMS	1
	PERTH-SE 1814	FLOWERING STEMS	10.00	STEMS	1
MAR81		-0 FLOWERING STEMS	3000.00	STEMS	1
	PERENJORI-SW 1613	FLOWERING STEMS	50290.00	STEMS	5
	HILL RIVER-NW 1702	FLOWERING STEMS	5822.00	STEMS	4
		SEED	.27	KILOS	1
	HILL RIVER-SE 1704	FLOWERING STEMS	200.00	STEMS	1
		NUTS & FRUIT	9.00	KILOS	1
	MOORA-NW 1711	FLOWERING STEMS	244.00	STEMS	1
	MOORA-SW 1713	FLOWERING STEMS	966.00	STEMS	2
	PERTH-SE 1814	FLOWERING STEMS	9.00	STEMS	1

Appendix III

SPECIES/MONTH	MAP GRID	PART TAKEN	AMOUNT	UNIT	RECORDS	
APR81	MOUNT BARKER-SW 2123	FLOWERING STEMS	3200.00	STEMS	1	
	-0	FLOWERING STEMS	4095.00	STEMS	3	
	DONGARA-SE 1604	FLOWERING STEMS	420.00	STEMS	1	
	PERENJORI-SW 1613	FLOWERING STEMS	7190.00	STEMS	3	
	HILL RIVER-NW 1702	FLOWERING STEMS	1988.00	STEMS	1	
		NUTS & FRUIT	5.00	BAGS	1	
	HILL RIVER-SE 1704	FLOWERING STEMS	450.00	STEMS	2	
	MOORA-NW 1711	FLOWERING STEMS	8045.00	STEMS	1	
	MOORA-SW 1713	FLOWERING STEMS	100.00	STEMS	1	
	PERTH-NW 1811	FLOWERING STEMS	20.00	STEMS	1	
	PERTH-SW 1813	FLOWERING STEMS	12.00	STEMS	1	
	PERTH-SE 1814	FLOWERING STEMS	2.00	STEMS	1	
	KELLERBERRIN-SW 1823	FLOWERING STEMS	12.00	STEMS	1	
		NUTS & FRUIT	6.00	NUTS	1	
MAY81	GERALDTON-NW 1501	FLOWERING STEMS	1386.00	STEMS	2	
	PERENJORI-SW 1613	FLOWERING STEMS	398.00	STEMS	1	
	HILL RIVER-NW 1702	FLOWERING STEMS	2862.00	STEMS	1	
		NUTS & FRUIT	5.00	BAGS	1	
		SEED	.29	KILOS	2	
JUL81	GERALDTON-NW 1501	FLOWERING STEMS	15.00	STEMS	1	
AUG81	-0	NUTS & FRUIT	15.00	BAGS	1	
BANKSIA GARDNERI						
NOV80	MOUNT BARKER-NE 2122	LEAVES	2070.00	BUNCHES	1	
DEC80	MOUNT BARKER-SE 2124	SEED	100.00	GRAMS	1	
AUG81	MOUNT BARKER-SE 2124	NUTS & FRUIT	2.00	BAGS	1	
BANKSIA QUERCIFOLIA						
JUN81	PEMBERTON-NW 2111	FLOWERING STEMS	75.00	STEMS	1	
		NUTS & FRUIT	1.00	BAGS	1	
BANKSIA REPENS						
DEC80	MOUNT BARKER-SE 2124	SEED	75.00	GRAMS	1	
BANKSIA SCEPTRUM						
OCT80	GERALDTON-NW 1501	FLOWERING STEMS	1000.00	STEMS	2	
NOV80	-0	FLOWERING STEMS	6950.00	STEMS	2	
DEC80	-0	FLOWERING STEMS	7937.00	STEMS	2	
MAR81	GERALDTON-NW 1501	FLOWERING STEMS	3800.00	STEMS	2	
APR81	GERALDTON-NW 1501	FLOWERING STEMS	1050.00	STEMS	3	
BANKSIA SPECIOSA						
JUN80	RAVENSTHORPE 204	FLOWERING STEMS	393.00	STEMS	2	
	ESPERANCE 205	LEAVES	4600.00	BUNCHES	1	
SEP80	RAVENSTHORPE 204	FLOWERING STEMS	4.00	STEMS	1	
		NUTS & FRUIT	4.00	NUTS	1	
OCT80	RAVENSTHORPE 204	-0	FLOWERING STEMS	1000.00	STEMS	1
			FLOWERING STEMS	9.00	STEMS	1
			SEED	1.05	KILOS	1
NOV80	ESPERANCE 205	FLOWERING STEMS	1600.00	STEMS	2	
	RAVENSTHORPE 204	FLOWERING STEMS	4632.00	STEMS	2	
	ESPERANCE 205	CUTTINGS	300.00	STEMS	1	
		FLOWERING STEMS	6600.00	STEMS	4	
		LEAVES	600.00	BUNCHES	1	

SPECIES/MONTH	MAP GRID	PART TAKEN	AMOUNT	UNIT	RECORDS
	PERTH-SE 1814	FLOWERING STEMS	1.00	STEMS	1
DEC80	RAVENSTHORPE 204	FLOWERING STEMS	17728.00	STEMS	3
	ESPERANCE 205	FLOWERING STEMS	1936.00	STEMS	1
	PERTH-SE 1814	FLOWERING STEMS	1.00	STEMS	1
JAN81	RAVENSTHORPE 204	FLOWERING STEMS	6870.00	STEMS	2
	PERTH-SE 1814	FLOWERING STEMS	59.00	STEMS	2
	PEMBERTON-SW 2113	NUTS & FRUIT	6.00	NUTS	1
FEB81	RAVENSTHORPE 204	FLOWERING STEMS	8571.00	STEMS	3
		LEAVES	1000.00	BUNCHES	1
	PERTH-SE 1814	FLOWERING STEMS	2.00	STEMS	1
MAR81	RAVENSTHORPE 204	FLOWERING STEMS	3167.00	STEMS	2
		LEAVES	3375.00	BUNCHES	1
APR81	RAVENSTHORPE 204	FLOWERING STEMS	8148.00	STEMS	3
MAY81	RAVENSTHORPE 204	FLOWERING STEMS	3687.00	STEMS	2
		LEAVES	1700.00	STEMS	1
	ESPERANCE 205	OTHER	880.00	CONES	1
JUN81	RAVENSTHORPE 204	FLOWERING STEMS	429.00	STEMS	1
JUL81	RAVENSTHORPE 204	FLOWERING STEMS	27.00	STEMS	1
AUG81	RAVENSTHORPE 204	FLOWERING STEMS	109.00	STEMS	1
		LEAVES	31.00	BUNCHES	1
BANKSIA SPHAEROCARPA					
JUL80	HILL RIVER-NW 1702	NUTS & FRUIT	0	*SAMPLE	1
MAR81	HILL RIVER-SE 1704	NUTS & FRUIT	8.00	KILOS	1
BANKSIA VICTORIAE					
DEC80		-0 FLOWERING STEMS	100.00	STEMS	1
JAN81	GERALDTON-NW 1501	FLOWERING STEMS	3465.00	STEMS	1
FEB81	GERALDTON-NW 1501	FLOWERING STEMS	5870.00	STEMS	1
MAY81	AJANA 140	NUTS & FRUIT	4.00	BAGS	1
JUL81	GERALDTON-NW 1501	FLOWERING STEMS	85.00	STEMS	1
BANKSIA VIOLACEA					
AUG81	RAVENSTHORPE 204	SEED	.22	KILOS	1
BEAUFORTIA BRACTEOSA					
OCT80	PERENJORI-SW 1613	FLOWERING STEMS	3.00	BUNCHES	1
BEAUFORTIA DECUSSATA					
AUG80	MOUNT BARKER-SW 2123	FLOWERING STEMS	567.00	BUNCHES	1
OCT80	MOUNT BARKER-SE 2124	SEED	.25	KILOS	1
NOV80	MOUNT BARKER-SW 2123	FLOWERING STEMS	1994.00	BUNCHES	1
DEC80	MOUNT BARKER-SW 2123	FLOWERING STEMS	2316.00	BUNCHES	1
JAN81	MOUNT BARKER-SW 2123	FLOWERING STEMS	300.00	BUNCHES	1
FEB81	PEMBERTON-SE 2114	FLOWERING STEMS	1500.00	STEMS	1
	MOUNT BARKER-SW 2123	FLOWERING STEMS	1656.00	BUNCHES	1
MAR81	MOUNT BARKER-SW 2123	FLOWERING STEMS	1400.00	BUNCHES	
			1204.00	STEMS	2
APR81	MOUNT BARKER-SW 2123	FLOWERING STEMS	611.00	BUNCHES	2
MAY81	MOUNT BARKER-SW 2123	FLOWERING STEMS	34.00	BUNCHES	1
		LEAVES	33.00	BUNCHES	1
JUN81	MOUNT BARKER-SW 2123	FLOWERING STEMS	2000.00	BUNCHES	1
		LEAVES	191.00	BUNCHES	1
JUL81	MOUNT BARKER-SW 2123	FLOWERING STEMS	108.00	BUNCHES	1

Appendix III

SPECIES/MONTH	MAP GRID	PART TAKEN	AMOUNT	UNIT	RECORDS
AUG81	MOUNT BARKER-SW 2123	FLOWERING STEMS	817.00	BUNCHES	2
BEAUFORTIA ELEGANS					
OCT80	GERALDTON-SE 1504	CUTTINGS	30.00	STEMS	1
FEB81	PERTH-NW 1811	SEED	.02	KILOS	1
BEAUFORTIA ERIOCEPHALA					
AUG80	DONGARA-SE 1604	CUTTINGS	10.00	STEMS	1
BEAUFORTIA MICRANTHA					
NOV80	PINJARRA-NW 1911	FLOWERING STEMS	3.00	BUNCHES	1
AUG81	RAVENSTHORPE 204	WHOLE PLANTS	400.00	NUMBER	1
BEAUFORTIA ORBIFOLIA					
SEP80	RAVENSTHORPE 204	SEED	30.00	GRAMS	1
BEAUFORTIA PURPUREA					
APR81		-0 LEAVES	18.00	BUNCHES	1
MAY81	PERTH-SW 1813	LEAVES	6.00	BUNCHES	1
AUG81	PERTH-SW 1813	LEAVES	4.00	BUNCHES	1
BEAUFORTIA SCHAUERI					
AUG81	RAVENSTHORPE 204	WHOLE PLANTS	200.00	NUMBER	1
BEAUFORTIA SPARSA					
JAN81	PERTH-SE 1814	FLOWERING STEMS	1.00	BUNCHES	1
FEB81		-0 FLOWERING STEMS	440.00	BUNCHES	1
	PERTH-SE 1814	FLOWERING STEMS	9.00	BUNCHES	1
	PEMBERTON-NW 2111	FLOWERING STEMS	500.00	BUNCHES	1
	PEMBERTON-SW 2113	FLOWERING STEMS	81.00	BUNCHES	1
	PEMBERTON-SE 2114	FLOWERING STEMS	1000.00	BUNCHES	1
	MOUNT BARKER-SW 2123	FLOWERING STEMS	2512.00	BUNCHES	1
			447.00	STEMS	4
MAR81		-0 FLOWERING STEMS	2008.00	BUNCHES	2
	PEMBERTON-NW 2111	FLOWERING STEMS	20.00	BUNCHES	1
	PEMBERTON-SW 2113	FLOWERING STEMS	98.00	BUNCHES	1
	MOUNT BARKER-SW 2123	FLOWERING STEMS	20202.00	BUNCHES	1
			3124.00	STEMS	6
APR81	PEMBERTON-SW 2113	FLOWERING STEMS	27.00	BUNCHES	1
	MOUNT BARKER-SW 2123	FLOWERING STEMS	4946.00	BUNCHES	4
	BREMER BAY-NW 2131	FLOWERING STEMS	4000.00	BUNCHES	1
MAY81	MOUNT BARKER-SW 2123	FLOWERING STEMS	192.00	BUNCHES	1
	BREMER BAY-NW 2131	FLOWERING STEMS	1000.00	BUNCHES	1
JUN81		-0 CUTTINGS	1.00	BAGS	1
	PEMBERTON-NW 2111	CUTTINGS	2.00	BAGS	1
	MOUNT BARKER-SW 2123	FLOWERING STEMS	500.00	BUNCHES	1
BEAUFORTIA SQUARROSA					
DEC80	DONGARA-NE 1602	FLOWERING STEMS	30.00	STEMS	1
MAR81	PERTH-SE 1814	FLOWERING STEMS	31.00	BUNCHES	1
	COLLIE-SW 2013	FLOWERING STEMS	10.00	BUNCHES	1
APR81	PERTH-SE 1814	FLOWERING STEMS	3.00	BUNCHES	1
MAY81	MOUNT BARKER-SW 2123	FLOWERING STEMS	750.00	STEMS	1
BILLARDIERA ERUBESCENS					
DEC80	PERTH-NW 1811	SEED	.63	KILOS	1

SPECIES/MONTH	MAP GRID	PART TAKEN	AMOUNT	UNIT	RECORDS
	PERTH-SW 1813	SEED	.63	KILOS	1
BILLARDIERA RINGENS					
MAY81	PERTH-SW 1813	SEED	.07	KILOS	1
BILLARDIERA VARIIFOLIA					
OCT80	MOUNT BARKER-SE 2124	WHOLE PLANTS	200.00	NUMBER	1
DEC80	COLLIE-SW 2013	SEED	0	*SAMPLE	1
	MOUNT BARKER-SE 2124	SEED	.05	KILOS	1
BLANCOA CANESCENS					
JUN80	HILL RIVER-NW 1702	CUTTINGS	100.00	STEMS	1
BORONIA COERULESCENS					
AUG80	HILL RIVER-SE 1704	CUTTINGS	10.00	STEMS	1
BORONIA CREMULATA					
OCT80	MOUNT BARKER-SE 2124	WHOLE PLANTS	2000.00	NUMBER	1
BORONIA DENTICULATA					
AUG81	PINJARRA-NW 1911	FLOWERING STEMS	50.00	BUNCHES	2
BORONIA FASTIGIATA					
OCT80	PERTH-SW 1813	FLOWERING STEMS	40.00	TIPS	1
NOV80	PINJARRA-SW 1913	CUTTINGS	50.00	STEMS	1
AUG81	PINJARRA-SW 1913	CUTTINGS	150.00	STEMS	1
BORONIA HETEROPHYLLA					
AUG80	COLLIE-NW 2011	SPRAYS	102.00	KILOS	2
SEP80	COLLIE-NW 2011	SPRAYS	75.00	KILOS	1
	PEMBERTON-SE 2114	SPRAYS	165.00	KILOS	3
	MOUNT BARKER-SW 2123	SPRAYS	353.00	KILOS	4
OCT80	PEMBERTON-SE 2114	SPRAYS	530.00	KILOS	3
	MOUNT BARKER-SW 2123	FLOWERING STEMS	4867.00	BUNCHES	1
		SPRAYS	530.00	KILOS	3
NOV80	PINJARRA-SW 1913	FLOWERING STEMS	274.00	BUNCHES	1
	PEMBERTON-SE 2114	SPRAYS	27.00	KILOS	1
	MOUNT BARKER-SW 2123	FLOWERING STEMS	366.00	BUNCHES	1
		SPRAYS	27.00	KILOS	1
BORONIA INORNATA					
OCT80	DUMBLEYUNG-SE 2024	FLOWERING STEMS	15.00	STEMS	1
BORONIA MEGASTIGMA					
JUL80	PEMBERTON-SW 2113	FLOWERING STEMS	1.00	BUNCHES	1
AUG80	COLLIE-NW 2011	SPRAYS	1606.00	KILOS	7
	PEMBERTON-NW 2111	BLOSSOMS	133.50	KILOS	1
	PEMBERTON-NE 2112	BLOSSOMS	855.00	BUNCHES	1
			1270.50	KILOS	5
		SPRAYS	49.50	KILOS	1
	PEMBERTON-SW 2113	BLOSSOMS	1823.00	BUNCHES	1
	PEMBERTON-SE 2114	BLOSSOMS	373.00	KILOS	7
		SPRAYS	1068.00	KILOS	3
	MOUNT BARKER-SW 2123	BLOSSOMS	2996.50	KILOS	9

Appendix III

SPECIES/MONTH	MAP GRID	PART TAKEN	AMOUNT	UNIT	RECORDS		
SEP80	-0	SPRAYS	1500.00	KILOS	3		
		SPRAYS	20.00	KILOS	1		
		BUSSELTON-SE 2004	BLOSSOMS	3.00	BUNCHES	1	
		COLLIE-NW 2011	BLOSSOMS	80.00	STEMS	1	
			SPRAYS	18.00	KILOS	1	
		PEMBERTON-NE 2112	BLOSSOMS	53.00	KILOS	1	
			SPRAYS	623.00	BUNCHES	1	
		MOUNT BARKER-SW 2123	BLOSSOMS	326.00	KILOS	1	
			SPRAYS	1042.00	KILOS	2	
		OCT80	-0	SPRAYS	200.00	BUNCHES	1
			MOUNT BARKER-SW 2123	SPRAYS	300.00	KILOS	1
		NOV80	PEMBERTON-NW 2111	SEED	2.86	KILOS	1
			PEMBERTON-NE 2112	SEED	4.00	KILOS	1
		DEC80	PEMBERTON-NE 2112	SEED	6.00	KILOS	1
JUN81	-0	WHOLE PLANTS	650.00	NUMBER	1		
JUL81	PEMBERTON-NW 2111	CUTTINGS	40.00	KILOS	1		
AUG81	-0	SPRAYS	35.00	KILOS	1		
	BUSSELTON-SE 2004	BLOSSOMS	360.00	KILOS	2		
	COLLIE-NW 2011	SPRAYS	18.00	KILOS	1		
	COLLIE-SW 2013	BLOSSOMS	360.00	KILOS	4		
	AUGUSTA-NE 2102	CUTTINGS	40.00	KILOS	1		
	PEMBERTON-NW 2111	FLOWERING STEMS	50.00	BUNCHES	1		
	PEMBERTON-SW 2113	FLOWERING STEMS	823.00	BUNCHES	1		
	PEMBERTON-SE 2114	BLOSSOMS	149.50	KILOS	7		
		FLOWERING STEMS	91.00	KILOS	2		
		SPRAYS	280.00	KILOS	1		
	MOUNT BARKER-SW 2123	BLOSSOMS	32.00	KILOS	1		
		FLOWERING STEMS	350.00	KILOS	2		
		SPRAYS	107.00	KILOS	1		
SEP81	PEMBERTON-SE 2114	BLOSSOMS	262.00	KILOS	3		
BORONIA MOLLOYAE							
NOV80	PINJARRA-SW 1913	CUTTINGS	50.00	STEMS	1		
BORONIA PURDIEANA							
JUN80	PERTH-NW 1811	FLOWERING STEMS	180.00	KILOS	1		
JUL80	PERTH-NW 1811	FLOWERING STEMS	312.00	KILOS	1		
	PERTH-SW 1813	FLOWERING STEMS	310.00	BUNCHES	1		
OCT80	PERTH-SW 1813	CUTTINGS	50.00	STEMS	1		
JUL81	PERTH-SW 1813	FLOWERING STEMS	609.00	BUNCHES	4		
AUG81	PERTH-SW 1813	CUTTINGS	150.00	STEMS	1		
		FLOWERING STEMS	1331.00	BUNCHES	9		
			579.00	STEMS	9		
BORONIA RAMOSA							
OCT80	MOUNT BARKER-NE 2122	WHOLE PLANTS	200.00	NUMBER	1		
BORONIA STRICTA							
NOV80	MOUNT BARKER-SE 2124	SEED	.08	KILOS	1		
BORONIA TERNATA							
JUN80	DONGARA-SE 1604	FLOWERING STEMS	900.00	BUNCHES	1		
	PERTH-SW 1813	CUTTINGS	200.00	STEMS	1		
		FLOWERING STEMS	1055.00	BUNCHES	1		

Appendix III

SPECIES/MONTH	MAP GRID	PART TAKEN	AMOUNT	UNIT	RECORDS
JUL80	PERTH-SW 1813	FLOWERING STEMS	1255.00	BUNCHES	1
APR81	PERTH-SW 1813	CUTTINGS	200.00	STEMS	1
BOSSIAEA AQUIFOLIUM					
JUN80	PINJARRA-NW 1911	FLOWERING STEMS	1000.00	BUNCHES	1
JUL80	PINJARRA-SW 1913	FLOWERING STEMS	100.00	BUNCHES	1
		LEAVES	100.00	BUNCHES	1
NOV80	PINJARRA-SW 1913	CUTTINGS	20.00	STEMS	1
		NUTS & FRUIT	35.00	KILOS	1
DEC80	PINJARRA-SW 1913	SEED	1.62	KILOS	1
JAN81	PINJARRA-SW 1913	SEED	5.00	KILOS	1
JUN81	PINJARRA-NE 1912	FLOWERING STEMS	1000.00	BUNCHES	1
JUL81	PINJARRA-NE 1912	FLOWERING STEMS	500.00	BUNCHES	1
	PEMBERTON-NW 2111	LEAVES	250.00	BUNCHES	1
AUG81	PINJARRA-SW 1913	CUTTINGS	150.00	STEMS	1
BOSSIAEA DENTATA					
DEC80	MOUNT BARKER-SE 2124	SEED	.05	KILOS	1
BOSSIAEA LAIDLAWIANA					
DEC80	PEMBERTON-NW 2111	SEED	.16	KILOS	2
BOSSIAEA LINOPHYLLA					
AUG80	PERTH-SW 1813	CUTTINGS	400.00	STEMS	1
DEC80	MOUNT BARKER-SE 2124	SEED	4.20	KILOS	1
APR81	COLLIE-NW 2011	FLOWERING STEMS	570.00	BUNCHES	1
BOSSIAEA ORNATA					
NOV80	PINJARRA-NW 1911	NUTS & FRUIT	60.00	KILOS	1
	PINJARRA-SW 1913	NUTS & FRUIT	10.00	KILOS	1
DEC80	MOUNT BARKER-SE 2124	SEED	2.00	KILOS	1
JAN81	MOUNT BARKER-SE 2124	SEED	.23	KILOS	1
BOSSIAEA PULCHELLA					
DEC80	MOUNT BARKER-SE 2124	SEED	1.00	KILOS	1
BOSSIAEA WEBBII					
JAN81	PEMBERTON-SE 2114	SEED	1.60	KILOS	1
BRACHYCOME LATISQUAMEA					
AUG80	BELELE 132	CUTTINGS	15.00	STEMS	1
BURTONIA SCABRA					
NOV80	PERTH-NW 1811	SEED	1.86	KILOS	1
	PERTH-SW 1813	SEED	2.00	KILOS	1
BYBLIS GIGANTEA					
FEB81	MOORA-NW 1711	SEED	.02	KILOS	1
CAKILE MARITIMA					
APR81	PERTH-SW 1813	SEED	8.00	KILOS	1
CALADENIA DILATATA					
OCT80	NEWDEGATE-SW 2033	FLOWERING STEMS	30.00	STEMS	1

Appendix III

SPECIES/MONTH	MAP GRID	PART TAKEN	AMOUNT	UNIT	RECORDS
CALADENIA FILAMENTOSA					
AUG80	PERENJORI-SW 1613	FLOWERING STEMS	4.00	STEMS	1
CALADENIA FLAVA					
AUG80	KELLERBERRIN-SW 1823	FLOWERING STEMS	10.00	STEMS	1
SEP80	BUSSELTON-SE 2004	FLOWERING STEMS	2.00	BUNCHES	1
OCT80	NEWDEGATE-SW 2033	FLOWERING STEMS	20.00	STEMS	1
CALADENIA GEMMATA					
AUG80	KELLERBERRIN-SW 1823	FLOWERING STEMS	4.00	STEMS	1
CALADENIA HIRTA					
SEP80	DUMBLEYUNG-SE 2024	FLOWERING STEMS	10.00	STEMS	1
CALADENIA PATERSONII					
JUL81	GERALDTON-NW 1501	FLOWERING STEMS	30.00	STEMS	1
CALECTASIA CYANEA					
JUN80	PERTH-SW 1813	FLOWERING STEMS	80.00	BUNCHES	1
AUG80	PERTH-SW 1813	FLOWERING STEMS	40.00	BUNCHES	2
	KELLERBERRIN-SW 1823	FLOWERING STEMS	5.00	STEMS	1
CALLISTEMON PHOENICEUS					
JUL80	MOUNT BARKER-SW 2123	FLOWERING STEMS	2.00	BUNCHES	1
NOV80	MOUNT BARKER-SW 2123	FLOWERING STEMS	68.00	BUNCHES	1
JAN81	PINJARRA-SW 1913	SEED	1.35	KILOS	1
FEB81	MOUNT BARKER-SW 2123	NUTS & FRUIT	315.00	BAGS	1
MAR81	MOUNT BARKER-SW 2123	NUTS & FRUIT	49.00	BAGS	1
MAY81	MOUNT BARKER-SW 2123	FLOWERING STEMS	686.00	BUNCHES	1
JUN81	MOUNT BARKER-SW 2123	FLOWERING STEMS	93.00	BUNCHES	1
JUL81	-0	NUTS & FRUIT	36.00	BUNCHES	1
AUG81	MOUNT BARKER-SW 2123	NUTS & FRUIT	1.00	BAGS	1
CALLISTEMON SPECIOSUS					
JUL80	MOUNT BARKER-SW 2123	FLOWERING STEMS	1633.00	BUNCHES	1
AUG80	MOUNT BARKER-SW 2123	FLOWERING STEMS	187.00	BUNCHES	1
OCT80	MOUNT BARKER-SE 2124	SEED	1.70	KILOS	1
NOV80	PINJARRA-NW 1911	SEED	1.00	KILOS	1
	MOUNT BARKER-SW 2123	FLOWERING STEMS	2006.00	BUNCHES	2
AUG81	MOUNT BARKER-SW 2123	FLOWERING STEMS	175.00	BUNCHES	1
CALLITRIS PREISSII					
JUL81	COLLIE-NW 2011	SEED	1.00	KILOS	1
CALOTHAMNUS HOMALOPHYLLUS					
NOV80	PERTH-SE 1814	FLOWERING STEMS	2.00	BUNCHES	1
CALOTHAMNUS PINIFOLIUS					
AUG81	RAVENSTHORPE 204	SEED	.75	KILOS	1
CALOTHAMNUS QUADRIFIDUS					
AUG80	PERTH-SW 1813	NUTS & FRUIT	1.00	KILOS	1
DEC80	PERTH-NW 1811	SEED	2.25	KILOS	2

Appendix III

SPECIES/MONTH	MAP GRID	PART TAKEN	AMOUNT	UNIT	RECORDS
	PERTH-SW 1813	SEED	1.20	KILOS	1
	PERTH-SE 1814	FLOWERING STEMS	6.00	BUNCHES	1
JAN81	PERTH-SW 1813	SEED	8.50	KILOS	2
FEB81	PERTH-NW 1811	SEED	.85	KILOS	1
	PERTH-SW 1813	SEED	.85	KILOS	1
CALOTHAMNUS RUPESTRIS					
OCT80	PERTH-SW 1813	NUTS & FRUIT	50.00	GRAMS	1
FEB81	PINJARRA-NW 1911	SEED	.52	KILOS	1
CALOTHAMNUS SANGUINEUS					
JAN81	PERTH-SW 1813	SEED	40.00	GRAMS	1
CALOTHAMNUS VILLOSUS					
JUN80	PERTH-SW 1813	SEED	.01	KILOS	1
FEB81	PINJARRA-NW 1911	SEED	.73	KILOS	1
CALYTRIX ANGULATA					
JUL80	PERTH-SW 1813	CUTTINGS	15.00	STEMS	1
NOV80	PINJARRA-SW 1913	CUTTINGS	60.00	STEMS	2
CALYTRIX BRACHYPHYLLA					
AUG81	HILL RIVER-SE 1704	CUTTINGS	150.00	STEMS	1
	PERTH-NW 1811	FLOWERING STEMS	140.00	BUNCHES	1
CALYTRIX DECANDRA					
NOV80	HILL RIVER-SE 1704	FLOWERING STEMS	1.00	BUNCHES	1
FEB81	BUSSELTON-SE 2004	FLOWERING STEMS	40.00	FLOWERS	1
CALYTRIX FLAVESCENS					
JAN81	PINJARRA-NW 1911	FLOWERING STEMS	8.00	BUNCHES	1
CALYTRIX FRASERI					
JUN80	PERTH-SW 1813	CUTTINGS	150.00	STEMS	1
DEC80	PERTH-SW 1813	FLOWERING STEMS	50.00	STEMS	1
APR81	PERTH-SW 1813	CUTTINGS	200.00	STEMS	1
AUG81	PERTH-SW 1813	CUTTINGS	150.00	STEMS	1
CALYTRIX GLUTINOSA					
NOV80	HILL RIVER-NW 1702	FLOWERING STEMS	160.00	BUNCHES	1
CASSIA ARTEMISIOIDES					
OCT80	MT BRUCE 92	SEED	3.00	KILOS	1
DEC80	BELELE 132	SEED	15.00	KILOS	1
CASSIA CHATELAINIANA					
DEC80	BELELE 132	SEED	.20	KILOS	1
CASSIA FERRARIA					
OCT80	MT BRUCE 92	SEED	2.00	KILOS	1
CASSIA GLUTINOSA					
NOV80	MT BRUCE 92	SEED	2.00	KILOS	1
CASSIA HELMSII					
NOV80	MT BRUCE 92	SEED	4.00	KILOS	1

Appendix III

SPECIES/MONTH	MAP GRID	PART TAKEN	AMOUNT	UNIT	RECORDS
CASSIA NEMOPHYLLA JAN81	WILUNA 134	SEED	.70 KILOS		1
CASSIA OLIGOPHYLLA OCT80	MT BRUCE 92	SEED	4.50 KILOS		1
CASSIA PRUINOSA OCT80	MT BRUCE 92	SEED	3.00 KILOS		1
CASSIA STURTII OCT80	MT BRUCE 92	SEED	2.00 KILOS		1
CASUARINA DECAISNEANA DEC80	DONGARA-SE 1604	SEED	50.00 GRAMS .05 KILOS		2
CASUARINA FRASERANA OCT80	MOUNT BARKER-SE 2124	SEED	3.00 KILOS		1
NOV80	PINJARRA-NW 1911	FLOWERING STEMS	6.00 BUNCHES		1
FEB81	PINJARRA-NW 1911	SEED	4.95 KILOS		1
	PINJARRA-SE 1914	SEED	4.95 KILOS		1
CASUARINA HEUGELIANA AUG80	PERTH-SW 1813	NUTS & FRUIT	2.00 KILOS		1
CASUARINA HUMILIS SEP80	PERTH-SW 1813	NUTS & FRUIT	1.00 KILOS		1
CASUARINA LEHMANNIANA JUL80	HILL RIVER-NW 1702	SEED	200.00 GRAMS		1
CASUARINA OBESA MAR81	HILL RIVER-SE 1704	SEED	1.00 KILOS		1
CEPHALIPTERUM DRUMMONDI AUG80	MENZIES 164	FLOWERING STEMS	5.00 BUNCHES		1
OCT80	PERENJORI-NW 1611	FLOWERING STEMS	2.00 BUNCHES		1
AUG81	KENNEDY RANGE 110	FLOWERING STEMS	598.00 BUNCHES		1
	YALGOO-NE 1512	FLOWERING STEMS	8.00 BUNCHES		1
CEPHALOTUS FOLLICULARIS AUG80	MOUNT BARKER-SE 2124	WHOLE PLANTS	160.00 NUMBER		1
OCT80	MOUNT BARKER-SW 2123	WHOLE PLANTS	350.00 NUMBER		4
DEC80	MOUNT BARKER-SW 2123	WHOLE PLANTS	370.00 NUMBER		3
JAN81	MOUNT BARKER-SW 2123	WHOLE PLANTS	280.00 NUMBER		3
MAR81	PEMBERTON-SW 2113	WHOLE PLANTS	12.00 NUMBER		1
CHAMAESCILLA SPIRALIS OCT80	-0	FLOWERING STEMS	200.00 BUNCHES		1
CHAMELAUCIUM AXILLARE OCT80	RAVENSTHORPE 204	FLOWERING STEMS	73.00 BUNCHES		1
	MALCOLM-C.ARID 206	CUTTINGS	20.00 STEMS		1

SPECIES/MONTH	MAP GRID	PART TAKEN	AMOUNT	UNIT	RECORDS
CHAMELAUCIUM DRUMMONDII					
AUG80	DONGARA-SE 1604	CUTTINGS	10.00	STEMS	1
CHAMELAUCIUM MEGALOPETALUM					
AUG80	LAKE JOHNSON 194	FLOWERING STEMS	259.00	BUNCHES	1
SEP80	LAKE JOHNSON 194	FLOWERING STEMS	1620.00	BUNCHES	1
	HILL RIVER-NW 1702	FLOWERING STEMS	28.00	BUNCHES	
			110.00	STEMS	2
OCT80	MALCOLM-C.ARID 206	CUTTINGS	20.00	STEMS	1
	HILL RIVER-NW 1702	FLOWERING STEMS	70.00	BUNCHES	1
JUN81	RAVENSTHORPE 204	WHOLE PLANTS	105.00	NUMBER	1
JUL81	RAVENSTHORPE 204	FLOWERING STEMS	201.00	BUNCHES	1
AUG81	RAVENSTHORPE 204	FLOWERING STEMS	239.00	BUNCHES	1
CHAMELAUCIUM PAUCIFLORUM					
OCT80	MOUNT BARKER-NE 2122	FLOWERING STEMS	100.00	BUNCHES	1
CHAMELAUCIUM UNCINATUM					
JUL80	PERTH-SW 1813	FLOWERING STEMS	300.00	BUNCHES	1
AUG80	PERTH-SW 1813	FLOWERING STEMS	1436.00	BUNCHES	3
SEP80	PERTH-SW 1813	FLOWERING STEMS	2692.00	BUNCHES	3
OCT80		FLOWERING STEMS	100.00	BUNCHES	1
	HILL RIVER-NW 1702	FLOWERING STEMS	544.00	BUNCHES	2
	PERTH-SW 1813	FLOWERING STEMS	287.00	BUNCHES	2
	PINJARRA-NW 1911	FLOWERING STEMS	600.00	BUNCHES	1
NOV80	HILL RIVER-SE 1704	FLOWERING STEMS	65.00	STEMS	1
	PERTH-SE 1814	FLOWERING STEMS	11.00	BUNCHES	1
DEC80	PERTH-SE 1814	FLOWERING STEMS	7.00	BUNCHES	1
JAN81	PERTH-NW 1811	CUTTINGS	1.00	BAGS	1
FEB81	PERTH-SW 1813	SEED	4.00	KILOS	1
MAY81	PERTH-SE 1814	FLOWERING STEMS	11.00	BUNCHES	1
JUN81	PERTH-SE 1814	FLOWERING STEMS	142.00	BUNCHES	1
JUL81	PERTH-SW 1813	FLOWERING STEMS	942.00	BUNCHES	2
	PERTH-SE 1814	FLOWERING STEMS	287.00	BUNCHES	1
	PINJARRA-NW 1911	FLOWERING STEMS	500.00	BUNCHES	1
AUG81	PERTH-SW 1813	FLOWERING STEMS	2157.00	BUNCHES	3
	PINJARRA-NW 1911	FLOWERING STEMS	530.00	BUNCHES	2
CHAMELAUCIUM SP.					
NOV80	MOUNT BARKER-NE 2122	FLOWERING STEMS	39.00	BUNCHES	1
CHEILANTHES TENUIFOLIA					
SEP80	PERTH-SW 1813	WHOLE PLANTS	12.00	NUMBER	1
OCT80	MOUNT BARKER-SE 2124	WHOLE PLANTS	200.00	NUMBER	1
CHORIZEMA CORDATUM					
DEC80	PERTH-SW 1813	SEED	.21	KILOS	1
CHORIZEMA DICKSONII					
NOV80	PERTH-SW 1813	NUTS & FRUIT	1.00	BAGS	1
		SEED	.03	KILOS	1
DEC80	PINJARRA-NW 1911	SEED	.27	KILOS	1
CHORIZEMA ILICIFOLIUM					
DEC80	PERTH-SW 1813	SEED	.20	KILOS	1

Appendix III

SPECIES/MONTH	MAP GRID	PART TAKEN	AMOUNT	UNIT	RECORDS
CLEMATIS PUBESCENS					
JAN81	BUSSELTON-SE 2004	SEED	151.00	GRAMS	1
CLIANTHUS FORMOSUS					
OCT80	DAMPIER-ROEBOURNE 72	NUTS & FRUIT	8.00	BAGS	1
NOV80	DAMPIER-ROEBOURNE 72	SEED	23.00	KILOS	1
	NULLAGINE 84	SEED	9.00	KILOS	1
AUG81	DAMPIER-ROEBOURNE 72	SEED	1.00	KILOS	1
CONOSPERMUM AMOENUM					
AUG80	DONGARA-SE 1604	FLOWERING STEMS	300.00	BUNCHES	1
OCT80	MOUNT BARKER-SE 2124	FLOWERING STEMS	10.00	BUNCHES	1
NOV80	HILL RIVER-SE 1704	FLOWERING STEMS	21.00	BUNCHES	1
CONOSPERMUM BRACHYPHYLLUM					
AUG81	PINJARRA-SW 1913	CUTTINGS	150.00	STEMS	1
CONOSPERMUM CAERULEUM					
OCT80	MOUNT BARKER-SE 2124	WHOLE PLANTS	1000.00	NUMBER	1
NOV80	MOUNT BARKER-SE 2124	SEED	.20	KILOS	1
CONOSPERMUM CRASSINERVIUM					
OCT80		-0 FLOWERING STEMS	80.00	BUNCHES	1
	HILL RIVER-SE 1704	FLOWERING STEMS	500.00	STEMS	1
	PERTH-SW 1813	FLOWERING STEMS	80.00	BUNCHES	1
NOV80	HILL RIVER-NW 1702	FLOWERING STEMS	69.00	BUNCHES	2
	HILL RIVER-SE 1704	FLOWERING STEMS	127.00	BUNCHES	2
			500.00	STEMS	3
DEC80	HILL RIVER-NW 1702	FLOWERING STEMS	424.00	BUNCHES	2
	HILL RIVER-SE 1704	FLOWERING STEMS	180.00	BUNCHES	2
	PERTH-SW 1813	FLOWERING STEMS	130.00	BUNCHES	2
JAN81	HILL RIVER-NW 1702	FLOWERING STEMS	382.00	BUNCHES	1
	PERTH-SW 1813	FLOWERING STEMS	20.00	BUNCHES	1
FEB81	HILL RIVER-SE 1704	FLOWERING STEMS	940.00	BUNCHES	1
CONOSPERMUM DENSIFLORUM					
DEC80	PERTH-NW 1811	SEED	24.00	GRAMS	
			.02	KILOS	2
CONOSPERMUM GLUMACEUM					
DEC80	PERTH-NW 1811	SEED	0	*SAMPLE	1
CONOSPERMUM INCURVUM					
SEP80	DONGARA-SE 1604	FLOWERING STEMS	300.00	BUNCHES	
			214.00	STEMS	3
	PERTH-NW 1811	FLOWERING STEMS	599.00	BUNCHES	3
	PERTH-SW 1813	FLOWERING STEMS	609.00	BUNCHES	2
OCT80	DONGARA-SE 1604	FLOWERING STEMS	125.00	BUNCHES	1
	PERENJORI-SW 1613	FLOWERING STEMS	4.00	BUNCHES	1
	MOORA-SW 1713	FLOWERING STEMS	25.00	BUNCHES	1
	PERTH-NW 1811	FLOWERING STEMS	160.00	BUNCHES	2
NOV80	HILL RIVER-NW 1702	FLOWERING STEMS	71.00	BUNCHES	4
	HILL RIVER-SE 1704	FLOWERING STEMS	80.00	BUNCHES	1

SPECIES/MONTH	MAP GRID	PART TAKEN	AMOUNT	UNIT	RECORDS
DEC80	HILL RIVER-SE 1704	FLOWERING STEMS	120.00	BUNCHES	1
CONOSPERMUM STOECHADIS					
AUG80	HILL RIVER-SE 1704	FLOWERING STEMS	163.00	BUNCHES	1
	PERTH-NW 1811	FLOWERING STEMS	140.00	BUNCHES	1
	PERTH-SW 1813	FLOWERING STEMS	690.00	BUNCHES	4
SEP80	HILL RIVER-SE 1704	FLOWERING STEMS	243.00	BUNCHES	1
	PERTH-SW 1813	FLOWERING STEMS	2276.00	BUNCHES	5
OCT80		FLOWERING STEMS	141.00	BUNCHES	1
	GERALDTON-NW 1501	FLOWERING STEMS	200.00	BUNCHES	1
	MOORA-SW 1713	FLOWERING STEMS	56.00	BUNCHES	1
	PERTH-SW 1813	FLOWERING STEMS	1906.00	BUNCHES	6
DEC80	PERTH-SW 1813	SEED	25.00	GRAMS	
			.03	KILOS	2
FEB81	MOORA-SW 1713	FLOWERING STEMS	266.00	BUNCHES	1
AUG81	PERTH-SW 1813	FLOWERING STEMS	3.00	BUNCHES	1
CONOSPERMUM TRIPLINERVIUM					
OCT80	PERTH-SW 1813	FLOWERING STEMS	50.00	BUNCHES	1
NOV80	HILL RIVER-NW 1702	FLOWERING STEMS	1751.00	BUNCHES	1
	MOORA-SW 1713	FLOWERING STEMS	2000.00	BUNCHES	
			2000.00	STEMS	2
DEC80	PERTH-NW 1811	FLOWERING STEMS	119.00	BUNCHES	1
MAR81	HILL RIVER-NW 1702	FLOWERING STEMS	1206.00	BUNCHES	1
CONOSTYLIS CANDICANS					
NOV80	PINJARRA-SW 1913	CUTTINGS	10.00	STEMS	1
DEC80	PERTH-SW 1813	SEED	1.38	KILOS	1
CRASPEDIA UNIFLORA					
SEP80	MENZIES 164	SEED	1.50	KILOS	1
CROWEA ANGUSTIFOLIA					
AUG80	PEMBERTON-SE 2114	FLOWERING STEMS	2373.00	BUNCHES	
			180.00	KILOS	2
	MOUNT BARKER-SW 2123	FLOWERING STEMS	180.00	KILOS	1
SEP80	PEMBERTON-SW 2113	FLOWERING STEMS	303.00	BUNCHES	1
	MOUNT BARKER-SW 2123	FLOWERING STEMS	30.00	KILOS	1
DEC80	PEMBERTON-NW 2111	SEED	55.00	GRAMS	
			.05	KILOS	2
	MOUNT BARKER-SE 2124	SEED	10.00	KILOS	1
AUG81	MOUNT BARKER-SW 2123	FLOWERING STEMS	721.00	BUNCHES	1
CAPULANTHUS BRACTEOLOSUS					
NOV80	MOUNT BARKER-SE 2124	SEED	.03	KILOS	1
CYCAS ARMSTRONGII					
JUN80	ASHTON 28	SEED	12.50	KILOS	1
	YAMPI-DERBY 46	SEED	12.50	KILOS	1
DAMPIERA ALATA					
NOV80	BUSSELTON-SE 2004	FLOWERING STEMS	50.00	STEMS	1
DAMPIERA HEDERACEA					
NOV80	PINJARRA-NW 1911	FLOWERING STEMS	2.00	BUNCHES	1

Appendix III

SPECIES/MONTH	MAP GRID	PART TAKEN	AMOUNT	UNIT	RECORDS
DAMPIERA LAVANDULACEA					
SEP80	DUMBLEYUNG-SE 2024	FLOWERING STEMS	40.00	STEMS	1
OCT80	DUMBLEYUNG-SE 2024	FLOWERING STEMS	10.00	STEMS	1
DAMPIERA LINEARIS					
AUG80	PERTH-SW 1813	FLOWERING STEMS	50.00	TIPS	1
OCT80	PERTH-SW 1813	CUTTINGS	50.00	STEMS	1
	MOUNT BARKER-SE 2124	WHOLE PLANTS	1000.00	NUMBER	1
DAMPIERA SACCULATA					
SEP80	DUMBLEYUNG-SE 2024	FLOWERING STEMS	7.00	STEMS	1
DAMPIERA SCAEVOLINA					
SEP80	NEWDEGATE-SW 2033	FLOWERING STEMS	4.00	STEMS	1
OCT80	NEWDEGATE-SW 2033	FLOWERING STEMS	20.00	STEMS	1
DARWINIA CITRIODORA					
NOV80	PERTH-SE 1814	FLOWERING STEMS	3.00	BUNCHES	1
	PINJARRA-SW 1913	CUTTINGS	20.00	STEMS	1
DEC80	MOUNT BARKER-SE 2124	SEED	1.20	KILOS	1
JUN81	PERTH-SE 1814	FLOWERING STEMS	1.00	BUNCHES	1
JUL81	PERTH-SE 1814	FLOWERING STEMS	5.00	BUNCHES	1
DARWINIA OEDERIOIDES					
OCT80	MOUNT BARKER-SE 2124	WHOLE PLANTS	200.00	NUMBER	1
DASYPOGON BROMELIIFOLIUS					
JAN81	-0	SEED	7.00	KILOS	1
DASYPOGON HOOKERI					
JAN81	COLLIE-SW 2013	SEED	3000.00	STEMS	1
DAVIESIA CORDATA					
DEC80	PINJARRA-SW 1913	SEED	.56	KILOS	1
	BUSSELTON-SE 2004	FLOWERING STEMS	1.00	BUNCHES	1
	MOUNT BARKER-SE 2124	SEED	1.50	KILOS	1
JAN81	PINJARRA-NW 1911	SEED	45.00	GRAMS	1
	PINJARRA-SW 1913	SEED	45.00	GRAMS	1
JUN81	-0	FLOWERING STEMS	12.00	BUNCHES	1
DAVIESIA JUNCEA					
DEC80	MOUNT BARKER-SE 2124	SEED	.15	KILOS	1
DIOSCOREA HASTIFOLIA					
OCT80	PINJARRA-NW 1911	SEED	6000.00	SEEDS	1
DIPLOLAENA ANGUSTIFOLIA					
AUG80	PERTH-SW 1813	CUTTINGS	15.00	STEMS	1
NOV80	PERTH-SW 1813	NUTS & FRUIT	4.00	BAGS	2
DEC80	PERTH-SW 1813	SEED	4.00	BAGS	
			6.00	KILOS	3
JUN81	PERTH-SW 1813	CUTTINGS	.25	BAGS	1
DIPLOPELTIS HUEGELII					
OCT80	PERTH-SW 1813	FLOWERING STEMS	30.00	STEMS	1

SPECIES/MONTH	MAP GRID	PART TAKEN	AMOUNT	UNIT	RECORDS
DIURUS LONGIFOLIA					
AUG80	PERENJORI-SW 1613	FLOWERING STEMS	6.00	STEMS	1
	KELLERBERRIN-SW 1823	FLOWERING STEMS	2.00	STEMS	1
	BUSSELTON-SE 2004	FLOWERING STEMS	60.00	STEMS	1
SEP80	BUSSELTON-SE 2004	FLOWERING STEMS	4.00	BUNCHES	1
AUG81	PERENJORI-SW 1613	FLOWERING STEMS	20.00	STEMS	1
	PERTH-SW 1813	FLOWERING STEMS	1.00	BUNCHES	1
DODONAEA INAEQUIFOLIA					
NOV80	PERTH-SE 1814	FLOWERING STEMS	17.00	BUNCHES	1
DODONAEA LANCEOLATA					
FEB81		-0 SEED	.10	KILOS	1
DODONAEA PHYSOCARPA					
JUN80	ASHTON 28	NUTS & FRUIT	1.00	BAGS	1
	MT ELIZABETH 38	NUTS & FRUIT	1.00	BAGS	1
DROSER A BULBOSA					
AUG80	PERTH-SW 1813	CUTTINGS	200.00	STEMS	1
JUN81	PINJARRA-NW 1911	WHOLE PLANTS	200.00	NUMBER	1
DROSER A ERYTHORRHIZA					
AUG80	PERTH-SW 1813	CUTTINGS	200.00	STEMS	1
JUN81	PINJARRA-NW 1911	WHOLE PLANTS	200.00	NUMBER	1
DROSER A HETEROPHYLLA					
AUG80	PERTH-SW 1813	CUTTINGS	300.00	STEMS	1
DROSER A MACROPHYLLA					
AUG80	MOORA-NE 1712	CUTTINGS	600.00	STEMS	1
DROSER A MENZIESII					
AUG80	PERTH-SW 1813	CUTTINGS	100.00	STEMS	1
OCT80	DUMBLEYUNG-SE 2024	FLOWERING STEMS	10.00	STEMS	1
NOV80	MOUNT BARKER-SE 2124	SEED	.04	KILOS	1
DROSER A STOLONIFERA					
AUG80	PINJARRA-NW 1911	WHOLE PLANTS	50.00	NUMBER	1
JUL81	PERTH-SE 1814	FLOWERING STEMS	2.00	BUNCHES	1
DROSER A STRICTICAULIS					
AUG80	DONGARA-SE 1604	CUTTINGS	100.00	STEMS	1
DROSER A ZONARIA					
AUG80	PERTH-SW 1813	CUTTINGS	400.00	STEMS	1
DRYANDRA CARDUACEA					
SEP80	PERTH-NW 1811	FLOWERING STEMS	1000.00	HEADS	1
AUG81	PERTH-NE 1812	LEAVES	205.00	BUNCHES	1
DRYANDRA CIRSIODES					
AUG81	RAVENSTHORPE 204	WHOLE PLANTS	30.00	NUMBER	1

Appendix III

SPECIES/MONTH	MAP GRID	PART TAKEN	AMOUNT	UNIT	RECORDS
DRYANDRA DRUMMONDII					
MAY80	MOUNT BARKER-NW 2121	LEAVES	1135.00	BUNCHES	1
JUL80	HILL RIVER-NW 1702	NUTS & FRUIT	0	*SAMPLE	1
SEP80	MOUNT BARKER-SW 2123	FLOWERING STEMS	751.00	BUNCHES	1
OCT80	MOUNT BARKER-NE 2122	LEAVES	606.00	BUNCHES	1
	MOUNT BARKER-SW 2123	FLOWERING STEMS	2336.00	BUNCHES	1
NOV80	MOUNT BARKER-SW 2123	FLOWERING STEMS	2336.00	BUNCHES	1
DEC80	MOUNT BARKER-SW 2123	FLOWERING STEMS	456.00	BUNCHES	1
JAN81	MOUNT BARKER-NE 2122	LEAVES	3000.00	LEAVES	1
MAR81	MOUNT BARKER-NW 2121	FLOWERING STEMS	370.00	BUNCHES	1
APR81	MOUNT BARKER-NW 2121	LEAVES	404.00	BUNCHES	1
JUN81	MOUNT BARKER-NW 2121	LEAVES	958.00	BUNCHES	1
DRYANDRA FALCATA					
NOV80	COLLIE-NW 2011	LEAVES	100.00	STEMS	1
AUG81	RAVENSTHORPE 204	WHOLE PLANTS	250.00	NUMBER	1
DRYANDRA FORMOSA					
AUG80	PEMBERTON-SE 2114	FLOWERING STEMS	3301.00	BUNCHES	1
	MOUNT BARKER-SW 2123	FLOWERING STEMS	9709.00	BUNCHES	6
	MOUNT BARKER-SE 2124	FLOWERING STEMS	142.00	STEMS	2
SEP80	MOUNT BARKER-SW 2123	FLOWERING STEMS	22603.00	BUNCHES	8
	MOUNT BARKER-SE 2124	FLOWERING STEMS	120.00	STEMS	1
OCT80	PEMBERTON-SE 2114	FLOWERING STEMS	1270.00	BUNCHES	1
	MOUNT BARKER-SW 2123	FLOWERING STEMS	1187.00	BUNCHES	3
	MOUNT BARKER-SE 2124	FLOWERING STEMS	1200.00	BUNCHES	1
NOV80	MOUNT BARKER-SE 2124	FLOWERING STEMS	20.00	STEMS	1
DEC80	BREMER BAY-NW 2131	FLOWERING STEMS	200.00	BUNCHES	1
MAR81	-0	SEED	1.00	BOXES	1
MAY81	-0	NUTS & FRUIT	6.00	BAGS	1
JUL81	MOUNT BARKER-SW 2123	FLOWERING STEMS	234.00	BUNCHES	3
AUG81	PEMBERTON-SE 2114	FLOWERING STEMS	460.00	BUNCHES	1
	MOUNT BARKER-SW 2123	FLOWERING STEMS	3568.00	BUNCHES	7
	MOUNT BARKER-SE 2124	FLOWERING STEMS	517.00	STEMS	1
DRYANDRA MUCRONULATA					
NOV80	MOUNT BARKER-SE 2124	SEED	.15	KILOS	1
DRYANDRA NOBILIS					
JUL80	HILL RIVER-NW 1702	NUTS & FRUIT	0	*SAMPLE	1
JUL81	PERTH-SE 1814	FLOWERING STEMS	2.00	BUNCHES	1
DRYANDRA OBTUSA					
AUG81	RAVENSTHORPE 204	CUTTINGS	12.00	BAGS	1
DRYANDRA PATENS					
JAN81	PERTH-SE 1814	SEED	290.00	GRAMS	2
DRYANDRA PLUMOSA					
OCT80	MOUNT BARKER-NE 2122	WHOLE PLANTS	200.00	NUMBER	1
DRYANDRA POLYCEPHALA					
JUL80	PERTH-NW 1811	FLOWERING STEMS	4320.00	BUNCHES	2

SPECIES/MONTH	MAP GRID	PART TAKEN	AMOUNT	UNIT	RECORDS
AUG80	PERTH-NW 1811	FLOWERING STEMS	26344.00	BUNCHES	2
SEP80	PERTH-NW 1811	FLOWERING STEMS	2306.00	BUNCHES	1
	PERTH-NE 1812	FLOWERING STEMS	2278.00	BUNCHES	1
	PERTH-SE 1814	FLOWERING STEMS	203.00	STEMS	1
JAN81	PERTH-NW 1811	SEED	76.60	GRAMS	1
JUL81	PERTH-NW 1811	FLOWERING STEMS	188.00	BUNCHES	1
AUG81	PERTH-NW 1811	FLOWERING STEMS	7388.00	BUNCHES	4
DRYANDRA PRAEMORSA					
JAN81	PERTH-SW 1813	SEED	172.00	GRAMS	1
DRYANDRA PREISSII					
NOV80	MOUNT BARKER-SE 2124	SEED	.01	KILOS	1
FEB81	CORRIGIN-NE 1922	SEED	.03	KILOS	1
DRYANDRA PTERIDIFOLIA					
OCT80	MOUNT BARKER-NE 2122	WHOLE PLANTS	2000.00	NUMBER	1
DRYANDRA QUERCIFOLIA					
JUN80	RAVENSTHORPE 204	FLOWERING STEMS	560.00	STEMS	1
JUL80	RAVENSTHORPE 204	FLOWERING STEMS	97.00	BUNCHES	1
SEP80	RAVENSTHORPE 204	SEED	10330.00	STEMS	1
JAN81	PEMBERTON-SE 2114	FLOWERING STEMS	600.00	BUNCHES	1
FEB81	PEMBERTON-SE 2114	FLOWERING STEMS	2000.00	STEMS	1
MAR81	RAVENSTHORPE 204	FLOWERING STEMS	13.00	BUNCHES	3
			310.00	STEMS	
APR81	RAVENSTHORPE 204	FLOWERING STEMS	107.00	BUNCHES	1
		SEED	1.00	BOXES	1
MAY81	RAVENSTHORPE 204	FLOWERING STEMS	68.00	BUNCHES	1
JUL81	RAVENSTHORPE 204	FLOWERING STEMS	6.00	STEMS	1
	MOUNT BARKER-SW 2123	FLOWERING STEMS	15.00	BUNCHES	1
AUG81	-0	NUTS & FRUIT	7.00	BAGS	1
	RAVENSTHORPE 204	FLOWERING STEMS	44.00	BUNCHES	2
DRYANDRA STUPOSA					
JAN81	PINJARRA-NE 1912	FLOWERING STEMS	30.00	BUNCHES	1
MAY81	CORRIGIN-SW 1923	NUTS & FRUIT	1.00	BAGS	1
JUN81	PINJARRA-NE 1912	NUTS & FRUIT	1.00	BAGS	1
DRYANDRA SESSILIS					
NOV80	PINJARRA-SW 1913	CUTTINGS	10.00	STEMS	1
JUN81	PERTH-SW 1813	SEED	190.00	GRAMS	1
DRYANDRA SPECIOSA					
AUG81	-0	NUTS & FRUIT	.25	BAGS	1
DRYANDRA TENUIFOLIA					
OCT80	MOUNT BARKER-SE 2124	WHOLE PLANTS	500.00	NUMBER	1
NOV80	MOUNT BARKER-SE 2124	SEED	.02	KILOS	1
ELYTHRANTHERA BRUNONIS					
SEP80	BUSSELTON-SE 2004	FLOWERING STEMS	4.00	BUNCHES	1
EREMAEA BEAUFORTIODES					
FEB81	HILL RIVER-SE 1704	SEED	.30	KILOS	1

Appendix III

SPECIES/MONTH	MAP GRID	PART TAKEN	AMOUNT	UNIT	RECORDS
EREMAEA PURPUREA JAN81	PERTH-SW 1813	SEED	8.00	GRAMS	1
EREMAEA VIOLACEA NOV80	PINJARRA-NW 1911	FLOWERING STEMS	1.00	BUNCHES	1
EREMOPHILA DUTTONII NOV80	PINJARRA-SW 1913	NUTS & FRUIT	20.00	KILOS	1
EREMOPHILA FOLIOSISSIMA AUG80	KIRKALOCKA 152	CUTTINGS	6.00	STEMS	1
AUG81	LEONORA 154	CUTTINGS	.50	BAGS	1
		SEED	2.50	KILOS	1
EREMOPHILA GLABRA AUG80	PERTH-SW 1813	CUTTINGS	10.00	STEMS	1
EREMOPHILA LATROBEI AUG80	CUE 142	CUTTINGS	50.00	STEMS	1
OCT80	CUE 142	CUTTINGS	20.00	STEMS	1
AUG81	NINGHAN 162	CUTTINGS	100.00	STEMS	1
EREMOPHILA LONGIFOLIA OCT80	MT BRUCE 92	SEED	2.00	KILOS	1
EREMOPHILA MACULATA AUG80	KIRKALOCKA 152	CUTTINGS	10.00	STEMS	1
OCT80	MT BRUCE 92	SEED	1.00	KILOS	1
	BYRO 131	CUTTINGS	20.00	STEMS	1
	CUE 142	CUTTINGS	50.00	STEMS	1
EREMOPHILA OLDFIELDII AUG81	PERENJORI-NW 1611	CUTTINGS	150.00	STEMS	1
EREMOPHILA PUNICEA OCT80	CUE 142	CUTTINGS	20.00	STEMS	1
ERIOSTEMON BRUCEI OCT80	CUE 142	CUTTINGS	20.00	STEMS	1
ERIOSTEMON SPICATUS JUN80	PERTH-SW 1813	CUTTINGS	150.00	STEMS	1
OCT80	PERTH-SW 1813	CUTTINGS	1.00	BAGS	1
AUG81	PINJARRA-SW 1913	CUTTINGS	150.00	STEMS	1
EUCALYPTUS ASTRINGENS AUG81	RAVENSTHORPE 204	NUTS & FRUIT	4.00	BAGS	1
		SEED	1.00	KILOS	1
EUCALYPTUS CAESIA MAR81	PERTH-SW 1813	SEED	1.01	KILOS	1
APR81	PERTH-SW 1813	SEED	1.55	KILOS	1
JUN81	PINJARRA-NW 1911	NUTS & FRUIT	4.00	BAGS	1

SPECIES/MONTH	MAP GRID	PART TAKEN	AMOUNT	UNIT	RECORDS
AUG81	PERTH-SW 1813	NUTS & FRUIT	1.50	BAGS	1
EUCALYPTUS CALOPHYLLA					
AUG80	PERTH-SW 1813	NUTS & FRUIT	3.00	KILOS	1
SEP80	PERTH-SW 1813	NUTS & FRUIT	1.00	KILOS	1
OCT80	PERTH-SW 1813	NUTS & FRUIT	10.00	BAGS	
			2.00	KILOS	3
NOV80	PERTH-SW 1813	NUTS & FRUIT	2.00	KILOS	1
	PINJARRA-NW 1911	SEED	39.00	KILOS	1
DEC80	PERTH-SW 1813	NUTS & FRUIT	2.00	KILOS	1
JAN81	PERTH-SW 1813	NUTS & FRUIT	2.00	KILOS	1
FEB81	PERTH-SW 1813	FLOWERING STEMS	10.00	STEMS	1
		NUTS & FRUIT	1.00	KILOS	1
		SEED	.20	KILOS	1
MAR81	PERTH-SW 1813	FLOWERING STEMS	3.00	STEMS	1
		NUTS & FRUIT	6.00	KILOS	1
		SEED	1.12	KILOS	1
APR81	PERTH-SW 1813	NUTS & FRUIT	10.00	KILOS	1
MAY81	PERTH-SW 1813	NUTS & FRUIT	12.00	KILOS	1
JUN81	PERTH-SW 1813	NUTS & FRUIT	.50	BAGS	
			12.00	KILOS	2
JUL81	PERTH-SW 1813	NUTS & FRUIT	10.00	KILOS	1
AUG81	PERTH-SW 1813	NUTS & FRUIT	20.00	KILOS	1
EUCALYPTUS CAMALDULENSIS					
MAY81	PERTH-SW 1813	SEED	.80	KILOS	1
EUCALYPTUS CAMPASPE					
OCT80	KALGOORLIE 174	NUTS & FRUIT	2.00	BAGS	2
EUCALYPTUS CARNEI					
OCT80	MENZIES 164	NUTS & FRUIT	2.00	BAGS	2
EUCALYPTUS CONGLOBATA					
JUL81	PINJARRA-NW 1911	WHOLE PLANTS	200.00	NUMBER	1
	PINJARRA-NE 1912	WHOLE PLANTS	120.00	NUMBER	1
EUCALYPTUS CRUCIS					
AUG81	SOUTH CROSS-NW 1831	SEED	.50	KILOS	1
EUCALYPTUS DICHROMOPHLOIA					
JUL80	MT BRUCE 92	SEED	.60	KILOS	1
EUCALYPTUS DIVERSICOLOR					
NOV80	MOUNT BARKER-SE 2124	FLOWERING STEMS	10.00	STEMS	1
AUG81	MOUNT BARKER-SW 2123	FLOWERING STEMS	183.00	BUNCHES	1
EUCALYPTUS EBBANOENSIS					
DEC80	PERTH-SW 1813	NUTS & FRUIT	1.00	BAGS	1
EUCALYPTUS ERYTHROCORYS					
OCT80	PERENJORI-SW 1613	FLOWERING STEMS	200.00	STEMS	1
APR81	PERENJORI-SW 1613	FLOWERING STEMS	361.00	STEMS	1
		NUTS & FRUIT	7350.00	NUTS	1

Appendix III

SPECIES/MONTH	MAP GRID	PART TAKEN	AMOUNT	UNIT	RECORDS
MAY81	PERENJORI-SW 1613	FLOWERING STEMS	1350.00	STEMS	1
		NUTS & FRUIT	1095.00	NUTS	1
	PERTH-SW 1813	NUTS & FRUIT	13.00	BAGS	1
		SEED	2.50	KILOS	1
JUN81	PERENJORI-SW 1613	FLOWERING STEMS	153.00	BUNCHES	1
AUG81	PERTH-SW 1813	SEED	200.00	GRAMS	1
EUCALYPTUS	ERYTHRONEMA				
AUG81	KELLERBERRIN-NE 1822	SEED	2.00	KILOS	1
EUCALYPTUS	EUDESMIOIDES				
JUL80	HILL RIVER-NW 1702	SEED	600.00	GRAMS	1
FEB81	MOORA-NW 1711	SEED	.77	KILOS	1
EUCALYPTUS	FALCATA				
JUL80	HILL RIVER-NW 1702	NUTS & FRUIT	1.00	BAGS	1
EUCALYPTUS	FOECUNDA				
FEB81	PERTH-SE 1814	FLOWERING STEMS	1.00	BUNCHES	1
MAY81	PERTH-SW 1813	SEED	1.24	KILOS	1
EUCALYPTUS	FORRESTIANA				
NOV80	ESPERANCE 205	NUTS & FRUIT	2.00	BAGS	1
		SEED	2.00	KILOS	1
DEC80	PERTH-SE 1814	FLOWERING STEMS	10.00	BUNCHES	1
APR81	KELLERBERRIN-SE 1824	SEED	.46	KILOS	1
EUCALYPTUS	HAEMATOXYLON				
MAY81	PERTH-SW 1813	NUTS & FRUIT	1.00	BAGS	1
EUCALYPTUS	JUCUNDA				
MAY81	GERALDTON-SE 1504	SEED	.70	KILOS	1
EUCALYPTUS	KINGSMILLII				
AUG81	YOUANMI 153	NUTS & FRUIT	.50	BAGS	1
EUCALYPTUS	KONDININENSIS				
AUG81	RAVENSTHORPE 204	NUTS & FRUIT	3.00	BAGS	1
		SEED	.50	KILOS	1
EUCALYPTUS	KRUSEANA				
DEC80	PERTH-SE 1814	FLOWERING STEMS	3.00	BUNCHES	1
FEB81	PERTH-SE 1814	FLOWERING STEMS	2.00	BUNCHES	1
EUCALYPTUS	LANE-POOLEI				
FEB81	PINJARRA-NW 1911	SEED	.95	KILOS	1
EUCALYPTUS	LEHMANNII				
SEP80	BREMER BAY-NW 2131	SEED	1.50	KILOS	1
NOV80	MOUNT BARKER-SW 2123	SEED	15.00	KILOS	1
APR81	RAVENSTHORPE 204	NUTS & FRUIT	350.00	STEMS	1
EUCALYPTUS	LOXOPHLEBA				
MAY81	PERENJORI-SW 1613	SEED	.51	KILOS	1

Appendix III

SPECIES/MONTH	MAP GRID	PART TAKEN	AMOUNT	UNIT	RECORDS
EUCALYPTUS MACRANDRA					
MAY81	PERTH-SW 1813	SEED	.08	KILOS	1
JUL81	PERTH-SW 1813	SEED	125.00	GRAMS	1
EUCALYPTUS MACROCARPA					
AUG81	DONGARA-SE 1604	SEED	.50	KILOS	1
EUCALYPTUS MARGINATA					
SEP80	PERTH-SW 1813	OTHER	100.00	GRAMS	1
OCT80	PINJARRA-NW 1911	SEED	50.00	GRAMS	1
	MOUNT BARKER-SE 2124	SEED	.45	KILOS	1
NOV80	PINJARRA-NW 1911	SEED	45.50	KILOS	2
DEC80	PERTH-SW 1813	NUTS & FRUIT	100.00	GRAMS	1
AUG81	PINJARRA-NW 1911	SEED	800.00	GRAMS	1
EUCALYPTUS MEGACARPA					
JAN81	MOUNT BARKER-SE 2124	SEED	.28	KILOS	1
EUCALYPTUS OLDFIELDII					
MAY81	YARINGA 130	SEED	3.00	KILOS	1
	GERALDTON-SE 1504	SEED	5.90	KILOS	1
EUCALYPTUS PATELLARIS					
JUL80	MT BRUCE 92	SEED	1.10	KILOS	1
EUCALYPTUS PLATYPUS					
MAR81	RAVENSTHORPE 204	SEED	.36	KILOS	1
EUCALYPTUS PREISSIANA					
JUN80	RAVENSTHORPE 204	NUTS & FRUIT	750.00	STEMS	1
JUL80	RAVENSTHORPE 204	NUTS & FRUIT	3500.00	STEMS	1
SEP80	BREMER BAY-NW 2131	SEED	515.00	GRAMS	1
APR81	RAVENSTHORPE 204	NUTS & FRUIT	360.00	STEMS	1
		SEED	1.90	KILOS	1
EUCALYPTUS PYRIFORMIS					
NOV80	PERENJORI-SW 1613	NUTS & FRUIT	1250.00	NUTS	1
FEB81	PERENJORI-SW 1613	NUTS & FRUIT	25200.00	NUTS	1
MAY81		NUTS & FRUIT	825.00	NUTS	1
JUN81	MOORA-SE 1714	NUTS & FRUIT	1.00	BAGS	1
EUCALYPTUS REDUNCA					
SEP80	RAVENSTHORPE 204	SEED	410.00	GRAMS	1
DEC80	PERTH-SW 1813	FLOWERING STEMS	10.00	STEMS	1
MAY81	YARINGA 130	SEED	.30	KILOS	1
JUN81	PERTH-NW 1811	SEED	600.00	GRAMS	1
EUCALYPTUS SALUBRIS					
OCT80	KALGOORLIE 174	NUTS & FRUIT	2.00	BAGS	2
EUCALYPTUS SEPULCRALIS					
AUG81	RAVENSTHORPE 204	NUTS & FRUIT	.25	BAGS	1
		SEED	.30	KILOS	1

Appendix III

SPECIES/MONTH	MAP GRID	PART TAKEN	AMOUNT	UNIT	RECORDS
EUCALYPTUS SPATHULATA AUG81	-0	SEED	14.00	KILOS	1
EUCALYPTUS STOWARDII AUG81	KELLERBERRIN-NW 1821	SEED	.50	KILOS	1
EUCALYPTUS STRIATICALYX AUG80	MT BRUCE 92	SEED	.50	GRAMS	1
EUCALYPTUS TETRAGONA MAR81	RAVENSTHORPE 204	SEED	1.73	KILOS	1
AUG81	DUMBLEYUNG-SE 2024	NUTS & FRUIT	1.00	BAGS	1
EUCALYPTUS TETRAPTERA MAR81	RAVENSTHORPE 204	SEED	.68	KILOS	1
APR81	RAVENSTHORPE 204	SEED	1.20	KILOS	1
AUG81	RAVENSTHORPE 204	SEED	1.00	KILOS	1
	DUMBLEYUNG-SE 2024	NUTS & FRUIT	1.00	BAGS	1
EUCALYPTUS TODTIANA FEB81	PERTH-NW 1811	SEED	2.55	KILOS	1
	PERTH-SW 1813	SEED	2.55	KILOS	1
MAR81	HILL RIVER-SE 1704	NUTS & FRUIT	25.00	KILOS	1
JUN81	MOORA-NW 1711	NUTS & FRUIT	2.00	BAGS	1
EUCALYPTUS TORQUATA OCT80	KALGOORLIE 174	NUTS & FRUIT	2.00	BAGS	2
APR81	KELLERBERRIN-SE 1824	SEED	.30	KILOS	1
EUCALYPTUS WANDOO JAN81	PINJARRA-NW 1911	SEED	890.00	GRAMS	1
EUCALYPTUS YOUNGIANA AUG80	LAVERTON 155	NUTS & FRUIT	2.00	BAGS	1
OCT80	LEONORA 154	NUTS & FRUIT	2.00	BAGS	2
AUG81	-0	NUTS & FRUIT	2.00	BAGS	1
	YOUANMI 153	NUTS & FRUIT	1.00	BAGS	1
EVANDRA ARISTATA FEB81	PERENJORI-SW 1613	LEAVES	34.00	BUNCHES	1
FRANKENIA PAUCIFLORA AUG81	YALGOO-NE 1512	CUTTINGS	200.00	STEMS	1
GASTROLOBIMUM FLORIBUNDUM NOV80	PERTH-SE 1814	FLOWERING STEMS	2.00	BUNCHES	1
GELEZNOWIA VERRUCOSA JUL81	GERALDTON-NW 1501	FLOWERING STEMS	230.00	BUNCHES	1
AUG81	GERALDTON-NW 1501	FLOWERING STEMS	2902.00	BUNCHES	1
			1050.00	STEMS	4
GOMPHOLOBIUM POLYMORPHUM SEP80	DUMBLEYUNG-SE 2024	FLOWERING STEMS	24.00	STEMS	1

SPECIES/MONTH	MAP GRID	PART TAKEN	AMOUNT	UNIT	RECORDS
JAN81		-0 SEED	.10	KILOS	1
GOMPHRENA CUNNINGHAMII					
AUG80	MT BRUCE 92	SEED	.75	GRAMS	1
GOODENIA AFFINIS					
SEP80	NEWDEGATE-SW 2033	FLOWERING STEMS	6.00	STEMS	1
OCT80	NEWDEGATE-SW 2033	FLOWERING STEMS	10.00	STEMS	1
GOODENIA CONCINNA					
OCT80	DUMBLEYUNG-SE 2024	FLOWERING STEMS	20.00	STEMS	1
GREVILLEA BIPINNATIFIDA					
NOV80	PINJARRA-NW 1911	FLOWERING STEMS	1.00	BUNCHES	1
	PINJARRA-SW 1913	CUTTINGS	100.00	STEMS	1
DEC80	PINJARRA-SW 1913	CUTTINGS	100.00	STEMS	1
GREVILLEA BREVICUSPIS					
JUL80	MOUNT BARKER-SE 2124	NUTS & FRUIT	4500.00	STEMS	1
GREVILLEA CRITHIMFOLIA					
JUN81		-0 LEAVES	4.00	BUNCHES	1
JUL81		-0 LEAVES	4.00	BUNCHES	1
GREVILLEA FASCICULATA					
OCT80	MOUNT BARKER-SE 2124	WHOLE PLANTS	800.00	NUMBER	1
GREVILLEA JUNCIFOLIA					
FEB81	WILUNA 134	SEED	.34	KILOS	1
GREVILLEA LEUCOPTERIS					
DEC80	PERTH-SW 1813	SEED	.18	KILOS	1
MAY81	PERTH-SW 1813	SEED	.36	KILOS	1
GREVILLEA PTERIDIFOLIA					
JUL80	ASHTON 28	CUTTINGS	1.00	KILOS	1
MAY81	MT BRUCE 92	SEED	200.00	GRAMS	1
GREVILLEA PULCHELLA					
NOV80	MOUNT BARKER-SE 2124	SEED	.40	KILOS	1
GREVILLEA QUERCIFOLIA					
OCT80	PERTH-NW 1811	CUTTINGS	10.00	STEMS	1
GREVILLEA SACCATA					
AUG81	MOORA-NW 1711	CUTTINGS	150.00	STEMS	1
GREVILLEA SHUTTLEWORTHIANA					
SEP80	GERALDTON-SE 1504	CUTTINGS	25.00	STEMS	1
GREVILLEA SYNAPHEAE					
OCT80	PERTH-NW 1811	CUTTINGS	10.00	STEMS	1
GREVILLEA TERETIFOLIA					
JUN80	DRYSDALE-LONDON. 18	CUTTINGS	1.00	KILOS	1

Appendix III

SPECIES/MONTH	MAP GRID	PART TAKEN	AMOUNT	UNIT	RECORDS
GREVILLIA THELEMANNIANA					
AUG80	PERTH-SW 1813	CUTTINGS	25.00	STEMS	1
MAY81	PERTH-SE 1814	FLOWERING STEMS	1.00	BUNCHES	1
GREVILLIA WILSONII					
NOV80	PINJARRA-SW 1913	CUTTINGS	100.00	STEMS	1
GUICHENOTIA LEDIFOLIA					
DEC80	HILL RIVER-NW 1702	FLOWERING STEMS	744.00	BUNCHES	1
GUICHENOTIA MACRANTHA					
DEC80	PERTH-SW 1813	SEED	.46	KILOS	1
HAKEA BUCCULENTA					
MAY81	AJANA 140	NUTS & FRUIT	3.00	BAGS	1
HAKEA CONCHIFOLIA					
JUL80	HILL RIVER-NW 1702	SEED	2500.00	STEMS	1
HAKEA CUCULLATA					
JUN80	BREMER BAY-NW 2131	FLOWERING STEMS	2000.00	STEMS	1
JUL80	BREMER BAY-NW 2131	FLOWERING STEMS	1000.00	STEMS	1
JAN81	MOUNT BARKER-NE 2122	LEAVES	3861.00	STEMS	1
HAKEA CYCLOCARPA					
DEC80	AUGUSTA-NE 2102	FLOWERING STEMS	1.00	BUNCHES	1
HAKEA FLABELLIFOLIA					
JUL80	HILL RIVER-NW 1702	SEED	90.00	STEMS	1
HAKEA LAURINA					
JUN80	RAVENSTHORPE 204	NUTS & FRUIT	3000.00	STEMS	1
JUL80	RAVENSTHORPE 204	NUTS & FRUIT	5000.00	STEMS	1
APR81	RAVENSTHORPE 204	NUTS & FRUIT	500.00	STEMS	1
MAY81	RAVENSTHORPE 204	NUTS & FRUIT	800.00	STEMS	1
	PERTH-SE 1814	FLOWERING STEMS	2.00	BUNCHES	1
HAKEA LISSOCARPHA					
AUG81	RAVENSTHORPE 204	SEED	.08	KILOS	1
HAKEA LORANTHIFOLIA					
JUL80	HILL RIVER-NW 1702	SEED	1000.00	STEMS	1
HAKEA MULTILINEATA					
AUG81	SANDSTONE 143	NUTS & FRUIT	1.00	BAGS	1
HAKEA NEUROPHYLLA					
JUL80	HILL RIVER-NW 1702	NUTS & FRUIT	1.00	BAGS	1
HAKEA NITIDA					
AUG81	RAVENSTHORPE 204	SEED	.12	KILOS	1
HAKEA OBTUSA					
SEP80	RAVENSTHORPE 204	SEED	14.00	GRAMS	1

SPECIES/MONTH	MAP GRID	PART TAKEN	AMOUNT	UNIT	RECORDS
HAKEA OLEIFOLIA					
JUN81	MOUNT BARKER-SE 2124	SEED	10.00	GRAMS	1
HAKEA ORTHORRHYNCHA					
MAY81	AJANA 140	NUTS & FRUIT	1.00	BAGS	1
HAKEA PANDANICARPA					
JUL80	RAVENSTHORPE 204	NUTS & FRUIT	1000.00	STEMS	1
HAKEA PETIOLARIS					
APR81	PERTH-SE 1814	FLOWERING STEMS	5.00	BUNCHES	1
HAKEA PLATYSPERMA					
NOV80	PERENJORI-SW 1613	NUTS & FRUIT	1146.00	NUTS	2
FEB81	MOORA-SW 1713	NUTS & FRUIT	1990.00	NUTS	2
MAR81	MOORA-SW 1713	NUTS & FRUIT	1200.00	NUTS	1
APR81	MOORA-SW 1713	NUTS & FRUIT	3000.00	NUTS	1
JUL81	MOORA-SW 1713	NUTS & FRUIT	250.00	NUTS	1
AUG81	MOORA-SW 1713	NUTS & FRUIT	3000.00	NUTS	1
HAKEA SMILACIFOLIA					
JUL80	HILL RIVER-NW 1702	SEED	6000.00	STEMS	1
HAKEA TRIFURCATA					
JUL80	HILL RIVER-NW 1702	SEED	4306.00	STEMS	1
JAN81	PERTH-SW 1813	NUTS & FRUIT	50.00	FRUITS	1
AUG81	PINJARRA-NW 1911	NUTS & FRUIT	1.00	BAGS	1
HAKEA UNDULATA					
AUG80	PERTH-SW 1813	NUTS & FRUIT	1.00	KILOS	1
SEP80	PERTH-SW 1813	NUTS & FRUIT	1.00	KILOS	1
JUN81	PERTH-SW 1813	NUTS & FRUIT	1.00	KILOS	1
AUG81	PINJARRA-NW 1911	NUTS & FRUIT	1.00	BAGS	1
HAKEA VARIA					
NOV80	PERTH-SW 1813	NUTS & FRUIT	1.00	BAGS	1
HAKEA VERRUCOSA					
SEP80	RAVENSTHORPE 204	SEED	85.00	GRAMS	1
HAKEA VICTORIA					
AUG81	RAVENSTHORPE 204	SEED	.05	KILOS	1
HARDENBERGIA COMPTONIANA					
SEP80	BUSSELTON-SE 2004	FLOWERING STEMS	1.00	BUNCHES	1
NOV80	PERTH-SW 1813	NUTS & FRUIT	423.00	KILOS	1
	PINJARRA-NW 1911	FLOWERING STEMS	2.00	BUNCHES	1
DEC80	PERTH-SW 1813	SEED	4.80	KILOS	1
JAN81		SEED	5.00	KILOS	1
	PERTH-SW 1813	SEED	31.50	KILOS	2
	PEMBERTON-NW 2111	SEED	40.00	KILOS	1
FEB81	PERTH-SW 1813	SEED	.35	KILOS	2
AUG81	BUSSELTON-SE 2004	FLOWERING STEMS	2.00	BUNCHES	1

Appendix III

SPECIES/MONTH	MAP GRID	PART TAKEN	AMOUNT	UNIT	RECORDS
HELICHRYSUM BRACTEATUM					
AUG80	PINJARRA-SW 1913	FLOWERING STEMS	50.00	HEADS	1
SEP80	GERALDTON-NW 1501	FLOWERING STEMS	1651.00	BUNCHES	1
	HILL RIVER-NW 1702	FLOWERING STEMS	23.00	STEMS	1
	PERTH-SW 1813	FLOWERING STEMS	295.00	BUNCHES	1
	PINJARRA-SW 1913	FLOWERING STEMS	500.00	STEMS	1
OCT80	PERTH-SW 1813	FLOWERING STEMS	485.00	BUNCHES	1
			100.00	STEMS	3
	PINJARRA-SW 1913	FLOWERING STEMS	1500.00	STEMS	1
NOV80	PERTH-SW 1813	FLOWERING STEMS	86.00	BUNCHES	1
		SEED	1.00	KILOS	1
	PERTH-SE 1814	FLOWERING STEMS	11.00	BUNCHES	1
	PINJARRA-SW 1913	FLOWERING STEMS	2000.00	STEMS	1
DEC80	PERTH-NW 1811	SEED	150.00	GRAMS	2
	PERTH-SE 1814	FLOWERING STEMS	139.00	BUNCHES	1
	PINJARRA-SW 1913	FLOWERING STEMS	5000.00	HEADS	1
			1000.00	STEMS	2
JAN81	PERTH-SE 1814	FLOWERING STEMS	139.00	BUNCHES	1
	PINJARRA-SW 1913	FLOWERING STEMS	50.00	STEMS	1
FEB81	PERTH-SE 1814	FLOWERING STEMS	62.00	BUNCHES	1
MAR81	PERTH-SE 1814	FLOWERING STEMS	32.00	BUNCHES	1
APR81	PERTH-SE 1814	FLOWERING STEMS	75.00	BUNCHES	1
MAY81	PERTH-SE 1814	FLOWERING STEMS	54.00	BUNCHES	1
JUN81	PERTH-SE 1814	FLOWERING STEMS	28.00	BUNCHES	1
JUL81	PERTH-SE 1814	FLOWERING STEMS	8.00	BUNCHES	1
HELICHRYSUM CORDATUM					
NOV80	PINJARRA-NW 1911	FLOWERING STEMS	1000.00	BUNCHES	1
DEC80	PERTH-SW 1813	FLOWERING STEMS	2044.00	BUNCHES	1
	PINJARRA-NW 1911	FLOWERING STEMS	300.00	BUNCHES	1
	PINJARRA-SW 1913	FLOWERING STEMS	784.00	BUNCHES	2
JAN81	PERTH-SW 1813	FLOWERING STEMS	447.00	BUNCHES	3
	PINJARRA-NW 1911	FLOWERING STEMS	233.00	BUNCHES	1
	PINJARRA-SW 1913	FLOWERING STEMS	2010.00	BUNCHES	1
FEB81	PERTH-SW 1813	FLOWERING STEMS	72.00	BUNCHES	1
JUN81	MOUNT BARKER-SW 2123	FLOWERING STEMS	50.00	BUNCHES	1
HELICHRYSUM DAVENPORTII					
AUG80	MENZIES 164	FLOWERING STEMS	6.00	BUNCHES	1
SEP80	MENZIES 164	SEED	3.00	KILOS	1
	PERENJORI-NW 1611	FLOWERING STEMS	2.00	BUNCHES	1
HELICHRYSUM SUBULIFOLIUM					
SEP80	PERTH-SW 1813	FLOWERING STEMS	100.00	STEMS	1
OCT80	PERTH-SW 1813	FLOWERING STEMS	603.00	BUNCHES	2
		SEED	5.00	KILOS	1
NOV80	PERTH-SW 1813	FLOWERING STEMS	38.00	BUNCHES	1
		SEED	15.00	KILOS	1
HELIPTERUM COTULA					
SEP80	PERENJORI-NW 1611	FLOWERING STEMS	2.00	BUNCHES	1
OCT80	BUSSELTON-SE 2004	FLOWERING STEMS	4.00	BUNCHES	1
JUL81	GERALDTON-NW 1501	FLOWERING STEMS	60.00	BUNCHES	1

SPECIES/MONTH	MAP GRID	PART TAKEN	AMOUNT	UNIT	RECORDS
HELIPTERUM CRASPEDIoidES					
SEP80	MENZIES 164	SEED	1.00	KILOS	1
HELIPTERUM FLORIBUNDUM					
SEP80	PERTH-SW 1813	FLOWERING STEMS	300.00	STEMS	1
HELIPTERUM HUMBOLDTIANUM					
OCT80	PERTH-SW 1813	FLOWERING STEMS	1849.00	BUNCHES	1
NOV80	PERTH-SW 1813	SEED	4.00	KILOS	1
DEC80	PERTH-SW 1813	SEED	20.00	KILOS	1
AUG81	YALGOO-NE 1512	FLOWERING STEMS	10.00	BUNCHES	1
HELIPTERUM MANGLESII					
AUG80	MENZIES 164	FLOWERING STEMS	12.00	BUNCHES	1
	PINJARRA-SW 1913	FLOWERING STEMS	1000.00	STEMS	1
SEP80	PERTH-SW 1813	FLOWERING STEMS	200.00	STEMS	1
	PINJARRA-SW 1913	FLOWERING STEMS	1000.00	STEMS	1
	DUMBLEYUNG-SE 2024	FLOWERING STEMS	30.00	STEMS	1
OCT80	PERTH-SW 1813	FLOWERING STEMS	1100.00	BUNCHES	2
		SEED	250.00	GRAMS	1
	PINJARRA-SW 1913	FLOWERING STEMS	1000.00	STEMS	1
	DUMBLEYUNG-SE 2024	FLOWERING STEMS	30.00	STEMS	1
NOV80	PERTH-SW 1813	SEED	21.00	KILOS	2
	PINJARRA-SW 1913	FLOWERING STEMS	500.00	STEMS	1
HELIPTERUM ROSEUM					
SEP80	PERTH-SW 1813	FLOWERING STEMS	4000.00	STEMS	1
OCT80	PERTH-SW 1813	FLOWERING STEMS	293.00	BUNCHES	
			4000.00	STEMS	2
		SEED	43.00	KILOS	2
	PINJARRA-NW 1911	FLOWERING STEMS	200.00	BUNCHES	1
NOV80	PERTH-SW 1813	FLOWERING STEMS	843.00	BUNCHES	1
		SEED	6.00	BAGS	
			93.00	KILOS	3
JUL81	GERALDTON-NW 1501	FLOWERING STEMS	40.00	BUNCHES	1
AUG81	RAVENSTHORPE 204	FLOWERING STEMS	1604.00	BUNCHES	1
	PERTH-SW 1813	FLOWERING STEMS	94.00	BUNCHES	1
HELIPTERUM SPLENDIDUM					
AUG80	NINGHAN 162	FLOWERING STEMS	275.00	BUNCHES	1
	MENZIES 164	FLOWERING STEMS	10.00	BUNCHES	1
SEP80		-0 FLOWERING STEMS	28.00	STEMS	1
	LAVERTON 155	SEED	10.00	KILOS	1
	PERTH-SW 1813	FLOWERING STEMS	30.00	STEMS	1
OCT80	PERTH-SW 1813	FLOWERING STEMS	6.00	BUNCHES	1
		SEED	.25	KILOS	1
AUG81	PERENJORI-NW 1611	FLOWERING STEMS	4.00	BUNCHES	1
	PERTH-SW 1813	FLOWERING STEMS	25.00	BUNCHES	1
HELIPTERUM TENELLUM					
AUG81	EDMUND 101	FLOWERING STEMS	698.00	BUNCHES	1
HELIPTERUM VENUSTUM					
AUG80	MENZIES 164	FLOWERING STEMS	10.00	BUNCHES	1

Appendix III

SPECIES/MONTH	MAP GRID	PART TAKEN	AMOUNT	UNIT	RECORDS
AUG81	YALGOO-NE 1512	FLOWERING STEMS	5.00	BUNCHES	1
HEMIANDRA GARDNERI					
JUN81	MOORA-SW 1713	CUTTINGS	.50	BAGS	1
HEMIANDRA PUNGENS					
JUN80	PERTH-SW 1813	CUTTINGS	200.00	STEMS	1
NOV80	PERTH-SW 1813	CUTTINGS	1.00	BAGS	1
	MOUNT BARKER-SE 2124	SEED	1.00	KILOS	1
HIBBERTIA APLEXICAULIS					
OCT80	MOUNT BARKER-SE 2124	WHOLE PLANTS	400.00	NUMBER	1
DEC80	MOUNT BARKER-SE 2124	SEED	.70	KILOS	1
HIBBERTIA CONSPICUA					
AUG80	HILL RIVER-SE 1704	CUTTINGS	50.00	STEMS	1
HIBBERTIA CUNEIFORMIS					
DEC80	PEMBERTON-NW 2111	SEED	.50	KILOS	1
JAN81	PEMBERTON-NW 2111	SEED	.80	KILOS	1
	PEMBERTON-SW 2113	SEED	12.00	GRAMS	1
FEB81	BUSSELTON-SE 2004	SEED	.11	KILOS	1
HIBBERTIA GRACILIPES					
OCT80	DUMBLEYUNG-SE 2024	FLOWERING STEMS	35.00	STEMS	2
AUG81	PINJARRA-SW 1913	CUTTINGS	150.00	STEMS	1
HIBBERTIA HYPERICOIDES					
JUL80	PERTH-SW 1813	CUTTINGS	75.00	STEMS	2
AUG80	PERTH-SW 1813	CUTTINGS	25.00	STEMS	1
SEP80	PERTH-SW 1813	CUTTINGS	100.00	STEMS	1
OCT80	PERTH-SW 1813	FLOWERING STEMS	25.00	STEMS	1
APR81	PERTH-SW 1813	CUTTINGS	200.00	STEMS	1
AUG81	PERTH-SW 1813	CUTTINGS	150.00	STEMS	1
		FLOWERING STEMS	1.00	BUNCHES	1
HIBBERTIA LASIOPUS					
NOV80	PINJARRA-SW 1913	CUTTINGS	10.00	STEMS	1
AUG81	PINJARRA-SW 1913	CUTTINGS	150.00	STEMS	1
HIBBERTIA MONTANA					
OCT80	PERTH-SW 1813	CUTTINGS	20.00	STEMS	1
HIBBERTIA STELLARIS					
AUG80	HILL RIVER-SE 1704	CUTTINGS	10.00	STEMS	1
HIBBERTIA SUBVAGINATA					
OCT80	PERTH-SW 1813	CUTTINGS	50.00	STEMS	1
HOVEA CHORIZEMIFOLIA					
AUG80	PERTH-SW 1813	FLOWERING STEMS	40.00	BUNCHES	2
OCT80	MOUNT BARKER-SE 2124	WHOLE PLANTS	300.00	NUMBER	1
NOV80	PINJARRA-NW 1911	SEED	.50	KILOS	1
HOVEA ELLIPTICA					
JAN81	PEMBERTON-NW 2111	SEED	.88	KILOS	1

SPECIES/MONTH	MAP GRID	PART TAKEN	AMOUNT	UNIT	RECORDS
FEB81	PEMBERTON-NW 2111	SEED	54.00	KILOS	1
HOVEA PUNGENS					
SEP80	DUMBLEYUNG-SE 2024	FLOWERING STEMS	40.00	STEMS	1
OCT80	MOUNT BARKER-SE 2124	WHOLE PLANTS	300.00	NUMBER	1
HOVEA TRISPERMA					
NOV80	PERTH-SW 1813	SEED	.06	KILOS	1
HYBANTHUS CALYCINUS					
AUG81	PINJARRA-SW 1913	CUTTINGS	150.00	STEMS	1
HYBANTHUS FLORIBUNDUS					
JUN80	RAVENSTHORPE 204	FLOWERING STEMS	2396.00	BUNCHES	1
JUL80	RAVENSTHORPE 204	FLOWERING STEMS	1704.00	BUNCHES	1
AUG81	RAVENSTHORPE 204	FLOWERING STEMS	106.00	BUNCHES	1
HYPOCALYMMA ANGUSTIFOLIUM					
JUL80	PERTH-SW 1813	FLOWERING STEMS	190.00	BUNCHES	1
AUG80	PERTH-NW 1811	FLOWERING STEMS	250.00	BUNCHES	1
	PERTH-SW 1813	FLOWERING STEMS	287.00	BUNCHES	2
SEP80	PERTH-SW 1813	FLOWERING STEMS	36.00	BUNCHES	1
FEB81	PERTH-NW 1811	CUTTINGS	1.00	BAGS	1
AUG81	PERTH-SW 1813	FLOWERING STEMS	4.00	BUNCHES	1
HYPOCALYMMA PUNICEUM					
MAY81	MOORA-SE 1714	CUTTINGS	.25	BAGS	1
HYPOCALYMMA ROBUSTUM					
JUN80	PERTH-SW 1813	CUTTINGS	250.00	STEMS	1
AUG80	PERTH-SW 1813	CUTTINGS	25.00	STEMS	1
	KELLERBERRIN-SW 1823	FLOWERING STEMS	866.00	BUNCHES	4
SEP80	PERTH-SW 1813	FLOWERING STEMS	2.00	STEMS	1
JAN81	PERTH-SW 1813	FLOWERING STEMS	30.00	STEMS	1
JAN81	PERTH-SW 1813	SEED	20.00	GRAMS	2
FEB81	PERTH-SW 1813	SEED	.02	KILOS	1
AUG81	PERTH-SW 1813	CUTTINGS	150.00	STEMS	1
		FLOWERING STEMS	306.00	BUNCHES	5
	PINJARRA-NW 1911	FLOWERING STEMS	100.00	BUNCHES	2
HYPOCALYMMA XANTHOPETALUM					
AUG80	HILL RIVER-SE 1704	CUTTINGS	20.00	STEMS	1
AUG81	HILL RIVER-NW 1702	CUTTINGS	100.00	STEMS	1
ISOPOGON BAXTERI					
OCT80	MOUNT BARKER-SE 2124	WHOLE PLANTS	100.00	NUMBER	1
NOV80	MOUNT BARKER-SE 2124	SEED	.13	KILOS	1
ISOPOGON CUNEATUS					
OCT80	MOUNT BARKER-SE 2124	WHOLE PLANTS	200.00	NUMBER	1
NOV80	PERTH-SE 1814	FLOWERING STEMS	1.00	BUNCHES	1
APR81	PERTH-SE 1814	FLOWERING STEMS	3.00	BUNCHES	1
JUN81	PERTH-SE 1814	FLOWERING STEMS	14.00	BUNCHES	1
JUL81	PERTH-SE 1814	FLOWERING STEMS	57.00	BUNCHES	1

Appendix III

SPECIES/MONTH	MAP GRID	PART TAKEN	AMOUNT	UNIT	RECORDS
ISOPOGON DUBIUS					
FEB81	HILL RIVER-SE 1704	NUTS & FRUIT	6.00	CONES	1
ISOPOGON FORMOSUS					
OCT80	MOUNT BARKER-SE 2124	WHOLE PLANTS	300.00	NUMBER	1
JAN81	-0	SEED	2.00	KILOS	1
ISOPOGON LINEARIS					
JUN80	PERTH-SW 1813	CUTTINGS	100.00	STEMS	1
ISOPOGON SPHAEROCEPHALUS					
NOV80	PINJARRA-SW 1913	CUTTINGS	20.00	STEMS	1
ISOPOGON TRILOBUS					
AUG81	RAVENSTHORPE 204	FLOWERING STEMS	9.00	BUNCHES	1
ISOPOGON TRIPARTITUS					
OCT80	MOUNT BARKER-SE 2124	WHOLE PLANTS	300.00	NUMBER	1
JOHNSONIA LUPULINA					
OCT80	MOUNT BARKER-SW 2123	FLOWERING STEMS	239.00	BUNCHES	1
NOV80	MOUNT BARKER-SW 2123	FLOWERING STEMS	585.00	BUNCHES	2
KENNEDIA BECKXIANA					
DEC80	PERTH-SW 1813	NUTS & FRUIT	.33	BAGS	1
JAN81	-0	SEED	.05	KILOS	1
KENNEDIA CARINATA					
DEC80	PINJARRA-SW 1913	SEED	1.13	KILOS	1
	MOUNT BARKER-SW 2123	SEED	2.00	KILOS	1
JAN81	PINJARRA-NW 1911	SEED	540.00	GRAMS	1
KENNEDIA COCCINEA					
DEC80	PEMBERTON-NW 2111	SEED	5.00	KILOS	2
	MOUNT BARKER-SE 2124	SEED	10.00	KILOS	1
JAN81	-0	SEED	13.30	KILOS	1
	PEMBERTON-NW 2111	SEED	16.00	KILOS	2
FEB81	PEMBERTON-NW 2111	SEED	1.85	KILOS	1
	PEMBERTON-SW 2113	SEED	1.85	KILOS	1
KENNEDIA EXIMIA					
NOV80	PERTH-SW 1813	SEED	.04	KILOS	1
DEC80	PERTH-SW 1813	SEED	.02	KILOS	1
KENNEDIA GLABRATA					
DEC80	PERTH-SW 1813	SEED	.03	KILOS	1
KENNEDIA MACROPHYLLA					
DEC80	PERTH-SW 1813	SEED	.40	KILOS	1
FEB81	PERTH-SW 1813	SEED	.16	KILOS	1
KENNEDIA MICROPHYLLA					
DEC80	PERTH-SW 1813	SEED	.01	KILOS	1

SPECIES/MONTH	MAP GRID	PART TAKEN	AMOUNT	UNIT	RECORDS
KENNEDIA NIGRICANS					
NOV80	RAVENSTHORPE 204	SEED	1.00	KILOS	1
KENNEDIA PROREPENS					
DEC80	WILUNA 134	NUTS & FRUIT	2.00	KILOS	1
KENNEDIA PROSTRATA					
NOV80	PERTH-SW 1813	SEED	61.20	KILOS	5
	PINJARRA-SW 1913	NUTS & FRUIT	300.00	KILOS	3
DEC80	PINJARRA-SW 1913	SEED	110.00	KILOS	1
	MOUNT BARKER-SE 2124	SEED	10.00	KILOS	1
KENNEDIA STIRLINGII					
NOV80	PERTH-NW 1811	FLOWERING STEMS	1562.00	BUNCHES	1
		SEED	.02	KILOS	2
	PERTH-SE 1814	NUTS & FRUIT	6.00	KILOS	1
DEC80	PERTH-SE 1814	SEED	1.04	KILOS	2
KINGIA AUSTRALIS					
AUG81	BUSSELTON-SE 2004	OTHER	3.00	STEMS	1
KUNZEA MICRANTHA					
OCT80	YALGOO-NW 1511	CUTTINGS	50.00	STEMS	1
KUNZEA PULCHELLA					
NOV80	PERTH-SE 1814	FLOWERING STEMS	3.00	BUNCHES	1
KUNZEA RECURVA					
OCT80	YALGOO-NW 1511	CUTTINGS	50.00	STEMS	1
	MOUNT BARKER-NW 2121	FLOWERING STEMS	38.00	BUNCHES	1
LACHNOSTACHYS ERIOBOTRYA					
SEP80	GERALDTON-NW 1501	FLOWERING STEMS	7675.00	BUNCHES	1
	PERENJORI-SW 1613	FLOWERING STEMS	373.00	BUNCHES	2
	HILL RIVER-NW 1702	FLOWERING STEMS	20.00	BUNCHES	1
	MOORA-SW 1713	FLOWERING STEMS	250.00	BUNCHES	1
OCT80	GERALDTON-NW 1501	FLOWERING STEMS	4406.00	BUNCHES	2
	PERENJORI-SW 1613	FLOWERING STEMS	245.00	BUNCHES	3
NOV80		FLOWERING STEMS	465.00	BUNCHES	2
AUG81	GERALDTON-NW 1501	FLOWERING STEMS	91.00	STEMS	2
LACHNOSTACHYS VERBASCIFOLIA					
NOV80	HILL RIVER-SE 1704	FLOWERING STEMS	118.00	BUNCHES	1
DEC80	HILL RIVER-SE 1704	FLOWERING STEMS	68.00	BUNCHES	2
LAMBERTIA INERMIS					
OCT80	MOUNT BARKER-SE 2124	WHOLE PLANTS	200.00	NUMBER	1
LAMBERTIA UNIFLORA					
OCT80	MOUNT BARKER-SE 2124	WHOLE PLANTS	200.00	NUMBER	1
LECHENAULTIA BILOBA					
AUG80	MOORA-SW 1713	CUTTINGS	25.00	STEMS	1

Appendix III

SPECIES/MONTH	MAP GRID	PART TAKEN	AMOUNT	UNIT	RECORDS
SEP80	DONGARA-SE 1604	FLOWERING STEMS	50.00	TIPS	1
	PERTH-SW 1813	FLOWERING STEMS	4.00	BUNCHES	1
	PERTH-SE 1814	FLOWERING STEMS	6.00	STEMS	1
NOV80	BUSSELTON-SE 2004	FLOWERING STEMS	200.00	STEMS	1
JAN81	PINJARRA-SW 1913	SEED	10.00	GRAMS	1
AUG81	MOORA-SW 1713	CUTTINGS	150.00	STEMS	1
	PERTH-SW 1813	FLOWERING STEMS	1.00	BUNCHES	1
LECHENAULTIA FLORIBUNDA					
JAN81	PERTH-SW 1813	SEED	225.00	GRAMS	1
LECHENAULTIA FORMOSA					
SEP80	DUMBLEYUNG-SE 2024	FLOWERING STEMS	10.00	STEMS	1
OCT80	DUMBLEYUNG-SE 2024	FLOWERING STEMS	15.00	STEMS	1
LECHENAULTIA HIRSUTA					
SEP80	DONGARA-SE 1604	FLOWERING STEMS	50.00	TIPS	1
LECHENAULTIA LARICINA					
DEC80	MOORA-SW 1713	FLOWERING STEMS	544.00	BUNCHES	1
LECHENAULTIA LINARIOIDES					
SEP80	GERALDTON-SE 1504	CUTTINGS	25.00	STEMS	1
AUG81	MOORA-SW 1713	CUTTINGS	150.00	STEMS	1
LEPIDOSPERMA EFFUSUM					
MAR81	PERTH-NW 1811	FLOWERING STEMS	10.00	BUNCHES	1
LEPTOCARPUS ARISTATUS					
SEP80	MOUNT BARKER-SW 2123	FLOWERING STEMS	3.00	BUNCHES	1
OCT80	MOUNT BARKER-SW 2123	FLOWERING STEMS	342.00	BUNCHES	1
NOV80	MOUNT BARKER-SW 2123	FLOWERING STEMS	96.00	BUNCHES	1
DEC80	-0	FLOWERING STEMS	283.00	BUNCHES	1
JAN81	MOUNT BARKER-SW 2123	FLOWERING STEMS	889.00	BUNCHES	1
FEB81	BUSSELTON-SE 2004	LEAVES	9.00	BUNCHES	1
MAR81	MOUNT BARKER-SW 2123	FLOWERING STEMS	457.00	BUNCHES	1
JUL81	PEMBERTON-SE 2114	FLOWERING STEMS	278.00	BUNCHES	1
AUG81	PEMBERTON-SE 2114	FLOWERING STEMS	350.00	BUNCHES	1
LEPTOCARPUS SCARIOSUS					
JUL80	MOUNT BARKER-SW 2123	FLOWERING STEMS	161.00	BUNCHES	1
FEB81	MOUNT BARKER-SW 2123	FLOWERING STEMS	546.00	STEMS	1
MAR81	MOUNT BARKER-SW 2123	FLOWERING STEMS	1482.00	BUNCHES	1
APR81	MOUNT BARKER-SW 2123	FLOWERING STEMS	358.00	BUNCHES	1
JUL81	MOUNT BARKER-SW 2123	FLOWERING STEMS	296.00	BUNCHES	1
AUG81	MOUNT BARKER-SW 2123	FLOWERING STEMS	1007.00	BUNCHES	1
LEPTOSPERMUM ELLIPTICUM					
JUN81	-0	LEAVES	4.00	BUNCHES	1
JUL81	-0	LEAVES	4.00	BUNCHES	1
LEPTOSPERMUM FIRMUM					
SEP80	MOUNT BARKER-SW 2123	FLOWERING STEMS	1442.00	BUNCHES	2
OCT80	MOUNT BARKER-SW 2123	FLOWERING STEMS	1200.00	BUNCHES	1

SPECIES/MONTH	MAP GRID	PART TAKEN	AMOUNT	UNIT	RECORDS
NOV80	PEMBERTON-SW 2113	FLOWERING STEMS	31.00	BUNCHES	1
	MOUNT BARKER-SW 2123	FLOWERING STEMS	615.00	BUNCHES	1
JUN81	MOUNT BARKER-SW 2123	FLOWERING STEMS	3086.00	BUNCHES	1
LEPTOSPERMUM LAEVIGATUM					
FEB81	PINJARRA-NW 1911	SEED	.08	KILOS	1
LEPTOSPERMUM SERICEUM					
JUL80	MOUNT BARKER-SE 2124	FLOWERING STEMS	2005.00	BUNCHES	1
AUG80	MOUNT BARKER-SE 2124	FLOWERING STEMS	7973.00	BUNCHES	1
SEP80	MOUNT BARKER-SW 2123	FLOWERING STEMS	21536.00	BUNCHES	2
OCT80	MOUNT BARKER-SW 2123	FLOWERING STEMS	15247.00	BUNCHES	2
NOV80	PERTH-SE 1814	FLOWERING STEMS	1.00	BUNCHES	1
	MOUNT BARKER-SW 2123	FLOWERING STEMS	1731.00	BUNCHES	1
	MOUNT BARKER-SE 2124	FLOWERING STEMS	3369.00	BUNCHES	1
FEB81	MOUNT BARKER-SW 2123	FLOWERING STEMS	436.00	STEMS	1
MAR81	MOUNT BARKER-SW 2123	FLOWERING STEMS	1508.00	STEMS	2
APR81	MOUNT BARKER-SW 2123	FLOWERING STEMS	2342.00	BUNCHES	
			659.00	STEMS	2
MAY81	MOUNT BARKER-SW 2123	FLOWERING STEMS	6201.00	BUNCHES	3
JUN81	-0	FLOWERING STEMS	21.00	BUNCHES	1
JUL81	MOUNT BARKER-SW 2123	FLOWERING STEMS	2089.00	BUNCHES	2
AUG81	MOUNT BARKER-SW 2123	FLOWERING STEMS	5478.00	BUNCHES	
			2000.00	STEMS	3
LEUCOPOGON PARVIFLORUS					
SEP80	MOUNT BARKER-SW 2123	FLOWERING STEMS	472.00	BUNCHES	1
AUG81	PERTH-SW 1813	FLOWERING STEMS	200.00	STEMS	1
LEUCOPOGON POLYMORPHUS					
AUG80	PERTH-SW 1813	FLOWERING STEMS	54.00	BUNCHES	1
NOV80	PINJARRA-NW 1911	SEED	7.80	KILOS	1
JUL81	PERTH-SW 1813	FLOWERING STEMS	150.00	BUNCHES	1
	MOUNT BARKER-SW 2123	FLOWERING STEMS	34.00	BUNCHES	1
AUG81	PERTH-SW 1813	FLOWERING STEMS	60.00	BUNCHES	2
	MOUNT BARKER-SW 2123	FLOWERING STEMS	480.00	BUNCHES	1
LEUCOPOGON PROPINQUUS					
NOV80	MOUNT BARKER-SE 2124	SEED	2.50	KILOS	1
LEUCOPOGON PULCHELLUS					
JUN80	PERTH-SW 1813	FLOWERING STEMS	870.00	BUNCHES	1
JUL80	PERTH-SW 1813	FLOWERING STEMS	1100.00	BUNCHES	1
AUG80	HILL RIVER-SE 1704	CUTTINGS	15.00	STEMS	1
	PERTH-NW 1811	FLOWERING STEMS	186.00	BUNCHES	2
	PERTH-SW 1813	FLOWERING STEMS	134.00	BUNCHES	
			124.00	STEMS	3
SEP80	PERTH-SW 1813	FLOWERING STEMS	30.00	STEMS	1
LEUCOPOGON REVOLUTUS					
OCT80	MOUNT BARKER-SE 2124	WHOLE PLANTS	1000.00	NUMBER	1
LEUCOPOGON VERTICILLATUS					
AUG80	PEMBERTON-SE 2114	FLOWERING STEMS	510.00	BUNCHES	1

Appendix III

SPECIES/MONTH	MAP GRID	PART TAKEN	AMOUNT	UNIT	RECORDS
SEP80	MOUNT BARKER-SW 2123	FLOWERING STEMS	510.00	BUNCHES	1
	AUGUSTA-NE 2102	FLOWERING STEMS	230.00	STEMS	1
OCT80	PEMBERTON-SW 2113	FLOWERING STEMS	8.00	BUNCHES	1
	MOUNT BARKER-SE 2124	WHOLE PLANTS	100.00	NUMBER	1
NOV80	PEMBERTON-SE 2114	FLOWERING STEMS	3000.00	STEMS	1
	MOUNT BARKER-SW 2123	FLOWERING STEMS	3000.00	STEMS	1
DEC80	PERTH-SW 1813	SEED	.53	KILOS	1
	MOUNT BARKER-SW 2123	FLOWERING STEMS	1768.00	BUNCHES	2
JAN81	PEMBERTON-SE 2114	FLOWERING STEMS	400.00	BUNCHES	1
FEB81	BUSSELTON-SE 2004	FLOWERING STEMS	5.00	BUNCHES	1
	PEMBERTON-SE 2114	FLOWERING STEMS	100.00	BUNCHES	1
MAR81	MOUNT BARKER-SW 2123	FLOWERING STEMS	357.00	BUNCHES	1
	-0	FLOWERING STEMS	20.00	BUNCHES	1
APR81	MOUNT BARKER-SW 2123	FLOWERING STEMS	687.00	STEMS	2
	PEMBERTON-NW 2111	FLOWERING STEMS	20.00	BUNCHES	1
MAY81	MOUNT BARKER-SW 2123	FLOWERING STEMS	390.00	BUNCHES	2
	PEMBERTON-NW 2111	FLOWERING STEMS	20.00	BUNCHES	1
JUN81	MOUNT BARKER-SW 2123	FLOWERING STEMS	186.00	BUNCHES	2
	-0	FLOWERING STEMS	60.00	BUNCHES	1
JUL81	MOUNT BARKER-SW 2123	FLOWERING STEMS	51.00	BUNCHES	1
	-0	LEAVES	5.00	BUNCHES	1
AUG81	PEMBERTON-NW 2111	LEAVES	46.00	BUNCHES	1
	MOUNT BARKER-SW 2123	FLOWERING STEMS	862.00	BUNCHES	1
AUG81	MOUNT BARKER-SW 2123	FLOWERING STEMS	500.00	BUNCHES	1
	MOUNT BARKER-SW 2123	FLOWERING STEMS	722.00	BUNCHES	3
LINDSAEA ENSIFOLIA					
JUL80	YAMPI-DERBY 46	SEED	5.00	GRAMS	1
LIVISTONA ALFREDII					
AUG80	PYRAMID 82	SEED	10.00	KILOS	1
LIVISTONA EASTONII					
JUN80	DRYSDALE-LONDON. 18	SEED	40.00	KILOS	1
	ASHTON 28	SEED	70.00	KILOS	1
JUL80	ASHTON 28	SEED	1000.00	SEEDS	1
LOMANDRA ENDLICHERI					
AUG80	PERTH-SW 1813	FLOWERING STEMS	10.00	STEMS	1
LOMANDRA HASTILIS					
OCT80	MOUNT BARKER-SE 2124	FLOWERING STEMS	130.00	STEMS	1
LOXOCARYA FLEXUOSA					
OCT80	MOUNT BARKER-SE 2124	FLOWERING STEMS	4.00	BUNCHES	1
NOV80	MOUNT BARKER-NE 2122	LEAVES	59.00	BUNCHES	1
JAN81	MOUNT BARKER-NE 2122	LEAVES	314.00	BUNCHES	1
LYGODIUM JAPONICUM					
JUL80	ASHTON 28	SEED	5.00	GRAMS	1
LYGODIUM MICROPHYLLUM					
JUL80	YAMPI-DERBY 46	SEED	5.00	GRAMS	1

SPECIES/MONTH	MAP GRID	PART TAKEN	AMOUNT	UNIT	RECORDS
LYSINEMA CILIATUM					
JUL80	PERTH-SW 1813	FLOWERING STEMS	2003.00	BUNCHES	1
AUG80	PERTH-SW 1813	FLOWERING STEMS	1199.00	BUNCHES	2
	MOUNT BARKER-SE 2124	FLOWERING STEMS	115.00	STEMS	1
SEP80	RAVENSTHORPE 204	FLOWERING STEMS	20.00	BUNCHES	1
	PERTH-SW 1813	FLOWERING STEMS	1260.00	BUNCHES	2
	MOUNT BARKER-SE 2124	FLOWERING STEMS	17.00	STEMS	1
JUN81	RAVENSTHORPE 204	FLOWERING STEMS	17.00	BUNCHES	1
JUL81	RAVENSTHORPE 204	FLOWERING STEMS	42.00	BUNCHES	1
	PERTH-SW 1813	FLOWERING STEMS	50.00	BUNCHES	1
	PINJARRA-NW 1911	FLOWERING STEMS	50.00	BUNCHES	1
AUG81	RAVENSTHORPE 204	FLOWERING STEMS	47.00	BUNCHES	1
	PERTH-SW 1813	FLOWERING STEMS	455.00	BUNCHES	1
	MOUNT BARKER-SW 2123	FLOWERING STEMS	4.00	BUNCHES	1
MACROPIDIA FULIGINOSA					
JUN80	HILL RIVER-NW 1702	WHOLE PLANTS	11.00	BAGS	1
JUL80	HILL RIVER-NW 1702	WHOLE PLANTS	5.00	BAGS	1
AUG80	DONGARA-SE 1604	FLOWERING STEMS	17.00	BUNCHES	1
SEP80	DONGARA-SE 1604	FLOWERING STEMS	20.00	STEMS	1
	HILL RIVER-NW 1702	FLOWERING STEMS	41.00	BUNCHES	
			213.00	STEMS	3
	MOORA-SW 1713	FLOWERING STEMS	36.00	BUNCHES	1
	PERTH-SW 1813	FLOWERING STEMS	100.00	BUNCHES	1
OCT80	DONGARA-SE 1604	FLOWERING STEMS	5.00	BUNCHES	1
	PERENJORI-NW 1611	FLOWERING STEMS	4.00	BUNCHES	1
	PERENJORI-SW 1613	FLOWERING STEMS	46.00	BUNCHES	1
	HILL RIVER-NW 1702	FLOWERING STEMS	321.00	BUNCHES	3
	HILL RIVER-SE 1704	FLOWERING STEMS	154.00	BUNCHES	2
	PERTH-SW 1813	FLOWERING STEMS	227.00	BUNCHES	1
NOV80	GERALDTON-SW 1503	FLOWERING STEMS	110.00	BUNCHES	1
	DONGARA-NE 1602	FLOWERING STEMS	224.00	BUNCHES	2
	DONGARA-SE 1604	FLOWERING STEMS	100.00	BUNCHES	1
	HILL RIVER-NW 1702	FLOWERING STEMS	14.00	BUNCHES	1
	HILL RIVER-SE 1704	FLOWERING STEMS	147.00	BUNCHES	2
	MOORA-NW 1711	FLOWERING STEMS	108.00	BUNCHES	1
	PERTH-SE 1814	FLOWERING STEMS	12.00	STEMS	1
DEC80	PERTH-SE 1814	FLOWERING STEMS	12.00	STEMS	1
JAN81	MOORA-SW 1713	WHOLE PLANTS	18.00	BAGS	1
FEB81	MOORA-SW 1713	WHOLE PLANTS	4.00	BAGS	1
MAR81	MOORA-SW 1713	WHOLE PLANTS	10.00	BAGS	1
APR81	MOORA-SW 1713	WHOLE PLANTS	7.00	BAGS	1
MAY81	HILL RIVER-SE 1704	SEED	.08	KILOS	1
JUN81	MOORA-SW 1713	WHOLE PLANTS	2.00	BAGS	1
MACROZAMIA RIEDLEI					
AUG80	PINJARRA-NW 1911	SEED	40.00	KILOS	1
OCT80	GERALDTON-SW 1503	FLOWERING STEMS	137.00	BUNCHES	1
	DONGARA-SE 1604	FLOWERING STEMS	107.00	BUNCHES	1
	PERTH-NW 1811	FLOWERING STEMS	210.00	BUNCHES	2
DEC80	AUGUSTA-NE 2102	LEAVES	300.00	BUNCHES	1
JAN81	BUSSELTON-SE 2004	LEAVES	4000.00	LEAVES	3
FEB81	BUSSELTON-SE 2004	LEAVES	1100.00	LEAVES	1

Appendix III

SPECIES/MONTH	MAP GRID	PART TAKEN	AMOUNT	UNIT	RECORDS
MAR81	PERTH-NW 1811	FLOWERING STEMS	3750.00	STEMS	1
	BUSSELTON-SE 2004	LEAVES	4500.00	LEAVES	1
	AUGUSTA-NE 2102	CUTTINGS	500.00	STEMS	1
APR81	PERTH-NW 1811	CUTTINGS	600.00	STEMS	1
	PERTH-SW 1813	SEED	6.00	KILOS	1
JUL81	PERTH-NW 1811	LEAVES	200.00	STEMS	1
MAIREANA POLYPTERYGIA					
DEC80	WOORAMEL 120	SEED	30.00	KILOS	1
MARSILEA DRUMMONDII					
OCT80	BYRO 131	WHOLE PLANTS	3.00	BUNCHES	1
MELALEUCA ACEROSA					
JAN81	PERTH-SW 1813	SEED	670.00	GRAMS	1
MAR81	HILL RIVER-SE 1704	FLOWERING STEMS	130.00	STEMS	1
JUN81	PERTH-SW 1813	SEED	1.85	KILOS	1
MELALEUCA ADNATA					
DEC80	DONGARA-SE 1604	SEED	700.00	GRAMS	2
MELALEUCA CORDATA					
DEC80	PERTH-SE 1814	FLOWERING STEMS	1.00	BUNCHES	1
MELALEUCA DIOSMIFOLIA					
DEC80	PEMBERTON-SW 2113	SEED	640.00	GRAMS	2
MELALEUCA FULGENS					
NOV80	PERTH-SE 1814	FLOWERING STEMS	1.00	BUNCHES	1
MELALEUCA INCANA					
MAR81	HILL RIVER-SE 1704	NUTS & FRUIT	2.00	KILOS	1
MELALEUCA LATERIFLORA					
FEB81	PERTH-NW 1811	FLOWERING STEMS	19.00	BUNCHES	1
MELALEUCA LATERITIA					
DEC80	PERTH-SE 1814	FLOWERING STEMS	1.00	BUNCHES	1
FEB81	PERTH-SW 1813	NUTS & FRUIT	1.00	BAGS	1
MAR81	HILL RIVER-SE 1704	NUTS & FRUIT	.50	KILOS	1
MAY81	PERTH-SW 1813	NUTS & FRUIT	.50	BAGS	1
MELALEUCA LEUCADENDRON					
JUN81		-0 LEAVES	4.00	BUNCHES	1
JUL81		-0 LEAVES	4.00	BUNCHES	1
AUG81	PERTH-SW 1813	LEAVES	4.00	BUNCHES	1
MELALEUCA MEGACEPHALA					
DEC80	PERTH-SE 1814	FLOWERING STEMS	1.00	BUNCHES	1
MAY81	AJANA 140	SEED	3.75	KILOS	2
MELALEUCA NESOPHILA					
DEC80	PERTH-SE 1814	FLOWERING STEMS	11.00	BUNCHES	1
JAN81	PEMBERTON-SW 2113	FLOWERING STEMS	24.00	BUNCHES	1

SPECIES/MONTH	MAP GRID	PART TAKEN	AMOUNT	UNIT	RECORDS
FEB81	PEMBERTON-SW 2113	FLOWERING STEMS	32.00	BUNCHES	1
MAR81	PEMBERTON-SW 2113	FLOWERING STEMS	22.00	BUNCHES	1
JUN81	PERTH-SW 1813	SEED	1.60	KILOS	1
	BREMER BAY-NW 2131	SEED	.50	KILOS	1
JUL81	PERTH-SW 1813	SEED	1.90	KILOS	1
MELALEUCA PAUPERIFLORA					
OCT80	PEMBERTON-SE 2114	FLOWERING STEMS	400.00	BUNCHES	1
MELALEUCA RADULA					
SEP80	PERTH-SW 1813	NUTS & FRUIT	.50	KILOS	1
MELALEUCA RHAPHIOPHYLLA					
JAN81		SEED	3.00	KILOS	1
	PINJARRA-SE 1914	OTHER	1000.00	ROLLS	1
FEB81	PINJARRA-SE 1914	OTHER	850.00	ROLLS	1
MAR81	PINJARRA-SE 1914	OTHER	400.00	ROLLS	1
APR81	PINJARRA-SE 1914	OTHER	1000.00	ROLLS	1
MAY81	PERTH-SW 1813	LEAVES	3.00	BUNCHES	1
AUG81	PINJARRA-SE 1914	OTHER	500.00	ROLLS	1
MELALEUCA SPATHULATA					
SEP80	RAVENSTHORPE 204	FLOWERING STEMS	5.00	BUNCHES	1
NOV80	PERTH-SE 1814	FLOWERING STEMS	1.00	BUNCHES	1
MELALEUCA STEEDMANII					
NOV80	PERTH-SE 1814	FLOWERING STEMS	2.00	BUNCHES	1
MELALEUCA STRIATA					
JUN81	MOUNT BARKER-SE 2124	SEED	.50	KILOS	1
MELALEUCA TERETIFOLIA					
DEC80	PERTH-SE 1814	FLOWERING STEMS	1.00	BUNCHES	1
MELALEUCA TRICHOPHYLLA					
SEP80	AUGUSTA-NE 2102	FLOWERING STEMS	374.00	BUNCHES	1
MELALEUCA UNCINATA					
NOV80	MOUNT BARKER-SE 2124	FLOWERING STEMS	96.00	BUNCHES	1
DEC80	PINJARRA-NW 1911	FLOWERING STEMS	6.00	BUNCHES	1
MESOMELAENA TETRAGONA					
NOV80	PINJARRA-NW 1911	SEED	20.00	KILOS	1
JAN81	BUSSELTON-SE 2004	FLOWERING STEMS	16.00	BUNCHES	1
FEB81	BUSSELTON-SE 2004	FLOWERING STEMS	47.00	BUNCHES	2
MAR81	PERTH-SW 1813	FLOWERING STEMS	2000.00	STEMS	1
	BUSSELTON-SE 2004	FLOWERING STEMS	189.00	BUNCHES	2
MICROMYRTUS ROSEA					
OCT80	YALGOO-NW 1511	CUTTINGS	10.00	STEMS	1
MIRBELIA DILATATA					
JAN81	PINJARRA-NW 1911	SEED	3.55	KILOS	1
MYRIOCEPHALUS HELICHRYSOIDES					
NOV80	PERTH-SW 1813	FLOWERING STEMS	15.00	BUNCHES	1

Appendix III

SPECIES/MONTH	MAP GRID	PART TAKEN	AMOUNT	UNIT	RECORDS
		SEED	.25	KILOS	1
NUYTSIA FLORIBUNDA					
JUN80	PERTH-SW 1813	CUTTINGS	100.00	STEMS	1
NOV80	HILL RIVER-NW 1702	FLOWERING STEMS	3.00	BUNCHES	2
	PERTH-SW 1813	FLOWERING STEMS	62.00	BUNCHES	1
	PINJARRA-NW 1911	FLOWERING STEMS	3.00	BUNCHES	1
JAN81	PINJARRA-NW 1911	SEED	1000.00	SEEDS	1
MAR81	HILL RIVER-SE 1704	SEED	1.00	KILOS	1
	PERTH-NW 1811	SEED	3.00	KILOS	1
OLEARIA AXILLARIS					
AUG81	PERTH-SW 1813	CUTTINGS	150.00	STEMS	1
ORTHROSANTHUS POLYSTACHYUS					
DEC80	MOUNT BARKER-SE 2124	SEED	.40	KILOS	1
PANDOREA PANDORANA					
AUG81	PINJARRA-NW 1911	FLOWERING STEMS	227.00	BUNCHES	1
PATERSONIA OCCIDENTALIS					
OCT80	MOUNT BARKER-SE 2124	WHOLE PLANTS	300.00	NUMBER	1
DEC80	PEMBERTON-NW 2111	SEED	2.50	KILOS	1
PATERSONIA UMBROSA					
OCT80	COLLIE-NW 2011	FLOWERING STEMS	150.00	BUNCHES	1
	MOUNT BARKER-SE 2124	WHOLE PLANTS	250.00	NUMBER	1
DEC80	PINJARRA-SW 1913	SEED	.34	KILOS	1
	PEMBERTON-NW 2111	SEED	.80	KILOS	1
PERSOONIA ELLIPTICA					
OCT80	PINJARRA-NW 1911	SEED	.50	KILOS	1
PERSOONIA LONGIFOLIA					
OCT80	PINJARRA-NW 1911	SEED	.50	KILOS	1
PETALOSTIGMA QUADRILOCULARE					
JUN80	ASHTON 28	NUTS & FRUIT	.20	BAGS	1
	YAMPI-DERBY 46	NUTS & FRUIT	.20	BAGS	1
PETROPHILE BILOBA					
SEP80	PERTH-SW 1813	FLOWERING STEMS	76.00	BUNCHES	1
PETROPHILE LINEARIS					
OCT80	MOUNT BARKER-SE 2124	WHOLE PLANTS	300.00	NUMBER	1
PHYLLANTHUS CALYGINUS					
SEP80	PERTH-SW 1813	FLOWERING STEMS	30.00	STEMS	1
		WHOLE PLANTS	6.00	NUMBER	1
NOV80	PINJARRA-NW 1911	NUTS & FRUIT	3.00	KILOS	1
DEC80	PINJARRA-SW 1913	SEED	.21	KILOS	1
PHYSOPSIS SPICATA					
SEP80		-0 FLOWERING STEMS	10.00	STEMS	1

SPECIES/MONTH	MAP GRID	PART TAKEN	AMOUNT	UNIT	RECORDS
	DONGARA-SE 1604	FLOWERING STEMS	55.00	BUNCHES	
			35.00	STEMS	2
OCT80	HILL RIVER-NW 1702	FLOWERING STEMS	100.00	BUNCHES	1
		FLOWERING STEMS	26.00	STEMS	1
	DONGARA-SE 1604	FLOWERING STEMS	19.00	BUNCHES	1
	HILL RIVER-NW 1702	FLOWERING STEMS	140.00	BUNCHES	1
DEC80	HILL RIVER-NW 1702	FLOWERING STEMS	60.00	BUNCHES	1
JAN81	HILL RIVER-NW 1702	FLOWERING STEMS	84.00	BUNCHES	1
PIMELEA FERRUGINEA					
SEP80	RAVENSTHORPE 204	FLOWERING STEMS	300.00	BUNCHES	1
	PERTH-SW 1813	FLOWERING STEMS	7.00	BUNCHES	1
NOV80	BUSSELTON-SE 2004	FLOWERING STEMS	150.00	STEMS	1
JAN81	PERTH-SW 1813	SEED	190.00	GRAMS	1
AUG81	RAVENSTHORPE 204	CUTTINGS	4.00	BAGS	1
PIMELEA FLORIBUNDA					
AUG80	HILL RIVER-SE 1704	CUTTINGS	15.00	STEMS	1
AUG81	PERTH-SW 1813	FLOWERING STEMS	2.00	BUNCHES	1
PIMELEA LONGIFLORA					
OCT80	MOUNT BARKER-SE 2124	WHOLE PLANTS	100.00	NUMBER	1
PIMELEA PHYSODES					
JUN80	NEWDEGATE-SE 2034	FLOWERING STEMS	844.00	BUNCHES	1
MAY81	RAVENSTHORPE 204	FLOWERING STEMS	18.00	BUNCHES	1
AUG81	RAVENSTHORPE 204	CUTTINGS	1.00	BAGS	1
PIMELEA ROSEA					
OCT80	MOUNT BARKER-SE 2124	WHOLE PLANTS	300.00	NUMBER	1
NOV80	PINJARRA-NW 1911	FLOWERING STEMS	4.00	BUNCHES	1
PIMELEA SUAVEOLENS					
OCT80	DUMBLEYUNG-SE 2024	FLOWERING STEMS	10.00	STEMS	1
AUG81	PINJARRA-SW 1913	CUTTINGS	150.00	STEMS	1
PLATYTHECA GALIOIDES					
AUG81	PERTH-SW 1813	CUTTINGS	150.00	STEMS	1
PODOCARPUS DROUYNIANA					
JUN80	PINJARRA-NW 1911	FLOWERING STEMS	100.00	BUNCHES	1
JUL80	PEMBERTON-SW 2113	FLOWERING STEMS	53.00	BUNCHES	1
	MOUNT BARKER-SW 2123	FLOWERING STEMS	1744.00	BUNCHES	2
		LEAVES	150.00	BUNCHES	1
AUG80	PEMBERTON-SW 2113	FLOWERING STEMS	39.00	BUNCHES	1
	MOUNT BARKER-SW 2123	FLOWERING STEMS	913.00	BUNCHES	2
SEP80	BUSSELTON-SE 2004	FLOWERING STEMS	145.00	BUNCHES	1
	COLLIE-NW 2011	FLOWERING STEMS	682.00	BUNCHES	2
	PEMBERTON-NE 2112	CUTTINGS	400.00	STEMS	1
	PEMBERTON-SW 2113	FLOWERING STEMS	50.00	BUNCHES	1
	MOUNT BARKER-SW 2123	FLOWERING STEMS	3331.00	BUNCHES	3
OCT80	AUGUSTA-NE 2102	FLOWERING STEMS	307.00	BUNCHES	3
	PEMBERTON-NE 2112	FLOWERING STEMS	2800.00	STEMS	1
	MOUNT BARKER-SW 2123	FLOWERING STEMS	2099.00	BUNCHES	1

Appendix III

SPECIES/MONTH	MAP GRID	PART TAKEN	AMOUNT	UNIT	RECORDS
NOV80	BUSSELTON-SE 2004	FLOWERING STEMS	116.00	BUNCHES	1
	PEMBERTON-NE 2112	FLOWERING STEMS	2800.00	STEMS	1
	PEMBERTON-SW 2113	FLOWERING STEMS	19.00	BUNCHES	1
	MOUNT BARKER-SW 2123	FLOWERING STEMS	1362.00	BUNCHES	2
DEC80	-0	FLOWERING STEMS	207.00	BUNCHES	1
	AUGUSTA-NE 2102	FLOWERING STEMS	250.00	BUNCHES	1
	PEMBERTON-NW 2111	FLOWERING STEMS	250.00	BUNCHES	1
	PEMBERTON-NE 2112	FLOWERING STEMS	2800.00	STEMS	1
	PEMBERTON-SW 2113	FLOWERING STEMS	20.00	BUNCHES	1
	MOUNT BARKER-SW 2123	FLOWERING STEMS	2747.00	BUNCHES	3
JAN81	AUGUSTA-NE 2102	FLOWERING STEMS	200.00	BUNCHES	1
	PEMBERTON-NE 2112	FLOWERING STEMS	2800.00	STEMS	1
	PEMBERTON-SW 2113	FLOWERING STEMS	24.00	BUNCHES	1
	MOUNT BARKER-SW 2123	FLOWERING STEMS	3301.00	BUNCHES	4
FEB81	BUSSELTON-SE 2004	FLOWERING STEMS	100.00	BUNCHES	1
	PEMBERTON-NE 2112	FLOWERING STEMS	2800.00	STEMS	1
	PEMBERTON-SW 2113	FLOWERING STEMS	36.00	BUNCHES	1
	MOUNT BARKER-SW 2123	FLOWERING STEMS	2340.00	BUNCHES	3
MAR81	-0	FLOWERING STEMS	200.00	BUNCHES	1
	PEMBERTON-NE 2112	FLOWERING STEMS	2800.00	STEMS	1
	PEMBERTON-SW 2113	FLOWERING STEMS	45.00	BUNCHES	1
	MOUNT BARKER-SW 2123	FLOWERING STEMS	1347.00	STEMS	1
APR81		LEAVES	876.00	BUNCHES	1
	COLLIE-NW 2011	CUTTINGS	300.00	STEMS	1
	AUGUSTA-NE 2102	FLOWERING STEMS	200.00	BUNCHES	1
	PEMBERTON-NE 2112	FLOWERING STEMS	2800.00	STEMS	1
	PEMBERTON-SW 2113	FLOWERING STEMS	36.00	BUNCHES	1
	MOUNT BARKER-SW 2123	FLOWERING STEMS	1400.00	BUNCHES	1
		LEAVES	511.00	BUNCHES	1
		SEED	50.00	KILOS	1
MAY81	AUGUSTA-NE 2102	FLOWERING STEMS	200.00	BUNCHES	1
	PEMBERTON-NE 2112	FLOWERING STEMS	2800.00	STEMS	1
	MOUNT BARKER-SW 2123	LEAVES	788.00	BUNCHES	1
JUN81	-0	FLOWERING STEMS	200.00	BUNCHES	1
	PEMBERTON-SW 2113	FLOWERING STEMS	224.00	BUNCHES	2
JUL81	MOUNT BARKER-SW 2123	LEAVES	815.00	BUNCHES	1
	-0	LEAVES	685.00	BUNCHES	1
	PEMBERTON-SW 2113	FLOWERING STEMS	31.00	BUNCHES	1
AUG81	MOUNT BARKER-SW 2123	FLOWERING STEMS	1321.00	BUNCHES	1
	PEMBERTON-SW 2113	FLOWERING STEMS	19.00	BUNCHES	1
	MOUNT BARKER-SW 2123	FLOWERING STEMS	1758.00	BUNCHES	1
		LEAVES	445.00	BUNCHES	1
PODOLEPIS LESSONII					
OCT80	NEWDEGATE-SW 2033	FLOWERING STEMS	6.00	STEMS	1
PTERIDIUM ESCULENTUM					
SEP80	AUGUSTA-NE 2102	LEAVES	291.00	FRONDS	1
OCT80	PINJARRA-SW 1913	LEAVES	6.00	BUNCHES	1
FEB81	AUGUSTA-NE 2102	LEAVES	55.00	BUNCHES	1
PTEROSTYLIS RECURVA					
AUG80	KELLERBERRIN-SW 1823	FLOWERING STEMS	2.00	STEMS	1
PTILOIUS EXALTATUS					
DEC80	BELELE 132	SEED	2.00	KILOS	1

SPECIES/MONTH	MAP GRID	PART TAKEN	AMOUNT	UNIT	RECORDS
PTILOTUS MANGLESII OCT80		-0 FLOWERING STEMS	71.00	STEMS	1
PTILOTUS OBOVATUS DEC80	BELELE 132	SEED	1.00	KILOS	1
AUG81	KENNEDY RANGE 110	FLOWERING STEMS	43.00	BUNCHES	1
REGELIA VELUTINA NOV80	PERTH-SE 1814	FLOWERING STEMS	3.00	BUNCHES	1
DEC80	PERTH-SE 1814	FLOWERING STEMS	5.00	BUNCHES	1
RICINOCARPOS TUBERCULATUS NOV80	PERTH-SW 1813	SEED	.03	KILOS	1
DEC80	PERTH-SE 1814	FLOWERING STEMS	1.00	BUNCHES	1
SANTALUM ACUMINATUM DEC80	BELELE 132	SEED	5.00	KILOS	1
SCAEVOLA CRASSIFOLIA NOV80	PERTH-SE 1814	FLOWERING STEMS	9.00	BUNCHES	1
SCAEVOLA GLOBULIFERA AUG81	GERALDTON-NW 1501	CUTTINGS	150.00	STEMS	1
SCAEVOLA OLDFIELDII JUN80	PERTH-SW 1813	CUTTINGS	100.00	STEMS	1
SCAEVOLA PHLEBOPETALA AUG80	MOORA-SW 1713	CUTTINGS	15.00	STEMS	1
SCAEVOLA STRIATA OCT80	NEWDEGATE-SW 2033	FLOWERING STEMS	6.00	STEMS	1
	MOUNT BARKER-SE 2124	WHOLE PLANTS	1500.00	NUMBER	1
SCHOENIA CASSINIANA JUL80	KENNEDY RANGE 110	FLOWERING STEMS	150.00	BUNCHES	1
AUG80	KENNEDY RANGE 110	FLOWERING STEMS	190.00	BUNCHES	1
	NINGHAN 162	FLOWERING STEMS	45.00	BUNCHES	1
	MENZIES 164	FLOWERING STEMS	6.00	BUNCHES	1
OCT80	PERENJORI-NW 1611	FLOWERING STEMS	4.00	BUNCHES	1
	PERTH-SW 1813	FLOWERING STEMS	30.00	BUNCHES	1
NOV80	PERTH-SW 1813	SEED	10.00	KILOS	1
AUG81	KENNEDY RANGE 110	FLOWERING STEMS	472.00	BUNCHES	1
SCHOLTZIA CAPITATA FEB81	PERTH-SW 1813	FLOWERING STEMS	200.00	BUNCHES	1
SCHOLTZIA INVOLUCRATA JAN81	PERTH-SW 1813	FLOWERING STEMS	432.00	BUNCHES	3
FEB81	PERTH-SW 1813	FLOWERING STEMS	1194.00	BUNCHES	10
SCHOLTZIA PARVIFLORA FEB81	PERTH-SW 1813	FLOWERING STEMS	413.00	BUNCHES	1

Appendix III

SPECIES/MONTH	MAP GRID	PART TAKEN	AMOUNT	UNIT	RECORDS
SELENOTHAMNUS HELMSII					
SEP80	SIR SAMUEL 144	FLOWERING STEMS	7500.00	STEMS	1
JUL81	SANDSTONE 143	FLOWERING STEMS	5000.00	STEMS	1
AUG81	CUE 142	FLOWERING STEMS	9700.00	STEMS	2
SOLANUM MORRISONII					
NOV80	HILL RIVER-SE 1704	FLOWERING STEMS	110.00	BUNCHES	1
DEC80	HILL RIVER-SE 1704	FLOWERING STEMS	240.00	BUNCHES	1
SOLLYA HETEROPHYLLA					
NOV80	MOUNT BARKER-SE 2124	SEED	3.30	KILOS	2
AUG81	BREMER BAY-NW 2131	SEED	1.00	KILOS	1
SPHAEROLOBIUM ALATUM					
NOV80	MOUNT BARKER-SE 2124	SEED	.03	KILOS	1
SPHENOTOMA DRACOPHYLLOIDES					
NOV80	PERENJORI-SW 1613	FLOWERING STEMS	1298.00	STEMS	1
SPHENOTOMA GRACILE					
OCT80	MOUNT BARKER-SE 2124	WHOLE PLANTS	1000.00	NUMBER	1
NOV80	MOUNT BARKER-SE 2124	SEED	.04	KILOS	1
SPINIFEX HIRSUTUS					
APR81	PERTH-SW 1813	SEED	7.00	BAGS	1
SPINIFEX LONGIFOLIUS					
APR81	PERTH-SW 1813	SEED	50.00	BAGS	1
SPRYIDIUM GLOBULOSUM					
NOV80	PERTH-SW 1813	SEED	1.10	KILOS	2
STACKHOUSIA BRUNONIS					
AUG80	PERTH-SW 1813	FLOWERING STEMS	10.00	STEMS	1
SEP80	DONGARA-SE 1604	FLOWERING STEMS	10.00	STEMS	1
	PERTH-SW 1813	FLOWERING STEMS	30.00	STEMS	1
STENOCHLAENA PALUSTRIS					
JUN80	MONTAGUE-REGENT 27	SEED	2.00	GRAMS	1
JAN81	RAVENSTHORPE 204	FLOWERING STEMS	9000.00	STEMS	1
STIRLINGIA LATIFOLIA					
JUN80	PERTH-SW 1813	FLOWERING STEMS	4942.00	BUNCHES	1
JUL80	PERTH-SW 1813	FLOWERING STEMS	2774.00	BUNCHES	2
AUG80	PERTH-SW 1813	FLOWERING STEMS	1391.00	BUNCHES	2
	BUSSELTON-SE 2004	FLOWERING STEMS	1050.00	BUNCHES	1
	MOUNT BARKER-SE 2124	FLOWERING STEMS	1200.00	BUNCHES	1
SEP80	PERTH-SW 1813	FLOWERING STEMS	5949.00	BUNCHES	4
	MOUNT BARKER-SE 2124	FLOWERING STEMS	1600.00	BUNCHES	1
OCT80	-0	FLOWERING STEMS	1834.00	BUNCHES	2
	GERALDTON-NW 1501	FLOWERING STEMS	200.00	BUNCHES	1
	HILL RIVER-NW 1702	FLOWERING STEMS	481.00	BUNCHES	2
	HILL RIVER-SE 1704	FLOWERING STEMS	438.00	BUNCHES	2

SPECIES/MONTH	MAP GRID	PART TAKEN	AMOUNT	UNIT	RECORDS
	MOORA-SW 1713	FLOWERING STEMS	405.00	BUNCHES	1
	PERTH-NW 1811	FLOWERING STEMS	13671.00	BUNCHES	7
	PERTH-SW 1813	FLOWERING STEMS	16739.00	BUNCHES	8
	PINJARRA-NW 1911	FLOWERING STEMS	1650.00	BUNCHES	1
	BUSSELTON-SE 2004	FLOWERING STEMS	106.00	BUNCHES	2
	COLLIE-NW 2011	FLOWERING STEMS	1509.00	BUNCHES	4
	AUGUSTA-NE 2102	FLOWERING STEMS	104.00	BUNCHES	1
	MOUNT BARKER-SE 2124	FLOWERING STEMS	1600.00	BUNCHES	
			9.00	STEMS	2
		WHOLE PLANTS	500.00	NUMBER	1
NOV80	-0	FLOWERING STEMS	445.00	BUNCHES	3
	HILL RIVER-NW 1702	FLOWERING STEMS	626.00	BUNCHES	2
	PERTH-NW 1811	FLOWERING STEMS	6910.00	BUNCHES	5
	PERTH-SW 1813	FLOWERING STEMS	15114.00	BUNCHES	9
	PINJARRA-NW 1911	FLOWERING STEMS	516.00	BUNCHES	1
	BUSSELTON-SE 2004	FLOWERING STEMS	728.00	BUNCHES	2
	COLLIE-NW 2011	FLOWERING STEMS	425.00	BUNCHES	1
	MOUNT BARKER-SW 2123	FLOWERING STEMS	176.00	BUNCHES	2
	MOUNT BARKER-SE 2124	FLOWERING STEMS	447.00	BUNCHES	
			10000.00	STEMS	3
	BREMER BAY-NW 2131	FLOWERING STEMS	1348.00	BUNCHES	1
DEC80	PERTH-SW 1813	FLOWERING STEMS	2600.00	BUNCHES	2
	COLLIE-NW 2011	FLOWERING STEMS	237.00	BUNCHES	2
	MOUNT BARKER-SE 2124	FLOWERING STEMS	2251.00	BUNCHES	2
JAN81	MOUNT BARKER-SE 2124	FLOWERING STEMS	423.00	BUNCHES	2
APR81	-0	LEAVES	6.00	BUNCHES	1
MAY81	PERTH-SW 1813	FLOWERING STEMS	300.00	BUNCHES	1
		LEAVES	2.00	BUNCHES	1
JUN81	-0	LEAVES	4.00	BUNCHES	1
	PERTH-SW 1813	FLOWERING STEMS	935.00	BUNCHES	1
JUL81	-0	LEAVES	4.00	BUNCHES	1
	PERTH-SW 1813	FLOWERING STEMS	1882.00	BUNCHES	1
AUG81	PERTH-SW 1813	FLOWERING STEMS	1281.00	BUNCHES	2
		LEAVES	4.00	BUNCHES	1
	PINJARRA-NW 1911	FLOWERING STEMS	50.00	BUNCHES	2
	BUSSELTON-SE 2004	FLOWERING STEMS	2.00	BUNCHES	1
STIRLINGIA TENUIFOLIA					
OCT80	MOUNT BARKER-SE 2124	WHOLE PLANTS	500.00	NUMBER	1
DEC80	MOUNT BARKER-SE 2124	SEED	.20	KILOS	1
STRANGEA CYNANCHOCARPA					
JUL80	HILL RIVER-NW 1702	NUTS & FRUIT	0	*SAMPLE	1
SEP80	PERTH-SW 1813	FLOWERING STEMS	458.00	BUNCHES	1
STYLIDIUM ARTICULATUM					
DEC80	MOUNT BARKER-SE 2124	SEED	.03	KILOS	1
STYLIDIUM ASSIMILE					
DEC80	MOUNT BARKER-SE 2124	SEED	.03	KILOS	1
STYLIDIUM BRUNONIANUM					
DEC80	MOUNT BARKER-SE 2124	SEED	.03	KILOS	1
STYLIDIUM PLANTAGINEUM					
DEC80	MOUNT BARKER-SE 2124	SEED	.13	KILOS	1

Appendix III

SPECIES/MONTH	MAP GRID	PART TAKEN	AMOUNT	UNIT	RECORDS
STYLIDIUM REPENS					
SEP80	PERTH-SW 1813	WHOLE PLANTS	5.00	NUMBER	1
STYLIDIUM SPATHULATUM					
OCT80	MOUNT BARKER-SE 2124	WHOLE PLANTS	500.00	NUMBER	1
DEC80	MOUNT BARKER-SE 2124	SEED	.21	KILOS	2
AUG81	-0	SEED	10.00	KILOS	1
STYLIDIUM SPINULOSUM					
DEC80	MOUNT BARKER-SE 2124	SEED	.03	KILOS	1
STYLIDIUM VIOLACEUM					
DEC80	MOUNT BARKER-SE 2124	SEED	.04	KILOS	1
STYPANDRA IMBRICATA					
DEC80	PINJARRA-SW 1913	SEED	.09	KILOS	1
SWAINSONA MACCULLOCHIANA					
SEP80	MT BRUCE 92	NUTS & FRUIT	3.00	BAGS	1
OCT80	MT BRUCE 92	NUTS & FRUIT	5.00	BAGS	1
SYNAPHEA PETIOLARIS					
AUG80	PERTH-SW 1813	FLOWERING STEMS	20.00	STEMS	1
AUG81	PERENJORI-SW 1613	FLOWERING STEMS	20.00	STEMS	1
SYNAPHEA POLYMORPHA					
AUG80	MOORA-SW 1713	CUTTINGS	10.00	STEMS	1
OCT80	MOUNT BARKER-SE 2124	WHOLE PLANTS	500.00	NUMBER	1
AUG81	PERTH-SW 1813	FLOWERING STEMS	1.00	BUNCHES	1
SYNAPHEA RETICULATA					
OCT80	MOUNT BARKER-NE 2122	WHOLE PLANTS	300.00	NUMBER	1
TEMPLETONIA RETUSA					
JUN80	PERTH-SW 1813	FLOWERING STEMS	197.00	BUNCHES	1
NOV80	ESPERANCE 205	SEED	3.00	KILOS	1
JAN81	MOUNT BARKER-SW 2123	FLOWERING STEMS	106.00	BUNCHES	1
MAR81	MOUNT BARKER-SW 2123	FLOWERING STEMS	500.00	BUNCHES	1
JUN81	PERTH-SW 1813	FLOWERING STEMS	200.00	BUNCHES	1
	MOUNT BARKER-SW 2123	FLOWERING STEMS	800.00	BUNCHES	1
JUL81	MOUNT BARKER-SW 2123	FLOWERING STEMS	73.00	BUNCHES	1
AUG81	MOUNT BARKER-SW 2123	FLOWERING STEMS	103.00	BUNCHES	1
TETRAGONIA DECUMBENS					
APR81	PERTH-SW 1813	SEED	20.00	KILOS	1
AUG81	BUSSELTON-SE 2004	FLOWERING STEMS	1.00	BUNCHES	1
TETRATHECA HIRSUTA					
AUG80	PERTH-SW 1813	FLOWERING STEMS	40.00	TIPS	1
OCT80	PINJARRA-SW 1913	FLOWERING STEMS	6.00	BUNCHES	1
	MOUNT BARKER-SE 2124	WHOLE PLANTS	200.00	NUMBER	1
NOV80	PINJARRA-SW 1913	CUTTINGS	10.00	STEMS	1
AUG81	PINJARRA-SW 1913	CUTTINGS	150.00	STEMS	1

SPECIES/MONTH	MAP GRID	PART TAKEN	AMOUNT	UNIT	RECORDS
TETRATHECA HISPIDISSIMA					
OCT80	PERTH-SW 1813	CUTTINGS	6.00	STEMS	1
TETRATHECA SETIGERA					
OCT80	MOUNT BARKER-SE 2124	WHOLE PLANTS	200.00	NUMBER	1
DEC80	PERTH-SW 1813	SEED	18.00	GRAMS	1
THEMEDA AUSTRALIS					
MAY81	MOUNT BARKER-SW 2123	FLOWERING STEMS	2000.00	STEMS	1
THOMASIA TENUIVESTA					
NOV80	PINJARRA-SW 1913	CUTTINGS	10.00	STEMS	1
THRYPTOMENE ASPERA					
OCT80	CUE 142	CUTTINGS	50.00	STEMS	1
THRYPTOMENE AUSTRALIS					
DEC80	HILL RIVER-SE 1704	FLOWERING STEMS	2986.00	BUNCHES	1
JAN81	PERTH-SW 1813	FLOWERING STEMS	988.00	BUNCHES	1
FEB81	PERTH-SW 1813	FLOWERING STEMS	667.00	BUNCHES	1
MAR81	PERTH-SW 1813	FLOWERING STEMS	341.00	BUNCHES	1
THRYPTOMENE BAECKEACEA					
OCT80	YALGOO-NW 1511	CUTTINGS	30.00	STEMS	1
NOV80	HILL RIVER-NW 1702	FLOWERING STEMS	8.00	BUNCHES	2
THRYPTOMENE SAXICOLA					
JUL80	DONGARA-SE 1604	FLOWERING STEMS	291.00	BUNCHES	1
AUG80	PERENJORI-SW 1613	FLOWERING STEMS	77.00	BUNCHES	1
SEP80	DONGARA-SE 1604	FLOWERING STEMS	100.00	BUNCHES	1
	PERENJORI-SW 1613	FLOWERING STEMS	200.00	BUNCHES	1
OCT80	DONGARA-SE 1604	FLOWERING STEMS	211.00	BUNCHES	1
NOV80	DONGARA-SE 1604	FLOWERING STEMS	500.00	BUNCHES	1
	MOUNT BARKER-SE 2124	SEED	.50	KILOS	1
MAR81	PERTH-SE 1814	FLOWERING STEMS	31.00	BUNCHES	1
APR81	PERTH-SE 1814	FLOWERING STEMS	60.00	BUNCHES	1
MAY81	PERTH-SE 1814	FLOWERING STEMS	80.00	BUNCHES	1
JUN81	PERTH-SE 1814	FLOWERING STEMS	31.00	BUNCHES	1
JUL81	PERTH-SE 1814	FLOWERING STEMS	17.00	BUNCHES	1
AUG81	DONGARA-SE 1604	FLOWERING STEMS	106.00	BUNCHES	1
THRYPTOMENE TUBERCULATA					
OCT80	YALGOO-NW 1511	CUTTINGS	20.00	STEMS	1
THYSANOTUS GLAUCUS					
AUG80		-0 WHOLE PLANTS	5.00	BAGS	1
THYSANOTUS MULTIFLORUS					
JUN80	MOORA-SW 1713	WHOLE PLANTS	2.67	BAGS	1
DEC80	MOUNT BARKER-SE 2124	SEED	.20	KILOS	1
TRACHYMENE ANISOCARPA					
JAN81	PEMBERTON-SW 2113	NUTS & FRUIT	3.00	BAGS	1

Appendix III

SPECIES/MONTH	MAP GRID	PART TAKEN	AMOUNT	UNIT	RECORDS
TRACHYMENE CAERULEA					
DEC80	PERTH-SE 1814	FLOWERING STEMS	2.00	BUNCHES	1
JAN81	PERTH-SE 1814	FLOWERING STEMS	17.00	BUNCHES	1
FEB81	COLLIE-NW 2011	SEED	3.50	KILOS	1
TRYMALIUM LEDIFOLIUM					
AUG80	PERTH-SW 1813	FLOWERING STEMS	40.00	STEMS	1
SEP80	PERTH-SW 1813	FLOWERING STEMS	20.00	STEMS	1
NOV80	PINJARRA-NW 1911	SEED	62.00	KILOS	1
DEC80	PERTH-SW 1813	SEED	.08	KILOS	2
AUG81	PERTH-SW 1813	FLOWERING STEMS	200.00	STEMS	1
TRYMALIUM MYRTILLUS					
OCT80	CUE 142	CUTTINGS	20.00	STEMS	1
TRYMALIUM SPATHULATUM					
DEC80	PERTH-SW 1813	SEED	.80	KILOS	2
	PINJARRA-SW 1913	SEED	1.80	KILOS	1
TYPHA ORIENTALIS					
JAN81	PINJARRA-NW 1911	FLOWERING STEMS	427.00	STEMS	1
UTRICULARIA MENZIESI					
AUG80	PERTH-SW 1813	CUTTINGS	100.00	STEMS	1
VERTICORDIA ACEROSA					
AUG80	PERTH-SW 1813	FLOWERING STEMS	2.00	BUNCHES	1
SEP80	PERTH-SW 1813	FLOWERING STEMS	75.00	BUNCHES	3
			60.00	STEMS	3
OCT80	HILL RIVER-SE 1704	FLOWERING STEMS	30.00	BUNCHES	1
VERTICORDIA BROWNII					
OCT80		-0 FLOWERING STEMS	25.00	BUNCHES	
			7.00	STEMS	2
	GERALDTON-NW 1501	FLOWERING STEMS	42.00	BUNCHES	1
NOV80		-0 FLOWERING STEMS	6077.00	BUNCHES	1
	PERENJORI-SW 1613	FLOWERING STEMS	2807.00	BUNCHES	3
	HILL RIVER-NW 1702	FLOWERING STEMS	237.00	BUNCHES	3
	MOORA-SW 1713	FLOWERING STEMS	8255.00	BUNCHES	1
DEC80		-0 FLOWERING STEMS	12700.00	BUNCHES	1
	PERENJORI-SW 1613	FLOWERING STEMS	3190.00	BUNCHES	2
	HILL RIVER-NW 1702	FLOWERING STEMS	50.00	STEMS	1
	MOORA-NW 1711	FLOWERING STEMS	3700.00	BUNCHES	1
		9407 FLOWERING STEMS	1777.00	BUNCHES	1
MAY81	RAVENSTHORPE 204	FLOWERING STEMS	13.00	BUNCHES	1
VERTICORDIA CHRYSANTHA					
SEP80	DONGARA-SE 1604	FLOWERING STEMS	63.00	BUNCHES	1
	HILL RIVER-NW 1702	FLOWERING STEMS	47.00	BUNCHES	1
	MOORA-SW 1713	FLOWERING STEMS	2119.00	BUNCHES	2
OCT80	DONGARA-SE 1604	FLOWERING STEMS	4845.00	BUNCHES	2
	HILL RIVER-SE 1704	FLOWERING STEMS	59.00	BUNCHES	1
	MOUNT BARKER-SE 2124	FLOWERING STEMS	12.00	BUNCHES	1

SPECIES/MONTH	MAP GRID	PART TAKEN	AMOUNT	UNIT	RECORDS
NOV80	DONGARA-SE 1604	FLOWERING STEMS	300.00	BUNCHES	1
DEC80	PERTH-NW 1811	FLOWERING STEMS	615.00	BUNCHES	
			611.00	STEMS	3
	PERTH-SW 1813	FLOWERING STEMS	515.00	BUNCHES	2
AUG81	GERALDTON-NW 1501	FLOWERING STEMS	144.00	STEMS	2
VERTICORDIA DENSIFLORA					
NOV80	HILL RIVER-NW 1702	FLOWERING STEMS	443.00	BUNCHES	3
	HILL RIVER-SE 1704	FLOWERING STEMS	134.00	BUNCHES	1
	PERTH-NW 1811	FLOWERING STEMS	984.00	BUNCHES	2
	MOUNT BARKER-NE 2122	FLOWERING STEMS	4.00	BUNCHES	1
DEC80	HILL RIVER-NW 1702	FLOWERING STEMS	445.00	BUNCHES	3
	HILL RIVER-SE 1704	FLOWERING STEMS	50.00	BUNCHES	2
	PERTH-NW 1811	FLOWERING STEMS	600.00	BUNCHES	1
JAN81	HILL RIVER-NW 1702	FLOWERING STEMS	43.00	BUNCHES	1
	PERTH-SW 1813	FLOWERING STEMS	853.00	BUNCHES	4
FEB81	MOORA-SW 1713	FLOWERING STEMS	10.00	BUNCHES	1
	PERTH-NW 1811	FLOWERING STEMS	1064.00	BUNCHES	1
	PERTH-SW 1813	FLOWERING STEMS	181.00	BUNCHES	1
VERTICORDIA DRUMMONDII					
OCT80	DONGARA-SE 1604	FLOWERING STEMS	482.00	BUNCHES	1
	PERENJORI-SW 1613	FLOWERING STEMS	65.00	BUNCHES	1
NOV80	DONGARA-SE 1604	FLOWERING STEMS	4966.00	BUNCHES	3
	PERENJORI-SW 1613	FLOWERING STEMS	398.00	BUNCHES	3
	HILL RIVER-SE 1704	FLOWERING STEMS	138.00	STEMS	1
	PERTH-NW 1811	FLOWERING STEMS	1267.00	BUNCHES	1
DEC80	MOORA-NW 1711	FLOWERING STEMS	43.00	BUNCHES	2
	PERTH-NW 1811	FLOWERING STEMS	1907.00	BUNCHES	3
	PERTH-SW 1813	FLOWERING STEMS	4834.00	BUNCHES	1
	PINJARRA-NW 1911	FLOWERING STEMS	164.00	BUNCHES	1
JAN81	PERTH-SW 1813	FLOWERING STEMS	2714.00	BUNCHES	1
VERTICORDIA FORRESTII					
JUN80	YANREY 90	CUTTINGS	25.00	STEMS	1
AUG81	EDMUND 101	FLOWERING STEMS	202.00	BUNCHES	1
	YARINGA 130	CUTTINGS	150.00	STEMS	1
VERTICORDIA GRANDIFLORA					
AUG80	DONGARA-SE 1604	FLOWERING STEMS	250.00	BUNCHES	1
SEP80		FLOWERING STEMS	25.00	STEMS	1
	DONGARA-NE 1602	FLOWERING STEMS	240.00	BUNCHES	1
	DONGARA-SE 1604	FLOWERING STEMS	43.00	BUNCHES	
			104.00	STEMS	3
	PERTH-NW 1811	FLOWERING STEMS	184.00	BUNCHES	1
OCT80		FLOWERING STEMS	75.00	BUNCHES	
			25.00	STEMS	2
	PERENJORI-NW 1611	FLOWERING STEMS	2.00	BUNCHES	1
	PERENJORI-SW 1613	FLOWERING STEMS	4.00	BUNCHES	1
	PERTH-NW 1811	FLOWERING STEMS	1066.00	BUNCHES	1
	DUMBLYUNG-SE 2024	FLOWERING STEMS	20.00	STEMS	1
NOV80	DONGARA-NE 1602	FLOWERING STEMS	5156.00	BUNCHES	1
MAR81	PERTH-SW 1813	FLOWERING STEMS	100.00	BUNCHES	1
MAY81	BENCUBBIN-SW 1723	CUTTINGS	.50	BAGS	1

Appendix III

SPECIES/MONTH	MAP GRID	PART TAKEN	AMOUNT	UNIT	RECORDS
AUG81	DONGARA-SE 1604	CUTTINGS	100.00	STEMS	1
VERTICORDIA GRANDIS					
SEP80	HILL RIVER-NW 1702	FLOWERING STEMS	178.00	BUNCHES	
			36.00	STEMS	4
OCT80		FLOWERING STEMS	7.00	STEMS	1
	GERALDTON-SE 1504	FLOWERING STEMS	9.00	BUNCHES	2
	HILL RIVER-NW 1702	FLOWERING STEMS	58.00	BUNCHES	2
	HILL RIVER-SE 1704	FLOWERING STEMS	36.00	BUNCHES	1
	PERTH-NW 1811	FLOWERING STEMS	20.00	BUNCHES	2
NOV80	DONGARA-NE 1602	FLOWERING STEMS	11.00	BUNCHES	1
	DONGARA-SE 1604	FLOWERING STEMS	20.00	BUNCHES	2
	PERENJORI-SW 1613	FLOWERING STEMS	10.00	BUNCHES	1
	HILL RIVER-SE 1704	FLOWERING STEMS	24.00	BUNCHES	2
DEC80	PERENJORI-SW 1613	FLOWERING STEMS	8.00	BUNCHES	1
	HILL RIVER-NW 1702	FLOWERING STEMS	50.00	STEMS	1
JAN81	HILL RIVER-NW 1702	FLOWERING STEMS	10.00	BUNCHES	1
APR81	HILL RIVER-SE 1704	SEED	.10	KILOS	1
MAY81	MOORA-SW 1713	CUTTINGS	.50	BAGS	1
JUN81	MOORA-SW 1713	CUTTINGS	.16	BAGS	1
AUG81	DONGARA-SE 1604	CUTTINGS	50.00	STEMS	1
	PERENJORI-NW 1611	CUTTINGS	150.00	STEMS	1
VERTICORDIA HABRANTHA					
SEP80	RAVENSTHORPE 204	FLOWERING STEMS	20.00	BUNCHES	1
DEC80	MOUNT BARKER-SE 2124	SEED	.02	KILOS	1
VERTICORDIA HUEGELII					
OCT80	PERTH-SW 1813	FLOWERING STEMS	15.00	STEMS	1
NOV80	PERTH-SE 1814	FLOWERING STEMS	2.00	BUNCHES	1
MAY81	PERTH-SE 1814	CUTTINGS	.50	BAGS	1
VERTICORDIA INSIGNIS					
MAY81	MOORA-NW 1711	CUTTINGS	.50	BAGS	1
JUN81	MOORA-SW 1713	CUTTINGS	.25	BAGS	1
VERTICORDIA LEHMANII					
OCT80	HILL RIVER-SE 1704	FLOWERING STEMS	1882.00	BUNCHES	1
VERTICORDIA LINDLEYI					
FEB81	MOORA-SW 1713	FLOWERING STEMS	10.00	BUNCHES	1
	PERTH-SW 1813	FLOWERING STEMS	153.00	BUNCHES	1
MAR81	PERTH-SW 1813	FLOWERING STEMS	249.00	BUNCHES	1
VERTICORDIA MITCHELLIANA					
NOV80	PERTH-SE 1814	FLOWERING STEMS	4.00	BUNCHES	1
DEC80	PERTH-SE 1814	FLOWERING STEMS	2.00	BUNCHES	1
JAN81	PERTH-SE 1814	FLOWERING STEMS	3.00	BUNCHES	1
VERTICORDIA MONADELPHA					
OCT80	GERALDTON-NW 1501	FLOWERING STEMS	95.00	BUNCHES	1
	DONGARA-SE 1604	FLOWERING STEMS	800.00	BUNCHES	1
NOV80		FLOWERING STEMS	698.00	BUNCHES	2
	PERTH-SE 1814	FLOWERING STEMS	3.00	BUNCHES	1

SPECIES/MONTH	MAP GRID	PART TAKEN	AMOUNT	UNIT	RECORDS
MAY81	MOORA-SW 1713	CUTTINGS	.50	BAGS	1
VERTICORDIA MUELLERANA					
MAY81	MOORA-SW 1713	CUTTINGS	.50	BAGS	1
AUG81	PERENJORI-NW 1611	CUTTINGS	150.00	STEMS	1
VERTICORDIA NITENS					
JUN80	PERTH-SW 1813	CUTTINGS	200.00	STEMS	1
JUL80	PERTH-SW 1813	CUTTINGS	50.00	STEMS	1
AUG80	HILL RIVER-SE 1704	FLOWERING STEMS	12.00	BUNCHES	1
SEP80	DONGARA-SE 1604	FLOWERING STEMS	4.00	STEMS	1
OCT80	DONGARA-SE 1604	FLOWERING STEMS	313.00	BUNCHES	1
	HILL RIVER-NW 1702	FLOWERING STEMS	372.00	BUNCHES	2
	PERTH-NW 1811	FLOWERING STEMS	300.00	STEMS	1
NOV80	PERTH-NW 1811	FLOWERING STEMS	16625.00	BUNCHES	
			300.00	STEMS	3
	PERTH-SW 1813	FLOWERING STEMS	2149.00	BUNCHES	3
	PERTH-SE 1814	FLOWERING STEMS	1.00	BUNCHES	1
DEC80	HILL RIVER-SE 1704	FLOWERING STEMS	204.00	BUNCHES	
			200.00	STEMS	2
	PERTH-NW 1811	FLOWERING STEMS	44884.00	BUNCHES	
			776.00	STEMS	14
	PERTH-SW 1813	FLOWERING STEMS	9870.00	BUNCHES	
			250.00	STEMS	11
JAN81	PERTH-NW 1811	FLOWERING STEMS	1672.00	BUNCHES	2
	PERTH-SW 1813	FLOWERING STEMS	4340.00	BUNCHES	7
	PERTH-SE 1814	FLOWERING STEMS	4.00	BUNCHES	1
FEB81	PERTH-SW 1813	FLOWERING STEMS	1453.00	BUNCHES	2
MAR81	PERTH-NW 1811	FLOWERING STEMS	20.00	BUNCHES	1
	PERTH-SW 1813	FLOWERING STEMS	1500.00	BUNCHES	1
JUN81	PERTH-SE 1814	CUTTINGS	.50	BAGS	1
VERTICORDIA OVALIFOLIA					
DEC80	PERTH-SW 1813	FLOWERING STEMS	4.00	BUNCHES	2
VERTICORDIA PHOLIDOPHYLLA					
NOV80		-0 FLOWERING STEMS	1100.00	BUNCHES	2
DEC80		-0 FLOWERING STEMS	400.00	BUNCHES	1
VERTICORDIA PICTA					
SEP80	DONGARA-SE 1604	FLOWERING STEMS	255.00	BUNCHES	
			3.00	STEMS	2
OCT80		-0 FLOWERING STEMS	6.00	STEMS	1
	DONGARA-SE 1604	FLOWERING STEMS	242.00	BUNCHES	1
	PERENJORI-SW 1613	FLOWERING STEMS	4.00	BUNCHES	1
	MOORA-NW 1711	FLOWERING STEMS	301.00	BUNCHES	1
VERTICORDIA PLUMOSA					
SEP80	DUMBLEYUNG-SE 2024	FLOWERING STEMS	30.00	STEMS	1
OCT80	MOUNT BARKER-SE 2124	FLOWERING STEMS	27.00	BUNCHES	1
NOV80	PERTH-SE 1814	FLOWERING STEMS	2.00	BUNCHES	1
	PINJARRA-SW 1913	CUTTINGS	100.00	STEMS	1
FEB81	PERTH-SE 1814	FLOWERING STEMS	2.00	BUNCHES	1
MAR81	RAVENSTHORPE 204	FLOWERING STEMS	274.00	BUNCHES	1

Appendix III

SPECIES/MONTH	MAP GRID	PART TAKEN	AMOUNT	UNIT	RECORDS
VERTICORDIA PRITZELII					
OCT80	COLLIE-NE 2012	CUTTINGS	20.00	STEMS	1
VERTICORDIA ROEI					
OCT80	PERENJORI-SW 1613	FLOWERING STEMS	4.00	BUNCHES	1
VERTICORDIA SERRATA					
SEP80	MOORA-NW 1711	FLOWERING STEMS	116.00	BUNCHES	1
OCT80	DONGARA-SE 1604	FLOWERING STEMS	90.00	BUNCHES	1
	MOORA-NW 1711	FLOWERING STEMS	269.00	BUNCHES	1
	PERTH-SW 1813	FLOWERING STEMS	697.00	BUNCHES	1
NOV80	DONGARA-SE 1604	FLOWERING STEMS	93.00	BUNCHES	1
	PERENJORI-SW 1613	FLOWERING STEMS	131.00	BUNCHES	1
	HILL RIVER-NW 1702	FLOWERING STEMS	130.00	BUNCHES	1
WAITZIA AUREA					
AUG81	WOORAMEL 120	FLOWERING STEMS	1443.00	BUNCHES	1
	YALGOO-SW 1513	FLOWERING STEMS	14.00	BUNCHES	1
WEHLIA COARCTATA					
OCT80	BYRO 131	CUTTINGS	6.00	STEMS	1
XANTHORRHOEA GRACILIS					
JAN81	PINJARRA-NW 1911	SEED	.60	KILOS	
			2000.00	SEEDS	2
	PINJARRA-SW 1913	SEED	.60	KILOS	1
FEB81	PERTH-SW 1813	SEED	.28	KILOS	1
	PINJARRA-NW 1911	SEED	.28	KILOS	1
XANTHORRHOEA PREISSII					
OCT80	HILL RIVER-SE 1704	FLOWERING STEMS	30.00	BUNCHES	1
	PERTH-SW 1813	FLOWERING STEMS	230.00	BUNCHES	1
NOV80	PINJARRA-NW 1911	FLOWERING STEMS	1.00	BUNCHES	1
DEC80	PERTH-NW 1811	FLOWERING STEMS	2200.00	STEMS	1
	PERTH-SW 1813	FLOWERING STEMS	4000.00	STEMS	1
JAN81	PERTH-NW 1811	SEED	1.00	KILOS	1
	PERTH-SW 1813	SEED	5.60	KILOS	2
	BUSSELTON-SE 2004	FLOWERING STEMS	430.00	STEMS	2
FEB81	PERTH-SW 1813	SEED	3.60	KILOS	3
	PINJARRA-NW 1911	SEED	2.45	KILOS	1
MAR81	PERTH-SW 1813	SEED	8.50	KILOS	1
XANTHOSIA ROTUNDIFOLIA					
OCT80	MOUNT BARKER-SE 2124	WHOLE PLANTS	1000.00	NUMBER	1
XANTHOSIA TOMENTOSA					
JUL80	HILL RIVER-NW 1702	WHOLE PLANTS	20.00	NUMBER	1
XYLOMELUM ANGUSTIFOLIUM					
SEP80	PERENJORI-SW 1613	FLOWERING STEMS	144.00	STEMS	1
NOV80	PERENJORI-SW 1613	NUTS & FRUIT	10500.00	NUTS	2
JAN81		-0 FLOWERING STEMS	40.00	BUNCHES	1
	PERENJORI-SW 1613	NUTS & FRUIT	14167.00	NUTS	1

SPECIES/MONTH	MAP GRID	PART TAKEN	AMOUNT	UNIT	RECORDS
	CORRIGIN-NE 1922	SEED	2620.00	SEEDS	1
FEB81		-0 FLOWERING STEMS	100.00	BUNCHES	1
MAR81	DONGARA-SE 1604	NUTS & FRUIT	1500.00	FRUITS	1
APR81		-0 FLOWERING STEMS	541.00	STEMS	1
		NUTS & FRUIT	1285.00	FRUITS	1
	PERENJORI-SW 1613	NUTS & FRUIT	5700.00	NUTS	1
MAY81		-0 NUTS & FRUIT	5000.00	NUTS	1
	PERENJORI-SW 1613	FLOWERING STEMS	2298.00	STEMS	1
		NUTS & FRUIT	18480.00	NUTS	3
XYLOMELUM OCCIDENTALE					
JUN80	PINJARRA-NW 1911	LEAVES	45.00	BUNCHES	1
APR81	BUSSELTON-SE 2004	FLOWERING STEMS	1200.00	BUNCHES	1
ACACIA SPP.					
DEC80	MOUNT BARKER-SE 2124	SEED	1.00	KILOS	1
ADENANTHOS SPP.					
APR81	MOUNT BARKER-SW 2123	FLOWERING STEMS	242.00	BUNCHES	1
ANIGOZANTHOS SPP.					
AUG80	PERTH-SW 1813	FLOWERING STEMS	172.00	BUNCHES	2
MAY81	PERTH-SW 1813	SEED	.38	KILOS	1
BORONIA SPP.					
AUG81	PEMBERTON-SW 2113	FLOWERING STEMS	101.00	KILOS	1
CONOSPERMUM SPP.					
OCT80	PERTH-SW 1813	FLOWERING STEMS	297.00	BUNCHES	1
NOV80	MOUNT BARKER-SE 2124	SEED	.12	KILOS	1
ERIOSTEMON SPP.					
JUL80	MOORA-SW 1713	CUTTINGS	10.00	STEMS	1
AUG80	PERTH-SW 1813	FLOWERING STEMS	44.00	BUNCHES	2
HAKEA SPP.					
JAN81	MOUNT BARKER-SE 2124	FLOWERING STEMS	3461.00	STEMS	1
AUG81	RAVENSTHORPE 204	SEED	.08	KILOS	1
HYPOCALYMA SPP.					
JAN81	PERTH-SW 1813	FLOWERING STEMS	261.00	BUNCHES	1
LEPTOCARPUS SPP.					
APR81	PEMBERTON-SE 2114	FLOWERING STEMS	750.00	BUNCHES	1
JUN81	PEMBERTON-SE 2114	FLOWERING STEMS	1200.00	BUNCHES	1
LEPTOSPERMUM SPP.					
JUL80	MOUNT BARKER-SW 2123	FLOWERING STEMS	4371.00	BUNCHES	1
AUG80	MOUNT BARKER-SW 2123	FLOWERING STEMS	1494.00	BUNCHES	1
MAR81	MOUNT BARKER-SW 2123	FLOWERING STEMS	115.00	BUNCHES	
			207.00	STEMS	2
APR81		-0 LEAVES	18.00	BUNCHES	1
	MOUNT BARKER-SW 2123	FLOWERING STEMS	42.00	BUNCHES	1
AUG81	MOUNT BARKER-SW 2123	FLOWERING STEMS	120.00	BUNCHES	1

Appendix III

SPECIES/MONTH	MAP GRID	PART TAKEN	AMOUNT	UNIT	RECORDS
LOMANDRA SPP.					
SEP80	PERENJORI-SW 1613	FLOWERING STEMS	192.00	STEMS	1
NOV80	MOUNT BARKER-SW 2123	FLOWERING STEMS	751.00	BUNCHES	1
LYGODIUM SPP.					
JUN80	MONTAGUE-REGENT 27	SEED	1.00	GRAMS	1
MELALEUCA SPP.					
JUN80	PERTH-SW 1813	FLOWERING STEMS	809.00	BUNCHES	2
JUL80	PERTH-SW 1813	FLOWERING STEMS	301.00	BUNCHES	1
	MOUNT BARKER-SE 2124	FLOWERING STEMS	2450.00	BUNCHES	1
AUG80	BUSSELTON-SE 2004	FLOWERING STEMS	200.00	STEMS	1
SEP80	PERTH-SW 1813	FLOWERING STEMS	514.00	BUNCHES	1
	BUSSELTON-SE 2004	FLOWERING STEMS	1210.00	BUNCHES	1
	COLLIE-NW 2011	FLOWERING STEMS	3017.00	BUNCHES	2
	PEMBERTON-NE 2112	FLOWERING STEMS	103.00	BUNCHES	1
OCT80	PERTH-SW 1813	FLOWERING STEMS	285.00	BUNCHES	1
	AUGUSTA-NE 2102	FLOWERING STEMS	2238.00	BUNCHES	3
NOV80	PERTH-SW 1813	FLOWERING STEMS	220.00	BUNCHES	1
	BUSSELTON-SE 2004	FLOWERING STEMS	77.00	BUNCHES	1
	COLLIE-SW 2013	FLOWERING STEMS	820.00	BUNCHES	1
DEC80	PERTH-SW 1813	FLOWERING STEMS	16.00	BUNCHES	1
JAN81	PERTH-SW 1813	FLOWERING STEMS	458.00	BUNCHES	1
APR81	PERTH-SW 1813	FLOWERING STEMS	418.00	BUNCHES	1
MAY81	PERTH-SW 1813	FLOWERING STEMS	863.00	BUNCHES	1
JUN81					
		-0	20.00	BUNCHES	1
	PERTH-SW 1813	FLOWERING STEMS	600.00	BUNCHES	1
JUL81	PERTH-SW 1813	FLOWERING STEMS	532.00	BUNCHES	1
AUG81	PERTH-SW 1813	FLOWERING STEMS	540.00	BUNCHES	1
PIMELIA SPP.					
NOV80	BUSSELTON-SE 2004	FLOWERING STEMS	50.00	STEMS	1
SCHOLTZIA SPP.					
MAR81		-0	898.00	BUNCHES	1
STYLIDIUM SPP.					
DEC80	PERTH-SW 1813	SEED	.28	KILOS	1
THRYPTOMENE SPP.					
AUG80	HILL RIVER-SE 1704	CUTTINGS	15.00	STEMS	1
NOV80	HILL RIVER-SE 1704	FLOWERING STEMS	81.00	BUNCHES	1
AUG81	GERALDTON-NW 1501	FLOWERING STEMS	105.00	BUNCHES	1
TRACHYMENE SPP.					
AUG80	MOUNT BARKER-SE 2124	FLOWERING STEMS	3.00	STEMS	1
VERTICORDIA SPP.					
SEP80	PERENJORI-SW 1613	FLOWERING STEMS	72.00	BUNCHES	1
OCT80	HILL RIVER-NW 1702	FLOWERING STEMS	195.00	BUNCHES	1
NOV80	DONGARA-SE 1604	FLOWERING STEMS	1423.00	BUNCHES	2
	PERENJORI-SW 1613	FLOWERING STEMS	1000.00	BUNCHES	1
	HILL RIVER-NW 1702	FLOWERING STEMS	13.00	BUNCHES	1

Appendix III

SPECIES/MONTH	MAP GRID	PART TAKEN	AMOUNT	UNIT	RECORDS
DEC80	HILL RIVER-SE 1704	FLOWERING STEMS	36.00	BUNCHES	1
	HILL RIVER-NW 1702	FLOWERING STEMS	31.00	BUNCHES	1
	MOUNT BARKER-SE 2124	SEED	.10	KILOS	1
AUG81	LEONORA 154	CUTTINGS	.25	BAGS	1
		SEED	.09	KILOS	1
XANTHORRHOEA SPP.					
AUG80	PERTH-SW 1813	FLOWERING STEMS	4.00	STEMS	1
SEP80	PERTH-SW 1813	FLOWERING STEMS	19.00	BUNCHES	1
OCT80	PERTH-SW 1813	FLOWERING STEMS	21.00	BUNCHES	2
NOV80	HILL RIVER-NW 1702	FLOWERING STEMS	20.00	BUNCHES	1
DEC80	PERTH-SW 1813	FLOWERING STEMS	7000.00	STEMS	1
FEB81	PERTH-SW 1813	FLOWERING STEMS	300.00	STEMS	1
'TEA TREE'					
JUL80	MOUNT BARKER-SW 2123	FLOWERING STEMS	361.00	STEMS	1
AUG80	PERTH-SW 1813	FLOWERING STEMS	400.00	BUNCHES	1
	PEMBERTON-SW 2113	FLOWERING STEMS	99.00	BUNCHES	1
	MOUNT BARKER-SW 2123	FLOWERING STEMS	1680.00	BUNCHES	2
			1251.00	STEMS	2
SEP80	MOUNT BARKER-SE 2124	FLOWERING STEMS	2700.00	BUNCHES	3
			122.00	STEMS	3
	MOUNT BARKER-SW 2123	FLOWERING STEMS	5077.00	BUNCHES	4
OCT80			2816.00	STEMS	3
	MOUNT BARKER-SE 2124	FLOWERING STEMS	356.00	STEMS	3
	PEMBERTON-NW 2111	LEAVES	1700.00	BUNCHES	1
NOV80	MOUNT BARKER-SW 2123	FLOWERING STEMS	80.00	BUNCHES	2
			1017.00	STEMS	2
DEC80	MOUNT BARKER-SW 2123	FLOWERING STEMS	1322.00	STEMS	1
DEC80	PERTH-SW 1813	FLOWERING STEMS	483.00	BUNCHES	1
JAN81	PEMBERTON-SE 2114	FLOWERING STEMS	500.00	BUNCHES	1
APR81	PERTH-SW 1813	FLOWERING STEMS	345.00	BUNCHES	5
	MOUNT BARKER-SE 2124	FLOWERING STEMS	500.00	BUNCHES	1
MAY81	PERTH-SW 1813	FLOWERING STEMS	500.00	BUNCHES	2
JUN81		FLOWERING STEMS	62.00	BUNCHES	1
		FLOWERING STEMS	200.00	BUNCHES	1
JUL81	PERTH-SW 1813	FLOWERING STEMS	200.00	BUNCHES	1
	PERTH-SW 1813	FLOWERING STEMS	109.00	BUNCHES	3
	MOUNT BARKER-SW 2123	FLOWERING STEMS	151.00	BUNCHES	3
AUG81	MOUNT BARKER-SW 2123	FLOWERING STEMS	2139.00	BUNCHES	3
	MOUNT BARKER-SE 2124	FLOWERING STEMS	300.00	BUNCHES	1
	PERTH-SW 1813	LEAVES	300.00	BUNCHES	3
	PEMBERTON-NW 2111	FLOWERING STEMS	89.00	BUNCHES	1
	MOUNT BARKER-SW 2123	FLOWERING STEMS	4000.00	BUNCHES	1
			1153.00	BUNCHES	5
'HEATH'					
AUG80	PERTH-SW 1813	FLOWERING STEMS	136.00	BUNCHES	3
SEP80	PERTH-SW 1813	FLOWERING STEMS	387.00	BUNCHES	1
	MOUNT BARKER-SW 2123	FLOWERING STEMS	568.00	BUNCHES	1
MAY81	PERTH-SW 1813	FLOWERING STEMS	3.00	BUNCHES	1
JUN81	MOUNT BARKER-SW 2123	FLOWERING STEMS	30.00	BUNCHES	1
'EVERLASTINGS'					
AUG80	CUE 142	FLOWERING STEMS	457.00	BUNCHES	1
NOV80	HILL RIVER-NW 1702	FLOWERING STEMS	5.00	BUNCHES	1
APR81	PERTH-SW 1813	FLOWERING STEMS	6721.00	BUNCHES	1

Appendix III

SPECIES/MONTH	MAP GRID	PART TAKEN	AMOUNT	UNIT	RECORDS
MAY81					
		-0	FLOWERING STEMS	500.00 BUNCHES	1
	PERTH-SW 1813		FLOWERING STEMS	3560.00 BUNCHES	1
AUG81	MOUNT BARKER-SW 2123		FLOWERING STEMS	24.00 BUNCHES	1
UNIDENTIFIED SPECIES					
SEP80	MOUNT BARKER-SW 2123		FLOWERING STEMS	952.00 BUNCHES	1
MAR81		-0	FLOWERING STEMS	230.00 BUNCHES	1
'MALLEE'					
SEP80	PERENJORI-SW 1613		FLOWERING STEMS	53.00 STEMS	1

APPENDIX IV

POOLED WHOLESALERS' DATA ON CUT FLOWERS TRADED DURING AUGUST 1981

Data were supplied by the five major cut-flower wholesalers in Perth. Units were converted to the number of stems for each species. Where inaccurate common names or genus names were used by wholesalers, data were grouped into genera or associated genera. The second section of the list below details the taxa not recorded by pickers but recorded by wholesalers.

Taxa	No. of Stems	Value (\$)
Acacia spp.	700	35
Adenanthos spp.	25 500	512
Agonis/Melaleuca/ Leptospermum ('tea tree')	271 787	10 872
Andersonia spp.	51 617	939
Anigozanthos manglesii	31 600	1 501
Baeckea sp.	6 450	323
Banksia coccinea	52 657	5 266
Banksia grandis	45 610	1 596
Banksia hookerana	59 665	5 967
Banksia laricina	4 734	473
Banksia speciosa	109	12
Beaufortia decussata	13 830	461
Boronia megastigma	888 (kgs)	2 663
Boronia purdieana	37 275	1 491
Callistemon speciosus	1 750	88
Calytrix brachyphylla	1 450	73
Chamelaucium uncinatum	40 212	1 609
Chamelaucium spp.	2 987	120
Conospermum spp.	1 440	36
Crowea angustifolia	7 250	363
Dryandra spp.	117 420	5 871
Helichrysum/Helipterum/ Waitzea/Cephalipterum ('everlastings')	295 320	3 692
Hybanthus floribundus	2 390	120
Hypocalymma robustum	7 287	292
Kingia australis	199	80
Leucopogon polymorphus	12 770	639
Leucopogon verticillatus	17 860	982
Lysinema ciliatum	13 350	534
Podocarpus drouyniana	55 650	1 113
Ptilotus spp.	370	19
Schoenia cassiniana	4 670	234
Selenothamnus helmsii	9 700	970
Stirlingia latifolia	19 260	642
Thryptomene spp.	2 650	106
Verticordia spp.	2 825	113

Appendix IV

Taxa not recorded by pickers in August, 1981.

Anigozanthos viridis	2 080	208
Banksia baxteri	315	32
Banksia menziesii	15	2
Calectasia cyanea	2 520	126
Dodonaea sp.	500	25
Eremophila sp.	1 600	80
Geleznovia verrucosa	46 930	2 347
Hakea platysperma	3 000	300
Kunzea vestita	2 060	82
Restio stenostachyus	900	45
Xylomelum angustifolium	7 600	304
Xylomelum occidentale	5 560	278
TOTAL	1 306 704	54 037

APPENDIX V

CENSUS AND ATLAS OF 150 NATIVE PLANTS USED IN THE WILDFLOWER INDUSTRY IN 1980/81 AND NOT RECORDED BY RYE et al. (1980).

Introduction and Methods

This Appendix provides a census and atlas of 150 species that have been exploited by the Western Australian Wildflower Industry since the report by Rye et al. (1980) was compiled. The list of species was produced by comparing wildflower pickers' data for June '80 to August '81 with the list in Rye et al. (1980). Identifications were made by pickers, although a few specimens submitted by pickers were identified by the staff of the Western Australian Herbarium (PERTH). Hybrids, highly modified cultivars and introduced species were omitted from the list.

Distribution data for the species were obtained from the collection localities recorded on specimens housed in the Western Australian Herbarium. The distribution of each species was plotted on a map divided into a 1° latitude by $1\frac{1}{2}^{\circ}$ longitude grid. This grid was used because it conforms with 1:250 000 topographical survey maps. It may be related to Beard's (1979) Botanical Provinces and it has been used widely by recent Australian biogeographers (Hnatiuk & Maslin, 1980; Rye et al., 1980; Chippendale & Wolf, 1981).

The reports by Hnatiuk & Maslin (1980) and Chippendale & Wolf (1981) were used to map the distributions of Acacia and Eucalyptus respectively. Mr D. McGillivray made available maps of the distribution of Grevillea and Mr P. Weston made available maps of the distribution of Persoonia for incorporation into this atlas.

It is possible that for many of the 150 species, where distribution data were based solely on herbarium specimens, the distribution maps may be incomplete because of poor collection records (Rye et al., 1980). Distributions of species that implied large range disjunctions were re-examined to eliminate mapping errors.

The conservation status of species was investigated by reference to the Western Australian Herbarium collection records and to the reports by Marchant & Keighery (1979) and Leigh et al. (1980).

Results and Discussion

Table 1 provides a census of the 150 commercially exploited species not recorded by Rye et al. (1980) and indicates the purposes for which the species were used. Two groups noted by Rye et al. (1980) as missing from their census, the Orchidaceae and the Stylidiaceae, are represented in this list. Of the species here 57 were exploited by the nursery trade, 68 by the seed trade and 45 by the cut flower trade.

Appendix V

Species names used in the census sometimes differ from those used by wildflower pickers. This was occasionally due to misidentification but was usually due to recent name changes. Table 2 provides a list of old and new names.

In the cut flower trade some names used were pseudo-scientific (Rye *et al.*, 1980) and 'Templetonia', the trade name for Adenanthos obovata, is still in use. While some common names have been correctly applied, others have been incorrectly used or are too general to be of any use. For example 'tea tree' includes species of the genera Agonis, Leptospermum and Melaleuca. Misidentifications by pickers are difficult to detect as the material picked is not sighted but Agonis parviceps, the third most heavily exploited species in the State, was identified by most pickers as Leptospermum sericeum.

TABLE 1

Census of the Commercially Exploited Native Flora of Western Australia

The format and labelling system follows that of Rye *et al.* (1980). Families, genera and species are listed alphabetically within the four vascular plant groups; pteridophytes, gymnosperms, monocotyledons and dicotyledons.

Commercial Exploitation Code (Comm. Expl.)

- C - Cut flower trade
- N - Nursery Trade
- S - Seed Trade

Conservation Status Code

- B & H - Burgman & Hopper (this publication)
- n/m - n : number of 1° x 1½° grid blocks occupied
- m : number of distinct collection localities known.

- M & K - Marchant & Keighery (1979)
- Numerical Code : number of herbarium specimens. 20 should be regarded as equal to or greater than 20.

Category A. No specimen in the Western Australian Herbarium.

Category B. Rare

Category C. Represented in the Western Australian Herbarium only by the Type Specimen.

- Category D. Poorly collected. Less than 5 collections in the Western Australian Herbarium.
- Category E. Restricted to localities less than 100 km apart.
- Category F. Restricted to localities less than 160 km apart.
- LBH - Leigh, Briggs & Hartley (1981).
- '1' Species known only from the type collection.
- '2' Species with a very restricted distribution in Australia and with a maximum geographic range of less than 100 km.
- '3' Species with a range over 100 km in Australia but occurring only in small populations which are mainly restricted to highly specific habitats.
- X. Species presumed extinct.
- E. Endangered species in serious risk of disappearing from the wild state within one or two decades if present land use or other causal factors continue to operate.
- V. Vulnerable species not presently endangered but at risk over a longer period through continued depletion, or which largely occur on sites likely to experience changes in land use which would threaten the survival of the species in the wild.
- R. Species which are rare in Australia but which are not currently considered endangered or vulnerable.
- K. Poorly known species that are suspected, but not definitely known, to belong to any of the above categories.
- C. Species known to be represented within a national park or other proclaimed reserve.

Appendix V

	Comm. Expl.	Conservation Status Code		
		M&K	LBH	B&H
PTERIDOPHYTA				
ADIANTACEAE				
Cheilanthes tenuifolia (Burm.f.) Sw.	N	-	-	-
LINDSAEACEAE				
Lindsaea ensifolia Sw.	S	-	-	2/24
MARSILIACEAE				
Marsilea drummondii R.Br.	N	-	-	-
SCHIZAEACEAE				
Lygodium japonicum (Thunb.) Swartz	S	-	-	-
SPERMATOPHYTA - GYMNOSPERMAE				
CUPRESSACEAE				
Callitris intratropica R.T. Baker	S	-	-	-
CYCADACEAE				
Cycas pruinosa Maconochia	S	2D	-	-
SPERMATOPHYTA - ANGIOSPERMAE - MONOCOTYLEDONAE				
CYPERACEAE				
Lepidosperma effusum Benth.	C	-	-	-
DIOSCOREACEAE				
Dioscorea bulbifera L.	S	-	-	-
HAEMODORACEAE				
Blancoa canescens (Lindl.) Baill.	N	-	-	-

	Comm. Expl.	Conservation Status Code		
		M&K	LBH	B&H
IRIDACEAE				
Orthrosanthus polystachyus Benth.	S	-	-	1/1
LILIACEAE				
Stypandra imbricata R.Br.	S	-	-	-
Thysanotus glaucus Endl.	N	2D	2E	2/2
ORCHIDACEAE				
Caladenia dilatata R.Br.	C	-	-	-
filamentosa R.Br.	C	-	-	-
flava R.Br.	C	-	-	-
gemmata Lindl.	C	-	-	-
hirta Lindl.	C	-	-	-
patersonii R.Br.	C	-	-	-
Diurus longifolia R.Br.	C	-	-	-
Elythranthera brunonis (Endl.) A.S. George	C	-	-	-
Pterostylis recurva Benth.	C	-	-	-
POACEAE				
Spinifex hirsutus Labill.	S	-	-	-
longifolius R.Br.	S	-	-	-
Themeda australis (R.Br.) Stapf.	C	-	-	-
XANTHORRHOEACEAE				
Dasyogon hookeri Drumm. ex F. Muell.	C	11E	-	-
Lomandra endlicheri (F. Muell.) Ewart.	C	-	-	-
SPERMATOPHYTA - ANGIOSPERMAE - DICOTYLEDONAE				
AIZOACEAE				
Tetragonia decumbens Miller	S	-	-	2/2

Appendix V

	Comm. Expl.	Conservation Status Code		
		M&K	LBH	B&H
APIACEAE				
Trachymene anisocarpa	S	-	-	-
Xanthosia tomentosa A.S. George	N	11E	2RC	3/12
ASTERACEAE				
Craspedia uniflora G. Forster	S	-	-	-
Myriocephalus helichrysoides A. Gray.	C S	-	-	3/6
Schoenia *cassiniana (Gaud.) Steetz	C S	-	-	-
CAESALPINIACEAE				
Cassia ferraria Symon.	S	-	-	3/3
glutinosa DC.	S	-	-	-
helmsii Symon.	S	-	-	-
pruinosa F. Muell.	S	-	-	-
CHENOPODIACEAE				
Atriplex bunburyana F. Muell.	S	-	-	-
rhagodioides F. Muell.	S	-	-	-
Maireana polypterygia (Diels) P.G. Wilson	S	-	-	-
DILLENIACEAE				
Hibbertia conspicua (Drumm. & Harv.) Gilg.	N	-	-	-
gracilipes Benth.	CN	-	-	2/11
lasiopus Benth.	N	20E	3V	2/18
subvaginata (Steud.) F. Muell.	N	-	-	-
DROSERACEAE				
Drosera bulbosa Hook.	N	-	-	-
erythrorrhiza Lindl.	N	-	-	-
heterophylla Lindl.	N	-	-	-
macrophylla Lindl.	N	-	-	-
menziesii R.Br.	CNS	-	-	-
stolonifera Endl.	CN	-	-	-
stricticaulis (Diels) O.H.Sargent	N	-	-	3/8
zonaria Planch.	N	-	-	-

	Comm. Expl.	Conservation Status Code		
		M&K	LBH	B&H
EPACRIDACEAE				
Andersonia				
*simplex (Stschegl.) Druce	C	20F	-	3/19
Leucopogon				
obovatus (Labill) R.Br.	C	-	-	-
propinquus R.Br.	S	-	-	-
pulchellus Sond.	CN	-	-	-
Sphenotoma				
gracile (R.Br.) Sweet.	NS	-	-	-
FABACEAE				
Bossiaea				
laidlawiana Tovey & Morris	S	-	2RC	2/8
webbii F. Muell.	S	R	-	2/6
Chorizema				
glycinifolium (Sm.) Druce	-	-	-	-
Cupulanthus				
bracteolosus (F. Muell.) Hutch.	S	-	-	2/5
Daviesia				
juncea Sm.	S	-	-	3/5
Gastrolobium				
floribundum S. Moore.	C	-	-	-
Sphaerolobium				
alatum Benth.	S	-	3RC	3/15
GOODENIACEAE				
Dampiera				
lavandulacea Lindl.	C	-	-	-
sacculata (F. Muell.) Benth.	C	-	-	-
scaevolina C.A. Gardner	C	-	-	3/7
Goodenia				
affinis De Vriese.	C	-	-	-
concinna Benth.	C	-	-	-
Scaevola				
oldfieldii F. Muell.	N	1D	2K	1/1
phlebopetala F. Muell.	N	-	-	3/4
LENTIBULARIACEAE				
Utricularia				
menziesii R.Br.	N	-	-	-
MELIACEAE				
Owenia				
vernica F. Muell.	S	-	-	-

Appendix V

	Comm. Expl.	Conservation Status Code		
		M&K	LBH	B&H
MIMOSACEAE				
Acacia				
acradenia	S	-	-	-
craspedocarpa F. Muell.	S	-	-	-
lateriticola Maslin	S	-	-	-
maitlandii F. Muell.	S	-	-	-
pachyacra Maiden & Blakely	S	-	-	-
paradoxa DC.	S	-	-	-
pruinocarpa Tindale	S	-	-	-
sulcata R.Br.	C	-	-	-
tetragonophylla F. Muell.	S	-	-	-
MYOPORACEAE				
Eremophila				
foliosissima Kraenzlin	NS	-	-	-
longifolia F. Muell.	S	-	-	-
oldfieldii F. Muell.	N	-	-	-
punicea S. Moore	N	-	-	-
MYRTACEAE				
Calothamnus				
pinifolius F. Muell.	S	20E	2VC	4/16
Calytrix				
brachyphylla Turcz.	CN	-	-	-
decandra (R.Br.) DC.	C	-	-	-
Eucalyptus				
carnei C.A. Gardn.	S	-	-	-
patellaris F. Muell.	S	-	-	-
Kunzea				
vestita Reichb.	CN	-	-	3/7
Leptospermum				
laevigatum (Gaertn.) F. Muell.	S	-	-	1/1
Thryptomene				
aspera E. Pritzel	N	-	-	-
denticulata (F. Muell.) Benth.	C	-	-	1/1
tuberculata	C	-	-	-
Verticordia				
habrantha Schau.	CS	-	-	-
ovalifolia Meissn.	C	-	-	-
pholidophylla F. Muell.	C	-	-	-
Wehlia				
coarctata F. Muell.	N	-	-	1/1
PROTEACEAE				
Adenanthos				
barbigerus Lindl.	N	-	-	-
*cygnorum Diels	C	-	-	-
detmoldii F. Muell.	C	13B	2EC	1/3

	Comm. Expl.	Conservation Status Code		
		M&K	LBH	B&H
<i>Conospermum</i>				
<i>brachyphyllum</i> Lindl.	N	-	-	3/4
<i>caeruleum</i> R.Br.	NS	-	-	-
<i>Dryandra</i>				
<i>falcata</i> R.Br.	CN	-	-	-
<i>patens</i> Benth.	S	14F	-	-
<i>plumosa</i> R.Br.	N	19F	-	3/12
<i>preissii</i> Meisn.	S	8B	2V	1/4
<i>stuposa</i> Lindl.	CS	10F	3RC	-
<i>tenuifolia</i> R.Br.	NS	-	-	-
<i>Grevillea</i>				
<i>pulchella</i> Meisn.	S	-	-	-
<i>quercifolia</i> R.Br.	N	-	-	-
<i>shuttleworthiana</i> Meissn.	N	-	-	-
<i>Hakea</i>				
<i>verrucosa</i> F.Muell.	S	-	-	-
<i>Isopogon</i>				
<i>baxteri</i> R.Br.	NS	12E	2RC	1/12
<i>Lambertia</i>				
<i>inermis</i> R.Br.	N	-	-	-
<i>uniflora</i> R.Br.	N	-	2RC	3/13
<i>Persoonia</i>				
<i>articulata</i> R.Br.	S	-	-	3/4
<i>elliptica</i> R.Br.	S	-	-	-
<i>longifolia</i> R.Br.	S	-	-	-
<i>Stirlingia</i>				
<i>tenuifolia</i> (R.Br.) Steud.	NS	-	-	-
<i>Synaphea</i>				
<i>petiolaris</i> R.Br.	C	-	-	-
<i>reticulata</i> (Sm.) C.A. Gardn.	N	-	-	-
RHAMNACEAE				
<i>Trymallium</i>				
<i>floribundum</i> (Steud.) Ostf.	S	-	-	-
<i>myrtilus</i> S. Moore	N	-	-	-
RUTACEAE				
<i>Boronia</i>				
<i>coerulescens</i> F. Muell.	N	-	-	-
<i>fastigiata</i> Benth.	CN	-	-	-
<i>inornata</i> Turcz.	C	-	-	-
<i>molloyae</i> Drumm.	N	-	-	-
<i>ramosa</i> (Lindl.) Benth.	N	-	-	-
<i>stricta</i> Bartl.	S	-	-	-
<i>Eriostemon</i>				
<i>brucei</i> F. Muell.	N	-	-	-
SAPINDACEAE				
<i>Dodonaea</i>				
<i>physocarpa</i> F. Muell.	S	-	-	-

Appendix V

	Comm. Expl.	Conservation Status Code		
		M&K	LBH	B&H
STACKHOUSIACEAE				
Stackhousia brunonis Benth.	C	-	-	-
STERCULIACEAE				
Thomasia tenuivesta F. Muell.	N	-	2K	3/5
STYLIDIACEAE				
Stylidium				
articulatum R.Br.	S	-	-	1/1
assimile R.Br.	S	-	-	-
brunonianum Benth.	S	-	-	-
plantagineum Sond.	S	-	-	1/1
repens R.Br.	N	-	-	-
scandens R.Br.	S	-	-	-
spathulatum R.Br.	NS	-	-	-
spinulosum R.Br.	S	-	-	-
violaceum R.Br.	S	-	-	3/6
THYMELAEACEAE				
Pimelia				
floribunda Meissn.	CN	-	-	-
longiflora R.Br.	N	-	-	-
TREMANDRACEAE				
Tetradlea				
hirsuta Lindl.	N	-	-	-
hispidissima Steetz.	N	6E	2V	-
setigera Endl.	NS	-	-	-
VIOLACEAE				
Hybanthus				
calycinus (Steud.) F. Muell.	N	-	-	-

TABLE 2

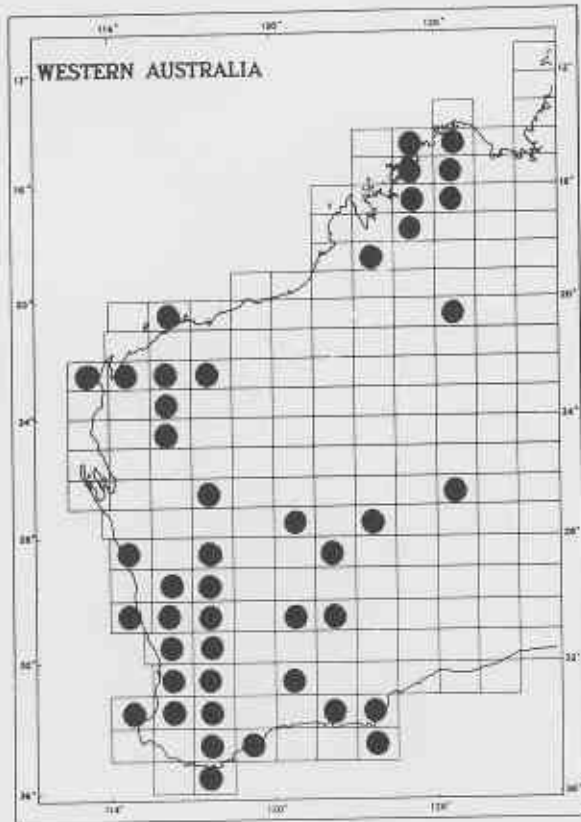
Species Nomenclature : outdated and misapplied names of commercially exploited species. Correct names were provided by staff of the Western Australian Herbarium (see Green, 1981)

Outdated/Misapplied Name	Correct Name
<u>Acacia armata</u>	<u>Acacia paradoxa</u> DC.
<u>Acacia prossiniana</u>	<u>Acacia hemiteles</u> Benth.
<u>Acacia umbellata</u>	<u>Acacia academia</u> A.Cunn. ex Benth.
<u>Banksia prostrata</u> R.Br.	<u>Banksia gardneri</u> A.S. George
<u>Boronia elatior</u>	<u>Boronia molloyae</u> Drumm.
<u>Casuarina glauca</u>	<u>Casuarina obesa</u> Miq.
<u>Chorizema angustifolium</u>	<u>Chorizema glycinifolium</u> (Sm.) Druce.
<u>Craspedia richea</u> Caff.	<u>Craspedia uniflora</u> G. Forster
<u>Cycas media</u>	<u>Cycas armstrongii</u> Miq.
<u>Patersonia xanthina</u> F. Muell.	<u>Patersonia umbrosa</u> Endl.
<u>Platytheca hirsuta</u>	<u>Tetratheca hirsuta</u> Lindl.
<u>Platytheca verticillata</u>	<u>Platytheca galioides</u> Steetz
<u>Tetratheca viminea</u> Lindl.	<u>Tetratheca hirsuta</u> Lindl.
<u>Trymallium spathulatum</u> (Labill.) Ostf.	<u>Trymallium floribundum</u> (Steud.) Ostf.

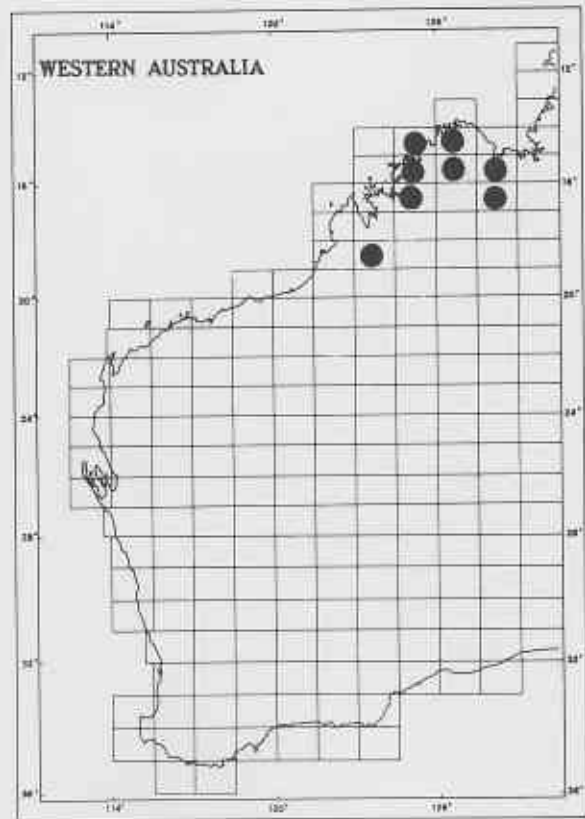
PTERIDOPHYTA

ADIANTACEAE LINDSAEACEAE

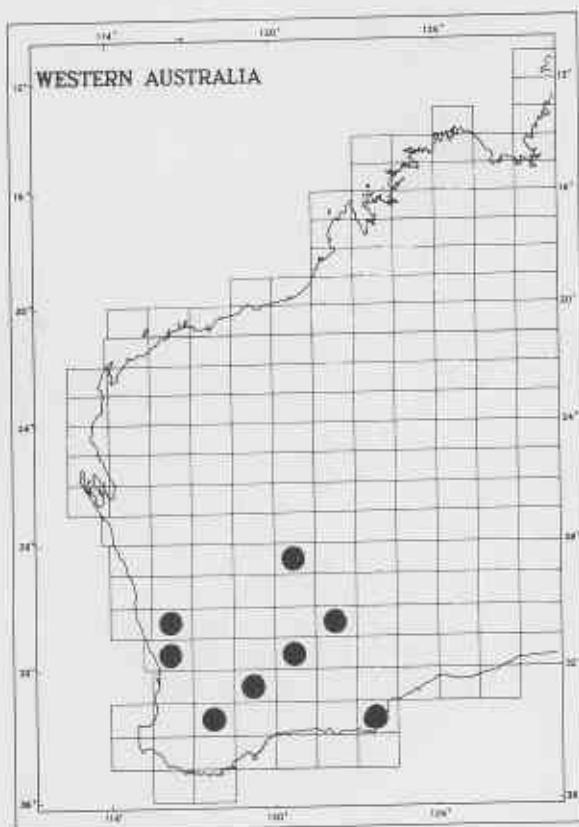
MARSILIACEAE SCHIZAEACEAE



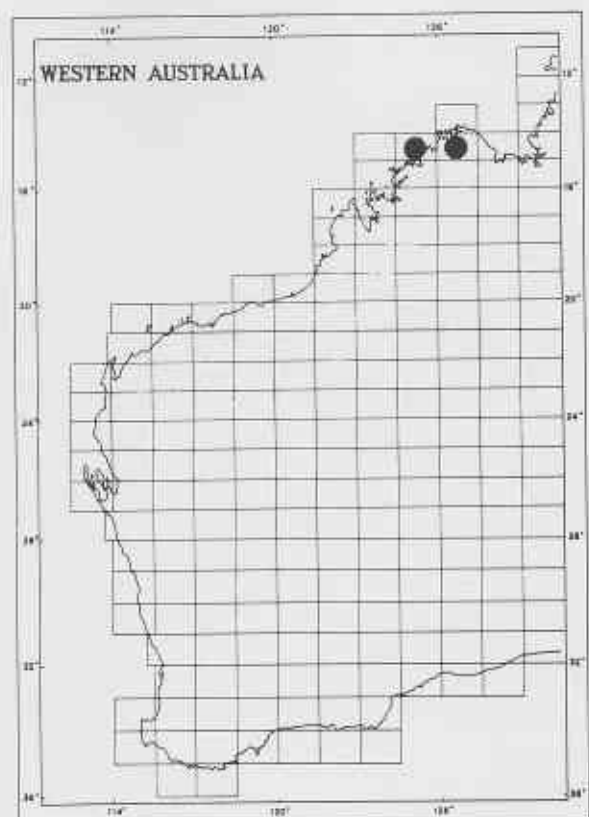
Cheilanthes tenuifolia (N)



Lindsaea ensifolia (S)



Marsilea drummondii (N)

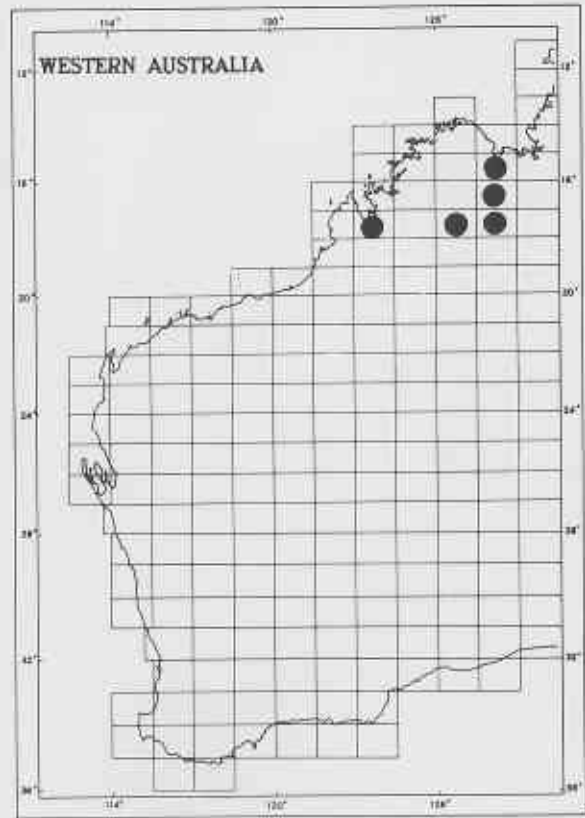
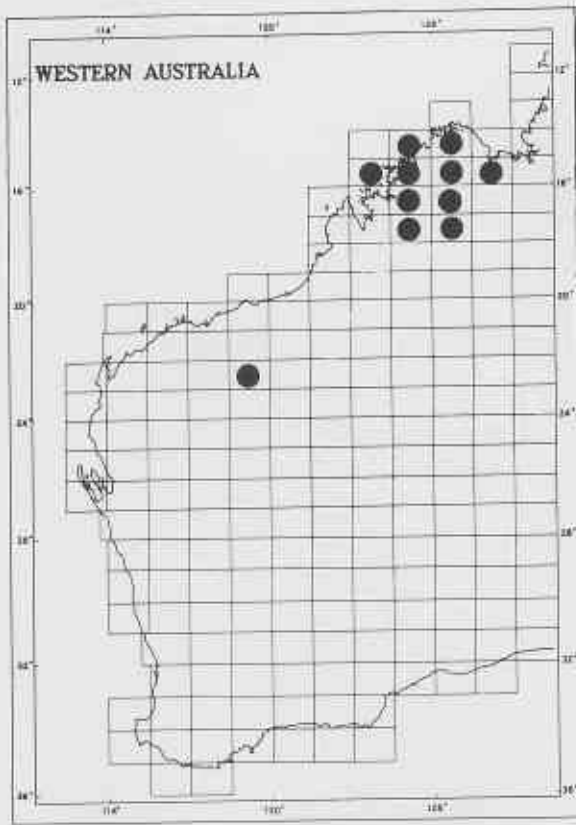


Lygodium japonicum (S)

SPERMATOPHYTA-GYMNOSPERMAE

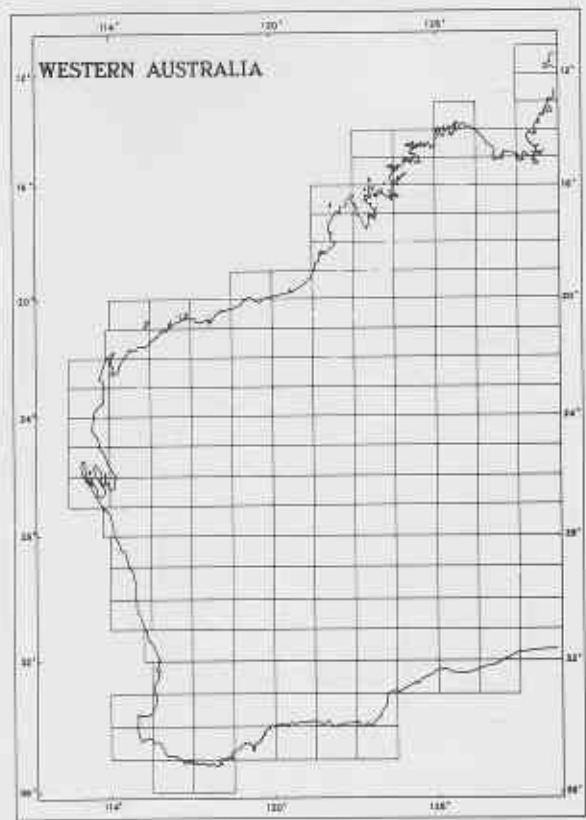
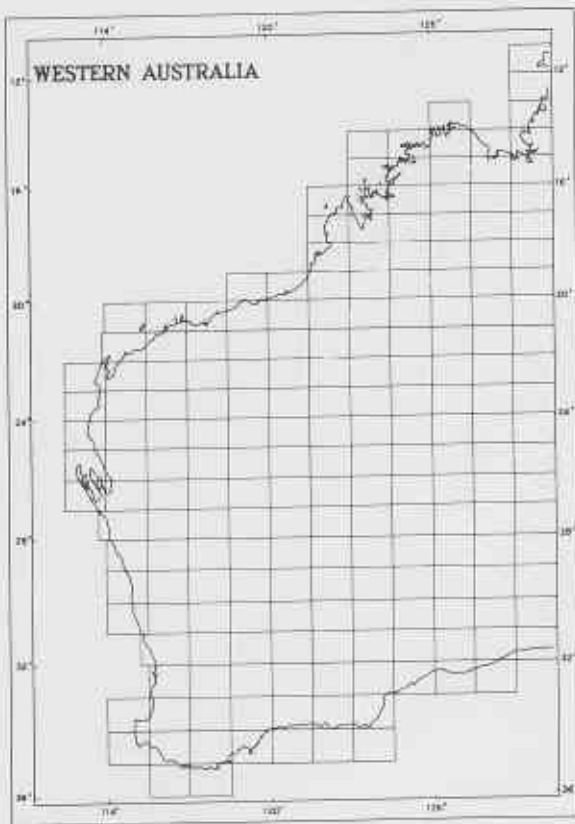
CUPRESSACEAE

CYCADACEAE



Callitris intratropica (S)

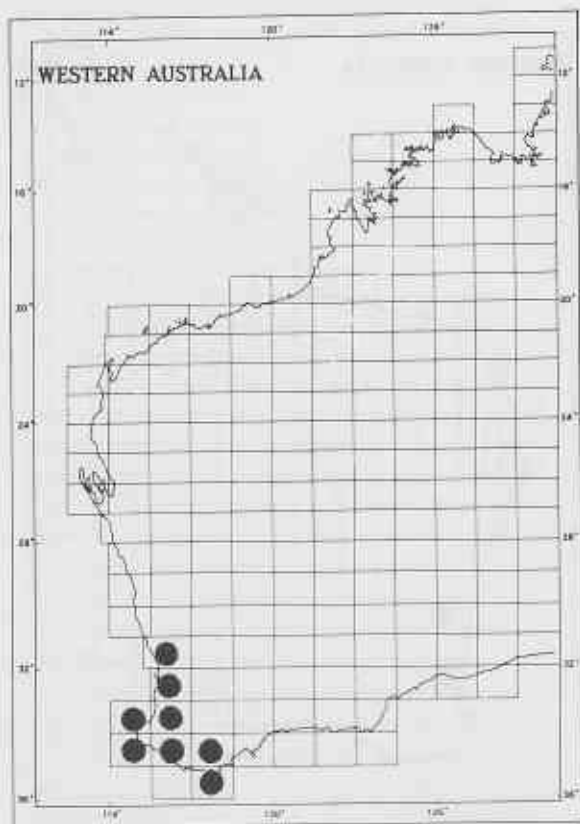
Cycas pruinosa (S)



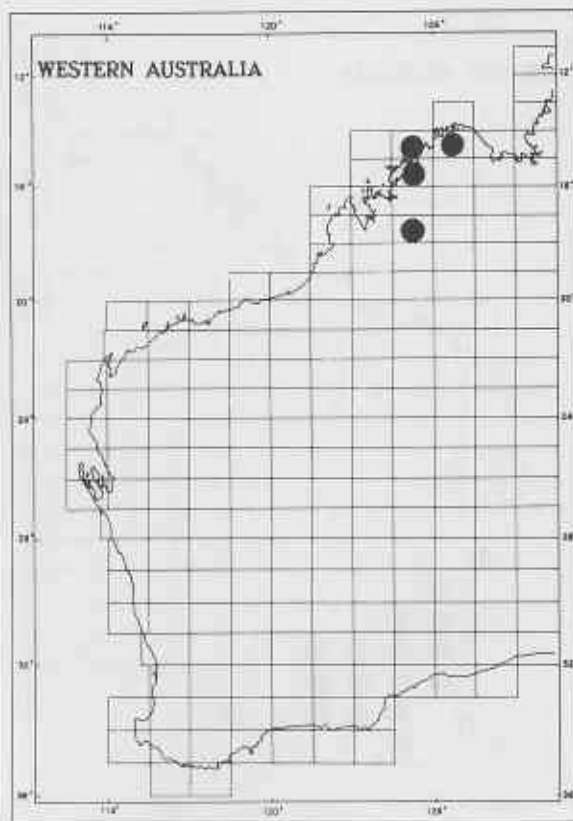
SPERMATOPHYTA-ANGIOSPERMAE-MONOCOTYLEDONAE

CYPERACEAE DIOSCOREACEAE

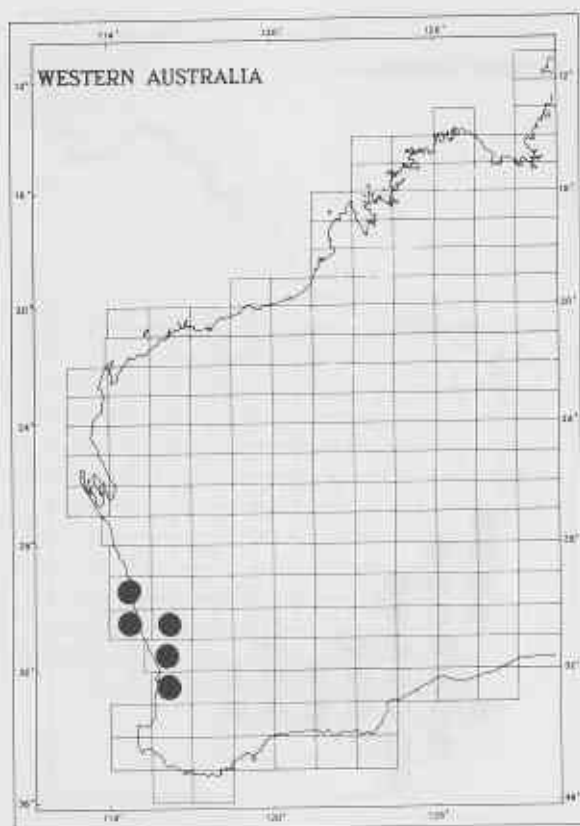
HAEMODORACEAE IRIDACEAE



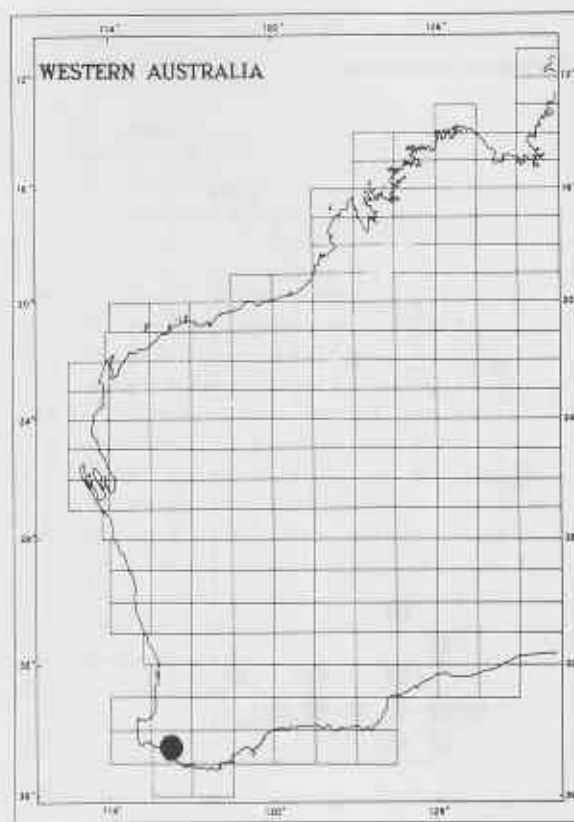
Lepidosperma effusum (C)



Dioscorea bulbifera (S)



Blancoa canescens (N)

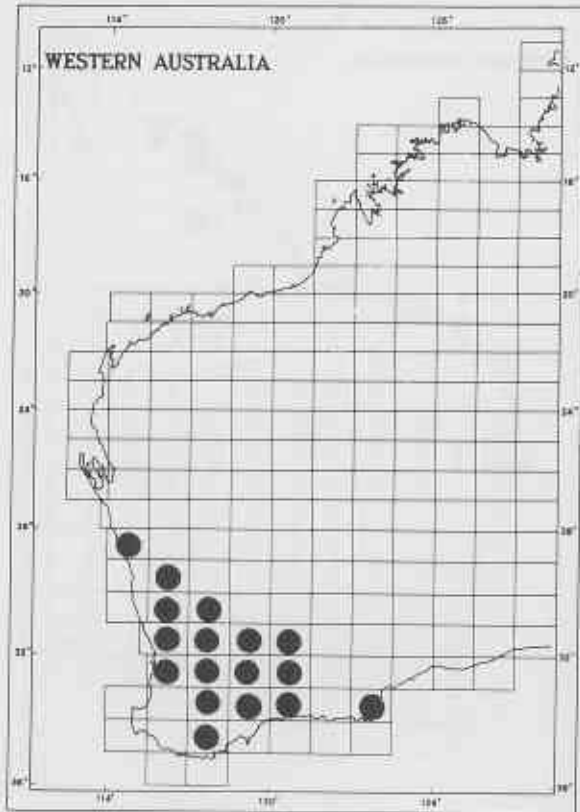


Orthrosanthus polystachyus (S)

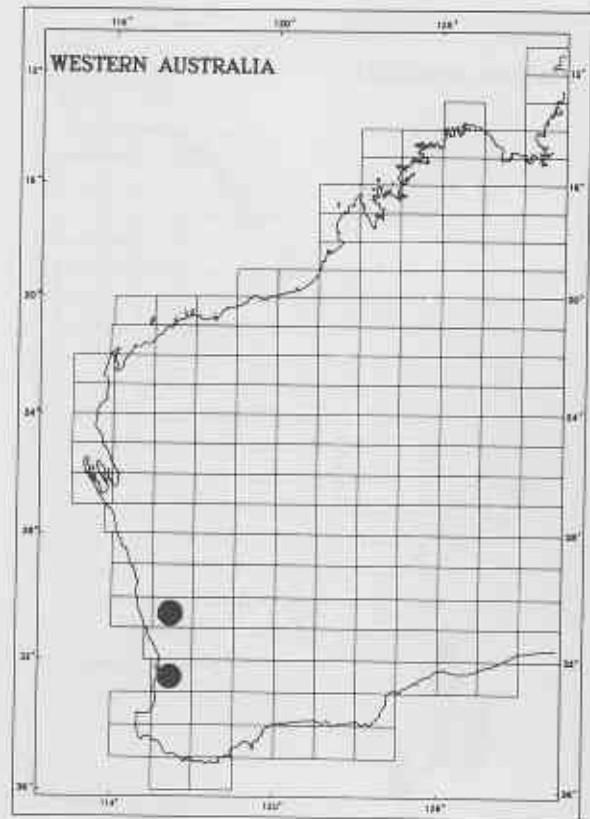
Appendix V

LILIACEAE

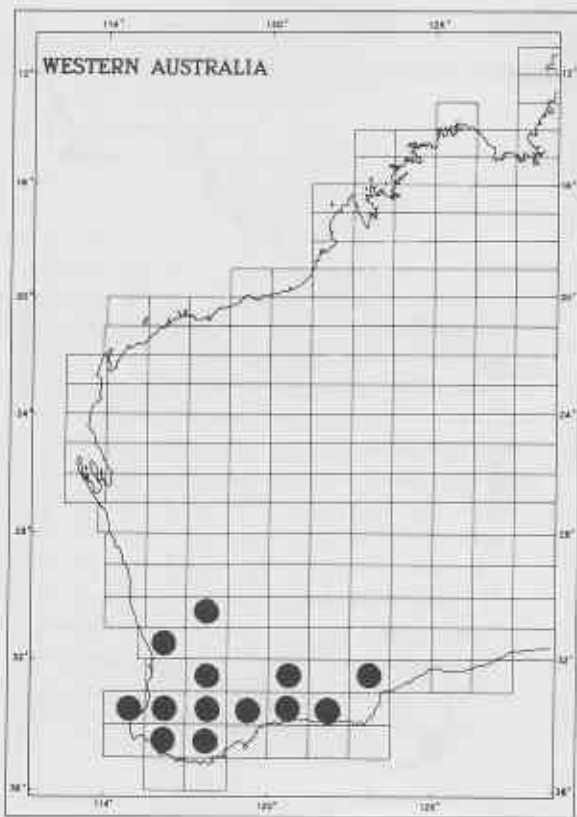
ORCHIDACEAE



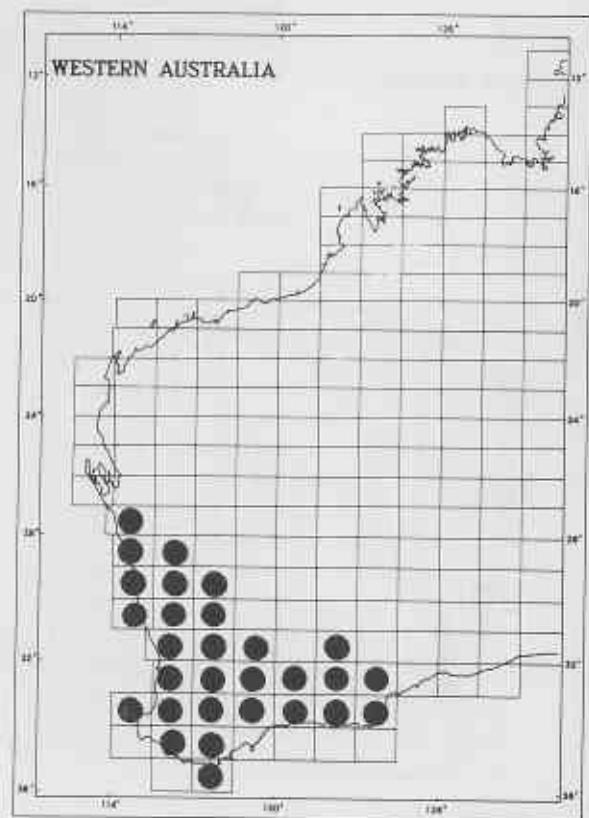
Stypandra imbricata (S)



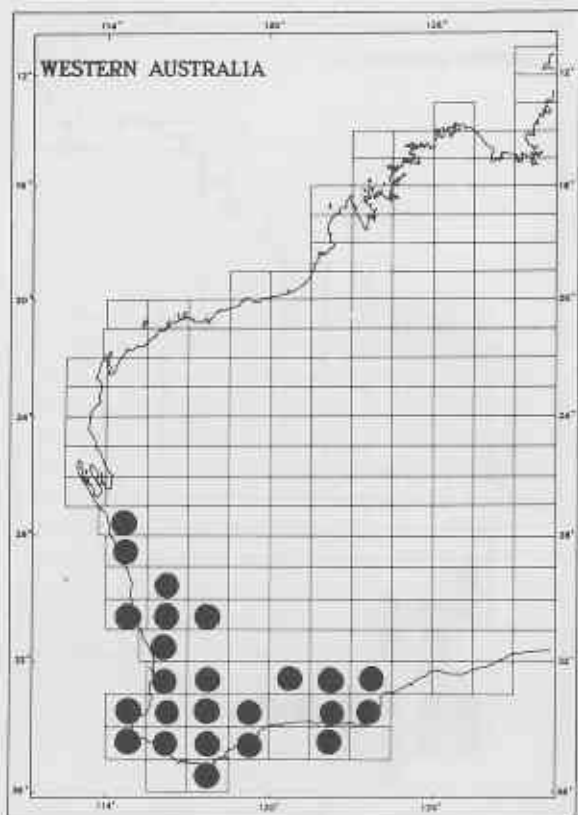
Thysanotus glaucus (N)



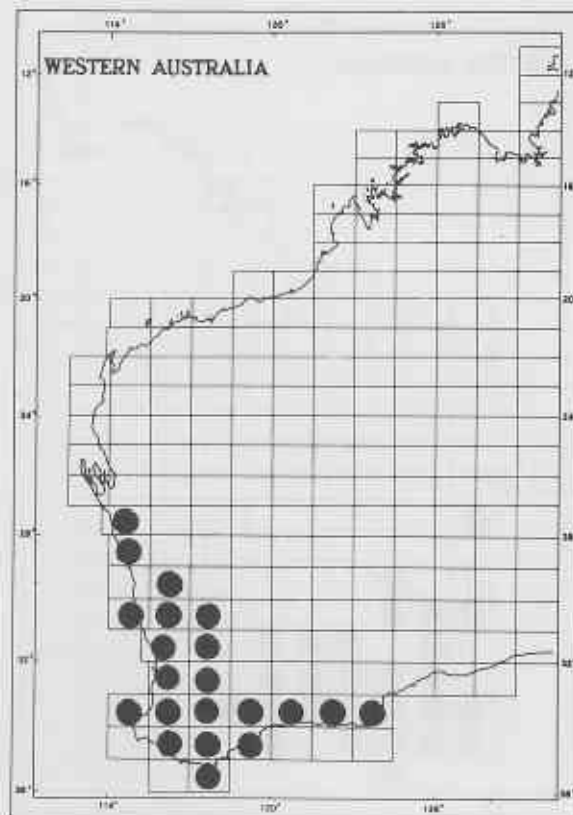
Caladenia dilatata (C)



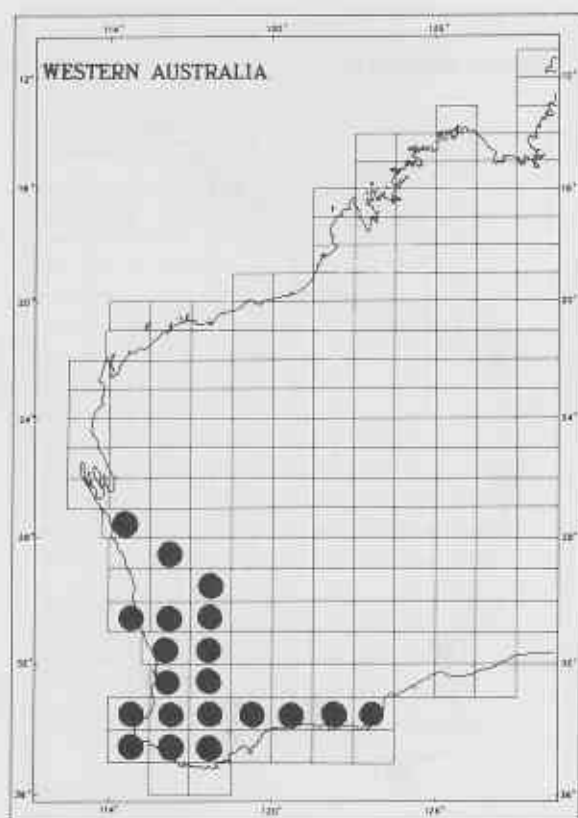
Caladenia filamentosa (C)



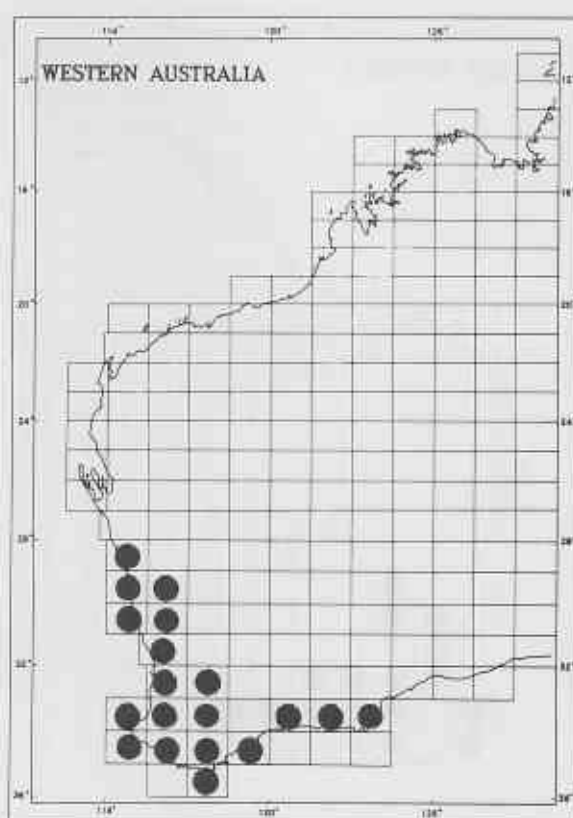
Caladenia flava (C)



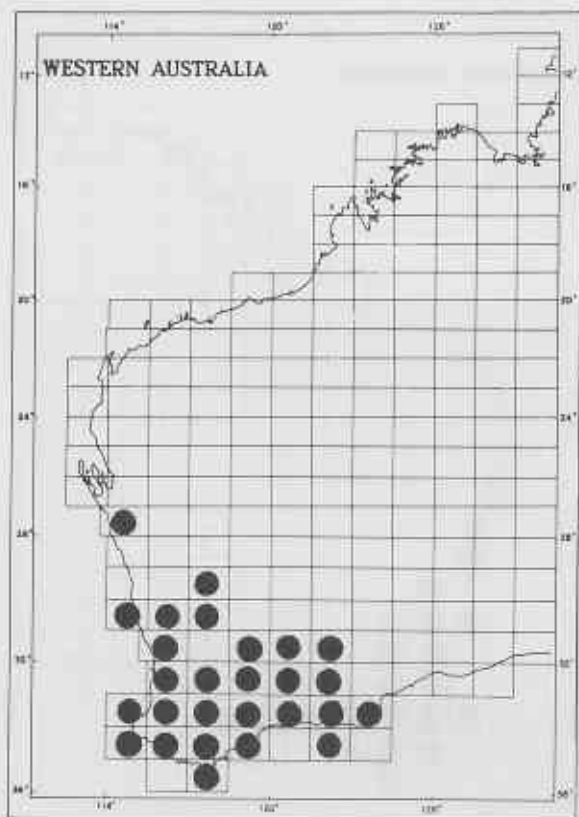
Caladenia gemmata (C)



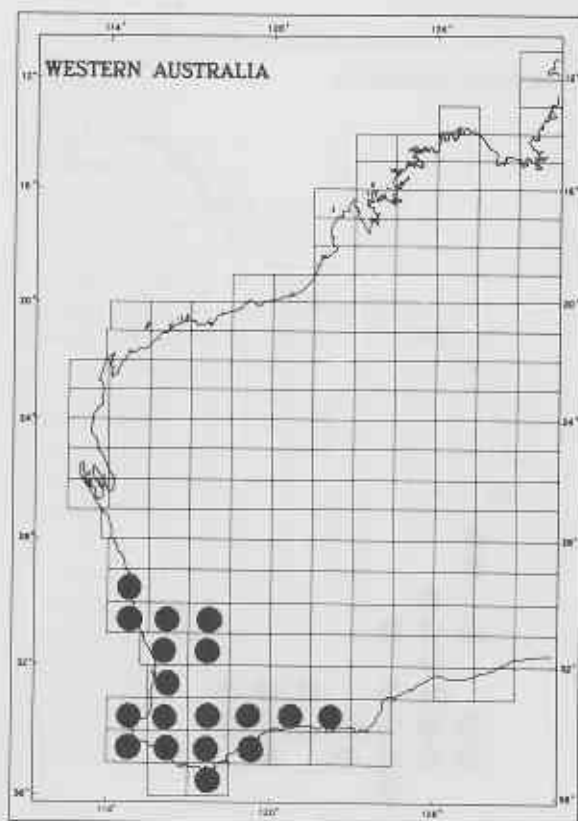
Caladenia hirta (C)



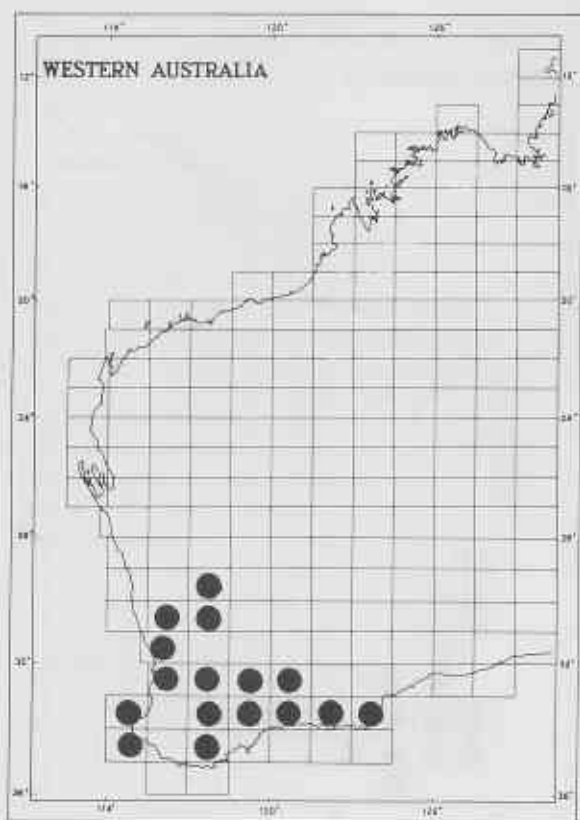
Caladenia patersonii (C)



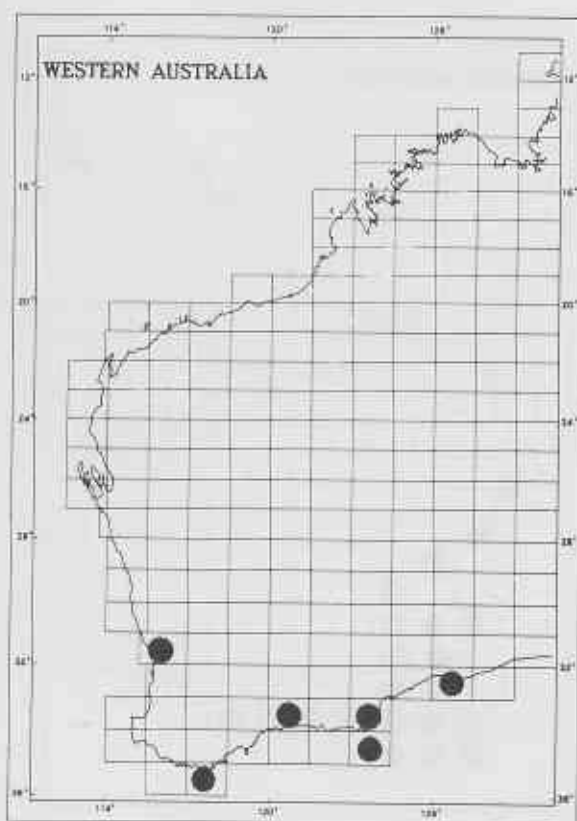
Diuris longifolia (C)



Elythranthera brunonis (C)

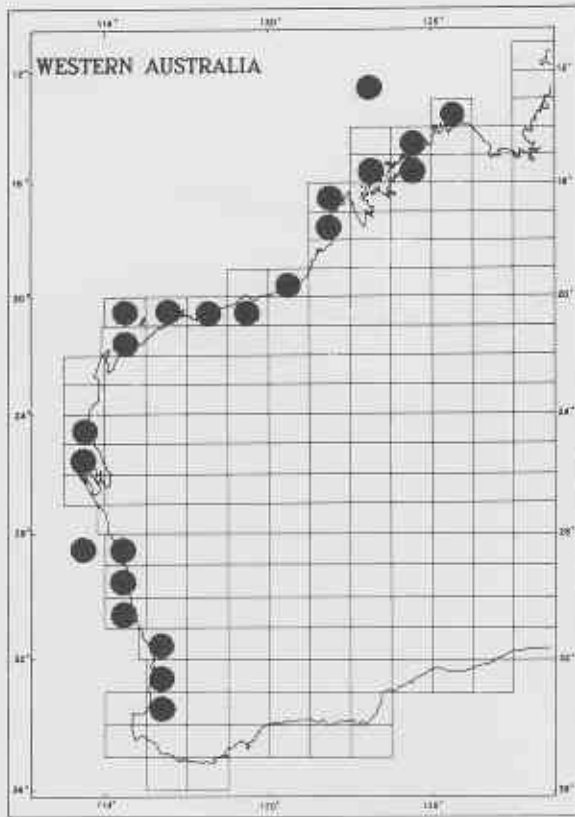


Pterostylis recurva (C)

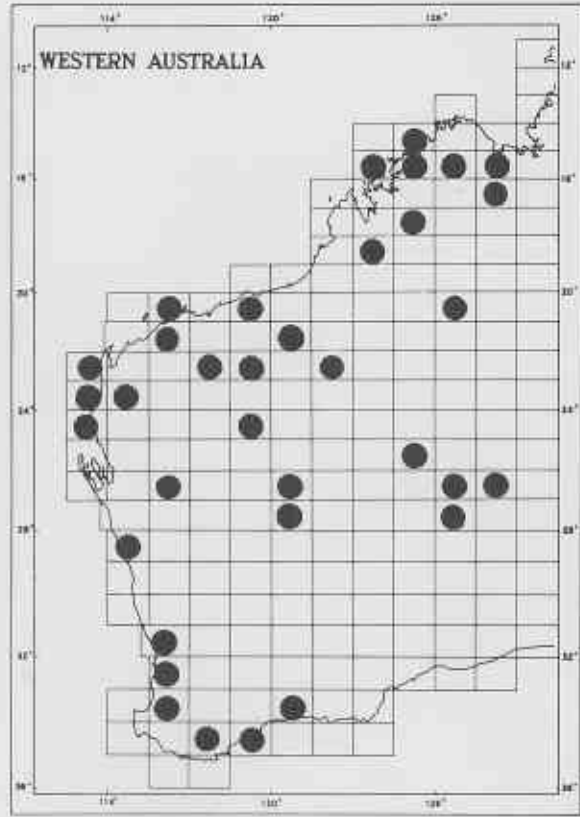


Spinifex hirsutus (S)

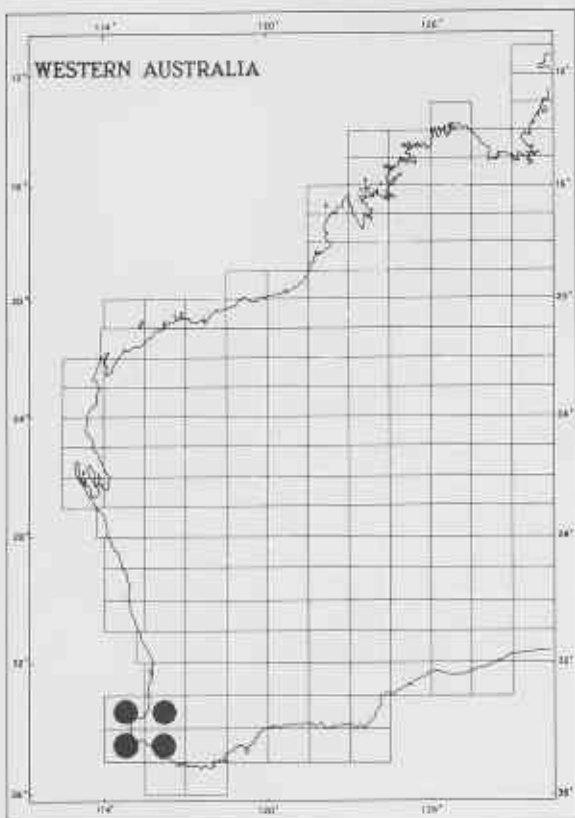
POACEAE



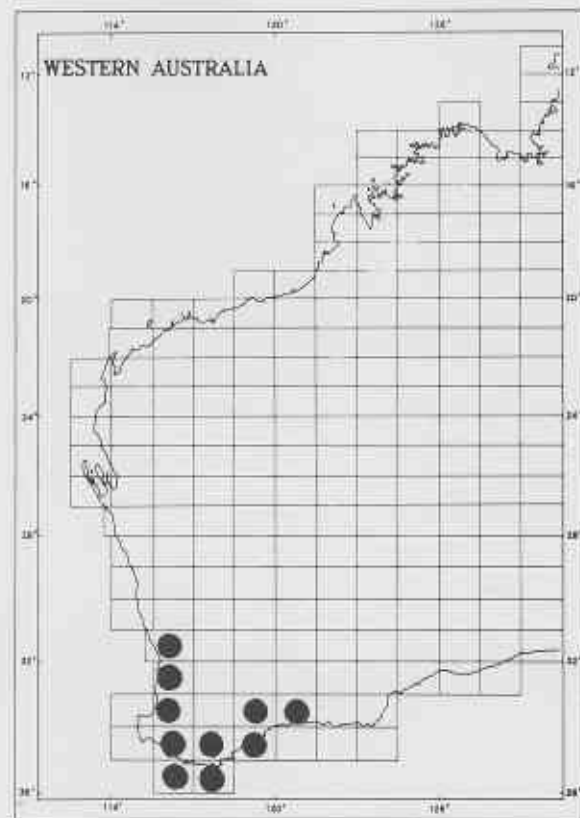
Spinifex longifolius (S)



Themeda australis (C)



Dasypogon hookeri (C)

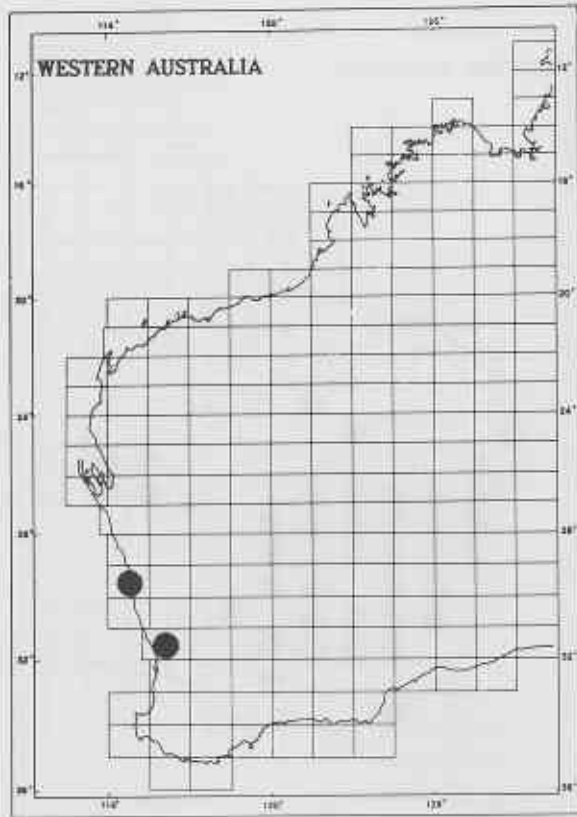


Lomandra endlicheri (C)

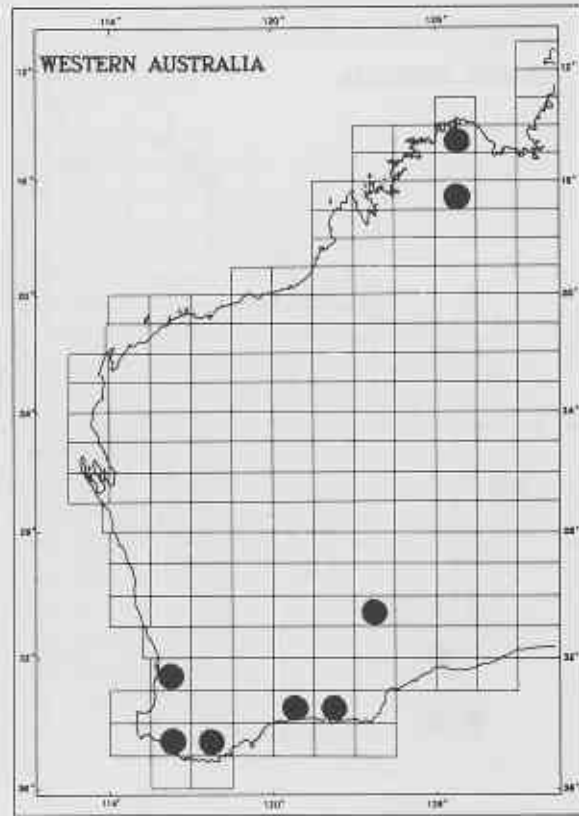


SPERMATOPHYTA-ANGIOSPERMAE-DICOTYLEDONAE

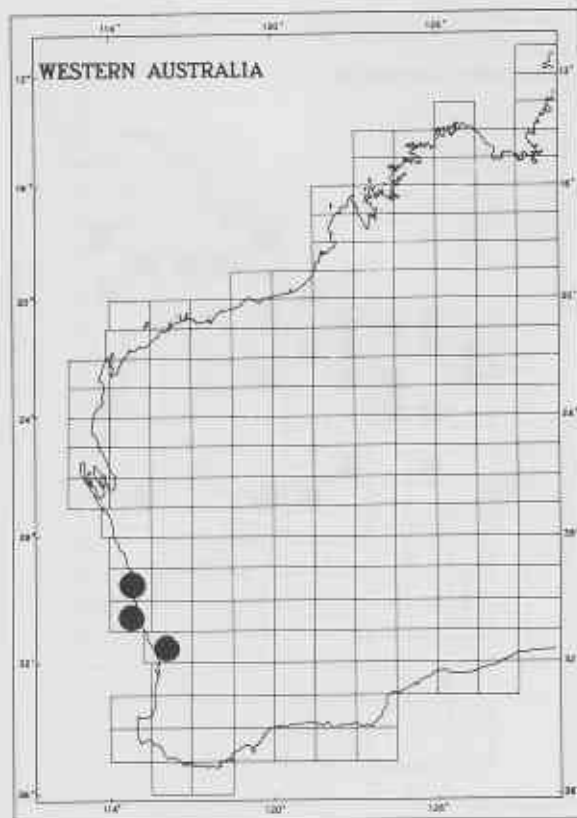




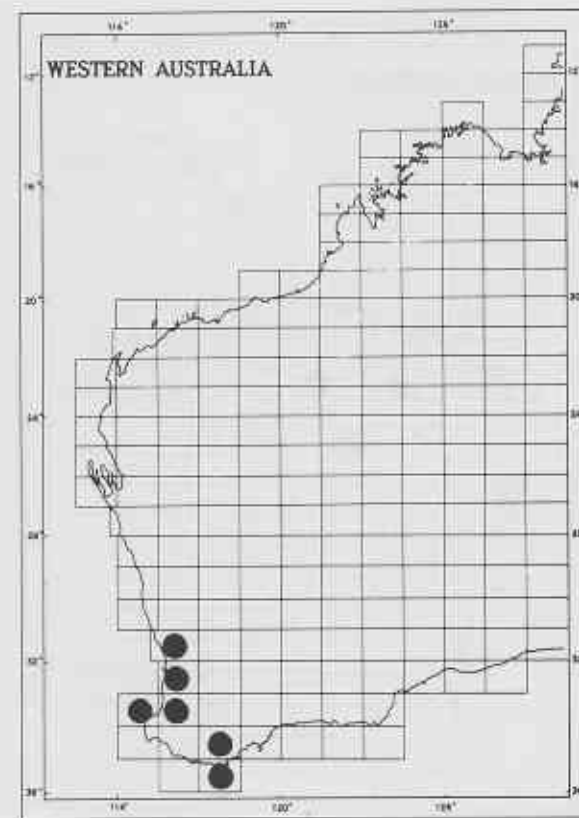
Tetragonia decumbens (S)



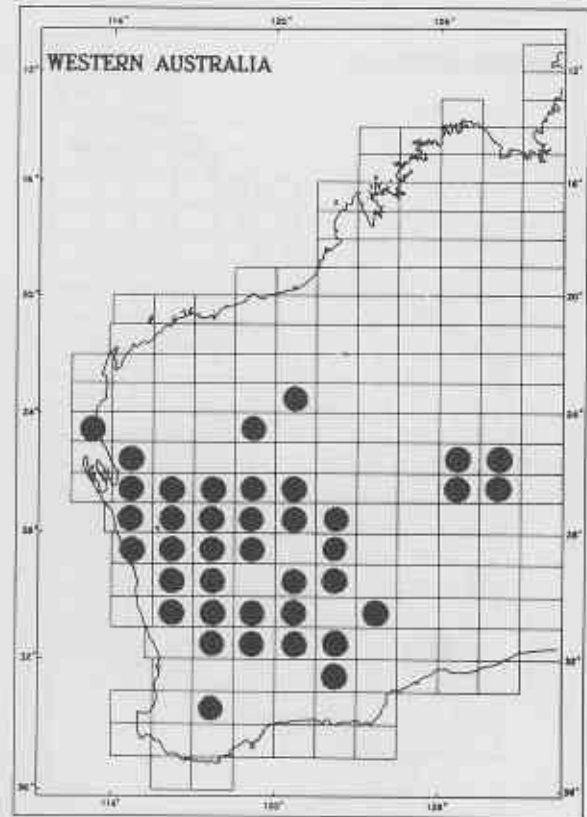
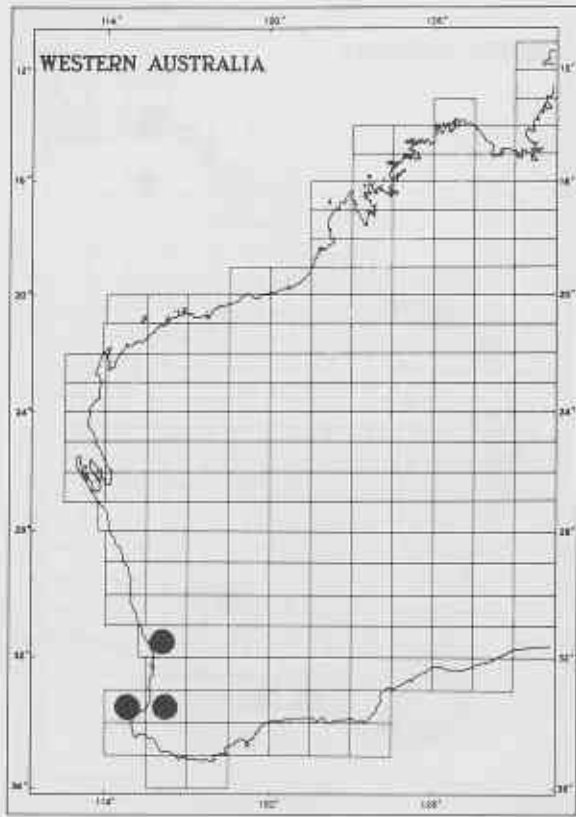
Trachymene anisocarpa (S)



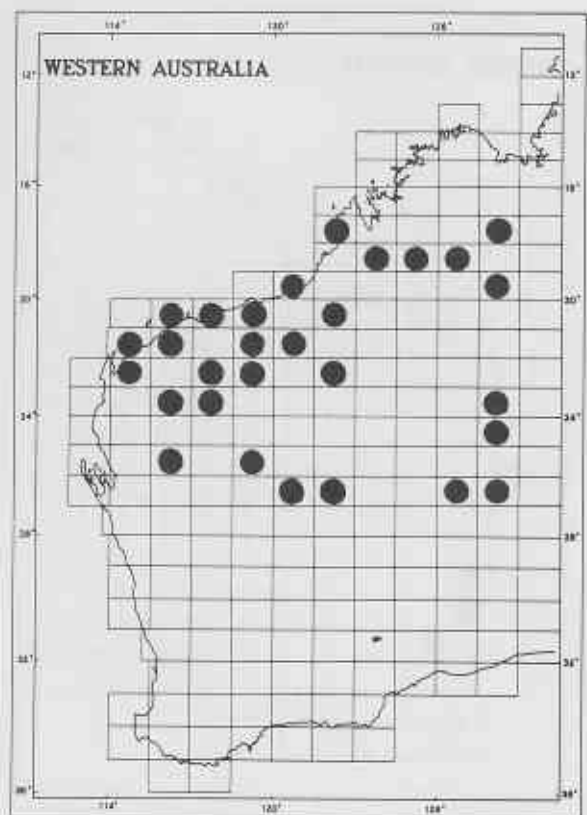
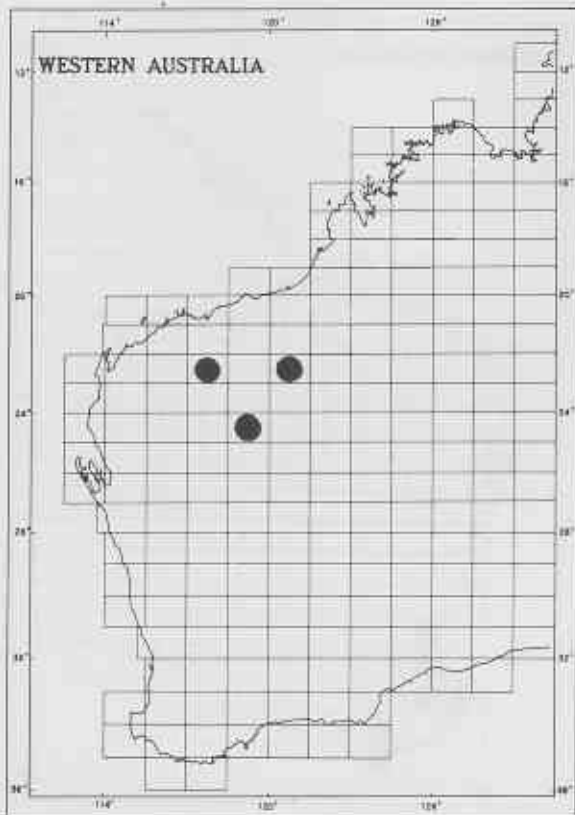
Xanthosia tomentosa (N)



Craspedia uniflora (S)



Myriocephalus helichrysoides (CS) *Schoenia cassiniana* (CS)

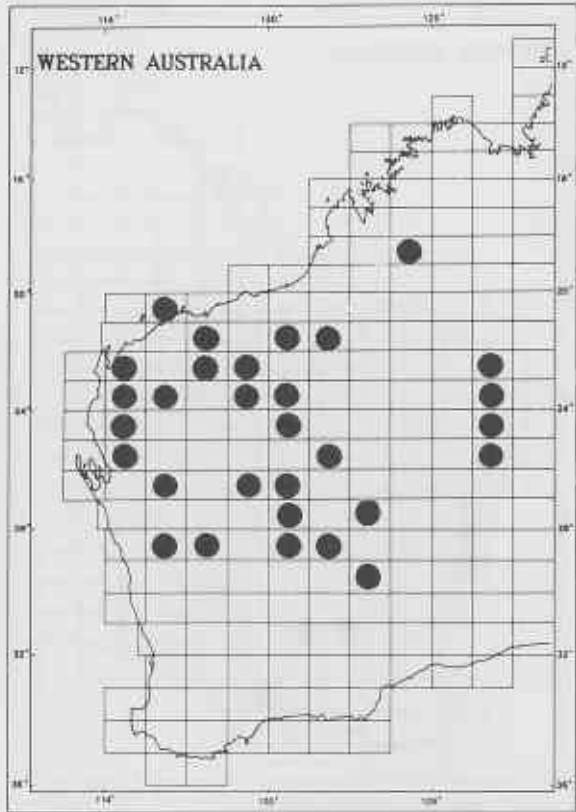


Cassia ferraria (S)

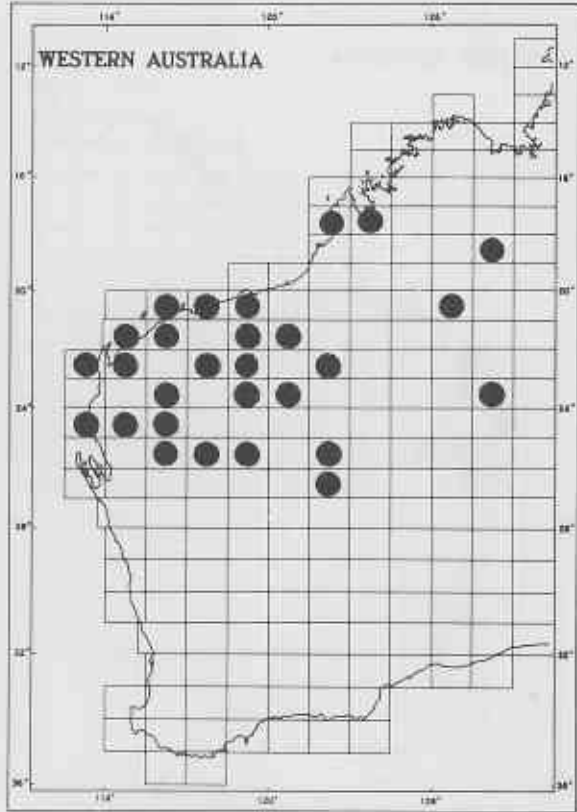
Cassia glutinosa (S)

CAESALPINIACEAE

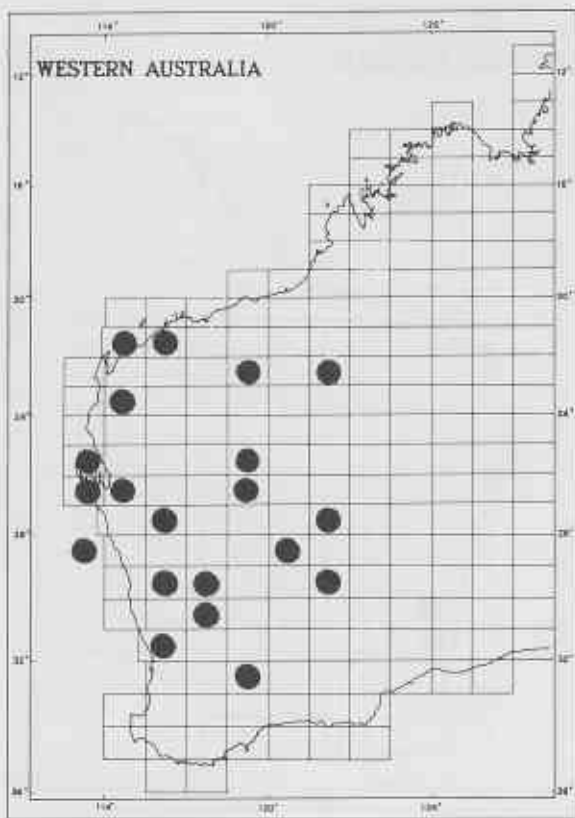
CHENOPODIACEAE Appendix V



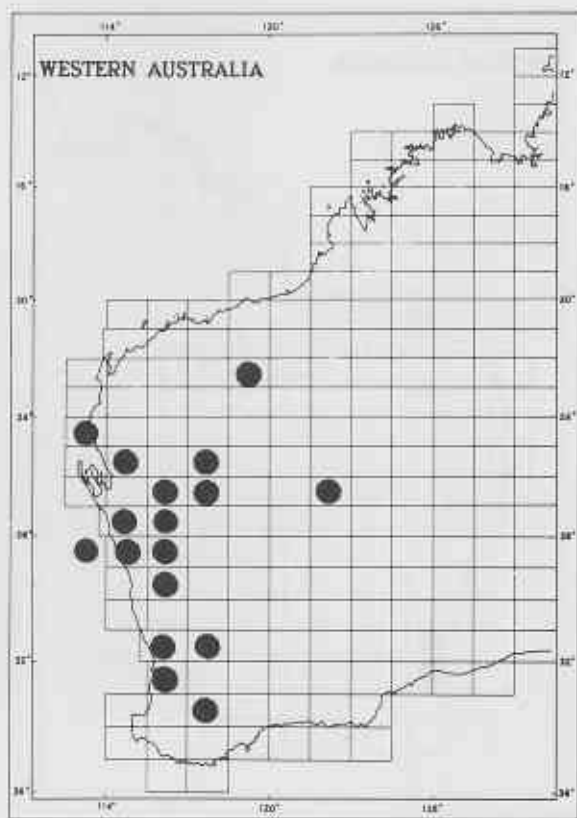
Cassia helmsii (S)



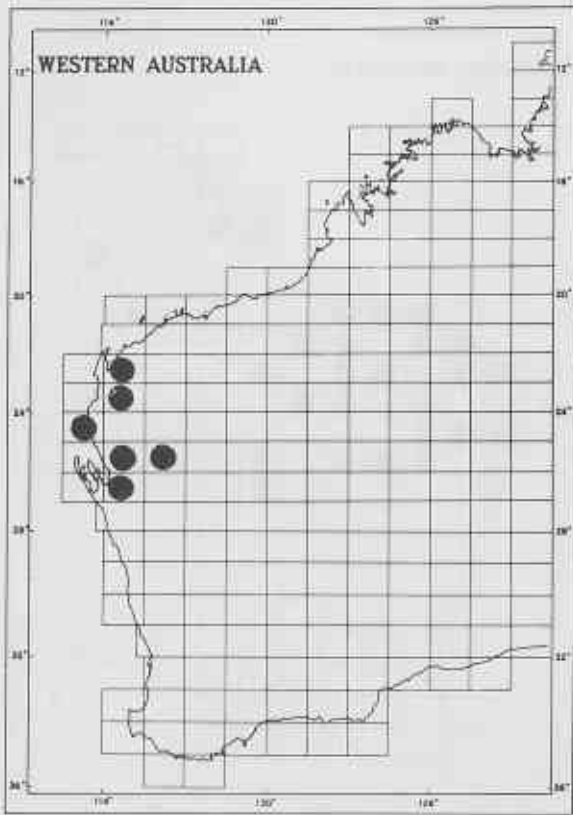
Cassia pruinosa (S)



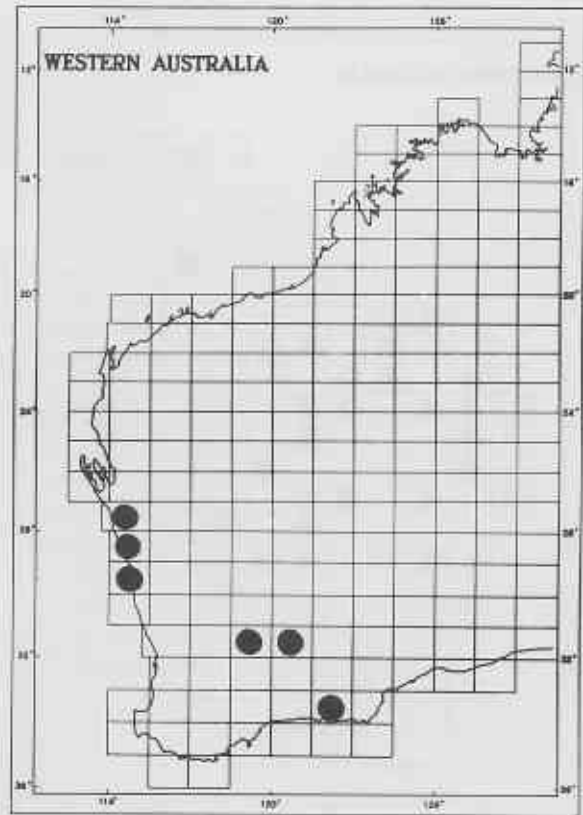
Atriplex bunburyana (S)



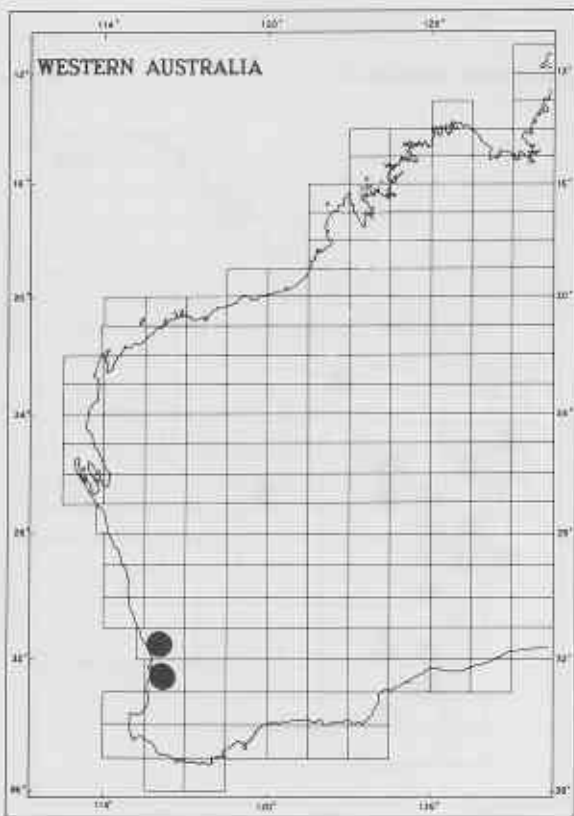
Atriplex rhagodioides (S)



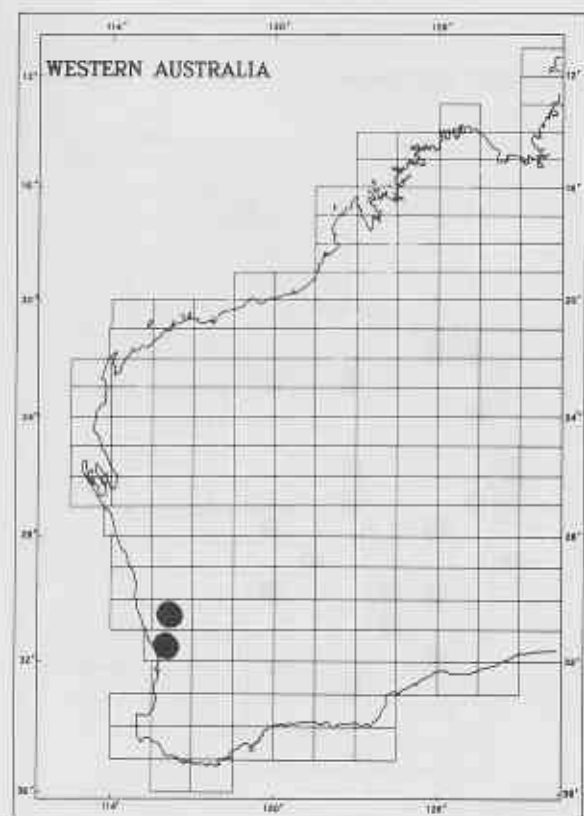
Maireana polypterygia (S)



Hibbertia conspicua (N)



Hibbertia gracilipes (CN)

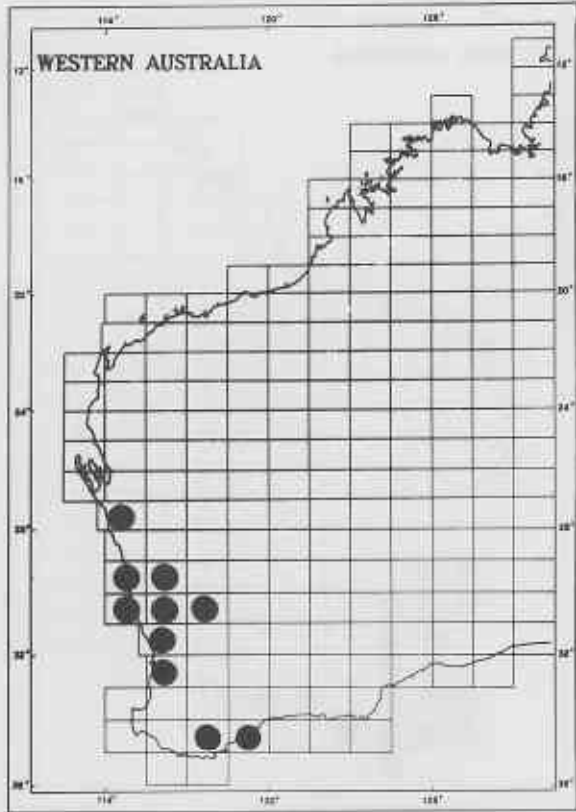


Hibbertia lasiopus (N)

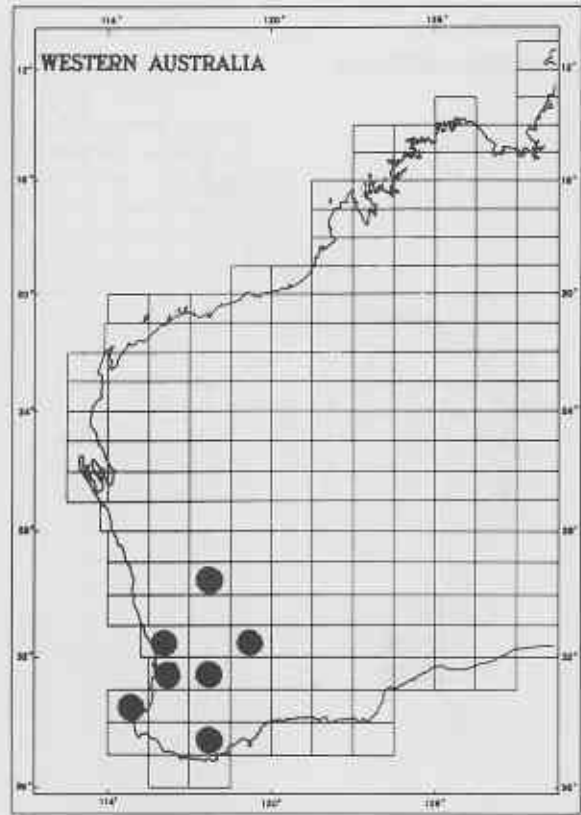
DILLENiaceae

DROSERACEAE

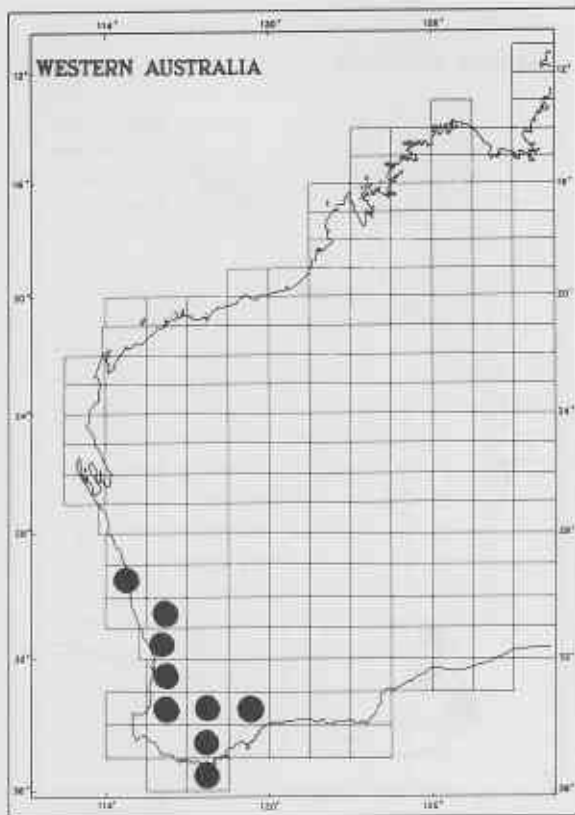
Appendix V



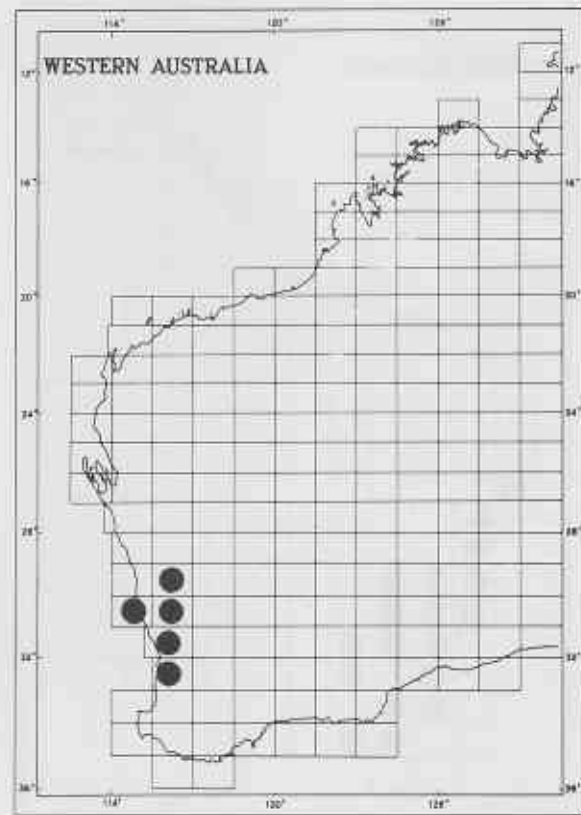
Hibbertia subvaginata (N)



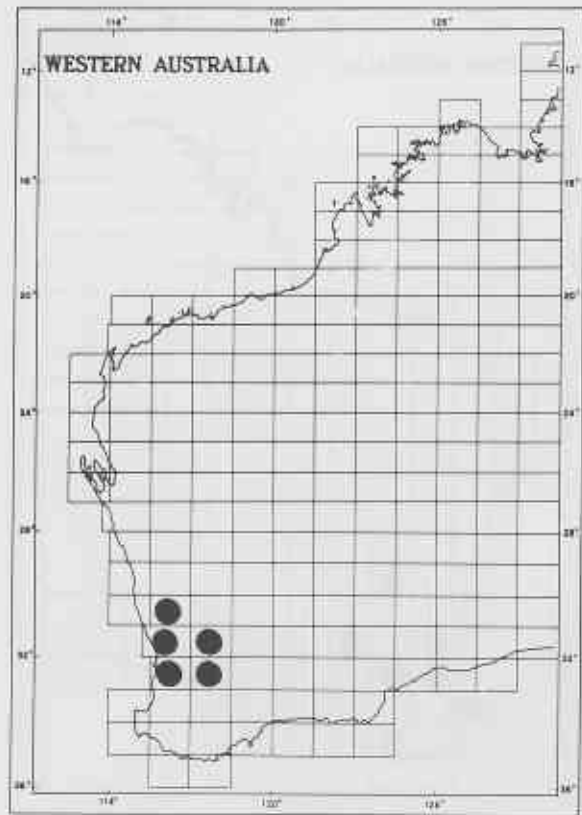
Drosera bulbosa (N)



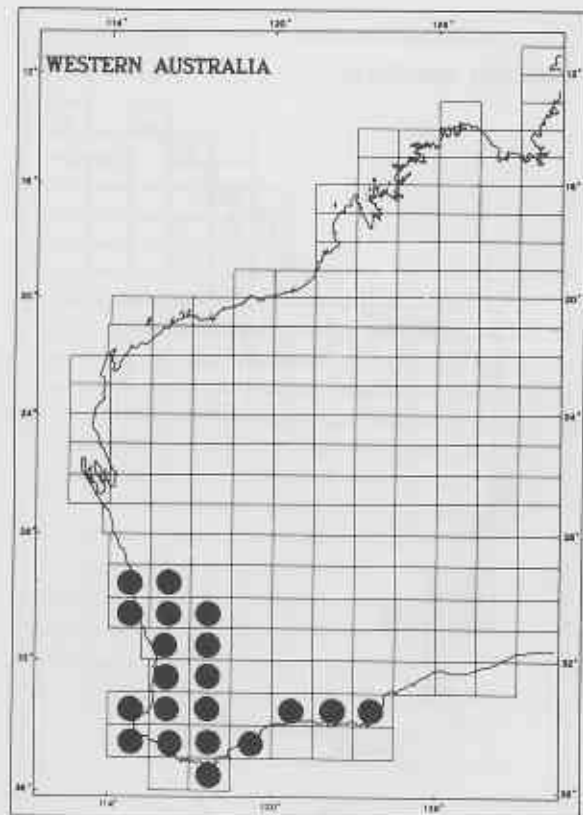
Drosera erythrorrhiza (N)



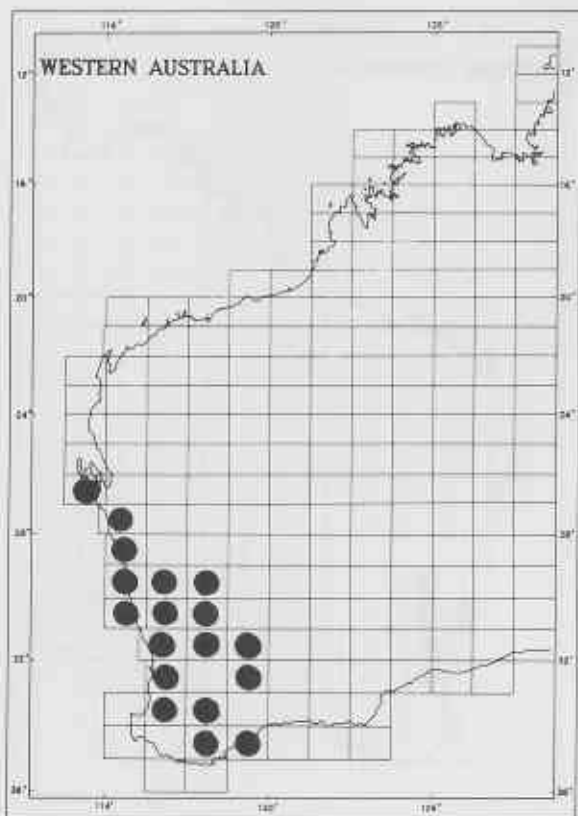
Drosera heterophylla (N)



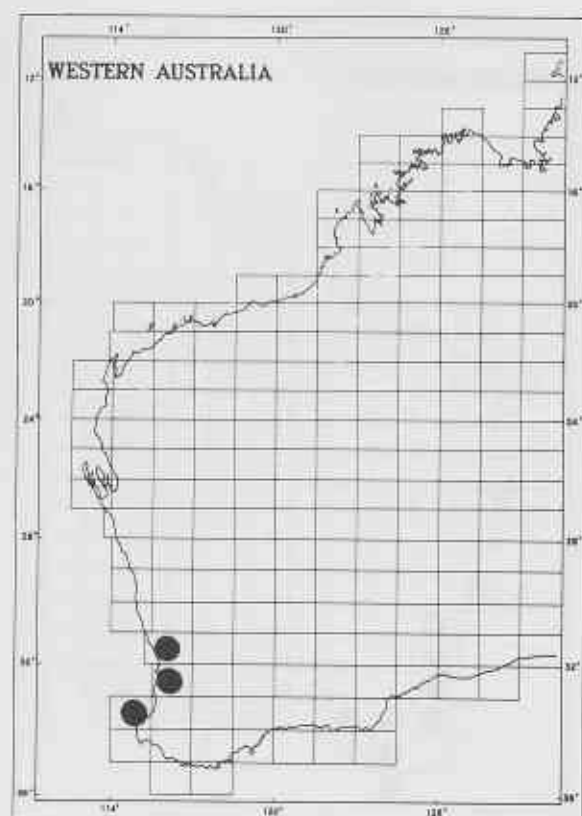
Drosera macrophylla (N)



Drosera menziesii (CNS)



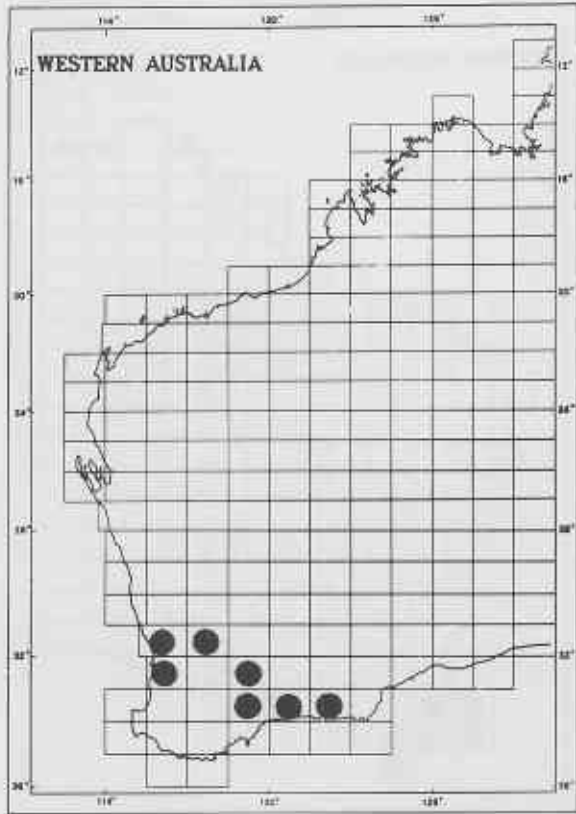
Drosera stolonifera (CN)



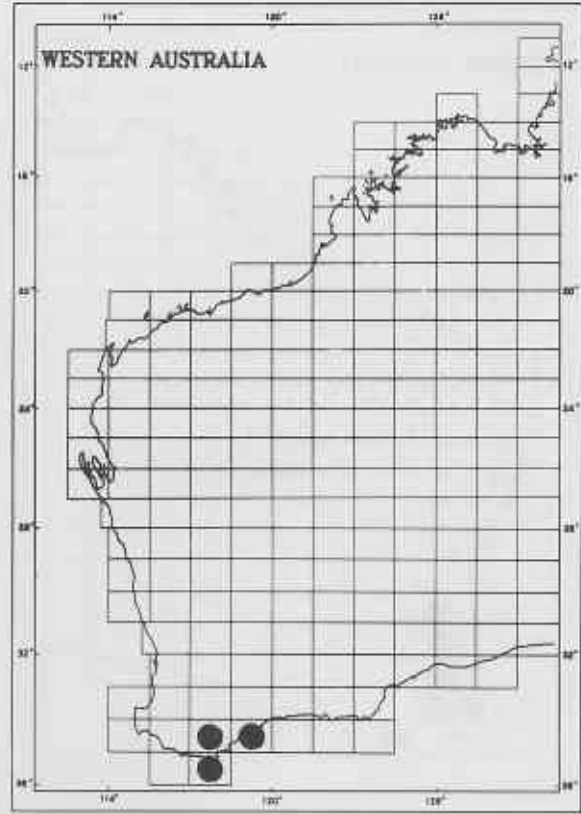
Drosera stricticaulis (N)

DROSERACEAE

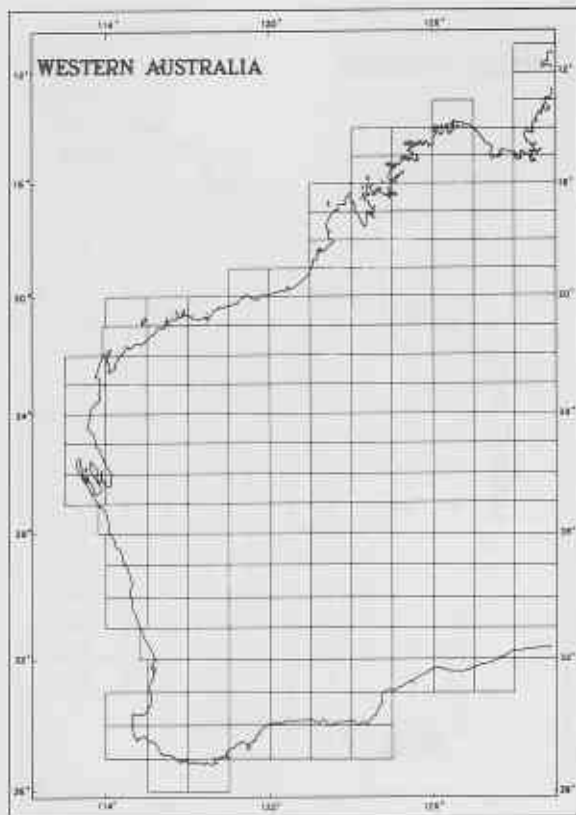
EPACRIDACEAE



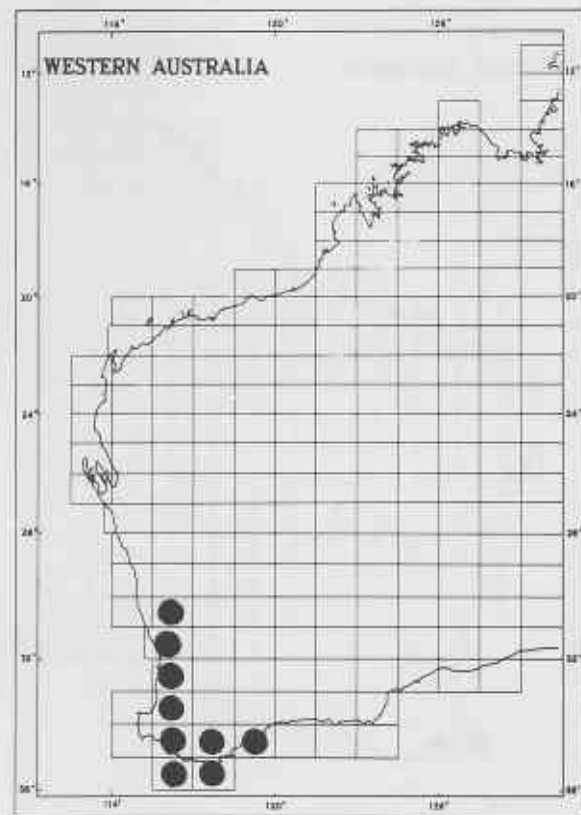
Drosera zonaria (N)



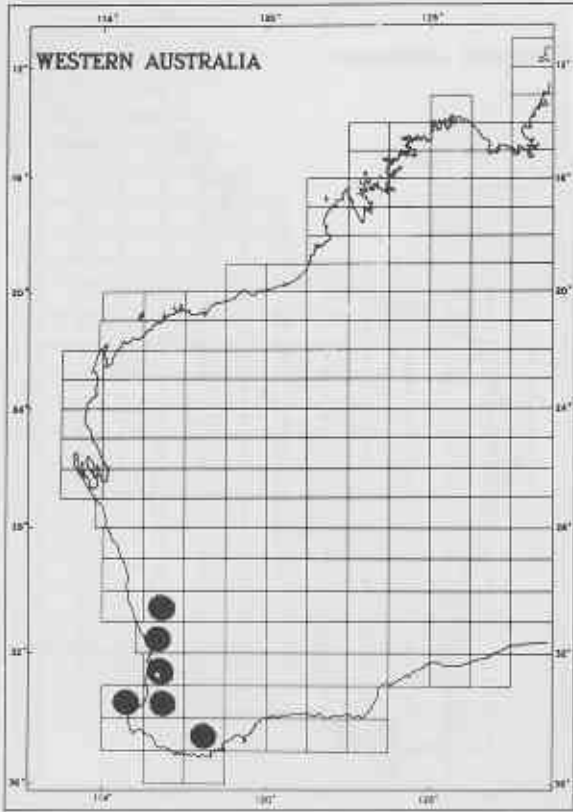
Andersonia simplex (C)



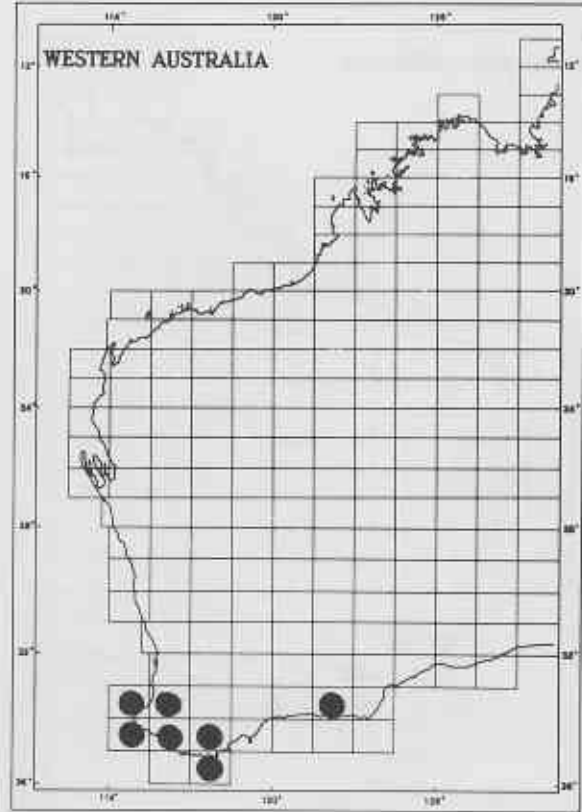
Leucopogon obovatus (C)



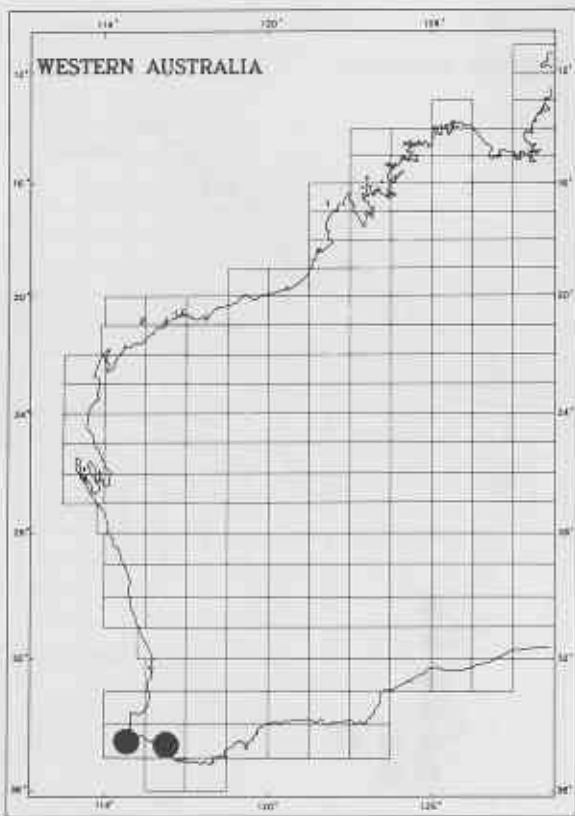
Leucopogon propinquus (S)



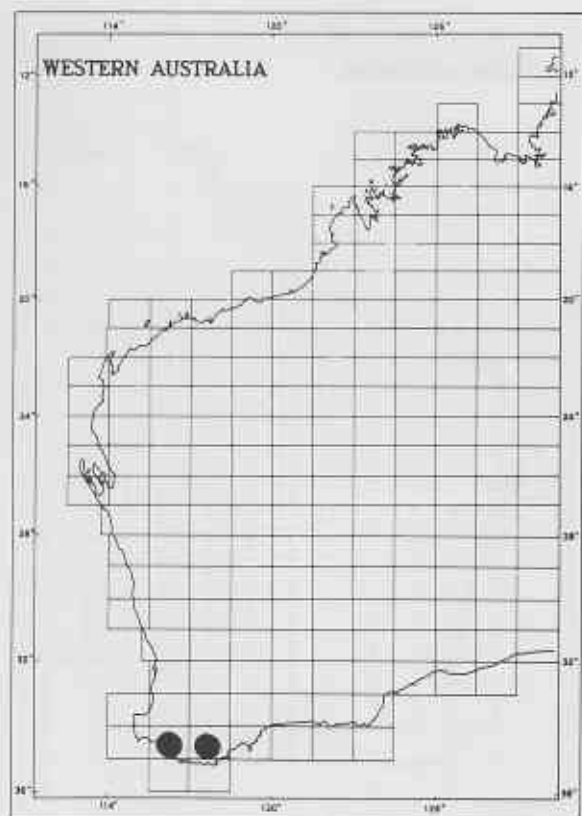
Leucopogon pulchellus (CN)



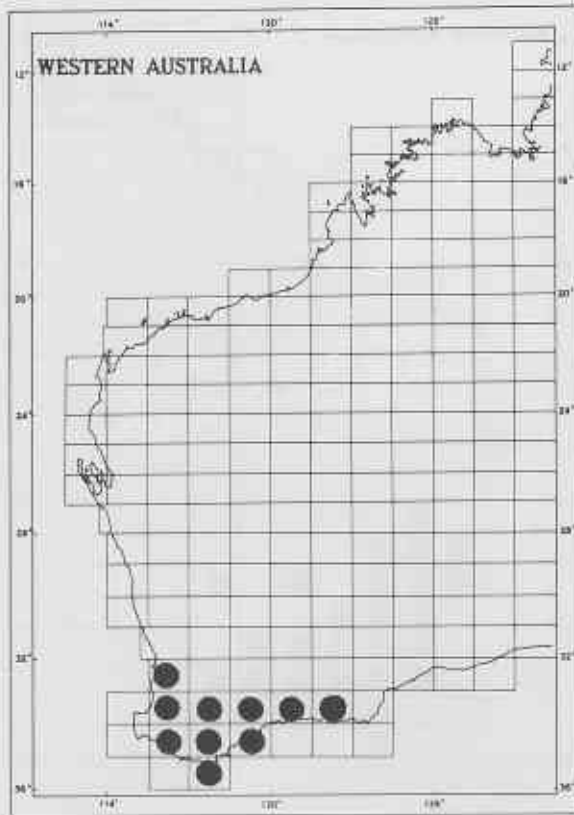
Sphenotoma gracile (NS)



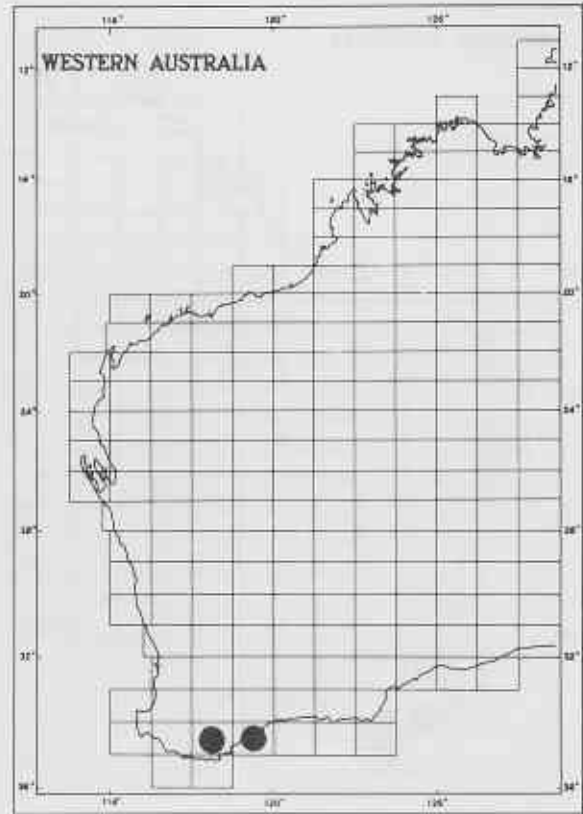
Bossiaea laidlawiana (S)



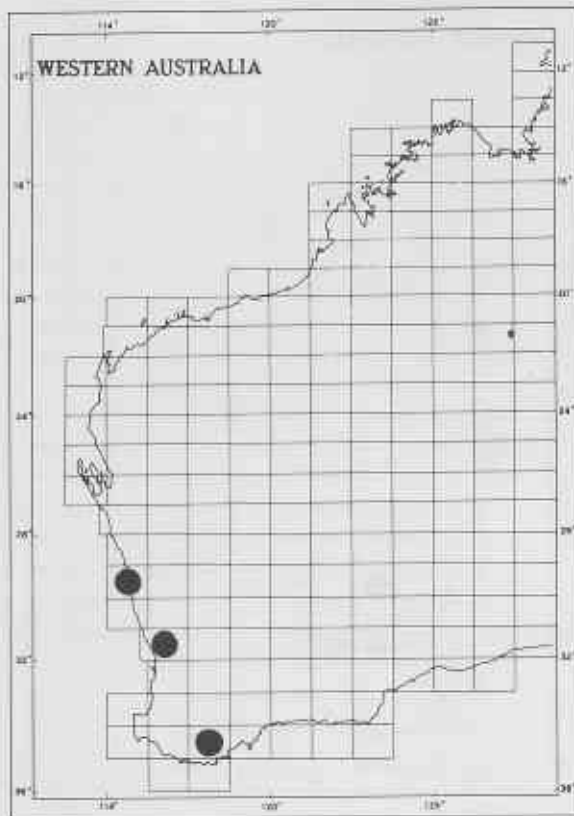
Bossiaea webbia (S)



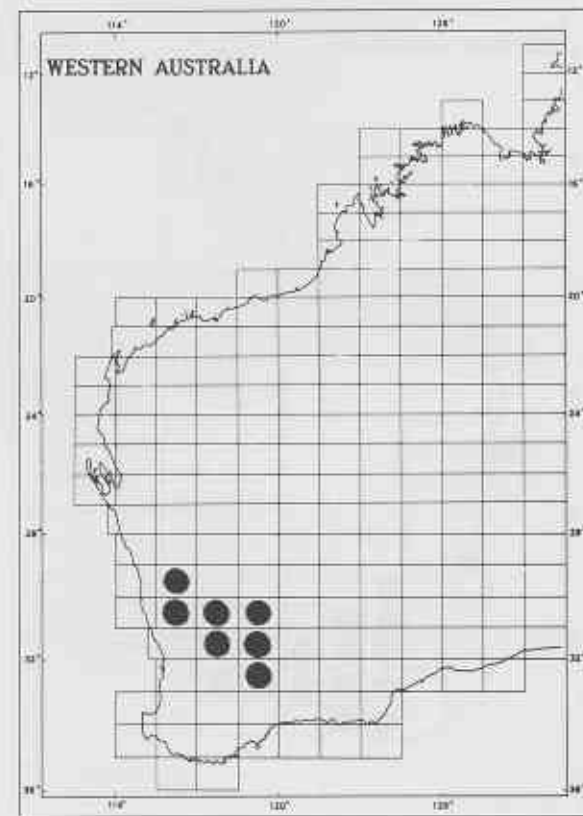
Chorizema glycinifolium



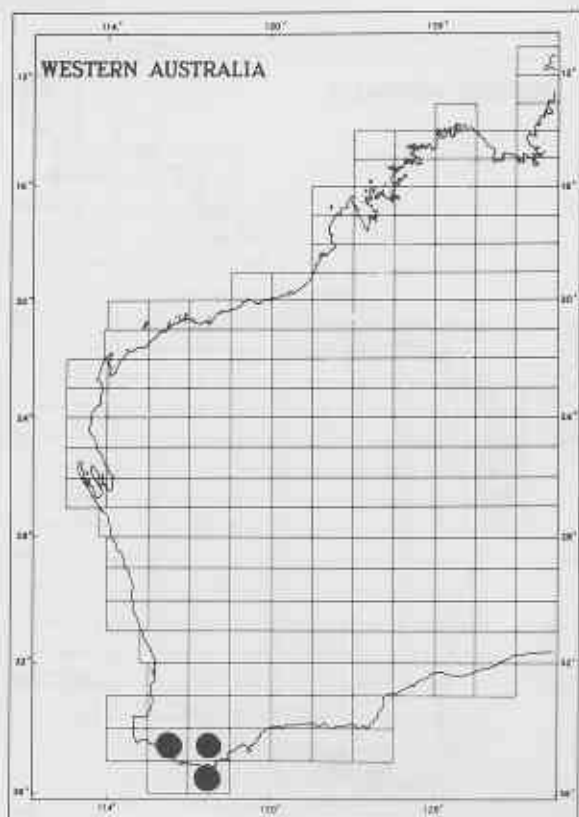
Cupulanthus bracteolus (S)



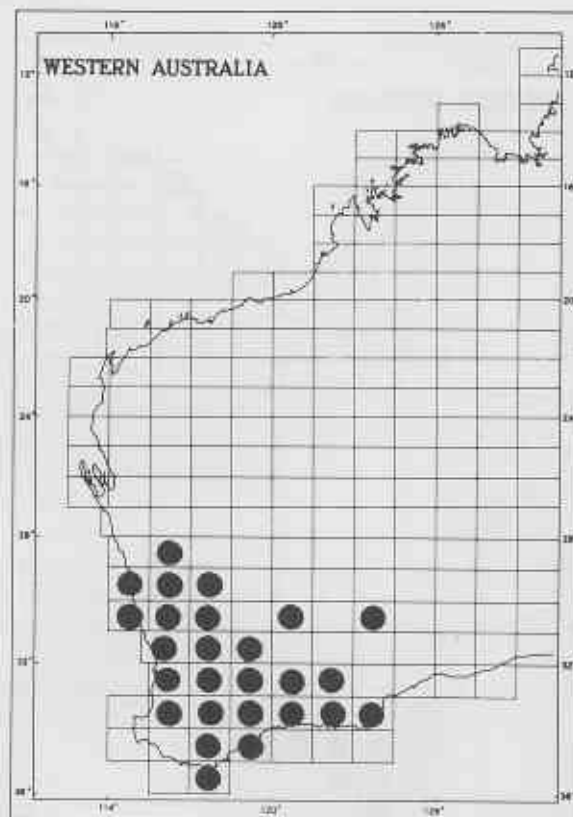
Daviesia juncea (S)



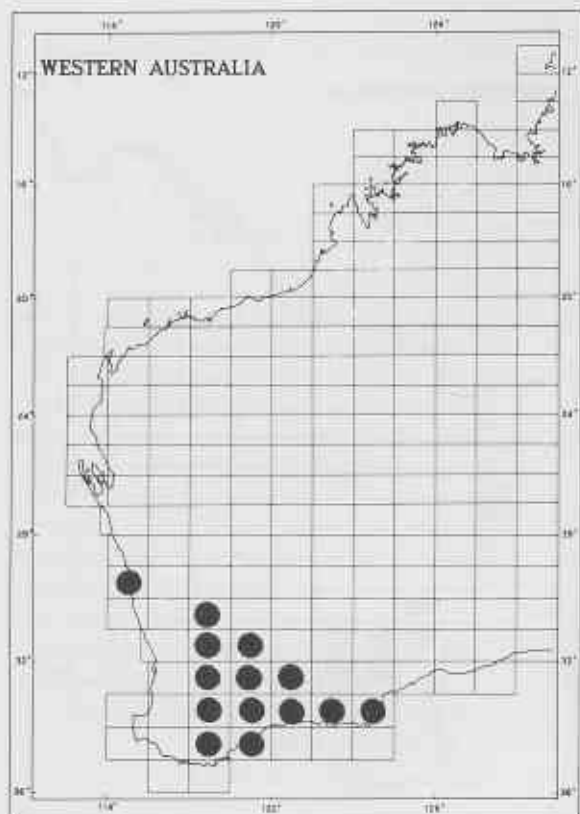
Gastrolobium floribundum (C)



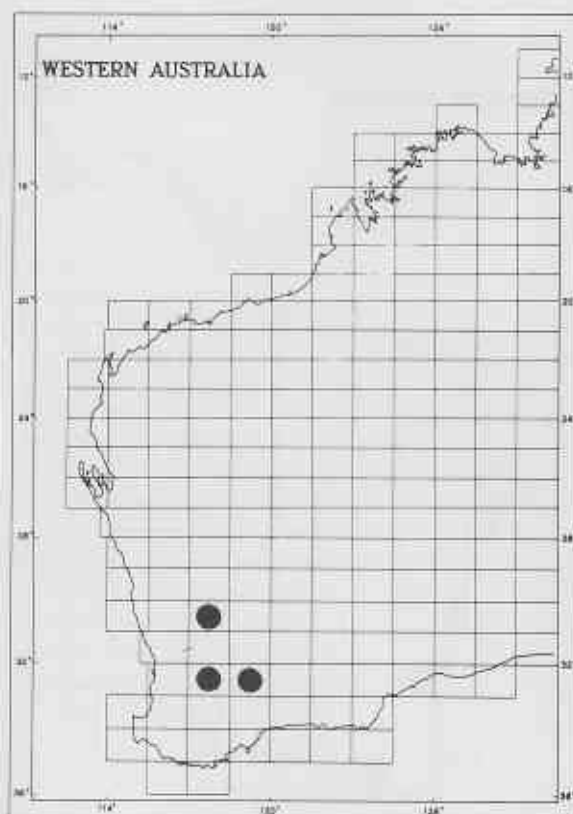
Sphaerolobium alatum (S)



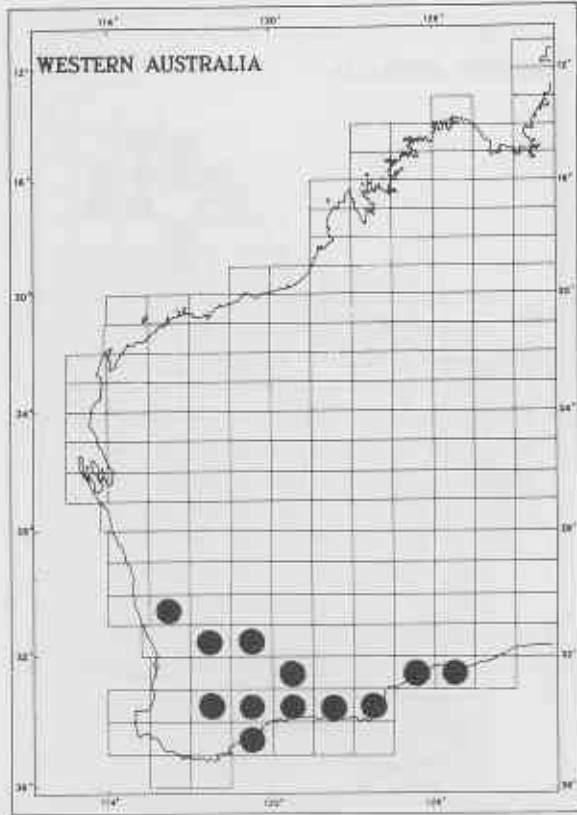
Dampiera lavandulacea (C)



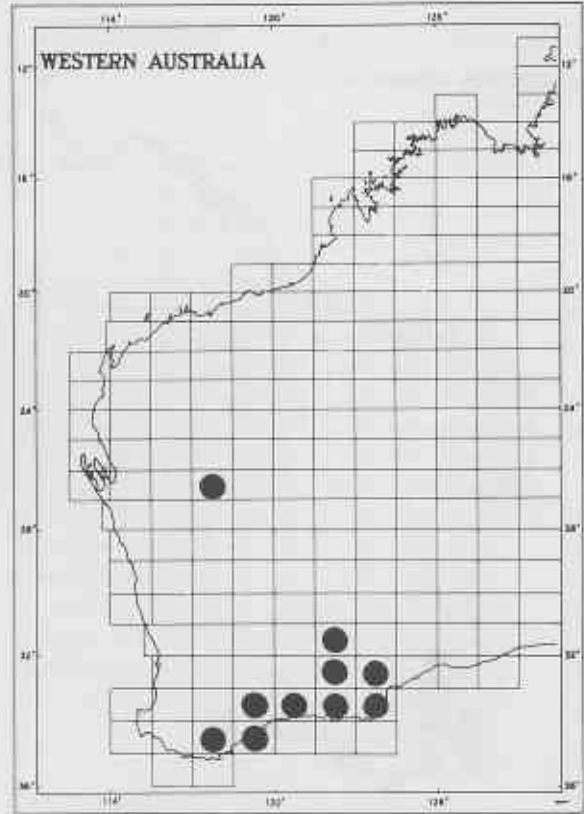
Dampiera sacculata (C)



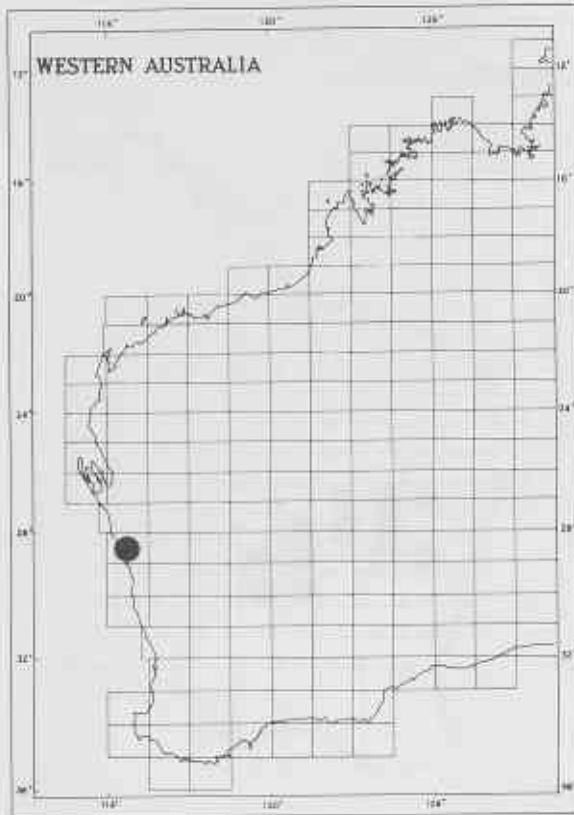
Dampiera scaevolina (C)



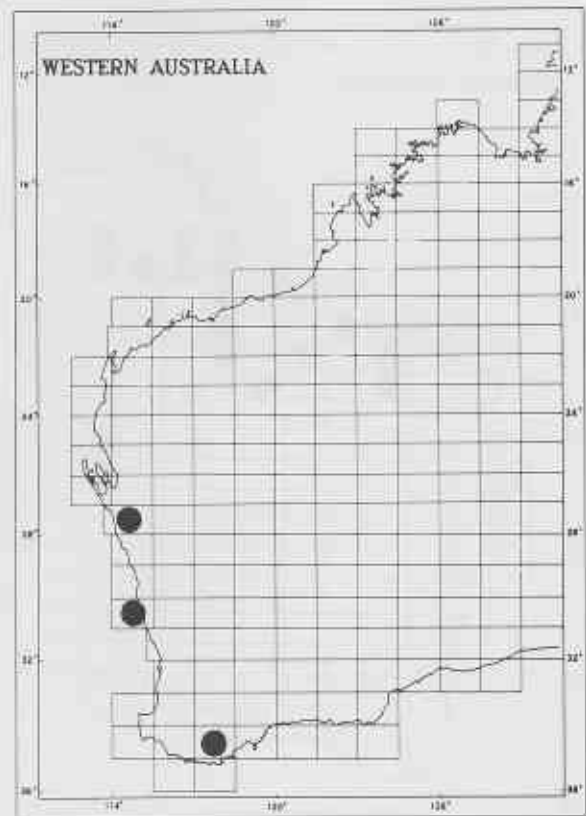
Goodenia affinis (C)



Goodenia concinna (C)



Scaevola oldfieldii (N)



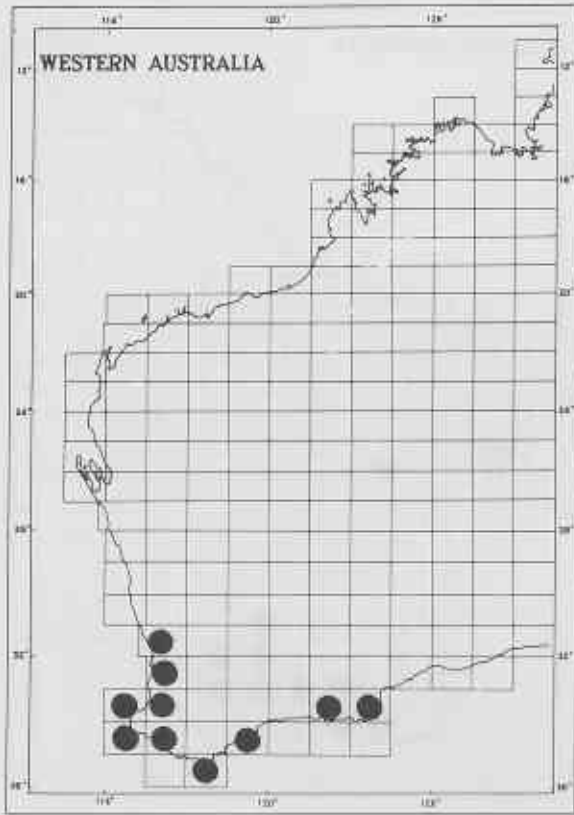
Scaevola phlebopetala (N)

Appendix V

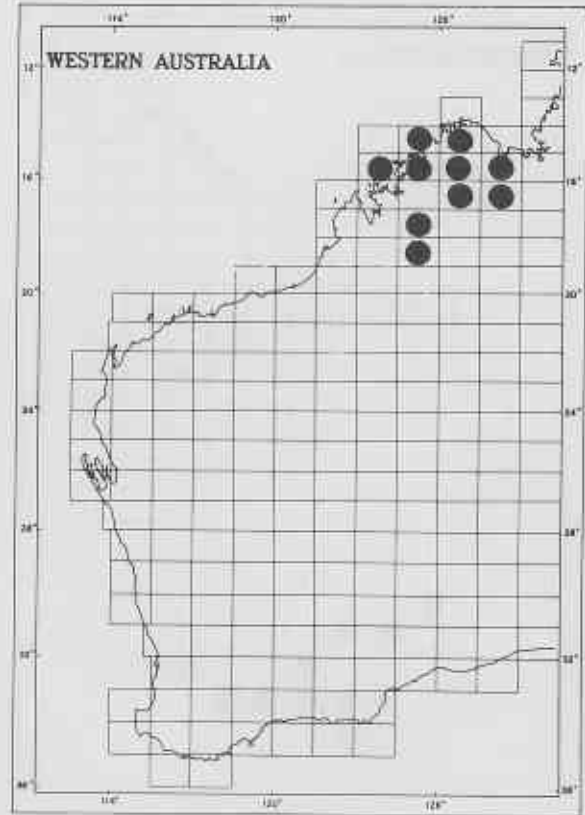
LENTIBULARIACEAE

MELIACEAE

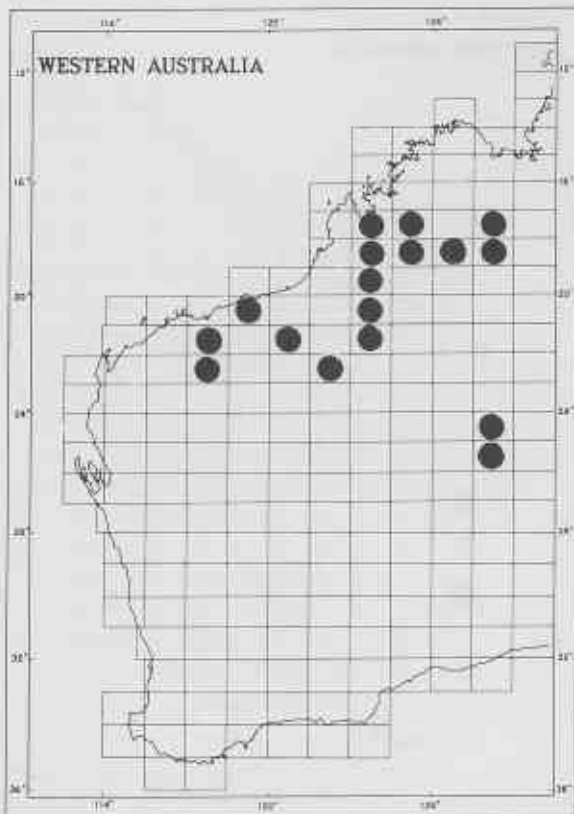
MIMOSACEAE



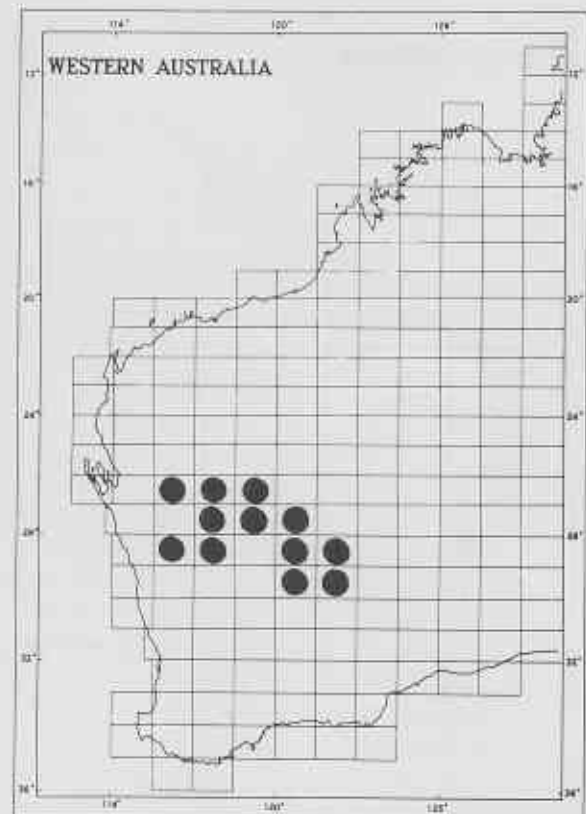
Utricularia menziesii (N)



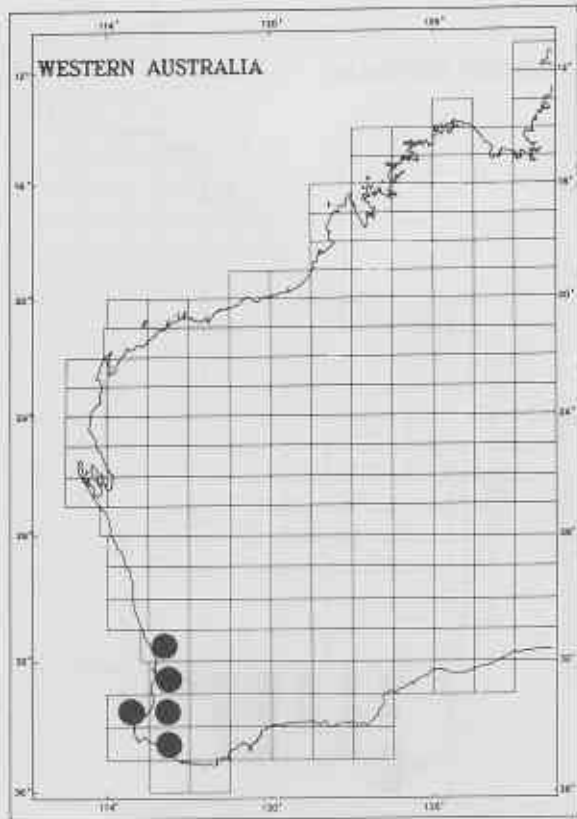
Owenia vernicosa (S)



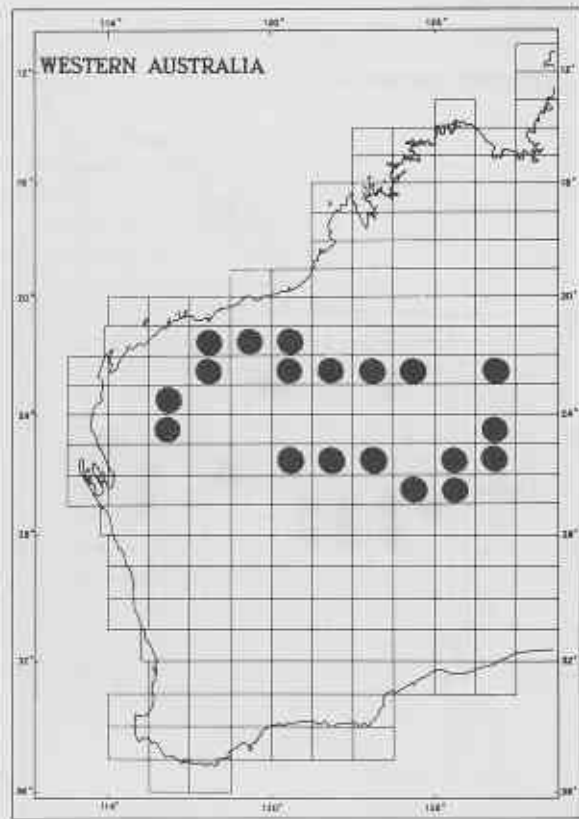
Acacia acradenia (S)



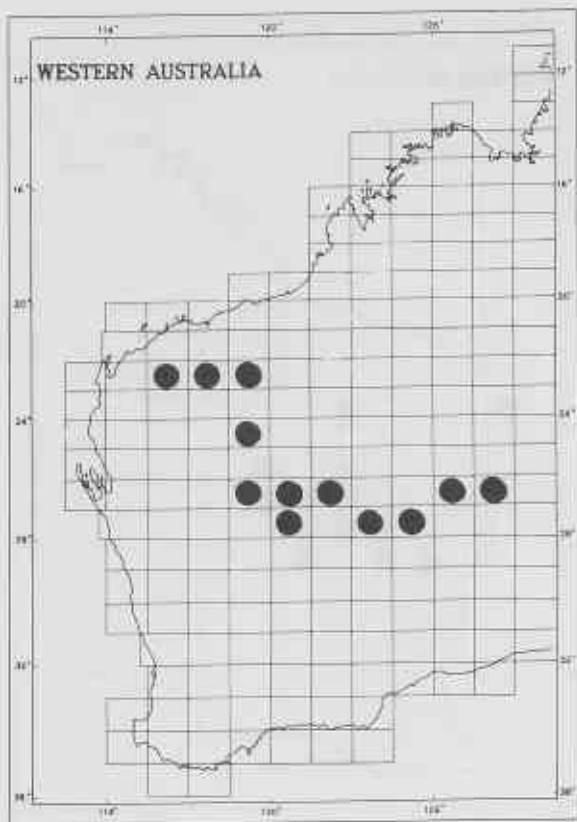
Acacia craspedocarpa (S)



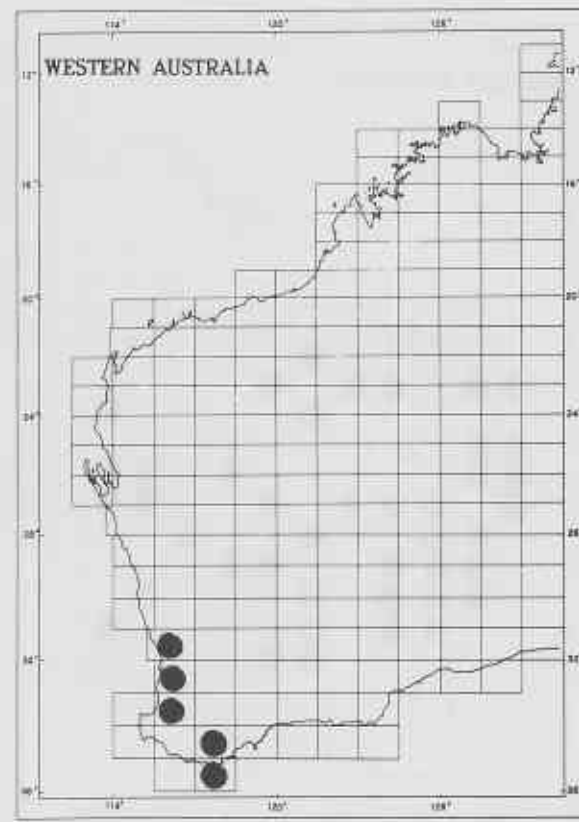
Acacia lateriticola (S)



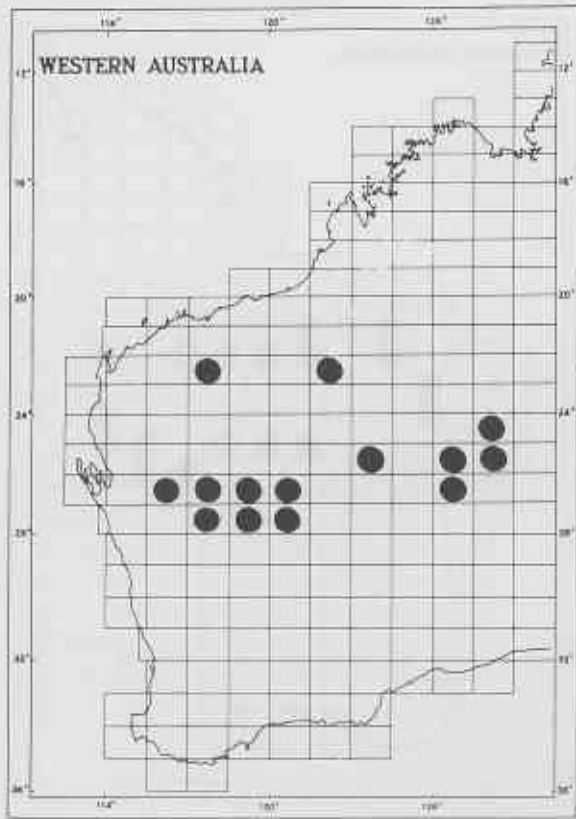
Acacia maitlandii (S)



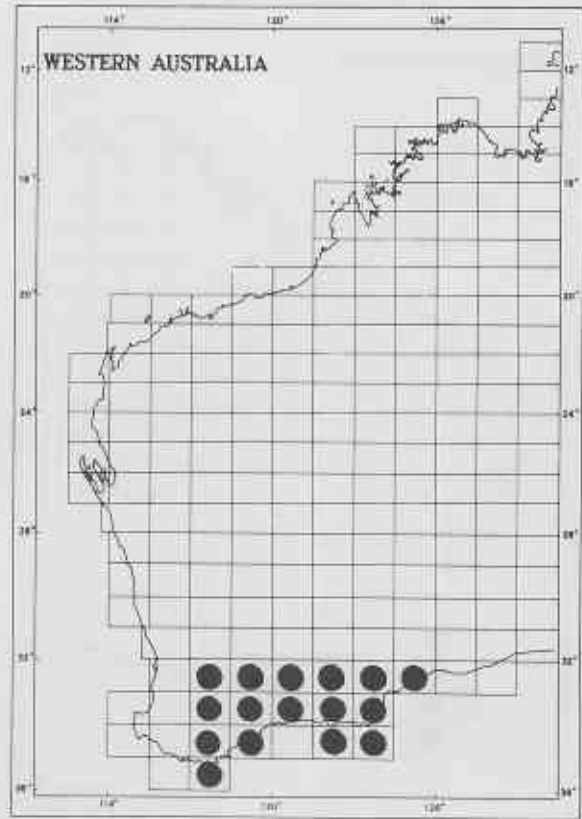
Acacia pachyactra (S)



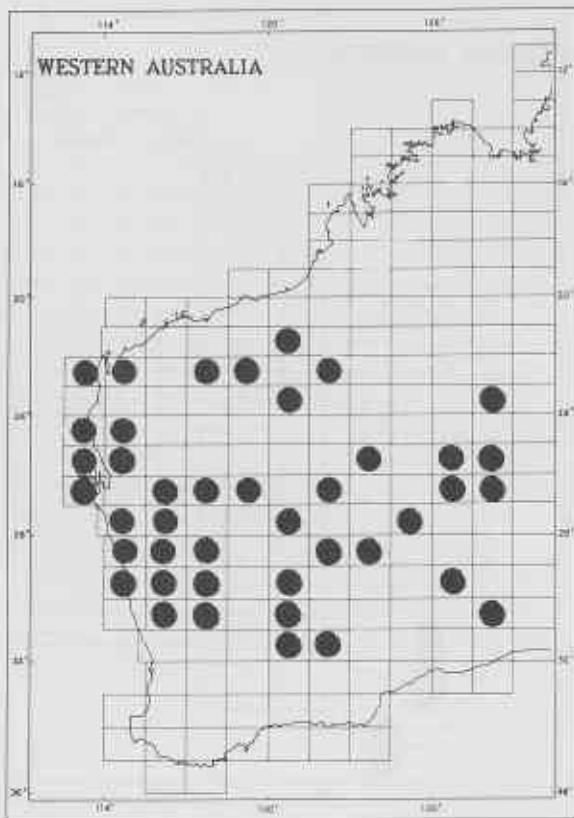
Acacia paradoxa (S)



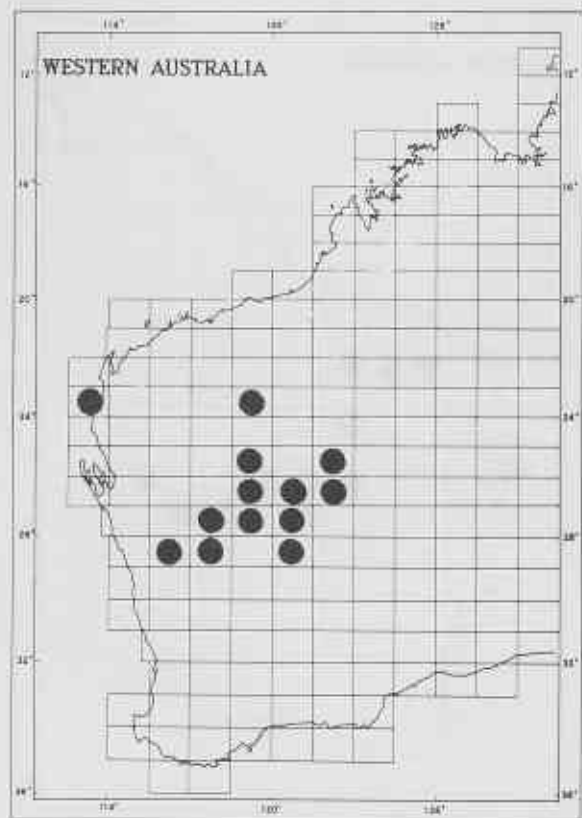
Acacia pruinocarpa (S)



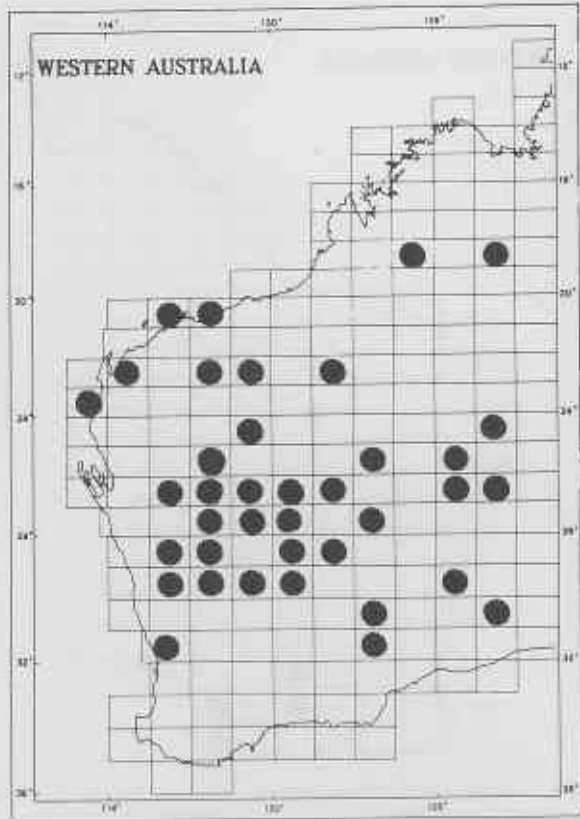
Acacia sulcata (C)



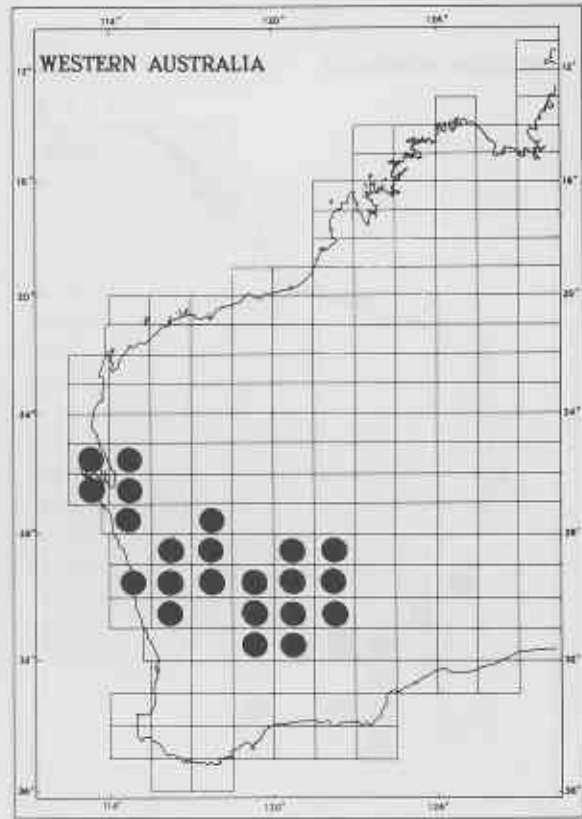
Acacia tetragonophylla (S)



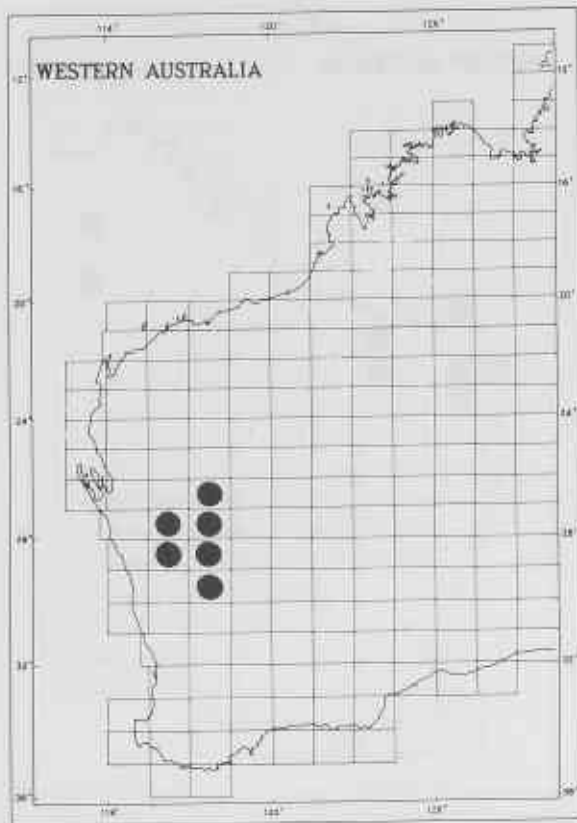
Eremophila foliosissima (NS)



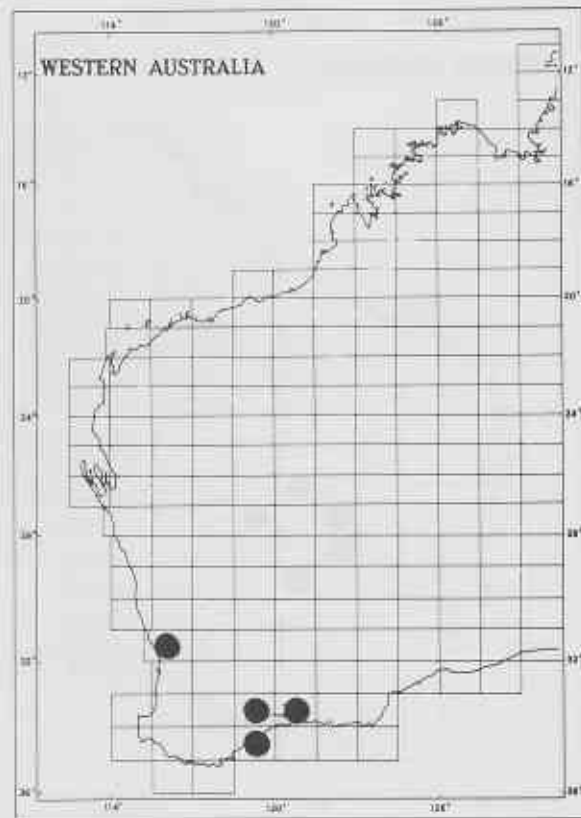
Eremophila longifolia (S)



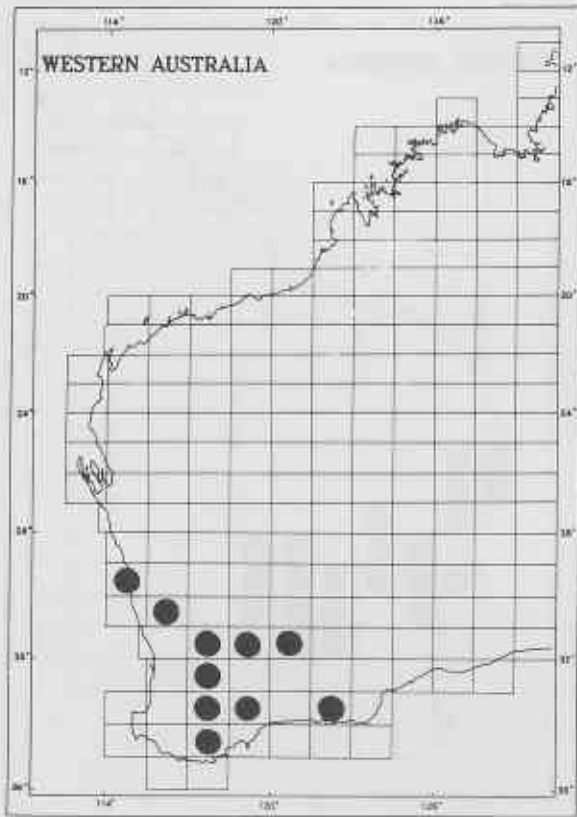
Eremophila oldfieldii (N)



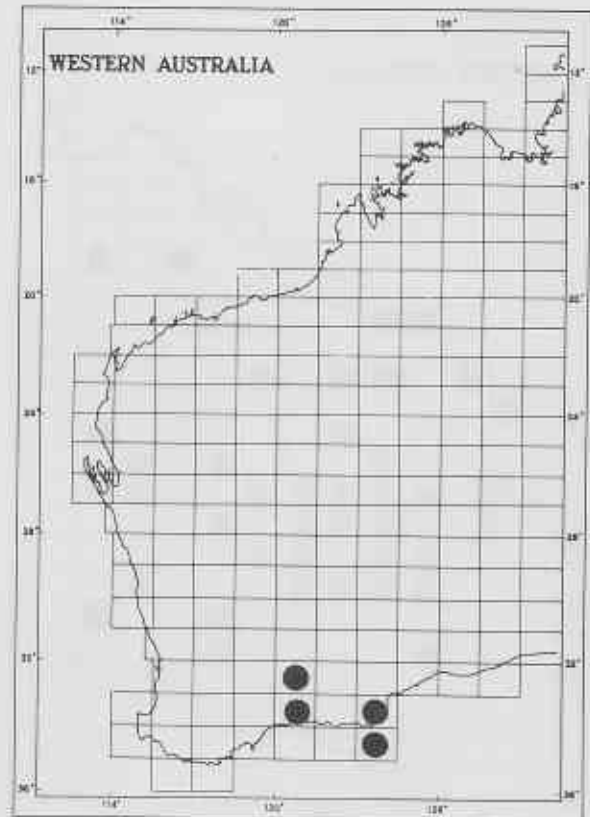
Eremophila punicea (N)



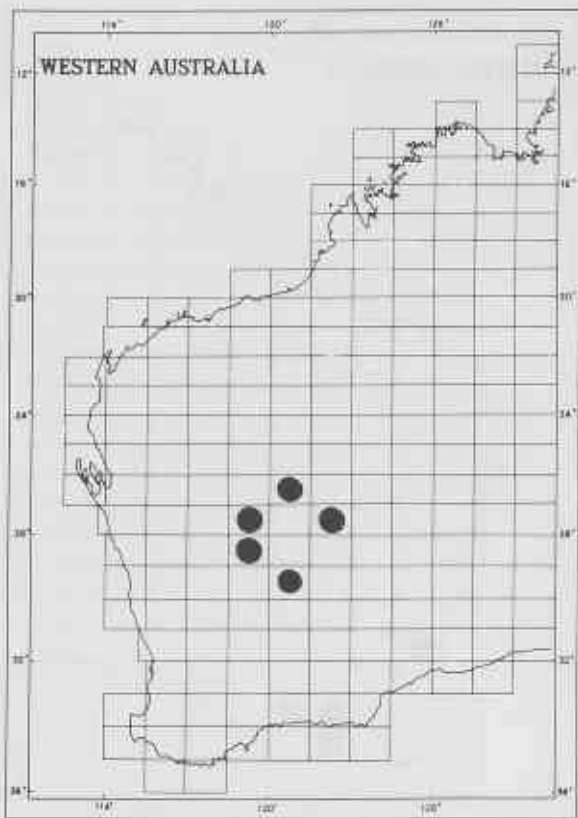
Calothamnus pinifolius (S)



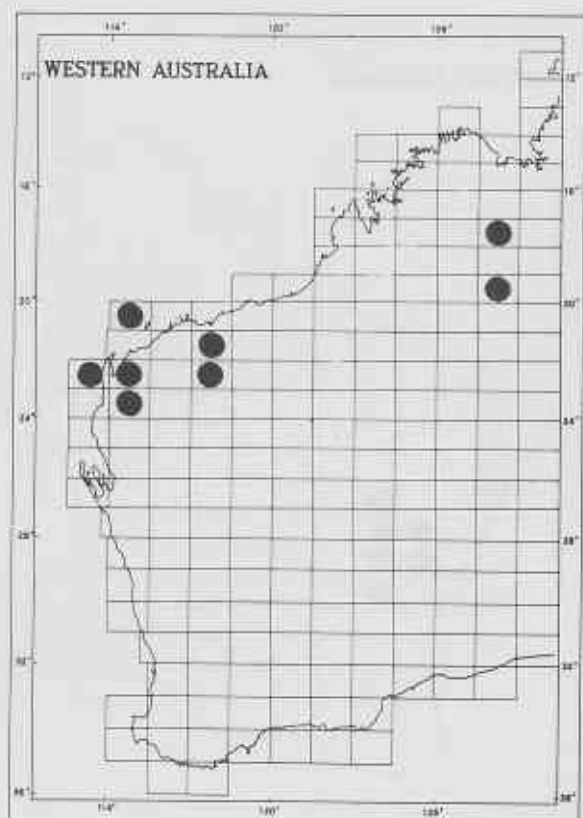
Calytrix brachyphylla (CN)



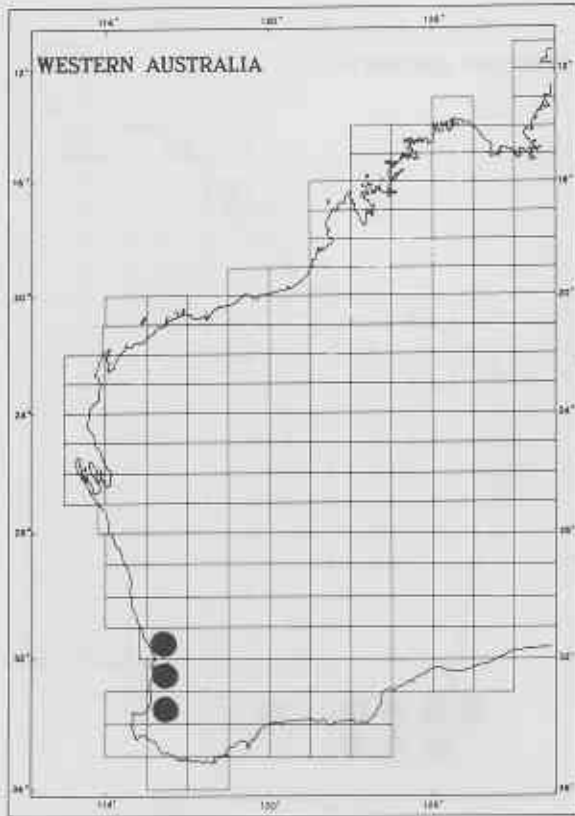
Calytrix decandra (C)



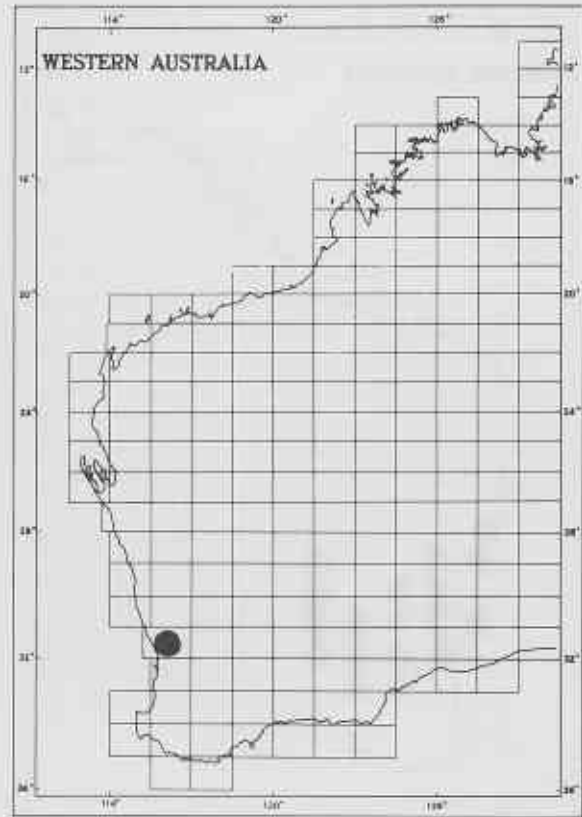
Eucalyptus carnei (S)



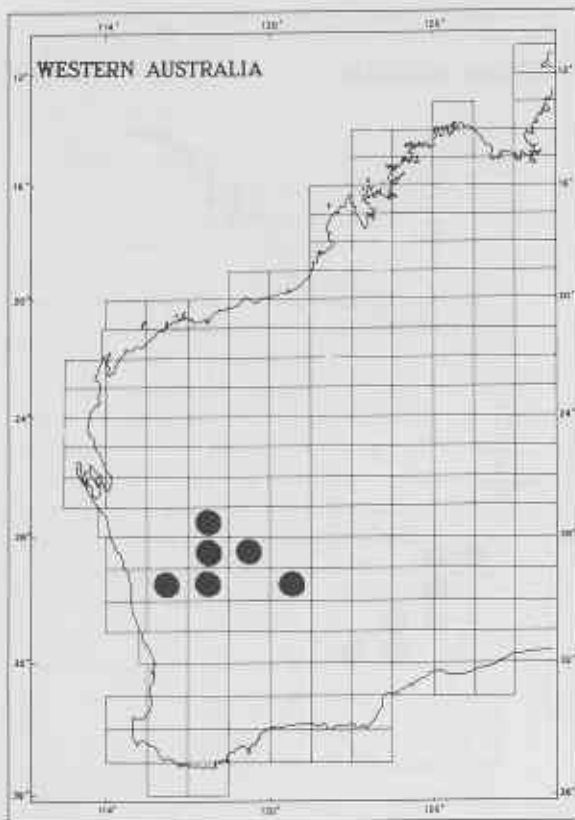
Eucalyptus patellaris (S)



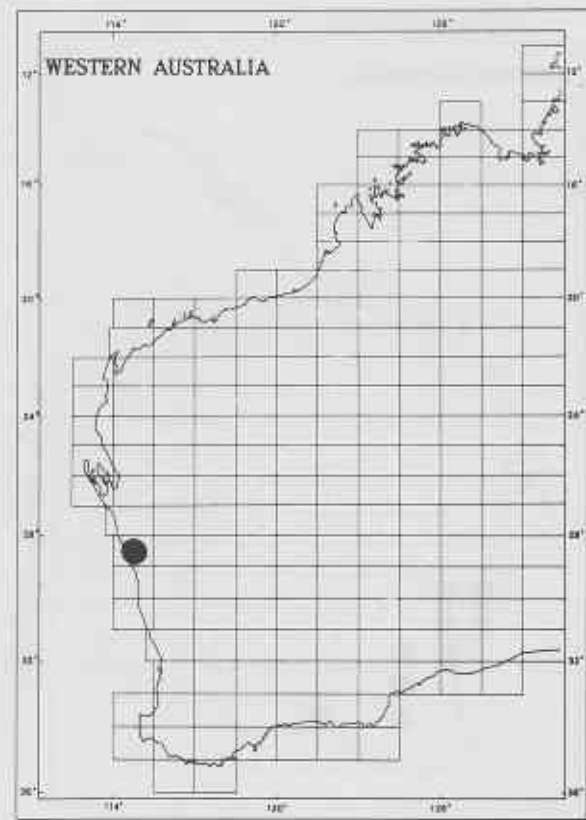
Kunzea vestita (CN)



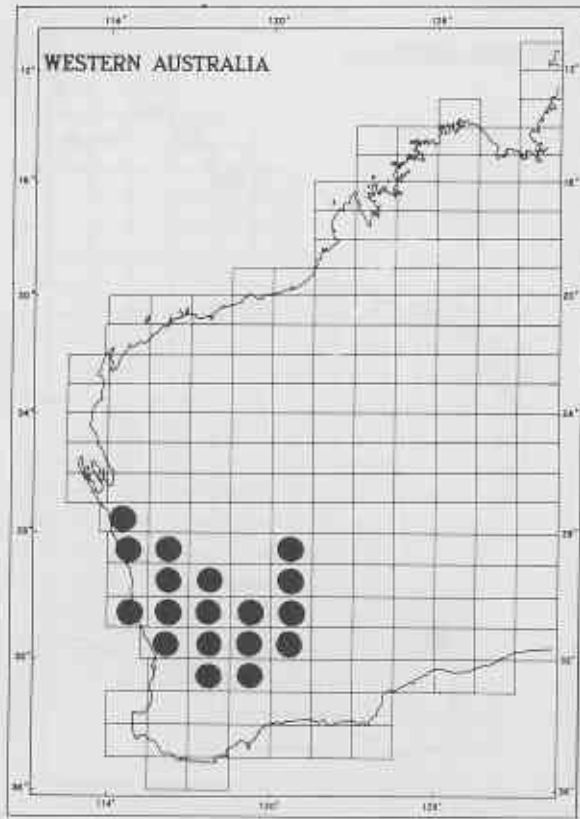
Leptospermum laevigatum (S)



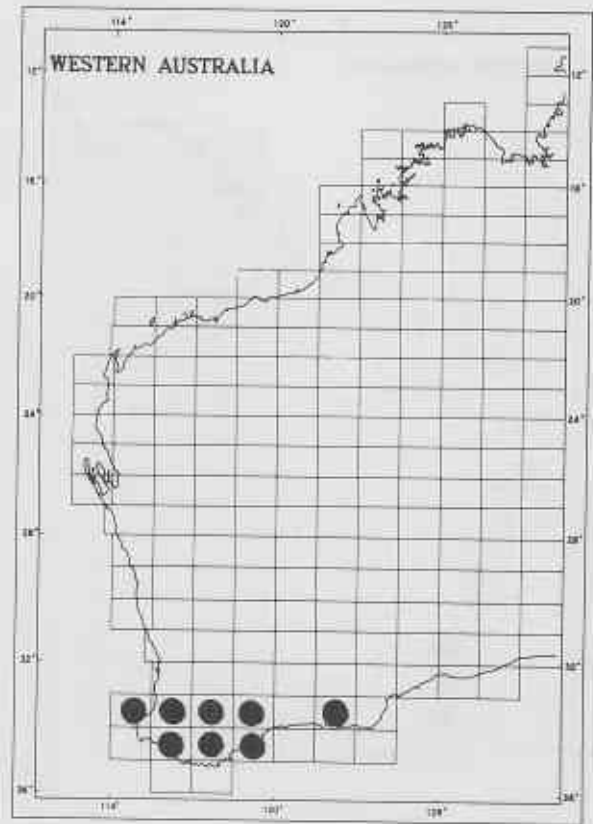
Thryptomene aspera (N)



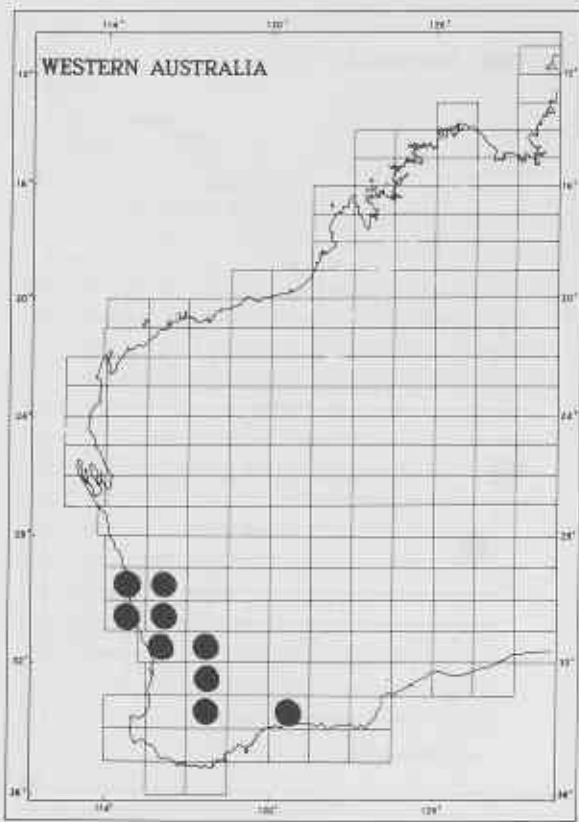
Thryptomene denticulata (C)



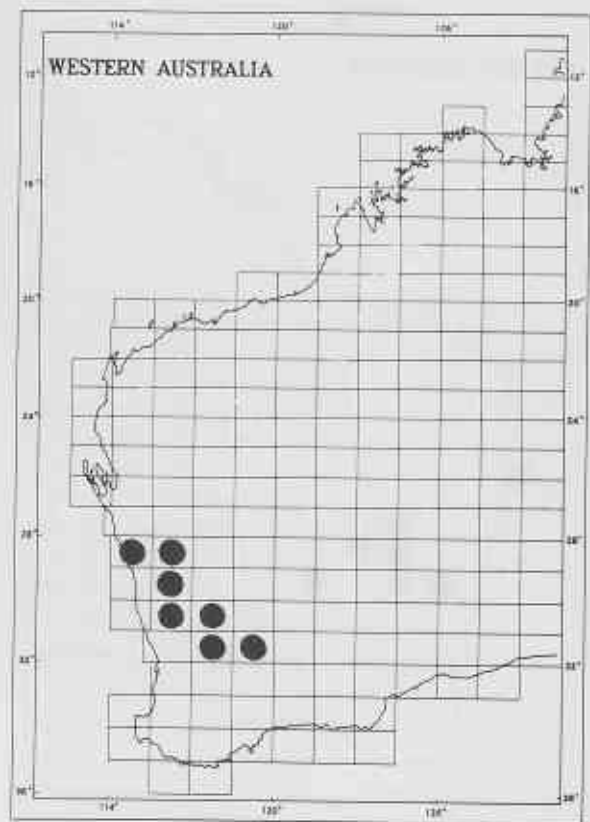
Thryptomene tuberculata (C)



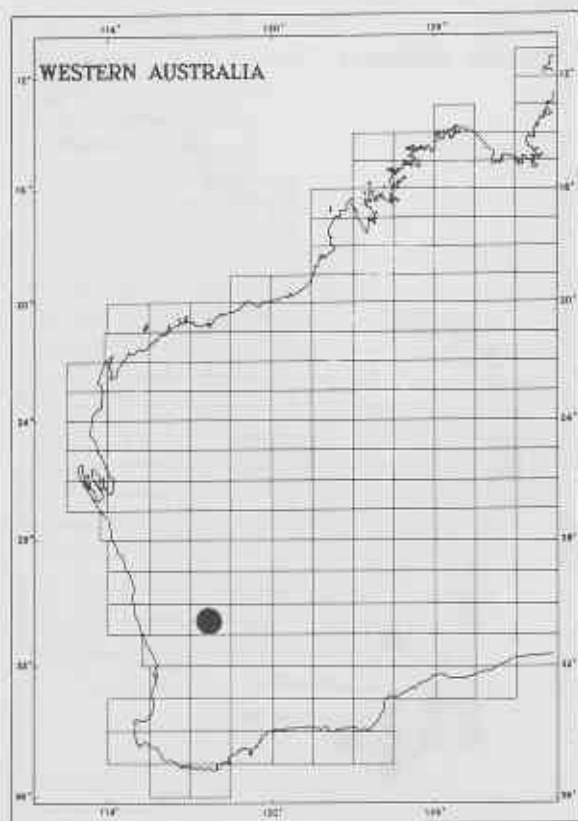
Verticordia habrantha (CS)



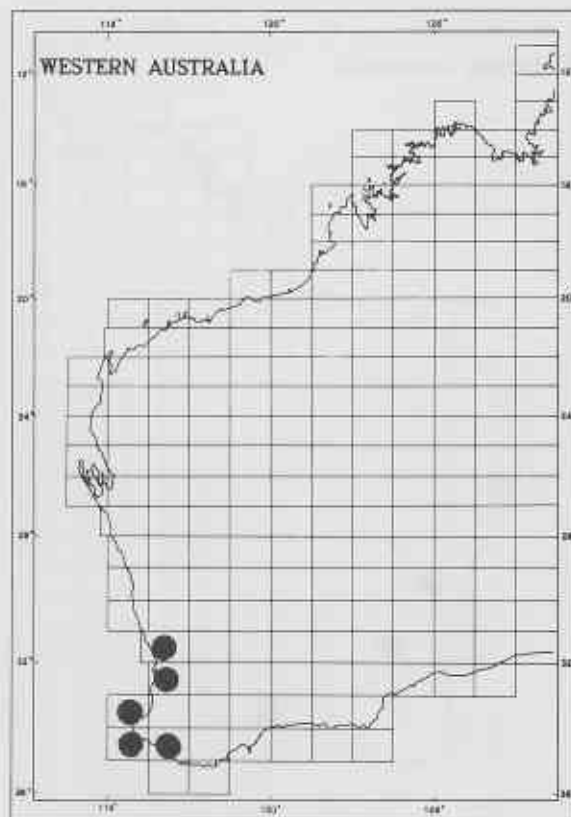
Verticordia ovalifolia (C)



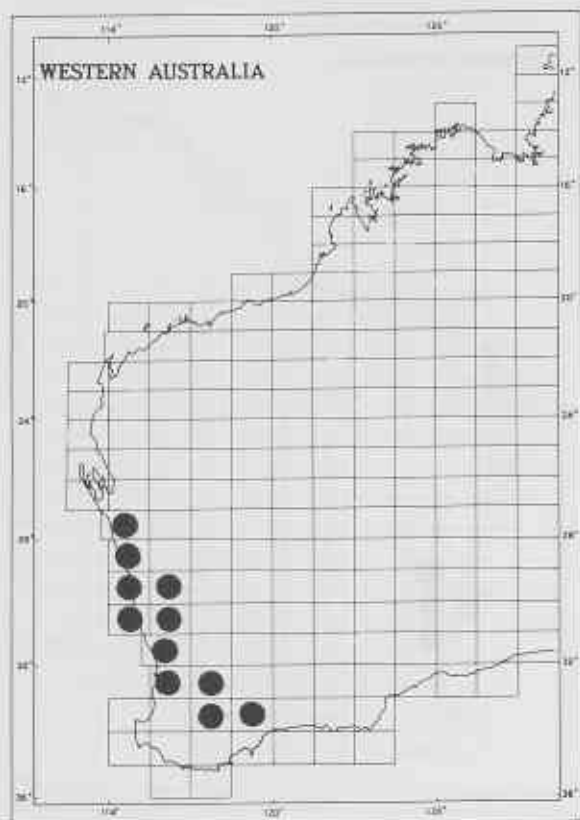
Verticordia pholidophylla (C)



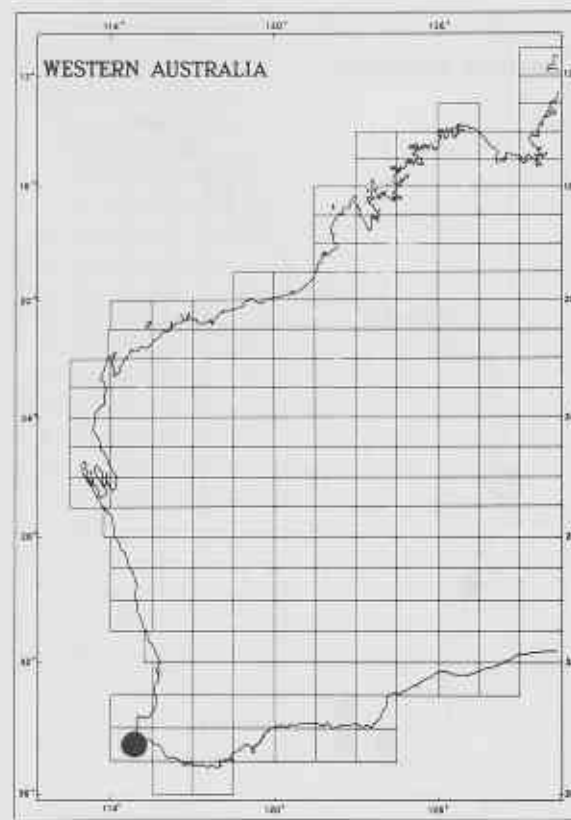
Wehlia coarctata (N)



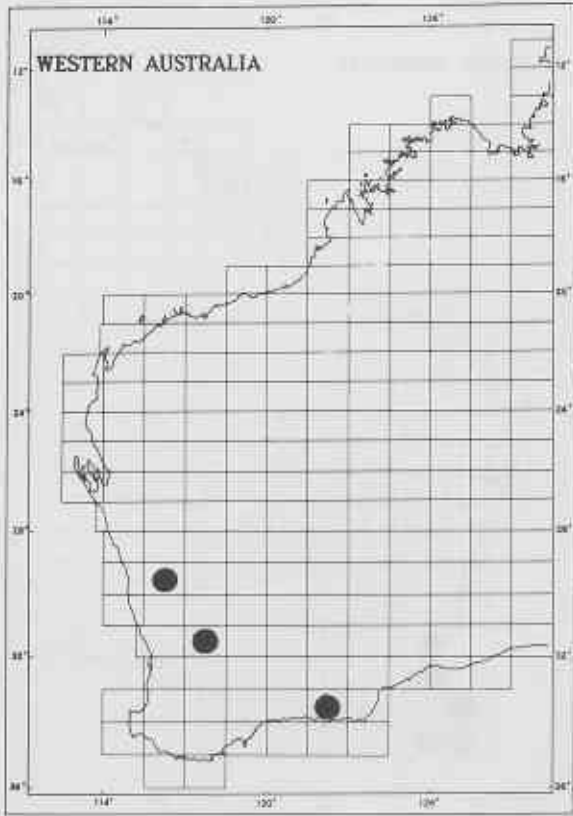
Adenanthos barbigerus (N)



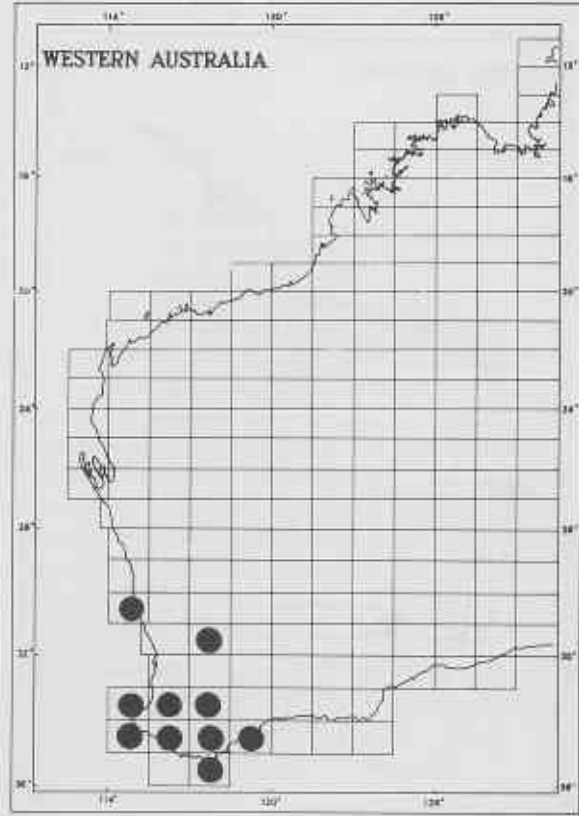
Adenanthos cygnorum (C)



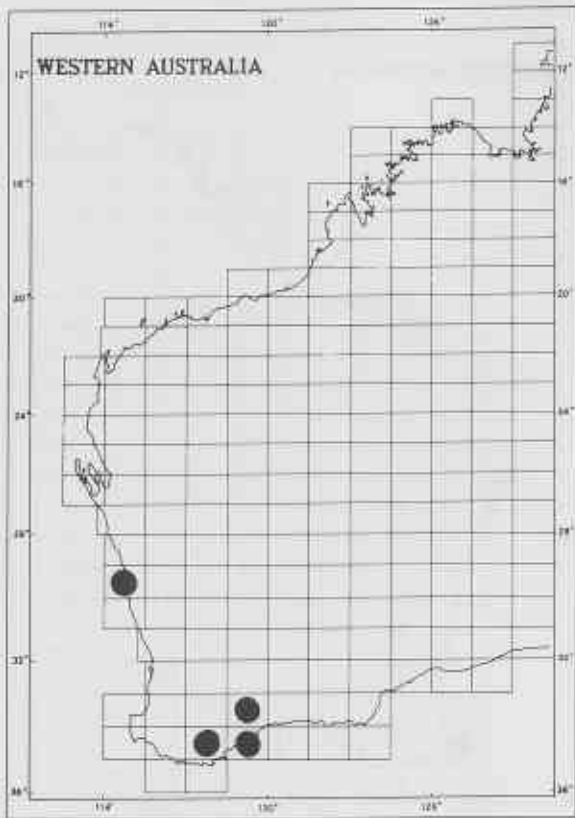
Adenanthos detmoldii (C)



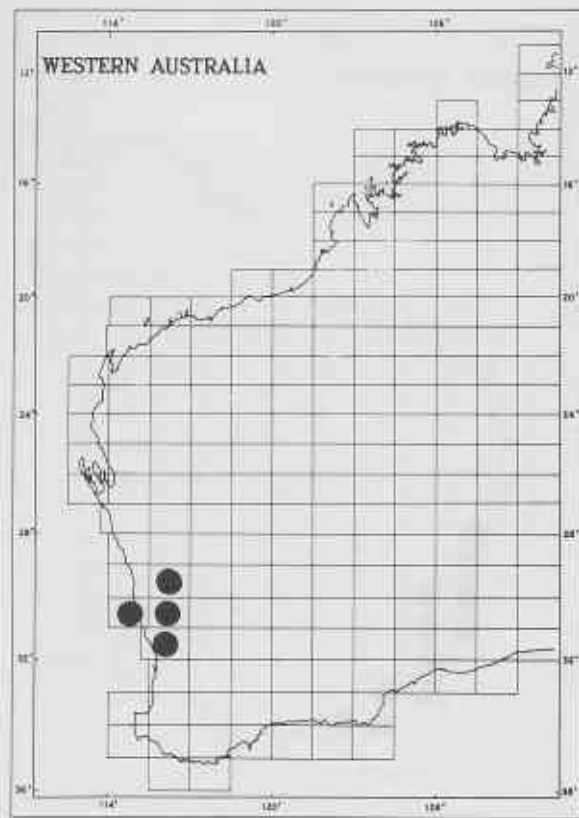
Conospermum brachyphyllum (N)



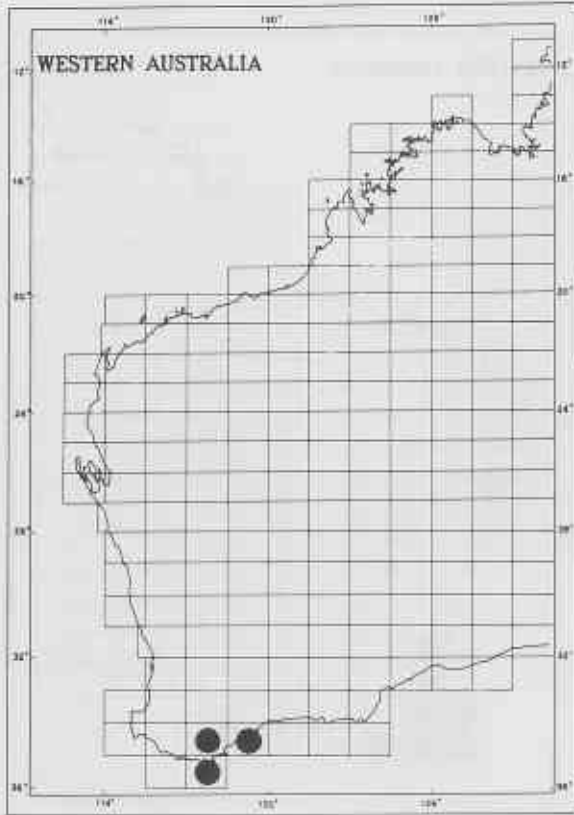
Conospermum caeruleum (NS)



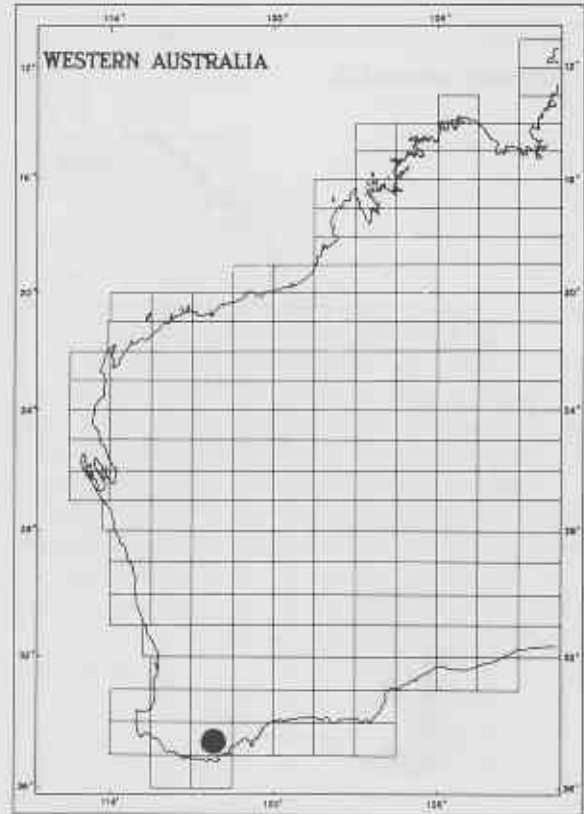
Dryandra falcata (CN)



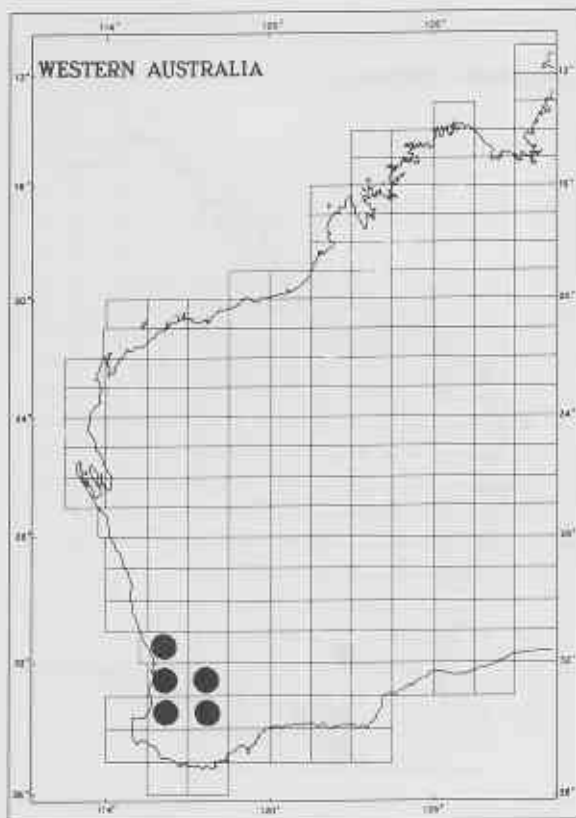
Dryandra patens (S)



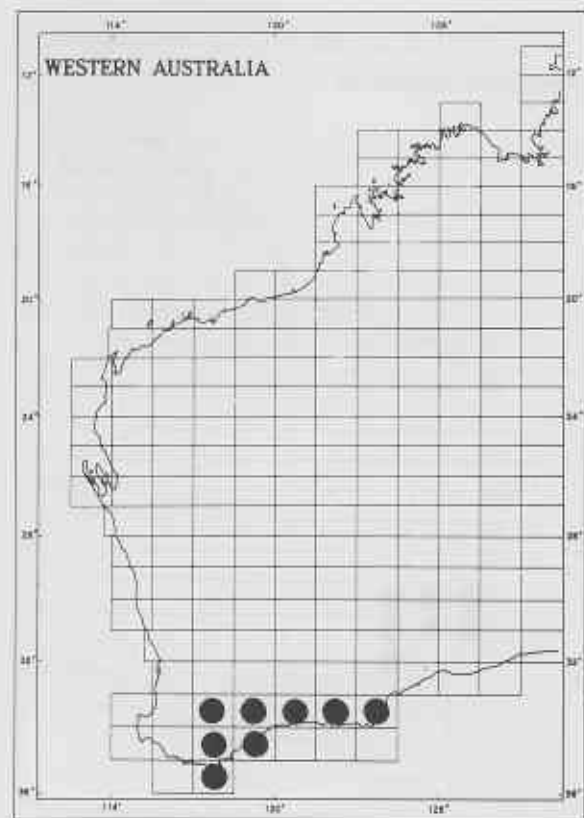
Dryandra plumosa (N)



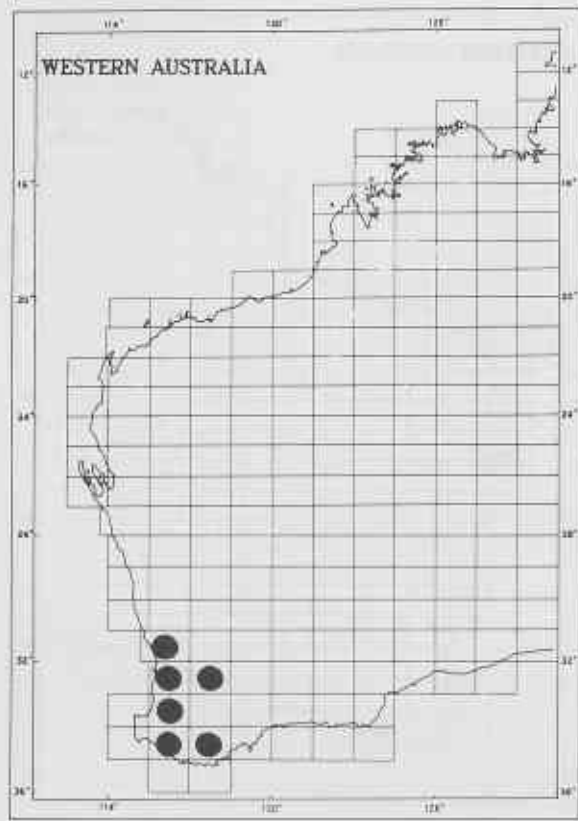
Dryandra preissii (S)



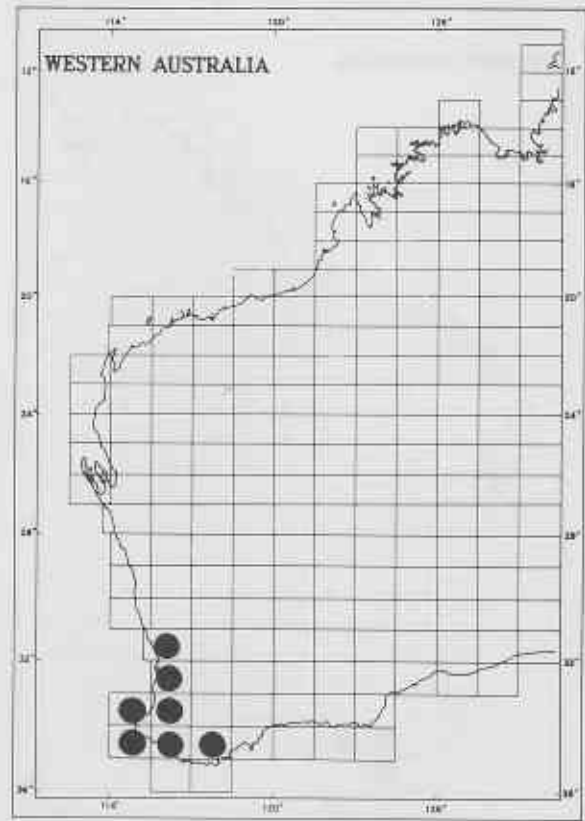
Dryandra stuposa (CS)



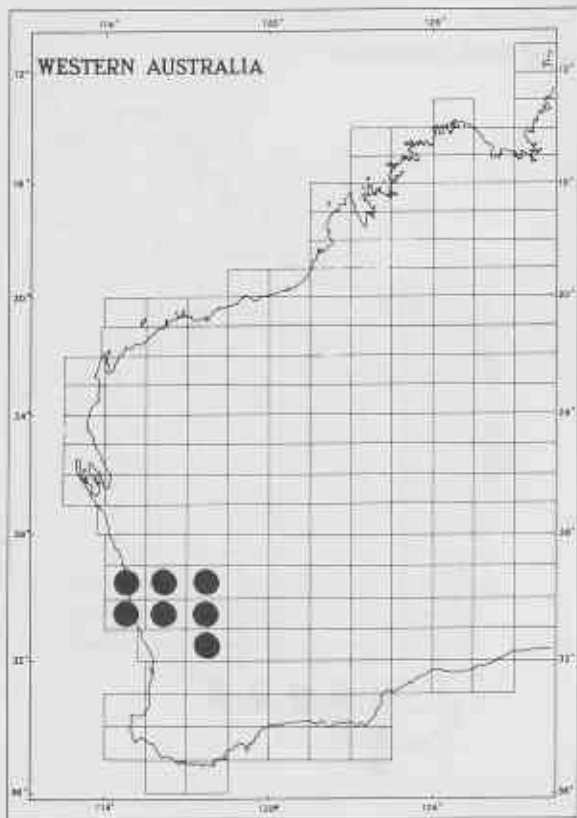
Dryandra tenuifolia (NS)



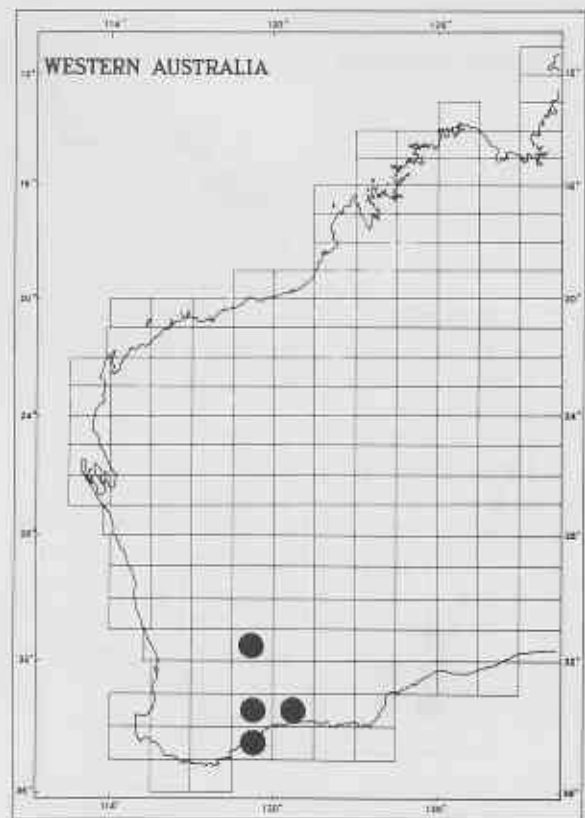
Grevillea pulchella (S)



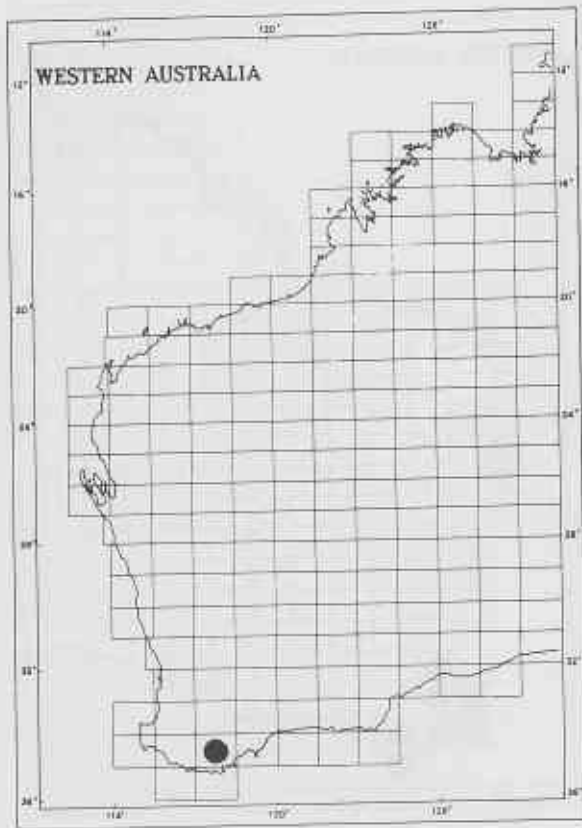
Grevillea quercifolia (N)



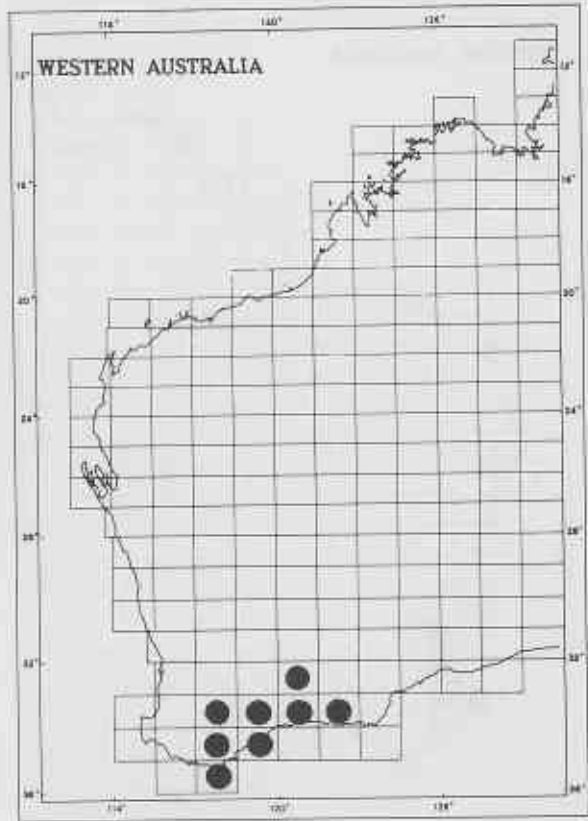
Grevillea shuttleworthiana (N)



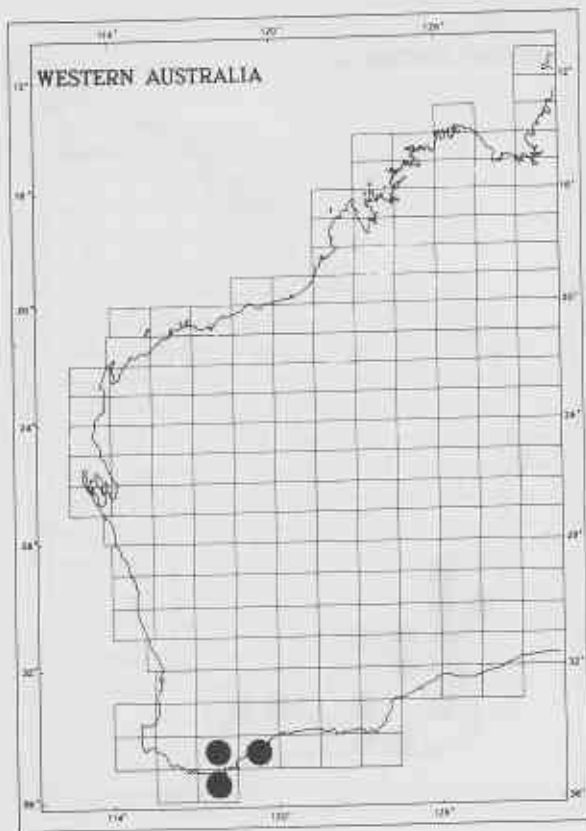
Hakea verrucosa (S)



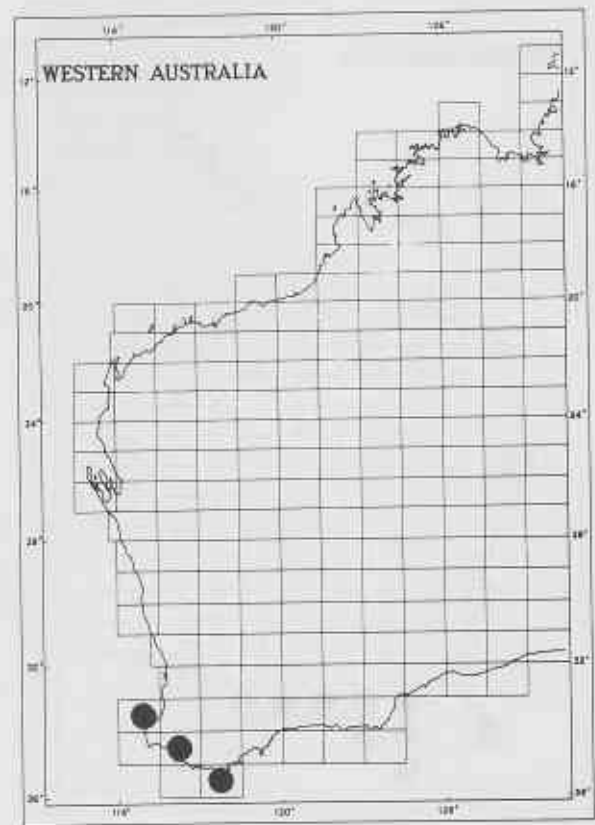
Isopogon baxteri (NS)



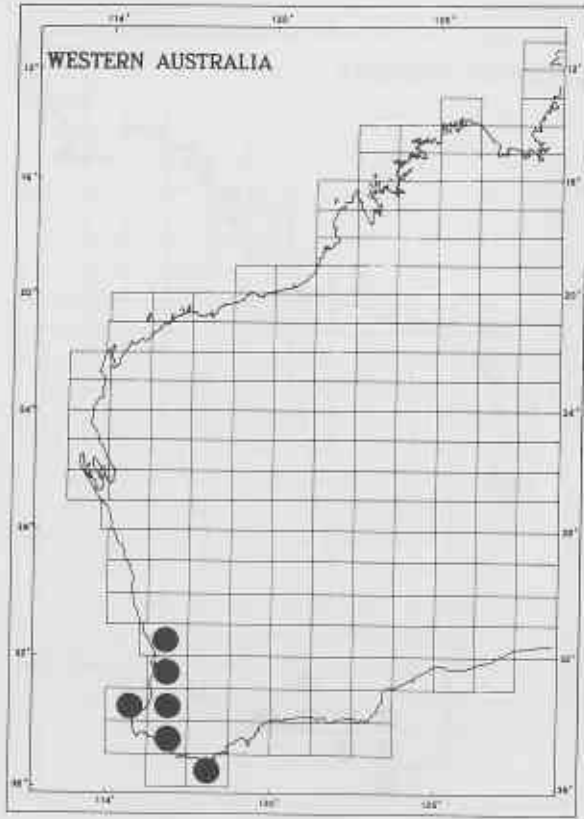
Lambertia inermis (N)



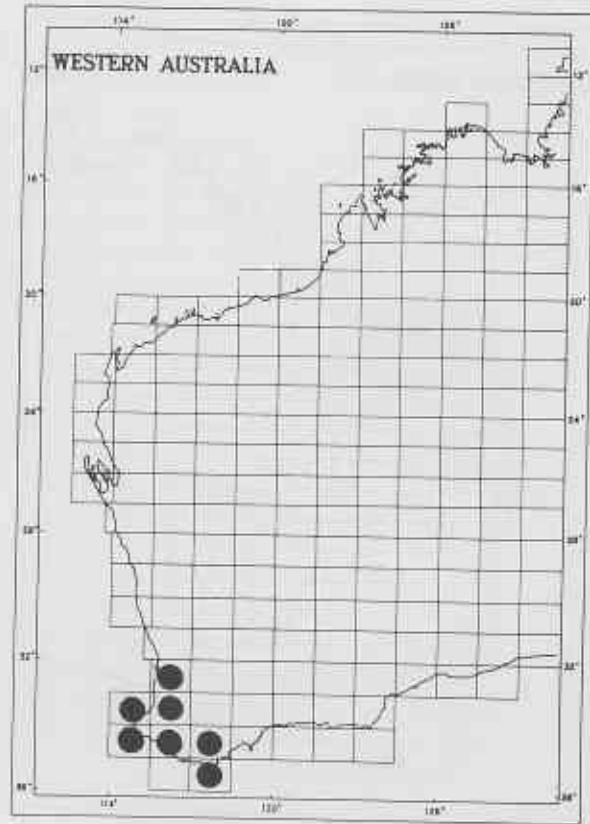
Lambertia uniflora (N)



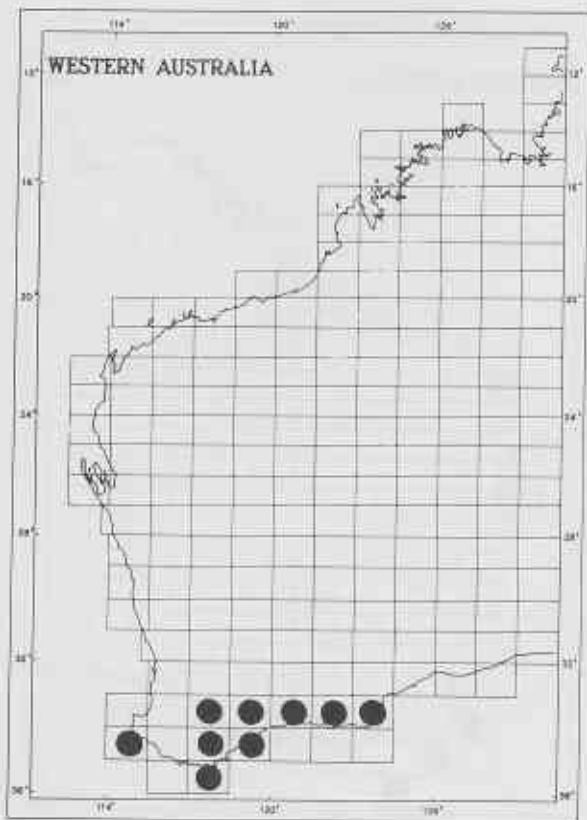
Persoonia articulata (S)



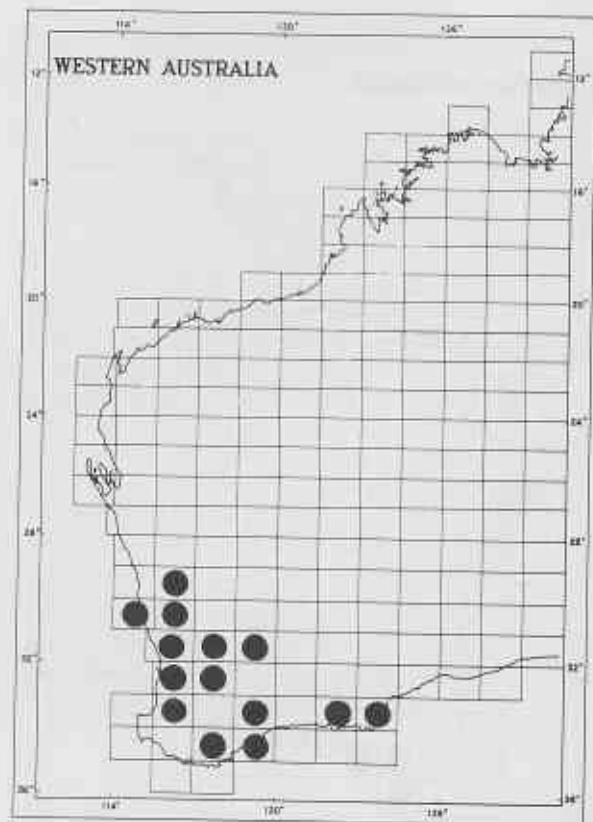
Persoonia elliptica (S)



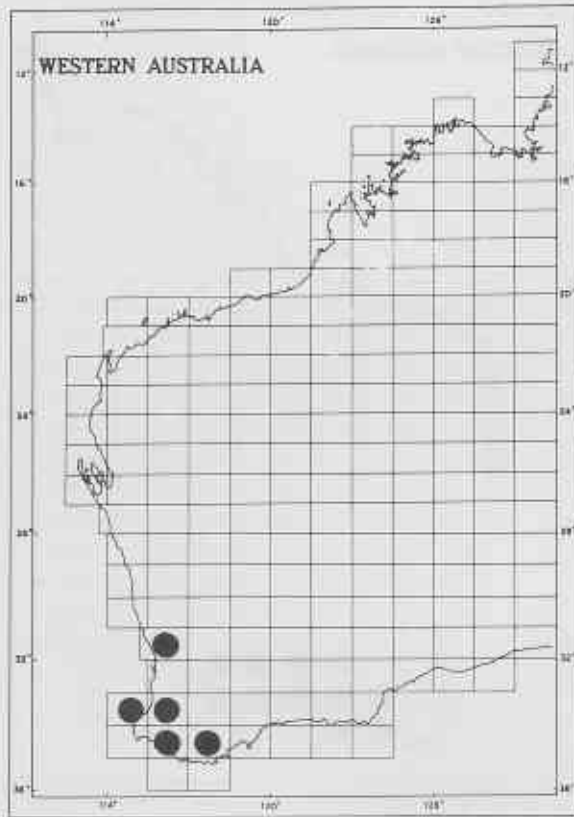
Persoonia longifolia (S)



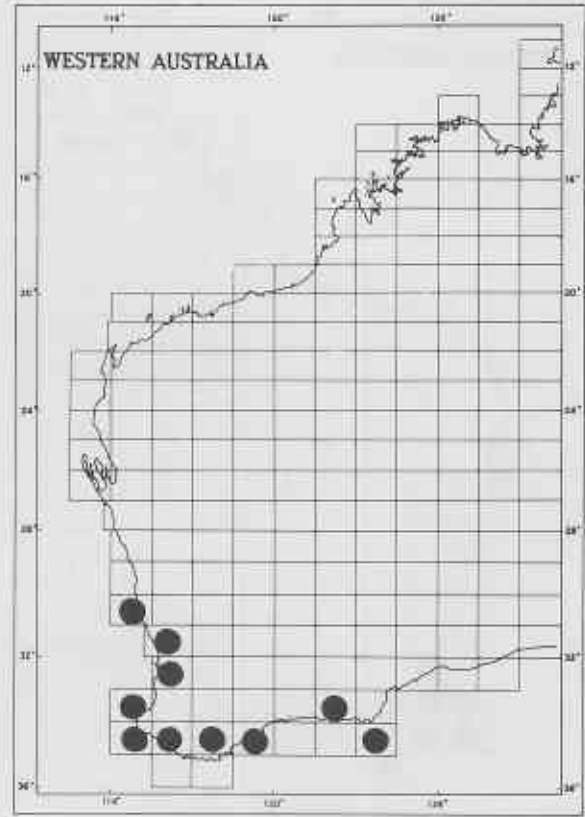
Stirlingia tenuifolia (NS)



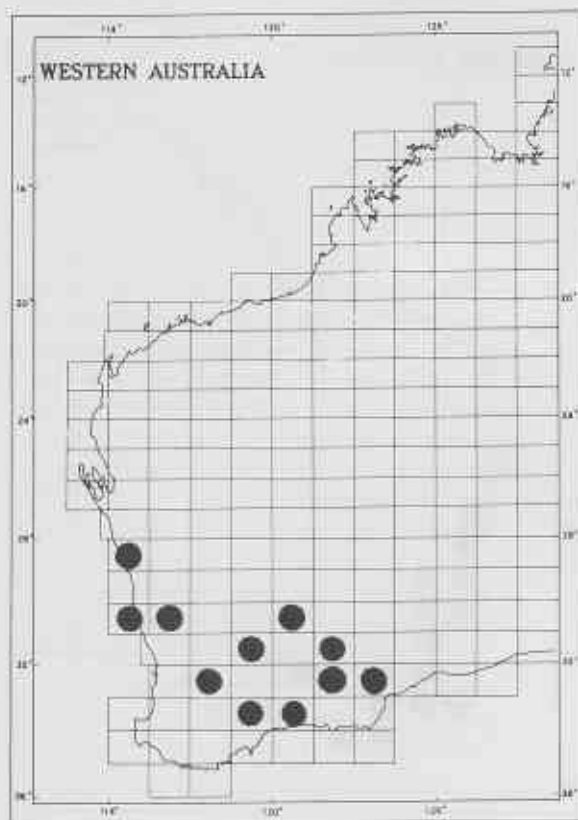
Synaphea petiolaris (C)



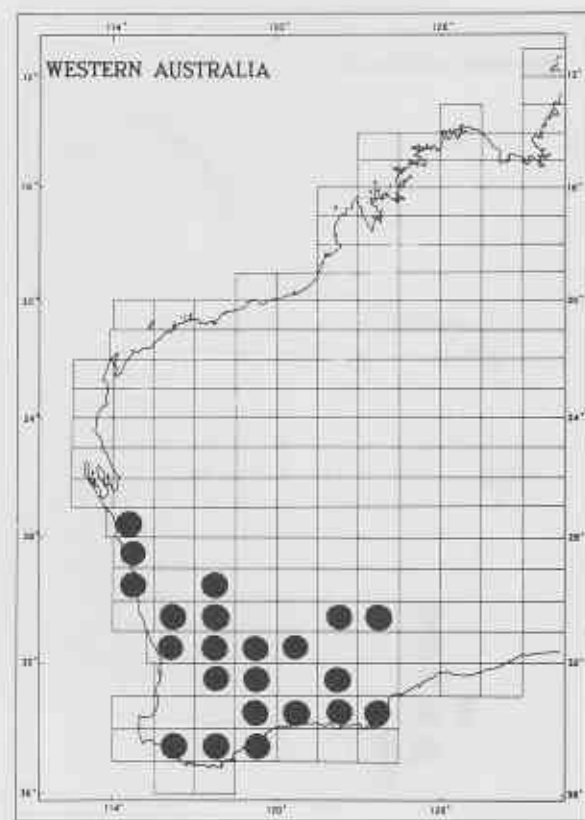
Synaphea reticulata (N)



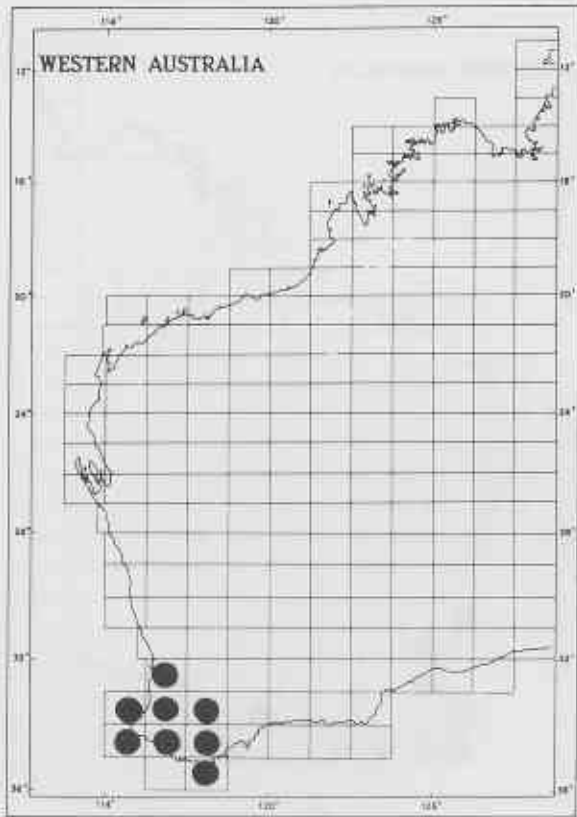
Trymallium floribundum (S)



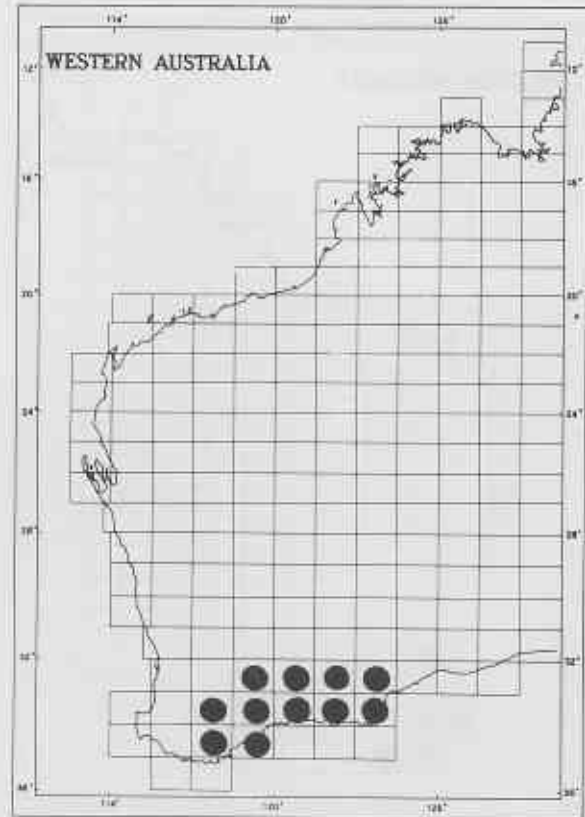
Trymallium myrtillus (N)



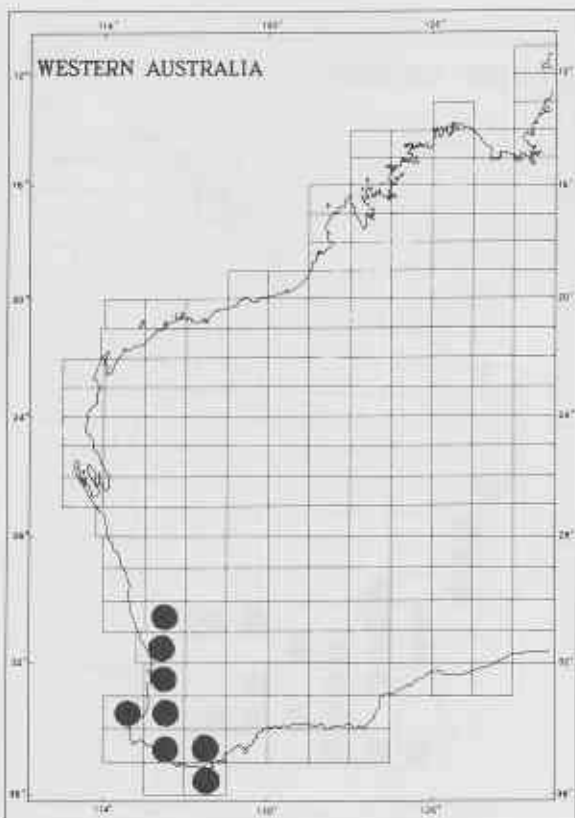
Boronia coerulescens (N)



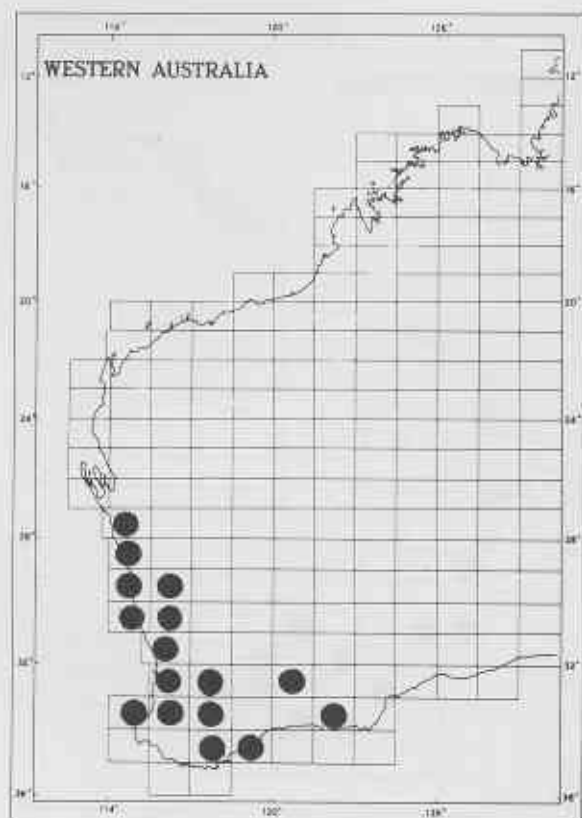
Boronia fastigiata (CN)



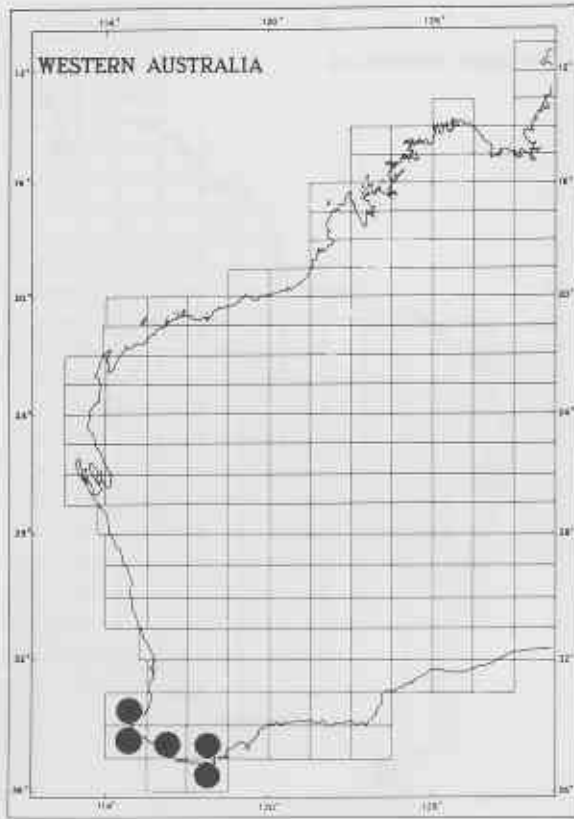
Boronia inornata (C)



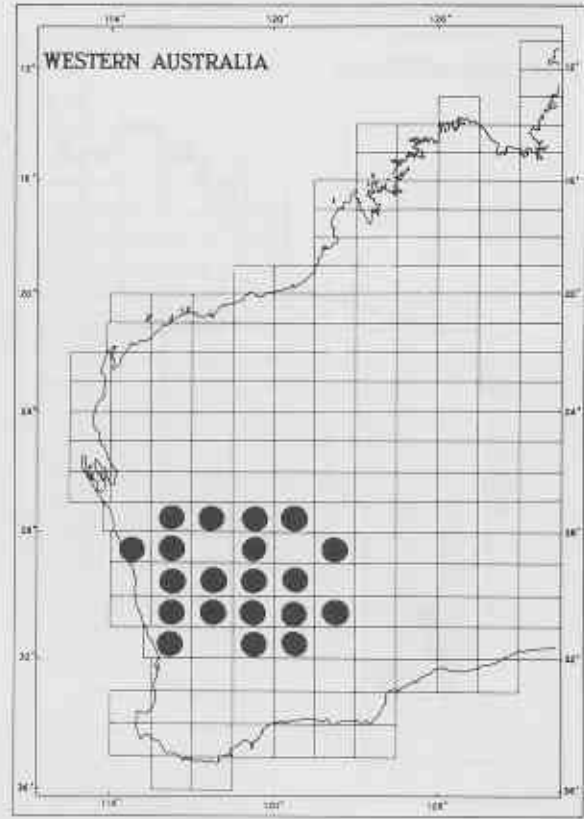
Boronia molloyae (N)



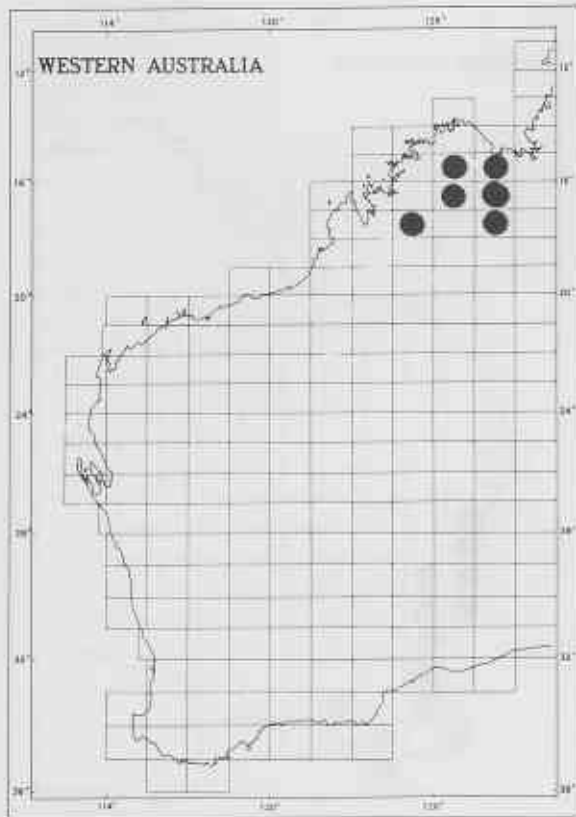
Boronia ramosa (N)



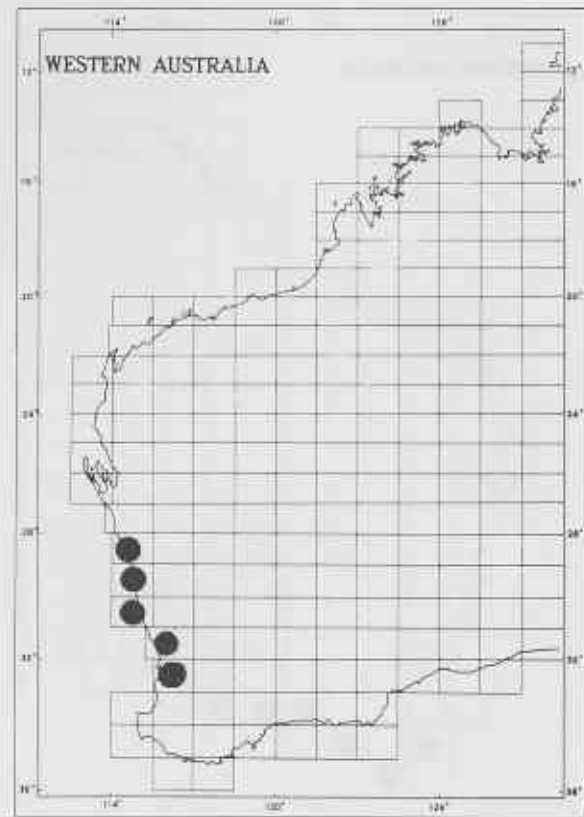
Boronia stricta (S)



Eriostemon brucei (N)

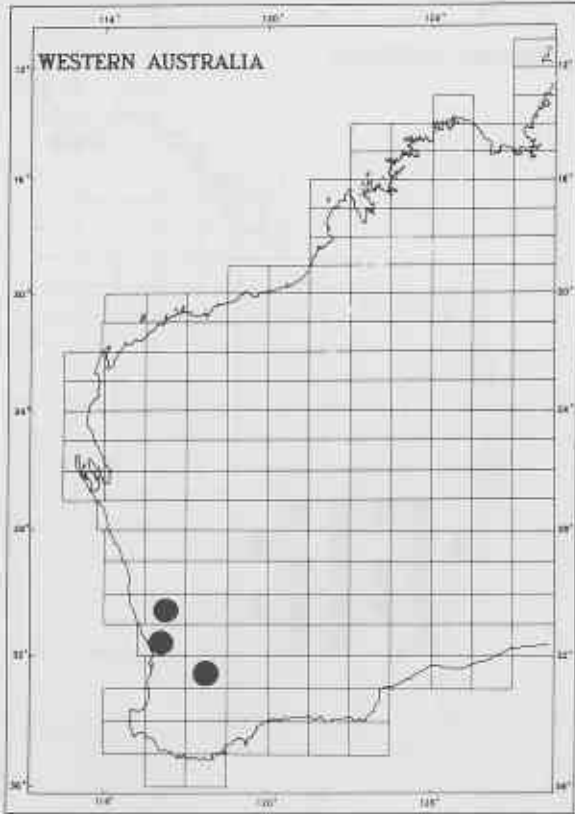


Dodonaea physocarpa (S)



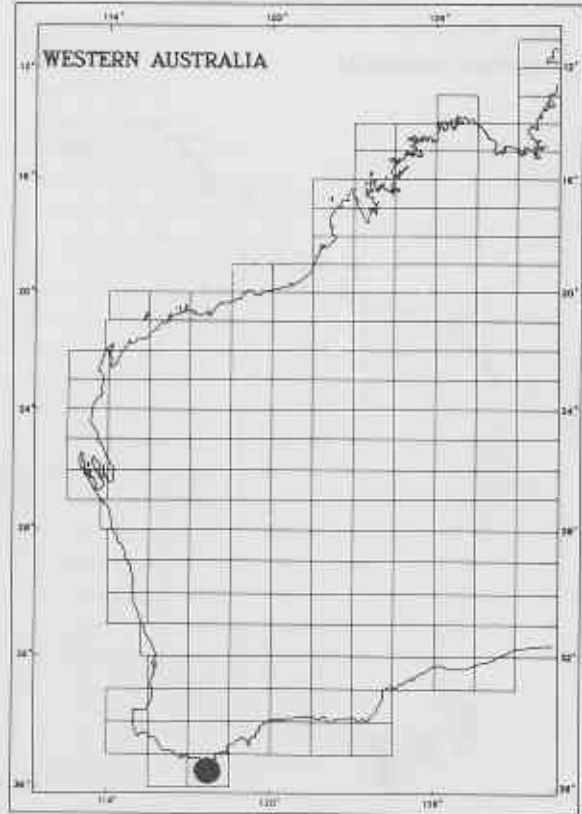
Stackhousia brunonis (C)

Appendix V STERCULIACEAE

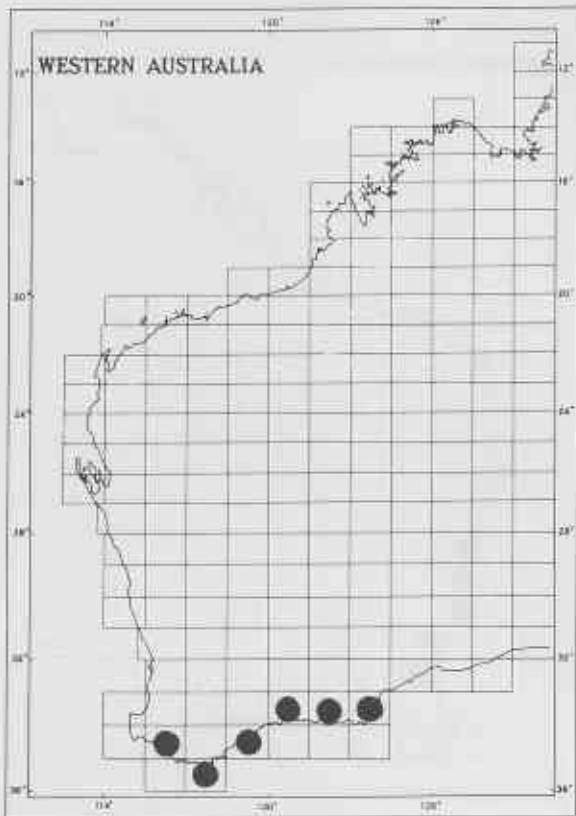


Thomasia tenuivesta (N)

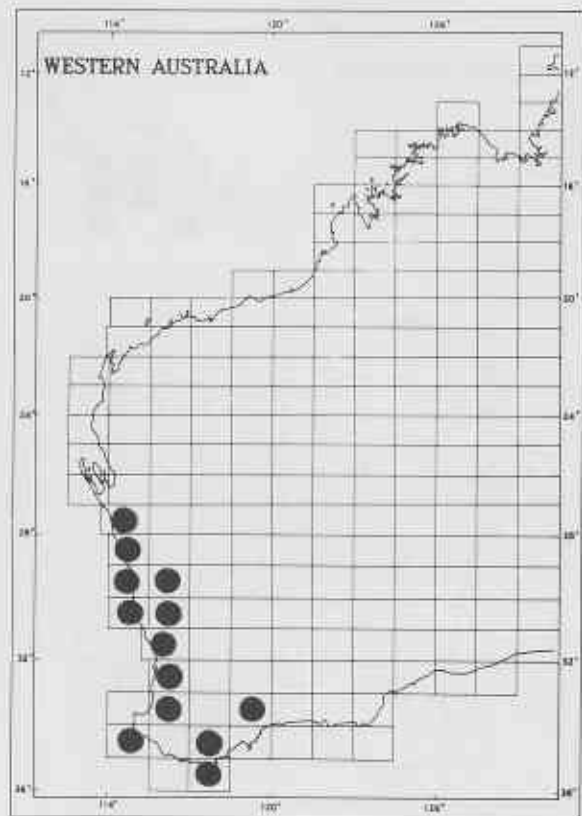
STYLIDIACEAE



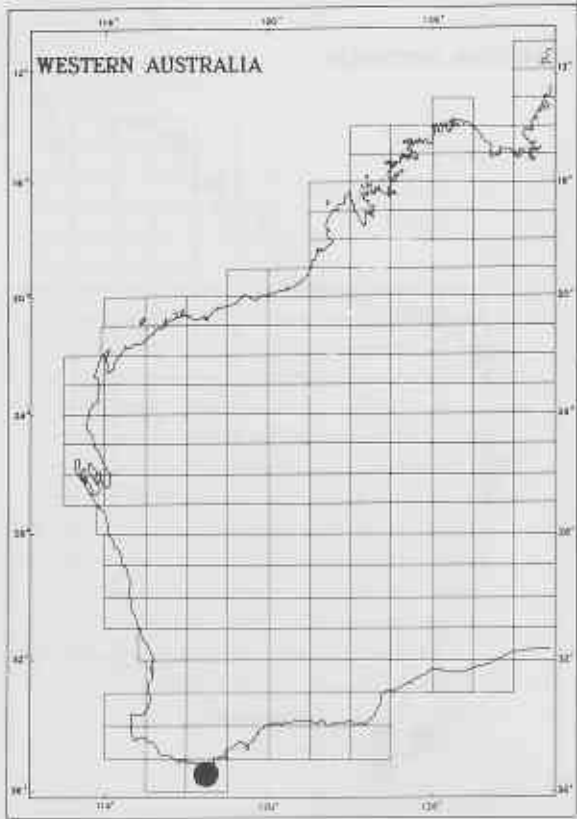
Stylidium articulatum (S)



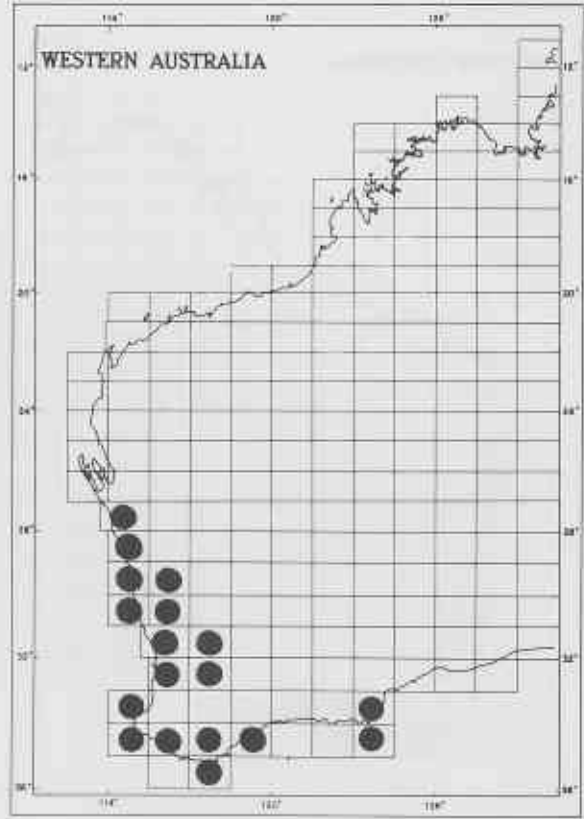
Stylidium assimile (S)



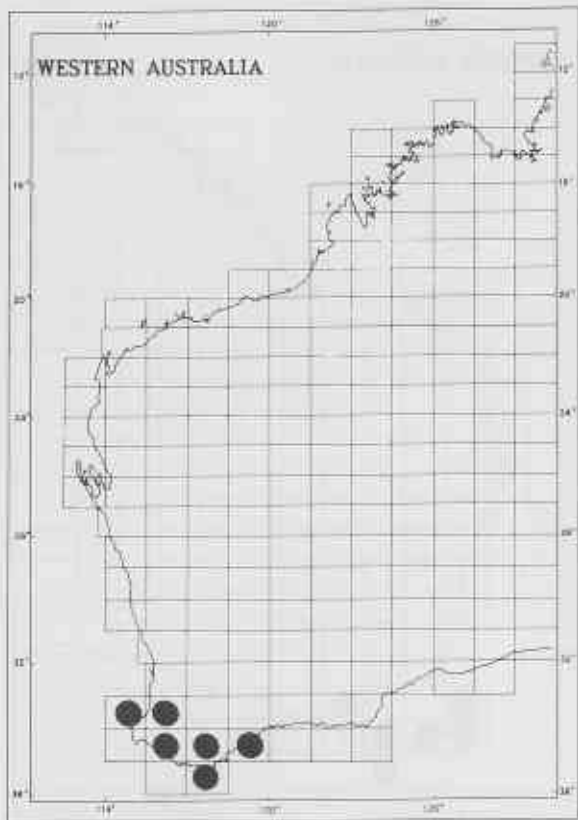
Stylidium brunonianum (S)



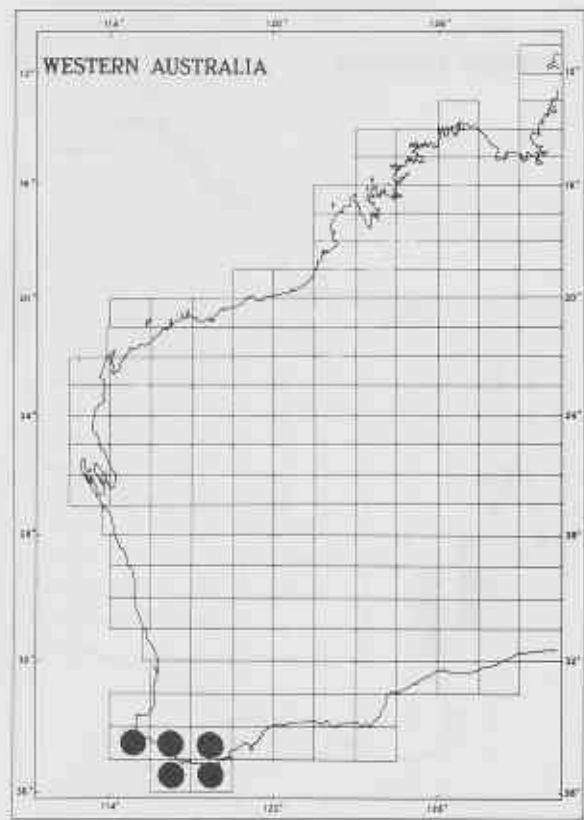
Stylidium plantagineum (S)



Stylidium repens (N)



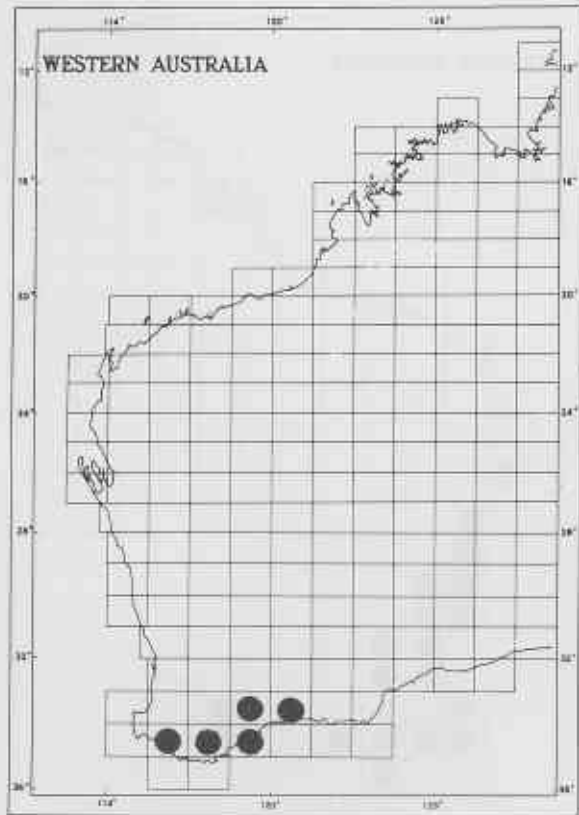
Stylidium scandens (S)



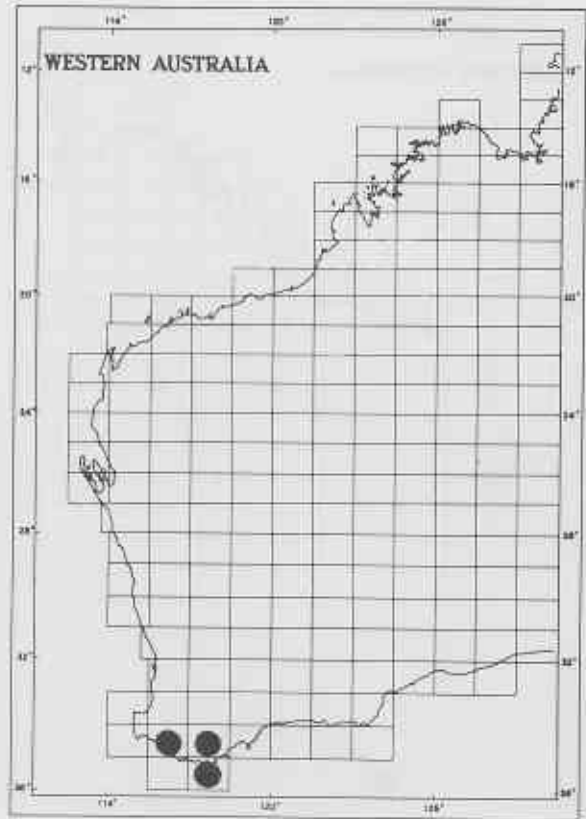
Stylidium spathulatum (NS)

Appendix V STYLIDIACEAE

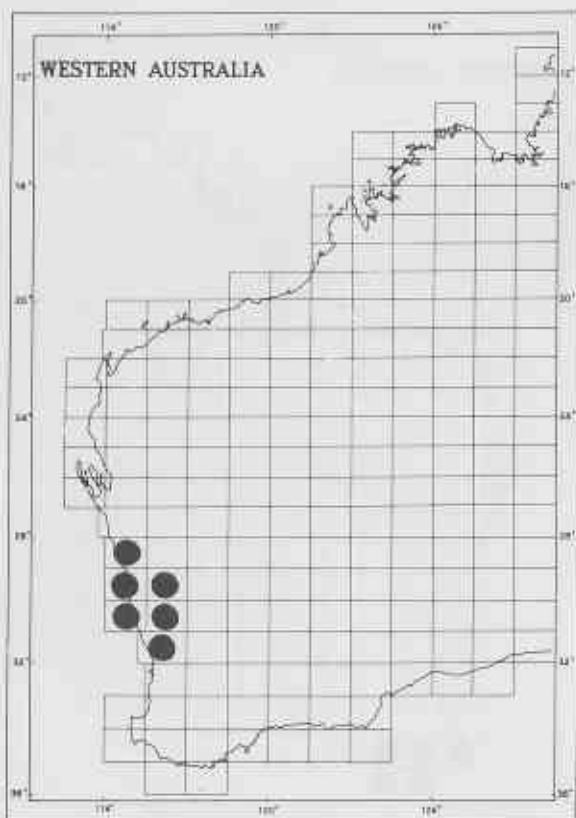
THYMELAEACEAE



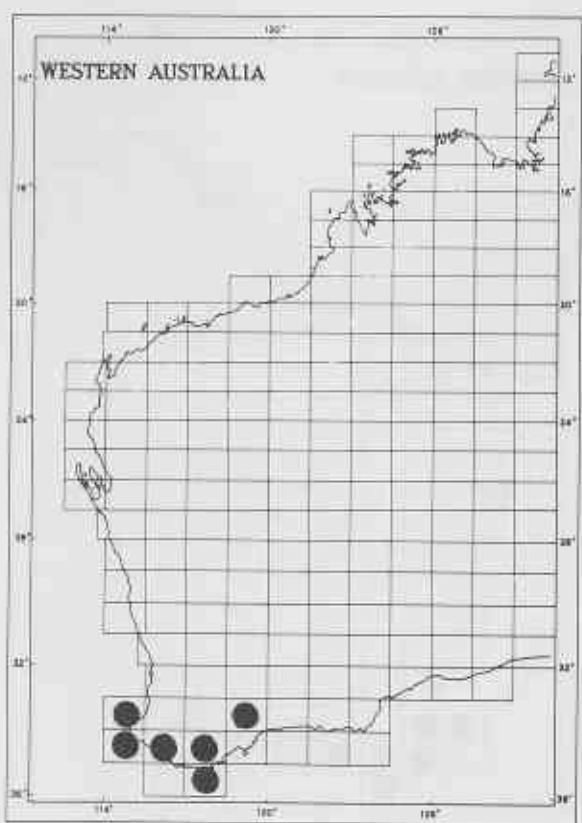
Stylidium spinulosum (S)



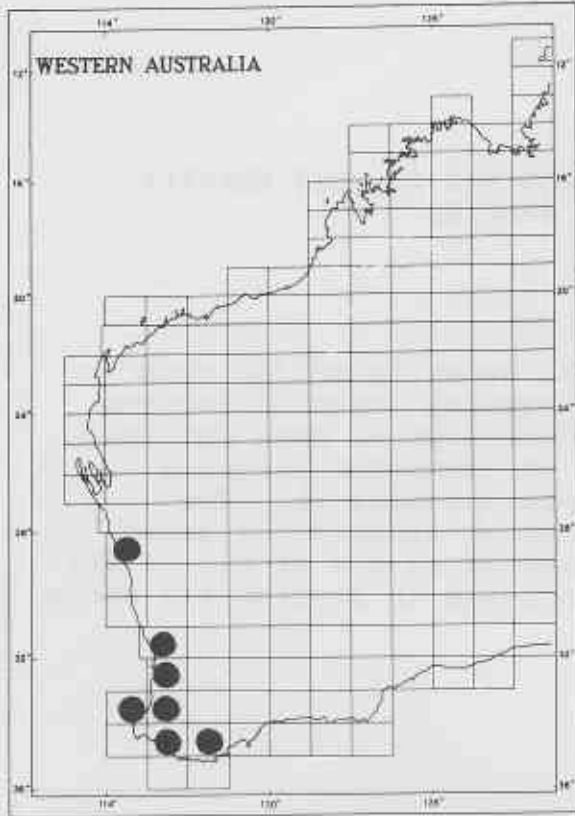
Stylidium violaceum (S)



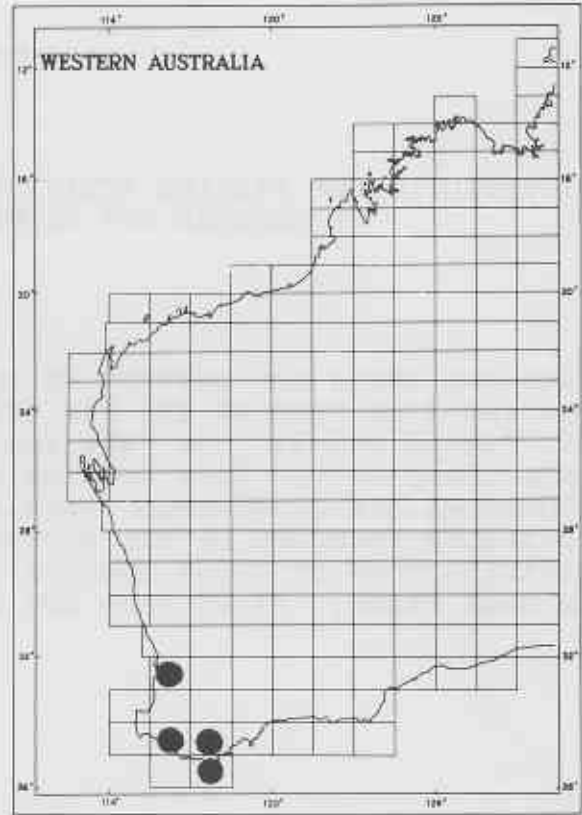
Pimelea floribunda (CN)



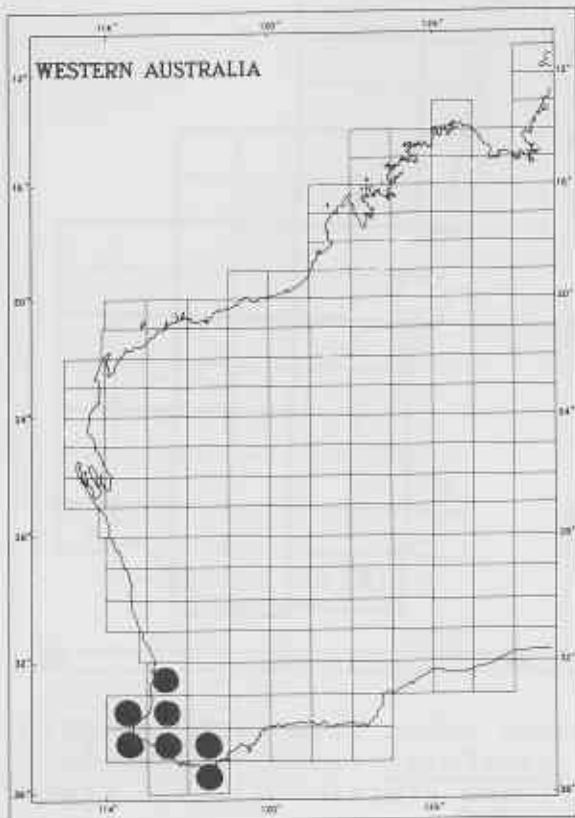
Pimelea longiflora (N)



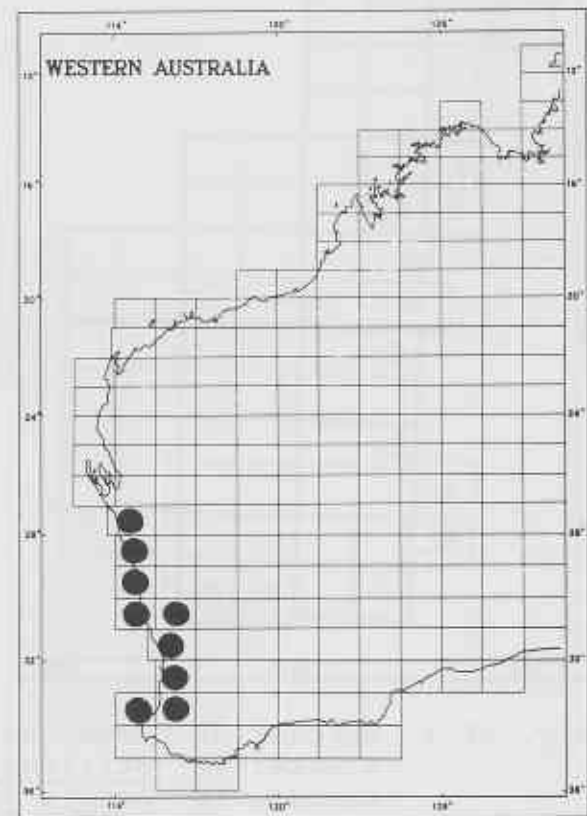
Tetratheca hirsuta (N)



Tetratheca hispidissima (N)



Tetratheca setigera (NS)



Hybanthus calycinus (N)

APPENDIX VI

DISTRIBUTION OF PICKING ACTIVITY FOR THE 21 MOST HEAVILY EXPLOITED CUT FLOWER SPECIES.

Each map shows the percent of total stems taken for each species from each of the map grid squares shown in Section II, Figs 2 and 3. The data for these figures were obtained from the pickers' data base using the computer programs GEOFLORA and GEOGEDPROG detailed in Appendix II. The locations recorded by the pickers match closely the known distributions of these species recorded by Rye *et al.* (1980) in most cases. Exceptions are discussed in Section III above.

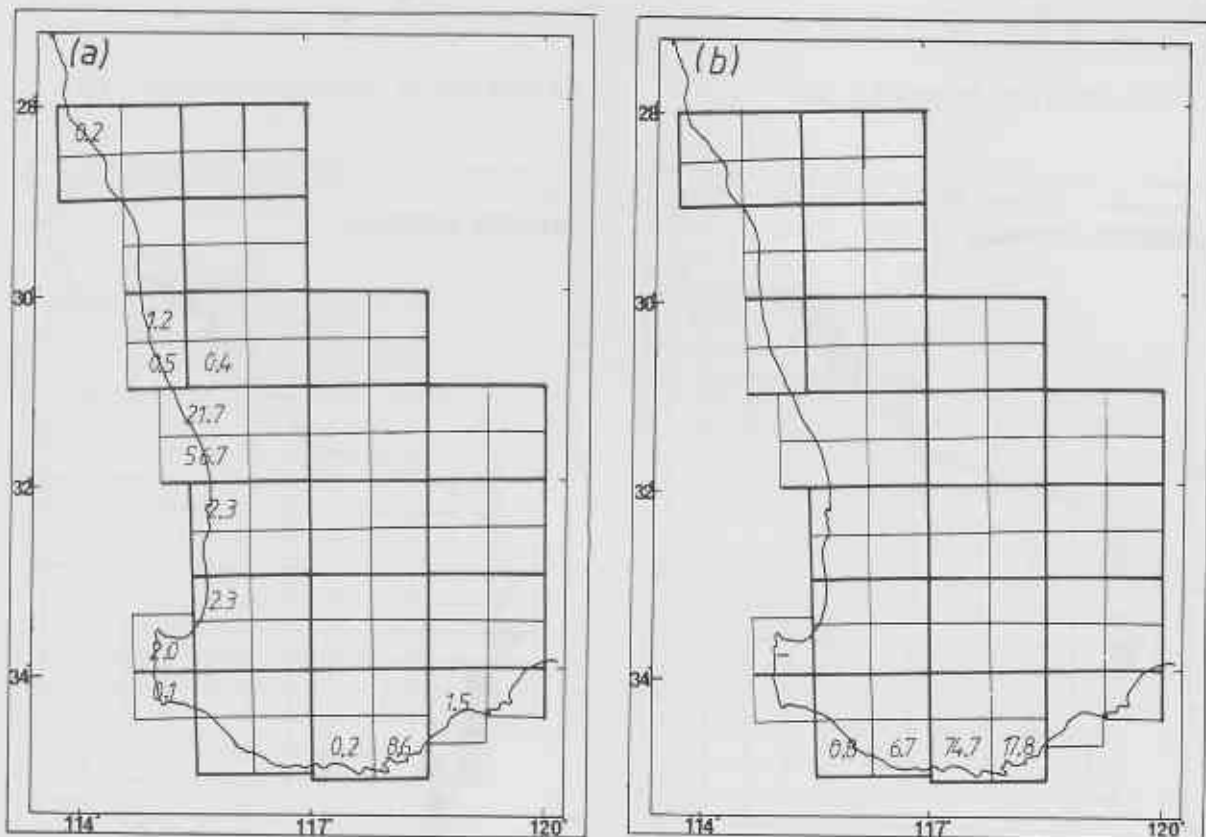


Fig. VI 1. Percent of flowering stems taken from each map grid square; (a) *Stirlingia latifolia* (total=1 425 184 stems), (b) *Agonis parviceps* (total=1 172 976 stems).

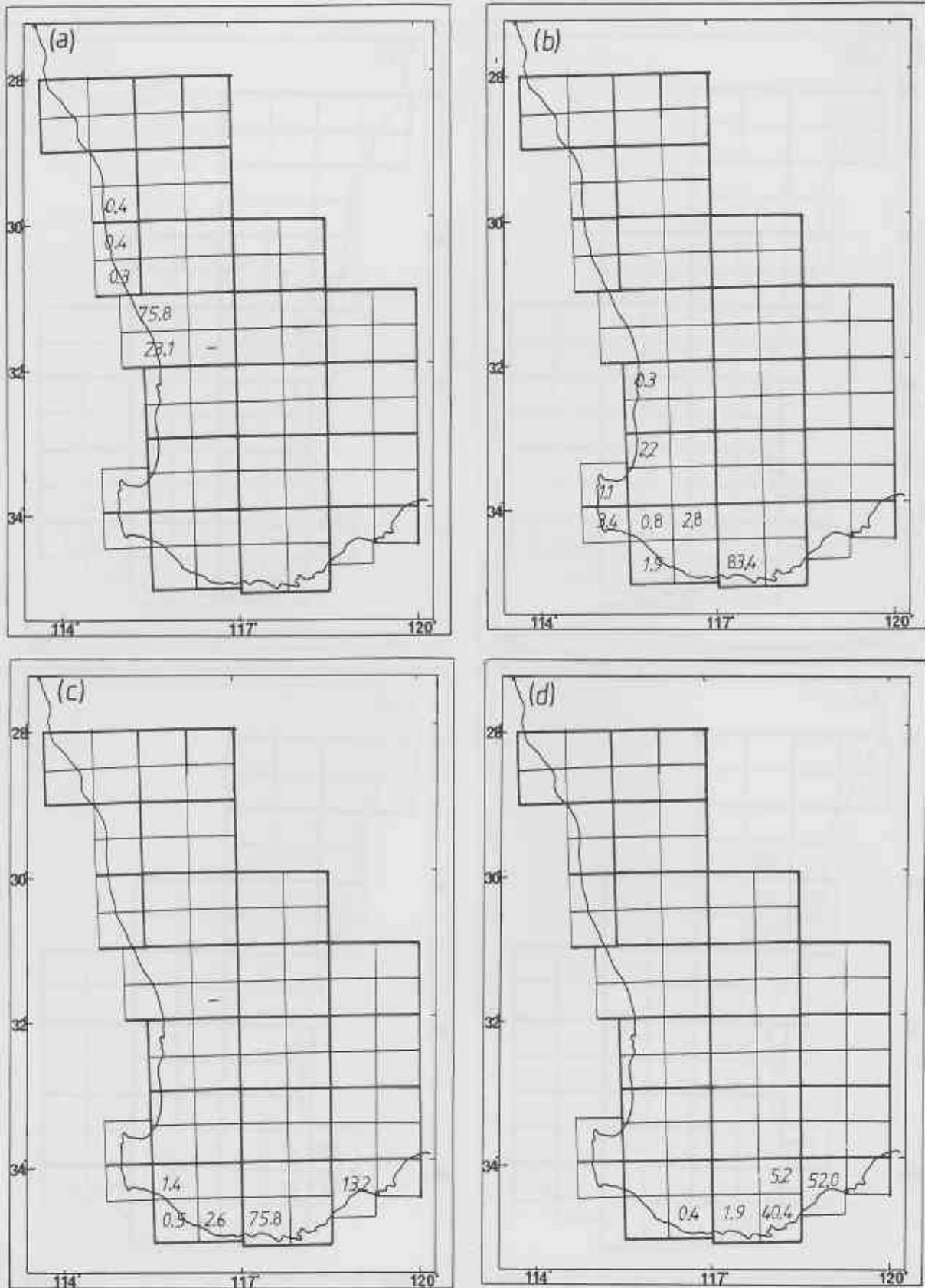


Fig. VI 2. Percent of flowering stems taken from each map grid square; (a) Verticordia nitens (total=1 044 566 stems)
 (b) Podocarpus drouyniana (total=781 222 stems)
 (c) Beaufortia sparsa (total=566 611 stems)
 (d) Banksia coccinea (total=516 455 stems)

Appendix VI

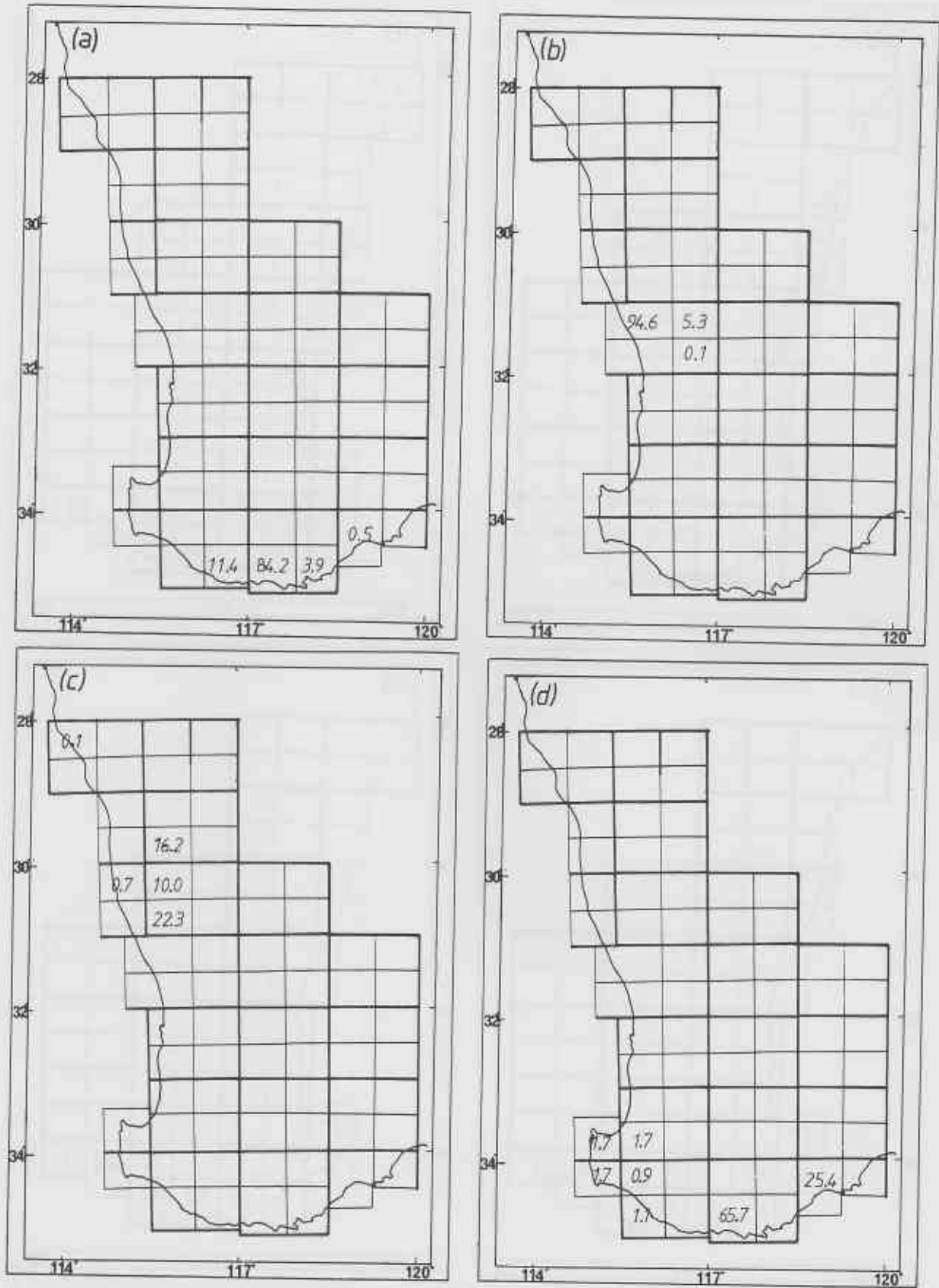


Fig. VI 3. Percent of flowering stems taken from each map grid square; (a) *Dryandra formosa* (total=438 119 stems) (b) *Dryandra polycephala* (total=428 443 stems) (c) *Verticordia brownii* (total=291 228 stems) (d) *Adenanthos obovata* (total=280 130)

Appendix VI

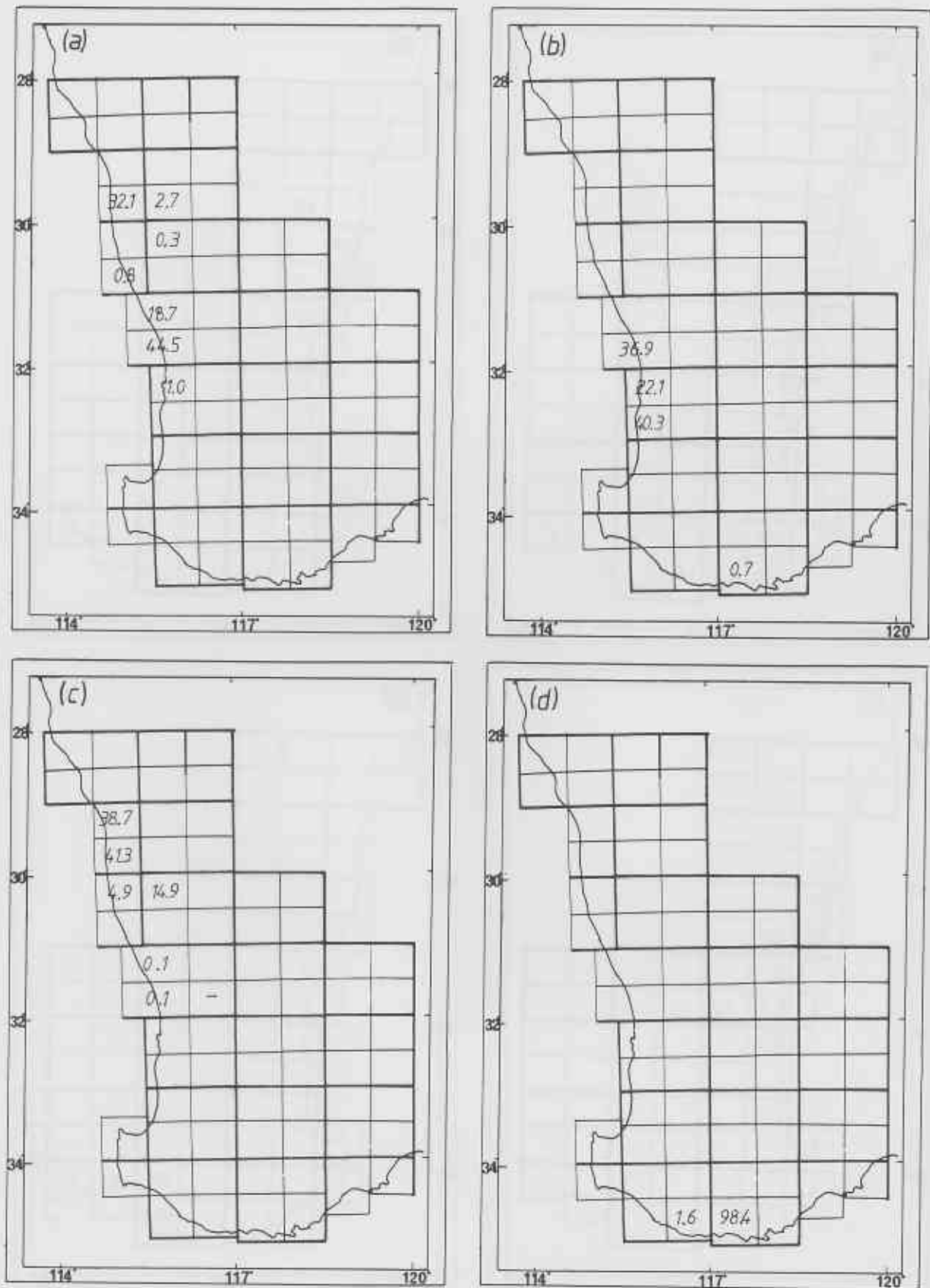


Fig. VI 5. Percent of flowering stems taken from each map grid square; (a) *Verticordia drummondii* (total=210 637 stems) (b) *Helichrysum cordatum* (total=208 200 stems) (c) *Banksia hookerana* (total=192 569 stems) (d) *Beaufortia decussata* (total=179 749 stems)

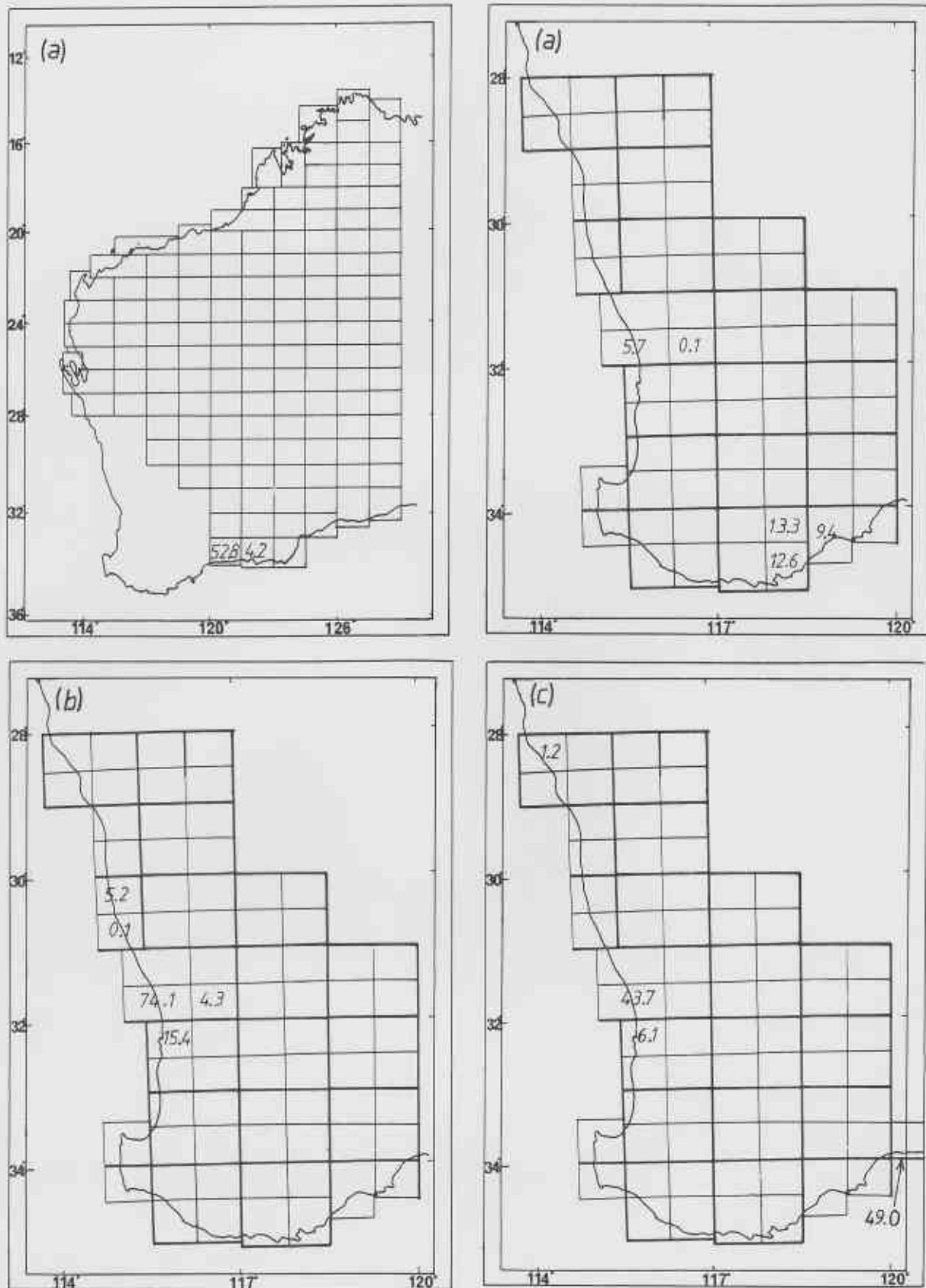


Fig. VI 6. Percent of flowering stems taken from each map grid square; (a) Anigozanthos rufus (total=158 097 stems)
 (b) Chamelaucium uncinatum (total=131 839 stems)
 (c) Helipterum roseum (total=130 960 stems)