

IRIS

NORTH DAKOTA
STATE UNIVERSITY
Ronald C. Smith
Extension Horticulturist JUL 19 1988
Dale Herman
Professor of Horticulture SERIALS DEPT.
Agricultural Experiment Station LIBRARY

IRIS—the word alone conjures up visions of brilliant spring flowers. Iris are among the best-known and loved of garden plants. It is perfectly understandable that the spectacular tall bearded iris, which are hardy herbaceous perennials, receive most of the attention of beginning gardeners. However, there are other less celebrated but equally attractive species of iris for the North Dakota gardener to grow. Planting additional species also extends the blooming season of iris in the landscape. This large genus of about 200 species is native in the North Temperate regions of the world.

BEARDED IRIS—*Iris* (hybrids)

Due to many decades of hybridization, this outstanding group of iris is no longer assigned to a specific species. It was often referred to as German iris in the past. The most common groups are dwarf, intermediate and tall.

Dwarf bearded iris (*Iris pumila*) grow from 3-11 inches in height. Intermediate bearded iris are 1-2 feet in height. Tall bearded iris reach 2-4 feet. They give a season of bloom extending from early May to mid June, one group merging into the other. The intermediates are actually results of crossing the early dwarfs and the late, tall bearded iris. They are, as the name implies, intermediate in season of flowering and in height. The tall bearded iris are the most popular type in home gardens and landscapes.

FLOWERS: Iris have orchid-like flowers. Nine to 12 buds are usually found growing on short side branches on each stem. Each blossom lasts about three days.

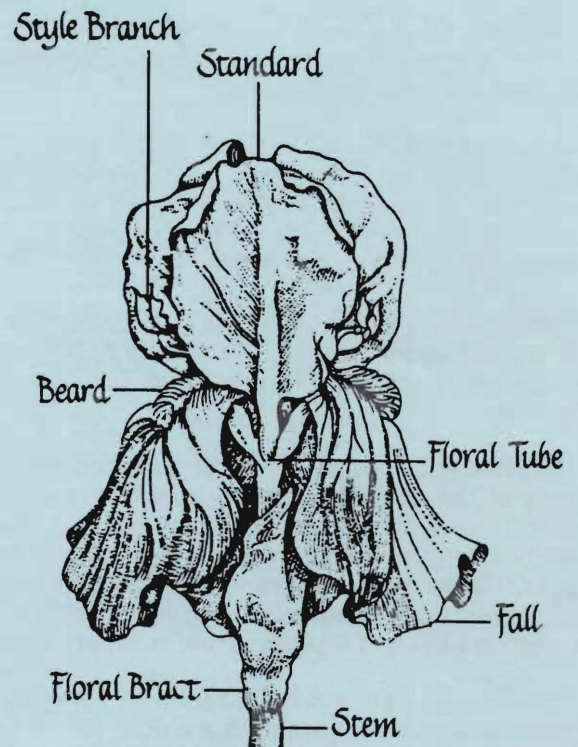



Figure 1. Bearded iris.

Case
S
544.3
N9
A8
1988
no. 113



NDSU EXTENSION SERVICE

North Dakota State University, Fargo, ND 58105

Three upright petals are called standards. Three sepals hang downward and are known as falls. Iris may have standards and falls of the same color or standards may be one color and falls a different color. Principal iris colors are lavender, blue, white, purple, rose-red, yellow, pink, brown or various combinations and blends of these colors. The beard is the fuzzy, fringed appendage above the falls.

CULTURE: The two major requirements for successfully growing all classes of bearded iris are full sun and good drainage. The plants grow well in almost any good garden soil, but are less susceptible to disease, such as root rot, in soils of only moderate fertility. Extremely heavy, rich soils tend to produce soft growth. This increases problems with root rot, the most serious problem with iris.

Iris should not be crowded by other plants that overshadow or mat closely about root and foliage. Keep iris free of weeds by practicing clean, shallow cultivation. Free air movement in and about iris plants is the best insurance against foliage diseases.

WHERE TO PLANT: Bearded iris are excellent for planting in borders, beds and foundation plantings. Where heavy, poorly drained soils are a problem, beds can be raised slightly above paths or sod areas to provide the necessary drainage.

Prepare beds a week before planting to allow the soil time enough to settle. Deep spading assures an ideal planting bed for iris.

The use of barnyard manure on iris should be discouraged, since it favors development of root rots. Well rotted manure can be used when it is carefully worked into the soil, but surface applications are not advisable.

WHEN AND HOW TO PLANT: Bearded iris can be divided or planted almost any time, but late July or August is the ideal time to plant iris in North Dakota.

DIVISION OF OLD CLUMPS: Bearded iris and many of the beardless types grow from an underground structure called a rhizome. This is a fleshy stem from which extend the true, stringy roots. These rhizomes branch and in time overgrow and crowd each other so that it is necessary to dig and divide every 3-4 years under ordinary culture.

The division should be reduced to a single, current-season rhizome with a single fan of leaves. Cut the leaves back to a length of 6-9 inches. Always discard weak or diseased parts.

Set the division in a shallow hole large enough to accommodate the division and the attached fibrous roots. Cover the top of the rhizome with

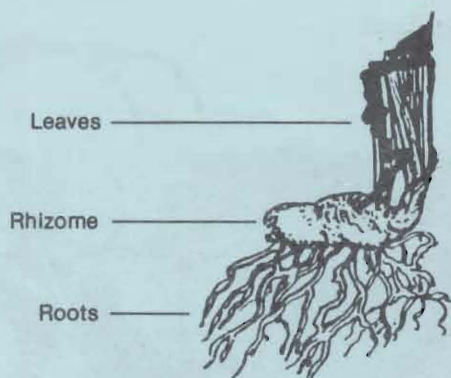


Figure 2. Ready for Planting.

only ½ inch of soil. Depth of planting is particularly important in heavy, clay soils where drainage may be impeded.

Plant four to six single divisions 12-15 inches apart to form a group. Iris groups should be spaced about 4 feet apart. If set closer, plants will become crowded quicker and have to be reset more often. Planting seed is not practical for the amateur. Iris do not come true from seed!

HARDINESS: Iris are generally hardy in North Dakota. They will not, however, stand being under water for any length of time. Iris may be covered by mulch during winter. Clean flax straw is good. Mulch is especially necessary if iris are planted in an exposed location and not protected by a blanket of snow.

CULTIVARS: As with many other ornamentals, there are many hundreds of cultivars of bearded iris. Since hardiness is important in North Dakota, the list on the back page contains some of the proven and reliable cultivars.

The large flowers produced by the bearded iris discussed above are second to none for showiness in garden landscapes. However, the foliage may be deficient in quality throughout the growing season. The following iris species display longer or more graceful foliage and produce attractive fountain-like accents in the landscape. Quality flowers are an additional asset.

SIBERIAN IRIS—*Iris sibirica*

Siberian iris are characterized by refined, grass-like foliage that provide an attractive accent all summer. Slender flower stalks give rise to elegant, beardless flowers, with the standards normally much shorter in length than the larger falls. Plants grow 1½-3 feet tall in dense compact clumps. The rhizomes are small tough and fibrous, and plants root quite deeply

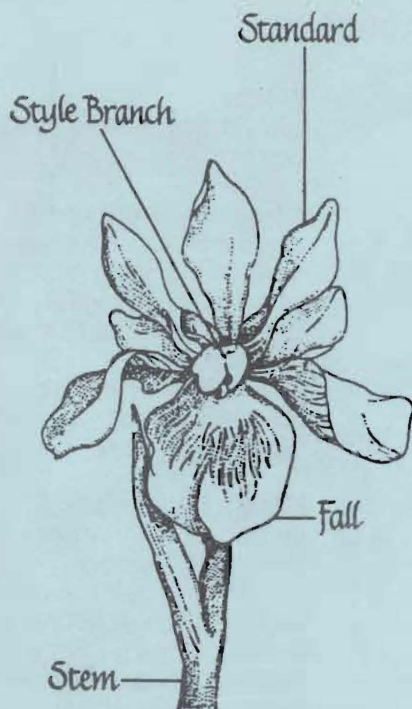


Figure 3. Iris (Beardless).

Siberian iris are of easy culture, thriving in most soils in full sun or light shade. They grow best, however, in fertile, moist soils. The range of colors, heights and bloom tissue is expanding steadily thanks to the efforts of hybridizers. Beds should be well prepared with organic matter as this iris will be a long-lived planting. Clumps eventually become matted and are best divided after 5-10 years. Divide in July or August and keep new transplants of this species fairly moist during root establishment. Some Siberian iris cultivars to consider are as follows:

- Butter and Sugar - white, yellow falls
- Cesar's Brother - pansy-violet
- Dewfull - blue
- Ego - deep wine - blue, ruffled
- Fairy Dawn - pale lavender pink
- Flight of Butterflies - blue, faint flue-white between veins
- Little White - white, dwarf in height
- Orville Fay - bright blue, navy-blue veins
- Persimmon - large, mid-blue flowers
- Ruffled Velvet - plum purple
- Sea Shadows - mixed shades of blue and turquoise
- Sky Wings - light blue and yellow ivory bicolor
- Snow Queen - white
- Sparkling Rose - rose-wine
- Steve Varner - sky blue
- Super Ego - lavender blue, veined purple
- White Swirl - white, ruffled, wide falls

SPURIA IRIS—*Iris spuria*

This species is sometimes called butterfly iris. It has characteristics similar to Siberian iris, but it is taller (2-3 feet), has broader leaves and larger, beardless flowers. Most common colors are blue-purple to lilac, but additional colors are readily available, including white and yellow. Spurias are becoming more popular, since they extend the iris bloom season and the ornate flowers are excellent for arrangements. They are effective when planted toward the back of flower borders.

Like Siberian iris, spurias prefer a rich soil and plenty of moisture. The short rhizomes can be divided in early spring or fall. Some excellent cultivars are as follows:

- Golden Lady - yellow
- Highline Lavender - lavender, flushed with yellow
- Imperial Night - deep purple and bright yellow
- Morning Tide - white with light blue veins
- Mrs. Tate - light blue
- Premier - lavender-blue with yellow flush
- Ruffled Canary - white and yellow, ruffled
- Shelford Giant - white and yellow, very large
- Sunny Day - golden yellow, excellent

YELLOW FLAG—*Iris pseudacorus*

This beautiful bearded iris is of special interest for growing wherever fertile, moist soils are available. It performs well in flower beds, growing 3-4½ feet tall. It is effective along ponds or streams or any water feature in the landscape. The exquisite flowers are a brilliant yellow with darker veining, borne on stalks tightly held by the leaves. The bright green leaves result in a striking landscape accent even when plants are not in bloom. Plants can be divided in early spring. A double-flowered form is available under the cultivar name "Flore-Plena."

Cultivar Recommendations*

Brown-Bronze
Autumn Leaves
Malaysia
Penny A Pinch

Cream/Yellow
Cream Taffeta

Deep Blue
Blue Lustre
Pacific Panorama

Deep Violet
Superstition
Study in Black

Gold
Carolina Gold
Golden Opportunity
Granada Gold

Lavender-Violet
Amethyst Flame
Mary Frances

Medium Blue
Babbling Brook

Bicolors - (two colors falls darker than standards)
Burning Desire
(bronze-red/hazelnut brown)
Camelot Rose (orchid/burgandy)

Orange
Fresno Calypso
Orange Empire

Pale Blue
Added Praise
Azure Apagee

Peach
Peach Sundae

Pink
Cherished
Chrub Choir
Heartbeat
Tahiti Sunrise
Vanity

Purple
Purple Pomp

Red
Firestone
Post Time
Red Ginger
Uproar
Vitafire

Wine & Roses
(pink/violet)

Variegata - (yellow standards and dark falls)
Allouetta (yellow/red)
Timely Way (yellow/brown)

Rose - Deep Rose
Gracie Pfost, Raspberry
Ripples

Windsor Rose

Violet
Royal Regency
Grand Alliance

White
Christmas Time
Ice Sculpture
Mt. Olympus

Yellow
Lemon Brocade
Lemon Lyric

Amoena - white or near white standards and colored falls)
Gold and Ermine (white/gold)
Lemon Crown (white/yellow)
Mission Ridge (white/blue)

Bitone (two shades of same color)
Mystique (blue)
Dialogue (violet)

Plicata (Stitched or stipled color on light background)
Chinquapin (brown/yellow)
Dot and Dash (dark violet/white)
Hallelujah Trail (red/white)
Jesse's Song (violet/white)
Radiant Apogee (yellow/white)
Sentry (violet/white)
Spinning Wheel (blue violet/white)
Stepping Out (dark violet/white)
Wild Apache (red violet/white)

*Arthur Jensen, Rural Route 1, Fargo, is an iris grower and has made helpful suggestions in compiling this list of recommended cultivars.

Helping You Put Knowledge To Work

NDSU Extension Service, North Dakota State University of Agriculture and Applied Science, and U.S. Department of Agriculture cooperating. William H. Pietsch, Director, Fargo, North Dakota. Distributed in furtherance of the Acts of Congress of May 8 and June 30, 1914. We offer our programs and facilities to all persons regardless of race, color, sex, religion, age, national origin, or handicap; and are an equal opportunity employer.