

K-ETD
Emergency Transfer Dial



Page 10

Weldable Gate Boxes



Starting Page 27

Cylinder Guards



Page 15

Door Loops



Pages 18-19




K-GBJ
Gate Box Installation Jig



Page 25

K-18 Change Key Set



Page 12

#Tamper- Tamper
Resistant Screwdriver



Page 8

U-HOLD
Universal Scope Holer



Page 10

TABLE OF CONTENTS

Tools.....	3-9
Drill Bits.....	6
Roll Pins.....	7
Tamper Resistant Screws.....	8-9
Safe Products.....	10-13
Aluminum Door Security (Style Guards).....	14
Cylinder Guards.....	15
Protect-A-Lok.....	16
Installation Templates.....	17
Door Loops.....	18-19
Automotive Tools.....	20-21
Retail Products.....	22-23
Gate Box Tools.....	24-25
Gate Box Related Products.....	26-27, 36
Blank Weldable and Universal Mortise Gate Boxes.....	36
Single and Double Cylindrical Gate Boxes	27
Understanding Gate Box Stock Numbers.....	36
Gate Box Cross Reference Guide.....	28-35
Gate Box Photo Reference Guide.....	37-47
Notes on ANSI Electric Strikes.....	47



At Keedex, ***“Ideas that Work”*** is our commitment to providing you with reliable and innovative products. Keedex Products are designed by security professionals who understand your needs. Keedex has established a reputation as a leading manufacturer of high quality products for the access control, safe, locksmith, and security hardware industries.

If your distributor is out of stock on an item, or if it is a new item that they do not have in inventory yet, please do not hesitate to place your order with them. We have very short lead times, and we impose no minimum order requirements on your distributor for drop shipments.

Keedex sells products exclusively through distribution.

Limited Warranty –

Keedex, Inc. warrants that its products will be free from defects in materials and workmanship (excluding oxidation or discoloration) for a period of one year from the date of sale to the user. Our only obligation will be to replace the defective product or parts upon inspection, together with proof of purchase from one of our agents dated within the warranty period.

We assume no liability for any labor charges regarding the removal or reinstallation of the products; nor will any freight, postage or handling expense relative to the product be covered. Damage caused by accident, misuse, abuse or improper installation are not covered by this warranty. Except as expressly stated herein, there is no warranty, whether expressed or implied, provided by Keedex, Inc. No other person has authority to assume any obligation or liability in addition to this warranty

This catalog is intended to be free from errors. However, should errors be contained within, Keedex is not responsible for any cost associated with regards to ordering the incorrect items based on typos.

TOOLS

K-6 • MASTER FOLLOWER

This remarkable follower is a wise choice for either the newcomer or master locksmith. Made of solid brass, it will out last those made of plastic or aluminum. The capabilities of this machined follower far exceed any follower on the market today. It can be used as a regular follower, or as a master pin remover and follower on Schlage, Sargent, Kwikset, Weiser, and Almont padlocks and many others. Special taper allows smooth operation and better control over sticking pins.



K-6-COR • MASTER FOLLOWER FOR CORBIN RUSSWIN

Locksmiths have asked Keedex to provide a follower similar to our existing K-6, that is compatible with Corbin Russwin. The new K-6-COR is designed for Corbin Russwin locks. It is a two piece follower that can be used with both .500" & .550" plugs. Made of solid brass. It can be used as a regular follower, or as a master pin remover. Special taper allows smooth operation and better control over sticking pins.



K-19 • PROFILE CYLINDER FOLLOWER

This segmented follower is a simple but effective solution to the frustration of servicing profile cylinders. Special magnetic design for easy operation.



VISIT OUR WEBSITE @ WWW.KEEDEX.COM
Tel: 714-993-4300 • Fax: 714-993-4303


TOOLS

DRLSR • DOORLASER

The Affordable & Effective Tool For Core Drilling Doors.



This Tool is designed to be used with 1 3/4" thick doors.



Use of laser sight assures accurate drilling through core, to prevent damage to either face of door.


Includes 1/4" Bit For Drilling Pilot Hole.

K-EZR • HERCULITE REFLECTIVE SET SCREW DRIVER

SIMPLE AND EFFECTIVE WAY OF SERVICING HERCULITE DOORS.

Made of highly polished stainless steel with interchangeable Allen and slotted screwdriver tips. The K-EZR is designed to slide under a Herculite door so you can service the cylinder without having to remove the door. Once placed under the door, you can view the set-screw with its reflective surface, you then turn the sprocket, loosening the set-screw. With the sprocket design there is no need to disconnect from the set-screw which saves you time.

Interchangeable slotted and Allen head tips are provided.



Parts

EZR-A • 2mm Allen Insert Tip
EZR-S • 1/4" Slotted Insert Tip

K-5 • SPEEDO II 12v. DC MOTOR

3800 R.P.M. high torque reversible 12 volt D.C. motor. This motor is engineered to work with a wide variety of key machines. The K-5 even out performs more expensive motors. Energy efficient permanent magnet design. Reversing power leads allows for reverse shaft rotation. Motor is capable of a full 1/4 h.p. Bronze bearings. Comes with pulley, mounting bracket and belt. Guaranteed for one year.



VISIT OUR WEBSITE @ WWW.KEEDEX.COM

Tel: 714-993-4300 • Fax: 714-993-4303



TOOLS

SPIN • "SPIN OUT" Screwdriver For Mortise Cylinders

How many times have you struggled, trying to remove the cam screws on mortise cylinders? The Spin Out is specially designed to remove even the most stubborn screws.

The "Spin Out" features a screwdriver with an oversized handle for extra torque. Four sizes of interchangeable screwdriver bits – two slotted and two Phillips.

Includes stand, with bronze bearing, to prevent the screwdriver from slipping. Allows you to provide constant, even pressure to the screws.

- Prevents injuries to you and your employees hands, caused by a screwdriver slipping.
- Prevents stripped out screw heads.
- Allows you to remove even the most stubborn screws.

Insert Bits
 SPNBT1 • 1F-2R 1/4" Hex
 SPNBT2 • 4F-5R STOT
 SPNBT3 • #0 Phillips Bit
 SPNBT4 • # 1 Phillips Bit

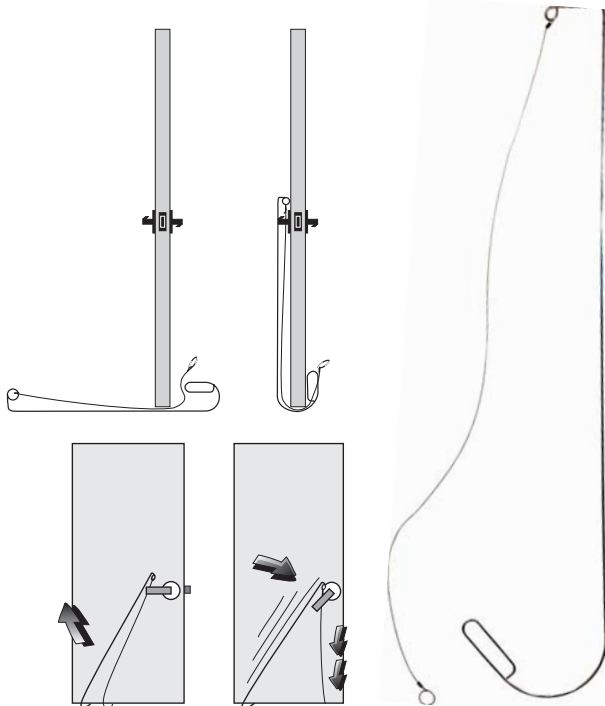


K-22 LEVER OPENING TOOL

IF YOU CAN SLIDE THIS TOOL UNDER THE DOOR,
YOU WILL OPEN IT!

This tool is to be sold only to locksmiths and law enforcement agencies.

This tool is not to be used unlawfully. Keedex will not be responsible for the misuse of this tool.



Replacement Cable Available: Part# K-22CABLE

WRR-33 WIRE RUNNING RODS

These nonconductive fiberglass rods can be screwed together to form longer lengths for running through walls, attics, crawl spaces, sub-floors, and suspended ceilings.

Kit includes

- (10) 39" rods with threaded brass connectors,
- A 6-1/2" flexible acrylic connection that can be set to any angle,
- A brass hook end for pulling,
- And a brass eye end for pushing.



Also Available!



Can be extended up to 33 feet!



VISIT OUR WEBSITE @ WWW.KEEDEX.COM

Tel: 714-993-4300 • Fax: 714-993-4303

TOOLS

CARBIDE TIP DRILL BITS



These Carbide Tip Drill bits are specially designed for drilling through safes, hard plate, and other demanding metal work.

Sizes range from 1/8" to 5/16" in diameter, and from 3" to 30" in length. See complete product line-up to the right.


Stock numbers and Sizes

Stock Number	Diameter and Length
K-B18X3	1/8" x 3" Carbide Tip Safe Drill Bit
K-14X4	1/4" x 4" Carbide Tip Safe Drill Bit
K-14X6	1/4" x 6" Carbide Tip Safe Drill Bit
K-14X13	1/4" x 13" Carbide Tip Safe Drill Bit
K-316X4	3/16" x 4" Carbide Tip Safe Drill Bit
K-316X6	3/16" x 6" Carbide Tip Safe Drill Bit
K-38X4	3/8" x 4" Carbide Tip Safe Drill Bit
K-38X6	3/8" x 6" Carbide Tip Safe Drill Bit
K-B38X13	3/8" x 13" Carbide Tip Safe Drill Bit
K-38X30	3/8" x 30" Carbide Tip Safe Drill Bit
K-12X4	1/2" x 4" Carbide Tip Safe Drill Bit
K-12X6	1/2" x 6" Carbide Tip Safe Drill Bit
K-B12X13	1/2" x 13" Carbide Tip Safe Drill Bit
K-12X24	1/2" x 24" Carbide Tip Safe Drill Bit
K-516X4	5/16" x 4" Carbide Tip Safe Drill Bit
K-516X6	5/16" x 6" Carbide Tip Safe Drill Bit
K-516X13	5/16" x 13" Carbide Tip Safe Drill Bit
K-516X30	5/16" x 30" Carbide Tip Safe Drill Bit

The longer bits, such as the 24" & 30" bits, are ideal for access control & alarm work. With their sharpened tips, designed for opening safes, they are ideal for drilling through walls and especially helpful if you should encounter any rebar!

FLEX BIT

Keedex Flex Bits are a great new product available from Keedex. These bits are long enough for core drilling doors, drilling at (install) sites for running wiring in walls and crawl spaces.



Available in these sizes:

- FB-14X24 - 1/4" x 24" Flex Bit
- FB-38X24 - 3/8" x 24" Flex Bit
- FB-14X36 - 1/4" x 36" Flex Bit
- FB-38X36 - 3/8" x 36" Flex Bit
- FB-14X48 - 1/4" x 48" Flex Bit
- FB-38X48 - 3/8" x 48" Flex Bit

- Designed to drill through steel plates as well as wood.
- 118 degree point provides more gradual breakthrough and limits the grabbing that occurs when using a traditional 135 degree point.
- Split point tip and slow spiral design improves bit self-cleaning and eases pull back.
- 3/16" flexible shaft allows you to easily align the bit along a stud for reference drilling.
- Holes in drill bit head and chuck end for attaching wire.



ALWAYS WEAR SAFETY GOGGLES WHEN USING THIS PRODUCT!



MADE IN CHINA

VISIT OUR WEBSITE @ WWW.KEEDEX.COM

Tel: 714-993-4300 • Fax: 714-993-4303




TOOLS

K-RP • ROLL PIN KIT

Contains an assortment of the zinc plated roll pins most commonly used by locksmiths.

Includes sizes 1/16 thru 5/32" in diameter and 3/8 thru 1 1/2" in length. 18 different sizes. 480 pins total. All packed in a durable, 18 compartment plastic box. Re-order numbers included. Made in the U.S.A.



K-RP-M • METRIC PLUS ROLL PIN KIT

This kit contains an assortment of metric and fractional roll pins.
 Metric sizes: 1.5mm x 18mm and the following sizes in 26mm length: 2mm, 2.5mm, 3mm, 4mm, 4.5mm, 5mm, 6mm & 8mm.
 Fractional sizes: 1" lengths of the following sizes: 1/16", 5/64", 3/32", 1/8", 5/32", 3/16", 7/32", 1/4" & 5/16". Quantity: 12 each of the above sizes. 216 pins total.
 Re-order numbers included. Made in the U.S.A.



PARTS LIST FOR ROLL PIN KITS

K-RP Roll Pin Kit

Part#	Description	Pieces Per Package
K-RP-1	Roll Pin 1/16 x 3/8"	54
K-RP-2	Roll Pin 1/16 x 1/2"	51
K-RP-3	Roll Pin 1/16 x 3/4"	46
K-RP-4	Roll Pin 1/16 x 1"	41
K-RP-5	Roll Pin 3/32 x 1/2"	45
K-RP-6	Roll Pin 3/32 x 5/8"	43
K-RP-7	Roll Pin 3/32 x 3/4"	41
K-RP-8	Roll Pin 3/32 x 1"	31
K-RP-9	Roll Pin 1/8 x 1/2"	35
K-RP-10	Roll Pin 1/8 x 3/4"	28
K-RP-11	Roll Pin 1/8 x 1"	33
K-RP-12	Roll Pin 1/8 x 1 1/4"	26
K-RP-13	Roll Pin 1/8 x 1 1/2"	22
K-RP-14	Roll Pin 1/8 x 2"	17
K-RP-15	Roll Pin 5/32 x 3/4"	32
K-RP-16	Roll Pin 5/32 x 1"	25

K-RP-M Metric Plus Roll Pin Kit

Part#	Description	Pieces Per Package
K-RP-17	Roll Pin 5/32 x 1 1/4"	21
K-RP-18	Roll Pin 5/32 x 1 1/2"	18
K-RP-19	Roll Pin 5/64 x 1"	51
K-RP-20	Roll Pin 3/16 x 1"	22
K-RP-21	Roll Pin 7/32 x 1"	17
K-RP-22	Roll Pin 1/4 x 1"	14
K-RP-23	Roll Pin 5/16 x 1"	11
K-RP-24	Roll Pin 1.5 x 18 mm	13
K-RP-25	Roll Pin 2 x 26 mm	11
K-RP-26	Roll Pin 2.5 x 26 mm	11
K-RP-27	Roll Pin 3 x 26 mm	21
K-RP-28	Roll Pin 4 x 26 mm	18
K-RP-29	Roll Pin 4.5 x 26 mm	13
K-RP-30	Roll Pin 5 x 26 mm	13
K-RP-31	Roll Pin 6 x 26 mm	10
K-RP-32	Roll Pin 8 x 26 mm	10



VISIT OUR WEBSITE @ WWW.KEEDEX.COM
 Tel: 714-993-4300 • Fax: 714-993-4303

TOOLS

TAMPER • TAMPER RESISTANT SCREWDRIVER

Keedex has a new Tamper Resistant Screwdriver. This screwdriver comes with eleven interchangeable tips. Includes the following:



All tips fit into the screwdriver's storage handle.

Six tamper resistant torx tips (T10, T15, T20, T25, T27 & T30).
Three tamper resistant hex tips (5/32", 3/16" & 7/32").
Two Spanner Tips (#6 & #8).



Invaluable For:

Commercial & Institutional
Locksmithing

Automotive Work

Access Control

Keedex is your source for Tamper Resistant Screws!

TAMPER RESISTANT SPANNER SCREW KIT SSKIT

This kit contains 12 each of the following 14 different sizes of machine and wood/metal tamper resistant stainless steel screws, specifically designed to suit the needs of locksmiths. REORDER NUMBERS CONVENIENTLY LOCATED ON LID TO MAKE REORDERS EASY!



168 screws total. Comes with tips!

Spanner flat head machine screw 6-32 x 3/8"
Spanner flat head machine screw 6-32 x 1/2"
Spanner flat head undercut machine screw 8-32 x 1/4"
Spanner flat head machine screw 8-32 x 3/8"
Spanner flat head machine screw 8-32 x 1/2"
Spanner flat head undercut machine screw 12-24 x 1/2"
Spanner oval head machine screw 10-32 x 2 1/2"
Spanner pan head machine screw 6-32 x 1/2"
Spanner pan head machine screw 8-32 x 1/2"
Spanner pan head machine screw 10-32 x 1"
Spanner pan head sheet metal screw #6 x 3/4"
Spanner pan head sheet metal screw #10 x 1 1/4"
Spanner flat head sheet metal screw #8 x 3/4"
Spanner flat head sheet metal screw #8 x 2"

VISIT OUR WEBSITE @ WWW.KEEDEX.COM

Tel: 714-993-4300 • Fax: 714-993-4303



SECURITY SCREWS

KEEDEX STAINLESS STEEL TAMPER RESISTANT SCREWS

Many of the locksmiths and installers, who have purchased the Keedex Tamper Resistant Screwdriver, have asked us if we carry the Tamper Resistant Screws. Here is a list of the screws that we are stocking. All of the screws are made of stainless steel. Each package contains twenty-five screws. We will be adding to this list, according to your customers needs.

<u>PART#</u>	<u>DESCRIPTION</u>	<u>PK</u>	<u>DEALER</u>	<u>LIST</u>
SHMF632X12	Hex Tamper Flat Head Machine Screw 6-32 x 1/2"	25	14.67	24.45
SHMF832X12	Hex Tamper Flat Head Machine Screw 8-32 x 1/2"	25	14.67	24.45
SHMF832X200	Hex Tamper Flat Head Machine Screw 8-32 x 2"	25	14.67	24.45
SHMF1024X12	Hex Tamper Flat Head Machine Screw 10-24 x 1/2"	25	14.67	24.45
SHMF1024X100	Hex Tamper Flat Head Machine Screw 10-24 x 1"	25	14.67	24.45
SHMF1032X12	Hex Tamper Flat Head Machine Screw 10-32 x 1/2"	25	14.67	24.45
SHMF1420X58	Hex Tamper Flat Head Machine Screw 1/4-20 x 5/8"	25	14.67	24.45
SHMB832X12	Hex Tamper Button Head Machine Screw 8-32 x 1/2"	25	14.67	24.45
SHMB832X34	Hex Tamper Button Head Machine Screw 8-32 x 3/4"	25	14.67	24.45
SHMB1024X12	Hex Tamper Button Head Machine Screw 10-24 x 1/2"	25	14.67	24.45
SHMB1032X12	Hex Tamper Button Head Machine Screw 10-32 x 1/2"	25	14.67	24.45
SHMB1032X34	Hex Tamper Button Head Machine Screw 10-32 x 3/4"	25	14.67	24.45
SHMB1420X58	Hex Tamper Button Head Machine Screw 1/4-20 x 5/8"	25	19.90	33.18
SMHMB4X12MM	Metric Hex Tamper Button Head Machine Screw 4 x 12mm	25	14.67	24.45
SSMFU440X14	Spanner Flat Head Undercut Machine Screw 4-40 x 1/4"	25	7.92	13.20
SSMF632X38	Spanner Flat Head Machine Screw 6-32 x 3/8"	25	7.92	13.20
SSMF632X12	Spanner Flat Head Machine Screw 6-32 x 1/2"	25	7.92	13.20
SSMF632X34	Spanner Flat Head Machine Screw 6-32 x 3/4"	25	7.92	13.20
SSMF632X100	Spanner Flat Head Machine Screw 6-32 x 1"	25	7.92	13.20
SSMF632X112	Spanner Flat Head Machine Screw 6-32 x 1 1/2"	25	8.22	13.70
SSMFU832X14	Spanner Flat Head Undercut Machine Screw 8-32 x 1/4"	25	8.22	13.70
SSMF832X38	Spanner Flat Head Machine Screw 8-32 x 3/8"	25	8.22	13.70
SSMF832X12	Spanner Flat Head Machine Screw 8-32 x 1/2"	25	8.22	13.70
SSMF832X34	Spanner Flat Head Machine Screw 8-32 x 3/4"	25	8.22	13.70
SSMF1032X114	Spanner Flat Head Machine Screw 10-32 x 1 1/4"	25	11.00	18.34
SSMF1224X12	Spanner Flat Head Undercut Machine Screw 12-24 x 1/2"	25	13.50	22.51
SSMO1032X212	Spanner Oval Head Machine Screw 10-32 x 2 1/2"	25	14.00	13.34
SSMP632X12	Spanner Pan Head Machine Screw 6-32 x 1/2"	25	7.92	13.20
SSMP632X114	Spanner Pan Head Machine Screw 6-32 x 1 1/4"	25	8.34	13.89
SSMP832X12	Spanner Pan Head Machine Screw 8-32 x 1/2"	25	8.34	13.89
SSMP832X114	Spanner Pan Head Machine Screw 8-32 x 1 1/4"	25	9.87	16.45
SSMP1024X12	Spanner Pan Head Machine Screw 10-24 x 1/2"	25	9.87	16.45
SSMP1032X100	Spanner Pan Head Machine Screw 10-32 x 1"	25	9.87	16.45
SSSP6X34	Spanner Pan Head Sheet Metal Screw #6 x 3/4"	25	7.92	13.20
SSSP10X114	Spanner Pan Head Sheet Metal Screw #10 x 1 1/4"	25	11.04	18.40
SSSF8X34	Spanner Flat Head Sheet Metal Screw #8 x 3/4"	25	9.00	15.01
SSSF8X200	Spanner Flat Head Sheet Metal Screw #8 x 2"	25	10.95	18.26
STMB632X34	Torx Tamper Button Head Machine Screw 6-32 x 3/4"	25	11.85	19.76
STMB832X38	Torx Tamper Button Head Machine Screw 8-32 x 3/8"	25	11.64	19.40
STMB832X34	Torx Tamper Button Head Machine Screw 8-32 x 3/4"	25	12.22	20.37
STMB1420X12	Torx Tamper Button Head Machine Screw 1/4-20 x 1/2"	25	17.99	29.98
STMB1420X34	Torx Tamper Button Head Machine Screw 1/4-20 x 3/4"	25	18.25	30.43
STMB1428X12	Torx Tamper Button Head Machine Screw 1/4-28 x 1/2"	25	20.54	34.24
STMB51618X34	Torx Tamper Button Head Machine Screw 5/16-18 x 3/4"	25	28.74	47.91
STMF1024X34	Torx Tamper Flat Head Machine Screw 10-24 x 3/4"	25	12.94	21.56
STMFU1224X12	Torx Tamper Flat Head Undercut Machine Screw 12-24 x 1/2"	25	14.99	24.98
STMFU1420X12	Torx Tamper Flat Head Undercut Machine Screw 14-20 x 1/2"	25	17.99	29.98
STMF1420X34	Torx Tamper Flat Head Machine Screw 1/4-20 x 3/4"	25	18.25	30.43
STMF1420X100	Torx Tamper Flat Head Machine Screw 1/4-20 x 1"	25	20.54	34.34
STMF1420X114	Torx Tamper Flat Head Machine Screw 1/4-20 x 1 1/4"	25	21.20	35.35
STSB8X12	Torx Tamper Button Head Sheet Metal Screw #8 x 1/2"	25	11.64	19.40
STSB8X34	Torx Tamper Button Head Sheet Metal Screw #8 x 3/4"	25	12.25	20.43
STSB10X12	Torx Tamper Button Head Sheet Metal Screw #10 x 1/2"	25	15.45	25.76
STSB10X34	Torx Tamper Button Head Sheet Metal Screw #10 x 3/4"	25	12.50	20.84
STSF10X114	Torx Tamper Flat Head Sheet Metal Screw #10 x 1 1/4"	25	16.87	28.12

*prices subject to change without warning



VISIT OUR WEBSITE @ WWW.KEEDEX.COM

Tel: 714-993-4300 • Fax: 714-993-4303

SAFE PRODUCTS

K-ETD • EMERGENCY TRANSFER DIAL



The Keedex K-ETD Emergency Transfer Dial is an efficient tool designed to attach to a safe in a manner in which not to obscure the view of the internal lock after penetration of a safe for opening, thus allowing viewing and dialing at the same time. The transfer dial has two movable indexes to facilitate the transfer of combination numbers.

- Allows dialing of a safe away from the drill point
- Easy transfer of gate to any position fast and accurately
- Precise one to one ratio between dial and spindle
- Easy to read large format dial
- Attaches strongly with the use of very strong magnets and set screw.

Parts

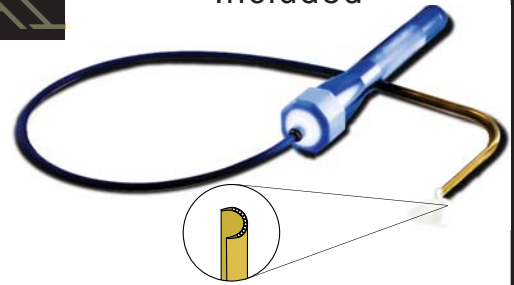
K-ETD-BELT • Timing Belt
ETD-MTI-PK • Magnetic Transfer
Index pack

LIT-M • Moonlight



Mini-Maglite® Not
Included

The Keedex Moonlight attaches to any Mini-Maglite® flashlight and is designed to fit into a 1/4" opening for viewing inside of a drilled hole. By inserting the Moonlight into the hole it lights up the inside (of a safe) using 11 fiber-optic elements. The crescent shape "moon" design covers only 20% of the viewing area allowing an 80% non-obstructed view inside the hole with a high-intensity light beam.



The stronger your light source the brighter the Moonlight. Maglite® makes 1 and 3 watt bulbs. We highly suggest the 3-watt LED flashlight Maglite® features a fast-focus beam that adjusts from spot-to-flood, use the spot light focus.

The Moonlight needs no batteries and has no light bulbs to break. It is made of a highly researched flexible tubing which uses over 22 feet of fiber-optic cable.

Keedex is in the process of developing a whole new line of fiber-optic products for locksmiths. Visit <http://www.keedex.com> to see our advances. **WARNING: NOT FOR MEDICAL USE**

U-HOLD • Universal Scope Holder

The base of the U-HOLD is a large 2" diameter magnet that secures strongly to safes or other metal surfaces. Extending from the base is an arm with 2 ball bearing pivot points, that allows the user to position the clip into thousands of positions to hold a scope or tool and aim the light where it is needed, keeping both of the users hands free for drilling and working on the surface. The arm can be tightened easily with the twist of the easy turning knob to keep the light or tool in the position it is desired, keeping the light in correct spot.

Where the U-HOLD differs from other scope holders is the clip that holds the tubing itself. Rather than clamping down on the scope or tool, the U-HOLD clips to it, preventing any damage to expensive scopes or other tools that can occur from other similar devices.



VISIT OUR WEBSITE @ WWW.KEEDEX.COM

Tel: 714-993-4300 • Fax: 714-993-4303



SAFE PRODUCTS

K-1 • SAFE SLICK

Safe slick is a specially formulated gel lubricant for the professional locksmith. Use on locking bolts, pivot points, sliding parts, panic hardware and safes. Will not dry out like white grease or become gritty like black grease. Safe Slick is non-penetrating and odorless. Handy 2 oz. size. Made in U.S.A.

Makes safes work SLICK.



K-16 • SAFE REPAIR KIT

Developed specifically for locksmiths and safe men, these steel taper pins and corresponding ball bearings will prove invaluable when repairing safes that have been drilled open.

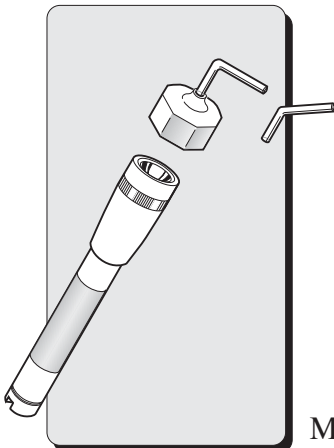
Five sizes of taper pins milled from bar steel to help you repair drill holes from 1/8" to 1/2". Four sizes of corresponding ball bearings to complete a professional repair. Reorder numbers included. Made in the U.S.A.



The following is a list of available ball bearings & taper pins, including some sizes that do not come with the kit. Keedex can furnish you with any size of taper pin.

Part#	Description	Number of Pieces in Re-Order Pack
K-16-B30	Ball Bearing 1/4"	10
K-16-B50	Ball Bearing 3/8"	10
K-16-B70	Ball Bearing 7/16"	10
K-16-B90	Ball Bearing 1/2"	5
K-16-TP01	Taper Pin 1/8"	10
K-16-TP02	Taper Pin 3/16"	10
K-16-TP03	Taper Pin 1/4"	10
K-16-TP04	Taper Pin 5/16"	10
K-16-TP05	Taper Pin 3/8"	10
K-16-TP07	Taper Pin 7/16"	10
K-16-TP09	Taper Pin 1/2"	2

K-23 • SCOPE



The K-23 Scope for mini flashlights transforms your mini-flashlight into a powerful inspection device. Works with Mini-Mag Lite®, Brinkman® and many other "AA" battery flashlights.

The K-23 consists of a 1" diameter polypropylene cap and two interchangeable, fiber optic rods, one 45° and one 90°.

Mini-Maglite® not included



VISIT OUR WEBSITE @ WWW.KEEDEX.COM

Tel: 714-993-4300 • Fax: 714-993-4303

SAFE PRODUCTS

K-18 • Change Key Set



*Keys can be ordered separately

CONTAINS THE FOLLOWING KEYS

KEY#	DESCRIPTION
K-18-1	Mosler-35-4 Wheel
K-18-2	Mosler-302-3 Wheel
K-18-3	S&G Amsec 3 Wheel
K-18-4	S&G-6720-3 Wheel
K-18-5	Diebold-180-3 Wheel
K-18-6	Diebold-177-4 Wheel
K-18-7	S&G Padlock-3-Wheel
K-18-8	S&G-4163
K-18-9	La Gard-1R-3 Wheel
K-18-10	La Gard 3 Wheel
K-18-11	La Gard 4 Wheel
K-18-12	La Gard-Amsec-3 Wheel

How many times have you searched and searched for a particular change key at the bottom of your tool box? Keedex has the solution. The K-18 Change Key Set is a set of the twelve most common change keys, all in a handy case. Keys fold out "knife style" to select the proper tool. Case is engraved with description of uses. Keys are made of stainless steel. Made in U.S.A.

K-GSA • GSA Type Change Key Set



*Keys can be ordered separately

CONTAINS THE FOLLOWING KEYS

K-18-16	Phillips Head
K-18-2	Mosler 302
K-18-10	LaGard - Metal Wheel
K-18-9	LaGard - Plastic Wheel
K-18-15	S&G 4 Wheel (8400)
K-18-4	S&G 3 Wheel (Std)
K-18-13	8077 Reset
K-18-14	8077 Reset
K-18-7	8077 Change Key
K-18-17	Flat Screwdriver
K-18-19	Center Spline Allen Wrench
K-18-18	Mosler Attaching Allen Wrench

The new Keedex K-GSA, GSA type change key set, is designed for those individuals working in the GSA environment. Contains the keys needed for servicing GSA rated containers. Keys are made of cast stainless steel. Case is engraved with description of uses. Made in USA.

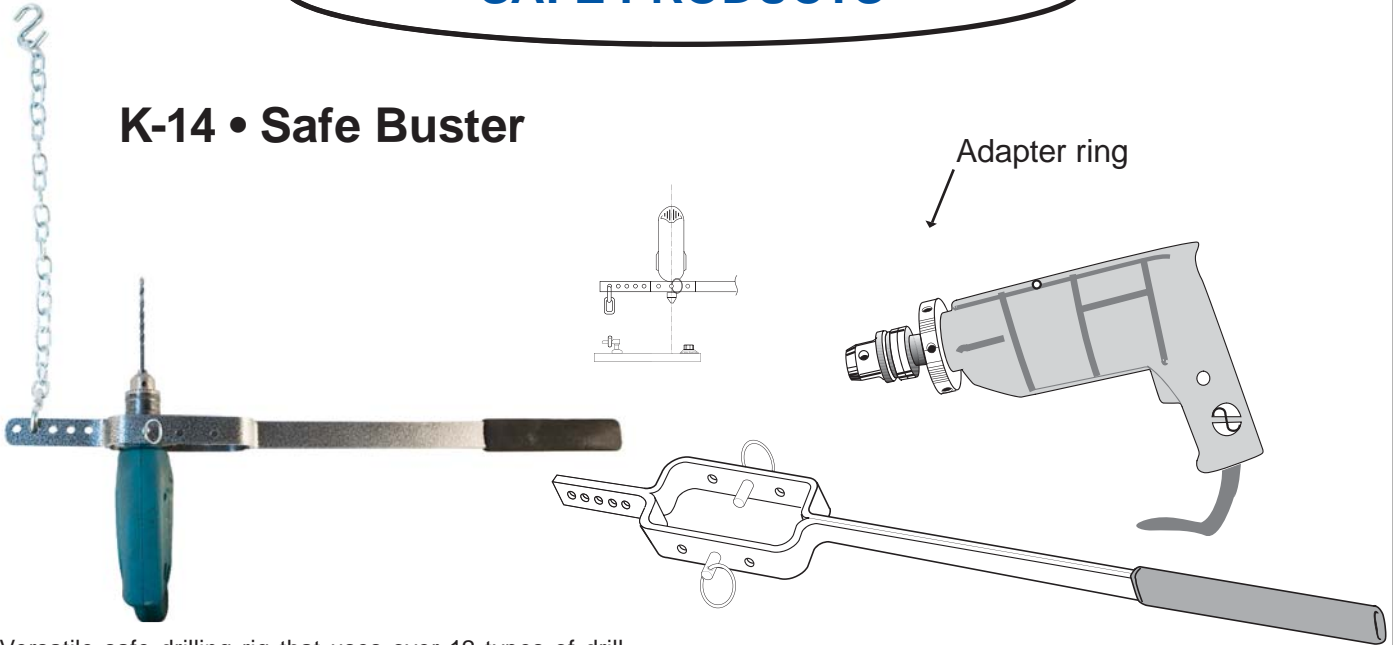
VISIT OUR WEBSITE @ WWW.KEEDEX.COM

Tel: 714-993-4300 • Fax: 714-993-4303



SAFE PRODUCTS

K-14 • Safe Buster



Versatile safe drilling rig that uses over 12 types of drill motors. Bosch, AEG, etc. The most affordable in its class. You won't be afraid of any safe with this innovative Keedex product.

This tool is used to drill through hardplate. You can apply over 500 lbs of pressure at the drill tip with about 35 lbs. of pressure at the handle. Penetrates most hardplate in minutes instead of hours. Drill Motor Not Included.

*Can be used with many makes & models of drill motors.

- * Precision made from quality material.
- * Large, comfortable handle grip.
- * Minimum time for setup & take down.
- * 35 lbs of pressure on handle exerts 500 lbs on drill tip.

- * Quick release pins.
- * Drills at almost any angle.
- * 12" chain included.
- * Allows drill motor to be used for other purposes.
- * Portable & built to last a lifetime.
- * Designed to prevent dangerous rotation of drill motor.

An adapter ring is used to mount your drill motor to the K-14 (please refer to the above drawing). This adapter ring mounts to the front end of your drill housing, just behind the chuck. The adapter ring that is provided with the K-14, is designed to work with a housing that has a diameter of approximately 1.69" to 1.72".

K-14-MIL • Safe Buster with Milwaukee Collar

We also have an adapter ring available for Milwaukee drill motors, that have a housing with a diameter of approximately 1.8". Please specify if you would like us to ship your K-14 with the Milwaukee adapter, instead of the standard adapter.

PARTIAL LIST OF DRILL MOTORS COMPATIBLE WITH THE K-14 SAFE BUSTER

MFG	MODEL	RPM
BOSCH	1194AVSRK	0-2600
HITACHI	DV20VB2-1/2	0-3000
HITACHI	DV16V-5/8	0-2900
HITACHI	FDVB2-5/8	0-3000
JEPSON	2219	0-2800



VISIT OUR WEBSITE @ WWW.KEEDEX.COM
 Tel: 714-993-4300 • Fax: 714-993-4303

Aluminum Door Security

K-9, K-21 • STYLE GUARD - CENTER HUNG

Made of 12 gauge steel, Style Guard reinforces or repairs aluminum-style doors. K-9 is designed for standard, center hung doors, with 4" jamba. K-21 is for 4 1/2" jamba. Designed with a "knock out" to accommodate either the W&F or the Adams Rite Bolt. Baked on powder coat finish.

K-9A	4" Aluminum Finish	Dimensions: 8"x 4" x 1 1/2"
K-9B	4" Duranodic Finish	Dimensions: 8"x 4" x 1 1/2"
K-9BLK	4" Black Finish	Dimensions: 8"x 4" x 1 1/2"
K-21A	4 1/2" Alum. Finish	Dimensions: 8"x 4.5" x 1 1/4"
K-21B	4 1/2" Dura Finish	Dimensions: 8"x 4.5" x 1 1/4"



K-15 • DOUBLE DOOR STYLE GUARD

Finally a better way to secure a set of double aluminum doors. 12 gauge steel increases security and can repair doors that have already been attacked. Designed with a "knock out" to accommodate either the W&F or the Adams Rite Bolt. Baked on powder coat finish.

K-15A	Double Door Aluminum Finish	Dim: 7 3/4" x 1 3/4" x 1 3/4"
K-15B	Double Door Duranodic Finish	Dim: 7 3/4" x 1 3/4" x 1 3/4"



K-20 • OFFSET STYLE GUARD

Use the K-20 to reinforce or repair jamba with offset hung aluminum doors. This non-handed guard is easy to install and includes pop rivets and carriage bolts. Baked on powder coat finish.

K-20A	Offset Style Aluminum Finish	Dim: 8" x 1 3/4" x 1 3/8"
K-20B	Offset Style Duranodic Finish	Dim: 8" x 1 3/4" x 1 3/8"



K-17 • SECURITY GUIDE & BOLT

The K-17 Security Guide & Bolt replaces the flimsy plastic guides and flush bolts provided by many manufacturers with quality steel. With a relatively simple installation, you eliminate the possibility of a burglar breaking in by merely snapping the plastic bolts.

Made of steel, cadmium plated to prevent rust, the K-17 works with the Builders Brass Works Slide-Co flush bolts.



Use the short side to replace the BBW Guide.
Use the long side to replace the Slide-Co & W&F Guides
Replaces plastic pin with steel bolt. Self-Tapping screws included.



VISIT OUR WEBSITE @ WWW.KEEDEX.COM

Tel: 714-993-4300 • Fax: 714-993-4303



Cylinder Guards

When installed, these free spinning Cylinder Guard rings prevent would-be burglars or intruders from forcibly unscrewing the lock cylinder with channel locks, vise grips, or other burglary tools.



K-24A
Aluminum
Powder coat
Six Pack



K-24LA
Aluminum
Powder coat



K-24B
Duranodic
Powder coat
Six Pack



K-24LB
Duranodic
Powder coat



K-24-3
Bright Brass



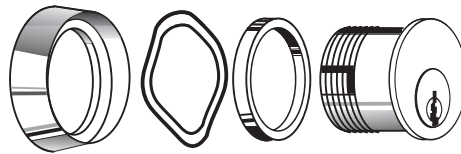
K-24L-3
Bright Brass



K-24-4
Satin Brass



K-24L-4
Satin Brass



K-24-10
Satin Bronze



K-24L-10
Satin Bronze



K-24-19
Black
Powder coat



K-24-26D
Satin Chrome



K-24L-26D
Satin Chrome



K-24-26
Bright Chrome



K-24L-26
Bright Chrome



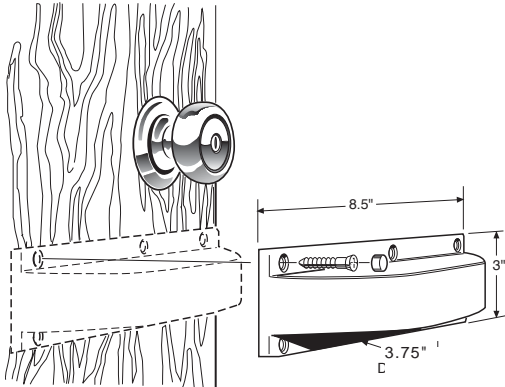
VISIT OUR WEBSITE @ WWW.KEEDEX.COM

Tel: 714-993-4300 • Fax: 714-993-4303

PROTECTORS FOR LOCKS & OTHER HARDWARE

K-12, K-12D • PROTECT-A-LOK


Finally a product designed to protect locks and other hardware from impact damage. The Keedex K-12 Protect-A-Lok, made from Lexan polycarbonate, is virtually indestructible. Designed for use in areas where locks may have a chance of getting hit by carts, forklifts or vehicles. Can be used with levers, knobs, panic hardware and more. Installs in minutes. Guaranteed for 5 years. Available in Cream (K-12) and Duranodic (K-12D).



SAVES EXPENSIVE LOCKS, LEVERS AND OTHER HARDWARE, AGAIN AND AGAIN!

Stainless Steel Versions Available!

Keedex offers a stainless steel version of our popular K-12 Protect-A-Lok, for your customers who prefer stainless steel. There are ten different sizes of the Stainless Steel Protect-A-Lok. All are made from 18 gauge stainless steel.



Stainless Steel

Stainless Steel

Large Stainless Steel

Large Stainless Steel

Extra Large 24" Stainless Steel

Extra Large 34" Stainless Steel

Extra Large 41" Stainless Steel

Replacement End Cap For Corbin Russwin Exit Devices

Replacement End Cap For Sargent Exit Device

Replacement End Cap For Von Duprin Exit Device

Replacement End Cap For Yale Exit Device

Part#	A	B	C	D	E
K-12S	8.50"	3.50"	2.00"	4.00"	3.50"
K-12S-212	8.50"	3.50"	2.00"	5.10"	2.60"
K-12S-L	10.00"	3.50"	2.00"	5.50"	4.25"
K-12S-L512	11.95"	3.50"	2.00"	5.00"	5.50"
K-12S-XL24	24.00"	3.50"	2.00"	12.50"	4.25"
K-12S-XL34	34.00"	3.50"	2.00"	22.50"	4.25"
K-12S-XL41	41.00"	3.50"	2.00"	29.25"	4.25"
K-12S-COR	2.875"	4"	2.5"	2"	2.875"
K-12S-SGT	8.00"	3.75"	2.30"	6.15"	2.08"
K-12S-VON	8.00"	3.75"	2.30"	6.15"	2.82"
K-12S-YALE	8.00"	3.95"	2.30"	6.15"	2.82"

Used in:

- Hospitals
- Restaurants
- Super Markets
- And More
- Hotels
- Schools
- Warehouses

Use for Protecting:

- Locks
- Panic Hardware
- Fire Alarm Equipment
- Levers
- Safe Dials and Handles
- Access Control Equipment

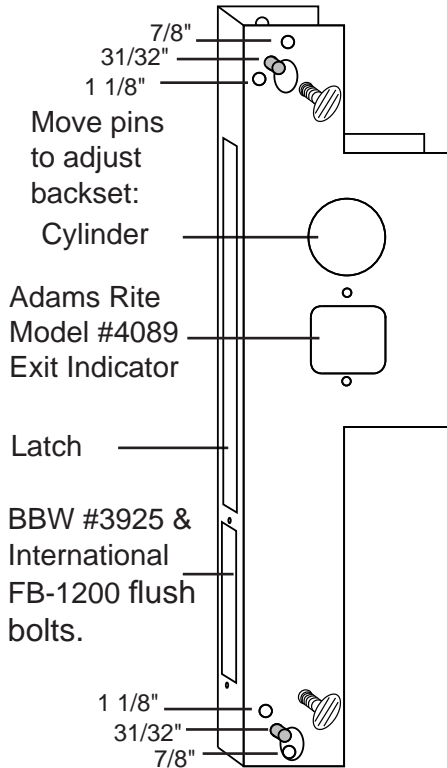
VISIT OUR WEBSITE @ WWW.KEEDEX.COM

Tel: 714-993-4300 • Fax: 714-993-4303



INSTALLATION TEMPLATES

K-TMPA/R INSTALLATION TEMPLATE FOR ADAMS RITE

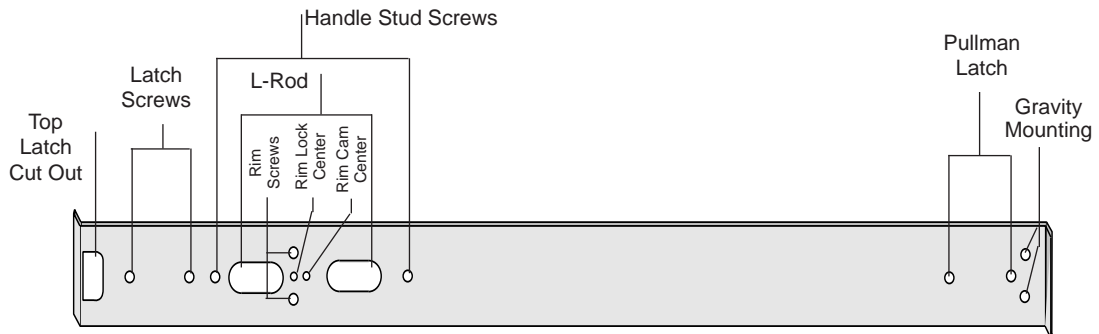


- This tool allows you to make precise installation of Adams Rite 1850S, 4530, 4710 & 4711 series locks. Also works with the International DH 1822 & DL4511. Covers the following backsets: 7/8", 31/32" & 1 1/8".
- Includes guide for Adams Rite exit indicator #4089.
- Has cutout for BBW #3925 & International FB-1200 flush bolts.

This template is designed to be used with a 1/2" router guide with a 1/4" bit.

Manufacturer	1/2" Template Guide#	Nut
Black & Decker	62946-00	62942-00
Bosch	82988	
Bosch	RA1109 (Model# 1613, 1613EVS, 1614 & 1614EVS)	
Craftsman	Use 5/8" guide (25082 is part# for 3 piece set which includes a 5/8" guide) with a 3/8" bit. • Craftsman does not make a 1/2" guide.	
Hitachi	303351	
Makita	323449-0 (Fits Model#3601B)	
Makita	164776-4 (Model# 3606, 3612B, 3612BR & 3620)	
Milwaukee	Use 5/8" guide (49-54-0530) with a 3/8" bit. Milwaukee does not make a 1/2" guide.	
Porter Cable	42033	42237
Ryobi	6072083	
Skil	91805	

K-TMPDOR • INSTALLATION TEMPLATE FOR DOR-O-MATIC® 990/1990 & 1090/2090 SERIES EXIT DEVICES.



WARNING: Wear Eye Protection



VISIT OUR WEBSITE @ WWW.KEEDEX.COM
Tel: 714-993-4300 • Fax: 714-993-4303

Door Loops

Use these door loops when you need to transfer low-voltage electrical current from the door frame to the door.

ARMORED DOOR LOOPS



•Entire assembly has an attractive and durable powder coat finish.

Aluminum

K-DLA	1/4" x 18" Flexible Conduit
K-DLA12	1/4" x 12" Flexible Conduit
K-DLA24	1/4" x 24" Flexible Conduit
K-DLA30	1/4" x 30" Flexible Conduit
K-DLA45	1/4" x 45" Flexible Conduit
K-DLA49	1/4" x 49" Flexible Conduit
K-DLA60	1/4" x 60" Flexible Conduit
K-DLA72	1/4" x 72" Flexible Conduit
K-DL38A	3/8" x 18" Flexible Conduit
K-DL38A24	3/8" x 24" Flexible Conduit
K-DL38A30	3/8" x 30" Flexible Conduit
K-DL38A36	3/8" x 36" Flexible Conduit
K-DL38A49	3/8" x 49" Flexible Conduit
K-DL38A60	3/8" x 60" Flexible Conduit

Duranodic

K-DLB	1/4" x 18" Flexible Conduit
K-DLB12	1/4" x 12" Flexible Conduit
K-DLB24	1/4" x 24" Flexible Conduit
K-DLB30	1/4" x 30" Flexible Conduit
K-DL38B	3/8" x 18" Flexible Conduit
K-DL38B24	3/8" x 24" Flexible Conduit
K-DL38B30	3/8" x 30" Flexible Conduit
K-DL38B36	3/8" x 36" Flexible Conduit
K-DL38B49	3/8" x 49" Flexible Conduit

White

K-DLW	1/4" x 18" Flexible Conduit
K-DL38W	3/8" x 18" Flexible Conduit

Gold

K-DLG	1/4" x 18" Flexible Conduit
K-DLG24	1/4" x 24" Flexible Conduit
K-DL38G	3/8" x 18" Flexible Conduit

Black


K-DLBLK	1/4" x 18" Flexible Conduit
K-DL38BLK	3/8" x 18" Flexible Conduit

Polished Chrome

K-DL-US26	1/4" x 18" Flexible Conduit
-----------	-----------------------------



STAINLESS STEEL ARMORED DOOR LOOPS



K-DS38

K-DS

ALL
STAINLESS STEEL
DESIGN.

FLEXIBLE STAINLESS STEEL CONDUIT
AND STAINLESS STEEL END PIECES
AND MOUNTING SCREWS

Available with 1/4" or 3/8" ID

Stainless Steel Armored Door Loops

K-DS	1/4" x 18" Flexible Conduit
K-DS-12	1/4" x 12" Flexible Conduit
K-DS-24	1/4" x 24" Flexible Conduit
K-DS-30	1/4" x 30" Flexible Conduit
K-DS-36	1/4" x 36" Flexible Conduit
K-DS-60	1/4" x 60" Flexible Conduit
K-DS-72	1/4" x 72" Flexible Conduit
K-DS38	3/8" x 18" Flexible Conduit
K-DS38-24	3/8" x 24" Flexible Conduit
K-DS38-36	3/8" x 36" Flexible Conduit
K-DS38-48	3/8" x 48" Flexible Conduit
K-DS38-60	3/8" x 60" Flexible Conduit

Powder Coated

Stainless Steel Armored Door Loops

K-DSB	1/4" x 18" Duranodic Flex
K-DSB-12	1/4" x 12" Duranodic Flex
K-DS38B	3/8" x 18" Duranodic Flex
K-DSBLK	1/4" x 18" Black Flex
K-DSBLK-12	1/4" x 12" Black Flex

THE NATURE OF POWDER COATED FLEX
IT IS INEVITABLE THAT PORTIONS WILL REMAIN UNFINISHED,
SUCH AS LOCATIONS WHERE IT WAS HUNG FOR COATING
AND THE AREAS WITHIN THE FLEX (BENDS)
-THIS IS NOT A DEFECT-

Costs no more than most Door Loops that have fragile plastic end pieces!

VISIT OUR WEBSITE @ WWW.KEEDEX.COM

Tel: 714-993-4300 • Fax: 714-993-4303



Door Loops

BUILD-A-DOOR LOOP



Whether you have specific needs for a custom Door Loop set-up, or need parts to have on hand at all times to create exactly what you need for each job, Keedex has you covered.

If you are putting together a single door loop set up, pick your flex conduit type from group A, the corresponding sized connector base from group B¹ or B², and the cover color you desire from group C.

(if you select the Stainless Steel End Caps in B² you do NOT need to pick a product from group C)

A

Flex Conduit Bulk

- | | |
|---|--|
| A) K-FLX.....1/4" Steel 50'-250'* (USA) | G) K-FLX-A1/4" Aluminum sold per foot |
| B) K-FLX38.....3/8" Steel 50'-250'* (USA) | H) K-FLX38-A..... 3/8" Aluminum sold per foot |
| C) K-DS-FLX.....1/4" x 18' Stainless Steel (CHINA) | I) K-FLX-B1/4" Duranodic sold per foot** |
| D) K-USS-FLX.....1/4" Stainless Steel (USA) 50'-250'* | J) K-FLX-BLK.....1/4" Black sold per foot** |
| E) K-DS-FLX38...3/8"x 18' Stainless Steel (CHINA) | K) K-FLX-G.....1/4" Gold sold per foot** |
| F) K-USS-FLX38...3/8" Stainless Steel (USA) 50'-250'* | |

*50' Increments up to 250'

All powder-coated flex noted above is made from U.S. Steel (K-FLX & K-FLX38)

A, G, I, J, K,			D.		
B, H			E.		
C.			F.		

B¹ Connector Kits - Base,
1 connector w/ C clip, set
screw and installation
screws

K-DLCK
K-DLCK38



Finish:
bare aluminum

B² Set of 2 Stainless Steel
End Caps^{with stainless screws}

K-DS-EC
K-DS38-EC



POWDER COAT DURANODIC

K-DS-EC-B
K-DS38-EC-B



POWDER COAT BLACK

K-DS-EC-BLK
K-DS38-EC-BLK



C Door Loop Covers

** not pictured

Choose only if you select from group B¹

- K-DLACOVER-Powder coated Aluminum
- K-DLBCOVER-Powder coated Duranodic
- K-DL3COVER- Bright Brass
- K-DL26COVER- Bright Chrome
- K-DLGCOVER- Gold
- K-DLBLKCOVER- Black
- K-DLWCOVER-White



VISIT OUR WEBSITE @ WWW.KEEDEX.COM

Tel: 714-993-4300 • Fax: 714-993-4303

Automotive Tools

K-3 • STRAIGHT SHOT



"The ultimate Corvette tool." Use where you have a "straight shot" at the clip. SPECIAL FEATURE - ball bearing holds clip in tool until YOU want it removed.

K-4 • G.M. DECODER

Decodes all tumblers in one step without complete disassembly of the lock. Pick sidebar down. Press the K-4 firmly into the six chambers of the lock. Read cuts with gauge provided. Made of Lexan. Guaranteed for life. Stainless steel fingers. Durable aluminum card. Instructions and case included.



K-7 • G.M./FORD LOCK BLOCK K-7-10C • G.M. 10 CUT LOCK BLOCK

The K-7 G.M./Ford Lock Block is truly a versatile tool. One end accommodates all G.M. side bar locks, as well as older AMC and Chrysler side bar ignitions. The other end, accepts Ford side bar ignitions. Ball bearing action holds lock firmly. A practical tool for service truck or shop use.

The K-7-10C is designed to be used with the 10 cut G.M. Lock.




K-8 • IMPRESSIONING PLATE

Specialized plate that holds locks as if they were still in the vehicle. The K-8 Impressioning Plate works with your vise to hold Chrysler, Ford, American Motors, Toyota, Nissan and all standard cam locks.

K-8B • IMPRESSIONING PLATE II

Made of stainless steel, The New K-8B works with Honda, Mazda, Nissan 1982+, Toyota 83+ & DD cam locks and will hold all of the above locks firmly, without crushing the outside casing. A must for every shop.



K-10 • G.M. COMPRESSOR

This pocket size tool compresses the lock plate spring on AMC, Chrysler tilt, G.M. tilt, telescopic, metric and standard steering columns. The tool is designed to use the same Phillips screwdriver needed to tear down the column.




VISIT OUR WEBSITE @ WWW.KEEDEX.COM

Tel: 714-993-4300 • Fax: 714-993-4303



K-VATS Micro V.A.T.S. Interrogator

The new Micro V.A.T.S. lets you interrogate the system without disconnecting any wires.



The K-VATS operates as follows:

First cut a functional mechanical key for the ignition. Then insert the key into the ignition. Next slide the Micro V.A.T.S. unit over the head of the key.

Use the selector switch on the Micro V.A.T.S., to determine which of the fifteen values, is the correct one that will start the engine. It is necessary to wait the required amount of reset time (approximately 3 1/2 - 4 minutes) between attempts. The numbers on the Micro V.A.T.S. correspond to the fifteen values of the VATS key blanks.

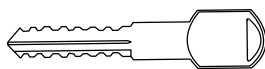
Included are charts that allow you to use your OHM meter as a key identifier.

- The smallest interrogator.
- The simplest interrogator.
- The most **affordably** priced interrogator.

Also Available

K-VATS-DBL

Double-Sided Adapter For the Micro V.A.T.S. Interrogator
Allows you to use your K-VATS with double-sided ignitions.



K-VATS-DBL Adapter



K-VATS
* not included with K-VATS-DBL

RETAIL PRODUCTS

KEE EZ

Comfort Twist Key Assist

Ideal for

- * Elderly
- * Arthritis or Carpal Tunnel Sufferers
- * Disabled Persons

Helps to grip keys comfortably,
making locks easier to open



Keys fold into
handle when not in
use

K-FSM-300C SECURITY SLIDING WINDOW LOCK

Secures sliding windows and doors
Attaches to track edge
May be used on both vertical
or horizontal tracks

- 3 Security window locks
- 1 Unique Security tool key



Comes in retail packaging

Need extra keys??
Order part number

K-FSM-302



*Enlarged views to show
detail




Triangular key and
screws

K-SSL-1P • COVERED GARAGE BOLT



Covered Heavy Duty
Garage Bolt is non-
handed for garage
doors, gates, or
warehouses.



Included accessories



Front plate
protects padlock,
making it difficult
to cut with bolt-
cutters

Extra lock padlock
hole allows for
adding second
padlock for extra
security or
lockouts

HEAVY DUTY

K-SSL-1P Comes
packaged for
retail and
includes:

- *heavy duty garage bolt
- *2 carriage bolts
- *2 washers
- *2 nuts
- *ferrule
- *retainer for flush
mounting

VISIT OUR WEBSITE @ WWW.KEEDEX.COM

Tel: 714-993-4300 • Fax: 714-993-4303




RETAIL PRODUCTS

K-BXMOUNT



The K-BXMOUNT is a display mount for any Keedex box. The standard box mounted is the K-BXSIM and the standard finish is a black powder-coat, but can be ordered with ANY Keedex box and any other powder-coat color, including the popular Silver Vein.

K-Q4-2P Standard Garage Bolt



Standard Garage/Gate Bolt.
Available in black.



THE BOT LOC Bottle Lock™

Lock up your Liquor, Quicker!

Tamper evident Bottle Lock is the perfect solution to securing your fine wines, liquors, and beverages, from any and all you don't want drinking them! Just set your combination, Twist the top to secure, and know your liquids are safe from children, house guests, friends, or family!



Prevent children from consuming alcohol or too much soda!

Secure your fine wines and liquors!

Tamper evident design eliminates guessing!

Customizeable combination!



- Comes in retail packaging with gift bag and combination instructions

HOSE BIBB LOCK



K-HBL

With water prices soaring, locking access to your outside water supply is now an important part of security.

Here's how it works: The cover, padlock eye and padlock spin freely around the fitting. The fitting cannot be unscrewed and will not leak when the Hose Bibb is locked.

Hose Bibb Lock Uses:

- Stop water theft, waste, and misuses.
- Stop Leaky hose bibb.
- Outside or inside hose connections.
- Water heater drain valve.
- Gray water irrigation safety.
- Homeowner, boat, R.V.
- Rental, apartment, condo.
- Golf Course, park, marina.
- Municipal buildings, housing.

K-FB4

FOUR DRAWER FILING CABINET BAR LOCK



Lock your filing cabinets and important document storage system with our all new Filing Cabinet Bar Lock!

Unique design protects mounting screws from being tampered with. Accepts up to large padlock for locking (not included) Will not block drawers or cabinets adjacent to this one.



VISIT OUR WEBSITE @ WWW.KEEDEX.COM

Tel: 714-993-4300 • Fax: 714-993-4303

GATE BOX TOOLS

STR CUT STRAIGHT CUT INSTALLATION TOOL

The new Keedex Straight Cut Tool is designed to work with most all gate tubing up to 2" thick, this tool clamps down on the gate frame. The slot allows for a reciprocating saw blade to be inserted and used to cut completely through the frame. Hardened steel guides ensure you don't cut the tool itself.

Now Simply remove the tool, put it to the other mark to complete cutting the section of the fence out, and you are done! You are ready to install your gate box!



Easy turn clamps, and a powder coated finish.

K-EOT EMERGENCY OVERRIDE TIMER

Ever been to a "gate stuck open" call, just to find the only problem was the Fire Dept. switch was engaged?


With the New Keedex K-EOT Emergency Override Timer installed, the gate will close and reset 2 hours after fire switch is activated, reducing the calls you get about gates that won't close (K-EOT still allows 24/7 access for emergency personnel).



Easy to install (fail safe)
Power -10 to 30 volts accordingly

K-BXCOV • PROTECTIVE LOCK COVER

- 4 Inch Projection
- Protects Keypads, Knobs and Levers
- Weather Cover
- Spy Shield
- Sun Shield for Digital Locks



CAN EITHER BE WELDED OR
FASTENED

VISIT OUR WEBSITE @ WWW.KEEDEX.COM

Tel: 714-993-4300 • Fax: 714-993-4303



GATE BOX TOOLS

K-GBJ GATE BOX INSTALLATION JIG




**MUST HAVE
REVOLUTIONARY
NEW TOOL!!!**

Currently

Accommodates All Keedex Boxes

The Gate Box Installation Jig will quickly become the must have tool for technicians who spend any amount of their work day installing gate-boxes. The jig attaches to the edge of the gate with 2 clamps. Then using the magnet squares included, you can hold your gate box in place, making it easy to put in to exact position and nudging it to precisely where it is desired. Now with the gate box in place, your hands are left free to weld, bolt or attach the gate box, minimizing the hassle of trying to hold and weld straight.

Make your gate box install jobs look clean, precise and professional, and minimize the time necessary to complete the job, with the new Keedex Gate Box Installation Jig!



Free your hands!
Work more efficiently,
and make your work
more precise!



Includes welders magnets!


**Check out our video on
Keedex.com
or search for
Keedex on Youtube.com**



**VISIT OUR WEBSITE @ WWW.KEEDEX.COM
Tel: 714-993-4300 • Fax: 714-993-4303**


GATE BOX RELATED PRODUCTS

iCAN ACCESS CONTROL HOUSING



The iCAN from Keedex allows you to install up to, two single gang devices. Use it to install an intercom & keypad, prox reader & key switch or a keypad & key switch for Fire, Police or Utility access. Can be used with a single device and a blank plate, allowing for future expansion. The iCAN allows you to install the hardware that you want to use.

- 14 GAUGE WELDED STEEL ENCLOSURE
- DURABLE POWDER COAT FINISH
- STAINLESS STEEL FACE PLATE WITH TUBULAR KEY LOCK
- ACCEPTS TWO SINGLE GANG DEVICES



Install a keyswitch & blank plate.



Install a keypad & intercom.

Specifications:

Dimensions: 9 1/2" wide, 5" high, 3 3/8" deep
 Box: 14 gauge steel.
 Finish: Powder Coat - Black (other colors available upon request)
 Face Plate: 18 gauge stainless steel. US32D finish
 Lock: Tubular Key Lock

GRD-KNOB

Knob Guard for gates.
 Helps protect knobs on gates. Installs without removing lock.
 Durable Aluminum powder coat finish.
Diameter: 4 17/32"
Height 3 1/2"



GRD-8A

8" Knob Guard for gates.
 Helps prevent reaching around to access the knob.
 Durable Aluminum powder coat finish.
Diameter: 4 17/32"
Height 8"



GRD-8BLK

8" Knob Guard for gates.
 Helps prevent reaching around to access the knob. Black powder coat finish
Diameter: 4 17/32"
Height 8"



VISIT OUR WEBSITE @ WWW.KEEDEX.COM

Tel: 714-993-4300 • Fax: 714-993-4303



GATE BOX RELATED PRODUCTS

Weldable Gate Boxes Single and Double Cylindrical Boxes

WHAT IS A RHO PREP?
2 1/8" Cylindrical Hole with 6 Thru-Bolt Holes Around It 2 3/4" Backset



K-BXRHO

Part Number	Specialty/Material	Backset	Hole	High	Wide	Deep
K-BXRHO		2 3/4"	2 1/8"	4 1/8"	4 3/4"	1 3/4"
K-BXRHO-1012	Oversized Center +/-Stop	2 3/4"	2 1/8"	12"	10" + 1 1/2"	1 3/4"
K-BXRHO-8155	Oversized Offset	2 3/4"	2 1/8"	15 1/2"	8"	1 3/4"
K-BXRHO-925	Oversized Offset	2 3/4"	2 1/8"	9 1/4"	5 1/2"	1 3/4"
K-BXRHO-AL	Aluminum	2 3/4"	2 1/8"	4 1/8"	4 3/4"	1 3/4"
K-BXRHO-SS	Stainless Steel	2 3/4"	2 1/8"	4 1/8"	4 3/4"	1 3/4"



K-BXSGL

Part Number	Specialty/Material	Backset	Hole	High	Wide	Deep
K-BXSGL		2 3/8"	2 1/8"	3 1/2"	4 1/4"	1 1/2"
K-BXSGL-NS	No Stop	2 3/8"	2 1/8"	3 1/2"	4 3/4"	1 5/8"
K-BXSGL234		2 3/4"	2 1/8"	3 1/2"	4 3/4"	1 5/8"
K-BXSGL234-2D	2" box that accepts standard 1 3/4" hardware	2 3/4"	2 1/8"	3 1/2"	4 3/4"	2"
K-BXSGL234-10SP	Heavy Duty Reinforced	2 3/4"	2 1/8"	5 1/2"	5 1/2"	2"
K-BXSGL234-112		2 3/4"	1 1/2"	3 1/2"	4 3/4"	1 5/8"
K-BXSGL234-2W		2 3/4"	2 1/8"	3 1/2"	4 3/4"	2"
K-BXSGL234-925	Oversize -No Stop	2 3/4"	2 1/8"	9 1/4"	5 1/2"	1 3/4"
K-BXSGL234-AL	Aluminum	2 3/4"	2 1/8"	3 1/2"	4 3/4"	1 5/8"
K-BXSGL234-AL-2	Aluminum	2 3/4"	2 1/8"	3 1/2"	4 3/4"	2"
K-BXSGL234-BEST	Best 9K	2 3/4"	2 1/8"	3 1/2"	4 3/4"	1 5/8"
K-BXSGL234-NH	No Holes, Latch Hole Only.	2 3/4"		3 1/2"	4 3/4"	1 5/8"
K-BXSGL234-NS	No Stop	2 3/4"	2 1/8"	3 1/2"	4 3/4"	1 5/8"
K-BXSGL234-SS	Stainless Steel	2 3/4"	2 1/8"	3 1/2"	4 3/4"	1 5/8"
K-BXSGL500		5"	2 1/8"	3 1/2"	7"	1 5/8"
K-BXSGL-AL	Aluminum	2 3/8"	2 1/8"	3 1/2"	4 3/4"	1 5/8"
K-BXSGL-ES	Extra Slim	2 3/8"	2 1/8"	3 1/2"	4 1/2"	1"
K-BXSGL-S	Slim	2 3/8"	2 1/8"	3 1/2"	4 1/4"	1 1/4"



K-SGL234-2D



K-BXDBL

Part Number	Specialty/Material	Backset	Hole	High	Wide	Deep
K-BXDBL		2 3/8"	2 1/8"	6 7/8"	4 1/2"	1 5/8"
K-BXDBL234	Holes, 4" Center Schlage H Series	2 3/4"	2 1/8"	8 5/8"	4 3/4"	1 5/8"
K-BXDBL234-2D	2" box that accepts standard 1 3/4" hardware	2 3/4"	2 1/8"	8 5/8"	4 3/4"	2"
K-BXDBL234-2D-AL	2" box that accepts standard 1 3/4" hardware	2 3/4"	2 1/8"	8 5/8"	4 3/4"	2"
K-BXDBL234-2W	Holes, 4" Center Schlage H Series	2 3/4"	2 1/8"	8 5/8"	4 3/4"	2"
K-BXDBL234-AL	Aluminum	2 3/4"	2 1/8"	8 5/8"	4 3/4"	1 5/8"
K-BXDBL234-AL-2	Holes 4" Center Aluminum	2 3/4"	2 1/8"	8 5/8"	4 3/4"	2"
K-BXDBL234-NH	Holes, 4" Center No Cyl. Holes, 2 Latch Holes Only	NONE	NONE	8 5/8"	4 3/4"	1 5/8"
K-BXDBL234-SS	Holes, 4" Center Schlage H Series	2 3/4"	2 1/8"	8 5/8"	4 3/4"	1 5/8"



K-BXDBL234-2D



VISIT OUR WEBSITE @ WWW.KEEDEX.COM

Tel: 714-993-4300 • Fax: 714-993-4303

GATE BOX CROSS REFERENCE

LOCK MANUFACTURE PART NUMBER	OUR BOX PART #	OTHER	MATERIALS
ADAMS RITE			
4511 -31/32"	K-BXA/R-31/32"		
4511-1 1/2"	K-BXA/R-1 1/2"		
4511-1 1/8"	K-BXA/R	AL	
4710 -31/32"	K-BXA/R-31/32"		
4710-1 1/2"	K-BXA/R-1 1/2"		
4710-1 1/8"	K-BXA/R	AL	
4711 -31/32"	K-BXA/R-31/32"		
4711-1 1/2"	K-BXA/R-1 1/2"		
4711-1 1/8"	K-BXA/R	AL	
1850S-1 1/2" NO HOLES	K-BXA/R-NH		
1850S-1 1/8" NO HOLE	K-BXA/R-NH		
1850S-31/32"	K-BXA/R-31-32"		
1850S-1 1/2"	K-BXA/R-1 1/2"		
1850S-1 1/8"	K-BXA/R	AL	
1851S-31-32"	K-BXA/R-31/32"		
1851S-1 1/2"	K-BXA/R-1 1/2"		
1851S-1 1/8"	K-BXA/R	AL	
1851S-1 1/2" NO HOLES	K-BXA/R-NH		
1851S-1 1/8" NO HOLES	K-BXA/R-NH		
ADAMS RITE ELECTIRC STRIKES			
7100, 7101	K-BXES3A	AL	
7140	K-BXES3A	AL	
7160	K-BXES3A	AL	
7170	K-BXES2	AL	
7240	K-BXES3A	AL	
7270	K-BXES2	AL	
ALARM LOCK			
DL1250 with 1 1/8"BS	K-BXA/R-E 1 1/8" Backset		
DL2700(T2) W/MINOR MODIFICATION	K-BXSIM	AL	SS
DL3000(3T) W/MINOR MODIFICATION	K-BXSIM	AL	SS
DL5200, DI5300 and PDL 5300	K-BXSIM	AL	SS
ETPDL W/ VON DURPIN 99 EXIT	K-BXED-ETPDLV99		
ANSI STRIKE			
WELDABLE BRACKET			
ANSI LARGE STRIKE	K-BXSTR		SS

VISIT OUR WEBSITE @ WWW.KEEDEX.COM

Tel: 714-993-4300 • Fax: 714-993-4303



GATE BOX CROSS REFERENCE

BOX 1 1/2" DEEP	K-BXES16		
ARROW			
N40 DEADLOCK W/MOD DRILL THUMB ONLY	K-BXMOR-CDL-4000		
N41 DEADLOCK W/MOD DRILL THUMB ONLY	K-BXMOR-CDL-4000		
N43 DEADLOCK W/MOD DRILL THUMB ONLY	K-BXMOR-CDL-4000		
N44 DEADLOCK W/MOD DRILL THUMB ONLY	K-BXMOR-CDL-4000		
ASSA/ABLOY HOSPITALITY			
VINGCARD	K-BXVING	AL	
BALDWIN			
ALL	K-BMOR5		
BATON			
1900	K-BXMOR5		
BEST/STANLEY			
BEST 93KV	K-BXEST-93KV		
63K, 73K, 83K, 93K, LB, 2 3/4"BS - 2 1/8" HOLE	K-BXSGL234-BEST		
3H4, 37H, 45H, 47H MORTISE LOCKS	K-BXMOR2		
38HM DEADBOLT MORTISE LOCK	K-BXMOR-BES38HM		
CAL- ROYAL EXIT DEVICES			
F2200 W/ENT-00L	K-BXEDCR		
F2200 W/STR-05L	K-BXEDCR		
F2200 W/PAS-30L TRIM	K-BXEDCR		
F2260V W/ENT-00L	K-BXEDCR		
F2260V W/STR-05L	K-BXEDCR		
F2260V W/PAS-30L TRIM	K-BXEDCR		
CODELOCKS			
100	K-BXULT		
200	K-BXULT		
300	K-BXULT		
410 2 3/8" Backset	K-BXDIG23	AL	
415 2 3/8" Backset	K-BXDIG23	AL	
460 1 1/8" Backset	K-BXA/R-EC		
465 1 1/8" Backset	K-BXA/R-EC		
500, 510, 515 W/ 2 3/4" Backset	K-BXCL500		
2000W/LBFR70 Latch 2 3/4" Backset	K-BXCL4000		



VISIT OUR WEBSITE @ WWW.KEEDEX.COM
Tel: 714-993-4300 • Fax: 714-993-4303

GATE BOX CROSS REFERENCE

4000 W/LBFR70 Latch 2 3/4" Backset	K-BXCL4000		
5000	K-BXSIM	AL	SS
COMPUTERIZED SECURITY SYSTEM/SAFLOK			
CONFIDANT	K-BXSAF-4		
L CLASS	K-BXSAF-R22330	AL	
M CLASS	K-BXSAF-R22340	AL	
MICRO CARD	K-BXSAF-MICRO	AL	
MT	K-BXSAF-MT		
SAFLOK 2500 CLASSIC	K-BXSAF-2500	AL	
SAFLOK 2500 CLASSIC	K_BXSAF-2500-2W	AL	
SAFLOC SRS	K-BXSAF-MICRO	AL	
SAFLOK V (ROMAN NUMERAL 5)	K-BXSAF-V		
CORBIN/RUSSWIN			
5000 MORTISE SERIES	K-BXMOR2		
ML2000 MORTISE LOCKS	K-BXMOR2		
DIGITAL SYSTEM			
2210 2 3/8" Backset	K-BXDIG 23	AL	
2230 2 3/8" Backset	K-BXDIG 23	AL	
2330 2 3/8" Backset	K-BXDIG 23	AL	
3235 2 3/8" Backset	K-BXDIG 23	AL	
EFF ELECTRIC STRIKES			
11BS	K-BXES1		
33	K-BXES1		
41	K-BXES1		
51	K-BXES1		
53	K-BXES1		
3314	K-BXES1		
7114	K-BXES1		
FALCON			
M SERIES	K-BXMOR2		
FOLGER ADAMS ELECTRIC STRIKES			
310-2	K-BXES10		
310-2 3/4" (1/8" THICK STEEL)	KBXES7		
640	K-BXES12		
712	K-BXES4	AL	

VISIT OUR WEBSITE @ WWW.KEEDEX.COM

Tel: 714-993-4300 • Fax: 714-993-4303



GATE BOX CROSS REFERENCE

712-75	K-BXES4	AL	
H.E.S ELECTRIC STRIKES			
1003	K-BXES5		
1006	K-BXES5		
4500	K-BXES45		
5000U W/501 OPTION	K-BXES3A	AL	
5900	K-BXES16		
7001 W/ 701 OPTION	K-BXES6		
7501	K-BXES9		
IEI			
DOOR GUARD LS1	K-BXMAR-IQ	AL	
CM5196	K-BXMAR-IQ	AL	
CM5100	K-BXMAR-IQ	AL	
LS-2PM, LS-2PD MORTISE	K-BXIEI-LS		
INTELLIKEY			
LEFT HAND	K-BXINT-L		SS
RIGHT HAND	K-BXINT-R		SS
F81/F82 (100106, 101306, 100108)	K-BXRHO	AL	SS
F86 (100097, 100088, 101305)	K-BXRHO	AL	SS
KABA ILCO			
200 SERIES 904 2 3/8" BS	K-BXSIM-200	AL	
200 SERIES 905 2 3/8" BS	K-BXSIM-200	AL	
200 SERIES 918 2 3/8" BS	K-BXSIM-200	AL	
200 SERIES 919 2 3/8" BS	K-BXSIM-200	AL	
1000	K-BXSIM	AL	SS
1000EE	K-BXSIM-EE	AL	SS
E2000 CYLINDRICAL	K-BXE2000		
E2000 MORTISE	K-BXIL		
4000 *DRILL HOLE FOR (710-850-950)	K-BXSIM-4000	AL	
5000	K-BXSIM	AL	SS
E-PLEX 5X00 CYLINDRICAL	K-BXSIM	AL	SS
6000 SERIES 2 3/4" BS	K-BXSIM-6000		
6200 SERIES 2 3/8" BS	K-BXSIM-6218		
7004 2 3/4" BS	K-BXSIM-7004	AL	
7014 2 3/4" BS	K-BXSIM-7004	AL	
7104 2 3/4" BS	K-BXSIM-7004	AL	
700II MORTISE	K-BXIL		
710 SOLITRE MORTISE	K-BXIL-710		



VISIT OUR WEBSITE @ WWW.KEEDEX.COM
Tel: 714-993-4300 • Fax: 714-993-4303

GATE BOX CROSS REFERENCE

710-II MORTISE	K-BXIL-710II		
E760 MORTISE	K-BXIL		
E760 CYLINDRICAL	K-BXE2000		
E770 MORTISE	K-BXIL		
ORACODE	K-BXIL		
KABA/ILCO EXIT DEVICE			
721 W/ARROW RIM EXIT DEVICE	K-BIL-721		
KABA MAS(MAS-HAMILTON)			
POWER LEVER	K-BXMAS		
LOCKNETICS			
KC9111	K-BXA/R-E 1 1/8" BS		
CM 5196	K-BXMAR-IQ	AL	
LS-1 DOOR GUARD	K-BXMAR-IQ	AL	
KC9111 NARROW MORTISE	K-BXA/R-E 1 1/8" BS		
PRO5100 CYLINDRICAL	K-BXLOC5100		
MPC	K-BXCOB	AL	
MARKS			
IQUE IQ1K CYLINDRICAL	K-BXMAR-IQ	AL	
22AC MORTISE	K-BXMOR6		
ML2000 MORTISE	K-BXMOR2-MR3000M		
3000M MORTISE	K-BXMOR2-MR3000M		
IQ2K MORTISE	K-BXIEI-LS		
MISCELLANEOUS			
BLANK BOXES FOR MOUNTING PANICS			
K-BX453525	5 1/2" X 3 1/2" X 2 1/2"		
K-BX458175	4 1/2" X 8" X 1 3/4"		
K-BX515175	5' X 15" X 1 3/4"		
K-BX711150	7' X 11" X 1 1/2"		
MONUMENT			
2210	K-BXMON		
NUTONE			
DR-1	K-BXES8		
ONITY/TESA			
READER EXIT DEVICE	K-BX95552	AL	
CYLINDRICAL	K-BXTESA-CYL	AL	

VISIT OUR WEBSITE @ WWW.KEEDEX.COM

Tel: 714-993-4300 • Fax: 714-993-4303



GATE BOX CROSS REFERENCE

MORTISE	K-BXTESA-MOR	AL	
OMNIA			
N41 W/MOD.DRILL THUMB TURN ONLY	K-BXMOR-CDL-4000		
OSI			
OMI00	K-BXOMNI-CYL		
OM300	K-BXOMNI-CYL		
OM500	K-BXOMNI-CYL		
OM2000			
WALL MOUNT BRACKET	K-BXOMNI-WM		
OVERSIZED CYLINDRICAL BOXES			
5 1/2" X 9 1/4" X 1 3/4" PREP NR BOTTOM	K-BXRHO-925		
5 1/2" X 9 1/4" X 1 3/4" PREP NR BOTTOM	K-BXRHO-925		
10" X 12" LEVER PREP CENTERED 2 3/4" BS	K-BXRHO-1012		
8" X 15 1/2" LEVER PREP NEAR BOTTOM	K-BXRHO-8155		
5 1/2" X 9 1/4" X 1 3/4" LATCH PREP	K-BXSIM-NH (NO HOLES)		
OVERSIZED MORTISE BOXES			
8" X 15 1/2" MORTISE PREP CENTER	K-BXMOR8155		
8" X 15 1/2" MORTISE PREP OFFSET	K-BXMOR8155F		
PRESTO-MATIC LOCK			
WELDABLE GATE BOX	K-BXPRES		
RCI			
4104	K-BXES2		
4304	K-BXES2		
S6514	K-BXES6		
7104	K-BXES2		
7304	K-BXES2		
SALTO SYSTEMS			
CYLINDRICAL	K-BXSAL-C	AL	
MORTISE	K-BXSAL-M	AL	
SARGENT			
45 SERIES	K-BXSAR45		
4874 MORTISE	K-BXMOR-SGT4874		
7700 MORTISE	K-BXMOR1	AL	
7700 HEAVY DUTY MORTISE	K-BXMOR1-10G		
8100 MORTISE	K-BXMOR1	AL	



VISIT OUR WEBSITE @ WWW.KEEDEX.COM
Tel: 714-993-4300 • Fax: 714-993-4303

GATE BOX CROSS REFERENCE

8100 HEAVY DUTY MORTISE	K-BXMOR1-10G		
SCHLAGE			
LEVERSETS CYLINDRICAL ND SERIES	K-BXRHO	AL	SS
FE475	K-BXRHO1012 w/Modication		
H LOCKS INTERCONNECTED - 4" C to C	K-BXDBL234	AL	SS
H LOCKS INTERCONNECTED - 4" C to C	K-BXDBL234-2W	AL	
L SERIES MORTISE	K-BXMOR1	AL	
L SERIES 10 GUAGE MORTISE	K-BXMOR1-10G		
L SERIES W/ESCUTION	K-BXSAR45		
WA5296	K-BXRHO8155 w/Modication		
SECURTON			
SABL	K-BXSABL		
ROFU ELECTRIC STRIKES			
1106	K-BXES1		
1402	K-BXES2	AL	
1702	K-BXES2	AL	
3402	K-BXES2	AL	
TESA/ONITY			
CYLINDRICAL	K-BXTESA-CYL	AL	
MORTISE	K-BXTESA-MOR	AL	
TRINE ELECTRIC STRIKES			
OO1	K-BXES8		
OO5	K-BXES1		
ULTRA			
PUSH BUTTON LOCK 44760	K-BXULT		
PUSH BUTTON LOCK 44765	K-BXULT		
PUSH BUTTON LOCK 44770	K-BXULT		
VING LOCK	K-BXVING	AL	
VINGCARD			
VING LOCK	K-BXVING	AL	
VON DUPRIN ELECTRIC STRIKES			
3140	K-BXES4	AL	
5100	K-BXES51		
6112	K-BXES14		
6211	K-BXES4	AL	
6214	K-BXES7		
6215	K-BXES10		
6224	K-BXES7		
6226	K-BXES10		

VISIT OUR WEBSITE @ WWW.KEEDEX.COM

Tel: 714-993-4300 • Fax: 714-993-4303



**GATE BOX
CROSS REFERENCE**




VISIT OUR WEBSITE @ WWW.KEEDEX.COM
Tel: 714-993-4300 • Fax: 714-993-4303

GATE BOX INFORMATION

BLANK WELDABLE BOXES

Part Number	Specialty/Material	A	B	C
K-BX246	w/Removable Lid	6"	4"	2"
K-BX453525		4 1/2"	3 1/2"	2 1/2"
K-BX458175	Oversized	8"	4 1/2"	1 3/4"
K-BX515175	Oversized	15 1/2"	5"	1 3/4"
K-BX711150	Oversized	11"	7"	1 1/2"

Great for mounting panic hardware!
Oversize compensates for access
keypads or lever hardware



UNIVERSAL MORTISE GATE BOXES



Offset

Part Number	Description	High	Wide	Deep
K-BXMOR4	Centered	8 1/8"	4 5/8"	1 3/4"
K-BXMOR4-AL	Aluminum	8 1/8"	4 5/8"	1 3/4"
K-BXMOR8155	Oversized Center	15 1/2"	8"	1 3/4"
K-BXMOR8155F	Oversized Offset	15 1/2"	8"	1 3/4"

Blank mortise boxes were designed to accommodate just about any type of stand alone access or push button mortise lock. With a standard side mortise preparation (1 1/16" x 6 11/16") only drilling the mounting holes is necessary on the face of the box. The boxes are wide enough for lever applications.



Centered

TOP SELLERS BY COLOR

While Keedex offers over 180 weldable gate boxes, all of exceptional quality, we have indicated some of our most commonly sought after boxes with the coloring system shown below.



Good Sellers



Great Sellers



Best Sellers




New Box!

Understanding Gate Box Stock Numbers

How to use the gate box guide:

If you know the manufacturer and stock number of the lock or electric strike you are trying to install, use the cross reference. The cross reference uses the lock or strike manufacturers numbers and then tells you which of our weldable boxes is best for that application. Keedex.com has the most current cross reference and notes.

If you still cannot find an appropriate box, call us @ (714) 993-4300 and we will be glad to assist you!

SGL	1- 2 1/8" Cylindrical Hole	NH	No Holes
DBL	2- Cylindrical 2 1/8" Holes	2W/-2	2" Wide Box
RHO	2 1/8" Cylindrical Hole With 6 Thru-Bolt Holes Around 2 3/4" Backset 	-2D	2" Wide Box With Cylindrical Hole Sunken To Accept A Standard 1 3/4" Lock
MOR	Mortise Side Pocket	A/R	Narrow Style Mortise Lock
AL	.125 Gauge Aluminum	CYL	Cylindrical Prep
SS	16 Gauge Stainless Steel	-925	9 1/4" High
234	2 3/4" Backset	-8155	8" X 15 1/2"
S	Slim 1 1/4" Wide	-1012	10" X 12"
-ES	Extra Slim 1" Wide	BXES	Electric Strike Prep
NS	No Stop	BXED	Exit Device

All Boxes Are 14 Gauge Steel Unless Otherwise Noted

For boxes in materials other than 14 gauge steel add a dash and the suffix for the material
ex: The K-BXMOR1, in 10 gauge steel would be K-BXMOR1-10G, Aluminum would be K-BXMOR1-AL

Depth = thickness, as in thickness of a door

VISIT OUR WEBSITE @ WWW.KEEDEX.COM

Tel: 714-993-4300 • Fax: 714-993-4303



Photograph and Size Reference Guide

K-BX246



	WIDTH	HEIGHT	DEPTH
INCHES	4"	6"	2"
TYPE			
BACKSET			
MATERIAL	14 GAUGE STEEL		
NOTE:	WELDABLE BOX W/ REMOVEABLE LID		

K-BX458175



	WIDTH	HEIGHT	DEPTH
INCHES	4 1/2"	8"	1 3/4"
TYPE			
BACKSET			
MATERIAL	14 GAUGE STEEL		
NOTE:	BLANK BOX		

K-BX515175




	WIDTH	HEIGHT	DEPTH
INCHES	5"	15"	1 3/4"
TYPE			
BACKSET			
MATERIAL	14 GAUGE STEEL		
NOTE:	BLANK BOX		

K-BX515175-AL




	WIDTH	HEIGHT	DEPTH
INCHES	5"	15"	1 3/4"
TYPE			
BACKSET			
MATERIAL	.125" ALUMINUM		
NOTE:	BLANK BOX		

K-BX711150



	WIDTH	HEIGHT	DEPTH
INCHES	7"	11"	1 1/2"
TYPE			
BACKSET			
MATERIAL	14 GAUGE STEEL		
NOTE:	BLANK BOX		

K-BX95552



	WIDTH	HEIGHT	DEPTH
INCHES	4 1/2"	8"	2"
TYPE	READER		
BACKSET			
MATERIAL	14 GAUGE STEEL		
NOTE:	SWITCH ON BACK		

K-BX95552-AL



	WIDTH	HEIGHT	DEPTH
INCHES	4 1/2"	8"	2"
TYPE	READER		
BACKSET			
MATERIAL	.125" ALUMINUM		
NOTE:	SWITCH ON BACK		

K-BXAD



	WIDTH	HEIGHT	DEPTH
INCHES	5 1/2"	16"	1 3/4"
TYPE	CROSS PLATFORM		
BACKSET	2 3/4"		
MATERIAL	14 GAUGE STEEL		
NOTE:			

K-BXA/R



	WIDTH	HEIGHT	DEPTH
INCHES	2 7/16"	8"	1 13/16"
TYPE	MORTISE		
BACKSET	1 1/8"		
MATERIAL	14 GAUGE STEEL		
NOTE:	NARROW STYLE		

K-BXA / R-AL



	WIDTH	HEIGHT	DEPTH
INCHES	2 7/16"	8"	1 13/16"
TYPE	MORTISE		
BACKSET	1 1/8"		
MATERIAL	.125 ALUMINUM		
NOTE:	NARROW STYLE		

K-BXA/R / R-11 / 2



	WIDTH	HEIGHT	DEPTH
INCHES	2 7/16"	7"	1 13/16"
TYPE	MORTISE		
BACKSET	1 1/2"		
MATERIAL	14 GAUGE STEEL		
NOTE:	NARROW STYLE		

K-BXA / R-31 / 32



	WIDTH	HEIGHT	DEPTH
INCHES	2 7/16"	8"	1 13/16"
TYPE	MORTISE		
BACKSET	31/32"		
MATERIAL	14 GAUGE STEEL		
NOTE:	NARROW STYLE		

K-BXA / R-E



	WIDTH	HEIGHT	DEPTH
INCHES	2"	16"	1 3/4"
TYPE	MORTISE		
BACKSET	1 1/8"		
MATERIAL	14 GAUGE STEEL		
NOTE:	NARROW STLYE		

K-BXA / R-EC



	WIDTH	HEIGHT	DEPTH
INCHES	2"	13"	1 3/4"
TYPE	MORTISE		
BACKSET	1 1/8"		
MATERIAL	14 GAUGE STEEL		
NOTE:	NARROW STYLE		

K-BXA/R-NH



	WIDTH	HEIGHT	DEPTH
INCHES	2 1/16"	7"	1 13/16"
TYPE	MORTISE		
BACKSET			
MATERIAL	14 GAUGE STEEL		
NOTE:	NO HOLES		

K-BXBEST-93KV



	WIDTH	HEIGHT	DEPTH
INCHES	7 3/4"	16"	1 3/4"
TYPE	CYLINDRICAL		
BACKSET	2 3/4"		
MATERIAL	14 GAUGE STEEL		
NOTE:			



VISIT OUR WEBSITE @ WWW.KEEDEX.COM
 Tel: 714-993-4300 • Fax: 714-993-4303

K-BXCL4000



	WIDTH	HEIGHT	DEPTH
INCHES	5 1/2"	7 1/2"	1 3/4"
TYPE	PRODUCT SPECIFIC		
BACKSET	2 3/4"		
MATERIAL	14 GAUGE STEEL		
NOTE:	USE LBFR70 LATCH		

K-BXCL500



	WIDTH	HEIGHT	DEPTH
INCHES	5 1/2"	8 1/2"	1 3/4"
TYPE	PRODUCT SPECIFIC		
BACKSET	2 3/4"		
MATERIAL	14 GAUGE STEEL		
NOTE:			

K-BXCL500-AL



	WIDTH	HEIGHT	DEPTH
INCHES	5 1/2"	8 1/2"	1 3/4"
TYPE	PRODUCT SPECIFIC		
BACKSET	2 3/4"		
MATERIAL	14 GAUGE STEEL		
NOTE:			

K-BXCOB



	WIDTH	HEIGHT	DEPTH
INCHES	5 1/2"	10 1/2"	1 3/4"
TYPE	CYLINDRICAL		
BACKSET	2 3/4"		
MATERIAL	14 GAUGE STEEL		
NOTE:			

K-BXCOB-AL



	WIDTH	HEIGHT	DEPTH
INCHES	5 1/2"	10 1/2"	1 3/4"
TYPE	CYLINDRICAL		
BACKSET	2 3/4"		
MATERIAL	.125 ALUMINUM		
NOTE:			

K-BXCOV



	WIDTH	HEIGHT	DEPTH
INCHES	5 3/4"	2 7/8"	4"
MATERIAL	14 GAUGE		
NOTES:	CAN BE BOLTED, SCREWED OR WELDED. PROTECTS AGAINST WIND, RAIN, VANDALISM.		

K-BXDBL



	WIDTH	HEIGHT	DEPTH
INCHES	4 1/2"	6 7/8"	1 1/2"
TYPE	2 1/8" CYLINDRICAL		
BACKSET	2 3/8"		
MATERIAL	14 GAUGE		
NOTE:	center to center 3 1/2"		

K-BXDBL-S



	WIDTH	HEIGHT	DEPTH
INCHES	4 1/2"	6 1/2"	1 1/4"
TYPE	2 1/8" CYL (Slim)		
BACKSET	2 3/8"		
MATERIAL	14 GAUGE STEEL		
NOTE:	center to center 3 3/8"		

K-BXDBL-ES



	WIDTH	HEIGHT	DEPTH
INCHES	4 1/2"	7 1/2"	1"
TYPE	2 1/8" CYL (Extra Slim)		
BACKSET	2 3/8"		
MATERIAL	14 GAUGE STEEL		
NOTE:	center to center 3 3/8"		

K-BXDBL234



	WIDTH	HEIGHT	DEPTH
INCHES	4 3/4"	8 5/8"	1 1/2"
TYPE	2 1/8" CYLINDRICAL		
BACKSET	2 3/4"		
MATERIAL	14 GAUGE		
NOTE:	center to center 4"		

K-BXDBL234-2D



	WIDTH	HEIGHT	DEPTH
INCHES	4 3/4"	8 5/8"	2"
TYPE	2 1/8" CYLINDRICAL		
BACKSET	2 3/4"		
MATERIAL	14 GAUGE		
NOTE:	1/4" INSET/ center to center 4"		

K-BXDBL234-2D-AL



	WIDTH	HEIGHT	DEPTH
INCHES	4 3/4"	8 5/8"	2"
TYPE	2 1/8" CYLINDRICAL		
BACKSET	2 3/4"		
MATERIAL	.125" ALUMINUM		
NOTE:	1/4" INSET/ center to center 4"		

K-BXDBL234-2W



	WIDTH	HEIGHT	DEPTH
INCHES	4 3/4"	8 5/8"	2"
TYPE	2 1/8" CYLINDRICAL		
BACKSET	2 3/4"		
MATERIAL	14 GAUGE STEEL		
NOTE:	center to center 4"		

K-BXDBL234-AL



	WIDTH	HEIGHT	DEPTH
INCHES	4 3/4"	8 5/8"	1 1/2"
TYPE	2 1/8" CYLINDRICAL		
BACKSET	2 3/4"		
MATERIAL	.125" ALUMINUM		
NOTE:	center to center 4"		

K-BXDBL234-AL-2



	WIDTH	HEIGHT	DEPTH
INCHES	4 3/4"	8 5/8"	2"
TYPE	2 1/8" CYLINDRICAL		
BACKSET	2 3/4"		
MATERIAL	.125" ALUMINUM		
NOTE:	center to center 4"		

K-BXDBL234-NH



	WIDTH	HEIGHT	DEPTH
INCHES	4 3/4"	8 5/8"	1 5/8"
TYPE	"CYLINDRICAL		
BACKSET			
MATERIAL	14 GAUGE STEEL		
NOTE:	NO HOLES, ACCESS CONTROL		

K-BXDBL234-SS



	WIDTH	HEIGHT	DEPTH
INCHES	4 3/4"	8 5/8"	1 5/8"
TYPE	2 1/8" CYLINDRICAL		
BACKSET	2 3/4"		
MATERIAL	16 GAUGE STAINLESS STEEL		
NOTE:	center to center 4"		

K-BXDETBR2020



	WIDTH	HEIGHT	DEPTH
INCHES	4"	13"	1 3/4"
TYPE	MORTISE		
BACKSET			
MATERIAL	8 GAUGE STEEL		
NOTE:	NARROW STYLE		

K-BXDIG-1150



	WIDTH	HEIGHT	DEPTH
INCHES	4 3/4"	8 1/2"	1 3/4"
TYPE	CYLINDRICAL		
BACKSET			
MATERIAL	14 GAUGE STEEL		
NOTE:			

K-BXDIG-1150-AL



	WIDTH	HEIGHT	DEPTH
INCHES	4 3/4"	8 1/2"	1 3/4"
TYPE	CYLINDRICAL		
BACKSET	2 3/8"		
MATERIAL	.125" ALUMINUM		
NOTE:			

K-BXDIG-DBL



	WIDTH	HEIGHT	DEPTH
INCHES	4 3/4"	6 1/2"	N/A
TYPE			
BACKSET			
MATERIAL	14 GAUGE STEEL		
NOTE:			

K-BXDIG23



	WIDTH	HEIGHT	DEPTH
INCHES	4 3/4"	7 5/8"	1 3/4"
TYPE			
BACKSET	2 3/8"		
MATERIAL	14 GAUGE STEEL		
NOTE:			

K-BXDIG23-AL



	WIDTH	HEIGHT	DEPTH
INCHES	4 3/4"	7 5/8"	1 3/4"
TYPE	READER		
BACKSET			
MATERIAL	.125" ALUMINUM		
NOTE:			

K-BXE2000



	WIDTH	HEIGHT	DEPTH
INCHES	5 1/2"	10"	1 3/4"
TYPE	CYLINDRICAL		
BACKSET	2 3/4"		
MATERIAL	14 GAUGE STEEL		
NOTE:			

K-BXEDCR



	WIDTH	HEIGHT	DEPTH
INCHES	5 1/2"	8"	1 3/4"
TYPE	EXIT DEVICE		
BACKSET			
MATERIAL	14 GAUGE STEEL		
NOTE:			

K-BXED-D8



	WIDTH	HEIGHT	DEPTH
INCHES	8"	6 1/2"	1 3/4"
TYPE	EXIT DEVICE		
BACKSET			
MATERIAL	14 GAUGE STEEL		
NOTE:			

K-BXED-ETPDLV99



	WIDTH	HEIGHT	DEPTH
INCHES	5"	15"	1 3/4"
TYPE	EXIT DEVICE		
BACKSET			
MATERIAL	14 GAUGE STEEL		
NOTE:			

K-BXED-V22



	WIDTH	HEIGHT	DEPTH
INCHES	5 1/2"	8"	1 3/4"
TYPE	EXIT DEVICE		
BACKSET			
MATERIAL	14 GAUGE STEEL		
NOTE:	2 1/8" HOLE		

K-BXED-V990NL



	WIDTH	HEIGHT	DEPTH
INCHES	5"	15"	1 3/4"
TYPE	EXIT DEVICE		
BACKSET			
MATERIAL	14 GAUGE STEEL		
NOTE:			

K-BXED-V990L-AL



	WIDTH	HEIGHT	DEPTH
INCHES	5"	15"	1 3/4"
TYPE	EXIT DEVICE		
BACKSET			
MATERIAL	.125" ALUMINUM		
NOTE:			

K-BXED-V992L



	WIDTH	HEIGHT	DEPTH
INCHES	5"	15"	1 3/4"
TYPE	EXIT DEVICE		
BACKSET			
MATERIAL	14 GAUGE STEEL		
NOTE:			

K-BXED-V992L-AL



	WIDTH	HEIGHT	DEPTH
INCHES	5"	15"	1 3/4"
TYPE	EXIT DEVICE		
BACKSET			
MATERIAL	.125" ALUMINUM		
NOTE:			



K-BXED-WA

	WIDTH	HEIGHT	DEPTH
INCHES	5 1/2"	20 1/2"	1 3/4"
TYPE	Exit Device		
BACKSET			
MATERIAL	14 GAUGE STEEL		
NOTE:			

K-BXES1

	WIDTH	HEIGHT	DEPTH
INCHES	3 3/4"	3 1/4"	1 9/16"
TYPE	ELECTRIC STRIKE		
BACKSET			
MATERIAL	14 GAUGE STEEL		
NOTE:			

K-BXES2

	WIDTH	HEIGHT	DEPTH
INCHES	2 3/8"	5 1/16"	1 3/4"
TYPE	ELECTRIC STRIKE		
BACKSET			
MATERIAL	14 GAUGE STEEL		
NOTE:	ANSI STRIKE		

K-BXES2-AL

	WIDTH	HEIGHT	DEPTH
INCHES	2 3/8"	5 1/16"	1 3/4"
TYPE	ELECTRIC STRIKE		
BACKSET			
MATERIAL	.125 ALUMINUM		
NOTE:	ANSI STRIKE		

K-BXES3A

	WIDTH	HEIGHT	DEPTH
INCHES	2 3/8"	5 1/16"	1 3/4"
TYPE	ELECTRIC STRIKE		
BACKSET			
MATERIAL	14 GAUGE STEEL		
NOTE:	ANSI STRIKE		

K-BXES3A-AL

	WIDTH	HEIGHT	DEPTH
INCHES	2 3/8"	5 1/16"	1 3/4"
TYPE	ELECTRIC STRIKE		
BACKSET			
MATERIAL	.125 ALUMINUM		
NOTE:	ANSI STRIKE		

K-BXES4

	WIDTH	HEIGHT	DEPTH
INCHES	2 3/8"	6 9/16"	2"
TYPE	ELECTRIC STRIKE		
BACKSET			
MATERIAL	14 GAUGE STEEL		
NOTE:			

K-BXES4-11G

	WIDTH	HEIGHT	DEPTH
INCHES	2 3/8"	6 9/16"	2"
TYPE	ELECTRIC STRIKE		
BACKSET			
MATERIAL	11 GAUGE STEEL		
NOTE:			

K-BXES4-AL

	WIDTH	HEIGHT	DEPTH
INCHES	2 3/8"	6 9/16"	2"
TYPE	ELECTRIC STRIKE		
BACKSET			
MATERIAL	.125 ALUMINUM		
NOTE:			

K-BXES5

	WIDTH	HEIGHT	DEPTH
INCHES	2 3/8"	5 1/16"	1 3/4"
TYPE	ELECTRIC STRIKE		
BACKSET			
MATERIAL	14 GAUGE STEEL		
NOTE:	ANSI STRIKE		

K-BXES6

	WIDTH	HEIGHT	DEPTH
INCHES	1 3/4"	5 1/2"	2 3/8"
TYPE	ELECTRIC STRIKE		
BACKSET			
MATERIAL	14 GAUGE STEEL		
NOTE:	ANSI STRIKE		

K-BXES7

	WIDTH	HEIGHT	DEPTH
INCHES	2 5/8"	9 1/4"	2"
TYPE	ELECTRIC STRIKE		
BACKSET			
MATERIAL	14 GAUGE STEEL		
NOTE:			

K-BXES8

	WIDTH	HEIGHT	DEPTH
INCHES	1 1/2"	6 1/8"	2"
TYPE	ELECTRIC STRIKE		
BACKSET			
MATERIAL	14 GAUGE STEEL		
NOTE:			

K-BXES9

	WIDTH	HEIGHT	DEPTH
INCHES	2 3/8"	5 1/16"	1 3/4"
TYPE	ELECTRIC STRIKE		
BACKSET			
MATERIAL	14 GAUGE STEEL		
NOTE:	ANSI		

K-BXES10

	WIDTH	HEIGHT	DEPTH
INCHES	2"	12"	2 7/16"
TYPE	ELECTRIC STRIKE		
BACKSET			
MATERIAL	14 GAUGE STEEL		
NOTE:			

K-BXES12

	WIDTH	HEIGHT	DEPTH
INCHES	2"	5"	3 1/4"
TYPE	ELECTRIC STRIKE		
BACKSET			
MATERIAL	14 GAUGE STEEL		
NOTE:			

VISIT OUR WEBSITE @ WWW.KEEDEX.COM

Tel: 714-993-4300 • Fax: 714-993-4303



K-BXES14



	WIDTH	HEIGHT	DEPTH
INCHES	2 1/2"	9 1/2"	2 3/4"
TYPE	ELECTRIC STRIKE		
BACKSET			
MATERIAL	14 GAUGE STEEL		
NOTE:			

K-BXES16



	WIDTH	HEIGHT	DEPTH
INCHES	1 1/2"	5"	1 3/4"
TYPE	ELECTRIC STRIKE		
BACKSET			
MATERIAL	14 GAUGE STEEL		
NOTE:	ANSI STRIKE		

K-BXES45



	WIDTH	HEIGHT	DEPTH
INCHES	2 3/8"	5 1/16"	1 1/2"
TYPE	ELECTRIC STRIKE		
BACKSET			
MATERIAL	14 GAUGE STEEL		
NOTE:	ANSI		

K-BXES51



	WIDTH	HEIGHT	DEPTH
INCHES	2 3/8"	5 1/16"	1 1/2"
TYPE	ELECTRIC STRIKE		
BACKSET			
MATERIAL	14 GAUGE STEEL		
NOTE:	ANSI		

K-BXES-EN400



	WIDTH	HEIGHT	DEPTH
INCHES	2 3/8"	5 1/8"	1 3/4"
TYPE	ELECTRIC STRIKE		
BACKSET			
MATERIAL	14 GAUGE STEEL		
NOTE:	Trine Specific		

K-BXGIB



	WIDTH	HEIGHT	DEPTH
INCHES	5"	11 7/8"	1 3/4"
TYPE	PRODUCT SPECIFIC		
BACKSET			
MATERIAL	14 GAUGE STEEL		
NOTE:			

K-BXIL



	WIDTH	HEIGHT	DEPTH
INCHES	5"	10"	1 3/4"
TYPE	MORTISE		
BACKSET	2 3/4"		
MATERIAL	14 GAUGE STEEL		
NOTE:			

K-BXIL-AL



	WIDTH	HEIGHT	DEPTH
INCHES	5"	10"	1 3/4"
TYPE	MORTISE		
BACKSET	2 3/4"		
MATERIAL	.125 ALUMINUM		
NOTE:			

K-BXIL-710



	WIDTH	HEIGHT	DEPTH
INCHES	5"	14 1/2"	1 3/4"
TYPE	MORTISE		
BACKSET	2 3/4"		
MATERIAL	14 GAUGE STEEL		
NOTE:			

K-BXIL-710-II



	WIDTH	HEIGHT	DEPTH
INCHES	5"	14 1/2"	1 3/4"
TYPE	MORTISE		
BACKSET	2 3/4"		
MATERIAL	14 GAUGE STEEL		
NOTE:			

K-BXIL-710-IIAL



	WIDTH	HEIGHT	DEPTH
INCHES	5"	14 1/2"	1 3/4"
TYPE	MORTISE		
BACKSET	2 3/4"		
MATERIAL	.125 ALUMINUM		
NOTE:			

K-BXINT-L-SS



	WIDTH	HEIGHT	DEPTH
INCHES	2"	7"	1 3/4"
TYPE	MORTISE		
BACKSET			
MATERIAL	16 GAUGE STAINLESS STEEL		
NOTE:			

K-BXINT-R



	WIDTH	HEIGHT	DEPTH
INCHES	2"	7"	1 3/4"
TYPE	MORTISE		
BACKSET			
MATERIAL	14 GAUGE STEEL		
NOTE:			

K-BXINT-R-SS



	WIDTH	HEIGHT	DEPTH
INCHES	2"	7"	1 3/4"
TYPE	MORTISE		
BACKSET			
MATERIAL	16 GAUGE STAINLESS STEEL		
NOTE:			

K-BXLOC5100



	WIDTH	HEIGHT	DEPTH
INCHES	5 1/8"	12"	1 3/4"
TYPE	CYLINDRICAL		
BACKSET	2 3/4"		
MATERIAL	14 GAUGE STEEL		
NOTE:			

K-BXMAR-IQ



	WIDTH	HEIGHT	DEPTH
INCHES	8"	14"	1 3/4"
TYPE	CYLINDRICAL		
BACKSET	2 3/4"		
MATERIAL	14 GAUGE STEEL		
NOTE:			



K-BXMAR-IQ-AL



	WIDTH	HEIGHT	DEPTH
INCHES	8"	14"	1 3/4"
TYPE	CYLINDRICAL		
BACKSET	2 3/4"		
MATERIAL	.125 ALUMINUM		
NOTE:			

K-BXMAR-IQ-SS



	WIDTH	HEIGHT	DEPTH
INCHES	8"	14"	1 3/4"
TYPE	CYLINDRICAL		
BACKSET	2 3/4"		
MATERIAL	16 GAUGE STAINLESS STEEL		
NOTE:			

K-BXMAS



	WIDTH	HEIGHT	DEPTH
INCHES	5 1/2"	12 3/8"	1 3/4"
TYPE	CYLINDRICAL		
BACKSET	2 3/4"		
MATERIAL	14 GAUGE STEEL		
NOTE:			

K-BXMON



	WIDTH	HEIGHT	DEPTH
INCHES	1 3/4"	7 1/8"	1 3/4"
TYPE	CYLINDRICAL		
BACKSET	2 3/4"		
MATERIAL	14 GAUGE STEEL		
NOTE:			

K-BXMOR1



	WIDTH	HEIGHT	DEPTH
INCHES	4 5/8"	8 1/8"	1 3/4"
TYPE	MORTISE		
BACKSET	2 3/4"		
MATERIAL	14 GAUGE STEEL		
NOTE:			

K-BXMOR1-10G



	WIDTH	HEIGHT	DEPTH
INCHES	4 5/8"	8 1/8"	1 3/4"
TYPE	MORTISE		
BACKSET	2 3/4"		
MATERIAL	10 GAUGE STEEL		
NOTE:			

K-BXMOR1-AL



	WIDTH	HEIGHT	DEPTH
INCHES	4 5/8"	8 1/8"	1 3/4"
TYPE	MORTISE		
BACKSET	2 3/4"		
MATERIAL	.125 ALUMINUM		
NOTE:			

K-BXMOR2



	WIDTH	HEIGHT	DEPTH
INCHES	4 5/8"	8 1/8"	1 3/4"
TYPE	MORTISE		
BACKSET	2 3/4"		
MATERIAL	14 GAUGE STEEL		
NOTE:			

K-BXMOR3




	WIDTH	HEIGHT	DEPTH
INCHES	4 5/8"	8 1/8"	1 3/4"
TYPE	MORTISE		
BACKSET	2 3/4"		
MATERIAL	14 GAUGE STEEL		
NOTE:			

K-BXMOR3-10G



	WIDTH	HEIGHT	DEPTH
INCHES	4 5/8"	8 1/8"	1 3/4"
TYPE	MORTISE		
BACKSET	2 3/4"		
MATERIAL	10 GAUGE STEEL		
NOTE:			

K-BXMOR4



	WIDTH	HEIGHT	DEPTH
INCHES	4 5/8"	8 1/8"	1 3/4"
TYPE	MORTISE		
BACKSET	2 3/4"		
MATERIAL	14 GAUGE STEEL		
NOTE:			

K-BXMOR4-AL



	WIDTH	HEIGHT	DEPTH
INCHES	4 5/8"	8 1/8"	1 3/4"
TYPE	MORTISE		
BACKSET	2 3/4"		
MATERIAL	.125 ALUMINUM		
NOTE:			

K-BXMOR5



	WIDTH	HEIGHT	DEPTH
INCHES	4 5/8"	8 1/8"	1 3/4"
TYPE	MORTISE		
BACKSET	2 3/4"		
MATERIAL	14 GAUGE STEEL		
NOTE:			

K-BXMOR6



	WIDTH	HEIGHT	DEPTH
INCHES	5"	7 7/8"	1 1/4"
TYPE	MORTISE		
BACKSET	2 1/2"		
MATERIAL	14 GAUGE STEEL		
NOTE:			

K-BXMOR8155



	WIDTH	HEIGHT	DEPTH
INCHES	8"	15 1/2"	1 3/4"
TYPE	MORTISE		
BACKSET			
MATERIAL	14 GAUGE STEEL		
NOTE:	UNIVERSAL APPLICATIONS		

K-BXMOR8155F



	WIDTH	HEIGHT	DEPTH
INCHES	8"	15 1/2"	1 3/4"
TYPE	MORTISE		
BACKSET			
MATERIAL	14 GAUGE STEEL		
NOTE:	UNIVERSAL APPLICATIONS		

VISIT OUR WEBSITE @ WWW.KEEDEX.COM

Tel: 714-993-4300 • Fax: 714-993-4303



K-BXMOR8155F-AL



	WIDTH	HEIGHT	DEPTH
INCHES	8"	15 1/2"	1 3/4"
TYPE	MORTISE		
BACKSET	2 3/4"		
MATERIAL	.125 ALUMINUM		
NOTE:	UNIVERSAL APPLICATIONS		

K-BXMOR-CDL4000



	WIDTH	HEIGHT	DEPTH
INCHES	4 1/4"	4 1/2"	1 3/4"
TYPE	MORTISE		
BACKSET	2 3/4"		
MATERIAL	14 GAUGE STEEL		
NOTE:			

K-BXMOR-BST38HM



	WIDTH	HEIGHT	DEPTH
INCHES	4 5/8"	5 5/8"	1 3/4"
TYPE	MORTISE		
BACKSET	2 3/4"		
MATERIAL	14 GAUGE STEEL		
NOTE:			

K-BXMOR-MR3000M



	WIDTH	HEIGHT	DEPTH
INCHES	4 3/8"	4 7/8"	1 3/4"
TYPE	MORTISE		
BACKSET	2 3/4"		
MATERIAL	14 GAUGE STEEL		
NOTE:			

K-BXMOR-SGT4874



	WIDTH	HEIGHT	DEPTH
INCHES	4 1/2"	4 7/8"	1 3/4"
TYPE	MORTISE		
BACKSET	2 3/4"		
MATERIAL	14 GAUGE STEEL		
NOTE:			

K-BXOMNI-CYL



	WIDTH	HEIGHT	DEPTH
INCHES	5 1/2"	10 3/4"	1 3/4"
TYPE	PRODUCT SPECIFIC		
BACKSET	2 3/4"		
MATERIAL	14 GAUGE STEEL		
NOTE:	UNIVERSAL APPLICATIONS		

K-BXOMNI-WM



	WIDTH	HEIGHT	DEPTH
INCHES	5 3/4"	11 1/2"	1 3/4"
TYPE	CYLINDRICAL		
BACKSET	2 3/4"		
MATERIAL	14 GAUGE STEEL		
NOTE:			

K-BXPRES



	WIDTH	HEIGHT	DEPTH
INCHES	4 3/4"	7"	1 3/4"
TYPE			
BACKSET			
MATERIAL	14 GAUGE STEEL		
NOTE:			

K-BXRHO



	WIDTH	HEIGHT	DEPTH
INCHES	4 3/4"	4 1/8"	1 3/4"
TYPE	CYLINDRICAL		
BACKSET	2 3/4"		
MATERIAL	14 GAUGE STEEL		
NOTE:	Leversets with thru-bolts		

K-BXRHO-1012



	WIDTH	HEIGHT	DEPTH
INCHES	12"	10"	1 3/4"
TYPE	CYLINDRICAL		
BACKSET	2 3/4"		
MATERIAL	14 GAUGE STEEL		
NOTE:	Leversets with thru-bolts		

K-BXRHO-8155



	WIDTH	HEIGHT	DEPTH
INCHES	8"	15 1/2"	1 3/4"
TYPE	CYLINDRICAL		
BACKSET	2 3/4"		
MATERIAL	14 GAUGE STEEL		
NOTE:	Leversets with thru-bolts		

K-BXRHO-925



	WIDTH	HEIGHT	DEPTH
INCHES	5 1/2"	9 1/4"	1 3/4"
TYPE	CYLINDRICAL		
BACKSET	2 3/4"		
MATERIAL	14 GAUGE STEEL		
NOTE:	Leversets with thru-bolts		

K-BXRHO-AL



	WIDTH	HEIGHT	DEPTH
INCHES	4 3/4"	4 1/8"	1 3/4"
TYPE	CYLINDRICAL		
BACKSET	2 3/4"		
MATERIAL	.125 ALUMINUM		
NOTE:	Leversets with thru-bolts		

K-BXRHO-SS



	WIDTH	HEIGHT	DEPTH
INCHES	4 3/4"	4 1/8"	1 3/4"
TYPE	CYLINDRICAL		
BACKSET	2 3/4"		
MATERIAL	16 GAUGE STAINLESS STEEL		
NOTE:	Leversets with thru-bolts		

K-BXSABL



	WIDTH	HEIGHT	DEPTH
INCHES	5 1/2"	13 1/2"	1 3/4"
TYPE	PRODUCT SPECIFIC		
BACKSET	2 3/4"		
MATERIAL	14 GAUGE STEEL		
NOTE:			

K-BXSAF



	WIDTH	HEIGHT	DEPTH
INCHES	4 5/8"	11"	1 3/4"
TYPE	MORTISE		
BACKSET	2 3/4"		
MATERIAL	14 GAUGE STEEL		
NOTE:			



VISIT OUR WEBSITE @ WWW.KEEDEX.COM
 Tel: 714-993-4300 • Fax: 714-993-4303

K-BXSAF-2500



	WIDTH	HEIGHT	DEPTH
INCHES	5"	11 7/8"	1 3/4"
TYPE	PRODUCT SPECIFIC		
BACKSET	2 3/4"		
MATERIAL	14 GAUGE STEEL		
NOTE:			

K-BXSAF-2500-AL



	WIDTH	HEIGHT	DEPTH
INCHES	5"	11 7/8"	1 3/4"
TYPE	PRODUCT SPECIFIC		
BACKSET	2 3/4"		
MATERIAL	.125 ALUMINUM		
NOTE:			

K-BXSAF-4



	WIDTH	HEIGHT	DEPTH
INCHES	5"	11 7/8"	1 3/4"
TYPE	PRODUCT SPECIFIC		
BACKSET	2 3/4"		
MATERIAL	14 GAUGE STEEL		
NOTE:			

K-BXSAF-MIC-AL



	WIDTH	HEIGHT	DEPTH
INCHES	4 1/2"	9 3/4"	1 3/4"
TYPE	PRODUCT SPECIFIC		
BACKSET	2 3/4"		
MATERIAL	.125 ALUMINUM		
NOTE:			

K-BXSAF-MICRO



	WIDTH	HEIGHT	DEPTH
INCHES	4 1/2"	9 3/4"	1 3/4"
TYPE	MORTISE		
BACKSET	2 3/4"		
MATERIAL	14 GAUGE STEEL		
NOTE:			

K-BXSAF-MT



	WIDTH	HEIGHT	DEPTH
INCHES	4 1/2"	9 3/4"	1 3/4"
TYPE	MORTISE		
BACKSET	2 3/4"		
MATERIAL	14 GAUGE STEEL		
NOTE:			

K-BXSAF-R22330



	WIDTH	HEIGHT	DEPTH
INCHES	5"	11 7/8"	1 3/4"
TYPE	PRODUCT SPECIFIC		
BACKSET	2 3/4"		
MATERIAL	14 GAUGE STEEL		
NOTE:			

K-BXSAF-R22430



	WIDTH	HEIGHT	DEPTH
INCHES	5"	11 7/8"	1 3/4"
TYPE	PRODUCT SPECIFIC		
BACKSET	2 3/4"		
MATERIAL	.125" ALUMINUM		
NOTE:			

K-BXSAF-R22340



	WIDTH	HEIGHT	DEPTH
INCHES	5"	11 7/8"	1 3/4"
TYPE	MORTISE		
BACKSET	2 3/4"		
MATERIAL	14 GAUGE STEEL		
NOTE:			

K-BXSAF-R22440




	WIDTH	HEIGHT	DEPTH
INCHES	5"	11 7/8"	1 3/4"
TYPE	MORTISE		
BACKSET	2 3/4"		
MATERIAL	.125" ALUMINUM		
NOTE:			

K-BXSAL-C



	WIDTH	HEIGHT	DEPTH
INCHES	8"	13 1/2"	1 3/4"
TYPE	PRODUCT SPECIFIC		
BACKSET	2 1/8"		
MATERIAL	14 GAUGE STEEL		
NOTE:	SALTO SYSTEMS		

K-BXSAL-CAL




	WIDTH	HEIGHT	DEPTH
INCHES	8"	13 1/2"	1 3/4"
TYPE	CYLINDRICAL		
BACKSET	2 1/8"		
MATERIAL	.125 ALUMINUM		
NOTE:			

K-BXSAL-M



	WIDTH	HEIGHT	DEPTH
INCHES	8"	13 1/2"	1 3/4"
TYPE	MORTISE		
BACKSET	2 3/4"		
MATERIAL	14 GAUGE STEEL		
NOTE:			

K-BXSAL-MAL



	WIDTH	HEIGHT	DEPTH
INCHES	8"	13 1/2"	1 3/4"
TYPE	MORTISE		
BACKSET	2 3/4"		
MATERIAL	.125 ALUMINUM		
NOTE:			

K-BXSAR45



	WIDTH	HEIGHT	DEPTH
INCHES	6 1/4"	14"	1 3/4"
TYPE	MORTISE		
BACKSET	2 3/4"		
MATERIAL	14 GAUGE STEEL		
NOTE:			

K-BXSGL



	WIDTH	HEIGHT	DEPTH
INCHES	4 1/2"	3 1/2"	1 1/2"
TYPE	CYLINDRICAL		
BACKSET	2 3/8"		
MATERIAL	14 GAUGE STEEL		
NOTE:	Standard Cylindrical Locks		

VISIT OUR WEBSITE @ WWW.KEEDEX.COM

Tel: 714-993-4300 • Fax: 714-993-4303



K-BXSGL-AL



	WIDTH	HEIGHT	DEPTH
INCHES	4 1/2"	3 1/2"	1 1/2"
TYPE	CYLINDRICAL		
BACKSET	2 3/8"		
MATERIAL	.125 ALUMINUM		
NOTE:	Standard Cylindrical Locks		

K-BXSGL500



	WIDTH	HEIGHT	DEPTH
INCHES	7"	3 1/2"	1 5/8"
TYPE	CYLINDRICAL		
BACKSET	5"		
MATERIAL	14 GAUGE STEEL		
NOTE:	Standard Cylindrical Locks		

K-BXSGL-S



	WIDTH	HEIGHT	DEPTH
INCHES	4 1/4"	3 1/2"	1 1/4"
TYPE	CYLINDRICAL		
BACKSET	2 3/8"		
MATERIAL	14 GAUGE STEEL		
NOTE:	Cylindrical Locks (Slim)		

K-BXSGL-ES



	WIDTH	HEIGHT	DEPTH
INCHES	4 1/2"	4 7/16"	1"
TYPE	CYLINDRICAL		
BACKSET	2 3/8"		
MATERIAL	14 GAUGE STEEL		
NOTE:	Cylindrical Locks (Extra Slim)		

K-BXSGL-NS



	WIDTH	HEIGHT	DEPTH
INCHES	4 3/4"	3 1/2"	1 5/8"
TYPE	CYLINDRICAL		
BACKSET	2 3/8"		
MATERIAL	14 GAUGE STEEL		
NOTE:	NO STOP		

K-BXSGL234



	WIDTH	HEIGHT	DEPTH
INCHES	4 3/4"	3 1/2"	1 5/8"
TYPE	CYLINDRICAL		
BACKSET	2 3/4"		
MATERIAL	14 GAUGE STEEL		
NOTE:	Standard Cylindrical Locks		

K-BXSGL234-AL



	WIDTH	HEIGHT	DEPTH
INCHES	4 3/4"	3 1/2"	1 5/8"
TYPE	CYLINDRICAL		
BACKSET	2 3/4"		
MATERIAL	.125 ALUMINUM		
NOTE:	Standard Cylindrical Locks		

K-BXSGL234-10SP



	WIDTH	HEIGHT	DEPTH
INCHES	5 1/2"	5 1/2"	2"
TYPE	CYLINDRICAL		
BACKSET	2 3/4"		
MATERIAL	10 GAUGE STEEL		
NOTE:	Standard Cylindrical Locks		

K-BXSGL234-112



	WIDTH	HEIGHT	DEPTH
INCHES	4 3/4"	3 1/2"	1 5/8"
TYPE	CYLINDRICAL 1 1/2"		
BACKSET	2 3/4"		
MATERIAL	14 GAUGE STEEL		
NOTE:	1 1/2" Cylindrical Lock		

K-BXSGL234-2D



	WIDTH	HEIGHT	DEPTH
INCHES	4 3/4"	4 1/8"	2"
TYPE	CYLINDRICAL		
BACKSET	2 3/4"		
MATERIAL	14 GAUGE STEEL		
NOTE:	Standard Cylindrical Locks		

K-BXSGL234-2D-AL



	WIDTH	HEIGHT	DEPTH
INCHES	4 3/4"	4 1/8"	2"
TYPE	CYLINDRICAL		
BACKSET	2 3/4"		
MATERIAL	.125 ALUMINUM		
NOTE:	Standard Cylindrical Locks		

K-BXSGL234-2W



	WIDTH	HEIGHT	DEPTH
INCHES	4 3/4"	4 1/8"	2"
TYPE	CYLINDRICAL		
BACKSET	2 3/4"		
MATERIAL	14 GAUGE STEEL		
NOTE:	Standard Cylindrical Locks		

K-BXSGL234-AL-2



	WIDTH	HEIGHT	DEPTH
INCHES	4 3/4"	4 1/8"	2"
TYPE	CYLINDRICAL		
BACKSET	2 3/4"		
MATERIAL	.125 ALUMINUM		
NOTE:	Standard Cylindrical Locks		

K-BXSGL234-925



	WIDTH	HEIGHT	DEPTH
INCHES	5 1/2"	9 1/4"	1 3/4"
TYPE	CYLINDRICAL		
BACKSET	2 3/4"		
MATERIAL	14 GAUGE STEEL		
NOTE:	Standard Cylindrical Locks		

K-BXSGL234-BEST



	WIDTH	HEIGHT	DEPTH
INCHES	4 3/4"	3 1/2"	1 5/8"
TYPE	CYLINDRICAL		
BACKSET	2 3/4"		
MATERIAL	14 GAUGE STEEL		
NOTE:	Standard Cylindrical Locks		

K-BXSGL234-FE



	WIDTH	HEIGHT	DEPTH
INCHES	5 1/2"	9 1/2"	1 3/4"
TYPE	CYLINDRICAL		
BACKSET	2 3/4"		
MATERIAL	14 GAUGE STEEL		
NOTE:	Standard Cylindrical Locks		



VISIT OUR WEBSITE @ WWW.KEEDEX.COM
 Tel: 714-993-4300 • Fax: 714-993-4303

K-BXSGL234-NH



	WIDTH	HEIGHT	DEPTH
INCHES	4 3/4"	3 1/2"	1 5/8"
TYPE	No Holes		
BACKSET	2 3/4"		
MATERIAL	14 GAUGE STEEL		
NOTE:	For latch w/ electric strikes		

K-BXSGL234-NS



	WIDTH	HEIGHT	DEPTH
INCHES	4 3/4"	3 1/2"	1 5/8"
TYPE	CYLINDRICAL		
BACKSET	2 3/4"		
MATERIAL	14 GAUGE STEEL		
NOTE:	Standard Cylindrical Locks		

K-BXSGL234-SS



	WIDTH	HEIGHT	DEPTH
INCHES	4 3/4"	3 1/2"	1 5/8"
TYPE	CYLINDRICAL		
BACKSET	2 3/4"		
MATERIAL	16 GAUGE STAINLESS STEEL		
NOTE:	Standard Cylindrical Locks		

K-BXSIM



	WIDTH	HEIGHT	DEPTH
INCHES	5 1/2"	10 1/4"	1 3/4"
TYPE	CYLINDRICAL		
BACKSET	2 3/4"		
MATERIAL	14 GAUGE STEEL		
NOTE:			

K-BXSIM-AL



	WIDTH	HEIGHT	DEPTH
INCHES	5 1/2"	9 1/4"	1 3/4"
TYPE	CYLINDRICAL		
BACKSET	2 3/4"		
MATERIAL	.125 ALUMINUM		
NOTE:			

K-BXSIM-SS



	WIDTH	HEIGHT	DEPTH
INCHES	5 1/2"	9 1/4"	1 3/4"
TYPE	CYLINDRICAL		
BACKSET	2 3/4"		
MATERIAL	16 GAUGE STAINLESS STEEL		
NOTE:			

K-BXSIM-200



	WIDTH	HEIGHT	DEPTH
INCHES	4"	5 1/2"	1 3/4"
TYPE			
BACKSET			
MATERIAL	14 GAUGE STEEL		
NOTE:			

K-BXSIM-200-AL



	WIDTH	HEIGHT	DEPTH
INCHES	4"	5 1/2"	1 3/4"
TYPE			
BACKSET			
MATERIAL	.125 ALUMINUM		
NOTE:			

K-BXSIM-4000



	WIDTH	HEIGHT	DEPTH
INCHES	8"	14"	1 3/4"
TYPE	CYLINDRICAL		
BACKSET	2 3/4"		
MATERIAL	14 GAUGE STEEL		
NOTE:			

K-BXSIM-4000-AL



	WIDTH	HEIGHT	DEPTH
INCHES	8"	14"	1 3/4"
TYPE	CYLINDRICAL		
BACKSET	2 3/4"		
MATERIAL	.125 ALUMINUM		
NOTE:			

K-BXSIM-6004



	WIDTH	HEIGHT	DEPTH
INCHES	5 1/2"	6 1/2"	1 3/4"
TYPE	CYLINDRICAL		
BACKSET	2 3/4"		
MATERIAL	14 GAUGE STEEL		
NOTE:			

K-BXSIM-6218



	WIDTH	HEIGHT	DEPTH
INCHES	4 3/4"	6 1/2"	1 3/4"
TYPE	CYLINDRICAL		
BACKSET	2 3/8"		
MATERIAL	14 GAUGE STEEL		
NOTE:			

K-BXSIM-7004



	WIDTH	HEIGHT	DEPTH
INCHES	4 3/4"	6 1/2"	1 3/4"
TYPE	CYLINDRICAL		
BACKSET	2 3/4"		
MATERIAL	14 GAUGE STEEL		
NOTE:			

K-BXSIM-7004-AL



	WIDTH	HEIGHT	DEPTH
INCHES	4 3/4"	6 1/2"	1 3/4"
TYPE	CYLINDRICAL		
BACKSET	2 3/4"		
MATERIAL	.125 ALUMINUM		
NOTE:			

K-BXSIM-EE



	WIDTH	HEIGHT	DEPTH
INCHES	5 1/2"	9 1/4"	1 3/4"
TYPE	CYLINDRICAL		
BACKSET	2 3/4"		
MATERIAL	14 GAUGE STEEL		
NOTE:			

K-BXSIM-EE-AL



	WIDTH	HEIGHT	DEPTH
INCHES	5 1/2"	9 1/4"	1 3/4"
TYPE	CYLINDRICAL		
BACKSET	2 3/4"		
MATERIAL	.125 ALUMINUM		
NOTE:			

VISIT OUR WEBSITE @ WWW.KEEDEX.COM

Tel: 714-993-4300 • Fax: 714-993-4303



K-BXSIM-EE-SS



	WIDTH	HEIGHT	DEPTH
INCHES	5 1/2"	9 1/4"	1 3/4"
TYPE	CYLINDRICAL		
BACKSET	2 3/4"		
MATERIAL	16 GAUGE STAINLESS STEEL		
NOTE:			

K-BXSIM-NH



	WIDTH	HEIGHT	DEPTH
INCHES	5 1/2"	9 1/4"	1 3/4"
TYPE	CYLINDRICAL		
BACKSET	2 3/4"		
MATERIAL	14 GAUGE STEEL		
NOTE:			

K-BXSTR



	WIDTH	HEIGHT	DEPTH
INCHES	7/16"	5 1/16"	3/8"
TYPE			
BACKSET			
MATERIAL	14 GAUGE STEEL		
NOTE:	ANSI STRIKE PREPARATION		

K-BXSTR-SS



	WIDTH	HEIGHT	DEPTH
INCHES	1 3/4"	5 1/8"	3/8"
TYPE			
BACKSET			
MATERIAL	16 GAUGE STAINLESS STEEL		
NOTE:	ANSI STRIKE PREPARATION		

K-BXTESA-CYL



	WIDTH	HEIGHT	DEPTH
INCHES	8"	14"	1 3/4"
TYPE	CYLINDRICAL		
BACKSET	2 3/4"		
MATERIAL	14 GAUGE STEEL		
NOTE:			

K-BXTESA-CYL-AL



	WIDTH	HEIGHT	DEPTH
INCHES	8"	14"	1 3/4"
TYPE	CYLINDRICAL		
BACKSET	2 3/4"		
MATERIAL	.125 ALUMINUM		
NOTE:			

K-BXTESA-MOR



	WIDTH	HEIGHT	DEPTH
INCHES	8"	14"	1 3/4"
TYPE	MORTISE		
BACKSET	2 3/4"		
MATERIAL	14 GAUGE STEEL		
NOTE:			

K-BXTESA-MOR-AL



	WIDTH	HEIGHT	DEPTH
INCHES	8"	14"	1 3/4"
TYPE	MORTISE		
BACKSET	2 3/4"		
MATERIAL	.125 ALUMINUM		
NOTE:			

K-BXULT



	WIDTH	HEIGHT	DEPTH
INCHES	4 3/4"	8 1/4"	1 3/4"
TYPE	CYLINDRICAL		
BACKSET	2 3/8"		
MATERIAL	14 GAUGE STEEL		
NOTE:			

K-BXVING



	WIDTH	HEIGHT	DEPTH
INCHES	8"	13"	1 3/4"
TYPE	MORTISE		
BACKSET	2 3/4"		
MATERIAL	14 GAUGE STEEL		
NOTE:			

K-BXVING-AL



	WIDTH	HEIGHT	DEPTH
INCHES	8"	13"	1 3/4"
TYPE	MORTISE		
BACKSET	2 3/4"		
MATERIAL	.125 ALUMINUM		
NOTE:			

K-BXWIN

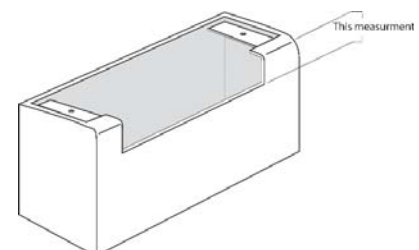


	WIDTH	HEIGHT	DEPTH
INCHES	5 1/8"	10 1/2"	1 3/4"
TYPE	CYLINDRICAL		
BACKSET	2 3/4"		
MATERIAL	14 GAUGE STEEL		
NOTE:			

Note on Electric Strikes

Part Number	Inches	Millimeters
K-BXES3A	0.656	16.5
K-BXES2	0.92	23.3
K-BXES5	1.73	43.9
K-BXES6	1.21	30.7
K-BXES9	1.5	38.1
K-BXES45	1	25
K-BXES51	1.05	26.7

Our ANSI sized strike boxes were made specifically for name brand manufacturers electric strikes, however there are many obscure manufacturers of electric strikes. The Keedex ANSI electric strike boxes noted here are all 2 3/8"W x 5 1/16"H x 1 3/4"D, the difference in each box is the cut out along the face side. This chart is designed to help you match our box with your non-brand name ANSI electric strikes.



VISIT OUR WEBSITE @ WWW.KEEDEX.COM
Tel: 714-993-4300 • Fax: 714-993-4303

DRLSR Door Laser
Core Drilling Guide



Page 4

K-12SL Protect-A-LOK



Page 16

K-3 Straight Shot
Clip Removal Tool



Page 20

K-HBL Hose Bibb Lock



Page 23

Lit-M Moonlight Fiber
Optic Scope Light



Page 10

K-20A Offset Style Guard



page 14

K-RP-M Metric
Plus Roll Pin Kit



Page 7

K-6 COR
Master Follower-
Corbin Russwin Combo



Page 3

K-23 Scope
for Mini-Flashlights



Page 11

K-1 Safe Slick



Page 11

K-SSL-1P Heavy Duty
Covered Garage Bolt



Page 22

GRD-KNOB
4" Knob Guard



Page 26

K-EZR Herculite
Reflective Screwdriver



Page 4

K-22 Lever
Opening Tool



Page 5

K-TMPA/R Installation
Template Adams Rite



Page 17

The Bottle Lock



Page 23



510 Cameron Street, Placentia, CA 92870
Phone: 714-993-4300 • Fax: 714-993-4303
www.keeDEX.com