

LUXOR

■ COLLECTION ■





Why there's nothing quite like
Luxor Collection

We strive to help our customers to succeed through our passion for superior quality and innovation.

It's about our devotion to go beyond your expectations and make your creation a reality.

Our state-of-the-art equipment and our long-standing experience allow us to offer a range of sophisticated products, adapted to your style and with an exceptional longevity.

Recognized in the industry for the quality of its products, Luxor Collection offers hundreds of door styles in a wide range of colors, providing you with the flexibility you need to unleash your creativity to design your dream home.



CREDIT COVER PAGE: CUSTOM INTERIORS BY JBI

TABLE OF CONTENTS

- State-of-the-art equipment..... 3
- TRUELIFE 4
- Wood Collection 5
- Serenity Collection 11
- Odyssey Collection 16
- Wood Veneer 19
- Vintage Wood Veneer 19
- Reflexion..... 20
- Prestige..... 21
- LPL & HPL..... 22
- Structure 23
- Polaris & Polymer 24
- Sublime..... 25
- Glass Inserts..... 26
- Aluminium frame..... 26
- Drawer Construction 27
- Cabinet Construction 28

- SELECT
- Doors Collection..... 29
- Select Construction..... 31

LUXOR
 ■ COLLECTION ■

BECAUSE YOU DESERVE A BEAUTIFUL, SUPERIOR QUALITY PRODUCT.

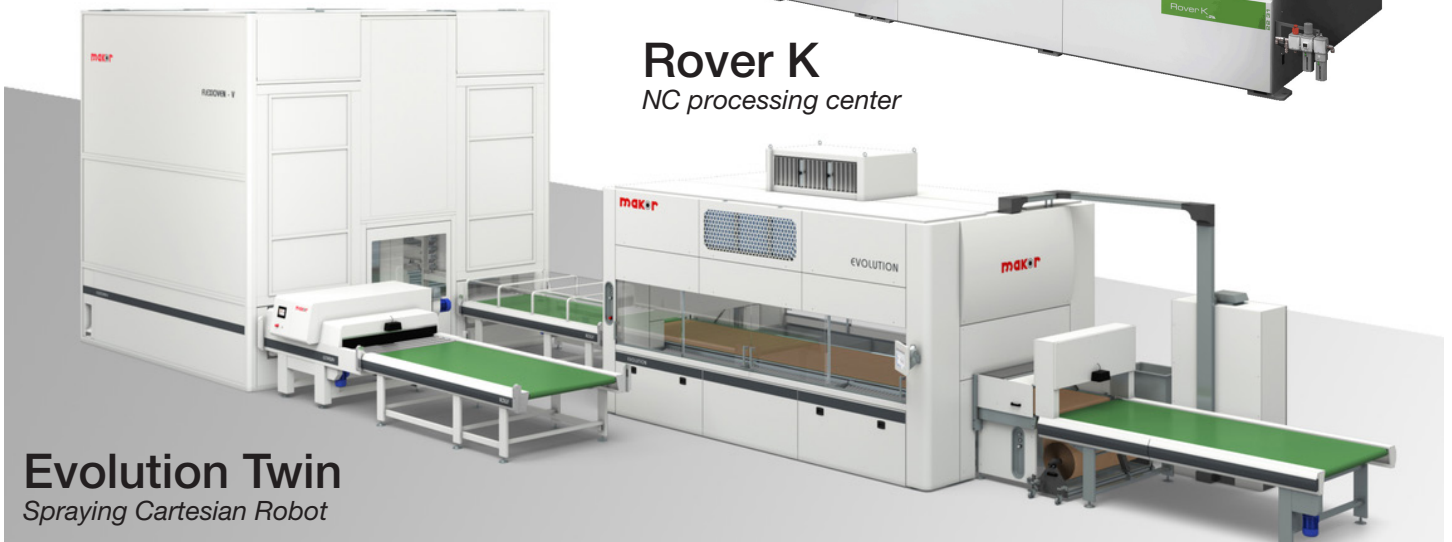
Our new facility include state-of-the-art equipment & advanced technology. We ensure precision and high quality for the most important room in your home with our outstanding manufacturing quality and highly qualified team. Since 1987, we are providing our expertise to homeowners.



Winstore K3
Automated magazine



Rover K
NC processing center



Evolution Twin
Spraying Cartesian Robot



LUXURIOUS SMOOTH FINISH

LONG-LASTING

TOP COLOR SELECTIONS

ECO-FRIENDLY

VERY LOW VOC EMISSIONS

TRUELIFE DISTINCT BENEFITS

- Unique soft touch finish
- Durable
- Highest resistance to UV
- Very low VOC emissions
- Formaldehyde free
- Exceed highest environmental standards in North America
- Wide standard color selections
- Color match available

ADVANCED TECHNOLOGY

This technology allows us to reduce our VOC emissions by eliminating the use of solvents. Pigments and binders are carried by a waterborne agent instead of potentially harmful chemicals. Our state-of-the-art process and new cutting-edge equipment allows us to exceed the most stringent environmental regulations in Canada & in California. TRUELIFE, a safer choice for our environment, our workplace, your home & your family with the long-lasting quality and distinguished finish you expect from Luxor Collection.

INNOVATIVE
ENGINEERING
FINISHES

WOOD COLLECTION

Alder | Cherry | Maple | Oak | Walnut



ARCADIA
C - M - W



ARCADIA 1/4
C - M - W



AUBURN
A - C - M - O - W



AVALANCHE
M



BANFF
M



BEAUPORT
C - M

STYLE

Modern, traditional or transitional? When it comes to defining your kitchen style, with our extensive selection of door styles, we assure that you will find what you are looking for.



BEDFORD
C - M - O - W



BELAIR
C - M - W

WOOD COLLECTION

Alder | Cherry | Maple | Oak | Walnut



BELVEDERE
C-M-W



BEYOND
M



BOILEAU
C-M-W



DESTINY

CRÉA-NOVA

WOOD COLLECTION

Alder | Cherry | Maple | Oak | Walnut



CARMEL
C-M-O



CLERMONT
C-M



COLONIAL
C-M



CONWAY
C-M



CORFOU
C-M



DESTINY
C-M-O



DORVAL
C-M



DOVER
M

HIGH END DETAILS

We say only the best is good enough for the heart of your home. That's why we provide superior quality with our state-of-the-art equipment and our innovative finishes well recognized in the industry.

WOOD COLLECTION

Alder | Cherry | Maple | Oak | Walnut



EVEREST
M



FAIRVIEW
C - M



HAMILTON
C - M - O



HAMPTON
M



HARTFORD
C - M



LISBON
C - M

WOOD COLLECTION

Alder | Cherry | Maple | Oak | Walnut



LIVORNO
C-M



MONTEREY
C-M-O-W



NAPOLEON
C-M



NEWPORT
C-M-O-W



NORDICA
M

INSPIRATION

Whether you fall for the latest design craze or a classic aesthetic, we have a look that best suits your needs.



PROVIDENCE
C-M-O-W



RICHMOND
C-M-O



ROCHESTER
C-M-O

WOOD COLLECTION

Alder | Cherry | Maple | Oak | Walnut



ROCKPORT
C-M-O-W



SEVILLE
C-M



SOCIETY
M



SUNSET
C-M



VERMONT
C-M




WISDOM
M



SERENITY COLLECTION

CUSTOMIZATION

Everyone's tastes & needs are different. Each kitchen is unique. We build custom cabinets to be able to fully meet the needs of your own creation.



A L P H A



B E L L E V U E



B O Y N T O N



B R I D G E W A T E R



B U R L I N G T O N



C H A R L I E



C I T Y



C O N C O R D

SERENITY COLLECTION




ELITE




FASHION



HORIZON



INSPIRATION



LAURA



LIVERPOOL



ELITE

CUISINES MULTI-DESIGN

SERENITY COLLECTION



NOTTINGHAM

DREAM KITCHENS



LONDON



LUXAURA



NOTTINGHAM

SERENITY COLLECTION



P R I V I L E G E



S A T U R N



S O H O



S T - T R O P E Z



S T U D I O




V I N E Y A R D



SERENITY COLLECTION



VINTAGE



TRENDY



ULTRA



CITY

KITCHEN LAND

ODYSSEY COLLECTION



ACTON



BELMONT



CAMBRIDGE



CHATEAU



FAITH



MEDIEVAL



RENAISSANCE

KITCHENSON

ODYSSEY COLLECTION



QUINCY

MARCON KITCHEN & BATH STUDIO



QUINCY



RENAISSANCE



ROMAIN

ODYSSEY COLLECTION



SALEM



VILLA



WAVERLY




WAVERLY

DREAM KITCHENS


LAMINATE COLLECTION

WOOD VENEER


Bolero – Daytona – Rio




CHERRY




MAPLE



OAK



WALNUT



**URBAN
WHITE OAK**

VINTAGE WOOD VENEER

Bolero Vintage – Rustik



**VINTAGE
OAK**



LAMINATE COLLECTION

REFLEXION

Double sided gloss


BIANCO
5000



CAPPUCCINO
1917L



CEMENTO
1919L



GRAPHITE
2100L



ROCCIA
2101L



TITANIO
2283L




Designed to withstand heat and steam from cook tops and dishwashers in close proximity. The reason is that the MDF core is sealed in from the elements by the PUR glue and the polymer functional layer of the edge band.




LAMINATE COLLECTION

PRESTIGE
One sided gloss


High gloss panels with PU+ coating done on melamine based prelaminated MDF. PU+ coating (gloss) and melamine surface (surface strength) are clubbed together to give superior high gloss products.



EBONY ASPEN
14673HG



TAUPE TROPICAL
14811HG



EBONY PEAT
14674HG



EBONY ASPEN

CHANTAL TRAHAN (2020 RENDERING)

LAMINATE COLLECTION

LPL & HPL
Coral – Milano – Ruby

Choose panels from a large variety of colors and finishes from our selection of manufacturers. The availability of panels may vary by geographic location.



**CARB
COMPLIANT**




CORAL (K15-CANNES)

MARCON KITCHEN & BATH STUDIO


LAMINATE COLLECTION

STRUCTURE Illusion


Faced panels are wood based panels whose sides have been covered with decorative papers or polymeric foils.




BARN OAK
LN27




CAIRO
S138




CARBONE
LM08




DUBLIN
S135




MADRID
S133



NERO
U129



**BLUE
NIGHT**
UB02




**SILVER
SAND**
SO11



VALLETA
FB68



**VINEYARD
OAK**
LN30



ZIRCONIA
FB08



BARN OAK

CRÉA-NOVA


LAMINATE COLLECTION

POLARIS
Euro / double sided matte


POLARIS by Abet Laminati is a super matte finish that is highly resistant to scratches and heat, as well as being anti-fingerprint.



**BLANC
GLACE**
2904



**GRIS
GRAPHITE**
2909




NOIR
2902

POLYMER

Made of a one or five pieces of MDF. Then covered with a sheet of Thermofoil — a plastic that form fits the shaped panel with one continuous sheet of plastic.




**COTTON
MIST**



**MORNING
DEW**



**SUEDE
STONE**



**SUMMER
DROPS**



DUSK



**NAVY
BLUE**



TH-3050




TH-8050


LAMINATE COLLECTION

SUBLIME
Double sided matte

SUBLIME is a silky touch polymer panels, a highly-resistant matte finish that fits in any budget.



**ARTIC
GREY**
P713



BLACK
P706



**BLUE
NOTTE**
P771



FOG
P761




FUME
P725



MINK
P732



**OCEAN
BLUE**
P736



WHITE
P734



FUMÉ P725

GLASS INSERTS

MIRRORS



CLEAR



CLEAR SATIN



GREY



GREY



CLEAR



FLUTEX




CLEAR GLASS

KITCHENSON




CLEAR MIRRORS BLAIR INTERIORS GROUP


ALUMINIUM FRAME



MODEL 1 : 19.5MM



MODEL 3 : 9MM



MODEL 6 : 50.4MM



ALUMINIUM



STAINLESS STEEL




ANODIZED MATTE BLACK



CLEAR



GREY



ACID WASH



DRAWER CONSTRUCTION

STANDARD



BIRCH WOOD DOVETAIL



QUADRO V6 GLIDES



HINGES SENSYS

OPTIONAL



WALNUT WOOD DOVETAIL



INNOTECH ATIRA METAL DRAWER



VIONARO GRAPHITE METAL DRAWER



DYNAPRO GLIDES



DRAWER TIP-ON



TANDEM BLUMOTION GLIDES

CABINET CONSTRUCTION



- Box construction options: Plywood or LPL
- 3/4 Plywood interior PureBond formaldehyde free
- 3/4 Bottom and 9/16 back panels (plywood)
- 5/8 Bottom and back panels (particleboard)
- 3/4 Shelves
- Dust top
- Adjustable self closing hinges
- Full extension undermount closing drawers system
- Drawers front adjustable device
- Wooden dowels construction
- Wood dovetail drawers or metal drawers



PLYWOOD INTERIOR



290
CLASSIC MAPLE (LPL)



555
NOVA WHITE (LPL)



168
CANADIAN GREY (LPL)

Many other LPL colors interior available

SELECT COLLECTION

WOOD COLLECTION



ATLANTA
New England
soft maple



DALLAS
New England
soft maple



NASHVILLE
New England
soft maple



OTTAWA
New England
soft maple

1-PIECE MDF COLLECTION



BOSTON



MONTREAL



NEW YORK

1-PIECE MDF COLLECTION

SELECT COLLECTION



SAN FRANCISCO



SEATTLE

LAMINATE COLLECTION

CALIFORNIA
Sublime

COLORADO
Prestige

CHICAGO
Maple wood
veneer only

FANTASY
Reflexion

TORONTO
Standard LPL
selection

POLYESTER

Made of five pieces – a frame built of 4 pieces of MDF wrapped in Polyester plus a ¼ MDF panel covered in melamine with a 45° degree joints assemblage.



U - 3000



U - 5000



U - 8000

SELECT COLLECTION



STANDARD



BIRCH WOOD DOVETAIL



GLIDES
(SOFT CLOSING AND FULL EXTENSION)



HINGES

OPTIONAL



INNOTECH ATIRA
METAL DRAWER



QUADRO V6 GLIDES



VIONARO GRAPHITE
METAL DRAWER

DYNAPRO GLIDES



- Entire cabinets in 5/8 LPL or in 5/8 plywood
- 5/8 LPL or 5/8 plywood shelves
- PVC edge bands matching the door color
- Adjustable self closing hinges
- Full extension undermount closing drawers system
- Birch wood dovetail or metal drawers
- Wooden dowels construction
- 3 box construction options: plywood , classic maple or nova white
- Also available; matching interior door color



LIMITED LIFETIME WARRANTY*

* See Warranty for details.

Customer Service

Toll free: 1 844 368-7688
450 438-7688

www.luxorcollection.com

Head Office
200 Avenue Hamford
Lachute, Quebec, Canada
J8H 3N6



CUSTOM INTERIORS BY JBI

LUXOR

■ C O L L E C T I O N ■

Styles, product availability and construction may vary slightly from those shown in this catalog due to material availability and/or design evolution. For more details please contact your designer.

Product photography and illustrations have been reproduced as accurately as printing technologies permit. To ensure highest satisfaction, we strongly suggest you view an actual sample for best color, wood grain and finish representation.