

Transfer Adhesive Tape

GA5903 / GA5905



www.marianinc.com

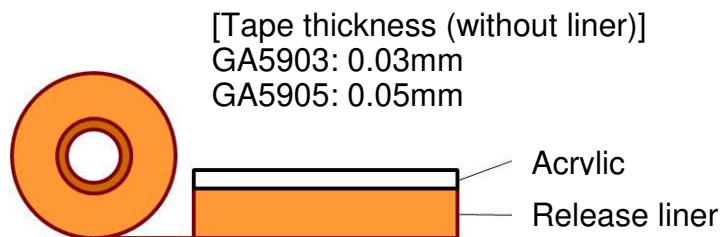
1-800-773-0062

Outline

Nitto Denko GA5903 and GA5905 are bonding materials developed using our own original adhesive manufacturing technology. These tape offer superior adhesive strength, holding property and resistance to repulsion force.

The tape is ideal to adhere to plastic molding, insulation film, label film, metal plating and various types of film.

Structure



Features

- Provides superior bonding reliability and component bonding performance.
- Offers superior repulsion properties.
- Offer high processability.
- 6 restricted substances by RoHS are not contained.
- GA5903, GA5905 are UL approved products. [UL File No. MH13557]

Applications

- Bonding of labels and plastic insulation film to metal substrate and plastic substrate.

Size

Products No.	Tape thickness [mm]	Width [mm]	Length [m]
GA5903	0.03	1200	50
GA5905	0.05		

About more details of the size, please contact our sales.

GA5903 / GA5905 10-P-0261_E (1/4)

Notes: This data represents examples of measured values, and not guaranteed values. They do not guarantee compatibility with the applications described in these documents. Please confirm compatibility with your application prior to use. We retain all rights, including copyrights, for the contents of these documents. Copying, reprinting and use for purposes other than originally intended are strictly prohibited without our prior expressed permission. Contact details are provided at the end of this document. Please do not hesitate to contact us for any inquiry.

Properties

- 180 degree peeling adhesion for each substrate

Substrate	GA5903	GA5905
Stainless steel plate	12	15
Aluminum plate	10	15
ABS plate	10	14
NOMEX® film	9	12
Polycarbonate plate	13	15
PET plate	13	16

(Unit: N/20mm)

Test piece: 20mm width

Lining material: PET#25

Application method:

1 pass back and forth with 2-kg roller

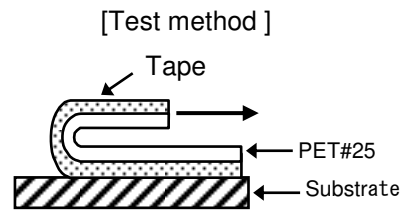
Application temperature: 23 degree C, 50%RH

Applying conditions: 23 degree C/50%RHx30min

Peeling speed: 300 mm/min

Peeling angle: 180 degree

Measurement temperature: 23 degree C, 50%RH



- 180 degree peeling adhesion for each temperature

Temperature	GA5903	GA5905
23 degree C	12	15
40 degree C	11	13
60 degree C	8	8
80 degree C	6	7

(Unit: N/20mm)

Substrate: stainless plate

Test piece: 20mm width

Lining material: PET#25

Application method:

1 pass back and forth with 2-kg roller

Application temperature: 23 degree C/50%RH

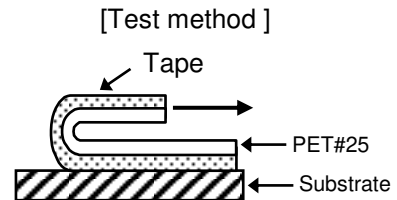
Applying conditions:

Measurement temperaturex30min

Peeling speed: 300 mm/min

Peeling angle: 180 degree

Measurement temperature: 23, 40, 60, 80 degree C



GA5903 / GA5905 10-P-0261_E (2/4)

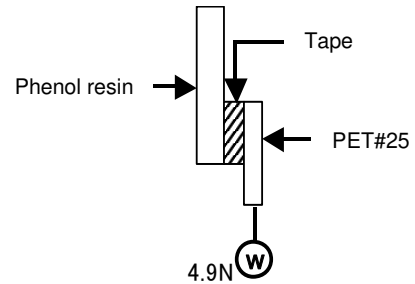
Notes: This data represents examples of measured values, and not guaranteed values. They do not guarantee compatibility with the applications described in these documents. Please confirm compatibility with your application prior to use. We retain all rights, including copyrights, for the contents of these documents. Copying, reprinting and use for purposes other than originally intended are strictly prohibited without our prior expressed permission. Contact details are provided at the end of this document. Please do not hesitate to contact us for any inquiry.

● Holding power

Temperature	GA5903	GA5905
40 degree C	0.2	0.2
60 degree C	0.2	0.3
80 degree C	0.2	0.3

(Unit: mm/hr)
 Substrate: Phenol resin
 Application time: 23 degree C/50%RH
 Applying conditions:
 Measurement Temp x 30min
 Measurement temperature: 40,60,80 degree C
 Laminated area: 20mmx10mm
 Load: 4.9N(500g)
 Loading time: 1 hour

[Test method]

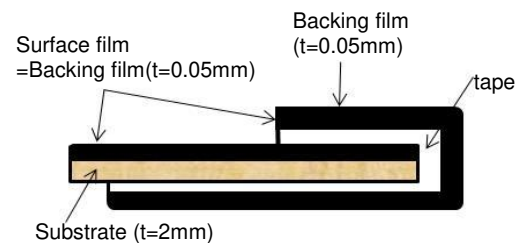


● Resistance to repulsion with plastic films

Substrate and Backing film	GA5903	GA5905
PET film 0.05mm [†]	0	0
Polycarbonate film (PC) 0.05mm [†]	0	0

(Unit: mm)
 Sample width: 10mm
 Application area: 10mm X 10mm
 Substrate: same film with backing
 Application:
 Applied by 1 pass back and forth with 2kg roller at 23 degree C/50%RH. The sample is kept for 24 hours at 23 degreeC/50%RH.
 Measurement:
 Lifting distance between AL and the substrate is measured after 65degreeC95%RH X 3days.

[Test method]



GA5903 / GA5905 10-P-0261_E (3/4)

Notes: This data represents examples of measured values, and not guaranteed values. They do not guarantee compatibility with the applications described in these documents. Please confirm compatibility with your application prior to use. We retain all rights, including copyrights, for the contents of these documents. Copying, reprinting and use for purposes other than originally intended are strictly prohibited without our prior expressed permission. Contact details are provided at the end of this document. Please do not hesitate to contact us for any inquiry.


Precautions when using

- Remove all oil, moisture and dirt from the surface of the substrate before applying.
- Since the tape is pressure-sensitive adhesive, be sure to apply enough pressure with a roller or press when applying. Otherwise it might be affected to its properties and appearance.
- The tape may not adhere well to extremely uneven or distorted surfaces. Enough Leveling off the surface should be required before applying.
- It takes certain time to get full adhesive strength after applying, keep away the tape from any stress for a several hours after applying.

Precautions when storing

- Please be sure to keep the tape in its box when not using.
- Please keep in a cool and dark place away from direct sunlight.

Safety precautions

 WARNING
<ul style="list-style-type: none">● Make sure the product is suitable for the application (objective and conditions) before attempting to use. The tape may come off depending on the substrate to which it is applied or conditions under which it is applied.● Use in combination with another method of joining if there is possibility of an accident.

Published in October 2013

GA5903 / GA5905 10-P-0261_E (4/4)

Notes: This data represents examples of measured values, and not guaranteed values. They do not guarantee compatibility with the applications described in these documents. Please confirm compatibility with your application prior to use. We retain all rights, including copyrights, for the contents of these documents. Copying, reprinting and use for purposes other than originally intended are strictly prohibited without our prior expressed permission. Contact details are provided at the end of this document. Please do not hesitate to contact us for any inquiry.