

North Texas Athletics Department

**1301 S. Bonnie Brae
Denton, TX 76207
Office: (940) 565-2662**

**Shipping Address - Use this for overnight - FED EX / UPS
1251 South Bonnie Brae
Shipping Dock Denton, TX 76207**

**Mailing Address - US Postal Service ONLY
1155 Union Circle #311397
Denton, TX 76203**

www.meangreensports.com

Credits: North Texas Athletic Communications Department

Photography: Rick Yeatts and Jordan Collard

Mean Green Mission Statement

BUILDING CHAMPIONS and PREPARING LEADERS through the pursuit of perfection in academics, athletics, and life.

TABLE OF CONTENTS

2 QUICK FACTS

3 2022 SCHEDULE

4 PROFILES

Head Coach Rodney DeLong	4
Assistant Coaches	5
2022 Roster	6
Broadcast Roster	7
Player Profiles	8

15 2021 IN REVIEW

2021 Schedule/Results	15
2021 Statistics	16
Single-Game Bests	17

18 RECORDS

Year-By-Year Statistics/Individual Leaders	18
All-Time Series Records	20
Coaching Records/All-Time Results	21
All-Time Conference Tournament Results	25
The Last Time A Mean Green Player	25
Year-By-Year Coaching/Single-Game Records	26
All-Time Awards	27
All-Time Letterwinners	28
Single-Season Batting	29
Single-Season Pitching and Fielding	30
Career Batting	31
Career Pitching and Fielding	32
Single-Season Team Bests	33
All-Time NCAA Top-100	34

35 MEDIA INFORMATION

UNIVERSITY INFORMATION

Location	Denton, TX
Founded	1890 (Texas Normal College)
Enrollment	40,796
Nickname	Mean Green
Colors	Green and White
Conference	Conference USA
President	Dr. Neal Smatresk
Director of Athletics	Wren Baker
Athletics Website	MeanGreenSports.com
Ticket Office Phone	(940) 565-2527

COACHING STAFF

Head Coach	Rodney DeLong
Seasons	Fourth at North Texas, Sixth Overall
Alma Mater	Cameron University '06
North Texas Record	92-36 (three years)
Conference USA Record	39-8 (three years)
Career Record	237-112-1 (seven years)
Assistant Coach (Pitching)	Jamie Allred
Alma Mater	McNeese State '16
Assistant Coach	Jason Gwyn
Alma Mater	Texas Tech '03
Volunteer Assistant Coach	Raegan Rodgers
Alma Mater	Oklahoma '19

TEAM INFORMATION

2021 Overall Record	38-12
2020 Conference USA Record	18-2
Letterwinners Returning/Lost	14/9
Pitching Staff Returning/Lost	1/4
Newcomers	10

PROGRAM INFORMATION

Facility	Lovelace Stadium
Capacity	370
Pressbox Phone	(940) 369-7777
Field Dimension	LF & RF: 200 ft. / CF: 220 ft.
Outfield Wall Height	6 ft.
Record at Lovelace Stadium	186-133-1 (15 Seasons)
Regular Season Conference Championships	2
Years	2019; 2021
First Era of Softball	1985-88
Record	37-136
First Year in New Era	2004
Record in New Era	456-510-1
All-Time Record	493-646-1

SOCIAL MEDIA

Twitter	@MeanGreenSB / @MeanGreenSports
Instagram	@MeanGreenSB / @MeanGreenSports
Facebook	Facebook.com/MeanGreenSB

ATHLETIC COMMUNICATIONS

Senior Associate A.D.	Taylor Bryan
Cell Phone	254-709-4411
Email	taylor.bryan@unt.edu



Date	Day	Opponent	Site	Time (Central)	All-Time Record Against
McNeese State Tournament					
February 11	Fri.	Tulsa	Lake Charles, LA	1 p.m.	5-9
February 11	Fri.	Texas Southern	Lake Charles, LA	3:30 p.m.	4-0
February 12	Sat.	Texas Southern	Lafayette, LA	10:30 a.m.	4-0
February 13	Sat.	at Louisiana Lafayette	Lafayette, LA	1 p.m.	4-35
February 13	Sun.	at McNeese State	Lake Charles, LA	12 p.m.	1-2
Tracy Beard College Classic					
February 18	Fri.	Montana	Melissa	3:30 p.m.	First Meeting
February 18	Fri.	Colorado State	Melissa	6 p.m.	1-2
February 19	Sat.	Nevada	Melissa	2:30 p.m.	0-2
February 19	Sat.	Abilene Christian	Melissa	5 p.m.	7-3
February 23	Wed.	at Texas	Austin	TBA	1-16
North Texas Invitational					
February 25	Fri.	Yale	Denton	4 p.m.	First Meeting
February 25	Fri.	Creighton	Denton	6:30 p.m.	6-5
February 26	Sat.	Yale	Denton	1:30 p.m.	First Meeting
February 26	Sat.	Creighton	Denton	6:30 p.m.	6-5
February 27	Sun.	South Dakota State	Denton	12:30 p.m.	First Meeting
March 2	Wed.	vs. UT Arlington	Denton	TBA	19-9
Texas Tech Tournament					
March 5	Sat.	Southern University	Denton	11 a.m.	2-0
March 5	Sat.	at Texas Tech	Denton	1:30 p.m.	5-10
March 6	Sun.	Southern University	Denton	10 a.m.	2-0
March 6	Sun.	at Texas Tech	Denton	3 p.m.	5-10
March 9	Wed.	vs. Texas	Denton	TBA	1-16
March 11	Fri.	at Southern Miss.*	Hattiesburg, MS	6 p.m.	13-6
March 12	Sat.	at Southern Miss.*	Hattiesburg, MS	6 p.m.	13-6
March 13	Sun.	at Southern Miss.*	Hattiesburg, MS	1 p.m.	13-6
March 15	Tue.	vs. Oklahoma State	Denton	6 p.m.	7-17
March 18	Fri.	vs. Florida Atlantic*	Denton	6 p.m.	18-15
March 19	Sat.	vs. Florida Atlantic*	Denton	1 p.m.	18-15
March 20	Sun.	vs. Florida Atlantic*	Denton	12 p.m.	18-15
March 22	Tue.	at Stephen F. Austin	Nacogdoches	6:30 p.m.	16-5
March 25	Fri.	at Charlotte*	Charlotte, NC	TBA	1-6
March 26	Sat.	at Charlotte*	Charlotte, NC	TBA	1-6
March 27	Sun.	at Charlotte*	Charlotte, NC	TBA	1-6
April 1	Fri.	vs. UTEP*	Denton	6 p.m.	18-7
April 2	Sat.	vs. UTEP*	Denton	12 p.m.	18-7
April 3	Sun.	vs. UTEP*	Denton	1 p.m.	18-7
April 8	Fri.	at UTSA*	San Antonio	TBA	22-12
April 9	Sat.	at UTSA*	San Antonio	TBA	22-12
April 10	Sun.	at UTSA*	San Antonio	TBA	22-12
April 12	Tue.	vs. Stephen F. Austin	Denton	TBA	16-5
April 15	Fri.	vs. Louisiana Tech*	Denton	6 p.m.	15-15
April 16	Sat.	vs. Louisiana Tech*	Denton	1 p.m.	15-15
April 17	Sun.	vs. Louisiana Tech*	Denton	12 p.m.	15-15
April 20	Wed.	vs. Oklahoma	Denton	6:30 p.m.	1-29
April 22	Fri.	at Kansas	Lawrence, KS	6 p.m.	1-5
April 23	Sat.	at Kansas	Lawrence, KS	12 p.m.	1-5
April 23	Sat.	at Kansas	Lawrence, KS	2:30 p.m.	1-5
April 27	Wed.	vs. Tarleton State	Denton	4 p.m.	1-1
April 27	Wed.	vs. Tarleton State	Denton	6:30 p.m.	1-1
April 29	Fri.	at UAB*	Birmingham, AL	6 p.m.	7-12
April 30	Sat.	at UAB*	Birmingham, AL	1 p.m.	7-12
May 1	Sun.	at UAB*	Birmingham, AL	12 p.m.	7-12
May 6	Fri.	vs. Marshall*	Denton	6 p.m.	4-7
May 7	Sat.	vs. Marshall*	Denton	1 p.m.	4-7
May 8	Sun.	vs. Marshall*	Denton	3 p.m.	4-7
May 11-14		Conference USA Tournament	Denton	TBA	
May 20-22		NCAA Regionals	TBA	TBA	
May 26-29		NCAA Super Regionals	TBA	TBA	
June 2-10		Women's College World Series	Oklahoma City, OK	TBA	

* denotes Conference USA game



RODNEY DELONG

HEAD COACH
4TH SEASON AT NORTH TEXAS
CAMERON, 2006

Education: Bachelor's Degree in History, Cameron, 2006; Master's Degree in Education, Sports Administration, East Central, 2013

Family: Wife - Meghann; Son - Ryker; Daughter - Kaiya

Overall Record (6 years): 237-116-1

Record at North Texas (2 years): 92-36

Coaching Experience: Cache High School - HC (2008-10), Lawton MacArthur High School - HC (2011), Cache High School - HC (2012-13), Cameron University - HC (2014-16), Georgia Tech - AC (2017), Austin Peay - HC (2018), North Texas - HC (2019-present)

The University of North Texas named Rodney DeLong as its fifth head softball coach, University President Neal Smatresk and Director of Athletics Wren Baker announced June 13, 2018. He is in his fourth season at the helm of North Texas softball.

Year three of the DeLong experience in Denton featured more improvement, leading the team to its highest win total in program history with 38 as he earned the conference Coach of the Year again. The Mean Green also won its first outright conference championship, three players earned year-end conference awards, a program best, and eight players were named to the all-conference list, another program best.

During a shortened year two, DeLong continued to take North Texas softball to new heights. The team started the season 13-2, which was the best 15-game start in program history and finished with a 19-5 record. The Mean Green set program and school history on February 29 when they knocked off No. 5 Oklahoma on the road. The win proved to be the first win in North Texas intercollegiate athletics history over a top-5 ranked team on the road. The win over Oklahoma also gave DeLong 50 wins as the Mean Green skipper, making him the fastest coach in North Texas softball history to the 50-win mark.

In 2020 the Mean Green also made it back-to-back years with a win over a top-10 ranked Louisiana team, this time knocking off the Ragin' Cajuns 2-1 in Lafayette on February 8. North Texas also finished the shortened season with a perfect 5-0 record at home.

In DeLong's first season with the team, he was named Conference USA's Coach of the Year as the Mean Green broke or tied six school records including wins (35), runs scored (279), RBIs (257), walks taken (207), Doubles (78) and shutouts (8). The biggest success came on May 5, 2019 when the Mean Green captured their first Conference USA regular season championship, the first in program history. During year one of the DeLong era, the Mean Green earned two first team All-Conference selections (Katie Clark and Hope Trautwein), one second team selection (Harley Perella) and an All-Freshman selection (Tayla Evans).

A 14-year coaching veteran, DeLong came to North Texas after leading Austin Peay to a program-record 39 wins in 2018, snapping a 24-year streak of losing seasons. The 39-19 record in his first season with the Governors marked a 22-win improvement, the largest in NCAA Division I softball this year. APSU won a program-record three games on its way to a school-best third-place finish at the Ohio Valley Conference tournament, and the Governors earned an at-large bid into the National Invitational Softball Championship.

Prior to Austin Peay, DeLong was an assistant coach at Georgia Tech and served as the hitting instructor and infielders coach. During the 2017 campaign, the Yellow Jackets showed improvement in 11 different offensive categories and finished the season ranked 18th nationally in home runs per game (1.02), nearly doubling their average from 2016 (0.59). Georgia Tech's defense ranked 59th nationally in double plays per game (0.40).

In his first collegiate coaching stop, DeLong compiled a 105-60 (.636) record at Cameron University and led the Aggies to consecutive NCAA Division II Softball Tournament appearances for the first time in program history. Under his tutelage, Cameron had 18 all-conference honorees, nine named all-region and two selected as All-Americans.

In his final season, the Aggies went 33-21 and 18-14 in the Lone Star Conference, good for a program-best third-place finish in conference. The 2015 squad posted a school-record 41 wins, including a program-record 17-game winning streak, and reached the South Central Regional final. In his inaugural season, DeLong led the program to its first winning season since 2009 with a 31-21 record.

Once considered one of the top high school softball coaches in Oklahoma, DeLong amassed a 211-64 (.767) record at Cache High School (2008-10; 2012-13) and Lawton MacArthur High School (2011). While at Cache, he led the Bulldogs to the 2013 state championship, as well as four regional championships and five district championship.

A two-year letterwinner on Cameron's baseball team, DeLong played shortstop for the Aggies, starting in 79 games and finishing with 54 career RBI. He began his collegiate career at Northern Oklahoma-Tonkawa, earning second-team all-region honors after batting .390 with 10 home runs and 56 RBI as a sophomore.

The Lawton, Oklahoma native graduated from Cameron University in 2006 with a bachelor's degree in history before receiving his Masters of Education in sports administration at East Central University in 2013. Rodney and his wife Meghann have two children, their son Ryker and daughter Kaiya.



JAMIE ALLRED
PITCHING COACH
4TH SEASON AT NORTH TEXAS
MCNEESE STATE, 2016

Education: Bachelor's Degree in Business Management, McNeese State, 2016

Playing Experience: Therwill Flyers (Switzerland - 2016), Western Magpies (New Zealand - 2017), McNeese State (2013-16)

Coaching Experience: Austin Peay - PC (2018), North Texas - PC (2018-present)

Head Coach Rodney DeLong announced the hiring of Jamie Allred as the Mean Green's Pitching Coach on June 13, 2018.

Allred is in her fourth season as the Mean Green's Pitching Coach. The Mean Green pitching staff posted the lowest opponent batting average (.187) and lowest team ERA (1.73) in program history in 2021.

During her time in Denton, Allred has been responsible for helping produce some of the best pitching numbers in program history. Since joining the Mean Green softball program, Allred has helped mentor Hope Trautwein to single-season program bests in wins (22 in 2019) and saves (seven in 2021) as well as 525 strikeouts in 415 IP, increasing her K/IP from .89 freshman year to 1.81 senior year. Under Allred's watch, Trautwein earned 2019 First Team All-Conference distinction, Preseason All-Conference and Preseason Pitcher of the Year distinction in 2020 and First Team All-Conference alongside Pitcher of the Year in 2021.

Allred has coached the three most prolific pitching performances in Mean Green history as she watched as Hope Trautwein set the single-game strikeout record in the program and Conference USA when she struck out 21 batters in a win at Texas A&M - Corpus Christi on February 21, 2020 and tied it twice more with a win over Southeastern Louisiana to open the 2021 campaign and upped the ante with the first ever 21-strikeout perfect game in Division I history against Arkansas Pine Bluff.

Allred's coaching career began in 2018 when she joined DeLong's staff as the Pitching Coach at Austin Peay. While at Peay, the Governors' staff ranked 13th in Division I in strikeout-to-walk ratio (3.67) and posted the 32nd-best ERA (2.25) in the nation. Led by junior pitcher Morgan Rackel, who earned Third Team All-Region distinction and made program history as the first player to earn NFCA All-Region honors in Austin Peay softball history.

Rackel was also named The Ohio Valley Conference Pitcher of the Year and earned First Team All-OVC, All-OVC Newcomers Team and All-OVC Tournament Team honors, after she finished the year in the top 50 nationally in ERA (1.41), strikeout-to-walk ratio (7.56), strikeouts (204) and wins (22).

Prior to her coaching career, Allred pitched for two seasons overseas. In 2017 she helped lead the Western Magpies (Auckland, New Zealand) to a National Championship after doing the same thing with the Therwill Flyers (Basel, Switzerland) in 2016.

A four-year letterwinner at McNeese State, Allred left as the program's all-time leader in career wins (68), shutouts (16), single-season victories (27) and single-season shutouts (10) in 2014. In 2014, she was named the Southland Conference Pitcher of the Year, First Team All-Southland, First Team All-Louisiana and Second Team All-South Region after posting a 1.57 ERA with 203 strikeouts. In 2014, She also became the sixth student-athlete in program history to earn Academic All-District honors.

During her final season with the Cowgirls in 2016, Allred led them to a school record 43 victories, earning 17 herself and helped earn the program's first NCAA Tournament berth in six seasons.

Before McNeese, Allred was a four-year letterwinner and member of two district-champion teams at Hallsville high school and was twice named All-State. Allred was also named the District 13-4A Pitcher of the Year as a sophomore, and named the 14-4A district MVP and East Texas Pitcher of the Year as a junior.

The Hallsville, Texas native graduated from McNeese State in 2016 with a bachelor's degree in business management.



JASON GWYN
ASSISTANT COACH
1ST SEASON AT NORTH TEXAS
TEXAS TECH, 2003

Education: Bachelor's Degree in Exercise and Sports Science, Texas Tech, 2003

Coaching Experience: Texas Woman's AC (2005-06), Austrian National Team HC (2008), Hebron High AC (2011-15), Little Elm High HC (2016), Hebron HC (2017-21)

Head Coach Rodney DeLong announced the hiring of Jason Gwyn as an assistant coach for UNT Softball on September 10, 2021. He is in his first season with the Mean Green.

Before joining the team, he was the head coach at Hebron High School in Carrollton from 2017-21. He also spent the 2016 season as the head coach for Little Elm High School after five seasons as an assistant at Hebron.

Prior to his time as a high school coach, Gwyn coached three squads in Austria for a season in 2008. The Austrian National team placed third out of 12 in the European Championships, the Jr. National team placed seventh and the Superfund Wanderers, a local professional team, finished third in the Euro Cup.

This is his second stint in Denton, previously serving as an assistant coach at Texas Woman's University for the 2005-06 season. He also spent two years as a graduate assistant at the University of Texas and three years as a student assistant at Texas Tech.

Gwyn graduated from Texas Tech in 2003 with a Bachelor of Science degree in Exercise and Sport Science.



RAEGAN ROGERS
VOLUNTEER ASSISTANT
1ST SEASON AT NORTH TEXAS
OKLAHOMA, 2019

Education: Bachelor's Degree, Oklahoma, 2019

Playing Experience: Oklahoma (2016-19), USSSA Pride (2019) **Coaching Experience:** MLB Develops camps

Head coach Rodney DeLong brought in two-time WCWS champion Reagan Rogers as a volunteer assistant before the 2022 season.

Prior to taking the position, Rogers played professionally with the USSSA Pride in 2019 where she won the Cowles Cup Championship. Since then she's conducted numerous camps, including working with MLB Develops.

Rogers was a four-year letterwinner at the University of Oklahoma with a career .301 batting average including .319 and .321 in junior and senior years, respectively. The Sooners won it all in '16 and '17 as well as Big 12 titles each of her four years on campus. Rogers also stands fifth all-time in stolen-base percentage at the storied program.

NUMERICAL

No.	Name	POS.	B/T	HT.	YR-EXP.	HOMETOWN/PREVIOUS SCHOOL
00	Lexi Cobb	OF	L/R	5-8	So.-1L	Silver Lake, KS/Silver Lake JR/SR HS
1	Maia Wark	OF	R/R	5-7	So.-1L	Frisco, TX/Reedy HS
2	Meagan Youngman	IF	R/R	5-6	Jr.-1L	Mesquite, TX/Mesquite Horn HS
3	Candain Callahan	IF	R/R	5-6	Jr.-2L	Canyon, TX/Canyon HS
4	Mikayla Smith	IF	R/R	5-5	So.-1L	Moore, OK/Southmoore HS
5	Ashlyn Walker	C	R/R	5-10	So.-1L	Saginaw, TX/V.R. Eaton HS
6	Shelby McHughes	OF	R/R	5-7	Fr.-HS	Goldsby, OK/Community Christian School
8	Rylan Dooner	IF	R/R	5-7	Fr.-HS	Tuttle, OK/Tuttle HS
9	Cierra Simon	IF	R/R	5-5	Fr.-HS	Crockett, TX/Crockett HS
10	Katy Truitt	OF	R/R	5-10	So.-1L	Edinburg, TX/Robert Vela HS
11	Molly Rainey	OF	L/R	5-9	So.-1L	Ada, OK/Central Florida
12	Sydney Ingle	OF	L/R	5-7	Fr.-HS	Coppell, TX/Coppell HS
13	Janie Worthington	LHP	L/L	5-8	So.-1L	Carnegie, OK/Carnegie HS
14	Kalei Christensen	UT	R/R	5-7	So.-1L	McKinney, TX/McKinney HS
15	Jaycee Cook	RHP	R/R	5-8	So.-TR	Mansfield, TX/UAB
16	Emma Grahmann	OF	R/R	5-5	Fr.-HS	Hallettsville, TX/Hallettsville HS
17	Saleen Donohoe	IF	R/R	5-7	Jr.-1L	Duncanville, TX/Duncanville HS
19	Karina Falkstrom	C	R/R	5-5	Jr.-TR	Des Plaines, IL/Pomona College
20	Rayna Lewis	IF	R/R	5-6	So.-1L	Katy, TX/Paetow HS
21	Skylar Savage	RHP	R/R	6-2	Fr.-HS	Grand Saline, TX/Van HS
22	Tayla Evans	IF	R/R	5-3	Sr.-3L	Collinsville, TX/Collinsville HS
23	Kailey Gamble	IF	L/L	5-8	So.-1L	Oklahoma City, OK/Westmoore HS
24	Karsyn Iltis	RHP	R/R	5-8	Fr.-HS	Paris, TX/North Lamar HS
25	Amarys Miller-Godsey	C	R/R	5-5	Sr.-1L	Los Angeles, CA/Fairleigh Dickinson
44	Ashley Peters	LHP	L/L	5-8	Jr.-TR	Rock Island, IL/Purdue

COACHING AND SUPPORT STAFF

NAME	POSITION	AT UNT	ALMA MATER (YEAR)
Rodney DeLong	Head Coach	3rd Season	Cameron ('06); East Central ('13)
Jamie Allred	Pitching Coach	3rd Season	McNeese State ('16)
Jason Gwyn	Assistant Coach	1st Season	Texas Tech ('03)
Reagan Rogers	Volunteer Assistant Coach	1st Season	Oklahoma ('19)
Rebekah Gold	Strength and Conditioning	3rd Season	Wisconsin-Oshkosh ('15); The Citadel ('17)
Christina Serrano	Athletic Trainer	1st Season	TCU ('20)

ROSTER BREAKDOWN

No.	Class	Players
2	Seniors	Evans; Miller-Godsey
5	Juniors	Callahan; Donohoe; Falkstrom; Peters; Youngman
11	Sophomores	Christensen; Cobb; Cook; Gamble; Lewis; Rainey; Smith; Walker; Truitt; Wark; Worthington
7	Freshmen	Dooner; Grahmann; Iltis; Ingle; McHughes; Savage; Simon
No.	State	Players
1	California	Miller-Godsey
1	Kansas	Cobb
2	Purdue	Falkstrom; Peters
6	Oklahoma	Dooner; Gamble; McHughes; Rainey; Smith; Worthington
15	Texas	Callahan; Christensen; Cook; Donohoe; Evans; Grahmann; Iltis; Ingle; Lewis; Savage; Simon; Truitt; Walker; Wark; Youngman

ALPHABETICAL

No.	Name	POS.
3	Candain Callahan	IF
14	Kalei Christensen	OF/C
00	Lexi Cobb	OF
15	Jaycee Cook	RHP
17	Saleen Donohoe	IF
8	Rylan Dooner	IF
22	Tayla Evans	IF
19	Karina Falkstrom	C
23	Kailey Gamble	IF
16	Emma Grahmann	OF
24	Karsyn Iltis	RHP
12	Sydney Ingle	OF
20	Rayna Lewis	IF
6	Shelby McHughes	OF
25	Amary Miller-Godsey	UT
44	Ashley Peters	LHP
11	Molly Rainey	OF
21	Skylar Savage	RHP
9	Cierra Simon	IF
4	Mikayla Smith	IF
10	Katy Truitt	OF
5	Ashlyn Walker	C
1	Maia Wark	OF
13	Janie Worthington	LHP
2	Meagan Youngman	IF

Coaching and Support Staff

Jamie Allred	PC
Rodney DeLong	HC
Jason Gwyn	AC
Rebekah Gold	S&C
Christina Serrano	AT
Reagan Rogers	VA

No.	Pos.	Players
3	Catcher	Falkstrom; Miller-Godsey; Walker
9	Infielder	Callahan; Donohoe; Dooner; Evans; Gamble; Lewis; Simon; Smith; Youngman
7	Outfield	Cobb; Grahmann; Ingle; McHughes; Rainey; Truitt; Wark
5	Pitcher	Cook; Iltis; Peters; Savage; Worthington
1	Utility	Christensen



00 | Lexi Cobb
SO • OF • 1L
Silver Lake, KS
Silver Lake JR/SR HS




1 | Maia Wark
SO • OF • 1L
Frisco, TX
Reedy HS



2 | Meagan Youngman
JR • OF • 1L
Mesquite, TX
Mesquite Horn HS



3 | Candain Callahan
JR • IF • 2L
Canyon, TX
Canyon HS



4 | Mikayla Smith
SO • IF • 1L
Moore, OK
Southmoore HS



5 | Ashlyn Walker
SO • C • 1L
Saginaw, TX
V.R. Eaton HS



6 | Shelby McHughes
FR • OF • HS
Goldsby, OK
Community Christian



8 | Rylan Dooner
FR • IF • HS
Tuttle, OK
Tuttle HS



9 | Cierra Simon
FR • IF • HS
Crockett, TX
Crockett HS



10 | Katy Truitt
SO • OF • 1L
Edinburg, TX
Robert Vela HS



11 | Molly Rainey
RSO • OF • 1L
Ada, OK
Central Florida



12 | Sydney Ingle
FR • OF • HS
Coppell, TX
Coppell HS



13 | Janie Worthington
SO • LHP • 1L
Carnegie, OK
Carnegie HS



14 | Kalei Christensen
SO • UT • 1L
McKinney, TX
McKinney HS



15 | Jaycee Cook
SO • RHP • TR
Mansfield, TX
UAB



16 | Emma Grahmann
FR • IF • HS
Hallettsville, TX
Hallettsville HS



17 | Saleen Donohoe
JR • IF • 1L
Duncanville, TX
Duncanville HS



19 | Karina Falkstrom
JR • C • TR
Des Plaines, IL
Pomona College



20 | Rayna Lewis
SO • IF • 1L
Katy, TX
Paetow HS



21 | Skylar Savage
FR • RHP • HS
Grand Saline, TX
Van HS



22 | Tayla Evans
SR • IF • 3L
Collinsville, TX
Collinsville HS



23 | Kailey Gamble
SO • IF • 1L
Oklahoma City, OK
Westmoore HS



24 | Karsyn Iltis
FR • RHP • HS
Paris, TX
North Lamar HS



25 | Amays Miller-Godsey
SR • C • 1L
Los Angeles, CA
Farleigh Dickinson



44 | Ashley Peters
JR • RHP • TR
Rock Island, IL
Purdue



Rodney DeLong
Head Coach
4th Season



Jamie Allred
Pitching Coach
4th Season



Jason Gwyn
Assistant Coach
1st Season



Reagan Rogers
Volunteer Assistant
1st Season



CANDAIN CALLAHAN

SOPHOMORE • INFIELD
R/R • 5-6
CANYON, TX
CANYON HS

3

- 2021 Conference USA Commissioner's Honor Roll
- 2020 Conference USA Commissioner's Honor Roll

2021 (Sophomore)

Appeared in 49 games for North Texas and made 48 starts ... Hit .214 with 22 hits, four doubles and one home run ... Drove in 12 runs while scoring 15 ... Slugged .282 with a .283 OBP ... Drew nine walks and was 3-for-3 on stolen base attempts ... Made 37 putouts with 55 assists at a .836 clip from shortstop ... Hit her first career home run against UIW on Feb. 27 ... Drove in two runs against both Lamar and Arkansas PB ... Scored her first career run in her first career game on Feb. 13 against Nicholls State.

2020 (Freshman)

Started all 24 of North Texas' games at shortstop ... Hit .242 at the plate with 15 hits, two doubles, a triple and a home run while driving in nine runs ... Ranked second on the team with 35 assists and third with 31 putouts ... Posted a .355 slugging percentage with a .338 on-base percentage ... Hit her first career home run in a 3-for-4 performance at UTSA on 3/8 ... Had her first multi-hit game with a 3-for-3 performance at UTSA on 3/6 ... Recorded the final outs in the program's first win over No. 5 Oklahoma on 2/29 and win at No. 8 Louisiana on 2/8 ... Registered a season-high two RBI on three occasions ... Recorded her first career hit and pair of RBI against Arkansas-Pine Bluff on 2/8 ... Made her collegiate debut and first career start in the season's opening win over Prairie View A&M on 2/7 ... On March 13, the remainder of the 2020 season was canceled due to the COVID-19 outbreak.

Prior to North Texas

2019 District 3-4A First Team All State...2019 District 3-4A Panhandle Softball Player of the Year...Top 5 in the nation in career home runs, and home runs in a single season all of high school softball...hit record breaking home run #72 for Canyon HS to break single-season team home run national record...played for Texas Glory coached by Junior Torres.

Personal: Daughter of Montess and Reid Callahan ... younger sister Chloe will join the North Texas Women's Basketball team in 2021.



KALEI CHRISTENSEN

SOPHOMORE • UTILITY
R/R • 5-7
MCKINNEY, TX
MCKINNEY HS

14

- 2021 Conference USA Commissioner's Honor Roll

2021 (Freshman)

Appeared in 45 games for North Texas and made 39 starts ... Hit .243 with 25 hits, six doubles and two home runs ... Drove in 12 runs while scoring 28 ... Slugged .379 with a .371 OBP ... Drew 14 walks and was 13-for-13 on stolen base attempts ... Made 68 putouts from the outfield and catcher while fielding at a .243 mark ... Hit her first career home run and earned a career-high three hits, including the first of her career, on Feb. 20 against Lamar ... Drove in three runs at UTEP on April 17 ... Scored her first career run in her first career start and appearance in the win at Southeastern

Louisiana on 2/13.

High School

A four-year letterwinner and starter at McKinney High School ... Senior season was canceled due to the COVID-19 outbreak ... Three-time First Team and Academic All-District Selection ... Second Team All-Metroplex as a freshman and sophomore and Honorable Mention as a junior ... Played six of nine positions in district play (minus LF, RF and 1B) ... Earned McKinney High School Academic Excellence distinction ... Member of the National Honor Society ... Earned her Green Cord after completing 100+ hours of volunteer service as a freshman ... Played Travel Ball for Texas Glory and head coach Kevin Shelton ... Played Travel Ball with current North Texas teammate Maia Wark.



LEXI COBB

SOPHOMORE • OUTFIELD
L/R • 5-8
SILVER LAKE, KS
SILVER LAKE JR/HS

00

- 2021 Conference USA Commissioner's Honor Roll

2021 (Freshman)

Appeared in 36 games for North Texas and made 14 starts ... Hit .256 with 11 hits, three doubles and a pair of home runs ... Drove in seven runs while scoring 12 ... Slugged at a .465 clip while reaching base at a .353 mark ... Drew seven walks and a was a perfect 4-for-4 on stolen base attempts ... Made 18 putouts in the outfield and fielded at a .947 mark ... Hit her second career home run in the win over WKU on 5/13 ... Led the team by hitting .500 with a team-high six hits, two double and a pair of RBI in the road sweep of Louisiana Tech, made a diving catch in left field to preserve Janie Worthington's No-Hitter on 5/8 ... Hit her first career home run in the win over UTSA on 4/30 ... Drove in a pair of runs during the road sweep of Arkansas-Pine Bluff ... Notched her first career extra-base hit with a double in the win over Lamar on 2/21 ... Picked up her first career hit in the win over Lamar on 2/20 ... Scored her first career run in her first career start in the win at Southeastern Louisiana on 2/13 ... Made her collegiate debut and drove in her first career run against Nicholls State on 2/13.

High School

A four-year letterwinner and starter at Silver Lake Junior/Senior High School ... Senior season was cut short due to COVID-19 outbreak ... Three-time First Team All-State and All-League Honoree ... Named the Sports in Kansas Player of the Year as a sophomore ... Helped lead the Eagles to a state championship as a sophomore and to a state runner-up finish as a junior ... Also was a four-year letterwinner in volleyball ... Named Kansas 3A Player of the Year as a senior ... helped lead the Eagles to a state championship in volleyball as a freshman and junior and a state third-place finish as a senior ... Member of the National Honor Society ... Played Travel Ball for Impact Gold and head coach Jimmy Middlebrook ... Played Travel Ball with current North Texas teammates Jaden Middlebrook, Mikayla Smith and Ashlyn Walker.



JAYCEE COOK

SOPHOMORE • RHP
R/R • 5-7
MANSFIELD, TX
UAB

15

• 2021 Conference USA Commissioner's Honor Roll

2021 (Freshman)

Appeared in 23 games, making nine starts ... Pitched 59.2 innings, the second-most on the team, racking up 38 strikeouts ... Finished the season with a 4-2 record in the circle ... Pitched complete game vs. UTEP on April 10 ... Completed the season with an ERA of 3.40 ... Named to the Conference USA Commissioner's Academic Honor Roll.

2020 (Freshman)

Appeared in 12 games, starting a team-high eight games in the circle as a freshman ... Finished the season with a team-high five wins ... Completed the campaign with an ERA of 3.17 ... Pitched two complete-game shutouts first against ULM (Feb. 15) and again against Alcorn State (Feb. 28) ... Recorded a season-high six strikeouts against ULM (Feb. 15) while allowing just one hit.

HIGH SCHOOL

Holds Mansfield Legacy records for career strikeouts, season strikeouts and single game strikeouts ... Named TGSA All-State, All-Metroplex Team, 5-5A Pitcher of the Year ... Received Academic All-District and Academic Excellence (highest GPA) Honors.



SALEEN DONOHOE

JUNIOR • INFIELD
R/R • 5-7
DUNCANVILLE, TX
DUNCANVILLE HS

17

• 2021 Conference USA Commissioner's Honor Roll

2021 (Sophomore)

Did not appear for the Mean Green in 2021.

2020 (Freshman)

Played in and started 19 games at third base ... Hit .237 at the plate with 14 hits and 5 home runs, which was second-best on the team ... Drove in 13 runs, which was tied for third-best on the team and most among the Freshmen class ... Led the team with 43 assists while posting a .965 fielding percentage ... Had at least one hit in four of the season's final six games ... Recorded her first career multi-home run game with a pair and a career-high three RBI in a 3-for-4 performance at UTSA on 3/6 ... Hit her first career home run and recorded her first multi-RBI game against Texas Southern on 2/21 ... First career multi-hit game against Texas A&M-Corpus Christi on 2/21 ... Made her collegiate debut and first career start against Creighton on 2/14 ... On March 13, the remainder of the 2020 season was canceled due to the COVID-19 outbreak.

Prior to North Texas

2x District Champion at Duncanville HS...Two-time MVP...Named Pitcher of the Year in her senior season...All-State Pitcher as a sophomore...Duncanville HS strikeout and home run record holder...represented Mexican U-19 National Team as part of WBSC Women's Softball World Cup...played for coach Mike McGovern at Texas Rapid Fire...

Personal: Daughter of Rosa and Nathan Donohoe.



RYLAN DOONER

FRESHMAN • INFIELD
R/R • 5-8
TUTTLE, OK
TUTTLE HS

8

High School

4x letterman fastpitch ... 3x 4A fastpitch state champion ... 2x District player of the year ... 2020 first team fastpitch all state ... National Honor Society ... Played travel ball for Oklahoma Athletics ... Played with current North Texas teammates Janie Worthington and Kailey Gamble.



TAYLA EVANS

SENIOR • INFIELD
R/R • 5-3
COLLINSVILLE, TX
COLLINSVILLE HS

22

- 2021 Conference USA Commissioner's Honor Roll
- 2020 Conference USA Commissioner's Honor Roll
- 2019 Conference USA Commissioner's Honor Roll
- 2019 Conference USA All-Freshman Team Selection

2021 (Junior)

Appeared in 49 games for North Texas and made 49 starts at first and third base ... Hit .289 with 39 hits, 11 doubles and nine home runs ... Drove in 34 runs while scoring 25 ... Slugged .600 with a .398 OBP ... Drew 18 walks and was 3-for-4 on stolen base attempts ... Made 109 putouts with 35 assists and fielded at a .966 mark ... Hit her first home run of the season against Lamar on Feb. 21 ... Drove in three RBIs two separate times ... Missed only one out of the team's 50 games.

2020 (Sophomore)

Started all 24 of North Texas' games at first base ... Hit .314 at the plate with 22 hits, five doubles and five home runs ... Drove in a team-high 19 runs ... Posted a .629 slugging percentage which was second-best on the team while posting a .395 on-base percentage ... Recorded 132 putouts, which was second-best on the team while posting a .965 fielding percentage ... Had at least one hit in six of the season's final seven games ... Had at least one hit and one RBI in 13 games ... Hit a pair of home runs while driving in three runs in the series-clinching win over UTSA on 3/8 ... Drove in a pair of runs in a 2-for-3 performance against Abilene Christian on 3/1 ... Recorded career hit number 50 at Texas on 2/19 ... Drove in a run in a 1-for-3 performance in the win at No. 8 Louisiana on 2/8 ... Recorded a home run for her first hit of the season against Prairie View A&M on 2/7 ... On March 13, the remainder of the 2020 season was canceled due to the COVID-19 outbreak.


2019 (Freshman)

Appeared in 49 games for North Texas while making 46 starts ... Conference USA All-Freshman selection ... Ranked second on the team by hitting .331 with 42 hits, seven doubles and five home runs ... Drove in 29 runs while slugging at a .504 mark and posting a .430 on-base percentage ... Recorded a team-high 307 putouts while posting a .988 fielding percentage ... Posted the fourth three-hit game of her career with a 3-for-3 performance and an RBI in the regular season finale against Middle Tennessee on 5/5 ... Went 2-for-3 and scored a run at UAB on 4/28

... Went 2-for-3 with a home run, and three RBI and a run scored against UTSA on 4/20 ... Posted a 2-for-4 performance with a double and an RBI at Western Kentucky on 4/13 ... Went 6-for-7 with a double, four RBI and three runs scored in the series against UTEP 3/16-3/17 ... Hit her first career home run and posted her first multi-home run game while driving in three runs at UT-Arlington on 2/27 ... Picked up her first career hit and RBI against Seton Hall on 2/16 ... Made her collegiate debut against Northern Colorado on 2/8.

High School

Four-year letterwinner under head coach Bryan Johnson
Named the District 12-2A Co-Offensive Player of the Year in 2017 and the district's Co-Defensive Player of the Year in 2015
Led the Pirates to the area round of the 2017 UIL state playoffs
Competed for Texas Glory 18U for head coach Junior Torres



KARINA FALKSTROM
JUNIOR • CATCHER
R/R • 5-5
DES PLAINES, IL
POMONA COLLEGE **19**

2020 (Junior)

Appeared in 12 games for Pomona College ... Hit .400 with 14 hits, four doubles and one home run ... Drove in nine runs while scoring nine ... Slugged .600 with a .463 OBP ... Drew two walks.

2019 (Sophomore)

Appeared in 44 games for Pomona College ... Hit .303 with 36 hits, 10 doubles and two home runs ... Drove in 24 runs while scoring 23 ... Slugged .437 with a .430 OBP ... Drew 24 walks.

2018 (Freshman)

Appeared in 40 games for Pomona College ... Hit .277 with 28 hits, two doubles and four home runs ... Drove in 12 runs while scoring 15 ... Slugged .416 with a .381 OBP ... Drew 10 walks.



KAILEY GAMBLE
SOPHOMORE • INFIELD
L/L • 5-8
OKLAHOMA CITY, OK
WESTMOORE HS **23**


- 2021 Conference Second Team All-Conference USA
- 2021 Conference USA Commissioner's Honor Roll

2021 (Freshman)

Appeared in 39 games for North Texas and made 33 starts ... Hit .261 with 24 hits, nine doubles and three home runs ... Drove in 15 runs while scoring 14 ... Slugged .457 with a .378 OBP ... Drew 17 walks and was 2-for-3 on stolen base attempts ... Made 173 putouts with two assists and fielded at a .989 mark ... Hit her first career home run against Southern Miss on April 25 ... Drove in three runs in the second game of the doubleheader with Southern Miss on April 25 ... Notched her first career extra-base hit with a double against Omaha on March 11 ... Picked up her first career hit against Lamar on February 21 ... Scored her first career run in her first career start and appearance on February 13 against Nicholls State.

High School


A four-year letterwinner and starter at Westmoore High School ... Named to the Premier Girls Fastpitch All Southwest Region Team as a senior ... Three-time All Big City, All Conference and All District honoree ... Helped lead the Jaguars to and win the 6A State Championship as a junior and three Regional and District championships (freshman, junior and senior) ... All District Honorable Mention as a freshman ... Also lettered in slowpitch ... Helped lead the Jaguars to three State Championships and helped win state as a sophomore ... Played Travel Ball for Oklahoma Athletics and head coach Brian Madden ... Played Travel Ball with current North Texas teammate Janie Worthington ... Played Travel Ball for one summer with current North Texas teammate Molly Rainey.



EMMA GRAHMMAN
FRESHMAN • OUTFIELD
R/R • 5-5
HALLETTVILLE, TX
HALLETTVILLE HS **16**

High School


Four-year letterman and starter for Hallettsville High School Varsity Softball ... Academic All-State 2nd Team (senior yr) and 3 time Academic All-District ... Three time First Team All-District Selection ... Three time Victoria Advocate All-Area Team ... Victoria Advocate Varsity Cup for Softball recipient ... Helped guide Lady Brahmas to UIL State 3A Finals as a sophomore ... Played travel ball for Bombers Gold National and head coaches John Carpenter and Wade Womack ... Three-year letterman for Hallettsville High School Varsity Volleyball ... Member of National Honor Society.



KARSYN ILTIS
FRESHMAN • RHP
R/R • 5-8
PARIS, TX
NORTH LAMAR HS **24**

High School

Four year starter at North Lamar High School ... Awarded RRV all area MVP, RRV all area offensive player of the year, TGCA all state team selection, TSWA all state team selection, first team all state, district offensive player of the year and academic all district all four years ... Member of beta, student council, national honors society, FCA and HOSA ... Played travel ball for American Freedom for head coach Kevin Blaskowski ... Played travel ball with current North Texas teammate Sydney Ingle.



SYDNEY INGLE
FRESHMAN • OUTFIELD
L/R • 5-7
COPPELL, TX
COPPELL HS **12**

High School

Four year letter winner ... Awarded Freshman Softball player of the District at Coppell High ... Two team MVP awards ... Defensive player of the

district ... Co-offensive MVP ... Named as one of star telegrams players to watch in DFW as well as one of the top high school shortstops to watch in DFW ... Played Travel ball for Kevin Blaskowski on American Freedom National ... Finished High School with an all A honor roll accomplishment ... Also awarded a Major-C award for character at Coppell high ... Played select ball with teammate Karsyn Iltis.



RAYNA LEWIS

SOPHOMORE • INFIELD
R/R • 5-7
KATY, TX
PAETOW HS


20

2021 (Freshman)

Appeared in 45 games for North Texas and made 38 starts ... Hit .240 with 29 hits, nine doubles and three home runs ... Drove in 21 runs while scoring 15 ... Slugged .421 with a .287 OBP ... Drew seven walks and was 4-for-4 on stolen base attempts ... Made 14 putouts and fielded at a 1.000 mark ... Hit her first career home run on Feb. 23 against ACU ... Drove in a pair of runs on two hits in her first career appearance and start on Feb. 13 against Nicholls State ... Notched her first career extra-base hit with a triple on Feb. 20 against Lamar ... Scored her first career run in her second career game on Feb. 13 against Southeastern Louisiana.

High School

A four-year letterwinner and starter at Paetow High School ... Three-time First Team All-District honoree and Second Team All-District as a freshman ... Named the District Offensive MVP as a junior ... Was the first athlete to sign a National Letter of Intent to play post-high school from Paetow ... Member of the National Honor Society ... Played Travel Ball for Aces Express and head coach David McCorkle.



SHELBY MCHUGHES

FRESHMAN • OUTFIELD
R/R • 5-7
GOLDSBY, OK
COMMUNITY CHRISTIAN

6

High School

Four year letter winner and starter at Community Christian High School ... Four-time 4A all-district and all-conference winner and three years named "offensive player of the year" in high school ... Also was a four year letter winner in basketball ... Member of the National Honors Society ... Played travel ball for Epic National 18u and head coach Scotty Smith ... Played travel ball with current North Texas teammates Mikayla Smith, Ashlyn Walker, and Lexi Cobb.



AMARYS MILLER-GODSEY

SENIOR • CATCHER
R/R • 5-5
LOS ANGELES, CA
FAIRLEIGH DICKINSON

25

• 2021 Conference USA Commissioner's Honor Roll

• 2020 Conference USA Commissioner's Honor Roll

2021 (Junior)

Appeared in four games for North Texas and made a start ... Hit .400 with a double and a run driven in with a run scored ... Slugged at a .600 clip and reached base at a .500 mark ... Recorded four putouts and an assist for a perfect* 1.000 fielding percentage (did not qualify for the per game minimum of chances) ... Earned her first career Division I start in the win at Louisiana Tech during the series finale on 5/8 where she drove in and scored a run with an RBI single ... Doubled for her first career extra-base hit in her first at-bat of the season during the win over Lamar on 2/21.

2020 (Sophomore)

Made four appearances for the Mean Green ... Picked up her first hit at North Texas against Abilene Christian on 3/1 ... Had an at-bat as a pinch hitter at No. 5 Oklahoma on 2/29 ... Had an at-bat as a pinch hitter against UT Arlington on 2/25 ... Made her North Texas debut and picked up her first RBI against Arkansas-Pine Bluff on 2/8 ... On March 13, the remainder of the 2020 season was canceled due to the COVID-19 outbreak.

Prior to North Texas...


2019 (Freshman - Fairleigh Dickinson)

Made 42 appearances and 33 starts for the Knights during her first collegiate season ... Hit .470 with 16 hits, six doubles and a home run ... Drove in 15 runs and reached base at a .212 mark while driving five walks and stealing two bases in two attempts ... Had a hit and drove in a run in the win at Wagner on 4/27 ... Drove in a pair of runs with a double in the win over Rider on 4/17 ... Hit her first career home run and had a career-best three hits and five RBI in the win over Central Connecticut State on 4/14 ... Had a pair of hits in the doubleheader against LIU Brooklyn on 4/7 ... Had a pair of hits and drove in a run in the win over Saint Peter's on 3/19 ... Had the first multi-RBI game of her career in a win over Southern University on 2/23 ... Had her first career multi-hit game with a pair of doubles against Southern University on 2/22 ... Picked up her first career hit against Northwestern State on 2/20 ... Made her first career start against Wichita State on 2/17 ... Made her collegiate debut against Southeast Missouri on 2/16.

High School

Awarded best defensive player at West Ranch High School (California) as a freshman...Second-Team All-League as a junior and senior at Valencia High School (California)...3x Foothill League Champions...led Valencia to an undefeated season as a junior and senior...played with SoCal Choppers.

Personal: Daughter of Diane Miller and Anthony Godsey Jr.



ASHLEY PETERS

JUNIOR • LHP
L/L • 5-8
ROCK ISLAND, IL
PURDUE

44

2021 (Purdue — Sophomore)

Appeared in 27 games with 12 starts and 88 innings ... went 7-7 on the year with 39 strikeouts ... pitched a complete game shutout against Northwestern ... posted a .976 fielding percentage.

2020 (Purdue — Freshman)

Appeared in 12 games and 34 total innings before the season was cut short due to COVID ... Pitched a full seven innings vs. Kennesaw State (3/7/20) ... Notched a career-best four strikeouts and no errors over four innings of work vs. Akron ... Owns a 2-2 record, with wins coming vs. Central Michigan (2/16/20) and vs. Akron (3/1/20) ... Posted a .944 fielding percentage ... Chipped in 17 assists.

High School

Four year letter winner and starter at Rock Island High School ... Led the team to a state title junior year for the first time in school history ... played travel ball for Iowa Premier Gold and head coach Greg Dickel.

**MOLLY RAINEY**

R-SOPHOMORE • OUTFIELD
L/R • 5-9
ADA, OK
CENTRAL FLORIDA

11

• 2019-20 American Athletic Conference All-Academic Team

2021 (Sophomore)

Appeared in 25 games for North Texas and made 24 starts ... Hit .286 with 28 hits, eight doubles and four home runs ... Drove in 17 runs while scoring 16 ... Slugged .635 with a .459 OBP ... Drew 20 walks and was 1-for-1 on stolen base attempts ... Made 14 putouts with two assists and fielded at a .941 mark ... Hit her first home run in a Mean Green jersey on Feb. 21 against Lamar ... Made her UNT debut and drove in two runs with a double against Nicholls State on 2/13.

2020 (Freshman - Central Florida)

Made four appearances during her lone year in Orlando ... Hit .333 in three at-bats with her one hit being a home run ... Drew a walk in the win over Long Beach State on 3/7 ... Made her collegiate debut and homered in her first career at-bat against Florida Atlantic on 2/6, driving in a pair of runs ... Selected to play in the 2020 Sun and Surf Florida Gulf Coast League All-Star Game ... On March 13, the remainder of the 2020 season was canceled due to the COVID-19 outbreak.

High School

A four-year letterwinner and starter at Byng High School ... Two-time First Team All-District and All-Conference ... Helped lead Byng to a District Championship as a junior ... Hit over .540 every season in high school while tallying 18 home runs, 61 doubles and 23 triples during her four-year career ... Registered 1.09 career ERA and 813 strikeouts in the circle ... Posted a 0.80 ERA as a junior ... Named the Offensive Player of the Year for Byng as a freshman ... Member of the National Honor Society and Oklahoma Indian Student Honor Society ... Has Choctaw Tribe heritage ... Played Travel Ball for Oklahoma Athletics and head coach Brian Madden ... Played Travel Ball for one summer with current North Texas teammate Kailey Gamble.

**SKYLAR SAVAGE**

FRESHMAN • RHP
R/R • 6-2
GRAND SALINE, TX
VAN HS

21**High School**


Two-time District MVP ... District Newcomer of the Year as a freshman ... Letterwinner in Softball, Volleyball and Basketball ... Multiple award-winner in each volleyball and basketball ... Academic All-District at Van High School.

**CIERRA SIMON**

FRESHMAN • INFIELD
R/R • 5-5
CROCKETT, TX
CROCKETT HS

9**High School**

Two-time first team All-District ... Three-time first team Academic All-District ... Varsity athlete in Softball, Cross Country, Track and Volleyball ... Student ambassador, FFA, Beta and graduated top 10 in her class at Crockett High School.

**MIKAYLA SMITH**

SOPHOMORE • INFIELD
R/R • 5-5
MOORE, OK
SOUTHMOORE HS

4

• 2021 Conference USA Commissioner's Honor Roll

2021 (Freshman)

Appeared in 39 games for North Texas and made 30 starts ... Hit .227 with 17 hits, five doubles and two home runs ... Drove in seven runs while scoring 16 ... Slugged .373 with a .275 OBP ... Drew five walks and was 6-for-6 on stolen base attempts ... Made 30 putouts with 46 assists and fielded at a .974 mark ... Hit her first career home run with two moonshots and four RBIs on April 3 against UAB ... Notched her first career extra-base hit with a double on February 23 against ACU ... Picked up her first career hit on February 21 against Lamar ... Scored her first career run in her first career appearance on February 23 against Nicholls State ... Made her first start on February 13 against Southeastern Louisiana.

High School

A four-year letterwinner and starter at Southmoore High School ... Honored with the Michelle Smith Award as a senior, honoring the top player in Oklahoma ... All-Region and All-District as a senior ... Three-time All-Conference honoree (sophomore, junior and senior) ... All-Region and All-District Honorable Mention as a sophomore and junior ... Named Southmoore's Defensive MVP as a sophomore ... Helped lead the Sabercats to a 6A Oklahoma State Championship as a freshman ... Named the Southmoore Newcomer and Freshman of the year during her first varsity season ... Also lettered in slowpitch as a freshman ... teammate Ashlyn Walker ... Recorded the highest ACT score in Northwest ISD as a senior ... Played Travel Ball for Impact Gold and head coach Jimmy Middlebrook ... Played Travel Ball with North Texas teammates Lexi Cobb, Jaden Middlebrook and Ashlyn Walker.

**KATY TRUITT**

SOPHOMORE • OUTFIELD
R/R • 5-10
EDINBURG, TX
ROBERT VELA HS

10

• 2021 Conference USA Commissioner's Honor Roll

2021 (Freshman)

Appeared in 28 games for North Texas and made five starts ... Hit .118 with two hits in 17 at bats ... Drove in two runs while scoring ten ... Slugged .118 with a .286 OBP ... Drew four walks and was 4-for-5 on stolen base attempts ... Made one putout with zero errors ... Earned two hits, two RBI and two runs, each the first of her career, and two walks on Feb. 26 against UIW ... Made her collegiate debut and made her first start on February 13 against Nicholls State.

High School

A four-year letterwinner and starter while attending three different high schools ... Graduated from Robert Vela High School but also attended Edinburg and Flour Bluff High Schools ... District Offensive MVP as a sophomore ... First Team All-District outfielder as a freshman, junior and senior ... First Team All-Area as a sophomore and junior ... Helped lead Flour Bluff to the fifth round of the UIL State Playoffs and Edinburg to the second round ... Also a three-time letterwinner in Track and Field ... Member of the National Honor Society ... Played Travel Ball for Blaze United and head coach JB Simp.

**ASHLYN WALKER**

SOPHOMORE • CATCHER
R/R • 5-10
SAGINAW, TX
V.R. EATON HS

5


- 2021 Second Team All-Conference USA
- 2021 Freshman Team All-Conference USA
- 2021 Conference USA Commissioner's Honor Roll

2021 (Freshman)

Appeared in 38 games for North Texas and made 34 starts ... Hit .295 with 23 hits, five doubles and one home run ... Drove in 12 runs while scoring eight ... Slugged .397 with a .404 OBP ... Drew 12 walks and was 1-for-1 on stolen base attempts ... Made 337 putouts with 10 assists and fielded at a .997 mark ... Hit her first career home run on May 13 against Western Kentucky ... Notched her first career extra-base hit with a double at Abilene Christian on March 30 ... Drove in her first run on Feb. 26 against UIW ... Picked up her first career hit and two runs in her first appearance and start on February 13 against Nicholls State.

High School

A four-year letterwinner and starter at Eaton High School ... Senior season was canceled due to the COVID-19 outbreak ... All-District Catcher of the Year, First Team All-District and First Team All-Metroplex as a junior ... Three-time Academic All-District Honoree and NFCA All-American Scholar Athlete as a junior ... Helped guide the Eagles to round three of the UIL State Playoffs as a freshman, round four as a sophomore and round five as a junior ... High School teammate with current North Texas teammate Jaden Middlebrook ... Played Travel Ball for Impact Gold and head coach Jimmy Middlebrook ... Played Travel Ball with current North Texas teammates Lexi Cobb, Jaden Middlebrook and Mikayla Smith.

**MAIA WARK**

SOPHOMORE • OUTFIELD
R/R • 5-7
FRISCO, TX
REEDY HS

1

- 2021 Freshman Team All-Conference USA
- 2021 Conference USA Commissioner's Honor Roll

2021 (Freshman)

Appeared in 41 games for North Texas and made 33 starts ... Hit .250 with 26 hits, five doubles and four home runs ... Drove in 21 runs while scoring 18 ... Slugged .413 with a .288 OBP ... Drew six walks and was 1-for-1 on stolen base attempts ... Made 23 putouts with 15 assists and fielded at a .927 mark ... Hit her first career home run and drove in a career high five runs, including her first, on Feb. 23 against ACU in her first career start ... Picked up her first career hit on Feb. 21 against Texas ... Made her collegiate debut and scored her first career run on Feb. 13 against Nicholls State.

High School

A four-year letterwinner and three-year starter at Reedy High School ... Senior season was canceled due to the COVID-19 outbreak ... Three-time First Team and Academic All-District Selection ... Helped guide the Lions to the fifth round of the UIL State Playoffs as a junior ... First Team All-Metroplex, SportsDay Second Team All-Area and Star Local Media Second Team All-Area as a junior ... Member of the National Honor Society ... Played Travel Ball for Texas Glory and head coach Kevin Shelton ... Played Travel Ball with current North Texas teammate Kalei Christensen.

**JANIE WORTHINGTON**

SOPHOMORE • LHP
L/L • 5-8
CARNEGIE, OK
CARNEGIE HS

13

- 2021 First Team All-Conference USA
- 2021 Freshman Team All-Conference USA
- 2021 Conference USA Commissioner's Honor Roll

2021 (Freshman)

Made 21 appearances and nine starts in the circle for North Texas ... Finished the season with a 9-1 record, a 1.99 ERA and 95 strikeouts in 67 innings pitched ... Held opponents to a .166 batting average, tossed three complete game and picked up one save ... Tossed her first career complete game on Feb. 27 against UIW ... Threw her first no-hitter on May 8 at Louisiana Tech ... Made her first start on Feb. 23 against ACU.

High School

A four-year letterwinner and starter at Carnegie High School ... Four-time All-State and Native American All-State honoree ... Student Council President as a senior ... Native American Heritage Club President all four years ... Has Kiowa, Caddo and Mississippi Choctaw tribe heritage ... Played Travel Ball for Oklahoma Athletics and head coaches Mike and Brian Madden ... Played Travel Ball with current North Texas teammate Kailey Gamble.

**MEAGAN YOUNGMAN**

JUNIOR • OUTFIELD
R/R • 5-6
MESQUITE, TX
MESQUITE HORN HS

2

- 2021 Conference USA Commissioner's Academic Medal Recipient
- 2021 Conference USA Commissioner's Honor Roll
- 2020 Conference USA Commissioner's Academic Medal Recipient

• 2020 Conference USA Commissioner's Honor Roll**2021 (Sophomore)**

Appeared in four games for North Texas and made a start ... Hit .200 and reached base at a .333 clip ... Made her first career start in the win at Louisiana Tech during the series finale on 5/8 ... Recorded her first career hit as a pinch hitter in a win at UTEP on 4/17 ... Made her season debut in the win over Incarnate Word on 2/26.

2020 (Freshman)

Made three appearances, all as a pinch hitter ... Had one at-bat as a pinch hitter against Texas Southern (2/22) ... Had one at-bat and drew a walk as a pinch hitter against Texas Southern (2/21) ... Made her collegiate debut and picked up her first career RBI with a walk against Arkansas-Pine Bluff (2/8).

Prior to North Texas

Two time Second-Team All-District...First-Team All-District...Academic All-District all four years...Academic All-State her senior season...played for Texas Glory under coach Junior Torres.

Personal: Daughter of Chris and Cheryle Youngman.

Date	Opponent	Location	Result	Record (Conference)
Lion Classic				
Feb. 13	vs. Nicholls State	Hammond, LA	L, 9-7	0-1 (0-0)
Feb. 13	at Southeastern Louisiana	Hammond, LA	L, 6-2	1-1 (0-0)
Feb. 17	at No. 6 Texas	Austin, TX	Canceled	1-1 (0-0)
Scrap Yard Sports Blizzard Challenge				
Feb. 20	vs. No. 10 Oklahoma State	Conroe, TX	L, 2-0	1-2 (0-0)
Feb. 20	vs. Lamar	Conroe, TX	W, 9-1 (5)	2-2 (0-0)
Feb. 21	vs. Lamar	Conroe, TX	W, 8-0 (5)	3-2 (0-0)
Feb. 21	vs. No. 6 Texas	Conroe, TX	L, 5-1	3-3 (0-0)
Feb. 23	vs. Abilene Christian	Denton, TX	W, 10-2 (5)	4-3 (0-0)
North Texas Invitational				
Feb. 26	vs. Stephen F. Austin	Denton, TX	W, 9-1 (5)	5-3 (0-0)
Feb. 26	vs. Incarnate Word	Denton, TX	W, 9-0 (5)	6-3 (0-0)
Feb. 27	vs. Incarnate Word	Denton, TX	W, 5-0	7-3 (0-0)
Feb. 27	vs. Stephen F. Austin	Denton, TX	W, 2-1	8-3 (0-0)
Feb. 28	vs. Tarleton State	Denton, TX	Postponed	8-3 (0-0)
Boerner Invitational				
March 4	vs. Texas A&M - Corpus Christi	Arlington, TX	W, 5-0	9-3 (0-0)
March 5	vs. Iowa State	Arlington, TX	L, 7-1	9-4 (0-0)
March 6	vs. Missouri State	Arlington, TX	W, 2-1 (8)	10-4 (0-0)
March 6	vs. Wichita State	Arlington, TX	L, 13-2	10-5 (0-0)
March 7	at UT Arlington	Arlington, TX	L, 2-0	10-6 (0-0)
March 10	at No. 10 Oklahoma State	Stillwater, OK	Postponed	10-6 (0-0)
Shocker Softball Tournament				
March 11	vs. Omaha	Wichita, KS	W, 10-0 (5)	11-6 (0-0)
March 11	vs. Missouri State	Wichita, KS	W, 4-3	12-6 (0-0)
March 12	vs. Omaha	Wichita, KS	Canceled	12-6 (0-0)
March 12	vs. Wichita State	Wichita, KS	Canceled	12-6 (0-0)
March 13	vs. Wichita State	Wichita, KS	Canceled	12-6 (0-0)
March 17	vs. UT Arlington	Denton, TX	W, 5-4	13-6 (0-0)
March 24	at No. 7/8 Oklahoma State	Stillwater, OK	L, 5-0	13-7 (0-0)
March 30	at Abilene Christian	Abilene, TX	W, 11-2	14-7 (0-0)
April 2	vs. UAB *	Denton, TX	L, 3-2	14-8 (0-1)
April 2	vs. UAB *	Denton, TX	L, 5-1	14-9 (0-2)
April 3	vs. UAB *	Denton, TX	W, 6-1	15-9 (1-2)
April 3	vs. UAB *	Denton, TX	W, 2-1	16-9 (2-2)
April 11	at Arkansas - Pine Bluff	Pine Bluff, AR	W, 3-0	17-9 (2-2)
April 11	at Arkansas - Pine Bluff	Pine Bluff, AR	W, 5-2	18-9 (2-2)
April 12	at Arkansas - Pine Bluff	Pine Bluff, AR	W, 8-0	19-9 (2-2)
April 14	at UT Arlington	Arlington, TX	W, 1-0	20-9 (2-2)
April 16	at UTEP	El Paso, TX	W, 9-1 (5)	21-9 (3-2)
April 17	at UTEP	El Paso, TX	W, 4-1	22-9 (4-2)
April 17	at UTEP	El Paso, TX	W, 11-2 (5)	23-9 (5-2)
April 18	at UTEP	El Paso, TX	W, 7-2	24-9 (6-2)
April 21	at Tarleton State	Stephenville, TX	W, 7-2	25-9 (6-2)
April 21	at Tarleton State	Stephenville, TX	L, 4-3	25-10 (6-2)
April 24	vs. Southern Miss	Denton, TX	W, 3-0	26-10 (7-2)
April 24	vs. Southern Miss	Denton, TX	W, 3-2	27-10 (8-2)
April 25	vs. Southern Miss	Denton, TX	W, 3-2	28-10 (9-2)
April 25	vs. Southern Miss	Denton, TX	W, 11-3 (5)	29-10 (10-2)
April 30	vs. UTSA	Denton, TX	W, 7-0	30-10 (11-2)
May 1	vs. UTSA	Denton, TX	W, 4-2	31-10 (12-2)
May 1	vs. UTSA	Denton, TX	W, 1-0	32-10 (13-2)
May 2	vs. UTSA	Denton, TX	W, 3-1	33-10 (14-2)
May 7	at Louisiana Tech	Ruston, LA	W, 4-1	34-10 (15-2)
May 7	at Louisiana Tech	Ruston, LA	W, 5-4 (10)	35-10 (16-2)
May 8	at Louisiana Tech	Ruston, LA	W, 6-0	36-10 (17-2)
May 8	at Louisiana Tech	Ruston, LA	W, 3-2	37-10 (18-2)
Conference USA Softball Championship				
May 13	vs. (4) Western Kentucky	Bowling Green, KY	W, 4-1	38-10 (18-2)
May 14	vs. (2) UAB	Bowling Green, KY	L, 2-1	38-11 (18-2)
May 14	vs. (4) Western Kentucky	Bowling Green, KY	L, 4-2	38-12 (18-2)

* - Conference USA Game

Overall Batting Statistics

Player	AVG	OPS	GP-GS	AB	R	H	2B	3B	HR	RBI	TB	SLG%	BB	HBP	SO	GDP	OB%	SF	SH	SB-ATT	PO	A	E	FLD%
16 A. Miller-Godsey	.400	1.100	4-1	5	1	2	1	0	0	1	3	.600	1	0	0	0	.500	0	0	1-1				
12 T. DerMargosian	.397	.988	46-45	141	29	56	9	0	4	19	77	.546	12	0	4	0	.442	1	1	15-18				
5 A. Walker	.295	.801	38-34	78	8	23	5	0	1	12	31	.397	12	3	13	0	.404	1	1	1-1				
22 T. Evans	.289	.998	49-49	135	25	39	11	2	9	34	81	.600	18	7	24	2	.398	1	3	3-4				
11 M. Rainey	.286	1.094	25-24	63	16	18	8	1	4	17	40	.635	20	1	17	0	.459	1	0	1-1				
9 M. Holguin	.281	.708	23-10	32	6	9	1	0	0	2	10	.313	6	0	6	0	.395	0	2	3-4				
18 T. Hilton	.278	.772	35-33	97	17	27	7	0	1	8	37	.381	15	3	13	1	.391	0	0	1-1				
6 K. Gamble	.261	.835	39-33	92	14	24	9	0	3	15	42	.457	17	1	18	1	.378	1	0	2-3				
00 L. Cobb	.256	.818	36-14	43	12	11	3	0	2	7	20	.465	7	0	2	0	.353	1	0	4-4				
17 B. Valdez	.250	.750	7-1	4	2	1	1	0	0	0	2	.500	0	0	1	0	.250	0	0	0-0				
1 M. Wark	.250	.701	41-33	104	18	26	5	0	4	21	43	.413	6	0	14	0	.288	1	2	1-1				
14 K. Christensen	.243	.750	45-39	103	28	25	6	1	2	12	39	.379	14	7	12	1	.371	0	1	13-13				
20 R. Lewis	.240	.708	45-38	121	15	29	9	2	3	21	51	.421	7	1	16	1	.287	0	0	4-4				
4 M. Smith	.227	.648	39-30	75	16	17	5	0	2	7	28	.373	5	0	20	0	.275	0	3	6-6				
3 C. Callahan	.214	.565	49-48	103	15	22	4	0	1	12	29	.282	9	1	15	0	.283	0	9	3-3				
2 M. Youngman	.200	.533	4-1	5	0	1	0	0	0	0	1	.200	0	1	3	0	.333	0	0	0-0				
15 K. Williams	.140	.423	25-12	43	3	6	1	0	0	4	7	.163	6	1	11	1	.260	0	0	1-1				
10 K. Truitt	.118	.404	28-5	17	10	2	0	0	0	2	2	.118	4	0	6	0	.286	0	0	4-5				
77 A. Thompson	.000	.000	12-2	1	0	0	0	0	0	0	0	.000	0	0	1	0	.000	0	0	0-0				
Totals	.268	.790	50	1262	235	338	85	6	36	194	543	.430	159	26	196	7	.360	7	22	63-70				
Opponents	.187	.518	50	1204	108	225	31	4	19	89	321	.267	85	19	457	1	.251	3	17	29-36				

Overall Pitching Statistics

Player	ERA	WHIP	W-L	APP	GS	CG	SHO	SV	IP	H	R	ER	BB	SO	2B	3B	HR	AB	B/Avg.	WP	HBP	BK	SFA	SHA
24 B. Tindell	.88	.75	1-0	6	1	0	0-2	0	8.0	4	3	1	2	3	0	0	0	27	.148	1	4	0	0	1
7 H. Trautwein	1.46	.93	13-4	30	21	10	3-3	7	129.2	80	32	27	40	235	15	3	8	465	.172	4	8	0	2	4
23 G. Wall	1.93	1.11	12-7	27	17	4	2-2	0	101.1	85	45	28	27	93	7	1	2	387	.220	4	5	0	1	10
77 A. Thompson	1.97	.98	2-0	11	2	0	0-2	1	21.1	16	9	6	5	31	2	0	1	84	.190	3	0	0	0	1
13 J. Worthington	1.99	.76	10-1	21	9	3	3-1	1	67.0	40	19	19	11	95	7	0	8	241	.166	2	2	0	0	1
Totals	1.73	.95	38-12	95	50	17	12	9	327.1	225	108	81	85	457	31	4	19	1204	.187	14	19	0	3	17
Opponents	4.19	1.58	12-38	96	50	14	3	3	314.1	338	235	188	159	196	85	6	36	1262	.268	23	26	0	7	22

Conference USA Batting Statistics

Player	AVG	OPS	GP-GS	AB	R	H	2B	3B	HR	RBI	TB	SLG%	BB	HBP	SO	GDP	OB%	SF	SH	SB	PO	A	E	FLD%
00 L. Cobb	.533	1.455	13-4	15	5	8	2	0	1	3	13	.867	2	0	0	0	.588	0	0	1-1	6	0	1	.857
16 A. Miller-Godsey	.500	1.167	1-1	2	1	1	0	0	0	1	1	.500	1	0	0	0	.667	0	0	1-1	3	1	0	1.000
12 T. DerMargosian	.406	1.035	19-19	64	14	26	5	0	2	8	37	.578	6	0	2	0	.457	0	1	7-8	13	0	1	.929
6 K. Gamble	.353	1.060	18-18	51	9	18	8	0	2	12	32	.627	8	0	9	0	.433	1	0	1-2	102	2	2	.981
5 A. Walker	.310	.788	17-17	42	2	13	4	0	0	6	17	.405	3	2	8	0	.383	0	1	1-1	175	4	1	.994
1 M. Wark	.308	.852	17-16	52	6	16	2	0	3	9	27	.519	2	0	8	0	.333	0	2	1-1	11	1	0	1.000
3 C. Callahan	.308	.782	19-19	39	4	12	4	0	0	5	16	.410	3	1	5	0	.372	0	3	2-2	17	20	10	.787
22 T. Evans	.298	.964	19-19	57	10	17	4	0	4	16	33	.579	6	2	9	0	.385	0	2	1-1	17	17	1	.971
14 K. Christensen	.275	.756	19-19	51	14	14	2	0	1	8	19	.373	6	3	3	0	.383	0	1	7-7	13	0	2	.867
9 M. Holguin	.261	.607	12-7	23	5	6	0	0	0	1	6	.261	3	0	3	0	.346	0	0	2-3	11	11	0	1.000
20 R. Lewis	.250	.647	16-13	44	2	11	5	0	0	6	16	.364	2	0	7	0	.283	0	0	2-2	10	0	0	1.000
18 T. Hilton	.250	.597	8-8	28	7	7	2	0	0	0	9	.321	1	0	3	0	.276	0	0	0-0	7	0	1	.875
17 B. Valdez	.250	.750	5-1	4	2	1	1	0	0	0	2	.500	0	0	1	0	.250	0	0	0-0	1	4	2	.714
2 M. Youngman	.250	.500	2-1	4	0	1	0	0	0	0	1	.250	0	0	2	0	.250	0	0	0-0	0	0	0	.000
11 M. Rainey	.214	.838	4-4	14	2	3	2	0	1	1	8	.571	1	0	4	0	.267	0	0	1-1	2	1	0	1.000
4 M. Smith	.206	.641	14-13	34	7	7	1	0	2	4	14	.412	1	0	11	0	.229	0	1	5-5	19	22	0	1.000
15 K. Williams	.000	.077	8-1	12	0	0	0	0	0	0	0	.000	1	0	4	0	.077	0	0	1-1	4	5	0	1.000
10 K. Truitt	.000	.000	11-0	2	5	0	0	0	0	0	0	.000	0	0	1	0	.000	0	0	2-2	0	0	0	.000
Totals	.299	.830	20	538	95	161	42	0	16	80	251	.467	46	8	80	0	.363	1	11	35-38	411	113	21	.961
Opponents	.164	.440	20	494	33	81	11	0	5	26	107	.217	32	13	178	1	.233	1	6	10-13	384	137	30	.946

Conference USA Pitching Statistics

Player	ERA	WHIP	W-L	APP	GS	CG	SHO	SV	IP	H	R	ER	BB	SO	2B	3B	HR	AB	B/Avg.	WP	HBP	BK	SFA	SHA
13 J. Worthington	0.43	.52	6-0	8	4	2	2	1	32.2	13	2	2	4	34	1	0	1	111	.117	0	1	0	0	0
7 H. Trautwein	1.04	.92	7-0	13	9	5	2	3	60.2	34	9	9	22	110	6	0	3	214	.159	4	7	0	1	2
77 A. Thompson	1.17	.33	1-0	2	0	0	0	0	6.0	2	2	1	0	5	1	0	0	23	.087	1	0	0	0	0
24 B. Tindell	1.75	.75	1-0	3	1	0	0	0	4.0	2	2	1	1	1	0	0	0	14	.143	1	3	0	0	0
23 G. Wall	2.08	1.04	3-2	9	6	1	0	0	33.2	30	18	10	5	28	3	0	1	132	.227	2	2	0	0	4
Totals	1.18	.82	18-2	20	20	8	4	4	137.0	81	33	23	32	178	11	0	5	494	.164	8	13	0	1	6
Opponents	4.16	1.62	2-18	20	20	6	0	0	128.0	161	95	76	46	80	42	0	16	538	.299	5	8	0	1	11

Team Batting

At-Bats	42 at Louisiana Tech (5/7/21)
Runs Scored	11 at ACU (3/30/21), at UTEP (4/17/21), vs. Southern Miss (4/25/21)
Hits	13 at Abilene Christian (3/30/21)
RBI's	11 at Abilene Christian (3/30/21)
Doubles	8 at Abilene Christian (3/30/21)
Triples	2 vs. Lamar (2/20/21), vs. Lamar (2/21/21)
Home Runs	3 vs. ACU (2/23/21), vs. UAB (4/3/21), at Tarleton State (4/21/21)
Total Bases	22 at Abilene Christian (3/30/21)
Walks	16 Nicholls State (2/13/21)
Strikeouts	9 at Southeastern Louisiana (2/13/21), at Oklahoma State (3/24/21)
Sacrifice Hits	2 Four Times
Sacrifice Flies	2 at Arkansas - Pine Bluff (4/12/21)
Stolen Bases	5 at Arkansas - Pine Bluff (4/12/21)
Hit By Pitch	3 vs. Abilene Christian (2/23/21)
Caught Stealing	1 Five Times
Runners LOB	14 Nicholls State (2/13/21)
Hit into Double Play	2 Texas (2/21/21), at UTEP (4/18/21), UAB (5/14/21)

Team Fielding

Putouts	30 at Louisiana Tech (5/7/21)
Assists	13 at Louisiana Tech (5/8/21)
Errors	3 Five Times
Passed Balls	1 Five Times
Double Plays Turned	2 vs. UTSA (5/1/21)

Team Pitching

Innings Pitched	10 at Louisiana Tech (5/7/21)
Runs Allowed	13 Wichita State (3/6/21)
Earned Runs Allowed	9 Wichita State (3/6/21)
Walks Allowed	6 Nicholls State (2/13/21), vs. UAB (4/2/21)
Strikeouts	21 Southeastern Louisiana (2/13/21), at Arkansas - Pine Bluff (4/11/21)
Hits Allowed	14 Wichita State (3/6/21)
Doubles Allowed	4 Texas (2/21/21)
Triples Allowed	1 Four Times
Home Runs Allowed	3 Wichita State (3/6/21)
Wild Pitches	3 Nicholls (2/13/21), at Louisiana Tech (5/7/21)
Hit Batters	3 at Louisiana Tech (5/8/21)

Year-By-Year Hitting Statistics (since 2004)

Year	AVG	G	AB	R	H	2B	3B	HR	RBI	TB	SLG%	BB	HBP	SO	GDP	OB%	SF	SH	SB-ATT	PO	A	E	FLD%
2004	.219	79	1956	181	428	71	4	19	152	564	.288	138	28	369	7	.279	7	68	72-99	1539	748	121	.950
2005	.206	53	1327	128	273	52	13	23	115	420	.317	76	23	388	5	.259	8	17	17-25	1049	402	54	.964
2006	.241	60	1562	216	377	69	14	44	198	606	.388	123	17	353	0	.302	10	35	22-29	1177	497	71	.959
2007	.236	58	1509	206	356	64	3	42	180	552	.366	126	27	312	4	.305	8	47	18-24	1157	474	90	.948
2008	.277	60	1623	248	449	78	2	43	213	660	.407	136	28	377	1	.341	10	57	25-35	1197	519	76	.958
2009	.265	54	1429	215	379	54	2	49	193	584	.409	111	23	337	0	.327	4	50	56-77	1097	543	79	.954
2010	.276	49	1303	211	359	57	6	52	191	584	.448	145	7	295	2	.350	7	27	33-45	966	460	72	.952
2011	.259	52	1379	217	357	58	8	39	194	548	.397	133	15	290	5	.328	11	31	40-52	1045	442	60	.961
2012	.265	55	1511	253	401	48	6	48	221	605	.400	192	12	261	5	.352	6	26	29-36	1135	403	71	.956
2013	.259	53	1378	227	357	62	7	40	201	553	.401	150	13	337	0	.335	11	15	66-74	1030	383	47	.968
2014	.279	53	1423	272	397	67	13	45	242	625	.439	187	22	264	1	.370	7	50	60-79	1066	346	48	.967
2015	.273	50	1300	221	355	49	9	49	205	625	.438	134	20	204	6	.347	14	38	35-47	962	365	30	.978
2016	.279	55	1436	217	400	64	5	41	191	597	.416	132	39	262	3	.353	11	60	81-101	1082	384	40	.973
2017	.249	56	1414	188	352	59	9	32	166	525	.371	146	45	292	6	.337	8	42	69-85	1088	353	54	.964
2018	.272	52	1361	221	370	51	10	54	205	603	.443	130	23	210	5	.343	9	64	61-72	1053	373	68	.954
2019	.276	54	1391	279	384	78	7	37	257	587	.422	207	45	255	3	.385	11	26	66-76	1056	384	62	.959
2020	.285	24	632	130	180	33	8	29	118	316	.500	78	15	114	5	.373	6	7	36-44	491	155	29	.957
2021	.268	50	1262	235	338	85	6	36	194	543	.430	159	26	196	7	.360	7	22	63-70	982	256	46	.964

Year-By-Year Pitching Statistics (since 2004)

Year	ERA	W-L	APP	CG	SHO/CBO	SV	IP	H	R	ER	BB	SO	2B	3B	HR	AB	B/AVG	WP	HBP	BK	SHA
2004	3.89	22-56	79	38	3/0	2	513.0	648	365	285	149	210	99	18	47	2397	.305	22	45	0	67
2005	3.80	15-38	53	30	2/0	3	349.2	389	227	190	99	191	88	14	43	1595	.280	15	59	0	38
2006	4.48	22-38	60	27	4/1	3	393.1	488	315	252	181	185	81	14	54	1864	.307	23	31	0	46
2007	4.28	22-36	58	24	2/0	2	385.2	453	292	236	194	221	73	1	43	1849	.288	23	32	11	38
2008	3.53	27-33	60	27	4/0	1	399.0	416	267	201	167	264	69	14	32	1856	.264	35	52	13	46
2009	3.27	26-28	54	34	6/0	1	366.1	380	233	171	168	227	37	2	39	--	.263	19	43	0	54
2010	2.35	29-20	49	22	6/3	3	322.0	292	162	108	135	200	39	4	22	1225	.238	15	30	0	47
2011	3.76	22-30	52	25	4/1	0	348.1	367	234	187	161	253	55	8	31	1595	.272	36	24	2	50
2012	3.07	28-26	55	24	5/2	3	378.2	344	212	166	193	292	43	5	33	1438	.239	14	35	3	45
2013	3.49	29-24	53	28	4/1	6	343.1	336	214	171	183	275	59	4	37	1306	.257	35	24	0	46
2014	3.81	31-22	53	24	6/0	2	356.0	344	229	194	188	283	56	7	54	1371	.251	25	30	0	23
2015	5.41	19-31	50	12	4/0	7	320.2	426	279	248	162	115	79	5	62	1321	.322	16	31	11	35
2016	4.31	22-33	55	18	3/1	1	360.2	450	254	222	99	146	81	6	51	1436	.307	13	39	3	30
2017	4.30	25-31	56	24	7/0	3	362.2	441	272	223	138	178	83	12	47	1486	.297	6	36	2	33
2018	3.49	25-27	52	24	8/1	4	351.0	386	222	175	121	243	80	10	30	1411	.274	18	24	0	41
2019	3.53	34-19	54	20	9/3	4	352.0	329	193	138	114	227	53	7	34	1366	.241	15	19	5	25
2020	2.31	19-5	24	9	3/2	5	163.2	127	72	54	55	191	14	1	14		.212	4	13	0	14
2021	1.73	38-12	95	17	12/4	9	327.1	225	108	81	85	457	31	4	19	1204	.187	14	19	0	17

Year-By-Year Individual Hitting Leaders (since 2004)

Year	Average	Runs	Hits	Home Runs	Runs Batted In
2004	Stephanie Cranmer (.287)	Kelei Walker (30)	Stephanie Cranmer (66)	Susan Waters (9)	Stephanie Cranmer (25)
2005	Stephanie Cranmer (.327)	Muller, Cranmer (15)	Stephanie Cranmer (48)	Susan Waters (5)	Susan Waters (20)
2006	Katya Muller (.332)	Susan Waters (36)	Katya Muller (69)	Susan Waters (18)	Susan Waters (53)
2007	Susan Waters (.341)	Susan Waters (45)	Katya Muller (63)	Susan Waters (17)	Susan Waters (41)
2008	Mallory Cantler (.374)	Mariza Martinez (42)	Mallory Cantler (71)	R. Waters/Martinez (8)	Mallory Cantler (44)
2009	Mallory Cantler (.404)	Mariza Martinez (33)	Mariza Martinez (56)	Mariza Martinez (11)	Mariza Martinez (34)
2010	Mallory Cantler (.351)	Lisa Johnson (34)	Mariza Martinez (56)	Lisa Johnson (11)	Mariza Martinez (35)
2011	Mallory Cantler (.319)	Monica Hirsch (26)	Mallory Cantler (71)	Mallory Cantler (9)	Mallory Cantler (32)
2012	Maddelyn Fraley (.322)	Lisa Johnson (34)	Brooke Foster (60)	Maddelyn Fraley (13)	Maddelyn Fraley (47)
2013	Brooke Foster (.377)	Brooke Foster (33)	Brooke Foster (66)	Taylor Schoblocher (11)	Terry, Schoblocher (32)
2014	Dani Hoff (.355)	Brooke Foster (46)	Brooke Foster (62)	Brooke Foster (15)	Kat Strunk (42)
2015	Taylor Schoblocher (.389)	Kat Strunk (37)	Taylor Schoblocher (56)	Taylor Schoblocher (17)	Taylor Schoblocher (42)
2016	Kelli Schkade (.393)	Kelli Schkade (52)	Kelli Schkade (70)	Kelli Schkade (13)	Kelli Schkade (42)
2017	Kelli Schkade (.346)	Kelli Schkade (41)	Kelli Schkade (64)	Kelli Schkade (9)	Lacy Gregory (34)
2018	Katie Clark (.375)	Katie Clark (33)	Katie Clark (60)	Gregory, Rea, Rebar (10)	Lacy Gregory (40)
2019	Katie Clark (.404)	Harley Perella (44)	Katie Clark (59)	Makawe, Rebar (7)	Lacy Gregory (43)
2020	Katie Clark (.364)	Clark, Evans (20)	Katie Clark (28)	Hanna Rebar (7)	Tayla Evans (19)
2021	T. DerMargosian (.397)	T. DerMargosian (29)	T. DerMargosian (56)	Tayla Evans (9)	Tayla Evans (34)

Year-By-Year Individual Pitching Leaders (since 2004)

Year	Appearances	Innings Pitched	Wins	Earned Run Average	Strikeouts
2004	Katy Maxey (62)	Katy Maxey (306.1)	Katy Maxey (16)	Katy Maxey (3.70)	Katy Maxey (105)
2005	Kristina Fowler (39)	Kristina Fowler (196.0)	Kristina Fowler (11)	Kristina Fowler (3.18)	Kristina Fowler (136)
2006	Kristina Fowler (51)	Kristina Fowler (238.0)	Kristina Fowler (19)	Kristina Fowler (3.96)	Kristina Fowler (145)
2007	Ashley Lail (45)	Ashley Lail (189.1)	Ashley Lail (11)	Ashley Lail (3.18)	Ashley Lail (118)
2008	Jennifer Smith (34)	Jennifer Smith (149.0)	Kristina Fowler (10)	Kristina Fowler (2.71)	Kristina Fowler (92)
2009	Ashley Lail (28)	Ashley Lail (160.0)	Ashley Lail (11)	Ashley Lail (2.41)	Ashley Lail (94)
2010	Ashley Lail (28)	Ashley Lail (135.2)	Ashley Lail (13)	Ashley Lail (2.06)	Ashley Lail (78)
2011	Brittany Simmons (38)	Brittany Simmons (187.1)	Ashley Kirk (11)	Brittany Simmons (3.29)	Ashley Kirik (158)
2012	Brittany Simmons (39)	Brittany Simmons (164.1)	Ashley Kirk (13)	Ashley Kirk (2.39)	Ashley Kirk (163)
2013	Ashley Kirk (30)	Ashley Kirk (152.2)	Ashley Kirk (15)	Ashley Kirk (2.38)	Ashley Kirk (177)
2014	Ashley Kirk (36)	Ashley Kirk (187.2)	Ashley Kirk (22)	Ashley Kirk (3.43)	Ashley Kirk (214)
2015	Monique Garcia (30)	Monique Garcia (117.2)	Stacey Underwood (8)	Stacey Underwood (3.99)	Monique Garcia (58)
2016	Jessica Elder (39)	Jessica Elder (164.0)	Jessica Elder (14)	Jessica Elder (4.05)	Stacey Underwood (68)
2017	Stacey Underwood (38)	Stacey Underwood (168.1)	Stacey Underwood (8)	Stacey Underwood (3.99)	Stacey Underwood (97)
2018	Hope Trautwein (41)	Hope Trautwein (183.2)	Hope Trautwein (15)	Hope Trautwein (2.48)	Hope Trautwein (168)
2019	Hope Trautwein (44)	Hope Trautwein (204.1)	Hope Trautwein (22)	Hope Trautwein (2.82)	Hope Trautwein (169)
2020	Hope Trautwein (15)	Hope Trautwein (81.0)	Hope Trautwein (11)	Hope Trautwein (1.64)	Hope Trautwein (121)
2021	Hope Trautwein (30)	Hope Trautwein (129.2)	Hope Trautwein (13)	Bailey Tindell (.88)	Hope Trautwein (235)

Team	W-L-T	Streak	Team	W-L-T	Streak	Team	W-L-T	Streak
Abilene Christian	7-3-0	W5	Illinois State	0-1-0	L1	Portland State	0-1-0	L1
Alabama	0-1-0	L1	Indiana	0-1-0	L1	Prairie View A&M	6-0-0	W6
Appalachian State	3-0-0	W3	Indiana State	1-0-0	W1	Purdue	0-2-0	L2
Arkansas	1-3-0	L2	Incarnate Word	4-0-0	W4	Rhode Island	1-0-0	W1
Arkansas-Pine Bluff	2-0-0	W2	Iowa	0-1-0	L1	Saint Francis	1-1-0	L1
Arizona	0-2-0	L2	Iowa State	2-4-0	L1	Saint Mary's College	4-0-0	W4
Arizona State	0-1-0	L1	James Madison	1-0-0	W1	Sam Houston State	5-9-0	W1
Auburn	0-1-0	L1	Kansas	1-5-0	L2	San Diego State	0-2-0	L2
Austin Peay	2-0-0	W2	Kent State	1-1-0	W1	Seton Hall	1-2-0	W1
Baylor	9-18-0	L2	Kentucky	0-1-0	L1	South Alabama	7-10-0	L5
Bethune-Cookman	0-1-0	L1	Lamar	4-0-0	W4	Southeastern Louisiana	1-0-0	W1
Boise State	1-1-0	L1	Liberty	1-1-0	W1	Southern	2-0-0	W2
Boston College	1-0-0	W1	Lipscomb	0-2-0	L2	Southern Miss	13-6-0	W4
Boston University	1-0-0	W1	Long Beach State	0-1-0	L1	Southern Utah	1-0-0	W1
Bowling Green	0-1-0	L1	Loyola Chicago	1-0-0	W1	Stanford	0-1-0	L1
Buffalo	0-2-0	L2	Louisiana - Lafayette	4-35-0	W2	Stephen F. Austin	16-5-0	W9
Butler	1-0-0	W1	Louisiana - Monroe	19-9-0	L1	Tarleton State	1-1-0	L1
California-Bakersfield	1-0-0	W1	Louisiana Tech	15-15-0	W5	Temple	0-1-0	L1
California-Riverside	2-1-0	W1	Marshall	4-7-0	L3	Tennessee Martin	4-0-0	W4
California-Santa Barbara	0-1-1	L1	Maryland-Baltimore County	1-0-0	W1	Tennessee Tech	1-1-0	W1
California Baptist	1-1-0	L1	McNeese	1-2-0	W1	Texas	1-16-0	L9
California State-Northridge	0-2-0	L2	Memphis	3-1-0	W3	Texas A&M	1-5-0	W1
Centenary	5-1-0	W5	Middle Tennessee	23-18-0	W2	Texas A&M - Corpus Christi	10-4-0	W6
Central Arkansas	3-1-0	L1	Mississippi	1-0-0	W1	Texas Southern	4-0-0	W4
Charlotte	1-6-0	L2	Mississippi Valley	3-0-0	W3	Texas State	11-5-0	W6
Chattanooga	0-1-0	L1	Missouri	1-1-0	W1	Texas Tech	5-10-0	L2
Colorado State	1-2-0	L2	Missouri-Kansas City	1-1-0	W1	Texas Woman's	1-1-0	W1
Connecticut	0-1-0	L1	Missouri State	5-4-0	W4	Troy	16-14-0	W3
Creighton	6-5-0	W2	Mount St. Mary's	1-0-0	W1	Tulsa	5-9-0	L1
Dartmouth	0-1-0	L1	Nebraska	0-1-0	L1	UAB	7-12-0	L1
Dayton	1-0-0	W1	Nebraska-Omaha	1-1-0	W1	UCLA	0-1-0	L1
Detroit Mercy	1-0-0	W1	Nevada	0-2-0	L2	UMass-Lowell	1-1-0	W1
Drake	0-1-0	L1	New Mexico	4-2-0	L1	UNC-Wilmington	0-2-0	L2
Eastern Illinois	0-1-0	L1	New Mexico State	5-5-0	L1	UT Arlington	19-9-0	W2
Elon	0-1-0	L1	Nicholls State	4-6-0	L3	Utah	0-1-0	L1
Florida	0-3-0	L3	North Dakota State	1-0-0	W1	Utah Valley State	2-0-0	W2
Florida A&M	1-0-0	W1	Northern Colorado	4-0-0	W4	UTSA	22-12-0	W5
Florida Atlantic	18-15-0	W1	Northern Illinois	1-0-0	W1	UTEP	18-7-0	W7
FIU	17-35-0	W3	Northern Iowa	2-1-0	W2	Washington	0-2-0	L2
Fresno State	0-1-0	L1	NW Oklahoma State	1-1-0	L1	Western Kentucky	20-27-1	L1
Georgia	0-2-0	L2	Northwestern	0-2-0	L2	Western Michigan	0-1-0	L1
Georgia Tech	1-1-0	W1	Northwestern State	7-1-0	W7	Wichita State	6-12-0	L1
Grambling	2-0-0	W2	Northwood	2-0-0	W2	Winthrop	1-1-0	W1
Grand Canyon	0-2-0	L2	Oklahoma	1-29-0	L1	Wisconsin	1-0-0	W1
Hartford	1-0-0	W1	Oklahoma State	7-17-0	L7			
Harvard	2-2-0	L1	Oregon	0-2-0	L2			
Houston	1-3-0	L2	Oregon State	0-2-0	L2			
Houston-Baptist	2-1-0	L1	Pacific	0-2-0	L2			

ALL-TIME RESULTS

2004 (Overall: 22-57, 6-14 Sun Belt)

2/4	at Texas A&M	L, 6-1 (6)
2/6	vs. University of Pacific!	L, 10-2 (5)
2/6	vs. Auburn !	L, 7-2
2/7	vs. Wichita State!	L, 11-2
2/7	vs. Northwestern State!	L, 7-2
2/8	at Baylor!	L, 3-0
2/10	NORTHWOOD	W, 3-1; W, 5-0
2/14	vs. Bethune Cookman=	L, 4-0
2/14	vs. Kansas=	L, 8-1
2/14	vs. Kentucky	L, 6-3 (8)
2/15	vs. UMKC=	L, 3-1
2/18	at #4 Oklahoma	L, 7-2; L, 5-4
2/19	SAM HOUSTON STATE	L, 6-3
2/20	CREIGHTON%	W, 8-0
2/20	SW MISSOURI STATE%	W, 5-4
2/21	#21 OKLAHOMA STATE%	L, 8-2
2/21	NEW MEXICO%	L, 3-1
2/22	WICHITA STATE%	L, 4-0
2/22	UT-ARLINGTON%	W, 4-3 (8)
2/27	vs. Marshall^	L, 4-0
2/27	at Chattanooga^	L, 5-1
2/28	vs. #9 Alabama^	L, 8-0 (5)
2/28	vs. UT-Martin^	L, 5-1
2/29	vs. Buffalo^	L, 2-1
2/29	vs. Tennessee Tech^	L, 1-0
3/2	at Oklahoma State	W, 4-2
3/5	at No. 2 Arizona@	L, 11-0 (5)
3/6	vs. UTEP@	W, 9-1
3/6	vs. Indiana@	L, 8-3
3/7	vs. Northern Iowa@	L, 6-0
3/11	vs. No. 23 Oregon State University+..	L, 9-0 (5)
3/12	vs. No. 1 UCLA+	L, 6-0
3/12	at No. 15 Fresno State+	L, 8-0 (6)
3/13	vs. San Diego State+	L, 1-0
3/13	vs. Long Beach State+	L, 1-0
3/14	vs. Utah+	L, 4-0 (8)
3/16	at Cal State Northridge	L, 9-0 (6)/L, 3-1
3/20	NW OKLA STATE	W, 9-1 (5)/L, 2-1 (8)
3/23	UT-ARLINGTON	L, 10-2
3/26	HARVARD#	L, 8-0
3/26	NORTHERN COLORADO#	W, 8-7 (8)
3/27	NEW MEXICO#	W, 7-1
3/27	NORTHERN COLORADO#	W, 11-3 (5)
3/28	HARVARD#	W, 4-3 (8)
3/28	NEW MEXICO#	W, 7-6
3/30	PRAIRIE VIEW A&M	W, 6-1/W, 2-1
4/6	at Wichita State	L, 3-0/L, 5-0
4/10	at Florida International*	L, 2-0/L, 7-2
4/11	at Florida International*	L, 8-4/L, 3-2 (8)
4/17	MIDDLE TENNESSEE*	W, 7-2/L, 2-0
4/18	MIDDLE TENNESSEE*	L, 16-2 (5)/L, 11-1
4/21	at UT-Arlington	L, 2-1
4/24	UL-LAFAYETTE*	L, 3-0/L, 3-1
4/25	UL-LAFAYETTE*	L, 1-0 (8)/L, 9-3
4/28	at Baylor	L, 4-0/L, 8-3
5/1	at New Mexico State*	L, 6-4/W, 4-2
5/2	at New Mexico State*	W, 3-2/W, 9-8
5/8	at Western Kentucky*	W, 3-1/L, 1-0
5/9	at Western Kentucky*	L, 1-0/W, 2-1
5/13	vs. Western Kentucky\$	W, 2-0
5/13	vs. Louisiana-Lafayette\$	L, 7-0
5/14	vs. New Mexico State\$	L, 4-2

Bold indicates home game

* - Sun Belt Conference game

! (Baylor Tournament)

= (UT-San Antonio Tournament)

% (North Texas/Betlin Round-Up)

2005 (Overall: 15-38, 6-14 Sun Belt)

2/4	at No. 23 Texas A&M	L, 8-0 (5)
2/11	vs. Centenary!	L, 3-0
2/12	at UTSA!	L, 9-0 (5)

2/13	vs. UTEP!	L, 1-0 (8)
2/13	vs. Texas A&M Corpus Christi!	L, 1-0
2/15	at Texas State	W, 2-1
2/19	vs. Lipscomb#	L, 5-1
2/19	vs. Creighton#	L, 7-1
2/19	vs. Lipscomb#	L, 6-5
2/20	vs. Creighton#	L, 1-0 (8)
2/20	at No. 14 Oklahoma#	L, 5-1
2/22	at Stephen F. Austin	W, 8-5
2/25	NEW MEXICO\$	W, 8-6
2/25	SOUTHWEST MISSOURI\$	L, 1-0 (9)
2/26	TEXAS A&M-CORPUS CHRISTI\$	L, 4-2
2/28	vs. Western Michigan	L, 1-0
3/4	vs. Wichita State%	L, 5-1
3/4	vs. Oklahoma State%	W, 4-3
3/5	vs. Louisiana-Monroe%	W, 4-3 (9)
3/5	at Tulsa%	W, 4-2
3/6	vs. Wisconsin%	W, 3-1
3/15	STEPHEN F. AUSTIN	L, 10-8
3/18	at Oklahoma State	L, 2-0
3/23	at No. 6 Texas	L, 4-1/L, 2-0
3/30	No. 8 OKLAHOMA	L, 9-1 (5)
4/5	at Wichita State	L, 5-2
4/9	FIU*	L, 5-3/L, 5-0
4/10	FIU*	L, 9-2/L, 4-1
4/16	at Middle Tennessee*	W, 10-6/W, 2-0
4/17	at Middle Tennessee*	W, 3-1/L, 1-0
4/23	at Louisiana-Lafayette* ...	L, 1-0/L, 12-1 (5)
4/24	at Louisiana-Lafayette*	L, 4-2/L, 12-1 (5)
4/27	BAYLOR	L, 9-7
4/30	NEW MEXICO STATE*	L, 1-0/W, 3-2
5/1	NEW MEXICO STATE*	L, 3-1/W, 5-2
5/4	at No. 10 Oklahoma	L, 11-3 (5)
5/7	WESTERN KENTUCKY*	L, 2-0/L, 9-6
5/8	WESTERN KENTUCKY*	L, 8-3/W, 11-4
5/12	New Mexico State^	W, 2-0
5/12	Louisiana-Lafayette^	L, 4-2
5/13	Middle Tennessee^	W, 5-3
5/13	New Mexico State^	L, 3-0

Bold indicates home game

* - Sun Belt Conference game

! UTSA Fastpitch Express Classic

Oklahoma Nike Tournament

\$ North Texas Mean Green Classic

% Embassy Suites-Tulsa Invite

^ Sun Belt Conference Tournament

2006 (Overall: 22-38, 3-12 Sun Belt)

2/11	vs. Louisiana Tech!	W, 7-4
2/11	at Sam Houston State!	L, 9-1 (6)
2/12	vs. Louisiana Tech!	W, 9-6
2/12	at Sam Houston State!	L, 14-7
2/15	TEXAS STATE	L, 2-0/W, 2-0
2/16	WICHITA STATE	L, 7-3/L, 5-0
2/20	at Nicholls	W, 5-3/L, 6-4
2/24	vs. Louisiana Monroe#	W, 6-1
2/24	vs. Boston College#	W, 6-4 (8)
2/25	vs. Eastern Illinois#	L, 7-1
2/25	vs. Creighton#	W, 5-4
2/26	at Tulsa#	L, 7-2
3/1	LOUISIANA MONROE	W, 8-0 (5)/W, 4-3
3/8	at No. 2 Texas	L, 5-0/L, 9-1 (5)
3/11	vs. Utah Valley State%	W, 8-5 (8)
3/11	at No. 14 Oklahoma%	L, 10-1 (6)
3/12	vs. Utah Valley State%	W, 7-0
3/12	at No. 14 Oklahoma%	L, 10-5
3/14	at Wichita State	L, 7-5/L, 8-0 (5)
3/22	No. 15 OKLAHOMA	L, 7-0
3/28	at Louisiana Monroe	W, 6-2/L, 6-1
3/31	vs. Portland State\$	L, 11-3 (5)
3/31	vs. Saint Mary's College\$	W, 10-5
4/1	vs. North Dakota State\$	W, 5-4 (8)
4/1	at Nevada\$	L, 6-5
4/2	at Nevada\$	L, 6-4
4/5	TEXAS A&M-CC	W, 10-2 (6)/W, 4-2

4/8	at FIU*	L, 4-1/L, 3-0
4/9	at FIU*	L, 3-1
4/13	TEXAS TECH	L, 8-2/L, 3-1
4/14	MIDDLE TENNESSEE*	L, 8-5
4/15	MIDDLE TENNESSEE*	W, 8-2/L, 11-1 (6)
4/19	at Stephen F. Austin	W, 8-1/L, 3-2
4/22	No. 13 Louisiana-Lafayette*	L, 2-0/L, 5-0
4/23	No. 13 Louisiana-Lafayette*	L, 21-9 (5)
4/27	at No. 18 Baylor	L, 7-3
4/29	at Troy*	W, 1-0 (11)/L, 5-4 (10)
4/30	at Troy*	W, 4-3
5/3	at No. 21 Oklahoma	L, 4-0
5/6	at Western Kentucky*	L, 7-6/L, 4-0
5/7	Western Kentucky*	L, 6-5
5/11	vs. Western Kentucky^	W, 4-2
5/11	vs. FIU^	L, 4-2
5/12	vs. Western Kentucky^	W, 4-3
5/12	vs. Troy^	L, 9-0 (5)

Bold indicates home game

* - Sun Belt Conference game

! Sam Houston Invitational Tournament

Holiday Inn Select Tulsa Festival

% OU Worth Invitational

\$ University of Nevada Tournament

^ Sun Belt Conference Tournament

2007 (Overall: 22-36, 10-14 Sun Belt)

2/9	vs. Colorado State!	W, 6-3
2/9	at New Mexico State!	L, 7-6
2/10	vs. Sam Houston State!	W, 5-1
2/10!	vs. Colorado State!	L, 8-7
2/11	vs. Sam Houston State!	W, 3-1
2/16	vs. Texas A&M-Corpus Christ#	W, 10-1
2/16	at No. 10 Texas#	L, 10-2 (6)
2/17	vs. San Diego State#	L, 4-0
2/17	at No. 10 Texas#	L, 7-1
2/18	vs. Texas A&M-Corpus Christ#	L, 8-4
2/20	at Oklahoma State	L, 9-0 (5)
2/21	NICHOLLS STATE	L, 10-3/L, 4-3
3/1	at No. 6 Oklahoma%	L, 4-1
3/2	vs. Iowa State%	L, 9-1
3/2	vs. Tulsa%	L, 14-1 (5)
3/3	vs. Kansas%	L, 7-4
3/3	vs. Kansas%	L, 10-0 (5)
3/4	vs. Iowa State%	L, 4-2 (9)
3/6	at Arkansas	L, 7-3
3/10	LOUISIANA MONROE*	W, 4-3/W, 7-6
3/11	LOUISIANA MONROE*	W, 6-5
3/15	LOUISIANA TECH	W, 3-1/L, 8-4
3/17	at South Alabama*	L, 1-0/L, 4-3
3/18	at South Alabama*	W, 1-0
3/21	CENTRAL ARKANSAS	W, 5-2/W, 9-1 (6)
3/24	at Florida Atlantic*	L, 8-1 (5)
3/25	at Florida Atlantic*	W, 5-0/L, 10-2 (6)
3/27	UMKC	W, 8-3
3/28	at Texas Tech	W, 4-1
3/31	FIU*	W, 8-2/L, 6-4
4/1	FIU*	W, 6-5
4/4	UT ARLINGTON	L, 1-0 (8)
4/7	at Middle Tennessee*	L, 3-1/L, 3-0
4/8	at Middle Tennessee*	W, 3-2
4/11	No. 2 OKLAHOMA	L, 9-2
4/14	TROY*	L, 9-2/W, 10-4
4/15	TROY*	L, 2-1
4/21	at Western Kentucky*	L, 5-2/L, 2-0
4/22	at Western Kentucky*	W, 9-7
4/25	at UT-Arlington	W, 6-3
4/28	No. 22 LOUISIANA-LAFAYETTE	L, 6-5/L, 12-3
4/29	No. 22 LOUISIANA-LAFAYETTE	L, 4-2
5/2	STEPHEN F. AUSTIN	W, 5-3/W, 7-4 (5)
5/9	vs. No. 23 Louisiana-Lafayette^	W, 6-5
5/10	vs. Troy^	L, 7-2
5/10	vs. Western Kentucky^	L, 5-0

Bold indicates home games

* - Sun Belt Conference game

! NMSU Hotel Encanto de Las Cruces Invite

University of Texas Tournament

% Tulsa Tournament

^ Sun Belt Conference Tournament

2008 (Overall: 27-33, 9-15 Sun Belt)

2/9	CREIGHTON!	W, 3-0
2/9	TULSA!	W, 7-5
2/10	TULSA!	L, 6-4 (10)
2/10	TEXAS STATE!	L, 5-2
2/13	at Louisiana Tech.....	W, 1-0/L, 8-6
2/16	at Sam Houston State.....	L, 2-0/L, 3-2
2/20	OKLAHOMA STATE.....	W, 5-2
2/22	vs. Sam Houston State#.....	L, 1-0
2/22	vs. Temple#.....	L, 4-3
2/23	vs. Sam Houston State#.....	W, 4-3
	at No. 3 Texas A&M#.....	L, 13-1 (5)
2/24	at No. 3 Texas A&M#.....	L, 9-1 (6)
3/1	vs. Memphis\$.....	L, 4-0
	at No. 10 Oklahoma\$.....	L, 9-0 (5)
3/2	vs. Memphis\$.....	W, 5-4
3/3	at No. 10 Oklahoma\$.....	L, 8-0 (6)
3/5	at Stephen F. Austin.....	L, 5-2/W, 3-2
3/8	at Louisiana Monroe*.....	L, 4-1/W, 11-1
3/9	at Louisiana Monroe*.....	W, 4-2
3/12	TEXAS WOMAN'S.....	L, 5-4
3/15	SOUTH ALABAMA* ... W, 6-5 (9)/W, 9-6	
3/16	SOUTH ALABAMA*.....	L, 6-4
3/18	TEXAS TECH.....	W, 4-3
3/19	UTSA.....	W, 9-4
3/21	FLORIDA ATLANTIC*.....	L, 1-0 (8)
3/22	FLORIDA ATLANTIC*.. W, 9-1 (6)/W, 5-0	
3/26	at UTA.....	W, 7-1/L, 10-5
3/29	at FIU*.....	W, 5-4/L, 11-8
3/30	at FIU*.....	L, 7-4
4/1	at Oklahoma State.....	L, 5-0
4/2	NORTHWESTERN STATE ... W, 15-0 (5) /W, 11-4	
4/5	MIDDLE TENNESSEE* L, 8-4/W, 13-4 (5)	
4/6	MIDDLE TENNESSEE*.....	L, 4-3
4/9	at Centenary.....	W, 4-2/W, 6-4
4/12	at Troy*.....	L, 8-4
4/13	at Troy*.....	L, 4-0/L, 10-2 (6)
4/16	at Texas Woman's.....	W, 9-1
4/19	WESTERN KENTUCKY*.. L, 1-0/W, 13-7	
4/20	WESTERN KENTUCKY*.....	L, 5-3
4/23	at Louisiana-Lafayette*.....	L, 8-0 (6)/L, 8-0 (5)
4/24	at Louisiana-Lafayette*.....	L, 3-2
4/30	UTA.....	W, 3-2
5/7	at Troy^.....	L, 4-3
5/8	vs. Florida Atlantic^.....	W, 4-3
5/9	at Troy.....	W, 4-2 (13)
5/9	vs. ULM.....	L, 5-1

Caps indicates home game

* - Sun Belt Conference game

! Quality Inn North Texas Tournament

Texas A&M Invitational

\$ Residence Inn Oklahoma Invitational

^ Sun Belt Conference Tournament, Troy Ala.

2009 (Overall: 26-28, 11-12 Sun Belt)

2/13	at Texas A&M-Corpus Christi!.....	W, 4-3
2/14	vs. Detroit Mercy!.....	W, 6-0
2/14	vs. Creighton!.....	L, 5-1
2/15	vs. Creighton!.....	L, 4-3 (9)
2/15	vs. Indiana State!.....	W, 2-1
2/17	at UTSA.....	W, 8-3/L, 8-0
2/20	IOWA STATE#.....	W, 7-4
2/20	MISSOURI STATE#.....	L, 2-1 (8)
2/21	CENTRAL ARKANSAS#.....	W, 5-0
2/21	BUTLER#.....	W, 2-0
2/22	WICHITA STATE#.....	W, 7-6

2/25	OKLAHOMA STATE.....	L, 8-6/L, 4-2
2/28	KANSAS\$.....	W, 5-2
2/28	HARVARD\$.....	W, 10-6
3/1	HARVARD\$.....	L, 3-2
3/4	STEPHEN F. AUSTIN (2)....	W, 3-1/L, 9-5
3/7	ULM* (2).....	L, 9-3/W, 4-2
3/7	ULM*.....	L, 5-4
3/13	at South Alabama*.....	W, 7-2
3/14	at South Alabama*.....	W, 6-4 (8)
3/15	at South Alabama*.....	Cancelled
3/17	UTA.....	W, 8-1
3/19	at Texas.....	L, 5-3
3/21	at Florida Atlantic* (2) ...	W, 10-2/W, 5-4 (8)
3/22	at Florida Atlantic*.....	L, 4-3 (10)
3/25	at No. 8 Oklahoma.....	L, 8-1
3/28	FIU *.....	L, 5-3
3/29	FIU* (2).....	W, 7-2/L, 6-2
3/31	BAYLOR (2).....	W, 7-5/L, 2-1
4/4	at Middle Tennessee* (2)	L, 1-0/L, 3-2
4/5	at Middle Tennessee*.....	W, 3-1
4/8	at Texas Tech.....	W, 6-1
4/10	TROY* (2).....	W, 3-0/W, 7-3
4/11	TROY*.....	W, 6-0
4/15	LOUISIANA TECH (2).....	L, 10-2/L, 7-4
4/17	at Western Kentucky* (2)	L, 4-1
4/19	at Western Kentucky*.....	L, 6-4/W, 11-6
4/22	No. 13 OKLAHOMA.....	L, 7-3
4/25	LOUISIANA-LAFAYETTE*L, 10-0/L, 11-2	
4/26	LOUISIANA-LAFAYETTE*.....	L, 12-3
4/30	at Texas State.....	W, 2-0
5/6	vs. FIU^.....	L, 8-0
5/7	vs. No. 22 Louisiana-Lafayette^.....	L, 8-3

Caps indicates home game

* - Sun Belt Conference game

! Texas A&M- Corpus Christi Tournament

Sleep Inn Classic

\$ Quality Inn & Suites Invitational

^ Sun Belt Conference Tournament

2010 (Overall: 29-20, 12-9 Sun Belt)

2/11	... at Mississippi Valley State	Cancelled
2/12	... vs. Stephen F. Austin!.....	Cancelled
2/13	... vs. UAB!.....	Cancelled
2/13	... at Mississippi State!	Cancelled
2/17	... at Stephen F. Austin.....	W, 7-0 (8)/L, 5-2
2/19	.. DRAKE#.....	L, 6-2
2/19	.. ARKANSAS#.....	W, 10-2
2/20	.. COLORADO STATE#.....	L, 8-7
2/20	.. BUFFALO#.....	L, 5-3
2/26	... vs. California-Riverside\$.....	W, 9-1
2/27	... at UTSA\$.....	W, 5-4
2/27	... vs. California-Riverside\$.....	L, 8-5
2/28	... vs. California-Riverside\$.....	W, 7-2
2/28	... at UTSA\$.....	L, 2-1
3/3	... at No. 25 Oklahoma State.....	L, 7-0
3/5	... at Centenary College.....	W, 5-0/W, 5-2
3/10	... at No. 12 Oklahoma.....	L, 6-4
3/13	... at ULM*.....	W, 7-6 (8) /L, 8-0 (6)
3/14	... at ULM*.....	W, 3-2
3/16	.. NO. 15 TEXAS.....	W, 1-0
3/20	... SOUTH ALABAMA*.....	Cancelled
3/21	... SOUTH ALABAMA*.....	Cancelled
3/24	.. UTA.....	W, 2-0
3/25	.. UTSA.....	W, 4-3
3/27	.. FLORIDA ATLANTIC*....	W, 7-4/L, 4-1
3/28	.. FLORIDA ATLANTIC*.....	L, 7-3
4/2	... at FIU*.....	W, 10-2/W, 5-1
4/3	... at FIU*.....	L, 10-9
4/7	... at No. 24 Baylor.....	W, 11-3 (5) /W, 5-3
4/10	.. MIDDLE TENNESSEE*W, 2-0/W, 12-4 (5)	
4/11	.. MIDDLE TENNESSEE*.....	L, 4-2
4/14	.. TEXAS STATE.....	W, 3-1/W, 9-1 (6)
4/16	... at Troy*.....	L, 2-1
4/17	... at Troy*.....	W, 7-1/W, 3-0

4/24	.. WKU*.....	W, 10-2 (6) /W, 5-1
4/25	.. WKU*.....	W, 4-2
5/1	... at Louisiana-Lafayette*.....	L, 2-0/L, 2-1
5/2	... at Louisiana-Lafayette*.....	L, 9-0 (5)
5/5	... at UTA.....	W, 3-2 (8)
5/6	... No. 10 OKLAHOMA.....	L, 6-1
5/12	... Troy^.....	L, 8-0 (6)
5/13	... FIU^.....	W, 2-1
5/14	... FAU^.....	W, 5-1
5/14	... Troy^.....	L, 2-1

Caps indicates home game

* - Sun Belt Conference game

! Mississippi State Tournament

Sleep Inn Classic

\$ UTSA Tournament

^ Sun Belt Conference Tournament

2011 (Overall: 22-30, 7-16 Sun Belt)

2/10	... vs. Cal State Bakersfield!.....	W, 8-4 (11)
2/11	... vs. Appalachian State!.....	W, 6-0
2/11	... vs. No. 18 Stanford!	L, 5-2
2/12	... vs. Oregon State!.....	L, 3-2
2/12	... vs. No. 14 Oregon!	L, 12-4
2/13	... vs. Northwestern!.....	L, 8-4
2/18	.. No. 21 NEBRASKA#.....	L, 5-2
2/19	.. TENNESSEE TECH#.....	W, 5-4
2/20	.. NORTHWESTERN STATE#.....	W, 5-1
2/20	.. CENTENARY (5)#.....	W, 11-2
2/25	.. UTSA.....	W, 14-10
3/2	... No. 10 OKLAHOMA.....	L, 3-0
3/4	... UTEP\$.....	W, 7-0
3/4	... LOUISIANA TECH\$.....	W, 3-2
3/5	... MISSISSIPPI\$.....	W, 4-3
3/5	... WICHITA STATES\$.....	W, 9-0
3/6	... WICHITA STATES\$.....	W, 9-1
3/9	... MISSOURI STATE.....	L, 1-0/L, 8-5
3/12	... No. 17 LOUISIANA-LAFAYETTE*L, 5-2/L, 7-3	
3/13	.. No. 17 LOUISIANA-LAFAYETTE*W, 8-5	
3/16	.. No. 18 BAYLOR.....	L, 6-1/W, 9-8
3/18	... at Middle Tennessee*.....	L, 5-4/L, 6-4
3/19	... at Middle Tennessee*.....	L, 4-1
3/23	... at No. 18 Oklahoma State.....	L, 9-5
3/26	.. FIU*.....	W, 3-2/L, 12-3
3/27	.. FIU*.....	L, 8-3
3/30	.. No. 11 MISSOURI.....	L, 4-1/W, 9-2
4/2	... at WKU*.....	L, 5-3/L, 2-1
4/3	... at WKU*.....	W, 11-7
4/6	... at UTA.....	W, 1-0
4/9	... at Florida Atlantic*.....	L, 3-0/L, 7-6
4/10	... at Florida Atlantic*.....	L, 5-4
4/14	... at No. 5 Texas.....	L, 8-0 (5)
4/16	.. ULM*.....	L, 7-2/W, 8-1
4/17	.. ULM*.....	W, 2-1
4/19	... at Texas State.....	L, 2-1
4/21	... at South Alabama*.....	L, 5-0
4/22	... at South Alabama*.....	W, 5-3/L, 4-2
4/27	.. STEPHEN F. AUSTIN.....	Cancelled
4/30	.. TROY*.....	L, 8-2/W, 9-1 (5)
5/1	... TROY*.....	Cancelled
5/4	... UTA.....	W, 3-2
5/4	... at No. 15 Oklahoma.....	L, 9-1

Caps indicates home game

* - Sun Belt Conference game

! Kajikawa Classic (Arizona State)

Sleep Inn Classic

\$ Courtyard Classic

2012 (Overall: 28-26-1, 13-10-1 Sun Belt)

2/10	... vs. No. 11 Oklahoma State!.....	L, 2-0
2/10	... at No. 20 Houston!	Cancelled
2/11	... vs. Sam Houston State!.....	W, 9-1 (5)
2/11	... vs. Texas A&M-Corpus Christi!.....	L, 7-5

2/12 ... at No. 20 Houston! L, 10-1
2/17 .. NORTHERN ILLINOIS# W, 8-3
2/17 .. MISSOURI STATE# W, 5-0
2/19 .. WICHITA STATE# W, 12-9
 2/24 ... vs. Texas State\$ L, 1-0 (9)
 2/24 ... vs. Texas Tech\$ L, 10-0 (8)
 2/25 ... vs. Stephen F. Austin\$ W, 3-1
 2/25 ... at No. 9 Baylor\$ L, 3-2
 2/26 ... at No. 9 Baylor\$ L, 2-1
2/29 .. No. 8 OKLAHOMA L, 4-1
 3/2 vs. Loyola-Chicago^ W, 12-9
 3/2 at Tulsa^ L, 7-2
 3/3 vs. Austin Peay^ W, 13-2 (5)
 3/3 vs. Austin Peay^ W, 4-3 (8)
 3/4 vs. Tulsa^ L, 6-1
 3/10 ... at No. 11 ULL* L, 7-6 (10)/L, 5-4 (9)
 3/11 ... at No. 11 Louisiana-Lafayette* L, 11-4
 3/14 ... at No. 15 Baylor L, 2-1 (11)
3/17 .. MIDDLE TENNESSEE*W, 10-2 (5)/W, 8-4
3/18 .. MIDDLE TENNESSEE* W, 7-3
 3/21 ... vs. Hartford W, 4-3(9)
 3/21 ... vs. South Florida Cancelled
 3/22 ... vs. Dartmouth L, 7-6 (8)
 3/24 ... at FIU* W, 9-4/L, 5-1
 3/25 ... at FIU* L, 6-5 (8)
3/31 .. WESTERN KENTUCKY*W, 9-8/W, 4-3
4/1 WESTERN KENTUCKY* T, 6-6
4/6 FLORIDA ATLANTIC*L, 5-3 (8)/W, 8-0 (5)
4/7 FLORIDA ATLANTIC* W, 9-1 (5)
4/11 .. TEXAS STATE L, 6-0/W, 7-1
 4/14 ... at ULM* L, 2-1/L, 2-1
 4/15 ... at ULM* W, 4-1
 4/18 ... at No. 6 Oklahoma L, 9-4
4/21 .. SOUTH ALABAMA* W, 2-1/L, 3-1
L, 2-0
 4/28 ... at Troy* W, 3-0/W, 4-1
 4/29 ... at Troy* W, 4-3
5/2 STEPHEN F. AUSTIN W, 3-2
5/5 NORTHWESTERN STATE W, 17-8/W, 5-1
 5/9 WKU% L, 3-1
 5/10 ... FAU% W, 3-0
 5/10 ... FIU% W, 9-0
 5/11 ... ULL% L, 5-1

Caps indicates home game
 * - Sun Belt Conference game
 ! Hilton Houston Plaza Classic
 # Fairfield Inn and Suites Classic
 \$ Texas Shootout
 ^ University of Tulsa Tournament
 % Conference Tournament

2013 (Overall: 29-24, 12-9 Sun Belt)

2/8 vs. Memphis! W, 6-2
 2/8 at No. 7 Texas! L, 9-1
 2/9 vs. Texas A&M Corpus Christi!W, 11-3 (5)
 2/9 vs. Memphis! W, 9-1 (5)
 2/10 ... vs. No. 7 Texas! L, 5-4
2/15 .. OKLAHOMA STATE# L, 8-0
2/15 .. NEBRASKA-OMAHA# L, 4-3
2/16 .. IOWA# L, 4-1
2/16 .. DAYTON# W, 3-2
2/20 .. at UTSA L, 7-0/L, 2-0
 2/21 ... vs. Texas State\$ W, 1-0
 2/22 ... vs. Texas Tech\$ W, 5-3
 2/23 ... vs. No. 25 Baylor\$ L, 8-3
 2/23 ... vs. UTAS\$ W, 4-3
 2/24 ... vs. No. 25 Baylor\$ L, 9-3
 3/1 vs. Texas A&M Corpus Christi%W, 7-3
 3/1 at Texas State% W, 7-5
 3/2 vs. Purdue% L, 6-2
 3/3 vs. Texas State% W, 9-3
 3/3 vs. Texas A&M Corpus Christi%W, 9-1 (5)
3/10 .. FIU* L, 1-0/W, 2-1
3/16 .. TROY* L, 10-8/W, 8-6

3/17 .. TROY* W, 10-2 (5)
 3/20 ... at Oklahoma State W, 4-3
 3/23 ... at WKU* W, 8-1/L, 4-3
 3/24 ... at WKU* canceled
 3/26 ... at Florida Atlantic* L, 3-2
 3/27 ... at Florida Atlantic* W, 6-0/W, 7-2
4/6 LOUISIANA-LAFAYETTE*L, 10-0/L, 8-2
4/7 LOUISIANA-LAFAYETTE* L, 5-0
 4/13 ... at No. 23 South Alabama*L, 3-2/L, 12-1
 4/14 ... at No. 23 South Alabama* canceled
4/17 .. No. 19 BAYLOR W, 5-3/L, 2-1
 4/20 ... at Middle Tennessee* W, 3-2/W, 8-1
 4/21 ... at Middle Tennessee* W, 10-2 (6)
4/23 .. No. 1 OKLAHOMA L, 12-1 (6)
 4/24 ... at UTA L, 2-1
4/27 .. ULM* W, 8-0/W, 8-7
4/28 .. ULM* W, 8-0
4/30 .. UTA W, 8-7
 5/1 at Stephen F. Austin W, 2-1 (8)
 5/8 FAU^ W, 7-6 (8)
 5/9 WKU^ L, 3-1
 5/10 ... Troy^ W, 5-2
 5/10 ... South Alabama^ L, 5-0

Caps indicates home game
 * - Sun Belt Conference game
 ! Texas Classic
 # Lovelace Invitational
 \$ Texas Shootout at Texas State
 % CenturyLink Classic (San Marcos, TX)
 ^ Sun Belt Conference Tournament (Troy, AL)

2014 (Overall: 31-22, 14-9 Conference USA)

2/7 vs. James Madison! W, 7-1
 2/7 at No. 23 Georgia! L, 10-2
 2/8 at Georgia! L, 7-4
 2/8 vs. Winthrop! L, 5-2
 2/9 vs. Winthrop! W, 4-1
2/14 .. NICHOLLS STATE# W, 8-4
2/14 .. SOUTHERN# W, 9-0
2/15 .. NORTHERN IOWA# W, 8-6
2/15 .. SOUTHERN# W, 9-1
2/16 .. NORTHERN IOWA# W, 7-6
2/20 .. TEXAS STATE\$ W, 1-0
2/20 .. ABILENE CHRISTIANS\$ W, 12-8
2/21 .. PRAIRIE VIEW A&M\$ W, 18-0
2/22 .. STEPHEN F. AUSTIN\$ W, 13-4
 2/23 ... Texas State\$ W, 3-1
3/1 WICHITA STATE L, 5-4
3/1 MCNEESE STATE% L, 5-2
3/2 MCNEESE STATE% Cancelled
3/2 WICHITA STATE% Cancelled
 3/4 at Houston W, 6-1
 3/8 at Middle Tennessee* W, 5-1/W, 8-1
 3/9 at Middle Tennessee* W, 11-5
3/11 .. TEXAS L, 10-2/L, 2-1
3/12 .. OKLAHOMA STATE W, 4-3
3/15 .. UTSA* W, 3-0/L, 10-6
3/16 .. UTSA* W, 10-7
 3/19 ... at Texas Tech L, 5-1/L, 5-4
 3/21 ... at UTEP* W, 8-5/W, 8-0
 3/22 ... at UTEP* W, 11-4
3/29 .. UAB* L, 9-1/L, 5-1
3/30 .. UAB* L, 2-1
4/2 .. STEPHEN F. AUSTIN W, 5-4
4/5 LOUISIANA TECH* W, 3-1/L, 3-2
4/6 LOUISIANA TECH* L, 3-2
 4/9 at Oklahoma State L, 7-4
4/12 .. MARSHALL* W, 7-3/W, 9-8
4/13 .. MARSHALL* W, 8-2
 4/16 ... UTA W, 3-0
 4/23 ... at No. 17 Oklahoma L, 3-0
 4/26 ... at FIU* L, 7-1/L, 7-0
 4/27 ... at FIU* L, 10-2
 4/29 ... at No. 17 Baylor L, 7-1

5/3 TULSA* L, 7-3/W, 3-2
5/4 TULSA* W, 11-8
 5/8 Florida Atlantic^ W, 5-4
 5/9 Tulsa^ L, 7-1

Caps indicates home game
 * - Conference USA game
 ! Red and Black Showcase, University of Georgia
 # Lovelace Invitational
 \$ Texas Shootout at North Texas
 % Best Western/Courtyard Classic at North Texas
 ^ Conference USA Tournament

2015 (Overall: 19-31, 11-12 Conference USA)

2/6 SETON HALL! L, 2-1
2/6 TEXAS SOUTHERN! W, 10-6
2/7 BOISE STATE! W, 14-5 (5)
2/7 SETON HALL! L, 17-6 (6)
2/8 BOISE STATE! L, 10-3
 2/13 ... vs. Illinois State# L, 10-4
 2/13 ... at No. 21 Arizona State# L, 10-2 (5)
 2/14 ... vs. No. 15 Washington# L, 5-2
 2/14 ... vs. Boston University# W, 14-4 (5)
 2/15 ... vs. No. 15 Washington# L, 11-5
 2/20 ... vs. Abilene Christian\$ W, 3-2
 2/20 ... at No. 7 Baylor\$ W, 1-0
 2/21 ... vs. No. 2 Oregon\$ L, 9-0 (5)
 2/21 ... vs. No. 25 Tulsa\$ L, 6-3
 2/22 ... vs. Abilene Christian\$ Cancelled
 2/27 ... vs. Northern Iowa% Cancelled
 2/27 ... vs. Creighton% Cancelled
 2/28 ... vs. No. 19 Nebraska% Cancelled
 2/28 ... vs. Northern Iowa Cancelled
 3/1 vs. No. 25 Tulsa% Cancelled
 2/28 ... vs. Oklahoma State^ W, 5-3
 2/28 ... vs. Oklahoma State^ W, 4-0
 3/1 vs. No. 4 Oklahoma^ Cancelled
 3/1 vs. No. 4 Oklahoma^ Cancelled
 3/4 at Stephen F. Austin Postponed
 3/7 at UAB* L, 6-1/L, 5-4 (10)
 3/8 at UAB* L, 5-2
3/11 .. HOUSTON L, 15-2 (5)/L, 4-1
3/14 .. SOUTHERN MISS*W, 8-0 (5)/W, 12-8
3/15 .. SOUTHERN MISS* W, 4-2
3/16 .. TULSA W, 4-2
 3/21 ... at FIU* W, 6-4/W, 5-4 (8)
 3/22 ... at FIU* W, 4-0
3/25 .. #13 BAYLOR L, 8-5
3/28 .. WESTERN KENTUCKY*L, 14-8/L, 4-0
3/29 .. WESTERN KENTUCKY* L, 4-0
 4/1 at UT Arlington L, 5-1
 4/3 at Marshall* L, 1-0/Cancelled
 4/4 at Marshall* L, 16-8 (6)
 4/8 at #23 Texas A&M L, 13-9
4/11 .. UTSA * L, 5-3/W, 3-2
4/12 .. UTSA* W, 5-2
 4/20 ... at No. 5 Oklahoma L, 6-3
4/22 .. STEPHEN F. AUSTIN Cancelled
 4/25 ... at Louisiana Tech* L, 3-0/L, 4-1
 4/26 ... at Louisiana Tech* L, 5-4
 4/29 ... at Oklahoma State L, 3-0/L, 6-4
4/30 .. No. 4 OKLAHOMA L, 6-2
5/2 UTEP* W, 12-4 (6)/W, 9-3
5/3 UTEP* W, 14-6 (6)
 5/7 vs. FAU& L, 5-0

Caps indicates home game
 * - Conference USA game
 ! North Texas Invitational
 # ASU Littlewood Classic
 \$ Baylor Invitational
 % Tulsa Invitational
 ^ Scrap Yard Sports Division I Exhibition
 & Conference USA Tournament (Miami, FL)

2016 (Overall: 22-33, 5-19 Conference USA)

2/12 ... at No. 13 Arizona!	L, 9-1
2/12 ... vs. Nebraska-Omaha!	W, 11-3
2/13 ... vs. UC Santa Barbara!	L, 6-3
2/13 ... vs. Southern Utah!	W, 6-5
2/14 ... vs. Purdue!	L, 6-1
2/19 ... vs. Northwestern State#	W, 9-5
2/19 ... vs. Liberty#	L, 1-0
2/20 ... at No. 21 Baylor#	W, 7-5
2/20 ... vs. Liberty#	W, 1-0
2/21 ... at No. 21 Baylor#	W, 7-6
2/27 .. SAM HOUSTON STATES\$	W, 5-2
2/27 .. CREIGHTON\$	W, 11-1
2/28 .. CREIGHTON\$	L, 5-4
2/28 .. SAM HOUSTON STATES\$	L, 5-4
3/4 UT MARTIN%	W, 8-4
3/5 NICHOLLS STATE%	W, 2-1
3/5 UT MARTIN%	W, 5-3
3/6 NICHOLLS STATE%	W, 3-2
3/6 HOUSTON BAPTIST%	W, 15-1
3/12 ... at UTSA*	L, 3-2/L, 8-6
3/13 ... at UTSA*	L, 5-1
3/15 ... at Incarnate Word	W, 10-2
3/19 .. MARSHALL*	L, 4-1/W, 7-1
3/20 .. MARSHALL*	L, 9-5
3/22 ... at Stephen F. Austin	W, 3-2
3/25 ... at WKU*	L, 6-3/W, 9-4
3/25 ... at WKU*	W, 9-6
3/30 ... at No. 19 Baylor	L, 2-0
4/2 FIU*	L, 3-1/L, 6-0
4/3 FIU*	L, 12-3
4/6 UT ARLINGTON	W, 1-0
4/8 ... at Kansas&	L, 1-0
4/9 ... vs. Georgia Tech&	L, 8-4
4/9 ... at Kansas&	L, 12-2
4/10 ... vs. Georgia Tech&	W, 10-2
4/13 ... at No. 12 Oklahoma	L, 6-1
4/16 ... at Southern Miss*	L, 4-0/L, 3-0
4/17 ... at Southern Miss*	L, 3-2
4/23 .. LA TECH*	L, 12-0/L, 5-2
4/24 .. LA TECH*	L, 9-3
4/27 .. TEXAS TECH	L, 8-5/L, 4-2
4/30 ... at UTEP*	L, 8-4/L, 5-4
5/1 ... at UTEP*	L, 6-3
5/4 ... at Texas	L, 4-2

2017 (Overall: 25-31, 11-13 Conference USA)

2/11 .. vs. ARKANSAS!	L, 11-0 (5)
2/11 .. vs. UMASS-LOWELL!	L, 8-6 (8)
2/12 .. vs. UMASS-LOWELL!	W, 6-0
2/12 .. vs. UMASS-LOWELL!	L, 7-0
2/17 ... vs. Lamar#	W, 6-3
2/17 ... vs. Grand Canyon#	L, 7-3
2/18 ... vs. Lamar#	W, 2-1
2/18 ... vs. Grand Canyon#	L, 9-3
2/19 ... at No. 23 Baylor#	W, 3-2 (8)
2/24 ... at UNC-Wilmington\$	L, 5-0
2/24 ... vs. Appalachian State\$	W, 1-0
2/25 ... vs. Maryland-Baltimore County\$	W, 6-2
2/25 ... vs. Appalachian State\$	W, 7-3
2/26 ... at UNC-Wilmington\$	L, 7-2
3/1 vs. SAINT FRANCIS W, 2-0/L 11-2 (6)	
3/3 ... vs. Wichita State&	W, 7-2
3/4 ... vs. Wichita State&	W, 14-10
3/4 ... at Texas Tech&	L, 6-5
3/5 ... at Texas Tech&	W, 12-11
3/11 .. vs. UTEP*	W, 2-0/8-6
3/12 .. vs. UTEP*	W, 9-1 (6)
3/15 .. vs. OKLAHOMA STATE	L, 10-2
3/18 ... at FIU*	L, 8-3, 2-1
3/19 ... at FIU*	L, 1-0
3/25 .. vs. UTSA*	W, 6-5/ W, 1-0
3/26 .. vs. UTSA*	W, 7-4
3/29 ... at UT-Arlington	W, 3-2
4/1 ... at Charlotte*	L, 10-0 (5), L, 8-3
4/2 ... at Charlotte*	L, 8-6

4/5 vs. STEPHEN F. AUSTIN	W, 6-1
4/8 vs. SOUTHERN MISS*W, 8-6 (9), L, 4-1	
4/9 vs. SOUTHERN MISS*	W, 9-6
4/12 ... at Oklahoma State	L, 13-1 (5)
4/14 ... at UAB*	L, 3-2/ L, 2-1
4/15 ... at UAB*	W, 1-0
4/18 ... at No. 8 Oklahoma	L, 8-0 (6)
4/19 ... at Abilene Christian	L, 6-2
4/22 .. vs. FLORIDA ATLANTIC*L, 3-1/ W, 3-2	
4/23 .. vs. FLORIDA ATLANTIC*	W, 2-0
4/26 ... at Texas	L, 6-0
4/29 ... at LA Tech*	L, 5-3
4/30 ... at LA Tech*	L, 6-4/ L, 5-1
5/5 ... at No. 1 Florida^	L, 8-0 (6)
5/6 ... at No. 1 Florida^	L, 9-0 (5)
5/6 ... vs. Florida A&M^	W, 6-2
5/7 ... at No. 1 Florida^	L, 8-1
5/10 ... vs. Charlotte%	L, 4-2

Caps indicates home game

* Conference USA game

North Texas Invitational

! Getteman Classic

\$ UNC-Wilmington Tournament

& Texas Tech Invitational

^ Florida Tournament

% Conference USA Tournament

2018 (Overall: 25-27, 11-12 Conference USA)

2/8 ... at ULM !	L, 12-10
2/8 ... vs. Central Arkansas !	L, 5-4
2/9 ... vs. UT Martin !	W, 5-2
2/16 ... vs. Bowling Green #	L, 3-2 (9)
2/16 ... vs. Rhode Island #	W, 7-5
2/17 ... vs. Mount St. Mary's #	W, 6-2
2/18 ... at Elon #	L, 6-1
2/24 .. vs. PRAIRIE VIEW A&M %	W, 7-0
2/24 .. vs. GRAMBLING %	W, 3-1
2/25 .. vs. GRAMBLING %	W, 14-3 (5)
2/25 .. vs. PRAIRIE VIEW A&M %	W, 3-2
3/2 vs. TULSA ^	L, 4-3 (8)
3/3 vs. UT ARLINGTON ^	L, 10-0 (6)
3/3 vs. NICHOLLS ^	L, 6-1
3/4 vs. NICHOLLS ^	L, 10-7
3/4 vs. UT ARLINGTON ^	W, 9-8 (8)
3/10 .. vs. CHARLOTTE*	W, 1-0/L, 7-4
3/11 .. vs. CHARLOTTE*	L, 4-0
3/13 .. vs. PACIFIC	L, 10-4
3/13 .. vs. UCONN	L, 2-1
3/14 .. vs. IOWA STATE	L, 7-3/W, 9-6
3/17 ... at UT San Antonio*	W, 4-2/L, 9-6
3/18 ... at UT San Antonio*	W, 2-1
3/20 ... at #12 Baylor	L, 2-0
3/24 .. vs. LA TECH*	W, 6-2/W, 4-3
3/25 .. vs. LA TECH*	W, 9-7
3/28 .. vs. TEXAS SOUTHERN	W, 7-0
3/30 ... at FAU*	W, 1-0/L, 12-4 (6)
3/31 ... at FAU*	W, 2-1
4/4 vs. SAM HOUSTON STATE	L, 4-3
4/7 ... at Mississippi Valley	W, 11-0 (5)
4/8 ... at Mississippi Valley	W, 9-0 (6)/W, 7-4
4/11 .. vs. HOUSTON BAPTIST	W, 9-5
4/14 ... at UTEP*	L, 11-8/L, 11-5
4/15 ... at UTEP*	L, 4-3
4/18 .. vs. ABILENE CHRISTIAN	L, 3-1
4/22 .. vs. FIU*	L, 6-0/L, 8-3
4/28 ... at Southern Miss*	L, 2-0/W, 8-1
4/29 ... at Southern Miss*	W, 2-0
5/5 vs. UAB*	W, 2-0/L, 2-1
5/6 vs. UAB*	L, 6-0
5/9 ... vs. Middle Tennessee \$	L, 1-0

Caps indicates home game

* Conference USA game

! Mardi Gras Classic

Elon Softball Classic
 % Schutt Invitational
 ^ North Texas Invitational
 \$ Conference USA Tournament

2019 (Overall: 35-19, 19-5 Conference USA)

2/8 ... vs. Northern Colorado!	W, 9-0
2/8 ... vs. California Baptist!	W, 8-7
2/9 ... at Texas A&M!	W, 10-2
2/9 ... vs. California Baptist!	L, 6-5
2/10 ... vs. Northern Colorado!	W, 8-2
2/15 .. vs. ARKANSAS-PINE BLUFF#	W, 9-1
2/16 .. vs. SETON HALL#	W, 14-2
2/16 .. vs. CREIGHTON#	W, 7-3
2/17 .. vs. NORTHWESTERN STATE#	W, 6-0
2/22 ... vs. Kent State\$	L, 6-0
2/22 ... at Baylor\$	L, 5-2
2/23 ... vs. Louisiana-Lafayette\$	L, 10-2
2/23 ... vs. Louisiana-Lafayette\$	W, 5-1
2/24 ... vs. Kent State\$	W, 9-0
2/27 ... at UT-Arlington	L, 13-10
3/1 ... vs. UT-Arlington%	L, 12-7
3/1 ... at Texas Tech%	L, 6-1
3/2 ... vs. UT-Arlington%	W, 5-1
3/2 ... at Texas Tech%	L, 8-1
3/9 vs. SOUTHERN MISS*	W, 7-5
3/9 vs. SOUTHERN MISS*	W, 4-3
3/10 .. vs. SOUTHERN MISS*	L, 7-3
3/16 .. vs. UTEP*	W, 10-2
3/16 .. vs. UTEP*	W, 5-1
3/17 .. vs. UTEP*	W, 3-1
3/20 ... at #2 Oklahoma	L, 8-0
3/23 ... at Louisiana Tech*	W, 10-9
3/23 ... at Louisiana Tech*	L, 4-2
3/24 ... at Louisiana Tech*	W, 5-2
3/26 ... at Abilene Christian	L, 9-1
3/30 ... at Florida International*	W, 7-0
3/30 ... at Florida International*	W, 3-0
3/31 ... at Florida International*	W, 13-4
4/3 ... at Sam Houston State	W, 2-0
4/5 vs. SAINT MARY'S	W, 8-0
4/7 vs. SAINT MARY'S	W, 9-2
4/7 vs. SAINT MARY'S	W, 14-7
4/9 ... at Houston Baptist	L, 8-6
4/13 ... at Western Kentucky*	W, 8-2
4/13 ... at Western Kentucky*	L, 3-1
4/14 ... at Western Kentucky*	L, 8-0
4/19 .. vs. UTSA*	W, 3-0
4/19 .. vs. UTSA*	W, 4-3
4/20 .. vs. UTSA*	W, 9-1
4/24 ... at Oklahoma State	L, 6-0
4/27 ... at UAB*	W, 3-1
4/27 ... at UAB*	W, 3-1
4/28 ... at UAB*	W, 5-1
5/4 vs. MIDDLE TENNESSEE*	W, 1-0
5/4 vs. MIDDLE TENNESSEE*	L, 4-2
5/5 vs. MIDDLE TENNESSEE*	W, 6-2
5/9 ... vs. Marshall^	L, 1-0
5/10 ... vs. Middle Tennessee	W, 4-2
5/10 ... vs. Marshall*	L, 1-0

Caps indicates home game

* Conference USA Game

! Texas A&M Tournament

Mean Green Classic

\$ Baylor Invitational

% Texas Tech Invitational

^ Conference USA Tournament

2020 (Overall: 19-5, 2-1 Conference USA)

2/7 ... vs. Prairie View A&M!	W, 4-1
2/7 ... at McNeese State!	L, 7-0
2/8 ... vs. Arkansas - Pine Bluff!	W, 15-4

2/8at No. 8 Louisiana-Lafayette! W, 2-1
 2/9at McNeese State! W, 3-0
 2/14 ...CREIGHTON# W, 2-1
 2/15 ...ABILENE CHRISTIAN# W, 6-0
 2/15 ...MISSOURI STATE# W, 2-1
 2/16 ...TENNESSEE MARTIN# W, 2-1
 2/19 ...at No. 4 Texas L, 3-2
 2/21 ...at Texas A&M-Corpus Christi\$ W, 3-0
 2/21 ...vs. Texas Southern\$ W, 8-1
 2/22 ...vs. Texas Southern\$ W, 6-1
 2/22 ...at Texas A&M-Corpus Christi\$ W, 7-1
 2/25 ...UT Arlington W, 10-1
 2/28 ...vs. RV Northwestern% L, 8-1
 2/28 ...vs. Abilene Christian% W, 5-2
 2/29 ...at No. 5 Oklahoma% W, 4-3
 2/29 ...at No. 5 Oklahoma% L, 15-8
 3/1vs. Abilene Christian% W, 11-3
 3/6at UTSA* W, 6-2
 3/7at UTSA* L, 9-1
 3/8at UTSA* W, 11-3
 3/9at Incarnate Word W, 11-4

Caps indicates home game

* Conference USA Game

! Cowgirl/Louisiana Classics

North Texas Invitational

\$ Islander Invitational

% Courtyard Marriott Tournament

All-Time Conf. Tournament Results

Conference USA (2014-present)

2014 (Boca Raton, FL) 1-1

North Texas 5, Florida Atlantic 1
 Tulsa 7, North Texas 1

2015 (Miami, FL) 0-1

Florida Atlantic 5, North Texas 0

2017 (Hattiesburg, MS) 0-1

Charlotte 4, North Texas 2

2018 (Charlotte, N.C.) 0-1

Middle Tennessee 1, North Texas 0

2019 (Birmingham, AL) 1-2

Marshall 1, North Texas 0
 North Texas 4, Middle Tennessee 2
 Marshall 1, North Texas 0

Sun Belt Conference (2004-2013)

2004 (Lafayette, LA) 1-2

North Texas 2, Western Kentucky 0
 Louisiana 7, North Texas 0
 New Mexico State 4, North Texas 2

2005 (Bowling Green, KY) 2-2

North Texas 2, New Mexico State 0
 Louisiana 4, North Texas 2
 North Texas 5, Middle Tennessee 3
 New Mexico State 3, North Texas 0

2006 (Miami, FL) 2-2

North Texas 4, Western Kentucky 2
 FIU 4, North Texas 2
 North Texas 4, Western Kentucky 3
 Troy 9, North Texas 0

2007 (Murfreesboro, TN) 1-2

North Texas 6, Louisiana 5
 Troy 7, North Texas 2
 Western Kentucky 5, North Texas 0

2008 (Troy, AL) 2-2

Troy 4, North Texas 3
 North Texas 4, Florida Atlantic 3
 North Texas 4, Troy 3 (13 innings)
 Louisiana Monroe 5, North Texas 1

2009 (Denton, TX) 0-2

Florida Atlantic 8, North Texas 0
 Louisiana 8, North Texas 3

2010 (Mobile, AL) 2-2

Troy 8, North Texas 0
 North Texas 2, FIU 1
 North Texas 5, Florida Atlantic 1
 Troy 2, North Texas 1

2012 (Boca Raton, FL) 2-2

Western Kentucky 3, North Texas 1
 North Texas 3, Florida Atlantic 0
 North Texas 8, FIU 0 (5 innings)
 Louisiana 5, North Texas 1

The Last Time a Mean Green Player

Homered Leading off a Game:

Tuesday DerMargosian at Tarleton St., 4/21/21

Hit Two Home Runs in a Game:

Mikayla Smith vs. UAB, 4/3/21

Hit Three Home Runs in a Game:

Hanna Rebar at Louisiana Tech, 3/13/19

Hit a Grand Slam:

Rayna Lewis vs. UIW, 2/26/21

Hit an Inside-The-Park Home Run:

Karly Williams vs Troy, 3/16/20

Hit a Pinch-Hit Home Run:

Lexi Cobb vs. UTSA, 4/30/21

Hit a Home Run In First At-Bat of Season:

Tayla Evans, vs Prairie View A&M, 2/7/20

Hit a Game-Winning Home Run:

Kourtney Williams at Louisiana, 2/8/20

Had Four Hits in a Game:

Tuesday DerMargosian at ACU, 3/30/21

Had Five Hits in a Game:

Tuesday DerMargosian at ACU, 3/30/21

Threw a No-Hitter:

Hope Trautwein at Arkansas PB, 4/11/21

Had 10-Plus Strikeouts in a Game:

Hope Trautwein at Louisiana Tech, 5/7/21

Had 15-Plus Strikeouts in a Game:

Hope Trautwein at Louisiana Tech, 5/7/21

Had 20-Plus Strikeouts in a Game:

Hope Trautwein at Arkansas PB, 4/11/21

Year-By-Year Records by Head Coach

Year	Head Coach	Overall	Pct.	Conf.	Pct.	Postseason Tournaments
2004	Stacey Segal*	22-57	.278	6-14	.300	Sun Belt Tournament (1-2)
2005	Kelly Burns	15-38	.283	6-14	.300	Sun Belt Tournament (2-2)
2006	Kelly Burns	22-38	.366	3-12	.200	Sun Belt Tournament (2-2)
2007	Kelly Burns	22-36	.379	10-14	.416	Sun Belt Tournament (1-2)
2008	T.J. Hubbard	27-33	.450	9-15	.375	Sun Belt Tournament (2-2)
2009	T.J. Hubbard	26-28	.481	11-12	.478	Sun Belt Tournament (0-2)
2010	T.J. Hubbard	29-20	.591	12-9	.571	Sun Belt Tournament (2-2)
2011	T.J. Hubbard	22-30	.423	7-16	.304	None
2012	T.J. Hubbard	28-26-1	.518	13-10-1	.562	Sun Belt Tournament (2-2)
2013	T.J. Hubbard	29-24	.571	12-9	.571	Sun Belt Tournament (2-2)
2014	Tracey Kee	31-22	.584	14-9	.608	C-USA Tournament (1-1)
2015	Tracey Kee	19-31	.380	11-12	.478	C-USA Tournament (0-1)
2016	Tracey Kee	22-33	.400	5-19	.208	None
2017	Tracey Kee	25-31	.446	11-13	.458	C-USA Tournament (0-1)
2018	Tracey Kee	25-27	.481	11-12	.478	C-USA Tournament (0-1)
2019	Rodney DeLong	35-19	.648	19-5	.792	C-USA Tournament (1-2)
2020	Rodney DeLong	19-5	.792	2-1	.667	None^
2021	Rodney DeLong	38-12	.760	18-2	.900	C-USA Tournament (1-2)
Total (18 seasons):		456-510-1	.472	180-198-1	.476	15 (17-26)

^ - The 2020 season was canceled on March 13 due to the COVID-19 Pandemic

All-Time Records by Head Coach

Head Coach	Years	Record	Pct.
Stacey Segal	1	22-57*	.258
Kelly Burns	3	59-112	.345
T.J. Hubbard	6	161-161-1	.500
Tracey Kee	5	122-144	.459
Rodney DeLong	3	92-36	.719

Single-Game Batting Records

Category	Individual Record	Team Record
At-Bats	6, MR* Brooke Foster vs. Louisiana (3/10/12)	44, vs. Cal State Bakersfield (2/10/11)
Runs Scored	4, Kat Strunk vs. UTEP (5/2/12)	18, vs. Prairie View A&M (2/21/14)
Hits	5, Tuesday DerMargosian at Abilene Christian (3/30/21)	18, vs. Middle Tennessee (4/5/08)
Runs Batted In	8, Lacy Gregory at Louisiana-Monroe (2/8/18)	17, at Stephen F. Austin (2/22/14)
Doubles	3, Katya Muller vs. Northwestern State (4/2/08)	8, MR vs. Abilene Christian (3/30/21)
Triples	2, Jackie Miller vs. Middle Tennessee (3/9/14)	3, vs. Prairie View A&M (2/21/14)
Home Runs	3, Hanna Rebar at Louisiana Tech (3/23/19)	6, MR at UTSA (3/8/20)
Total Bases	12, Hanna Rebar at Louisiana Tech (3/23/19)	38, at Houston Baptist (3/6/16)
Walks	4, Ana Vega vs. Auburn (2/6/04)	16, vs. Nicholls State (2/13/21)
Strikeouts	4, MR Mikayla Smith at UTEP (4/16/21)	19, vs. Troy (5/9/08)
Sac Flies	2, MR Sarah Jones vs. Florida Atlantic (3/21/08)	2, MR vs. Arkansas Pine Bluff (4/12/21)
Sac Hits	2, MR Candain Callahan vs. Texas A&M Corpus Christi (3/4/21)	5, vs. Creighton (2/15/09)

Single-Game Pitching Records

Category	Individual Record	Team Record
Innings Pitched	11.2, Kristina Fowler vs. Troy (5/9/08)	13.0, vs. Troy (5/9/08)
Strikeouts	21, MR Hope Trautwein at Arkansas Pine Bluff (4/11/21)	21, MR at Arkansas Pine Bluff (4/11/21)
Most Hits Allowed	16, MR Madison Thompson vs. Houston (3/1/15)	17, vs. Marshall (3/20/16)
Most Runs Allowed	15, Madison Thompson vs. Houston (3/1/15)	21, vs. Louisiana (4/23/16)
Most Walks Allowed	9, Ashley Lail vs. Louisiana Monroe (3/7/09)	10, at FIU (4/26/14)

Single-Game Fielding Records

Category	Individual Record	Team Record
Putouts	21, MR Ashlyn Walker at Arkansas Pine Bluff (4/11/21)	39, vs. Troy (5/9/08)
Assists	9, Brooke Foster vs. Louisiana (3/12/11)	19, vs. Louisiana (3/12/11)
Errors	3, MR Tayla Evans at McNeese State (2/7/20)	7, at Texas State (4/11/12)

* - MR stands for Most Recently

All-Time Conference Awards

Year	Player, POS	Team
<i>Sun Belt Conference</i>		
2004	Stephanie Cranmer, OF	First
	Katy Maxey, DP	Second
2005	Stephanie Cranmer, OF	Second
2006	Susan Waters, IF	First
2007	Susan Waters, IF	First
	Kataya Muller, IF	First
2008	Mallory Cantler, IF	First
	Kataya Muller, IF	First
2009	Mallory Cantler, IF	First
	Mariza Martinez, OF	Second
2010	Mallory Cantler, IF	First
	Mariza Martinez, OF	Second
	Ashley Lail, P	Second
2011	Mallory Cantler, IF	Second
	Brooke Foster, IF	Second
2012	Maddelyn Fraley, DP	First
2013	Brooke Foster, IF	Second
	Ashley Kirk, P	Second
	Taylor Schoblocher, DP	Second
<i>Conference USA</i>		
2014	Brooke Foster, IF	Second
	Kat Strunk, OF	Second
	Spencer Ferrell, UT	Second
	Ashley Kirk, P	Second
2015	Kat Strunk, OF	First
2016	Kelli Schkade, IF	First
2017	Kelli Schkade, IF	First
	Lacy Gregory, DP	Freshman
	Lindsay Gregory, IF	Freshman
2018	Katie Clark, OF	Second
	Lacy Gregory, IF	Second
	Hope Trautwein, P	Second
2019	Katie Clark, OF	First
	Hope Trautwein, P	First
	Harley Perella, IF	Second
	Tayla Evans, IF	Freshman
2020	Katie Clark, OF	Preseason
	Lacy Gregory, IF	Preseason
	Hope Trautwein, P	Preseason
2021	Tuesday DerMargosian, OF	First
	Hope Trautwein, P	First
	Janie Worthington, P	First
	Ashlyn Walker, C	Second
	Kailey Gamble, IF	Second
	GiGi Wall, P	Second
	Janie Worthington, P	Freshman
	Maia Wark, OF	Freshman
	Ashlyn Walker, C	Freshman

All-Time Conference Superlatives

Year	Player, POS	Award
<i>Conference USA</i>		
2014	Kat Strunk, OF	Newcomer of the Year
2018	Katie Clark, OF	Newcomer of the Year
2019	Rodney DeLong	Coach of the Year
2020	Hope Trautwein, P	Preseason Pitcher of the Year
2021	Hope Trautwein, P	Pitcher of the Year
	Janie Worthington, P	Freshman of the Year
	Tuesday DerMargosian, OF	Newcomer of the Year
	Rodney DeLong	Coach of the Year

All-Time NFCA All-Region Selections

Year	Player, POS	Region	Team
2009	Mariza Martinez, OF	Central	First
2015	Taylor Schoblocher, OF	South	Third
2017	Kelli Schkade, IF	South	Third
2019	Lacy Gregory, IF	South	Second
2021	Hope Trautwein	South	First
	Tuesday DerMargosian	South	Second

All-Time Conference Tournament Selections

Year	Player, POS	Conference
2004	Katy Maxey, P/DP	Sun Belt
2005	Stephanie Cranmer, OF	Sun Belt
2006	Kristina Fowler, DP/P	Sun Belt

	Katya Muller, IF	Sun Belt
2008	Mallory Cantler, IF	Sun Belt
2010	Kayla Lawson, P	Sun Belt
2012	Ashley Kirk, P	Sun Belt
2013	Brooke Foster, IF	Sun Belt
2014	Brooke Foster, IF	Conference USA
2019	Lacy Gregory, IF	Conference USA
2021	Ashlyn Walker, IF	Conference USA

All-Time Players of the Week**ASA/USA National Player of the Week**

2015	Taylor Schoblocher, DP	Feb. 10
------	------------------------	---------

NFCA Pitcher of the Week

2021	Hope Trautwein	April 13
------	----------------	----------

Pitcher of the Week

Year	Player	Date
<i>Sun Belt Conference</i>		
2004	Katy Maxey	March 29
2006	Kristina Fowler	March 7
2009	Ashley Lail	April 13
2011	Ashley Kirk	March 7
2012	Ashley Kirk	February 20
2013	Ashley Kirk	March 3
2013	Ashley Kirk	April 28
<i>Conference USA</i>		
2014	Ashley Kirk	February 24
	Lauren Poole	March 24
2016	Stacey Underwood	May 9
2017	Stacey Underwood	March 6
2018	Maria Priest	March 26
	Hope Trautwein	April 30
2019	Hope Trautwein	February 18 and 25
2020	Hope Trautwein	February 10, 24 and March 2
2021	Hope Trautwein	Feb. 15, April 12, 26, May 3

Player of the Week

Year	Player	Date
<i>Sun Belt Conference</i>		
2005	Stephanie Cranmer	February 28
	Susan Waters	March 7
2006	Susan Waters	March 14
2007	Susan Waters	April 2
2008	Rebecca Waters	March 24
2009	Mallory Cantler	March 3 and 23
2010	Mariza Martinez	April 5
2012	Caitlin Grimes	March 5
2012	Maddelyn Fraley	April 16
2013	Jordan Terry	February 10
2013	Jordan Terry	March 3
<i>Conference USA</i>		
2014	Brooke Foster	February 17
	Jackie Miller	March 10
	Brooke Foster	May 5
2015	Taylor Schoblocher	February 9
	Kat Strunk	May 4
2016	Kelli Schkade	Feb. 15 and March 28
2017	Lindsay Gregory	March 6
2018	Lacy Gregory	February 12
2019	Lacy Gregory	March 4

All-Time Academic Awards

<i>ESPN the Magazine Academic All-District</i>		
2006	Susan Waters	First Team
2008	Katya Muller	First Team
2009	Mallory Cantler	Second Team
2010	Mallory Cantler	Second Team
2011	Mallory Cantler	Second Team
<i>NFCA All-America Scholar Athletes</i>		
2012	Ashley Kirk	
	Lauren Poole	
	Madison Thompson	
	Megan Rupp	
	Jessica Shields	
2015	Sarah Barker	
	Mackenzie Grimes	

	Jami Schkade	
	Kelli Schkade	
	Shelbi Smith	
	Madison Thompson	
2016	Makenzi Dawson	
	Jessica Elder	
	Harley Perella	
	Kelli Schkade	
	Bailey Thompson	
	Lauren Miller	
	Karly Williams	
2017	Camille Grahmann	
	Lacy Gregory	
	Nicole Ochotnicki	
	Kelli Schkade	
CoSIDA Academic All-America		
2017	Kelli Schkade	Third Team

All-Time Letterwinners

Marquita Adams	2005
Sarah Barker	2015
Anna Barren	2009-11
Jennifer Beardsley	2012-15
Lauren Bergstrom	2007-08
Tori Bice	2013
Darian Blake	2011-12
Heather Bostic	2004-08
Courtney Bradshaw	2008-11
Renae Bromley	2008-11
Raci Burnett	2004
Candain Callahan	2020-21
Kyleigh Callender	2007-08
Mallory Cantler	2008-11
Brittany Chapman	2004-05
Kalei Christensen	2021
Katie Clark	2018-20
Lexi Cobb	2021
Lauren Craine	2016-17, 20
Stephanie Cranmer	2004-05
Makenzi Dawson	2016
Payton Deaton	2020
Cristina DeLaRosa	2005
Tuesday DerMargosian	2021
Katie Dietrich	2020
Saleen Donohoe	2020
Jessica Elder	2016-17
Tannah Evans	2019
Tayla Evans	2019-21
Spencer Ferrell	2014-15
Brooke Foster	2011-14
Kristina Fowler	2005-08
Maddelyn Fraley	2011-12
Kailey Gamble	2021
Monica Garcia	2004-07

Monique Garcia	2015
Sally Gastelo	2018-19
Hannah Gerecke	2016-19
Jenna Goodrich	2019
Toni Gonzalez	2020
Camille Grahmann	2017-20
Lacy Gregory	2017-20
Lindsay Gregory	2017-18
Danielle Gregory	2016-17
Caitlin Grimes	2009-12
Kenzie Grimes	2014-15
Mandy Hacker	2004-05
Kay Kay Hayter	2016
Tarah Hilton	2020-present
Lesley Hirsch	2010-13
Monica Hirsch	2010-11
Dani Hoff	2012-15
Miranda Holguin	2018, 2020
Lisa Johnson	2009-12
Taylor Johnston	2005-08
Sarah Jones	2006-09
Christen Jonse	2004-07
Maureen Kelley	2004-05
Ashley Kirk	2011-14
McKinna Kinsey	2013
Paige Kisling	2013
Ashley Lail	2007, 09-10
Mallory Land	2014-15
Kayla Lawson	2007-10
Rayna Lewis	2021
Ally Lindsey	2018-19
Jennifer Lynn	2009
Jessica Lynn	2009
Rhyllie Makawe	2016-19
Mariza Martinez	2008-11
Katy Maxey	2004-05
Sarah McGann	2012-14
Amber Miller	2009-10
Jackie Miller	2011-14
Lauren Miller	2016
Amarys Miller-Godsey	2020
Morgan Monte	2005
Anne Morton	2006
Katya Muller	2005-08
Nicole Ochotnicki	2017-20
Angie Palacios	2006-07
Katie Pauley	2005

Harley Perella	2016-19
Kadie Platt	2006-09
Lauren Poole	2011-14
Maria Priest	2018
Molly Rainey	2021
Sam Rea	2018-19
Hanna Rebar	2017-20
Nicole Rodriguez	2004-05
Danielle Rupp	2004-07
Megan Rupp	2009-12
Lyndi Samuelson	2009
Jami Schkade	2015
Kelli Schkade	2015-17
Taylor Schoblocher	2013-15
Sierra Scott	2007-08
Jessica Shields	2009-12
Hayley Siebman	2011
Brittany Simmons	2010-13
Jennifer Smith	2008-09
Mikayla Smith	2021
Shelbie Smith	2014-15
Jordan Strange	2019
Kat Strunk	2014-15
Jordan Terry	2011-14
Madison Tierney	2013-15
Bailey Tindell	2019-20
Ariel Thompson	2020-20
Bailey Thompson	2016-17
Madison Thompson	2012-15
Hope Trautwein	2018-21
Katy Truitt	2021
Stacey Underwood	2015-17
Bri Valdez	2018-21
Ana Vega	2004
Bryana Wade	2013-16
Ashlyn Walker	2021
Maia Wark	2021
Rebecca Waters	2007-10
Susan Waters	2004-07
Kelei Walker	2004-06
Casady Webb	2016
Jonna Williams	2005-08
Karly Williams	2013-16
Kourtney Williams	2018-21
Kenzie Young	2019-20
Meagan Youngman	2020

Current Players in **BOLD**

Single-Season Batting Records**Batting Average (min. 70 at-bats)**

1. Katie Clark (2019)	.404
____ Mallory Cantler (2009)	.404
3. Tuesday DerMargosian (2021)	.397
4. Kelli Schkade (2016)	.393
5. Taylor Schoblocher (2015)	.389
6. Brooke Foster (2013)	.377
7. Katie Clark (2018)	.375
8. Mallory Cantler (2008)	.374
9. Katie Clark (2020)	.364
10. Kat Strunk (2015)	.359

On-Base Percentage (min. 70 at-bats)

1. Taylor Schoblocher (2015)	.477
2. Kelli Schkade (2016)	.471
3. Mallory Cantler (2009)	.456
4. Jenna Goodrich (2019)	.447
5. Tuesday DerMargosian (2021)	.442
____ Lisa Johnson (2010)	.442
7. Katie Clark (2019)	.440
8. Rebecca Waters (2008)	.439
9. Mallory Cantler (2010)	.436
10. Danielle Hoff (2014)	.434

Slugging Percentage (min. 70 at-bats)

1. Taylor Schoblocher (2015)	.833
2. Susan Waters (2006)	.720
3. Kelli Schkade (2016)	.713
4. Susan Waters (2007)	.707
5. Kat Strunk (2015)	.680
6. Mallory Cantler (2009)	.649
7. Brooke Foster (2014)	.641
8. Lisa Johnson (2010)	.634
9. Tayla Evans (2020)	.629
10. Lacy Gregory (2018)	.625

At-Bats

1. Stephanie Cranmer (2004)	230
2. Katy Maxey (2004)	227
3. Heather Bostic (2004)	215
4. Susan Waters (2004)	211
5. Kelei Walker (2004)	210
6. Katya Muller (2006)	208
7. Katya Muller (2008)	205
8. Brittney Chapman (2004)	197
9. Mallory Cantler (2008)	190
10. Brooke Foster (2012)	188

Hits

1. Mallory Cantler (2008)	71
2. Kelli Schkade (2016)	70
3. Katya Muller (2006)	69
4. Brooke Foster (2013)	66
____ Stephanie Cranmer (2004)	66
6. Kelli Schkade (2017)	64
7. Katya Muller (2007)	63
8. Brooke Foster (2014)	62
9. Danielle Hoff (2014)	61
____ Katya Muller (2008)	61

Runs Scored

1. Kelli Schkade (2016)	52
2. Brooke Foster (2014)	46
3. Susan Waters (2007)	45
4. Harley Perella (2019)	44
5. Mariza Martinez (2008)	42
6. Kelli Schkade (2017)	41
7. Katya Muller (2008)	40
8. Lisa Martinez (2012)	39
9. Susan Waters (2006)	36
10. Katya Muller (2006)	35

Doubles

1. Mallory Cantler (2008)	16
____ Kelli Schkade (2016)	16
3. Lacy Gregory (2019)	14
____ Susan Waters (2006)	14
5. Danielle Hoff (2014)	13
____ Danielle Hoff (2013)	13
____ Mallory Cantler (2009)	13
____ Katya Muller (2007)	13
9. Katie Clark (2019)	12
10. Tayla Evans (2021)	11
____ Lacy Gregory (2018)	11
____ Lacy Gregory (2017)	11
____ Karly Williams (2016)	11
____ Jordan Terry (2014)	11
____ Mariza Martines (2010)	11
____ Katya Muller (2008)	11
____ Sarah Jones (2008)	11
____ Kelei Walker	11

Triples

1. Jackie Miller (2014)	5
2. Susan Waters (2006)	4
3. Katie Clark (2019)	3
____ Taylor Schoblocher (2015)	3
____ Jordan Terry (2014)	3
____ Paige Kisling (2013)	3
____ Brooke Foster (2011)	3
____ Mariza Martinez (2010)	3
____ Katya Muller (2006)	3
____ Katya Muller (2005)	3
____ Kelei Walker (2004)	3

Home Runs

1. Susan Waters (2006)	18
2. Taylor Schoblocher (2015)	17
____ Susan waters (2007)	17
4. Brooke Foster (2014)	15
5. Kelli Schkade (2016)	13
____ Kat Strunk (2015)	13
____ Maddelyn Fraley (2012)	13
8. Taylor Schoblocher (2013)	11
____ Lisa Johnson (2011)	11
____ Mariza Martinez (2009)	11

Runs Batted In

1. Susan Waters (2006)	53
2. Maddelyn Fraley (2012)	47
3. Mallory Cantler (2008)	44
4. Lacy Gregory (2019)	43

5. Kelli Schkade (2016)	42
____ Kat Strunk (2014)	42
____ Taylor Schoblocher (2015)	42
8. Susan Waters (2007)	41
9. Lacy Gregory (2018)	40
____ Kat Strunk (2015)	40

Total Bases

1. Susan Waters (2006)	134
2. Kelli Schkade (2016)	127
3. Taylor Schoblocher (2015)	120
4. Brooke Foster (2014)	118
____ Susan Waters (2007)	118
6. Kelli Schkade (2017)	109
7. Katya Muller (2006)	106
8. Mallory Cantler (2008)	105
9. Kat Strunk (2015)	104
10. Maddelyn Fraley (2012)	101
____ Katya Muller (2007)	101

Walks

1. Lisa Johnson (2012)	36
2. Bryana Wade (2014)	32
3. Lacy Gregory (2019)	31
4. Lisa Johnson (2010)	29
5. Taylor Schoblocher (2014)	26
6. Taylor Schoblocher (2015)	25
____ Lesley Hirsch (2012)	25
8. Danielle Hoff (2014)	24
____ Maddelyn Fraley (2012)	24
10. Kelli Schkade (2016)	23
____ Susan Waters (2007)	23

Stolen Bases

1. Kelli Schkade (2017)	22
2. Katie Clark (2018)	18
3. Makenzie Dawson (2016)	17
____ Kelei Walker (2004)	17
____ Brittney Chapman (2004)	17
6. Kelli Schkade (2016)	16
____ Megan Rupp (2009)	16
____ Mariza Martinez (2009)	16
9. Tuesday DerMargosian (2021)	15
____ Katie Clark (2019)	15
____ Lesley Hirsch (2013)	15

Stolen Base Attempts

1. Kelli Schkade (2017)	24
2. Brittney Chapman (2004)	23
3. Katie Clark (2018)	20
____ Kelei Walker (2004)	20
____ Mariza Martinez (2009)	20
6. Makenzie Dawson (2016)	19
____ Kelli Schkade (2016)	19
8. Tuesday DerMargosian (2021)	18
____ Megan Rupp (2009)	18
9. Lesley Hirsch (2013)	16
10. Katie Clark (2019)	15
____ Brooke Foster (2013)	15

Single-Season Pitching Records**Earned Run Average (min. 50 innings)**

1.	Hope Trautwein (2021)	1.46
3.	Hope Trautwein (2020)	1.64
3.	GiGi Wall (2021)	1.93
4.	Janie Worthington (2021)	1.99
5.	Ashley Lail (2010)	2.06
6.	Hope Trautwein (2019)	2.19
7.	Kayla Lawson (2010)	2.21
8.	Brittany Simmons (2010)	2.28
9.	Ashley Kirk (2013)	2.38
10.	Ashley Kirk (2012)	2.39

Opponent Batting Average (min. 50 innings)

1.	Janie Worthington (2021)	.166
2.	Hope Trautwein (2020)	.170
3.	Hope Trautwein (2021)	.172
4.	Hope Trautwein (2019)	.187
5.	Ashley Kirk (2012)	.198
6.	Ashley Kirk (2013)	.203
7.	Ashley Kirk (2014)	.212
8.	Kayla Lawson (2010)	.213
9.	GiGi Wall (2021)	.220
10.	Ashley Lail (2009)	.225

Walks / 7 IP (min. 50 innings)

1.	Bailey Tindell (2019)	1.07
2.	Katy Maxey (2005)	1.61
3.	Jessica Elder (2016)	1.75
4.	Katy Maxey (2004)	1.76
5.	Lauren Craine (2016)	1.79
6.	Mandy Hacker (2005)	1.92
7.	Kristina Fowler (2008)	1.98
8.	Kristina Fowler (2005)	2.00
9.	Hope Trautwein (2018)	2.10
10.	Stacey Underwood (2106)	2.21

Strikeouts / 7 IP (min. 50 innings)

1.	Hope Trautwein (2020)	10.46
2.	Ashley Kirk (2014)	8.49
3.	Ashley Kirk (2013)	8.14
4.	Ashley Kirk (2014)	8.00
5.	Ashley Kirk (2012)	7.36
6.	Hope Trautwein (2018)	6.42
7.	Hope Trautwein (2019)	5.80
8.	Kayla Lawson (2008)	4.92
9.	Kristin Fowler (2005)	4.86
10.	Kristin Fowler (2008)	4.80

Wins

1.	Hope Trautwein (2019)	22
—	Ashley Kirk (2014)	22
3.	Kristina Fowler (2016)	19
4.	Katy Maxey (2004)	16
5.	Hope Trautwein (2018)	15
—	Ashley Kirk (2013)	15
7.	Jessica Elder (2016)	14
8.	Hope Trautwein (2021)	13
—	GiGi Wall (2021)	13
—	Ashley Lail (2012)	13
—	Ashley Lail (2010)	13
10.	Stacey Underwood (2017)	12

Saves

1.	Hope Trautwein (2021)	7
2.	Hope Trautwein (2019)	4
3.	Kenzie Grimes (2015)	3
—	Brittany Simmons (2013)	3
5.	Ariel Thompson (2020)	2
—	Hope Trautwein (2020)	2
—	Hope Trautwein (2018)	2
—	Maria Priest (2018)	2
—	Stacey Underwood (2017)	2
—	Monique Garcia (2015)	2
—	Kenzie Grimes (2014)	2
—	Lauren Poole (2013)	2
—	Brittany Simmons (2012)	2
—	Ashley Lail (2010)	2

Appearances

1.	Katy Maxey (2004)	62
2.	Kristina Fowler (2006)	51
3.	Ashley Lail (2007)	45
4.	Hope Trautwein (2019)	44
—	Mandy Hacker (2005)	44
6.	Hope Trautwein (2018)	41
7.	Jessica Elder (2016)	39
—	Brittany Simmons (2012)	39
—	Kristina Fowler (2005)	39
10.	Stacey Underwood (2017)	38
—	Brittany Simmons (2011)	38

Games Started

1.	Katy Maxey (2004)	43
2.	Ashley Kirk (2014)	33
3.	Mandy Hacker (2004)	32
4.	Kristina Fowler (2005)	31
—	Kristina Fowler (2006)	31
6.	Ashley Lail (2007)	30
7.	Hope Trautwein (2018)	29
—	Stacey Underwood (2017)	29
—	Brittany Simmons (2011)	29
10.	Hope Trautwein (2019)	28

Complete Games

1.	Katy Maxey (2004)	26
2.	Kristina Fowler (2005)	21
—	Kristina Fowler (2006)	21
4.	Ashley Lail (2007)	19
5.	Ashley Lail (2009)	19
6.	Ashley Lail (2009)	18
7.	Hope Trautwein (2019)	17
—	Ashley Kirk (2013)	17
9.	Hope Trautwein (2018)	16
—	Brittany Simmons (2011)	16

Innings Pitched

1.	Katy Maxey (2004)	306.1
2.	Kristina Fowler (2006)	238.0
3.	Hope Trautwein (2019)	204.1
4.	Kristina Fowler (2005)	196.0
5.	Ashley Lail (2007)	189.1
6.	Ashley Kirk (2014)	187.2
7.	Brittany Simmons (2011)	187.1
8.	Hope Trautwein (2018)	183.2
9.	Stacey Underwood (2017)	168.1
10.	Jessica Elder (2016)	164.0

Strikeouts

1.	Hope Trautwein (2021)	235
2.	Ashley Kirk (2014)	214
3.	Ashley Kirk (2013)	177
4.	Hope Trautwein (2019)	169
5.	Hope Trautwein (2018)	168
6.	Ashley Kirk (2012)	163
7.	Ashley Kirk (2011)	158
8.	Kristina Fowler (2006)	145
9.	Kristina Fowler (2005)	136
10.	Hope Trautwein (2020)	121

Single-Season Fielding Records**Fielding Percentage (min. 100 chances)**

1.	Nicole Ochotnicki (2010)	1.000
2.	Ashlyn Walker (2021)	.997
3.	Danielle Hoff (2004)	.997
—	Mallory Cantler (2011)	.997
5.	Heather Bostic (2005)	.996
—	Courtney Bradshaw (2008)	.996
7.	Bryana Wade (2013)	.995
8.	Christen Jonse (2005)	.994
—	Mallory Cantler (2008)	.994
10.	Kat Strunk (2015)	.992

Putouts

1.	Heather Bostic (2004)	518
2.	Mallory Cantler (2010)	379
3.	Heather Bostic (2006)	374
4.	Ashlyn Walker (2021)	337
5.	Rhylie Makawe (2013)	330
6.	Mallory Cantler (2008)	317
7.	Mallory Cantler (2011)	309
8.	Tayla Evans (2019)	307
9.	Mallory Cantler (2009)	304
10.	Danielle Hoff (2015)	297

Assists

1.	Brittany Chapman (2004)	165
2.	Susan Waters (2004)	150
3.	Katya Muller (2008)	149
4.	Susan Waters (2006)	124
5.	Rebecca Waters (2010)	123
6.	Rebecca Waters (2009)	118
7.	Katya Muller (2007)	115
8.	Harley Perella (2019)	107
9.	Lacy Gregory (2019)	103
10.	Kelli Schkade (2016)	100

Career Batting Records**Batting Average (min. 200 at-bats)**

1. Katie Clark ('18-'20)	.384
2. Mallory Cantler ('08-'11)	.359
3. Kat Strunk ('14-'15)	.336
4. Kelli Schkade ('15-'17)	.334
5. Brooke Foster ('11-'14)	.330
6. Lacy Gregory ('17-'20)	.316
7. Mariza Martinez ('08-'11)	.313
8. Tayla Evans ('19-present)	.310
9. Taylor Schoblocher ('13-'15)	.309
10. Danielle Hoff ('12-'15)	.305

On-Base Percentage (min. 200 at-bats)

1. Mallory Cantler ('08-'11)	.423
2. Katie Clark ('18-'20)	.419
3. Kat Strunk ('14-'15)	.413
4. Tayla Evans ('19-present)	.410
5. Kelli Schkade ('15-'17)	.409
6. Taylor Schoblocher ('13-'15)	.401
7. Lacy Gregory ('17-'20)	.393
8. Lisa Johnson ('09-'12)	.383
9. Rhylie Makawe ('16-'19)	.381
10. Bryana Wade ('13-'16)	.378

Slugging Percentage (min. 200 at-bats)

1. Taylor Schoblocher ('13-'15)	.611
2. Kat Strunk ('14-'15)	.601
3. Tayla Evans ('19-present)	.569
4. Mallory Cantler ('08-'11)	.564
5. Katie Clark ('18-'20)	.551
6. Kelli Schkade ('15-'18)	.548
Susan Waters ('04-'07)	.548
8. Mariza Martinez ('08-'11)	.536
9. Lacy Gregory ('17-'20)	.532
10. Brooke Foster ('11-'14)	.529

At-Bats

1. Katya Muller ('05-'08)	755
2. Susan Waters ('04-'07)	717
3. Brooke Foster ('11-'14)	681
4. Mariza Martinez ('08-'11)	670
5. Mallory Cantler ('08-'11)	612
6. Megan Rupp ('09-'12)	598
7. Kristina Fowler ('05-'08)	591
8. Danielle Hoff ('12-'15)	584
9. Lisa Johnson ('09-'12)	579
10. Heather Bostic ('04-'06)	576

Hits

1. Brooke Foster ('11-'14)	225
2. Katya Muller ('05-'08)	222
3. Mallory Cantler ('08-'11)	220
4. Mariza Martinez ('08-'11)	210
5. Susan Waters ('04-'07)	196
6. Danielle Hoff ('12-'15)	178
7. Kelli Schkade ('15-'17)	172

8. Lacy Gregory ('17-'20)	170
9. Harley Perella ('16-'19)	157
10. Lisa Johnson ('09-'12)	156

Runs Scored

1. Brooke Foster ('11-'14)	131
2. Mariza Martinez ('08-'11)	125
3. Kelli Schkade ('15-'17)	124
4. Katya Muller ('05-'08)	122
5. Susan Waters ('04-'07)	116
6. Lisa Johnson ('09-'12)	110
7. Megan Rupp ('09-'12)	93
8. Harley Perella ('16-'19)	90
9. Lesley Hirsch ('10-'13)	88
10. Katie Clark ('18-'20)	83
Taylor Schoblocher ('13-'15)	83

Doubles

1. Mallory Cantler ('08-'11)	44
2. Susan Waters ('04-'07)	42
3. Lacy Gregory ('17-'20)	40
4. Katya Muller ('05-'08)	34
5. Brooke Foster ('11-'14)	33
Mariza Martinez ('08-'11)	33
7. Danielle Hoff ('12-'15)	32
8. Harley Perella ('16-'19)	30
Lisa Johnson ('09-'12)	30
10. Kelli Schkade ('15-'17)	29

Triples

1. Katya Muller ('05-'08)	8
2. Kelli Schkade ('15-'17)	7
3. Katie Clark ('18-'20)	6
Taylor Schoblocher ('13-'15)	6
Brooke Foster ('11-'14)	6
Jackie Miller ('11-'14)	6
7. Lacy Gregory ('17-'20)	5
8. Camille Grahmann ('17-'20)	4
Harley Perella ('16-'19)	4
Taylor Schoblocher ('13-'15)	4
Five Others Tied	4

Home Runs

1. Susan Waters ('04-'07)	49
2. Mariza Martinez ('08-'11)	36
3. Taylor Schoblocher ('13-'15)	33
4. Brooke Foster ('11-'14)	30
5. Hanna Rebar ('17-'20)	29
6. Lisa Johnson ('09-'12)	28
7. Mallory Cantler ('08-'11)	27
8. Kelli Schkade ('15-'17)	25
9. Katya Muller ('05-'08)	24
10. Lacy Gregory ('17-'20)	22

Runs Batted In

1. Susan Waters ('04-'07)	138
2. Mallory Cantler ('08-'11)	128
3. Lacy Gregory ('17-'20)	124
4. Mariza Martinez ('08-'11)	119
5. Brooke Foster ('11-'14)	115
6. Harley Perella ('16-'19)	98
7. Hanna Rebar ('17-'20)	95
Taylor Schoblocher ('13-'15)	95
9. Lisa Johnson ('09-'12)	94
10. Katya Muller ('05-'08)	89

Total Bases

1. Susan Waters ('04-'07)	393
2. Brooke Foster ('11-'14)	360
3. Mallory Cantler ('08-'11)	345
4. Katya Muller ('05-'08)	344
5. Mariza Martinez ('08-'11)	339
6. Kelli Schkade ('15-'17)	290
7. Lacy Gregory ('17-'20)	286
8. Lisa Johnson ('09-'12)	274
9. Taylor Schoblocher ('13-'15)	251
10. Harley Perella ('16-'19)	249

Walks

1. Lisa Johnson ('09-'12)	104
2. Bryana Wade ('13-'16)	90
3. Hanna Rebar ('17-'20)	75
4. Lacy Gregory ('17-'20)	65
5. Taylor Schoblocher ('13-'15)	64
Lesley Hirsch ('10-'13)	64
7. Rhylie Makawe ('16-'19)	63
Danielle Hoff ('12-'15)	63
9. Mallory Cantler ('08-'11)	61
10. Mariza Martinez ('08-'11)	60

Stolen Bases

1. Kelli Schkade ('15-'18)	50
2. Brooke Foster ('11-'14)	41
3. Katie Clark ('18-'20)	38
Megan Rupp ('09-'12)	38
5. Mariza Martinez ('08-'11)	33
6. Camille Grahmann ('17-'20)	31
7. Lesley Hirsch ('10-'13)	27
8. Kelei Walker ('04-'06)	25
9. Anna Barren ('09-'11)	23
10. Harley Perella ('16-'19)	22

Career Pitching Records**Earned Run Average (min. 100 innings)**

1. Hope Trautwein ('18-21)	2.05
2. Ashley Lail ('08-'10)	2.61
3. Bailey Tindell ('19-21)	2.83
4. Ashley Kirk ('11-'14)	3.04
5. Brittany Simmons ('10-'13)	3.14
6. Kristina Fowler ('05-'08)	3.54
7. Stacey Underwood ('15-'17)	3.90
8. Kayla Lawson ('07-'10)	4.12
9. Jennifer Smith ('08-'10)	4.17
10. Mandy Hacker ('04-'05)	4.26

Opponent Batting Average (min. 100 innings)

1. Hope Trautwein ('18-21)	.197
2. Ashley Kirk ('11-'14)	.213
3. Ashley Lail ('07-'10)	.243
4. Brittany Simmons ('10-'13)	.269
5. Kayla Lawson ('07-'10)	.275
6. Kristina Fowler ('05-'08)	.275
7. Bailey Tindell ('19-21)	.280
8. Jennifer Smith ('08-'10)	.284
9. Stacey Underwood ('15-'17)	.300
10. Katy Maxey ('04-'05)	.302

Walks / 7 IP (min. 100 innings)

1. Bailey Tindell ('19-21)	1.29
2. Katy Maxey ('04-'05)	1.73
3. Jessica Elder ('16-'17)	2.00
4. Mandy Hacker ('04-'05)	2.31
5. Hope Trautwein ('18-21)	2.35
6. Maria Priest (2018)	2.38
7. Lauren Craine ('16-'20)	2.49
8. Kristina Fowler ('05-'08)	2.51
9. Stacey Underwood ('15-'17)	2.52
10. Brittany Simmons ('10-'13)	2.75

Strikeouts / 7 IP (min. 100 innings)

1. Hope Trautwein ('18-present)	8.10
2. Ashley Kirk ('11-'14)	7.96
3. Jennifer Smith ('08-'10)	4.75
4. Kayla Lawson ('07-'10)	4.55
5. Kristina Fowler ('05-'08)	4.45
6. Ashley Lail ('08-'10)	4.19
7. Brittany Simmons ('10-'13)	3.49
8. Mandy Hacker ('04-'05)	3.14
9. Stacey Underwood ('15-'17)	3.12
10. Maria Priest (2018)	3.10
11. Jessica Poole ('11-'14)	3.10

Wins

1. Hope Trautwein ('18-21)	61
2. Ashley Kirk ('11-'14)	60
3. Kristina Fowler ('05-'08)	48
4. Ashley Lail ('07-'10)	35
5. Brittany Simmons ('10-'13)	35
6. Kayla Lawson ('07-'10)	28
7. Stacey Underwood ('15-'17)	27
8. Jessica Elder ('16-'17)	22
9. Katy Maxey ('04-'05)	19
10. Jennifer Smith ('08-'10)	18

Saves

1. Hope Trautwein ('18-21)	15
2. Brittany Simmons ('10-'13)	6

3. Kristina Fowler ('05-'08)	3
4. Stacey Underwood ('15-'17)	3
5. Ariel Thompson ('20-present)	2
6. Maria Priest (2018)	2
7. Jessica Poole ('11-'14)	2
8. Mandy Hacker ('04-'05)	2
9. Katy Maxey ('04-'05)	2
10. 8 Tied	1

Appearances

1. Kristina Fowler ('05-'08)	156
2. Hope Trautwein ('18-21)	130
3. Ashley Kirk ('11-'14)	129
4. Brittany Simmons ('10-'13)	127
5. Stacey Underwood ('15-'17)	102
6. Ashley Lail ('08-'10)	101
7. Kayla Lawson ('07-'10)	94
8. Katy Maxey ('04-'05)	80
9. Jennifer Smith ('08-'10)	71
10. Jessica Elder ('16-'17)	71

Games Started

1. Ashley Kirk ('11-'14)	100
2. Kristina Fowler ('05-'08)	94
3. Brittany Simmons ('10-'13)	89
4. Hope Trautwein ('18-21)	89
5. Ashley Lail ('08-'10)	73
6. Stacey Underwood ('15-'17)	71
7. Kayla Lawson ('07-'10)	60
8. Katy Maxey ('04-'05)	55
9. Mandy Hacker ('04-'05)	41
10. Jennifer Smith ('08-'10)	39
11. Jessica Elder ('16-'17)	39

Complete Games

1. Kristina Fowler ('05-'08)	55
2. Ashley Kirk ('11-'14)	53
3. Hope Trautwein ('18-21)	40
4. Ashley Lail ('08-'10)	48
5. Brittany Simmons ('10-'13)	37
6. Katy Maxey ('04-'05)	31
7. Kayla Lawson ('07-'10)	26
8. Stacey Underwood ('15-'17)	24
9. Jessica Elder ('16-'17)	19
10. Jennifer Smith ('08-'10)	16

Innings Pitched

1. Kristina Fowler ('05-'08)	703.0
2. Ashley Kirk ('11-'14)	626.0
3. Hope Trautwein ('18-21)	598.2
4. Brittany Simmons ('10-'13)	541.1
5. Ashley Lail ('08-'10)	485.0
6. Stacey Underwood ('15-'17)	394.2
7. Katy Maxey ('04-'05)	393.1
8. Kayla Lawson ('07-'10)	374.0
9. Jessica Elder ('16-'17)	276.2
10. Jennifer Smith ('08-'10)	268.1

Strikeouts

1. Ashley Kirk ('11-'14)	712
2. Hope Trautwein ('18-21)	693
3. Kristina Fowler ('05-'08)	447
4. Ashley Lail ('07-'10)	290
5. Brittany Simmons ('10-'13)	270
6. Kayla Lawson ('07-'10)	243

7. Stacey Underwood ('15-'17)	187
8. Jennifer Smith ('08-'10)	182
9. Katy Maxey ('04-'05)	137
10. Jessica Elder ('16-'17)	109

Career Fielding Records**Fielding Percentage (min. 100 chances)**

1. Ashlyn Walker ('21)	.997
2. Maddelyn Fraley ('11-'12)	.995
3. Mallory Cantler ('08-'11)	.993
4. Kailey Gamble ('21)	.989
5. Bryana Wade ('13-'16)	.988
6. Heather Bostic ('04-'08)	.988
7. Kyleigh Callender ('07-'08)	.988
8. Danielle Hoff ('12-'15)	.985
9. Nicole Ochotnicki ('17-'20)	.983
10. Danielle Rupp ('04-'07)	.982

Putouts

1. Mallory Cantler ('08-'11)	1309
2. Heather Bostic ('04-'08)	1228
3. Danielle Hoff ('12-'15)	1083
4. Rhylie Makawe ('16-'19)	913
5. Nicole Ochotnicki ('17-'20)	834

Assists

1. Katya Muller ('05-'08)	472
2. Susan Waters ('04-'07)	466
3. Brooke Foster ('11-'14)	363
4. Sarah Jones ('06-'09)	343
5. Rebecca Waters ('07-'10)	315

Wins		2015	205	Complete Games	
1. 2021	38			1. 2004	38
2. 2019	35	Total Bases		2. 2009	34
3. 2014	31	1. 2008	660	3. 2005	30
4. 2013	29	2. 2006	606	4. 2013	28
2010	29	3. 2012	605	5. 2008	27
Batting Average (min. 20 games played)		4. 2018	603	Shutouts	
1. 2020	.285	5. 2019	587	1. 2021	12
2. 2016	.279	Walks Drawn		2. 2019	8
2014	.279	1. 2019	207	2018	8
4. 2008	.277	2. 2012	192	4. 2017	7
5. 2019	.276	3. 2014	187	5. 2014	6
2010	.276	4. 2021	159	2010	6
On-Base Percentage (min. 20 games played)		5. 2013	150	2009	6
1. 2019	.385	Hit-By-Pitches		Saves	
2. 2020	.373	1. 2019	45	1. 2021	9
3. 2014	.370	2017	45	2. 2015	7
4. 2021	.360	3. 2016	39	3. 2013	6
5. 2016	.353	4. 2004	28	4. 2020	5
2012	.353	5. 2021	26	5. 2019	4
Slugging Percentage (min. 20 games played)		Fewest Strikeouts (min. 20 games played)		2018	4
1. 2020	.500	1. 2020	114	Innings Pitched	
2. 2010	.448	2. 1986	170	1. 2004	513.0
3. 2018	.443	3. 2021	196	2. 2008	399.0
4. 2014	.439	4. 2015	204	3. 2005	393.1
5. 2010	.448	5. 1988	209	4. 2007	385.2
At-Bats		Sacrifice Flies		5. 2012	378.2
1. 2004	1,956	1. 2015	14	Strikeouts	
2. 2008	1,623	2. 2019	11	1. 2021	457
3. 2006	1,562	2016	11	2. 2012	292
4. 2012	1,511	2013	11	3. 2014	283
5. 2007	1,509	2011	11	4. 2013	275
Runs Scored		Sacrifice Hits		5. 2008	264
1. 2019	279	1. 2004	68	Fielding Percentage (min. 20 games played)	
2. 2014	272	2. 2018	64	1. 2015	.978
3. 2012	253	3. 2016	60	2. 2016	.973
4. 2008	248	4. _____		3. 2013	.968
5. 2021	235	5. _____		4. 2021	.964
Base Hits		Stolen Bases		2017	.964
1. 2008	449	1. 2016	81	Assists	
2. 2004	428	2. 2004	72	1. 2004	748
3. 2012	401	3. 2017	69	2. 1988	554
4. 2016	400	4. 2019	66	3. 2009	543
5. 2014	397	2013	66	4. 2007	474
Doubles		Stolen Base Percentage (min. 15 attempts)		5. 2011	442
1. 2021	85	1. 2021	.900	Fewest Errors (min. 100 chances)	
2. 2019	78	2. 2013	.892	1. 2020	29
2008	78	3. 2019	.868	2. 2015	30
4. 2004	71	4. 2018	.847	3. 2016	40
5. 2006	69	5. 2020	.818	4. 2021	46
Triples		Lowest Earned Run Average (min. 100 IP)		5. 2013	47
1. 2006	14	1. 2021	1.73	Double Plays Turned	
2. 2014	13	2. 1986	2.11	1. 2007	35
2005	13	3. 2020	2.31	2. 2004	27
4. 2018	10	4. 2010	2.35	3. 1988	24
5. 2017	9	5. 1988	3.02	4. 2011	22
2015	9	Lowest Opp. Batting Average (min. 100 IP)		5. 2019	21
Home Runs		1. 2021	.187	Longest Winning Streak	
1. 2018	54	2. 2020	.212	12 Games	2021
2. 2010	52	3. 2010	.238	Longest Losing Streak	
3. 2015	49	4. 2012	.239	14 Games	2016 & 2017
2009	49	5. 2019	.241	Largest Margin of Victory	
5. 2012	48	Fewest Runs Allowed (min. 20 games played)		18 Runs	vs. Praire View A&M 2/21/2017
Runs Batted In		1. 2020	72	Longest Game Played (Innings)	
1. 2019	257	2. 2021	108	13	vs. Troy 5/9/2018
2. 2014	242	3. 1986	133		
3. 2012	221	4. 2010	162		
4. 2008	213	5. 2019	193		
5. 2018	205				

Team Batting**Scoring**

97. 4.70 2021

Batting Average

72. .277 2008

93. .276 2010

98. .285 2020

On-Base Percentage

33. .385 2019

78. .373 2020

94. .360 2021

Doubles

T-11 85 2021

T-69. 33 2020

Doubles Per Game

12. 1.70 2021

50. 1.30 2008

51. 1.44 2019

T-91. 1.38 2020

Runs Per Game

55. 5.17 2019

68. 5.42 2020

68. 5.13 2014

75. 4.60 2012

94. 4.13 2008

Slugging Percentage

38. .500 2020

47. .448 2010

60. .443 2018

68. .407 2008

79. .438 2014

82. .409 2009

84. .430 2021

Stolen Bases Per Game

47. 1.47 2016

T-53. 1.50 2020

64. 1.26 2013

T-66. 1.22 2019

78. 1.17 2018

78. 1.23 2017

81. 1.13 2014

82. 1.26 2021

Triples Per Game

25. 0.25 2005

35. 0.25 2014

T-44. 0.23 2006

Home Runs Per Game

T-19. 1.21 2020

20. 1.04 2018

27. 1.06 2010

T-29. 0.33 2020

34. 0.91 2009

40. 0.87 2012

54. 0.98 2015

58. 0.72 2008

72. 0.85 2014

80. 0.72 2007

82. 0.75 2011

87. 0.75 2013

Team Fielding and Pitching**Fielding Percentage**

5. .978 2015

11. .973 2016

40. .968 2013

50. .967 2014

96. .965 2021

96. .964 2017

Double Plays Per Game

1. 0.60 2007

17. 0.38 2004

18. 0.42 2011

28. 0.38 2006

47. 0.33 2008

61. 0.39 2019

67. 0.38 2020

Earned Run Average

6. 1.73 2021

43. 2.31 2020

60. 2.74 2019

WHIP

6. .95 2021

Opponent Batting Average

T-47. .241 2019

Strikeout to Walk Ratio

4. 5.38 2021

27. 3.47 2020

84. 1.99 2019

92. 2.01 2018

Shutouts

T-37 12 2021

T-74 9 2019

T-88. 3 2020

Win-Loss Percentage

20. .763 2021

26. .792 2020

61. .648 2019

86. .585 2014

Hit Batters

T-69. 19 2021

Individual Hitting**Batting Average**

47. Katie Clark (.404) 2019

87. Tuesday DerMargosian (.397) 2021

Doubles Per Game

78. Mallory Cantler (0.27) 2008

Triples

14. Jackie Miller (5) 2014

92. Brooke Foster (3) 2011

95. Paige Kisling (3) 2013

97. Mariza Martinez (3) 2010

Triples Per Game

52. Kelli Schkade (0.09) 2017

Home Runs

39. Brooke Foster (15) 2014

44. Taylor Schoblocher (17) 2015

T-46. Hanna Rebar (7) 2020

80. Mariza Martinez (11) 2009

Home Runs Per Game

14. Susan Waters (0.30) 2007

T-18. Susan Waters (0.30) 2006

29. Taylor Schoblocher (0.34) 2015

34. Brooke Foster (0.29) 2014

75. Hanna Rebar (0.29) 2020

78. Maddelyn Fraley (0.24) 2012

83. Sam Rea (0.23) 2018

100. Kat Strunk (0.26) 2015

Slugging Percentage

26. Taylor Schoblocher (.833) 2015

29. Susan Waters (.720) 2006

43. Susan Waters (.707) 2007

RBI Per Game

71. Maddelyn Fraley (0.85) 2012

99. Mallory Cantler (0.73) 2008

Sacrifice Hits Per Game

3. Lindsay Gregory (0.36) 2018

4. Spencer Ferrell (0.33) 2014

38. Mariza Martinez (0.23) 2008

69. Lindsay Gregory (0.20) 2017

87. Nicole Ochotnicki (0.19) 2018

Sacrifice Flies

T-57. Tarah Hilton (2) 2020

Nicole Ochotnicki (2) 2020

80. Brooke Foster (3) 2013

Karly Williams (3) 2013

99. Sarah Jones (4) 2008

Sacrifice Bunts Per Game

85. Candain Callahan (.18) 2021

Hit-By-Pitches Per Game

12. Rhyllie Makawe (0.33) 2019

88. Rhyllie Makawe (0.20) 2018

Toughest to Strikeout

17. Tuesday DerMargosian (35.3) 2021

78. Danielle Hoff (17.6) 2010

90. Katie Clark (17.9) 2018

90. Kelli Schkade (18.5) 2017

97. Lisa Johnson (12.9) 2010

Total Bases

86. Kelli Schkade (109) 2018

Stolen Bases Per Game

99. Katie Clark (0.38) 2018

Individual Pitching**Earned Run Average**

33. Hope Trautwein (1.46) 2021

69. Hope Trautwein (1.64) 2020

81. GiGi Wall (1.93) 2021

84. Ashley Lail (2.06) 2010

T-86. Janie Worthington (1.99) 2019

91. Hope Trautwein (2.19) 2019

Hits Allowed Per 7 IP

23. Hope Trautwein (4.06) 2020

24. Janie Worthington (4.18) 2021

27. Hope Trautwein (4.32) 2021

Saves

T-1. Hope Trautwein (7) 2021

T-23. Ariel Thompson (2) 2020

Hope Trautwein (2) 2020

33. Brittany Simmons (3) 2013

45. Kenzie Grimes (3) 2015

Shutouts

97. Ashley Lail (5) 2009

Strikeouts

13. Hope Trautwein (121) 2020

18. Hope Trautwein (235) 2021

43. Ashley Kirk (214) 2014

T-67. Hope Trautwein (169) 2019

76. Hope Trautwein (168) 2018

Strikeout to Walk Ratio

4. Janie Worthington (8.64) 2021

23. Hope Trautwein (5.88) 2021

36. Ashley Kirk (8.0) 2014

37. Ashley Kirk (8.1) 2013

39. Ashley Kirk (8.5) 2011

T-52. Ariel Thompson (5.0) 2020

67. Ashley Kirk (7.4) 2012

Strikeouts Per 7 IP

2. Hope Trautwein (12.7) 2021

17. Hope Trautwein (10.5) 2020

19. Janie Worthington (9.9) 2021

T-48. Ariel Thompson (9.0) 2020

Walks Allowed per 7 IP

26. Janie Worthington (1.15) 2021

Victories

T-6. Hope Trautwein (11) 2020

Media Availability for Coaches

North Texas head coach Rodney DeLong can be available for media interviews by request throughout the 2021 season. All requests should be made through Taylor Bryan by phone or email. Requests for interviews of assistant coaches will be granted with prior approval of coach DeLong and must be made in advance through Taylor Bryan.

Out-of-Town Media

Coach DeLong and his assistant coaches are also available by request to out-of-town media. Please contact Taylor Bryan to arrange these requests.

Student-Athlete Interviews

All student-athlete interviews must be arranged through Taylor Bryan and interviews will be conducted based on the student-athletes' schedule.

Covering Practice

North Texas softball practices are closed to the media. No coaches or players will be available to media members after Thursday.

Covering Games

Access to the Lovelace Stadium Press Box will be on a first-come, first-served basis. All media covering games will have access to the auxiliary media area in front of the press box as well and on the left side of the seating area. Media spaces will be clearly marked.

Mean Green on the Web

Statistics and news releases on North Texas softball and all 16 Mean Green athletic programs are available at www.MeanGreenSports.com, the official website of North Texas Athletics.

Media Credentials

All requests for press, broadcast, photo credentials should be made in writing at least one week prior to the requested game or series. Please direct all requests to Taylor Bryan. All media members will be put on a pass list for the requested game or series.

Photographers/Videographers

Photographers and Videographers will only be allowed access to Lovelace Stadium with prior approval by Taylor Bryan.

Media Parking


Parking for Lovelace Stadium is available behind the old soccer stadium on the left side of the stadium.

Press Box Services


Wireless: Wireless internet is available in the North Texas press box for all members of the working media. Please contact a member of the athletic communications staff to obtain instructions.

Statistics: Complete individual and team stats will be available to the media following each game.

Postgame Interviews: Coach DeLong and select student-athletes will be made available at the conclusion of home games. These interviews will be conducted with social distancing protocols in place.

NORTH TEXAS ATHLETICS COMMUNICATIONS STAFF

Taylor Bryan
Senior Associate AD
Email: taylor.bryan@unt.edu



Luke Della
Assistant Director
Email: luke.della@unt.edu



Bailey Turner
Assistant Director
Email: bailey.turner@unt.edu



Kellen Coleman
Assistant Director
Email: kellen.coleman@unt.edu



Adam Boedeker
Assistant
Email: adam.boedeker@unt.edu

Madi King
Assistant
Email: madi.king@unt.edu

Mailing Address

Athletics Communications
1155 Union Circle
Box 311397
Denton, TX 76203-5017

Delivery Address

Athletic Department
1301 S. Bonnie Brae St.
Denton, TX 76207-2003