

### Overview

HP DAT drives are based on the Digital Data Storage (DDS) format. In fact, DAT is the most successful tape backup technology of all time with more than 18 million DAT drives shipped since its introduction in 1989, and with a current world-wide installed base of over 6 million drives. A number of vendors manufacture DDS format DAT drives, but HP has long been the market leader in DAT technology.

This remarkable tape technology continues to flourish because of its ability to meet the needs of the Small and Medium Business (SMB) market for reliable, cost-effective backup better than any other technology available.

The HP family of DAT drives is the first choice for data protection for many small and medium businesses with low-end and mid-range servers and workstations. HP DAT drives are also frequently used for operating system backup and software loading on mission-critical servers in many large enterprises.

HP DAT drives are available with a range of capacities (from 40GB to 320GB) and a choice of interfaces. Customers can benefit from native USB 2.0 for plug-and-play installation: from out of the box to backup in less than 60 seconds. Other interface choices include SCSI for servers requiring SCSI connectivity and a SAS interface for the very latest server connectivity.

Each member of the HP DAT family offers a complete backup solution including HP's unique One-Button-Disaster-Recovery (OBDR) feature providing customers with the ability to restore their systems quickly and effortlessly with the touch of a single button. The included Data Protector Express Basic backup and recovery software provides an easy and robust data protection application for single servers. HP's unique Library and Tape Tools (L&TT) utilities provide HP DAT customers with a comprehensive suite of tape drive management utilities and HP's extensive testing program ensures that customers benefit from the broadest connectivity and compatibility with HP and third-party servers, operating systems and software in the industry.

---

### What's New

#### HP DAT 320 Tape Drive

- 320GB of compressed data on one data cartridge
  - 86.4GB/hr transfer rate/completes back up in about 4 hours (assuming 2:1 data compression)
  - First hardware-based encryption capable DAT tape drive
  - Most power efficient HP DAT Tape Drive
  - Features new front panel design
  - Available in both USB and SAS interfaces
- 

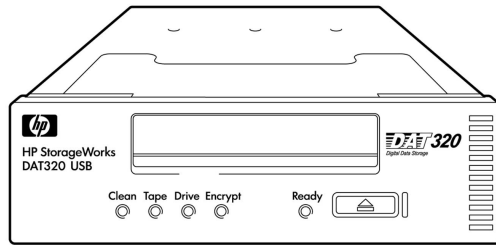


### Overview

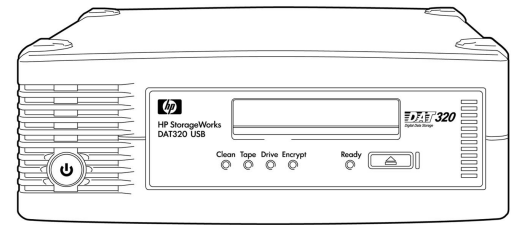
#### HP DAT 320 USB Tape Drive

Protecting the needs of small or medium business, the highest capacity and performance DAT drive with up to 320GB compressed data per cartridge and speeds of up to 86GB/hr (assuming 2:1 data compression). The DAT 320 is HP's first hardware-based data encryption capable DAT tape drive.

The DAT 320 with USB 2.0 interface provides plug-and-play connectivity, enabling backup speeds up to 86GB/hr (assuming 2:1 data compression) and to be initiated from straight out-of-the-box in less than 60 seconds.



DAT 320 USB Internal

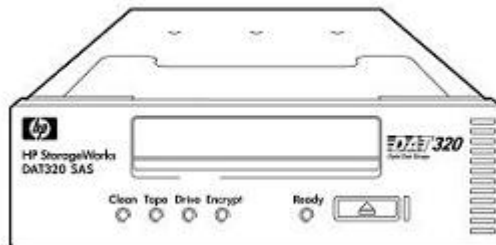


DAT 320 USB External

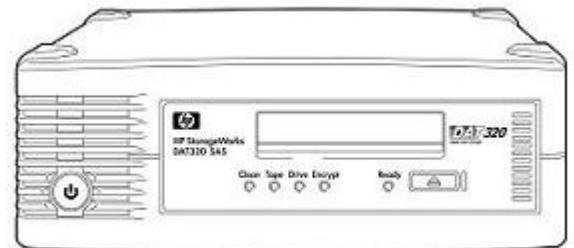
#### HP DAT 320 SAS Tape Drive

Protecting the needs of small or medium business, the highest capacity and performance DAT drive with up to 320GB compressed data per cartridge and speeds of around 86GB/hr (assuming 2:1 data compression). DAT 320 is HP's first hardware-based data encryption capable DAT tape drive.

The HP DAT 320 SAS drive is available with a native SAS interface, for latest server connectivity, in a range of models including internal to fit servers, workstations, rack-mount kits and external enclosures.



DAT 320 SAS Internal



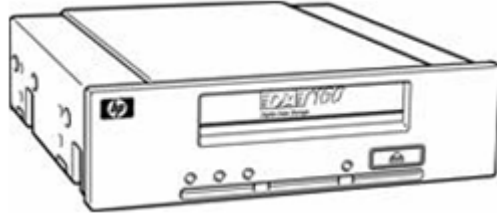
DAT 320 SAS External

### Overview


#### HP DAT 160 SAS Tape Drive

Protecting the needs of small or medium business, delivering up to 160GB compressed data per cartridge and speeds of around 50GB/hr (assuming 2:1 data compression)

The HP DAT 160 SAS drive is available with a native SAS interface, for latest server connectivity, in a range of models including internal to fit servers, workstations, rack-mount kits and external enclosures.



DAT 160 SAS internal module

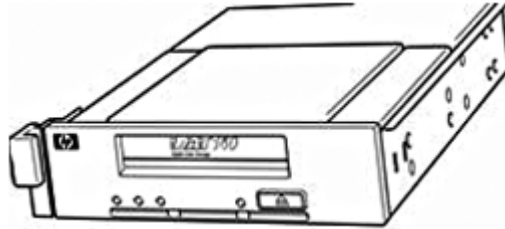


DAT 160 SAS External Tape Drive

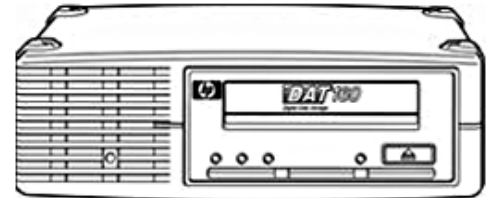
#### HP DAT 160 SCSI Tape Drive

Protecting the needs of small or medium business, delivering up to 160GB compressed data per cartridge and speeds of around 50GB/hr (assuming 2:1 data compression)

The HP DAT 160 SCSI drive is available with a native SCSI interface in a range of models including internal to fit servers, workstations and rack-mount kits, external and array modules.



DAT 160 SCSI array module




DAT 160 SCSI External Tape Drive

#### HP DAT 160 USB Tape Drive

Protecting the needs of small or medium business, delivering up to 160GB compressed data per cartridge and speeds of around 50GB/hr (assuming 2:1 data compression)

The USB 2.0 interface provides plug-and-play connectivity, enabling backup to be initiated from straight out-of-the-box in less than 60 seconds.

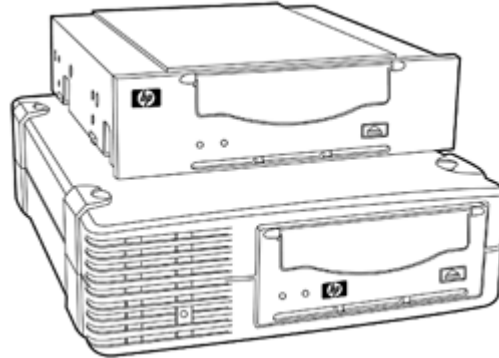


### Overview

DAT 160 USB Internal Tape Drive  
DAT 160 USB External Tape Drive

#### HP DAT 72 SCSI Tape Drive

Protect your small or medium business, remote office or workgroup with the HP DAT 72 SCSI Tape Drive, providing a balance of price and performance with up to 72GB of compressed data on a single cartridge at speeds of up to 23GB/hr (assuming 2:1 data compression).

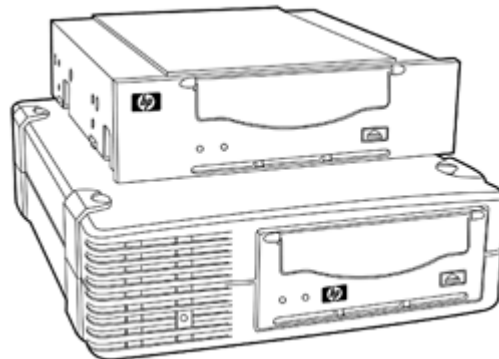


DAT 72 SCSI Internal Tape Drive  
DAT 72 SCSI External Tape Drive

#### HP DAT 72 USB Tape Drive

Protect your small or medium business, remote office or workgroup with the HP DAT 72 USB Tape Drive providing a balance of price and performance with up to 72GB of compressed data on a single cartridge at speeds of up to 23GB/hr (assuming 2:1 data compression).

The USB 2.0 interface provides plug-and-play connectivity, enabling backup to be initiated from straight out-of-the-box in less than 60 seconds.



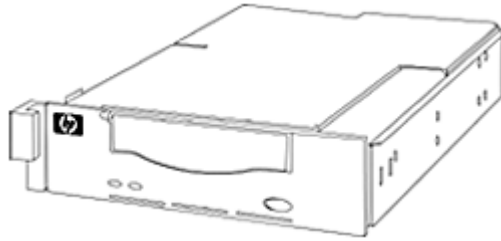
DAT 72 USB Internal Tape Drive  
DAT 72 USB External Tape Drive

### Overview

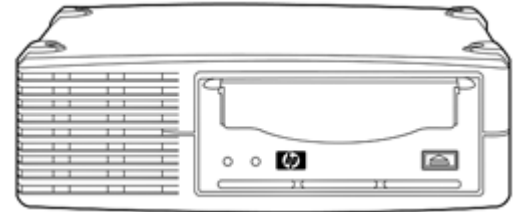
#### HP DAT 40 SCSI Tape Drive

Meeting the needs of small businesses, remote office or workgroups with the HP DAT 40 SCSI Tape Drive providing entry-level price and performance with up to 40GB of compressed data on a single cartridge at speeds of up to 23GB/hr (assuming 2:1 data compression).

The HP DAT 40 SCSI drive is available with a native SCSI interface in a range of models including internal to fit servers, workstations and rack-mount kits, external and array modules.



DAT 40 SCSI Array Module

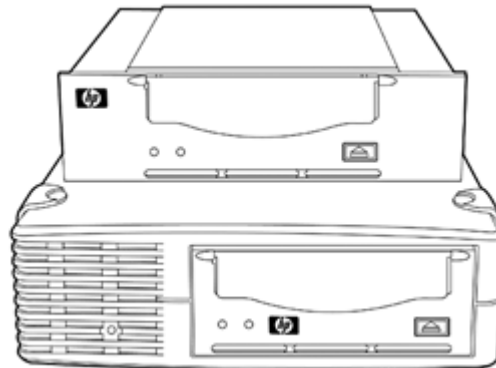


DAT 40 SCSI External Tape Drive

#### HP DAT 40 USB Tape Drive

Meeting the needs of small businesses, remote office or workgroups with the HP DAT 40 USB Tape Drive providing entry-level price and performance with up to 40GB of compressed data on a single cartridge at speeds of up to 23GB/hr (assuming 2:1 data compression).

The USB 2.0 interface provides plug-and-play connectivity, enabling backup to be initiated from straight out-of-the-box in less than 60 seconds.



DAT 40 USB Internal Tape Drive  
DAT 40 USB External Tape Drive

### Features

#### Key Features

- Based on industry-standard DDS technology -- the most popular server backup technology of all time, providing customers with all the benefits of an open standard including better pricing, wider availability and faster development cycles
- Proven reliability -- HP has increased reliability specifications for HP DAT drives based on real field data. Mean-Time-Between-Failure rates (MTBF) are now more than 1 million hours at a typical duty cycle of 12%
- Low-cost of ownership - Lowest media price (in \$/GB) of any tape backup technology
- Up to 160GB native capacity on a single tape -- 320GB at 2:1 compression -- with DAT 320 tape drives
- Up to 12 MB/s\* native data transfer rate -- 24 MB/s\* with 2:1 compression -- with DAT 320 tape drives \* Where 1KB = 1,000 Bytes
- Hardware based data encryption (DAT 320 only) helps prevent unauthorized access of tape media (lost or stolen cartridges)
- Plug and play -- USB 2.0 interface available for on all drives provides universal native plug-and-play capability and enabling customers to be ready for backup in less than 60 seconds straight out of the box
- Includes HP Data Protector Express Basic backup and recovery software, see: <http://www.hp.com/go/dataprotectorexpress/basicSCSI> interface available to enable SCSI system connectivity if required
- SAS interface also available for the latest server connectivity
- Flexibility of solutions through a wide choice of models - internal, external, offline hot-swap array module, and rack-mount configurations
- Small size drives and media for easy physical storage - small, 5.25-inch form-factor internal drives.
- Low ongoing maintenance -- automatic head cleaning minimizes the need for cleaning. Intelligent cleaning monitors the performance of the drive and cleans accordingly when a cleaning tape is loaded
- Dependable disaster recovery -- HP One-Button Disaster Recovery (OBDR) for Proliant Systems restores your entire system at the touch of a button
- Supporting tools -- HP Library and Tape Tools available as a download with the drive to make installation, performance tuning and trouble-shooting even easier
- Broad compatibility with a wide range of servers, operating systems, and backup software
- Includes HP Data Protector Express Single Basic see: <http://www.hp.com/go/dataprotectorexpress/basic>.

#### Customer Benefits

- **Dependable:** a long track record of proven reliability
- **Easy:** supports One-Button Disaster Recovery, simply the easiest way to restore data in the event of a disaster
- **Affordable:** inexpensive media contributes to an exceptionally low cost of ownership
- **Manageable:** includes superior management capabilities that makes it easy to install, use and support
- **Low-maintenance:** automatic head cleaning system reduces the need for cleaning
- **Well-connected:** compatible with leading operating systems, backup software and servers
- **Future-proof:** the tape technology with an illustrious past also has a solid roadmap for the future
- **Value:** included Data Protector Express Basic backup and recovery software enables robust backup of a single server or a discounted upgrade to Data Protector Express to protect multiple servers
- **Complete:** comes with an easy-to-use backup solution that includes disaster recovery capabilities
- **Secure:** Hardware based data encryption (DAT 320 only) helps prevent unauthorized access of tape media (lost or stolen cartridges)



### Product Highlights

#### DDS Technology

Within the low end tape market there is a wide range of tape technologies, the question for SMB customers is which one to choose. The answer is clear - DDS/DAT continues to be the unit volume leader in the tape drive market for small and medium businesses with a current installed base of over 6 million units and over 18 million DAT drives shipped since its introduction in 1989. This remarkable tape technology continues to flourish because it meets the needs of the SMB market for cost-effective, reliable backup better than any other low end tape technology available. DDS/DAT continues to be the technology of choice in the low end tape drive market with 86% worldwide unit market share in Q1 CY'10 according to IDC.

Unlike AIT, VXA, ADR, SLR, DLT and SDLT, DDS/DAT is based on an open standard format for data interchange. The influential DAT manufacturers group presides over this open standard with verification processes that ensure compliance. With multiple manufacturers developing and shipping DDS/DAT products, customers benefit from increased competition, which leads to better prices, faster development and more choice.

DDS format for DAT is a helical scan format where data is written diagonally across the width of the tape. The advantage is that, by allowing subsequent tracks to have different writing angles and to overlap, a much greater capacity can be achieved for a given length of tape because no guard bands are necessary. The data format also allows for fast location of tracks and data. To achieve this, the rotating drum is tilted at a slight angle (6°) from the vertical. The drum has four heads (two write heads and two read heads), located at 90° intervals. For each rotation of the drum, two tracks are written. The read heads verify the data that has been written (recorded) and the drive rewrites if necessary. The open format ensures interchangeability between different DDS format drives.

HP has been involved in the design and development of DAT drives since the beginning and applies these many years of experience to its current line of DAT products. Not only does an investment in DAT technology provide the security of a format with a history of outstanding reliability, the legacy of backward compatibility also provides the potential for future expansion without compromising your investment in the technology.

The target market for DAT continues to be direct-attach backup. In small and medium sized businesses cost of ownership, ease of use and a proven history (i.e. low risk) are paramount. DAT technology provides the capacity and performance needed in a tape backup solution for workstations and entry-level servers.

#### Specific Note on DAT 320

The DAT 320 drive employs similar technology as previous DAT products, and uses DAT 320 wide media in order to achieve higher capacities. However, it maintains 1 generation backward compatibility with 8mm DDS media used with the DAT 160. It cannot read or write data on older 4mm DDS cartridges.

#### Specific Note on DAT 160

The DAT 160 drive employs the same technology as previous DAT products, and uses DAT 160 wide media in order to achieve higher capacities. However, it maintains 2 generation backward compatibility and can still read and write data to DAT 72 and DAT 40 (DDS-4) cartridges. It does this by recognizing the different tapes (wider DAT 160 and the narrower DAT 72/DDS-4).



### Product Highlights

**Backwards Compatibility** HP DAT tape drives are backward read-write compatible with previous generations, thus:

- DAT 320 also reads and writes DAT 160
- DAT 160 also reads and writes DAT 72 and DDS-4
- DAT 72 also reads and writes DDS-4 and DDS-3
- DAT 40 also reads and writes DDS-3 and DDS-2

### Proven Reliability

HP DAT drives have proven to be exceptionally reliable. The drives have demonstrated exceptional performance with customers over many years and across different generations and this has underpinned their popularity.

The drives are designed with reliability in mind and with the security of customer's data as a priority. Hardware reliability is typically measured as MTBF (Mean Time Between Failures) associated with duty cycles which suggests the amount the drive is typically used e.g. 100% duty cycle means the drive is used for 24 hours per day. As a result of field data, the specification for HP DDS products is stated as 125,000 hours at 100% duty cycle, or 1 million hours at a more typical 12% duty cycle (drive used on average for 3 hours per day).

Unlike other manufacturers' DAT drives, this specification is not generated in the laboratory with limited numbers of prototype drives and assumptions on customer use; it is generated from real customer data for the products concerned.

### Automated Head Cleaning/Intelligent cleaning

HP DDS derives benefit from an automatic head cleaning "sweeper" that can be used during the write or read recovery procedure to dislodge debris from the tape path and recording heads and drive. This feature reduces the need to use a DDS cleaning cartridge for manual cleaning.

Intelligent cleaning determines the cleaning provided by a cleaning cartridge when loaded by monitoring the drive performance when in use. If the drive is performing well, a routine maintenance clean is performed. If the drive has degraded performance the cleaning is automatically made more robust to recover the drive to optimum performance.

### Interfaces

HP offers a range of interface options with our DAT Tape Drives in order to meet the varying needs of our customers. HP DAT drives are available with a choice of: the standard SCSI interface where legacy SCSI connectivity is required, USB 2.0 interface for universal plug and play connectivity and a SAS interface option for the very latest in server connectivity.

#### Native SAS – Serial Attached SCSI

As its name suggests, SAS delivers a new generation of technology based on a development of the classic SCSI interface. First introduced in May 2002, the SAS interface leverages the proven SCSI protocol to deliver new levels of scalability, flexibility, and cost-effectiveness for today's system connectivity, data transport, and data storage.

HP has introduced both DAT 320 and DAT 160 models with a native SAS interface that allows customers to directly connect and backup SAS configured servers and take advantage of the latest connectivity trends.

#### Why SAS?

For over 20 years, the parallel bus interface has been the mainstream storage interconnect for most





### Product Highlights

storage systems. While technologies like parallel SCSI meet most performance requirements of today's enterprise solutions, continued demands for higher speeds, increasingly robust data integrity, smaller designs and wider standardization have cast doubt on the ability of parallel technologies to economically keep pace with increasing CPU processing power and disk drive speeds. SAS is the new evolution of SCSI technology designed to overcome the limitations of the SCSI architecture and delivers a number of benefits to enterprise systems:

**New levels of performance** – SAS is capable of moving data at speeds of up to 3Gigabits per second, with a clear roadmap to 12Gbs in the future. A SAS connection can support four SAS wide lanes or potentially 4 x 300MB/s per connection.

**Increased availability** – another benefit of SAS-based storage subsystems is the native dual port capability of each SAS drive, providing a redundant path to each drive in the event of a controller failover. In addition, since each drive is on a separate point-to-point connection, losing a drive connection only affects a single drive. Compare this to parallel SCSI in which losing a bus affects all the drives on the bus.

**Greater flexibility** – probably the best known benefit of SAS for external storage is its configuration flexibility. A SATA drive can be plugged into a SAS mid-plane without any modifications or changes, the controller and the software will seamlessly support a system with a mix of SATA and SAS disk drives.

#### Why choose a SAS interface DAT drive?

The above benefits of SAS explain why system manufacturers, including HP, are rapidly moving to SAS interfaces to connect internal peripherals. Customers purchasing a HP DAT Tape Drive with native SAS interface can benefit from:

**Wide availability of SAS ports** - SAS interfaces are now widely available on servers and systems. Furthermore with server I/O bus technology moving from PCI-X to PCI-Express (PCI-e), customers may find it difficult to obtain Parallel SCSI host bus adapters for the PCI-Express bus.

**Investment protection** - this new generation interface is supported by a robust multi-vendor roadmap and already boasts a clear future out to 12Gb/s.

#### Installing SAS tape drives

HP SAS tape drives are available as internal and external models. Both models are supplied with a special split cable that allows you to connect to an internal port (if available) on the embedded SAS controller inside the server. While connection via the split cable provides the most cost-effective way of connecting the tape drive to an HP ProLiant server, this will require a clear understanding of your server's current SAS configuration before installing.

For the most up-to-date information about recommended SAS HBAs and supported cabling configurations with your make and model of server, always refer to <http://www.hp.com/storage/SPOCK>. A full installation guide is included with the product.

#### Native USB

The USB (Universal Systems Bus) interface was conceived out of a need to simplify computer peripheral device connection. It has been so successful that the majority of computer systems and servers shipped today offer multiple native USB 2.0 ports.

HP is the first company to develop a native USB DDS/DAT tape drive. Where other "USB tape drives" rely



### Product Highlights

on a USB converter, HP's USB interface is fully integrated with the drive and uses the SCSI command set within the USB payload. The benefit of this implementation is that it gives the drive full SCSI functionality and the flexibility of USB without the additional cost of a converter.

By offering native USB 2.0 DAT drives, HP aims to provide customers with a number of benefits:

- Greater usability
- Plug-and-play connectivity - the system automatically detects and configures the tape drive.
- The DAT drive is installed and ready to backup in less than 60 seconds.
- Microsoft fully supports USB devices natively in their operating systems providing robust, secure configuration and installation wizards.
- Cables are easily identifiable, easy to attach without the need for thumb-screw and robust enough to ensure reliable retention.
- Resource abundance
- Native USB ports are universally available in systems and servers
- Multiple ports ensure that port resources are widely available, reducing the conflict between devices over scarce connectors.
- Port expansion is easy, USB hubs can be installed to add additional ports supporting up to 127 devices on a system
- Low cost, reliable connectivity
- By providing native USB DDS/DAT drives there is no need for customers to purchase additional host-bus adapters
- HP's USB 2.0 implementation benefits from the built-in reliability and failure recovery inherent in the underlying SCSI protocol
- USB 2.0 has multiple levels of physical error detection and recovery which ensure reliability on a par with SCSI and Fibre-channel interfaces.
- USB 2.0 compliance certification provides thorough, ongoing reliability and quality control. A well implemented USB network should use only USB 2.0 compliant components, including USB 2.0 certified cables.
- Sustainable performance
- Assuming the use of data with a compressibility of 2 to 1, the DAT 320 USB Tape Drive can stream data at a transfer rate of 24 MB/s. Assuming the use of data which is not compressed, the USB DAT320 can stream data at a transfer rate of 12 MB/s.

---

#### Compression

DDS uses built-in hardware compression using the 'DCLZ' data compression algorithm. Data compression is host-selectable with the default that compression is turned on. Typical data compression is 2:1, but actual compression depends on the type of data being compressed and can be more or less than 2:1.

---

#### Rack-Mount Tape Options

HP DAT SCSI and USB drives are supported on the HP 1U and 3U Rack-Mount Kits . The 3U Rack-Mount Kit allows up to four internal DAT drives to be installed in 3U of rack space, while the 1U Rack-Mount Kit holds two DAT drives in 1U of space. 1U rack-mount kits use standard internal DAT USB and SCSI drives for a low-cost solution. 3U rack-mount kits use standard internal DAT SCSI drives. Either of these rack enclosures can be configured with separate SCSI buses (channels) for each drive or two or more drives per bus using the optional cable kits.

**NOTE:** Please refer to the [QuickSpecs for HP Rack-Mount Kits](#) at: [http://h18000.www1.hp.com/products/quickspecs/10854\\_div/10854\\_div.html](http://h18000.www1.hp.com/products/quickspecs/10854_div/10854_div.html) for further information.



### Product Highlights

#### HP OBDR (One-Button Disaster Recovery)

With HP One-Button Disaster Recovery, you can quickly, reliably and simply restore your entire ProLiant system just by inserting the most recent backup tape and pushing one button on the tape drive. Your HP DAT drive will restore your operating system, configuration, applications, drivers and data files. There's no longer a need to search for software disks and manuals. And with downtime reduced, the costs of recovery are minimized too. There's no need to make a new set of disaster recovery disks each time the network configuration is altered or a peripheral is added. Recovering from a disaster manually at a stressful time makes for an error-prone process. The sheer simplicity of HP One-Button Disaster Recovery means less human error. Backup and disaster recovery preparation -- previously two separate tasks -- become one process. OBDR is simply the best disaster recovery product for small to medium systems. For a current list of servers, workstations, and software that support OBDR, check the tape backup compatibility pages at: <http://www.hp.com/go/obdr>

#### Included software

The HP DAT tape drives include HP Data Protector Express Basic backup and recovery software. Data Protector Express Basic is based on HP Data Protector Express software. It is an easy-to-use backup and recovery application that is installed in minutes and includes all the features needed to protect a single machine by backup to a HP tape drive. Data Protector Express Basic includes pre-defined and customizable media rotation schemes so you can define when you backup and how long your backups are retained, while easily managing your DAT data cartridges. Data Protector Express Basic supports all the features of the DAT tape drives. DAT 320 data encryption can be specified for any backup job and is configured using the easy-to-manage interface. The Data Protector Express Basic Bare Metal Disaster Recovery (BMDR) feature supports the One Button Disaster Recovery capability of the DAT tape drives for fast and automated recovery of a ProLiant server after a major disaster. Backup data compression can be turned on or off as part of the backup job specifications. For more information please visit: <http://www.hp.com/go/dataprotectorexpress/basic>.

**NOTE:** Data Protector Express 5.0 Basic replaces Data Protector Express Single Server Edition as the software included with the HP DAT tape drives. If your tape drive includes Data Protector Express Single Server Edition you should register this. At the end of the registration process you will be able to download Data Protector Express Basic.

**NOTE:** Data Protector Express Basic will run in evaluation mode for up to 60 days from installation. For continued use a free permanent license key is acquired by registration at: <https://webware.hp.com>. For more information see: [www.hp.com/go/dataprotectorexpress/basic/register](http://www.hp.com/go/dataprotectorexpress/basic/register)

#### Easy and economical upgrade of the included software to Data Protector Express

An additional benefit is a discount to the purchase of Data Protector Express. This discount is delivered using a special part number only available for customers of HP tape products. Part number TC333AAE enables Data Protector Express Basic to be upgraded to Data Protector Express for 1 Server at a significant discount to the regular buy price. Upgrading to Data Protector Express for 1 Server unlocks all the features of Data Protector Express while retaining all the jobs and settings created while using Data Protector Express Basic. Once upgraded to Data Protector Express for 1 Server, additional licenses can be purchased to protect other servers and to take advantage of the unique and all inclusive licensing of Data Protector Express.

For more information please visit: [www.hp.com/go/dataprotectorexpress/basic/register](http://www.hp.com/go/dataprotectorexpress/basic/register).

#### Data Protector backup and recovery software

If the HP DAT tape drive is for a large environment that requires UNIX support and/or enterprise class application and feature support then HP Data Protector is the recommended backup and recovery software. There is no upgrade path from Data Protector Express Basic or Data Protector Express to Data Protector. If current or future requirements will require Data Protector, this software should be installed from day 1. For more information and evaluation software please visit: <http://www.hp.com/go/dataprotector>.



## Product Highlights

### HP Library and Tape Tools (L&TT)

HP DAT drives are supported on HP's industry-leading diagnostic tool -- HP Library and Tape Tools (L&TT). L&TT is a single, convenient program that's a snap to install and simple to operate. L&TT's intuitive user interface eliminates the need for training and deploys in less than five minutes. This robust diagnostic tool is designed for both the experienced professional and the untrained administrator. It ensures product integrity through self-diagnostics and fast resolution to device concerns. To download and obtain additional information on L&TT go to <http://www.hp.com/support/tapetools>

---

### HP DDS Media

HP's test program for HP DAT media is probably the most thorough and comprehensive in the industry. HP data cartridges must satisfy an exhaustive battery of additional tests that relate directly to real life situations, where real data and real businesses are at stake. Over 1 million test hours on media and drives per year ensure that HP data cartridges will always offer maximum reliability even in the most extreme conditions. HP recommends that customers always use HP branded media to ensure stress-free backup and complete peace of mind.



### Compatibility

---

HP's extensive compatibility testing program assures that HP DAT drives work with leading servers, operating systems, and backup applications -- and not just those sold by HP. HP DAT drives work seamlessly in many environments, making them especially suitable if you have a mixed system environment. For the latest list of servers, workstations, operating systems, and backup software that support HP DAT drives, check the tape backup compatibility pages at: <http://www.hp.com/storage/SPOCK>.

---

#### HP Server and Workstation Compatibility with SAS drives

HP DAT SAS drives are compatible with HP ProLiant servers, Integrity Servers, and HP Workstations, as well as many third-party servers. HP DAT SAS drives are supported on the following classes of HP systems:

- HP ProLiant DL servers\*
- HP ProLiant ML servers
- HP Integrity servers
- HP Personal Workstations

For details of which tape drive models work with which systems, including third-party systems, visit <http://www.hp.com/storage/SPOCK> for the latest hardware compatibility information.

---

#### HP Server and Workstation Compatibility with SCSI drives

HP DAT SCSI drives are compatible with HP ProLiant servers, HP 9000 servers, Integrity Servers, Alpha Servers and HP Workstations, as well as many third-party servers. HP DAT SCSI drives are supported on the following classes of HP systems:

- HP ProLiant DL servers\*
- HP ProLiant ML servers
- HP Alpha Servers
- HP 9000 servers
- HP Integrity servers
- HP Personal and RISC Workstations

For details of which tape drive models work with which systems, including third-party systems, visit <http://www.hp.com/storage/SPOCK> for the latest hardware compatibility information.

---

#### HP Server Compatibility with USB drives

HP DAT USB drives are compatible with HP ProLiant servers and HP workstations, as well as many third-party servers. HP DAT USB drives are supported on the following classes of HP systems:

- HP ProLiant DL servers\*
- HP ProLiant ML servers
- HP Personal Workstations

For details of which tape drive models work with which systems, including third-party systems, visit <http://www.hp.com/storage/SPOCK> for the latest hardware compatibility information.

**NOTE:** HP recommends that no more than one DAT USB tape drive be connected to a system at a time.

\* HP ProLiant DL family G6 servers do not support internal tape devices

---



## Compatibility

---

<b>OS Support for SAS DAT drives</b>	Microsoft® Windows®, Linux (various distributions) and other operating systems <b>NOTE:</b> Please visit <a href="http://www.hp.com/storage/SPOCK">http://www.hp.com/storage/SPOCK</a> for the latest compatibility information.
<b>OS Support for SCSI DAT drives</b>	Microsoft® Windows®, Novell NetWare, HP-UX, Linux (various distributions), HP Tru64, HP OVMS, IBM AIX, Sun Solaris, and other operating systems <b>NOTE:</b> Please visit <a href="http://www.hp.com/storage/SPOCK">http://www.hp.com/storage/SPOCK</a> for the latest compatibility information.
<b>OS Support for USB DAT drives</b>	Microsoft® Windows®, Linux (various distributions) <b>NOTE:</b> Please visit <a href="http://www.hp.com/storage/SPOCK">http://www.hp.com/storage/SPOCK</a> for the latest compatibility information.

---

<b>Backup Software Support for SAS drives</b>	HP Data Protector Software, HP Data Protector Express Basic (included), HP Data Protector Express Software, Symantec Backup Exec, CA BrightStor ARCserve Backup and other backup applications <b>NOTE:</b> Please visit: <a href="http://www.hp.com/storage/SPOCK">http://www.hp.com/storage/SPOCK</a> for the latest compatibility information.
<b>Backup Software Support for SCSI drives</b>	HP Data Protector Software, HP Data Protector Express Basic (included), HP Data Protector Express Software, Symantec Backup Exec, CA BrightStor ARCserve Backup and other backup applications <b>NOTE:</b> Please visit: <a href="http://www.hp.com/storage/SPOCK">http://www.hp.com/storage/SPOCK</a> for the latest compatibility information.
<b>Backup Software Support for USB drives</b>	HP Data Protector Express Basic (included), HP Data Protector Express, CA BrightStor ARCserve Backup, Symantec Backup Exec, and other backup applications <b>NOTE:</b> Please visit: <a href="http://www.hp.com/storage/SPOCK">http://www.hp.com/storage/SPOCK</a> for the latest compatibility information.



### Service and Support, HP Care Pack, and Warranty Information

---

**Warranty and Services Included with the HP DAT Products** Hewlett-Packard provides a 3-year, next-day, product exchange, limited warranty, for all DAT Tape Drives (excluding the DAT24 USB Tape Drive), plus 9x5 phone--support for the duration of the warranty.

For more information about HP's Global Limited Warranty and Technical Support, visit:  
[ftp://ftp.compaq.com/pub/products/storageworks/warranty/EN\\_321708-008.pdf](ftp://ftp.compaq.com/pub/products/storageworks/warranty/EN_321708-008.pdf)

---

#### HP Care Pack Information

**HP Care Pack Services:** Packaged server and storage services for increased uptime, productivity and ROI. When you buy HP server and storage products and solutions, it's also a good time to think about what levels of support you may need. Our portfolio of service options reduce deployment and management worries while helping you get the most out of your server and storage investments. We take a holistic approach to your environment, bridging servers, blades, storage, software and network infrastructures with our packaged HP Care Pack Services for servers and storage.

#### Protect your business beyond warranty

When it comes to robustness and reliability, standard computing equipment warranties have matured along with technology. Good news that can also create problems stemming from depending on standard warranties designed to only protect against product defects and some downtime causes. Using a standard approach to warranty uplifts, such as HP Care Pack Services, helps reduce downtime risks and provides operational consistency for mission-critical and standard business computing.

**HP Care Pack Services:** Upgrading or extending standard server and storage warranties cost effectively. HP Care Pack Services offer a standard reactive hardware and software support services suite sold separately, or combined with our Support Plus and Support Plus 24 services. The portfolio also provides a combination of integrated proactive and reactive services, such as Proactive 24 Service and Critical Service. In addition with HP Proactive Select, you can acquire the specific proactive constancy and technical services. HP Proactive Select menu offers a broad set of service options that you can mix and match depending on your specific requirements. Proactive service options include offers for server, storage, network, SAN device, software, environment and education services.

HP server and storage lifecycle support services offers a full spectrum of customer care-from technology support to complex migrations to complete managed services. HP Factory Express provides customization, integration and deployment services for turnkey solutions. HP Education Services offer flexible, comprehensive training on to help your IT staff get the most out of your server and storage investments. HP Financial solutions extend innovative financing and cost-effective asset management programs-from purchase to equipment retirement.

Learn more: [www.hp.com/services/servers](http://www.hp.com/services/servers) and [www.hp.com/services/storage](http://www.hp.com/services/storage)

**NOTE:** Care Pack Services availability may vary by product and country.

HP Care Pack Services are sold by HP and HP Authorized Service Partners:

- Services for customers purchasing from HP or an enterprise reseller are quoted using HP order configuration tools.
  - Customers purchasing from a commercial reseller can find HP Care Pack Services at <http://www.hp.com/go/lookuptool>
- 



## Service and Support, HP Care Pack, and Warranty Information

Recommended HP Care Pack Services for optimal satisfaction with your HP product

### 3 years HP Support Plus 24

For a higher return on your storage investment, HP Support Plus 24 provides integrated hardware and software support services designed specifically for your technology. Available 24x7, this 3-year combined reactive support option delivers onsite hardware support and over-the-phone software support around-the-clock. Leverage the full strength of HP Technology Services - customers can trust the services professionals at HP to work collaboratively with them, putting our strategic and technical know-how to work across their entire infrastructure.

- Improve uptime with responsive hardware and software services
- Enjoy consistent service coverage across geographically dispersed sites
- Update HP software at a predictable cost
- Increase customer satisfaction-with no interoperability gaps

<http://h20195.www2.hp.com/V2/GetPDF.aspx/5981-6638EEE>

Recommended Deployment

### HP Installation Service.

For smooth startup and better business outcomes, HP Hardware Installation - this service provides initial hardware installation of your product into your technology environment (system configuration is not included). In today's new era of business technology- customers can trust the services professionals at HP to work collaboratively with them, putting our strategic and technical know-how to work across their entire infrastructure.

Service Features:

- Installation in accordance with your business's configuration requirements
- The ability to achieve more effective data management

<http://h71028.www7.hp.com/ERC/downloads/5981-9356EN.pdf>

**Important Notice for Tape Drives Installed in a 1U or 3U Rack Mount Kit** **NOTE:** These Care Packs do not apply to Tape Drives mounted in a 1U or 3U Rack Mount Kit. The Rack Mount Kit Care Pack covers all possible configurations of Tape Drives. Hence the Care Packs for 1U & 3U Rack Mount Kit covers all drives purchased with the Rack Mount Kit.

Please follow the following URL for the correct Care Pack Services and descriptions.  
[http://h18000.www1.hp.com/products/quickspecs/10854\\_div/10854\\_div.PDF](http://h18000.www1.hp.com/products/quickspecs/10854_div/10854_div.PDF)

**Important Notice for Internal Tape Drives Installed in an HP Server**

**NOTE:** These Care Packs do not apply to Internal Tape Drives because they do not have Care Packs associated with them if they are mounted in an HP Server. Hence the Care Packs for the HP Server covers all drives purchased with the Rack Mount Kit.

Please follow the following URL for the correct Care Pack Services and descriptions.  
For Proliant use - <http://h18000.www1.hp.com/products/quickspecs/ProductBulletin.html>  
For BCS use - <http://h18000.www1.hp.com/products/quickspecs/ProductBulletin.html>





## Service and Support, HP Care Pack, and Warranty Information

**Important Notice for Tape Drive Modules Installed in an HP Tape Array** **NOTE:** These Care Packs do not apply to Tape Drives mounted in an HP Tape Array because they do not have Care Packs associated with them. Hence the Care Packs for the HP Tape Array covers all drives purchased with the Rack Mount Kit.

Please follow the following URL for the correct Care Pack Services and descriptions.  
[http://h18000.www1.hp.com/products/quickspecs/11878\\_div/11878\\_div.PDF](http://h18000.www1.hp.com/products/quickspecs/11878_div/11878_div.PDF)

**Optional HP Care Pack Services that will enhance your HP product experience.**

### 5-Year HP Support Plus 24

As an alternative to our recommended support level, for customers who need to improve uptime with responsive 24x7 product support:

HP Support Plus 24 helps you increase performance and availability with comprehensive, consistent hardware and software services. Working with your IT team, HP Services engineers deliver onsite hardware support and over-the-phone software support around-the-clock 365 days per year. Service coverage encompasses HP products and selected multivendor hardware and software.

In addition, this convenient HP Care Pack packaged service makes software updates available to you at substantial savings.

Choose Support Plus 24 when you need to:

- Improve uptime with responsive hardware and software services available anytime
- Cost-effectively obtain expert 24x7 multivendor hardware and software support
- Enjoy consistent service coverage across geographically dispersed sites
- Update HP and selected third-party software at a predictable cost
- Take advantage of subscription savings on software updates

<http://h20195.www2.hp.com/V2/GetPDF.aspx/5981-6638EN.pdf>

---

## eSupport

HP eSupport is a portfolio of technology-based services that assist you with managing your business environment - from the desktop to the data center.

### Support Portal

The HP support portal provides one-stop access to the information, tools and services you need to manage the daily operations of your IT environment.

Features include:

- Access to self-solve tools (including search technical knowledge base)
- Efficient logging and tracking of support cases
- Collaboration with other business and IT professionals
- Download of patches and drivers
- Access to diagnostic tools
- Proactive notification of relevant information

Access to certain features of the support portal requires an HP service agreement. To access the support portal, visit <http://www.hp.com/support>.



---

*Service and Support, HP Care Pack, and Warranty Information*

---

**Customer Technical Training**

**HP Education Services**

In today's cost-conscious business environment, IT professionals, developers, consultants and users face an interesting challenge: how to keep up with the latest technologies and expand important skills while delivering profitable results on current projects. To help address this challenge, HP offers innovative training solutions that help keep you up-to-date on virtualization, server, storage, Insight Control, Citrix, Microsoft® and open source/Linux-related topics-while spending less time away from business-critical activities.

---

**HP Services Awards**

HP Technology Services continues to be recognized for service and support excellence by customers, partners, industry organizations and publications around the world. Recent honors and award reflect our services team's dedications, technical expertise, professionalism and uncompromising commitment to customer satisfaction.

---

**Additional Services Information**

To learn more on HP ProLiant servers, HP BladeSystem servers and HP storage products, please contact your HP sales representative or HP Authorized Channel Partner. Or visit: [www.hp.com/services/proliant](http://www.hp.com/services/proliant) or [www.hp.com/services/bladesystem](http://www.hp.com/services/bladesystem) or <http://www.hp.com/hps/storage>



### Kit Contents

#### HP DAT 40 Tape Drives

Model	Part Number
<b>HP DAT 40 SCSI Int Tape Drive</b> DAT 40 SCSI Internal Tape Drive, installation poster, HP CD (containing electronic user's guide and drivers), HP Data Protector Express Single Server Edition software and its Bare Metal Disaster Recovery option Basic CD, SCSI ribbon cable, screws, HP DDS-4 data cartridge, HP DDS cleaning cartridge. <b>NOTE:</b> 0D1 will appear after this part number on your sales order if factory integration is indicated.	C5686C
<b>HP DAT 40 SCSI Ext Tape Drive</b> DAT 40 SCSI External Tape Drive, installation poster, HP CD (containing electronic user's guide, drivers, and HP Library and Tape Tools software diagnostics, HP Data Protector Express Basic CD Single Server Edition software and its Bare Metal Disaster Recovery option, SCSI cable (68-pin HD to 68-pin VHD, LVD/SE Ultra2, 2.5m), LVD/SE SCSI multi-mode terminator, power cord, HP DDS-4 data cartridge, HP DDS cleaning cartridge.	C5687D
<b>HP DAT 40 SCSI Array Module</b> DAT 40 SCSI Array Module, installation poster, HP CD (containing electronic user's guide, drivers, and HP Library and Tape Tools software diagnostics, HP Data Protector Express Basic CD Single Server Edition software and its Bare Metal Disaster Recovery option, HP DDS-4 data cartridge, HP DDS cleaning cartridge. <b>NOTE:</b> 0D1 will appear after this part number on your sales order if factory integration is indicated.	C7497C
<b>HP DAT 40 USB Internal Tape Drive</b> DAT 40 USB Internal Tape Drive, installation poster, HP CD (containing electronic user's guide and drivers), HP Data Protector Express Basic CD Single Server Edition software and its Bare Metal Disaster Recovery option, standard USB cable, USB cable for internal ProLiant connect, USB cable for internal connect to an Intel motherboard header, screws, HP DDS-4 data cartridge, HP DDS cleaning cartridge. <b>NOTE:</b> 0D1 will appear after this part number on your sales order if factory integration is indicated.	DW022A
<b>HP DAT 40 USB External Tape Drive</b> DAT 40 USB External Tape Drive, installation poster, HP CD (containing electronic user's guide and drivers), HP Data Protector Express Basic CD Single Server Edition software and its Bare Metal Disaster Recovery option, integral USB cable, power cord, HP DDS-4 data cartridge, HP DDS cleaning cartridge.	DW023A

---

#### HP DAT 72 Tape Drives

Model	Part Number
<b>HP DAT 72 SCSI Internal Drive</b> HP DAT 72 SCSI Internal Drive <b>NOTE:</b> 0D1 will appear after this part number on your sales order if factory integration is indicated.	Q1522B
<b>HP DAT 72 SCSI External Drive</b> DAT 72 SCSI External Tape Drive, installation poster, HP CD (containing electronic user's guide and drivers), HP Data Protector Express Basic CD Single Server Edition software and its Bare Metal Disaster Recovery option, SCSI cable (68-pin Wide VHD-HD LVD), LVD/SE SCSI multi-mode terminator, power cord, HP DAT 72 data cartridge, HP DDS cleaning cartridge.	Q1523B
<b>HP DAT 72 SCSI Array Module</b> DAT 72 SCSI Array Module, installation poster, HP CD (containing electronic user's guide and drivers), HP Data Protector Express Basic CD Single Server Edition software and its Bare Metal Disaster Recovery option, HP DAT 72 data cartridge, HP DDS cleaning cartridge. <b>NOTE:</b> 0D1 will appear after this part number on your sales order if factory integration is indicated.	Q1524C
<b>HP DAT 72 USB Internal Tape Drive</b>	DW026A



## Kit Contents

DAT 72 USB Internal Tape Drive, installation poster, HP CD (containing electronic user's guide and drivers), HP Data Protector Express Basic CD Single Server Edition software and its Bare Metal Disaster Recovery option, standard USB cable, USB cable for internal ProLiant connect, USB cable for internal connect to an Intel motherboard header, screws, HP DAT 72 data cartridge, HP DDS cleaning cartridge.

**NOTE:** 0D1 will appear after this part number on your sales order if factory integration is indicated.

### HP DAT 72 USB External Tape Drive

DW027A

DAT 72 USB External Tape Drive, installation poster, HP CD (containing electronic user's guide and drivers), HP Data Protector Express Basic CD Single Server Edition software and its Bare Metal Disaster Recovery option, integral USB cable, power cord, HP DAT 72 data cartridge, HP DDS cleaning cartridge.

### DAT 72 USB 1U USB Rack-Mount Kit

AG594B

Single DAT 72 integrated in a 1U USB Rack-Mount enclosure with power supply and fan (up to 2 half-height tape drives supported), installation poster, HP CD (containing electronic user's guide and drivers), HP Data Protector Express Basic CD Single Server Edition software and its Bare Metal Disaster Recovery option, integral USB cable, power cord, rail kit, HP DAT 72 data cartridge, HP DDS cleaning cartridge.

**NOTE:** Single drive installed in a 1U Rack-mount kit

**NOTE:** 0D1 will appear after this part number on your sales order if factory integration into a rack is indicated.

## HP DAT 160 Tape Drives

<b>Model</b>	<b>Part Number</b>
--------------	--------------------

### HP DAT 160 SAS Internal Tape Drive

Q1587A

DAT 160 SAS Internal Tape Drive, installation poster, HP CD (containing electronic user's guide and drivers), HP Data Protector Express Basic CD Single Server Edition backup/recovery software CD and the HP Data Protector Express Bare Metal Disaster Recovery option, mini-SAS SFF8482 to SFF8087 cable, HP DAT 160 data cartridge, HP DAT 160 cleaning cartridge

**NOTE:** 0D1 will appear after this part number on your sales order if factory integration is indicated.

### HP DAT 160 SAS External Tape Drive

Q1588A

DAT 160 SCSI External Tape Drive, installation poster, HP CD (containing electronic user's guide and drivers), HP Data Protector Express Basic CD Single Server Edition backup/recovery software CD and the HP Data Protector Express Bare Metal Disaster Recovery option, mini-SAS SFF8088 to SFF8088 cable, power cord, HP DAT 160 data cartridge, HP DAT 160 cleaning cartridge.

### HP DAT 160 SCSI Internal Tape Drive

Q1573A

DAT 160 SCSI Internal Tape Drive, installation poster, HP CD (containing electronic user's guide and drivers), HP Data Protector Express Basic CD Single Server Edition backup/recovery software CD and the HP Data Protector Express Bare Metal Disaster Recovery option, SCSI ribbon cable (68-pin wide HD LVD), HP DAT 160 data cartridge, HP DAT 160 cleaning cartridge.

**NOTE:** 0D1 will appear after this part number on your sales order if factory integration is indicated.

### HP DAT 160 SCSI External Tape Drive

Q1574A

DAT 160 SCSI External Tape Drive, installation poster, HP CD (containing electronic user's guide and drivers), HP Data Protector Express Basic CD Single Server Edition backup/recovery software CD and the HP Data Protector Express Bare Metal Disaster Recovery option, SCSI cable (68-pin Wide VHD-HD LVD), LVD/SE SCSI multi-mode terminator, power cord, HP DAT 160 data cartridge, HP DAT 160 cleaning cartridge.

### HP DAT 160 SCSI Array Module

Q1575A

DAT 160 SCSI Array Module, installation poster, HP CD (containing electronic user's guide and drivers), HP Data Protector Express Basic CD Single Server Edition backup/recovery software CD and the HP Data Protector Express Bare Metal Disaster Recovery option, HP DAT 160 data cartridge, HP DAT 160 cleaning cartridge.

**NOTE:** 0D1 will appear after this part number on your sales order if factory integration is indicated.

### HP DAT 160 USB Internal Tape Drive

Q1580A



### Kit Contents

DAT 160 USB Internal Tape Drive, installation poster, HP CD (containing electronic user's guide and drivers), HP Data Protector Express Basic CD Single Server Edition backup/recovery software CD and the HP Data Protector Express Bare Metal Disaster Recovery option, standard USB cable, USB cable for internal ProLiant connect, USB cable for internal connect to an Intel motherboard header, screws, HP DAT 160 data cartridge, HP DAT 160 cleaning cartridge.

**NOTE:** 0D1 will appear after this part number on your sales order if factory integration is indicated.

#### HP DAT 160 USB External Tape Drive

Q1581A

DAT 160 USB External Tape Drive, installation poster, HP CD (containing electronic user's guide and drivers), HP Data Protector Express Basic CD Single Server Edition backup/recovery software CD and the HP Data Protector Express Bare Metal Disaster Recovery option, integral USB cable, power cord, HP DAT 160 data cartridge, HP DAT 160 cleaning cartridge.

#### DAT 160 USB 1U USB Rack-Mount Kit

AG703B

Single DAT 160 integrated in a 1U USB Rack-Mount enclosure with power supply and fan (up to 2 half-height tape drives supported), installation poster, HP CD (containing electronic user's guide and drivers), HP Data Protector Express Basic CD Server Edition software and its Bare Metal Disaster Recovery option, integral USB cable, power cord, rail kit, HP DAT 160 data cartridge, HP DAT 160 cleaning cartridge.

**NOTE:** Single drive installed in a 1U Rack-mount kit

**NOTE:** 0D1 will appear after this part number on your sales order if factory integration into a rack is indicated.

---

### HP DAT 320 Tape Drives

Model	Part Number
-------	-------------

#### HP DAT 320 SAS Internal Tape Drive

AJ830A

DAT 320 SAS Internal Tape Drive, installation poster, HP CD (containing electronic user's guide and drivers), HP Data Protector Express Basic CD Single Server Edition backup/recovery software CD and the HP Data Protector Express Bare Metal Disaster Recovery option, mini-SAS SFF8482 to SFF8087 cable, HP DAT 320 data cartridge, HP DAT 320 cleaning cartridge.

**NOTE:** 0D1 will appear after this part number on your sales order if factory integration is indicated.

#### HP DAT 320 SAS External Tape Drive

AJ828A

DAT 320 SAS External Tape Drive, installation poster, HP CD (containing electronic user's guide and drivers), HP Data Protector Express Basic CD Single Server Edition backup/recovery software CD and the HP Data Protector Express Bare Metal Disaster Recovery option mini-SAS SFF8088 to SFF8088 cable, power cord, HP DAT 320 data cartridge, HP DAT 320 cleaning cartridge.

#### HP DAT 320 USB Internal Tape Drive

AJ825A

DAT 320 USB Internal Tape Drive, installation poster, HP CD (320 electronic user's guide and drivers), HP Data Protector Express Basic CD Single Server Edition backup/recovery software CD and the HP Data Protector Express Bare Metal Disaster Recovery option, standard USB cable, USB cable for internal ProLiant connect, USB cable for internal connect to an Intel motherboard header, screws, HP DAT 320 data cartridge, HP DAT 320 cleaning cartridge.

**NOTE:** 0D1 will appear after this part number on your sales order if factory integration is indicated.

#### HP DAT 320 USB External Tape Drive

AJ823A

DAT 320 USB External Tape Drive, installation poster, HP CD (containing electronic user's guide and drivers), HP Data Protector Express Basic CD Single Server Edition backup/recovery software CD and the HP Data Protector Express Bare Metal Disaster Recovery option, integral USB cable, power cord, HP DAT 320 data cartridge, HP DAT 320 cleaning cartridge.

#### DAT 320 USB 1U USB Rack-Mount Kit

AP835B



## Kit Contents

Single DAT 320 integrated in a 1U USB Rack-Mount enclosure with power supply and fan (up to 2 half-height tape drives supported), installation poster, HP CD (containing electronic user's guide and drivers), HP Data Protector Express Basic CD Server Edition software and its Bare Metal Disaster Recovery option, integral USB cable, power cord, rail kit, HP DAT 320 data cartridge, HP DAT 320 cleaning cartridge.

**NOTE:** Single drive installed in a 1U Rack-mount kit

**NOTE:** OD1 will appear after this part number on your sales order if factory integration into a rack is indicated.

**NOTE:** Data Protector Express 5.0 Basic replaces Data Protector Express Single Server Edition as the software included with the HP DAT tape drives. If your tape drive includes Data Protector Express Single Server Edition you should register this. At the end of the registration process you will be able to download Data Protector Express Basic.

**NOTE:** Data Protector Express Basic will run in evaluation mode for up to 60 days from installation. For continued use a free permanent license key is acquired by registration at: <https://webware.hp.com>. For more information see: [www.hp.com/go/dataprotectorexpress/basic/register](http://www.hp.com/go/dataprotectorexpress/basic/register)



## Options

**NOTE:** This is a list of related options. Some may be discontinued.

### Host Bus Adapters and Controllers for ProLiant Servers

#### SCSI Controllers

64-Bit/133-MHz Single-Channel Ultra320 SCSI Adapter	374654-B21
HP SC11Xe Ultra320 Single Channel/ PCIe x4 SCSI Host Bus Adapter	412911-B21

**NOTE:** Please refer to the following web page for further information:  
<http://www.hp.com/storage/SPOCK>

#### SAS Controllers

HP Smart Array P212/ZM 1-ports Int/1-ports Ext PCIe x8 SAS Controller	462828-B21
<b>NOTE:</b> Recommended SAS HBA for connecting HP tape drives to HP ProLiant servers	
HP Smart Array P212/256 1-ports Int/1-ports Ext PCIe x8 SAS Controller	462834-B21
HP Smart Array P411/256 2-ports Ext PCIe x8 SAS Controller	462830-B21
HP Smart Array P411/512 BBWC 2-ports Ext PCIe x8 SAS Controller	462832-B21
HP Smart Array P410/256 2-ports Int PCIe x8 SAS Controller	462862-B21
HP Smart Array P410/512 BBWC 2-ports Int PCIe x8 SAS Controller	462864-B21
HP Modular Smart Array SC44Ge 1-ports Int/1-ports Ext PCIe x8 SAS Host Bus Adapter	416096-B21
HP Smart Array P400/256 2-ports Int PCIe x8 SAS Controller	405132-B21
HP Smart Array P400 512MB Battery Kit	411064-B21
HP 64/133 2-ports Int PCI-X SAS Host Bus Adapter	347786-B21
<b>NOTE:</b> PCI-X interface	
HP Smart Array P800/512 BBWC 2-ports Int/2-ports Ext PCIe x8 SAS Controller	381513-B21
HP Smart Array E500/256 2-ports Ext PCIe x8 SAS Controller	435129-B21

### Controllers for Third-Party Servers

HP SC11Xe Ultra320 Single Channel/ PCIe x4 SCSI Host Bus Adapter	412911-B21
64-Bit/133-MHz Single-Channel Ultra320 SCSI Adapter	374654-B21
<b>NOTE:</b> Please refer to the following web page for further information: <a href="http://www.hp.com/storage/SPOCK">http://www.hp.com/storage/SPOCK</a>	
HP Modular Smart Array SC44Ge 1-ports Int/1-ports Ext PCIe x8 SAS Host Bus Adapter	416096-B21
<b>NOTE:</b> Recommended SAS HBA for connecting HP tape drives	

### Media

HP DDS-2 Data Cartridge, 8GB	C5707A
HP DDS-3 Data Cartridge, 24GB	C5708A
HP DDS-4 Data Cartridge, 40GB	C5718A
HP DAT 72 Data Cartridge, 72GB	C8010A
HP DAT 160 Data Cartridge, 160GB	C8011A
HP DAT 320 320GB Data Cartridge	Q2032A
HP DDS/DAT Cleaning Cartridge	C5709A
HP DAT 320 Cleaning Cartridge	Q2039A
HP DAT160 Cleaning Cartridge	C8015A



## Options

Rack-Mount Options	<p>1U SAS Rack-Mount KIT <span style="float: right;">AE459B</span></p> <p><b>NOTE:</b> 1U SAS Rack-Mount Kit holds up to two internal DAT SAS drives (and other SAS tape technologies).</p> <p><b>NOTE:</b> Please refer to the following web page for further information:  <a href="http://h18006.www1.hp.com/storage/tapestorage/rackmount.html">http://h18006.www1.hp.com/storage/tapestorage/rackmount.html</a></p> <p>3U SAS Rack-Mount KIT <span style="float: right;">AG576B</span></p> <p><b>NOTE:</b> 3U SAS Rack-Mount Kit holds up to four internal DAT SAS drives (and other SAS tape technologies).</p> <p><b>NOTE:</b> Please refer to the following web page for further information:  <a href="http://h18006.www1.hp.com/storage/tapestorage/rackmount.html">http://h18006.www1.hp.com/storage/tapestorage/rackmount.html</a></p> <p>1U SCSI Rack-Mount Kit <span style="float: right;">A7445C</span></p> <p><b>NOTE:</b> 1U SCSI Rack-Mount Kit holds up to two internal DAT SCSI drives (and other SCSI tape technologies).</p> <p><b>NOTE:</b> Please refer to the following web page for further information:  <a href="http://h18006.www1.hp.com/products/storageworks/1urackmount/index.html">http://h18006.www1.hp.com/products/storageworks/1urackmount/index.html</a></p> <p>1U USB Rack-Mount Kit <span style="float: right;">A8007B</span></p> <p><b>NOTE:</b> 1U USB Rack-Mount Kit holds up to two internal DAT USB drives</p> <p><b>NOTE:</b> Please refer to the following web page for further information:  <a href="http://h18006.www1.hp.com/products/storageworks/1urackmount/index.html">http://h18006.www1.hp.com/products/storageworks/1urackmount/index.html</a></p> <p>1U USB Cable Option Kit <span style="float: right;">396114-B21</span></p> <p><b>NOTE:</b> This cable kit can be purchased to convert a 1U SCSI rack-mount kit to a USB interface to support the DAT USB drives. It includes 1 - 5 meter USB cable, 1- plastic grommet, 1- metallic panel, and documentation. All pieces are pre-assembled for easy implementation.</p> <p>HP 3U SCSI Rack-Mount Kit <span style="float: right;">274338-B22</span></p> <p><b>NOTE:</b> 3U Rack-Mount Kit holds up to four internal SCSI DAT drives (and other SCSI tape technologies).</p> <p><b>NOTE:</b> Please refer to the following web page for further information:  <a href="http://h18006.www1.hp.com/products/storageworks/3urackmount/index.html">http://h18006.www1.hp.com/products/storageworks/3urackmount/index.html</a></p>
<hr/>	
SCSI Cable Kits	<p>External SCSI Cable, 68-pin HD/68-pin VHDCI, 12ft/3.66m <span style="float: right;">341177-B21</span></p> <p>SCSI Cable LVD, HVD or SE (Multimd) HDTS68 connector 0.5m <span style="float: right;">C2978B</span></p> <p>External SCSI Cable, 68-pin HD/68-Pin HD, 16.4ft/5m <span style="float: right;">C2911C</span></p> <p>SCSI Cable LVD, HVD or SE (Multimd) HDTS68 connector 2.5m <span style="float: right;">C2924C</span></p> <p>SCSI Cable LVD, HVD or SE (Multimd) VHDS68/HDTS68 1m <span style="float: right;">C2361B</span></p> <p>SCSI Cable LVD, HVD or SE (Multimd) VHDS68/HDTS68 2.5m <span style="float: right;">C2362B</span></p> <p>SCSI Cable LVD, HVD or SE (Multimd) VHDS68/HDTS68 5m <span style="float: right;">C2365B</span></p> <p>SCSI Cable LVD, HVD or SE (Multimd) VHDS68/HDTS6810m <span style="float: right;">C2363B</span></p>





### Options

#### SAS Cable Kits

HP Mini-SAS Cable for DAT Internal Tape Drive	AP747A
<b>NOTE:</b> Use this cable to connect HP DAT internal tape drives to Mini-SAS (SFF8087) ports.	
2M External Infiniband (SFF8470) to Mini-SAS (SFF8088) 1x SAS Cable	AE466A
<b>NOTE:</b> Use this cable to connect HP SAS external tape devices to HP SAS controllers with Infiniband (SFF8470) connectors.	
4M External Infiniband (SFF8470) to Mini-SAS (SFF8088) 1x SAS Cable	AE468A
<b>NOTE:</b> Use this cable to connect HP SAS external tape devices to HP SAS controllers with Infiniband (SFF8470) connectors.	
HP SAS Min-Min 1x-2M Cable Assembly Kit	AE470A
<b>NOTE:</b> Use this cable to connect HP SAS external tape devices to HP SAS controllers with external Mini-SAS (SFF8088) connectors.	
4M External Mini-SAS (SFF8088) to Mini-SAS (SFF8088) 1x SAS Cable	AE465A
<b>NOTE:</b> Use this cable to connect HP SAS external tape devices to HP SAS controllers with external Mini-SAS (SFF8088) connectors.	
4M External Mini-SAS (SFF8088) to SAS 4i (SFF8484) 3x/1x Split SAS Cable	AE464A
<b>NOTE:</b> This split cable connects internally to SAS Hard Drive Cage (3x) and externally to the tape device (1x) with other connector attaching to HP SAS controllers with SAS 4i (SFF8484) connectors. The 1x cable occupies additional PCI slot on the server.	
4M External Mini-SAS (SFF8088) to Internal Mini-SAS (SFF8087) 3x/1x Split SAS Cable	AG452A
<b>NOTE:</b> This split cable connects internally to SAS Hard Drive Cage (3x) and externally to the tape device (1x) with other connector attaching to the Smart Array P400i controller inside a DL360 G5 or DL365 G5 server. The 1x cable occupies additional PCI slot on the server.	



### Technical Specifications

#### Dimensions

	DAT 40	DAT 72	DAT 160	DAT 320
<b>Form Factor</b>	Half-height, 5¼ inches (internal and array module)	Half-height, 5¼ inches (internal and array module)	Half-height, 5¼ inches (internal and array module)	Half-height, 5¼ inches
<b>Physical (HxWxD) SAS Internal</b>	n/a	n/a	1.6 x 5.7 x 7.2 in (4.0 x 14.5 x 18.3 cm)	1.6 x 5.7 x 8.12 in (4.1 x 14.6 x 20.6 cm)
<b>Physical (HxWxD) SCSI Internal</b>	1.6 x 5.7 x 6.1 in (4.0 x 14.5 x 15.5 cm)	1.6 x 5.7 x 6.1 in (4.0 x 14.5 x 15.5 cm)	1.6 x 5.7 x 7 in (4.0 x 14.5 x 17.7 cm)	n/a
<b>Physical (HxWxD) USB Internal</b>	1.6 x 5.7 x 6.1 in (4.0 x 14.5 x 15.5 cm)	1.6 x 5.7 x 6.1 in (4.0 x 14.5 x 15.5 cm)	1.6 x 5.7 x 7.2 in (4.0 x 14.5 x 18.3 cm)	1.6 x 5.7 x 8.12 in (4.1 x 14.6 x 20.6 cm)
<b>Physical (HxWxD) SCSI/USB External</b>	2.2 x 7.1 x 8.7 in (5.7 x 18.1 x 22.2 cm)	2.2 x 7.1 x 8.7 in (5.7 x 18.1 x 22.2 cm)	2.6 x 7.1 x 9.3 in (6.7 x 18.1 x 23.6 cm)	n/a 3.1 x 8.7 x 11.8 in (7.8 x 22.0 x 29.9 cm)
<b>Physical (HxWxD) SAS External</b>	n/a	n/a	2.6 x 7.1 x 9.3 in (6.7 x 18.1 x 23.6 cm)	3.1 x 8.7 x 11.8 in (7.8 x 22.8 x 29.9 cm)
<b>Physical (HxWxD) Array Module</b>	1.6 x 6.3 x 11.2 in (4.0 x 16.0 x 28.5 cm)	1.6 x 6.3 x 11.2 in (4.0 x 16.0 x 28.5 cm)	1.6 x 6.3 x 11.2 in (4.0 x 16.0 x 28.5 cm)	n/a
<b>Shipping (HxWxD) SAS Internal</b>	n/a	n/a	6.3 x 9.25 x 9.05 in (16.0 x 23.5 x 23.0 cm)	7.9 x 9.52 x 11.41 in (20 x 24.2 x 29.0 cm)
<b>Shipping (HxWxD) SCSI Internal</b>	9.5 x 9.25 x 9.5 in (24.0 x 23.5 x 24.0 cm)	9.5 x 9.25 x 9.5 in (24.0 x 23.5 x 24.0 cm)	6.3 x 9.25 x 9.05 in (16.0 x 23.5 x 23.0 cm)	n/a
<b>Shipping (HxWxD) USB Internal</b>	9.5 x 9.25 x 9.5 in (24.0 x 23.5 x 24.0 cm)	9.5 x 9.25 x 9.5 in (24.0 x 23.5 x 24.0 cm)	6.3 x 9.25 x 9.05 in (16.0 x 23.5 x 23.0 cm)	7.9 x 9.52 x 11.41 in (20 x 24.2 x 29.0 cm)
<b>Shipping (HxWxD) SAS External</b>	n/a	n/a	8.85 x 12.6 x 11.02 in (22.5 x 32.0 x 28.0 cm)	9.5 x 12.52 x 15.63 in (24.1 x 31.8 x 39.7 cm)
<b>Shipping (HxWxD) SCSI External</b>	11.8 x 11.02 x 12.6 in (30.0 x 28.0 x 32.0 cm)	11.8 x 11.02 x 12.6 in (30.0 x 28.0 x 32.0 cm)	8.85 x 12.6 x 11.02 in (22.5 x 32.0 x 28.0 cm)	n/a
<b>Shipping (HxWxD) USB External</b>	11.8 x 11.02 x 12.6 in (30.0 x 28.0 x 32.0 cm)	11.8 x 11.02 x 12.6 in (30.0 x 28.0 x 32.0 cm)	8.85 x 12.6 x 11.02 in (22.5 x 32.0 x 28.0 cm)	9.5 x 12.52 x 15.63 in (24.1 x 31.8 x 39.7 cm)



# QuickSpecs

## Technical Specifications

Shipping (HxWxD) Array Module	11.4 x 17.7 x 12.2 in (29.0 x 45.0 x 31.0 cm)	11.4 x 17.7 x 12.2 in (29.0 x 45.0 x 31.0 cm)	10.6 x 17.3 x 11.8 in (27.0 x 44.0 x 30.0 cm)	n/a
----------------------------------	--	--	--	-----

Weight	DAT 40	DAT 72	DAT 160	DAT 320
Out of box SAS Internal	n/a	n/a	2.7 lb (1.2 kg)	2.55 lb (1.1 kg)
Out of box SCSI/USB Internal	2.1 lb (.95 kg)	2.1 lb (.95 kg)	2.1 lb (.95 kg)	2.7 lb (1.2 kg)
Out of box SAS External	n/a	n/a	5 lb (2.25 kg)	7.4 lb (3.3 kg)
Out of box SCSI/ USB External	4.2 lb (1.90 kg)	4.2 lb (1.90 kg)	4.2 lb (1.90 kg)	7.5 lb (3.4 kg)
Out of box Array Module	3.2 lb (1.45 kg)	3.1 lb (1.40 kg)	3.1 lb (1.40 kg)	n/a
Shipping USB/SCSI Internal	3.2 lb (1.44 kg)	3.2 lb (1.44 kg)	3.2 lb (1.44 kg)	4.45 lb (2.0 kg)
Shipping SAS Internal	n/a	n/a	3.2 lb (1.44 kg)	4.60 lb (3.3 kg)
Shipping USB/SCSI External	6.4 lb (2.9 kg)	6.4 lb (2.9 kg)	6.4 lb (2.9 kg)	9.80 lb (4.4 kg)
Shipping SAS External	n/a	n/a	6.4 lb (2.9 kg)	9.70 lb (4.3 kg)
Shipping Array Module	7.9 lb (3.6 kg)	7.9 lb (3.6 kg)	7.9 lb (3.6 kg)	n/a

Capacity	DAT 40	DAT 72	DAT 160	DAT 320
Native	20 GB	36 GB	80GB	160GB
Compressed (assumes 2:1 data compression)	40 GB	72GB	160GB	320GB
Buffer Size	8 MB	8 MB	16 MB	64MB



## Technical Specifications

Performance	DAT 40	DAT 72	DAT 160	DAT 320
<b>Sustained Transfer Rate</b> (native) Where 1KB = 1,000 Bytes	3.2 MB/s*	3.2 MB/s*	6.9 MB/s*	12 MB/s*
<b>Sustained Transfer Rate</b> (with 2:1 data compression) Where 1KB = 1,000 Bytes	6.4 MB/s*	6.4 MB/s*	13.8 MB/s*	24 MB/s*
<b>Burst Transfer Rate</b> (SAS interface) Where 1KB = 1,000 Bytes	n/a	n/a	3 Gb/s	3 Gb/s
<b>Burst Transfer Rate</b> (SCSI interface) Where 1KB = 1,000 Bytes	6.4 MB/s (asynchronous) 160 MB/s (synchronous)	6.4 MB/s (asynchronous) 160 MB/s (synchronous)	6.9 MB/s (asynchronous) 160 MB/s (synchronous)	n/a
<b>Burst Transfer Rate</b> (USB interface) Where 1KB = 1,000 Bytes	40 MB/s	40 MB/s	40 MB/s	40 MB/s
<b>Data Access Time</b>	50 s	68 s	50 s	50 s
<b>Average Load Time</b>	15 s	15 s	35 s	45 s
<b>Average Unload Time</b>	15 s	15 s	35 s	50 s
<b>Rewind Time</b>	110 s (end to end)	120 s (end to end)	92 s (end to end)	120 s (end to end)
<hr/>				
Reliability	DAT 40	DAT 72	DAT 160	DAT 320
<b>MTBF</b>	125,000 hours at 100% duty cycle	125,000 hours at 100% duty cycle	125,000 hours at 100% duty cycle	125,000 hours at 100% duty cycle
<b>Uncorrected Error Rate</b>	1x10 <sup>-17</sup> bits read	1x10 <sup>-17</sup> bits read	1x10 <sup>-17</sup> bits read	1x10 <sup>-17</sup> bits read
<hr/>				
Media	DAT 40	DAT 72	DAT 160	DAT 320
<b>Recommended media</b>	DDS-4 (155m)	DAT 72 (170m)	DAT 160 (150m, wide tape)	DAT 320 (150m, wide tape)
<b>Backward read-write compatibility</b>	DDS-3 (125m) DDS-2 (120m)	DDS-4 (155m) DDS-3 (125m)	DAT 72 (170m) DDS-4 (155m)	DAT 160 (150m, wide tape)

### Technical Specifications

Tape Format		DAT 40	DAT 72	DAT 160	DAT 320
Recording Method		4 mm helical scan	4 mm helical scan	8 mm helical scan	8 mm helical scan
Recording Format		DDS-4, DDS-3, and DDS-2 (ANSI/ISO/ECMA)	DAT 72, DDS-4, DDS-3 (ANSI/ISO/ECMA)	DAT 160, DAT 72, DDS-4	DAT 320, and DAT 160
Data Compression		Lempel-Ziv (DCLZ)	Lempel-Ziv (DCLZ)	Lempel-Ziv (DCLZ)	Lempel-Ziv (DCLZ)
Error Detection/Correction		Reed-Solomon	Reed-Solomon	Reed-Solomon	Reed-Solomon
Data Encoding Method		Partial Response Maximum Likelihood (PRML)	Partial Response Maximum Likelihood (PRML)	Partial Response Maximum Likelihood (PRML)	Partial Response Maximum Likelihood (PRML) for DAT 160 media LDPC for DAT 320 media

---

Interface		DAT 40	DAT 72	DAT 160	DAT 320
SAS Interface		n/a	n/a	SAS 1.1	SAS 1.1
SAS Connector		n/a	n/a	SAS Internal: mini-SAS SFF8482 SAS External: mini-SAS SFF8088	SAS Internal: mini-SAS SFF8482 SAS External: mini-SAS SFF8088
SCSI Interface		SCSI-3 Ultra 160 LVD	SCSI-3 Ultra 160 LVD	SCSI-3 Ultra 160 LVD	N/A
SCSI Connector		Internal: 68-pin wide HD LVD External: 68-pin wide HDLVD, thumbscrew Hot-plug: 80-pin SCA-2 (SCSI and power) Array module: 80-pin EBBI	Internal: 68-pin wide HD LVD External: 68-pin wide LVDS, thumbscrew Hot-plug: 80-pin SCA-2 (SCSI and power) Array module: 80-pin EBBI	Internal: 68-pin wide HD LVD External: 68-pin wide LVDS, thumbscrew Array module: 80-pin EBBI	N/A
USB Interface		USB 2.0	USB 2.0	USB 2.0	USB 2.0
USB Connector		USB standard series B receptacle	USB standard series B receptacle	USB standard series B receptacle	USB standard series B receptacle
Termination - is only required for the SCSI product		No terminator is required for internal model (assumes use of terminated cable). External model requires termination with multimode terminator (included with product). SCSI Array module requires termination with multimode terminator (ordered separately - p/n C2364A).			



## Technical Specifications

Power Specifications	DAT 40	DAT 72	DAT 160	DAT 320
<b>Power Requirements</b> (SCSI-2 internal, hot-plug, and array module)	+5V ± 5% (100mV Max ripple) @0.6A +12V ± 10% (150mV Max ripple) @1.2A	+5V ± 5% (100mV Max ripple) @0.6A +12V ± 10% (150mV Max ripple) @1.2A	n/a	n/a
<b>Power Requirements</b> (USB, SCSI-3 internal and SAS and array module)	+5V ± 5% (100mV Max ripple) @0.8A +12V ± 10% (150mV Max ripple) @0.3A	+5V ± 5% (100mV Max ripple) @0.8A +12V ± 10% (150mV Max ripple) @0.3A	+5V ± 5% (100mV Max ripple) @1.1A +12V ± 10% (150mV Max ripple) @0.4A	+5V ± 5% (100mV Max ripple) @0.78A +12V ± 10% (150mV Max ripple) @0.3A
<b>Power Requirements</b> (external)	100 to 240 VAC, 50-60 Hz, auto-ranging	100 to 240 VAC, 50-60 Hz, auto-ranging	100 to 240 VAC, 50-60 Hz, auto-ranging	100 to 240 VAC, 50-60 Hz, auto-ranging
<b>Power consumption</b> (SAS) (average)	n/a	n/a	10.3 Watts	6.1 Watts
<b>Power consumption</b> (SCSI) (average)	7.3 Watts	7.1 Watts	10.3 Watts	n/a
<b>Power consumption</b> (USB) (average)	7.3 Watts	7.1 Watts	10.3 Watts	6.1 Watts

Environmental Specifications (all models)	Relative Humidity	Storage	5% to 95%
			Operating
	Temperature Range	Storage	-40° to 158° F/(-40° to 70° C)
		Operating	41° to 104° F/(5° to 40° C)

**Standards Compliance** cCSAus Certification to C22.2, No. 60950, TÜV EN60950 (IEC 60950), FCC and CE Declaration of Conformity, C-TICK Approved (AS/NZS CISPR22), VCCI Approved, RRL Approved, BSMI Approved, GOSH Approved



## Technical Specifications

DAT 72 and DAT 40 drive LED Indicators (with 2 LED indicators)	Tape LED	Clean LED	Meaning
<b>Tape Ready Signal</b>	On steady	Off	The data cartridge is loaded and the drive is ready.
<b>Tape Loading Signal</b>	Flashing slowly	Off	The cartridge is loading or unloading, or power-on self-test is in progress
<b>Tape Activity Signal</b>	Flashing rapidly	Off	The cartridge is loaded, activity is occurring.
<b>Media Caution Signal</b>	Off or flashing	Flashing slowly	If the media caution signal is displayed: <ul style="list-style-type: none"> <li>• The drive has detected that cleaning is required to maintain good performance.</li> <li>• Wait for the current operation to finish and clean the drive with an appropriate cleaning media, ensuring it has not expired.</li> <li>• Continue to use the drive as before. If the signal repeats, consider changing the data media for new media when convenient.</li> <li>• Regular cleaning (every 24 hours of tape pulling or weekly) can prevent this signal being shown.</li> </ul>
<b>Error Condition Signal</b>	Off	On steady	HP DAT drives perform a comprehensive self-test during power-up. If a hard error causes the self-test to fail, the clean light changes to steady amber. Run HP Library & Tape Tools to help diagnose the problem.
<b>OBDR Signal</b>	Both flashing slowly in an alternating pattern		The tape drive is in disaster recovery mode, restoring the operating system.

DAT 160 drive LED Indicators (with 4 LED indicators)	Ready LED	Clean LED	Tape LED	Drive LED	Meaning
<b>Tape Ready Signal</b>	On steady	Off	Off	Off	The data cartridge is loaded and the drive is ready.
<b>Tape Loading Signal</b>	Flashing slowly	Off	Off	Off	The cartridge is loading or unloading, or power-on self-test is in progress
<b>Tape Activity Signal</b>	Flashing rapidly	Off	Off	Off	The cartridge is loaded, activity is occurring.
<b>Cleaning Advisory Signal</b>	Off or flashing	Flashing slowly	Off	Off	If the cleaning advisory signal is displayed: <ul style="list-style-type: none"> <li>• The drive has detected that cleaning is required to maintain good performance.</li> <li>• Wait for the current operation to finish and clean the drive with an appropriate cleaning media,</li> </ul>



### Technical Specifications

					ensuring it has not expired.
					<ul style="list-style-type: none"> <li>• Continue to use the drive as before. If the signal repeats, consider changing the data media for new media when convenient.</li> <li>• Regular cleaning (every 24 hours of tape pulling or weekly) can prevent this signal being shown.</li> </ul>
<b>Media Caution Signal</b>	Off or flashing	Off	Flashing slowly	Off	<p>If the media caution signal is displayed:</p> <ul style="list-style-type: none"> <li>• The drive has detected that the data media being used is likely to be nearing the end of its life, damaged or degraded.</li> <li>• It is recommended that once the current operation is complete, the drive is cleaned with appropriate media and the data media changed.</li> <li>• If required, the data from the media flagged as suspect should be transferred to a new media cartridge.</li> </ul>
<b>Drive Caution Signal</b>	Off or flashing	Off	Off	Flashing slowly	<p>If the drive caution signal is displayed:</p> <ul style="list-style-type: none"> <li>• The drive has detected that the performance of the drive has become degraded.</li> <li>• There is an unusual state which is only triggered when there have been issues with multiple data media and the drive has been cleaned regularly.</li> <li>• If this occurs, please use Library and Tape Tools to perform further diagnosis or contact HP support for further advice.</li> </ul>
<b>Error Condition Signal</b>	Off			On steady	<p>HP DAT drives perform a comprehensive self-test during power-up. If a hard error causes the self-test to fail, the clean light changes to steady amber. Run HP Library &amp; Tape Tools to help diagnose the problem.</p>
<b>OBDR Signal</b>	Pulsing (2 flashes followed by a pause)				<p>The tape drive is in disaster recovery mode, restoring the operating system.</p>





## Technical Specifications

DAT 320 drive LED Indicators		Ready LED	Clean LED	Tape LED	Drive LED	Meaning
(Note that the additional Encryption LED is described in the DAT320 Owners Guide)		<b>Tape Ready Signal</b>	On steady	Off	Off	The data cartridge is loaded and the drive is ready.
		<b>Tape Loading Signal</b>	Flashing slowly	Off	Off	The cartridge is loading or unloading, or power-on self-test is in progress
		<b>Tape Activity Signal</b>	Flashing rapidly	Off	Off	The cartridge is loaded, activity is occurring.
		<b>Cleaning Advisory Signal</b>	Off or flashing	Flashing slowly	Off	Off
	<b>Media Caution Signal</b>	Off or flashing	Off	Flashing slowly	Off	If the media caution signal is displayed: <ul style="list-style-type: none"> <li>• The drive has detected that the data media being used is likely to be nearing the end of its life, damaged or degraded.</li> <li>• It is recommended that once the current operation is complete, the drive is cleaned with appropriate media and the data media changed.</li> <li>• If required, the data from the media flagged as suspect should be transferred to a new media cartridge.</li> </ul>
	<b>Drive Caution Signal</b>	Off or flashing	Off	Off	Flashing slowly	If the drive caution signal is displayed: <ul style="list-style-type: none"> <li>• The drive has detected that the performance of the drive has become degraded.</li> <li>• There is an unusual state which is only triggered when there have been issues with multiple data media and the drive has been cleaned regularly.</li> </ul>



### Technical Specifications

**Error Condition Signal**      Off

**OBDR Signal**      Pulsing (2 flashes followed by a pause)

- If this occurs, please use Library and Tape Tools to perform further diagnosis or contact HP support for further advice.
- On steady HP DAT drives perform a comprehensive self-test during power-up. If a hard error causes the self-test to fail, the clean light changes to steady amber. Run HP Library & Tape Tools to help diagnose the problem.

The tape drive is in disaster recovery mode, restoring the operating system.

© Copyright 2011 Hewlett-Packard Development Company, L.P.

The information contained herein is subject to change without notice.

Microsoft and Windows are US registered trademarks of Microsoft Corporation. Intel is a US registered trademark of Intel Corporation. Unix is a registered trademark of The Open Group.

The only warranties for HP products and services are set forth in the express warranty statements accompanying such products and services. Nothing herein should be construed as constituting an additional warranty. HP shall not be liable for technical or editorial errors or omissions contained herein.

For tape drives and media, 1 GB = 1 billion bytes. Actual formatted capacity is less.

