

ScanMaker 9800XL

Hi-Res A3 Scanner



Picture shows the ScanMaker 9800XL with optional Transparency Adaptor



FireWire



UNIVERSAL SERIAL BUS



Features And Benefits

• Large Format A3 Scanning Area

The ScanMaker 9800XL is able to scan large format work up to A3 or batch scan multiple images with it's 17" x 12" scan area.

• High 1600 x 3200dpi Resolution

An all new internal design includes precision mechanics, optics and CCD sensor to enable 533% enlargements of images for printing at 300dpi.

• 48-bit Colour with Pre-Press Quality 3.7Dmax

The new 48-bit sensor and optics deliver a pre-press quality density of 3.7D, resulting in accurate colours and high levels of detail in subtle highlight and shadow areas.

• FireWire, USB and SCSI-II Connectivity

This scanner is fast. Connect with FireWire and a full A3, 1600dpi, 48-bit scan will complete in under six minutes. Includes a PCI FireWire card (Windows) & cable (USB too).

• Multi-Sampling

Whilst the quality of professional CCD based scanners continues to improve, multi-sampling can further reduce unavoidable random noise. Scan times are longer but often the end result can be dramatically improved.

• 16" x 12" Transparency Option

The optional transparency scan area is almost as large as the reflective area. This large 16" x 12" transparency area, combined with it's high-density of 3.7D is particularly valuable to medical professionals with it's ability to resolve huge amounts of subtle X-Ray detail.

• Network Scanning

Windows users can benefit from sharing this scanner over a local area network. Once installed, ScanWizard Pro® is used on each client as if the scanner was directly connected to the PC.

• Powerful Software

99% accurate ABBYY FineReader Sprint® OCR, Adobe® Photoshop Elements®, Ulead® PhotoExplorer®, ScanWizard Pro® and SilverFast Ai® (IT-8) are all included with the scanner.

• Panda Antivirus Titanium

Includes a fully working copy of Panda Titanium for Windows, PC World (USA) test winning Anti-Virus software. Works for three months then requires registration and costs half the RRP.

• Two Year Total Support

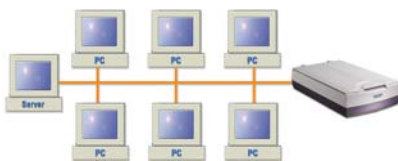
Microtek back up their superb service record with Total Support, offering a replacement scanner should the hardware fail and free technical support for two years.



Two Year Warranty



ICC Profile System
(Mac & Win)



Network Scanning (Win)



99% Accurate OCR
(Mac & Win)



Adobe® Photoshop
Elements®
(Mac & Win)

For more information:

For Germany please call 0049 (0)2065 987-180 or visit www.microtek.de

For the United Kingdom please call 0044 (0)1327 844880

For all other countries please contact your local country distributor, Microtek Europe on 0031 (0)10242 5688 or email info@microtek.nl

ScanMaker and ScanWizard Pro are registered trademarks of Microtek International Inc. All Trademarks acknowledged. Information subject to change without prior notification. E & OE. SM9800XL IS 1.1ee. © Microtek Europe 2002.

MICROTEK
www.microtekeurope.com

ScanMaker 9800XL

OPTIONAL TRANSPARENCY ADAPTOR

The TMA1600 offers a very large 16" x 12" scanning area and comes complete with templates to lift the film clear of the glass, avoiding newton ring distortion (see next page).

Perfect for scanning medium and large format transparencies (up to eight 5 x 4" transparencies at a time), larger transparencies such as 10" x 8" or even contact sheet scanning of 35mm film.



For Medical Professionals however, the ScanMaker 9800XL delivers many of the benefits offered by very expensive, specialised medical scanners. In fact, this scanner offers many other benefits besides.

The 16" x 12" transparency scan area can scan the critical areas of almost all large format X-Rays. The ability to resolve huge amounts of highlight and shadow detail means that subtle X-Ray information will not be missed.



EXCEPTIONAL IMAGE QUALITY

The ScanMaker 9800XL has a 21,360-element CCD with a resolution that reaches up to 1,600dpi. It is capable of delivering full 48-bit depth colour for richer and smoother tonal values, and an optical range of 3.7 Dmax allows users to capture details in highlight and shadow areas, as well as accurately represent gradation and natural colour from originals without sacrificing image details.



Original Image

There's more to Acrobat than the Reader!

Move up to Acrobat 4.0 and Acrobat 4.02 and enjoy the security, customisation, and much more!

Acrobat Reader 4.0

POWERED BY ABBYY

FINEREADER

Adobe Photoshop Elements

POWERFUL SOFTWARE SOLUTIONS

SilverFast Ai 5.5[®] (IT-8) (Mac & Win)
See following pages for full information.

Network Scanning (Win)
With ScanWizard Pro 6.1[®] it is now possible to share this scanner over a local network.

Adobe[®] Photoshop Elements[®] (Mac & Win)
Photoshop Elements[®] provides easy ways to edit your scans to your specific requirements.

ABBYY FineReader Sprint[®] OCR (Mac & Win)
Convert scanned text in editable text with 99% accuracy.

Other Software
Ulead[®] PhotoExplorer[®] (Mac & Win), Acrobat[®] Reader[®] and Panda Anti-Virus Titanium (Win) are all included.

FIREWIRE, USB & SCSI-II PORTS

For ultimate flexibility, this scanner offers three computer connections. New mechanics make this scanner twice as fast as it's predecessor. Combine this with FireWire and you have one of the fastest A3 scanners in the world. USB 1.1 is offered for USB only machines and we even support older Macintosh and Windows PC's with the SCSI-II port (card and cable not supplied).



Power SCSI-II USB FireWire TMA Port SCSI-ID

SPECIFICATIONS

SCANNING AREA

430 x 305mm (A3)
406 x 305mm (Optional Transparency Adaptor)

BIT DEPTH

True 48-bit, 16-bit per colour,
21,360 element tri-linear CCD

MAXIMUM DENSITY

3.7D

RESOLUTION

Optical: 1600 x 3200 dpi
Interpolated: 12800 x 12800 dpi

SCAN SPEED

11.5ms/line, full colour

DIMENSIONS

24.7" (L) x 14.8" (W) x 5.1" (H)
628mm (L) x 376mm (W) x 130mm (H)

INTERFACE

FireWire, SCSI-II and USB 1.1

LIGHT SOURCE

Cold Cathode Lamp

IN THE BOX

INCLUDED HARDWARE

- PCI FireWire Card (Win)
- FireWire and USB Cables
- Kodak IT-8 Reflective Colour Target

INCLUDED SOFTWARE

- Adobe[®] Photoshop Elements[®] (Mac & Win)
- LaserSoft SilverFast Ai 5.5[®] (Mac & Win)
- Microtek[®] ScanWizard Pro[®] (Mac & Win)
- ABBYY FineReader Sprint[®] OCR (Mac & Win)
- LanWizard[®] Network Scanning (Win)
- Ulead PhotoExplorer[®] (Mac & Win)
- Panda Antivirus Titanium CD (Win)
- Adobe[®] Acrobat Reader[®] (Mac & Win)

MINIMUM SYSTEM REQUIREMENTS

- CD-ROM drive (for installing software)
- Colour Display with 24-bit colour capability
- 128MB RAM

MACINTOSH:

FireWire: Mac with built-in FireWire support, Mac OS 9.x
SCSI: PowerPC (non iMac), Mac OS 8.1 to 9.x.
USB: Apple Mac with built-in USB, Mac OS 8.6 to 9.x

WINDOWS:

FireWire: Pentium II with PCI slot, Win 98SE/2000/Me/Xp
SCSI: Pentium, Win 95/98/2000/Me/Xp or NT 4.0.
USB: Pentium with USB slot or spare PCI slot for installing a 3rd party USB card, Windows 98/98SE/2000/Me/Xp

For more information:

For Germany please call 0049 (0)2065 987-180 or visit www.microtek.de
For the United Kingdom please call 0044 (0)1327 844880
For all other countries please contact your local country distributor,
Microtek Europe on 0031 (0)10242 5688 or email info@microtek.nl

TMA1600 Options

Additional templates for the TMA1600

The TMA1600 offers a very large 16" x 12" transparency scanning area and is itself an option with the ScanMaker 9800XL.

One of each of the templates shown below is included with the TMA1600. More can be ordered from your dealer using the codes below.



35mm Slide Template



Microtek part number: 215-00-150016

One included with the TMA1600



Up to 4 templates can be placed on the scan bed at one time.

It is also possible to mix with the other film templates (eg the 35mm strip template),


However, it is only possible to scan either positive or negative film (not both) in a single batch scan.

35mm Strip Template



Microtek part number: 215-00-150014

One included with the TMA1600



Up to 4 templates can be placed on the scan bed at one time.

It is also possible to mix with the other film templates (eg the 35mm slide template),

However, the software can only scan either positive or negative film (not both) in a single batch scan.

Medium Format Template



Microtek part number: 215-00-150015


One included with the TMA1600

Up to 4 templates can be placed on the scan bed at one time.

It is also possible to mix with the other film templates (eg the 35mm strip template),

However, it is only possible to scan either positive or negative film (not both) in a single batch scan.

5 x 4" Template



Microtek part number: 215-00-150017

One included with the TMA1600

Up to six 5 x 4" templates can be placed on the scan bed at one time.



Microtek has won more awards and has a history of more scanning innovations than anyone else in the desktop scanner industry.

For more information:

For Germany please call 0049 (0)2065 987-180 or visit www.microtek.de

For the United Kingdom please call 0044 (0)1327 844880

For all other countries please contact your local country distributor, Microtek Europe on 0031 (0)10242 5688 or email info@microtek.nl

ScanMaker and ScanWizard Pro are registered trademarks of Microtek International Inc. All Trademarks acknowledged. Information subject to change without prior notification. E & OE. SM9800XL IS 1.1ee. © Microtek Europe 2002.

MICROTEK
www.microtekeurope.com

SilverFast Ai 5.5

NegaFix

LaserSoft Imaging™

Scanning Software for Macintosh & Windows

"... a totally new experience beyond any imagined expectations."

Shutterbug April '99


"... worth the money alone"

PC Pro Magazine May '01 - when tested with the Microtek ScanMaker 8700 Silver



Predictable Colour

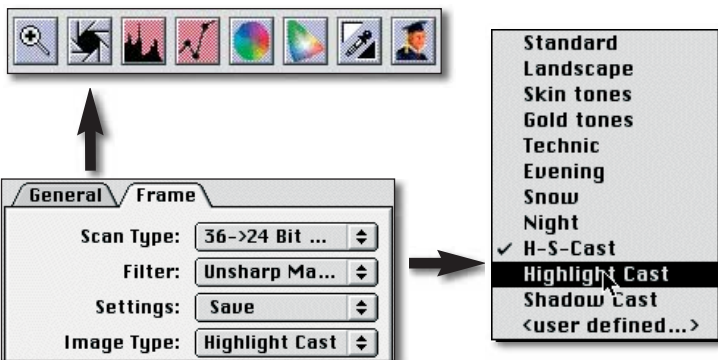
In the process of colour reproduction, it has always been difficult to get an exact match between final scan and what you see in the scan software's preview. SilverFast Ai 5.5 solves this with a unique integration into the Adobe® Photoshop® colour management environment. The colours you see in the Preview are exactly the colours you get on the final scan.



Final Scan

Powerful Automatic Image Adjustment

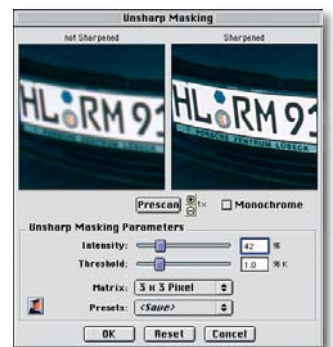
SilverFast Ai's powerful auto-adjust works with artificial intelligence and can handle the majority of tasks involving image enhancement.



The Auto-Adjust can be easily configured to any situation, as in the above example where a highlight colour cast needs to be eliminated from the image. Highlight min and max values can be preset under the "Option-Dialog" and adjusted to any production requirement. Whatever the reproduction task, with one click, optimised images can quickly be obtained.

Brilliant Sharpness

SilverFast Ai has the best sharpness function (USM) available. Sharpness is a significant feature for brilliant images but controlling it can be difficult. Again, SilverFast Ai makes it easy to see the effect by presenting a before and after image.



Maximum Dynamic Range

Achieving maximum dynamic range is crucial for the best possible quality. SilverFast Ai works internally with a 16 bit colour space to ensure no information from the ArtixScan is lost. In combination with the ArtixScan's high sensitivity Kodak CCD and glass-free scanning, a very accurate pre-press quality result is assured.

CMYK SoftProof

By getting the image right before scanning, a great deal of time can be saved. CMYK Softproof allows the output colours to be viewed and optimised prior to scanning. Simply selecting the required ICC profile allows the output colours to be viewed in the Prescan window.

For more information:

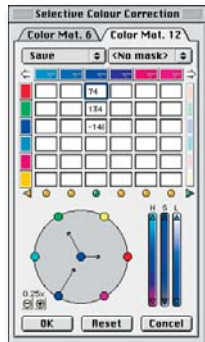
For Germany please call 0049 (0)2065 987-180 or visit www.microtek.de
For the United Kingdom please call 0044 (0)1327 844880
For all other countries please contact your local country distributor,
Microtek Europe on 0031 (0)10242 5688 or email info@microtek.nl

ScanMaker and ScanWizard Pro are registered trademarks of Microtek International Inc. All Trademarks acknowledged.
Information subject to change without prior notification. E & OE. SM9800XL IS 1.1ee. © Microtek Europe 2002.

MICROTEK
www.microtekeurope.com

Professional Colour Correction with SilverFast Ai 5.5

Selective colour correction has always been an important tool for high-end colour reproduction. It gives the operator the ability to change individual colours without effecting other colours of the image. LaserSoft Imaging has improved selective colour correction, making it as intuitive and easy to use as any other tool of SilverFast Ai. SilverFast Ai can even combine its selective colour correction with "Simple Masking" to make very complex corrections possible directly on the SilverFast Ai preview.

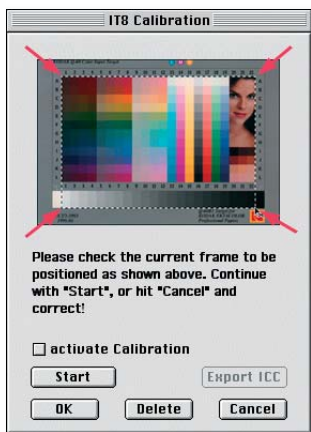


Original image



Same image after Selective Colour Correction


Integrated IT-8 Calibration



IT8 Calibration is the industry standard for scanner calibration. SilverFast Ai has integrated the IT8 Calibration so the user can immediately run through the calibration process. SilverFast Ai's colour management implementation complies with all colour spaces in accordance with the highest colour management standards while remaining in full harmony with Adobe® Photoshop®.

NegaFix - Negative Scanning Made Easy

NEW!



Negatives are perhaps the most complex films to scan. NegaFix not only makes this insanely easy, but is highly accurate too with over 120 preset film types. To scan a negative follow these simple steps:

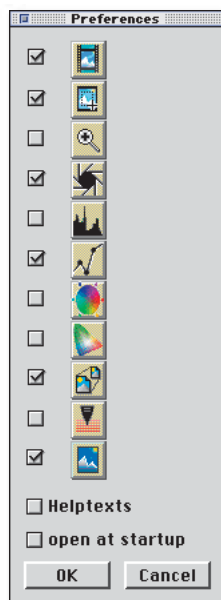
1. Select film manufacturer eg. Agfa
2. Select film type eg. HDC Plus
3. Select film speed and adjust exposure if required

SilverFast Ai offers full manual control of this process if required.

For more information:

For Germany please call 0049 (0)2065 987-180 or visit www.microtek.de
For the United Kingdom please call 0044 (0)1327 844880
For all other countries please contact your local country distributor,
Microtek Europe on 0031 (0)10242 5688 or email info@microtek.nl

ScanMaker and ScanWizard Pro are registered trademarks of Microtek International Inc. All Trademarks acknowledged.
Information subject to change without prior notification. E & OE. SM9800XL IS 1.1ee. © Microtek Europe 2002.



ScanPilot

Pre-press scanning used to require professional skills. SilverFast Ai changed all that and now even first time scanner users can achieve brilliant results by using ScanPilot.

ScanPilot guides the user through the steps required to deliver a perfect image.

Nothing comes close to delivering this level of ease of use.

Other SilverFast Ai Features

- Adobe® Photoshop® & TWAIN compliant
- Macintosh & Windows compliant
- RGB, CMYK & LAB compliant
- Fully ICC compliant
- Real-time image correction feedback
- Batch scanning support
- Unlimited undos
- Drag & Drop scanning support
- Multiple densitometers
- Prescan zoom facility