



SUMMER 2002
Volume 24, Issue 2
\$6.00

Kiting

The Journal of the American Kitefliers Association

NATIONAL KITE MONTH

**WORLD
TEAM
CHAMPIONSHIP**

**CONVENTION PREVIEW
OCEAN CITY, HERE WE COME!**

TIPS & TECHNIQUES

Reverse Appliqué

HISTORY

Kites on the Winds of War

KAPTIONS

Ralf Beutnagel

K-FILES

Sharon Musto



A full week of kites and fun!

Washington
State

2002

INTERNATIONAL

KITE
FESTIVAL



Long Beach, Washington • August 19-25th

1-800-451-2542

www.kitefestival.com



Six AKA Firsts with LaserPro !

Congratulations to Lam Hoac, winner of an unprecedented six 1st places at AKA 1999 using LaserPro™ flyline.

Lam Hoac



Try It!

Check out New LaserPro™ QuickSleeve
A fast, convenient new way to sleeve your flyline

LASER Pro
FLY LIKE YOU MEAN IT!™

970/242-3002

innotex.com

Table of Contents

- 1 President's Page
- 2 AKA Directory
- 3 AKA News
- 4 Member Merchants
- 6 Letters to the Editor
- 7 Fort Warden Kitemakers Conference
- 8 We Love to Fly
- 9 Balloons and Kites
- 10 KAPTIONS: Ralf Beutnagel
- 12 National Kite Month
- 15 Event Calendar
- 16 Clubs
- 18 Sport Kite Conferences
- 20 Bird Kites
- 22 Convention Preview
- 26 HISTORY: Kites on the Winds of War
- 29 Spring Buggy Blast
- 31 Kiteboarding Safety
- 34 TIPS & TECHNIQUES: Reverse Appliqué
- 39 K-FILES: Sharon Musto
- 40 World Team Championship
- 42 Smithsonian and Ocean City Events
- 43 Regional Directors Reports
- 52 PPT: A look at the offbeat angles of kiting

Cover Photo: Ocean City Convention and Visitors Bureau

Editor/Publisher: Mike Gillard/Gillard Communications

Art Director: Susan Shampo

All content © 2002 by the American Kitefliers Association



The thing I really love about this Association is that there is always something going on!

National Kite Month 2002 is behind us now, but I just have to take this last opportunity to thank everyone that contributed and say what an amazing success all of you generated.

Wow!! Six-hundred-eighty events!!! That is double what we did last year! And the best news is that so many of these activities were organized by scout troops, service clubs, schools, and other groups outside our kiting mainstream. That's exactly what we wanted to accomplish when we started this project four years ago.

Phil Broder, Chairman, Jim Miller, Coordinator, and Chuck Sigal our Webmaster did an outstanding job! And of course, special thanks are due our friends at Jackite who agreed to pay for promotional posters, and then volunteered to provide free kites to most registered events.

My biggest worry is how we are going to beat this new record next year!!

We've just completed the First World Sport Kite Championships in Berck, France. This was a truly historic occasion with the flier's organizations; AKA, STACK in Europe, and AJSKA in Asia, working together to oversee rules, select competitors and staff, and manage the event.

Congratulations to Legend and 6th Sense on their fine showing! Our AKA teams took 4th and 5th, beating everyone but the dominant French. Congratulations too, to

the fine international judging panel which included our own Mike Gillard and Chuck Sigal, and to Scorekeepers Dave and Ginny Hansen. Members of the International Rule Book committee spent more than 30 hours in face-to-face meetings working on future rule revisions to insure that we continue with a common worldwide set of rules.

I think it was also significant that the scores posted by each judge in each of the six heats were published — with the judge's name attached. "Open, honest, and fair" was the theme of the week. Significantly, there were no controversies or protests.

Look for another great event next spring. It's our intention to expand competition to include pairs, individuals, and quad. Invitations will be based on the result of convention competition.

Insurance...How many hours have your Board and staff spent on insurance this Spring?? As most of you know, our insurance carrier informed us earlier this year that they would not be extending our Association event and personal liability policies. We immediately went to work searching out new options. It wasn't easy. In the wake of 9/11, most providers have been very conservative about even traditional policies. And kiting insurance is not traditional.

We have two important insurance needs. The first is for events. Without insurance, most organizers can't get permits to host festivals or flies. But one- or two-day policies are prohibitively expensive. Last year, over 150 events relied on the AKA for event coverage. We're committed to this program because festivals support our members and draw new enthusiasts to the community.

The second insurance need is personal liability for individual members whenever they fly. This is one of the core benefits of AKA membership and while many of us don't think about it often, coverage is crucially important.

We have never filed a claim for event coverage and the total claims for individuals over the past 10 years is less than one year's premium. And yet, our search for a

new provider was maddening. In the end, we solicited service from over 100 providers and sought advice from dozens of other Associations. A mere two weeks before the policy expired, we found a firm willing to provide us what we need. So it was a difficult task but in the end, the news was good. AKA now offers two million dollars in coverage to sanctioned events

and \$25,000 to individual members. This is a reduction from the \$100,000 we used to provide, but much higher than any claim that has ever been filed. And it was the best proposal we received.

We are now hard at work finalizing details for our 25th anniversary this year with a return to the location of the original AKA Convention — Ocean City, Maryland. Mark your calendars now for September 30 to October 5. We expect this to be our biggest gathering in years!

The convention traditionally includes national competition in kitemaking, sport kites, fighter kites and buggies. We offer about 20 workshops covering all aspects of kite design and flying, event organization, club development, and safety. Businesses will be showcasing new products on the field and in our Fly Market. Internationally recognized artist and author Tal Streeter will be featured by our Kite Art Committee. The auction will offer treasures you can take home and we'll be recognizing AKA's best at our annual award banquet. We're also planning our first kiteboarding exhibition. That's a lot of flying and information in one action-packed week!

But of course you know that the convention is more than competition and workshops. It is the chance to see old friends and make new ones. We're even scheduling a gala opening party with music and dancing.

So plan on Ocean City for a great convention. And meanwhile — remember to have fun out there!

The convention is more than competition and workshops. It is the chance to see old friends and to make new ones."

AKA Directory

AKA Officers & Executive Committee

President

David Gomberg
PO Box 113
Neotsu, OR 97364-0113
(541) 996-3083
president@aka.kite.org

First Vice President

Chuck Sigal
643 Jackson Street
Albany, CA 94706
(510) 524-3459
vp1@aka.kite.org

Second Vice President

Kevin Shannon
327 N. Hanover Street
Carlisle, PA 17013
(717) 243-7913
vp2@aka.kite.org

Secretary

Betty Hirschmann
1024 Linwood Avenue
Collingswood, NJ 08108
(856) 854-5520
secretary@aka.kite.org

Treasurer

Alan Sparling
1497 Fairway Drive, #102
Naperville, IL 60563
(630) 369-9682
treasurer@aka.kite.org

Directors at Large

Phil Broder
2114 S. 3rd Street
Burlington, IA 52601
(319) 753-3436
dal4@aka.kite.org

Susan Skinner
2381 Nobili Avenue
Santa Clara, CA 95051
(408) 554-8399
dal5@aka.kite.org

Bob Hogan
113 Kristin Drive
Chelmsford, MA 01824
(978) 256-8205
dal6@aka.kite.org

AKA Committees

Education and Public Service

Web/Internet Outreach Chuck Sigal (510) 524-3459
National Kite Month Phil Broder (319) 753-3436
E-News Bob Hogan (978) 256-8205
Aerial Photography Craig Wilson (608) 831-6770
Kite Art Scott Skinner (719) 481-4260

Festivals/Competitions

Fighter Kites (co-chair) Andy Selzer (856) 728-0330
Fighter Kites (co-chair) Tom Brailey (616) 538-6644
Kitemaking Kevin Shannon (717) 243-7913
Competition Rules Kevin Shannon (717) 243-7913
Kitemaking Competition Steve Ferrel (610) 395-3560
Regional Events Kevin Shannon (717) 243-7913
Kitesurfing Rick Tossi (561) 734-5722
Sport Kite David Hansen (804) 748-3731
International Rules Delegate David Hansen (804) 748-3731
International Rules Delegate Mike Gillard (614) 848-4967
Indoor Events John Ruggiero (617) 631-1438
Scorekeeping Susan Shampo (619) 295-7855
Conference Chair Susan Shampo (619) 295-7855
World Sport Kite Championships David Gomberg (541) 996-3083
Traction Kiting Keith Anderson (281) 481-2723

Administration

Ways & Means Al Sparling (630) 369-9682
Contract Services Betty Hirschmann (856) 854-5520
Safety & Insurance Steve Santos (401) 658-0649
Monthly Kite Raffles (co-chair) Kevin Shannon (717) 243-7913
Monthly Kite Raffles (co-chair) Al Sparling (630) 369-9682
By-laws Ted Manekin (716) 639-7679
Archives & Records Mel Hickman (503) 717-0627
Elections Betty Hirschmann (609) 854-5520
Nominations Robyne Gardner (419) 734-5880

Promotion & Membership

Membership Gayle Woodul (830) 598-2414
Industry Outreach Jim Martin (704) 535-4696
Promotion Suzanne Edison (954) 788-3988
Renewal and Retention Mel Hickman (503) 717-06279
Get a Member Competition (co-chair) Rod Thrall (503) 681-8348
Get a Member Competition (co-chair) Jim Martin (704) 535-4696
Club Liaison Mike Dallmer (215) 722-4902
International Sharon Musto (204) 255-6561

Annual Meeting

Convention Susan Skinner (408) 554-8399
Field Operations TBA
Workshops Glenn Davison davisong@aol.com
Hospitality Susan Gomberg (541) 996-3083
Fly Market Ron Lindner (636) 677-3029
Auction Mike Dallmer (215) 722-4902
Silent Auction Richard Dermer (405) 372-6127
Loud Auction David Gomberg (541) 996-3083
Cash & Carry Ted Manekin (212) 254-6630
Mass Ascensions Al Sparling (630) 369-9682

American Kitefliers Association

PO Box 1614
Walla Walla, WA 99362
Email – aka@aka.kite.org
www.aka.kite.org

Questions about AKA:
email should be sent to
postmaster@aka.kite.org

AKA Executive Director

Mel Hickman
PO Box 1614
Walla Walla, WA 99362
(800) 252-2550
(509) 529-9171
xd@aka.kite.org

KITING is published quarterly by the American Kitefliers Association. It is distributed free to members. Submissions from members are welcome. Advertising rates are available on request. Contact the Editor for deadline information. We will attempt to return unsolicited materials if accompanied by a self-addressed, stamped envelope.

KITING

Mike Gillard, *Editor/Publisher*
Gillard Communications
1450 Fullen Road
Columbus, OH 43229
(614) 571-3261/(614) 848-4967
Email: kiting.ed@aka.kite.org
www.gillardcommunications.com

Susan Shampo, *Art Director*
KiteGal@san.rr.com

AKA Convention Management

Cameo Management Solutions, Inc.
Attn: Maggie Vohs
PO Box 410
Otis, OR 97368
(541) 994-4252
Fax: (541) 994-3459
maggie@cameomanagement.com
www.cameomanagement.com

The American Kitefliers Association is a nonprofit organization dedicated to educating the public in the art, history, technology, and practice of building and flying kites.

Founded in 1964 by Robert M. Ingraham

The Great Kite Raffle

It's time to go surfing! Surf on over to the AKA Great Kite Raffle and buy a chance to win a spectacular kite surfing package. Details are still being worked at press time, but you can expect a premium kite surfing package with a value of \$2500 courtesy of Active People.

There are several other great raffle items on the web site. Depending on the whims of the US Postal System, there should be a few days left to buy tickets for the Cobra buggy package, which includes every-

thing needed to buggy in style. There will definitely be time to buy tickets for the wonderful package of sport and single line kites from Blue Moon Kites. The sport kites span the continuum from precision to freestyle performance. The package also includes an Ichiban, a stunning piece of single line artwork. And by the time you read this, there will be another item that we are still working on.

A quick note on the boring stuff, we have sold \$13,615 in tickets this fiscal year and have expenses of \$1,478. However we have several bills that have not been submitted. If they are all submitted, we will have cleared approximately \$10,000 in the first six months of the year. The budget for the year is to clear \$12,000, so the raffles have served several good purposes!

Empty Places in the Sky

Famed kitemaker Reza Ragheb died on April 21 after a short illness. Reza was known for his amazing visual designs, as well as for his warm, generous personality. The worldwide kite community has lost a treasure.

Please join us in offering condolences to his family and many friends.

Party at Ocean City!

When making your arrival plans for the 25th Annual AKA Grand Nationals, don't forget to include the Evening Mixer hosted by Go Fly a Kite, on Tuesday, October 1, 2002. Held at Shenanigan's Restaurant (Located under the Shoreham Hotel), the evening gala will feature live entertainment, complimentary hors d'Oeuvres, two free drink tickets and drawings with prizes totaling over \$2,500!!

Post-Convention Tour

For those of you who have never been to Historic Gettysburg here's your chance for a guided tour. Jeff Erzin, Gettysburg expert, will be giving a free guided tour of the Battlefield at 1:00 PM on Sunday, October 6. The Battlefield is located just an hour from Baltimore — convenient for those flying in and out of the Baltimore airport. In the same area you will find many museums and plenty of Pennsylvania Dutch food! To see it all consider staying over Sunday night. For questions about hotels in the Gettysburg area or for more information about the tour email Jeff Erzin at jeff@erzin.net. Please arrange for your own transportation to and from Gettysburg.

Fly Mart!

It's time to start thinking about the fly market at the convention. This year is shaping up to be really big. On top of that we have lowered the prices! A 10' x 10' booth is now \$95 and NEW this year is a half-sized booth for \$55.

The area only allows us to have 10 full sized booths and with three of those gone already, you'd better get your booth reserved. For those of you who don't know, that means send a check.

Ron Lindner 5633 Carlton Dr., High Ridge, MO 63049. For Info charon@nightowl.net or (636) 376-6055

Much more Convention Information starts on page 22!



You want something fresh.
You want something smart.
You want it by Friday.



No problem.

At Catch the Wind, you'll find an extraordinary collection of the finest kites, windsocks and wind toys available.

Our sales staff are dedicated kiteflyers who know our products, what they're made of and how they fly. We'll make sure you find something that's just right for you, no matter what your age, budget or skill level. Ready to be delivered right to your doorstep.

Call us today toll-free at 1-800-227-7878 or visit us online at catchthewind.com.



CATCH THE WIND™

Your full service kite store since 1979

1-800-227-7878

www.catchthewind.com

Rated "Best Of The Web" by TIME Digital

ALABAMA

Forever Flying
1711-P Central Parkway SW
Decatur, AL 35601
(256) 308-0988
www.foreverflying.com

ALASKA

Northwind Kites
320 W. Fifth Ave., #156
Anchorage, AK 99501
(907) 279-4FUN

Aurora Winds
104 Carlyle Way
Fairbanks, AK 99706
(907) 479-8675
www.aurorawinds.ws

ARIZONA

Dream Merchant
4600 Hwy 68
Golden Valley, AZ 86413
(928) 565-2116
(kitelady@ctaz.com)

ARKANSAS

Kaleidokites
1-C Spring Street
Eureka Springs, AR 72632
(501) 253-6596

CALIFORNIA

Candy & Kites
1415 Coast Highway
PO Box 8
Bodega Bay, CA 94923
(707) 875-3777
www.candyandkites.org

Carnelian Bay Kites And Crafts
P. O. Box 835
Carnelian, CA 96140
(530) 582-8669
cbkites@hotmail.com

Come Fly A Kite
1228 State Street
Santa Barbara, CA 93101
(805) 966-2694
kitesb@aol.com

Epic Kites Etc.
423 Culver Blvd.
Playa Del Rey, CA 90293
(310) 822-9550
Epic Kites Etc.
16802 Pacific Coast Hwy.
Sunset Beach, CA
(562) 592-5483

Free As A Bird
3620 Wawona Street
San Francisco, CA 94116
(415) 665-IFLY
www.flyingfun.cc

Gone With The Wind Kites
Online
www.gwtw-kites.com

Highline Kites Of Berkeley
6809 Del Monte Avenue
Richmond View, CA 94805
(510) 235-5483
www.HighLineKites.com

Into Paradise
P. O. Box 522
Felton, CA 95018
(831) 336-0314
intopara@cruzio.com

Into The Blue
11101 S.R. 1
Pt Reyes Station, CA 94956
(415) 663-1147
www.into-theblue.com

Kite Flite San Diego
Seaport Village
San Diego, CA 92101
(619) 234-KITE
www.swingsandthingssd.com

Kites Etc.
806 E. Balboa Blvd.
Newport Beach, CA 92661
(949) 673-0450

Kites Plus Company
23192 Alcalde Drive #C
LaGuna Hills, CA 92653
(949) 581-6937
www.kitereel.com

Kiteworld
900-D Second Street
Old Sacramento, CA 95814
(916) 442-3550

Scenario Game Shop
37120 Fremont Blvd.
Fremont, CA 94536
(710) 792-9333
chuckkw@pacbell.net

Sport Kites International
20505 Yorba Linda Blvd. #800
Yorba Linda, CA 92886
(714) 970-2833

Sunshine Kite Company
110 Fisherman's Wharf
Redondo Beach, CA 90277
(310) 372-0308
www.sunshinekiteco.com

The Kite Depot
325 Carlsbad Village Dr, #B-1
Carlsbad, CA 92008
(760) 729-1405
tmiller555@aol.com

The Sky's The Limit
761 Dolliver Street
Pismo Beach, CA 93449
(805) 773-8697
www.pismokites.com

Up, Up, & Away Kites
139 1/2 Main Street
Seal Beach, CA 90740
(562) 596-7661
upupawaykites@aol.com

Wind Wizard
771 Myrna Drive
Port Hueneme, CA 93041
(805) 271-4747
www.windwizard.com

Windborne Kites
125 Ocean View Blvd.
Pacific Grove, CA 93950
(831) 375-0851

COLORADO

Flying Penguin Kites
7035 W. 32nd Place
Wheat Ridge, CO 80033
(303) 205-9020
kitedaddy@hotmail.com

Into The Wind
1408 Pearl Street
Boulder, CO 80302
(303) 449-5356
www.intothewind.com

Sky Scraper Kites
3198 North Speer Boulevard
Denver, CO 80211
(303) 893-2933

The Kite Store
Southwest Plaza
8501 W Bowles Avenue
Littleton, CO 80123
(303) 979-8800
ksgfly@aol.com

CONNECTICUT

Hammonasset Kites
85 Cow Hill Road
Clinton, CT 06413
(860) 669-1331

Rehoboth Sport & Kite Co.
23 Bellvue Street
Dewey Beach, DE 19971

Rehoboth Sport & Kite Co.
67 Rehoboth Avenue
Rehoboth Beach, DE 19971
1 Virginia Avenue
Rehoboth Beach, DE 19971
www.rehobothkite.com

FLORIDA

Extreme Kites
2085 A1A South #205
St. Augustine Beach, FL 32080
(904) 461-9415

Get In The Wind
109-A Highway 98 East
Destin, FL 32541
(850) 654-9463
www.getinthewindkites.com

Kitesville USA
405 Gulf Boulevard
Indian Rocks Beach, FL
34635
(800) 445-6902
www.kitesville.com

Kite World
109 S. Miramar Ave. A1A
Indiatlantic, FL 32903
(407) 725-8336
www.kiteworld.com

On Air
208 Johns Pass Boardwalk
Madeira Beach, FL 33708
(813) 398-4472
www.onairkites.com

Pensacola Beach Kite Shop
12 Via De Luna Drive #301
Pensacola Beach, FL 32561
(850) 932-7799
jodiane@aol.com

Things That Fly
107 W. 4th Street
Panama City, FL 32401
(850) 814-8783
www.kite-corner.com

Wind Works
13011 Village Blvd.
Madeira Beach, FL 33708
(727) 320-9463

GEORGIA

Savannah Sails / T.C.Ultra
423 East River Street
Savannah, GA 31401
(912) 232-7201
www.tcultra.com

GUAM

Chill Out
Chamorro Village, Unit 36
PO Box 4585
Agana, GU 96932
(671) 472-4867
www.chillout-guam.com

HAWAII

Big Wind Kite Factory
120 Maunaloa Hwy
Maunaloa, HI 96779
(808) 552-2364
bigwind@aloha.net

Kite Fantasy-Lahaina
Lahaina Cannery
1221 Honoapiilani Hwy
Lahaina, HI 96761
(808) 661-4766
rioera9571@aol.com

OffDaLip.com
766 Kii Street
Honolulu, HI 98825
(866) 388-SURF
(808) 989-0451

IDAHO

Sunrise Creations
1802 N. Woodruff
Idaho Falls, ID 83401
(208) 524-5551
sunrisecreations@juno.com

ILLINOIS

Air Time Kites
3 Harbor Dell
Godfrey, IL 62035
(618) GOKITEL

Stanton Hobby Shop
4718 N. Milwaukee Ave.
Chicago, IL 60630
(312) 283-6446

The Kite Harbor
109 N. Marion
Oak Park, IL 60301
(708) 848-4907
homepage.interaccess.com/~kitehbr

VeloCity Sports
11400 US Hwy. 20 West
Galena, IL 61036-6041
(815) 776-9075
www.velocity-sports.com

INDIANA

Play With The Wind
1306 N. Eclipse Place
South Bend, IN 46628
(219) 237-0395
playwind@compuserve.com

Sun Oak Kites
PO Box 232
English, IN 47118
(765) 284-6098
www.sunoakkites.com

Tether Point Kites
8113 Talliho Drive
Indianapolis, IN 46256
(317) 849-5986
tpkites@earthlink.net

Windsongs
#541-542 Shipsewana In.
Beverly Shores, IN 46301
(219) 874-5864

KANSAS

Kansas Kite Connection
1806 16th Street
Great Bend, KS 67530-4110
(316) 792-6549

Kite Farm
Online Sales Only
aka@kitefarm.com
www.kitefarm.com

MAINE

Cricket's Corner
41 Shore Road
Ogunquit, ME 03907
(207) 646-2261
ocean@cybertours.com

Northern Sky Toyz
388 Fore Street
Portland, ME 04101
(207) 828-0911
skytoyz@aol.com

MARYLAND

The Backyard Showroom
26528-B Ridge Road
Damascus, MD 20872
(301) 253-5333
www.backyardshowroom.com

The Kite Loft
511 Boardwalk
Ocean City, MD 21842
(410) 289-7855
www.kiteloft.com

MASSACHUSETTS

Blue Hill Observatory
P. O. Box 500
Milton, MA 02186
(617) 696-0562

Little Shop Around The Corner
43A Sturbridge Rd. On Rt. 20
Charlton, MA 01507
(508) 248-9966
(508) 248-9988

Sea Side Kites
293 Nantasket Avenue
Hull, MA 02045
(781) 925-3277
www.SeaSideKites.com

MICHIGAN

Air-Fun Kites
167 S. Hancock Street
Pentwater, MI 49449
(888) 247-3861
www.air-fun.com

Kite and Flight
9011 W. Chicago Road
Allen, MI 49227
(517) 869-2788
friendjl@cpbu.com

Kite Korner
1105 W. Ganson Street
Jackson, MI 49202
(517) 787-2013
furnivals@voyager.net

Kite Kraft
576 S. Main
Frankenmuth, MI 48734
(517) 652-2961

Kites & Fun Things
1049 S. Main Street
Plymouth, MI 48170
(313) 454-3760

Mackinaw Kite Company
106 Washington Street
Grand Haven, MI 49417
(616) 846-7501
www.mackites.com

Mackinaw Kite Company #2
105 N. Huron
Mackinaw City, MI 49701
(231) 436-8051
www.mackites.com

The Unique Place
525 S. Washington
Royal Oak, MI 48067
(313) 398-5900

MINNESOTA

Kippewa Gardens
1200 3rd Avenue
International Falls, MN 56647
(877) 689-3681

Wings
3220 Oxford Lane NW
Rochester, MN 55901
(507) 288-0145

MISSOURI

Flying High With Charon
5633 Carlton Drive
St. Louis, MO 63049
(636) 376-6055
charon@nightowl.net

MONTANA

Amazing Toys
319 Central Avenue
Great Falls, MT 59401
(406) 727-5557

The Kite Site
2907 2nd Avenue North
Billings, MT 59101
(406) 861-6104

NEBRASKA

Becky's Performance Kites
13202 Pearl Drive
Weeping Water, NE 68463
(402) 267-5359
www.4w.com/beckys

It Flies
13208 1/2 Howard Street
Omaha, NE 68102
(402) 346-3607

Picture Pretty Kites
6512 N. 44th Street
Omaha, NE 68112
(877) 453-4970
www.pictureprettykites.com

Prairieland Loft
429 S. 9th Avenue
Broken Bow, NE 68822
(308) 872-8307

NEVADA

Windcatchers
544 West Belloak Drive
Spring Creek, NV 89815
(775) 738-7892
kiteman@elko-nv.com

NEW HAMPSHIRE

Kite Expressions
43 Congress Street #28
Nashua, NH 03062

Something In The Air
1500 South Willow Street
Mall of New Hampshire
Manchester, NH 03103
(603) 627-5483
www.webden.net/sita

NEW JERSEY

Annie's Kites & Things
PO Box 1461
Paramus, NJ 07653
(201) 444-4366
www.anniebees.com

Fly Away Kites
1108 Main Street
Belmar, NJ 07719
(800) 29K-ITES
www.flyawaykites.com

Lighten Up Kites
238-96th Street
Stone Harbor, NJ 08033
(609) 967-8234
www.lightenup.com

Great Atlantic Kite Company
316 Beach Drive
Cape May, NJ 08204
(609) 884-3444

NEW MEXICO

Innovation Kites
Moved — see Tennessee

Kites & More
5604 Menaul Blvd, NE
Albuquerque, NM 87110
(505) 883-0028
www.kitesandmore.com

NEW YORK

Big City Kite Company
1210 Lexington Avenue
New York, NY 10028
(212) 472-2623

Buffalo Kite Company
49 Argyle Avenue
Buffalo, NY 14226
(716) 834-2879
av848@bfn.org

No Strings Attached!
12 Dunsbach Road
Clifton Park, NY 12065
(518) 371-8510

Nova Design Group
33 Basin Road
West Hurley, NY 12491
(845) 331-0977
www.novadesigngroup.com

Solar Winds Kite Company
PO Box 652
Mount Kisco, NY 10549-0652
(888) 666-9378
www.solarwindskites.com

NORTH CAROLINA
Blowing In The Wind
115 N. Front Street
Wilmington, NC 28401
(910) 763-1730
hcbrown1@bellsouth.net

Blue Moon Kites
710 Seahorn Street
Lenoir, NC 28645
www.blumoonkites.com

Kites Unlimited-Atl. Beach
Atlantic Sta. Shopping Cntr.
PO Box 2278
Atlantic Beach, NC 28512
(252) 247-7011
Kites Unlimited-Raleigh
North Hills Mall
Raleigh, NC 27609
(919) 787-4212

Kitty Hawk Kites
PO Box 1839
Nags Head, NC 27959
(800) 334-4777
www.kittyhawk.com

Topsail Kite Connection
208-H N. New River Dr.
Surf City, NC 28445
(877) 652-5483
www.topsailkites.com

NORTH DAKOTA

Hobby Town USA
2500D S. Columbia Road
Grand Forks, ND 58201

OHIO

Amoka Windsurfing Kites
4703 Lose
Monclova, OH 43542
(419) 878-6009
www.amoka.com

Big Sky Kites
6600 Ridge Rd.
Cincinnati, OH 45213
(513) 631-7223
seedswr@one.net

Just Add Wind Kites
10019 Washington Church Rd.
Miamisburg, OH 45342
(937) 572-325
justaddwindkites@aol.com

Kites B.Kool
120 South Market Street
Wooster, OH 44691
(330) 263-KITE
kitesbkool@aol.com

What's Up
4500 Chagrin River Road
Chagrin Falls, OH 44022
440-247-4222
info@kitesonaroll.com

Yankee Doodle Flags
3525 N. Holland Sylvania Rd.
Toledo, OH 43615-1038
(800) 228-3524

OKLAHOMA

Kinetic Kites
6313 Willow Ridge
Bethany, OK 73008
(405) 722-KITE
www.kineticckites.com

Thomason's Sport Kites
RR#1, Box 65
Lahoma, OK 73754
(580) 796-2359
www.ionet.net/~kites

OREGON

Catch The Wind — Florence
1250 SW Bay
Florence, OR 97439
(541) 997-9500
www.catchthewind.com

Catch The Wind — Lincoln City
266 S.E. Highway 101
PO Box 973
Lincoln City, OR 97367
(800) 227-7878
www.catchthewind.com

Catch The Wind — Newport
669 SW Bay Blvd.
Newport, OR 97366
(541) 265-9500
www.catchthewind.com

Gomberg Kite Productions Int'l.
Box 113
Neotsu, OR 97364
(541) 996-3083
www.gombergkites.com

Paint The Sky Kites
828 N.W. 23rd
Portland, OR 97210
(503) 222-5096
www.paintthesky.com

Solar Wind Kites
96465 Coverdell Road #35
Brookings, OR 97415
(541) 412-0365

Wind Dancer Unlimited
85 Broadway
Seaside, OR 97138
(503) 717-0138
www.kitealog.com

PENNSYLVANIA

AKA Store
now at Flying High in Missouri

BandC Creations
215 Kerrick Road
Shillington, PA 19607
(610) 796-7490
bandccreations@aol.com
www.bandccreations.com

Burlesque Kites
16 West Third Street
Bethlehem, PA
18015-6922
(610) 332-KITE
burlesquekites@enter.net

Grandmaster Kites
222 West Third Street
Mifflinville, PA 18631
(717) 759-3167

Kite Studio
5555 Hamilton Blvd.
Wescosville, PA 18106
(610) 395-3560
www.kitebuilder.com

SETI Kites
21 Shirley Road
Narberth, PA 19072
www.setikites.com

Vandorn's Clock Shop
312 Main
Sugar Grove, PA 16350
(814) 489-3929
www.vandornsclockshop.com

Windstar Kites
203 Ridgeway Drive
Baden, PA 15005-2423
(724) 869-4488
www.windstarkites.com

RHODE ISLAND
High Flyers Flight Co.
492 Thames Street
Newport, RI 02840
(401) 846-3262
www.buyakite.com

SOUTH CAROLINA

Kites Fly'n Hi
The Rainbow Market
40 N. Market Street
Charleston, SC 29401
(843) 577-3529

Klig's Kites
#1 Barefoot Landing
North Myrtle Beach, SC
(843) 272-5768
#2 Galleria Shopping Center
Myrtle Beach, SC
(843) 449-2856
#3 Broadway on the Beach
Myrtle Beach, SC 29577
(800) 333-5944
www.kligs.com

SOUTH DAKOTA

Windcity, Inc.
2142 W. 41st Street
Sioux Falls, SD 57105
(605) 336-0111

TENNESSEE

Geren Enterprises
1840 Harle Avenue
Cleveland, TN 37311
(423) 479-9309

Innovation Kites
130 Windsor Drive
Maryville, TN 37803
www.innovationkites.com

TEXAS

Aero Sports Kite Shop
101 E. Wimberley Square
Wimberley, TX 78676
(512) 847-1001
aeroplane301@hotmail.com

B & S Kites
410 Padre Blvd Suite N.
South Padre Island, TX 78597
(956) 761-1248
www.bsckites.com

Bali Kites
2822 Kingston Street
Dallas, TX 75211
(214) 333-9884
www.e-mport.net

Buck-N-Blue Outdoors
PO Box 2121
Alvin, TX 77512-2121
(413) 393-1100
www.jbrau.com/bnb-01.html

Buffalo Beano
801 University Ave.
Lubbock, TX 79401
(800) 788-BEANO
www.buffalobeano.com

Cornerstone Kites
2911 E Division, #522
Arlington, TX 76011 USA
(866) 608-0023
www.cornerstonekites.com

Eden Kites
417 Chestnut Lane
Desoto, TX 75115
(972) 489-3706
www.edenkites.com

Fly It Port A
405 Cut Off Road
Port Aransas, TX 78373
(512) 749-4190
flyit@the-i.net

Kites Unlimited
PO Box 3051
Galveston, TX 77552-3051
(409) 744-4121

Precision Kites
130 Fulton Pl.
Portland, TX 78374
(361) 643-0862
www.kitebuggy.com

Rainbows 4 Sail
980 Gibb Road
Waxahachie, TX 75167
(972) 923-0119

WindSong Entertainments
1919 N. Hwy 35 # 457
Rockport, TX 78382
(361) 790-8925

VIRGINIA

Sky Jewels
2906 Hideaway Road
Fairfax, VA 22031
(703) 280-5007

Hang-em High Fabrics
1420 Yale Avenue
Richmond, VA 23224
(804) 233-6155
www.citystar.com/hang-em-high

Life's A Breeze Kites
2125 Staples Mill Road
Richmond, VA 23230
(804) 358-7665
duty@mindspring.com

Jackite, Inc.
2868 W. Landing Rd.
Virginia Beach, VA 23456
(877) 522-5483
www.jackite.com

WASHINGTON

Cutting Edge Kites
676 Ocean Shores Bl. NW
Ocean Shores, WA 98569
(360) 289-0667
www.cuttingedgekites.com

Devotion to Motion Kites
312 Pacific Avenue South
Long Beach, WA 98631
(360) 642-3541
www.dtmkites.com

Four Winds Kite Shop
1911 Broadway
Everett, WA 98201
(425) 339-9334
www.fourwindskites.com

Gasworks Park Kite Shop
3420 Stone Way North
Seattle, WA 98103
(206) 633-4780
goodwinds@aol.com

Great Winds Kite Shoop
312 N. 83rd Street
Seattle, WA 98103
(206) 624-6886
(206) 624-9633
www.greatwinds.com

Hi-Flyers
55 Main Street
Pacific Beach, WA 98571
(360) 276-8377

Ocean Kites
PO Box 220
Long Beach, WA 98631
(360) 642-8988

WISCONSIN

Aerial Stunt Kites
121 Wrigley Drive
Lake Geneva, WI 53147
(262) 249-0631
www.askites.com

Fish Creek Kite Company
3903 Highway 42
Fish Creek, WI 54212
(920) 868-3769

Unique Flying Objects
1610 Washington Street
Two Rivers, WI 54241
(920) 703-9599
www.uniquelyflyingobjects.com

AUSTRALIA

Flying High Kite Company
P. O. Box 758
Willunga, SA 5172
885-562681
www.flyinghigh.com.au

CANADA

Boreal Kites/Gothic Design
RR #4, St Thomas, ON
N5P 3S8 Canada
(519) 775-2527
ecurtis@net.com

Cerfs-Volants Vent En Fete
146 Nazaire-Filion
St. Eustache, PQ J7R 5K7
(450) 491-2875
www.ventenfete.com

Concept Air
201 Boul. Tadoussac
Canton-Tremblay PQ
G0V 1S0 Canada
(418) 545-8368
www.conceptair.com

Le Gite Du Cerf Volant
935 Rte De La Seigneurie
Saint-Roch-des-Aulnaies
PQ G0R
4E0 Canada
(418) 354-2182

Mckites
720 Coverdale Road
Riverview, NB E1B 3L8

Skyline Wings
16264 18th Avenue
Surrey, BC V4P 2R5 Canada
(604) 535-8304
staff@skylinewings.com

CHINA

Pan Workshop
Siping Road
Kuiwen
Weifang 261041
536-8223456

EGYPT

Egypt Kites
7 Galai Eldesouki St.
Heliopolis
Cairo 02012

JAPAN

AGAIN
Joyfull Tsurumai 1F
3-14-16 Chiyoda Naka Ku
Nagoya, Achi 460-0012
52-339-3830
www.ozsystem.co.jp/again/

NKM From the Front Lines

Didja know it's COLD in parts of National Kite Month turf? Yesterday it was 23° in Parkman, Ohio as we set up a ground display. As folks came in and began flying kites, it snowed. Thankfully, Overlook Park's Pavilion has a big fireplace, so they got a warm one going. The food folks (local church group) had chili and coffee ready to serve well before lunch time, and we were all grateful.

Just thought I'd send you a hint of what's happening out here.

The Weather Ones are saying we may get an April Shower next Saturday for the Mill Creek (Youngstown) area. That never stopped THOSE folks before. Long before NKM was invented, we did a whole demo show while about 500 umbrellas watched in that town. One of the more memorable moments about yesterday is who attends and how. Parkman, Ohio is an Amish community and three farm families simply walk through their grain fields to the park. The backs of their homes are easily visible from the flying field. One Grandma got chilled and walked home, went to her second floor with a pair of binoculars and watched until the day warmed up. Then she walked back with her grandson (she told me this while helping the kid make a sled kite in the workshop pavilion). Add a final point — that kid placed 3rd in his age group's Wind Sprint flying that sled kite. It may get tiresome making them year in, year out, but they're still the best Kid Kite ever!

Nancy Lockwood
Streetsboro, OH

p.s. We have a kite hanging on the wall at our local bank for the month along with a small poster telling about National Kite Month and some OSEK business cards available to folks who want to find out where to fly. Just a casual mention that a nice, bright kite would look good hanging there was all it took.

Great story, Nancy. OSEK has always been a leader in spreading the "good word." -Ed

Thank you Kiting and Avia Sport!

Thanks for moving the address label to the back cover. It makes both covers, front and back, a joy to look at. You know how much this change pleases me, and I'm sure there are many other members feeling the same way. So thank you again for listening to me, and all of you for responding to the membership.

George Maurer
Glen Ellen, CA

p.s. How about a membership expiration date on that label? p.p.s. The magazine (not just a newsletter anymore) is looking great!

A very generous contribution from Avia Sport made it possible. Thanks for the comments! -Ed.

Codys are War Kites!

As the coordinator for the Washington State International Kite Festival Cody Fly, I felt compelled to let AMERICA know that I received an email today from a very enthusiastic guy named Harry Peart. He is with the North East Kite Fliers of the UK. He said that he and his fellow kite fliers are going to try and break our record of 88 Codys in the air at the same time. This record was set at WSIKF in 1993. Although we came very close last year with 84 Codys, thanks to everyone's help, we fully expect to break it this year, and set a new record! I hope we can get a lot of help this coming year in protecting our WORLD RECORD (and confirming our dominance in CODYMANIA world wide)! I know, I have got to get a life!

On a side note, anyone wishing to trade kite pins (via US Postal Service) over the Internet, please contact me via email. I've got to catch Vic and Dave!

Wishing everyone good winds, and keep 'em flying!

Rick White
WSIKF Cody Fly coordinator
ssragtop@aol.com

Liberty Remembers: A Kite Fliers' Tribute

Liberty High Spirits Of 14B will have the opportunity on September 7-8 to host the largest, most patriotic, and heavily media covered kite event in the history of kiting at Liberty State Park and perhaps the country.

I can't believe I just wrote that. But yes, it is possible! At the very least we can have a few friends over and fly a couple of red-white- and-blue kites. Yeah, I know it is pretty wild for a non-club club.

The idea is that the info, responsibilities, and most of all, enthusiasm will spread like the ripples in a pond after a good size rock has landed in it. As always, let the ideas and thoughts flow. Please, if you see something that you can jump in and make happen, go for it. Just run it past a few of us first so that we are all on the same page.

There is an effort underway to have T-shirts made to be sold ahead of time to support the event. That is all the money that will be involved.

Because of the sensitive nature of the event, many of us would not feel morally right or comfortable with commercialism at this time. So the term grassroots could apply to how this memorial fly will be supported.

This event is the opportunity for kitefliers from everywhere to pay tribute to people who lost their lives or lost someone in their lives in the World Trade Center terrorist attacks on September 11, 2001. You may participate by flying whatever kites you like.

Although red-white-and-blue would be appreciated, the colors are not a limiting factor. The idea is to fly kites in tribute and, hopefully, to tap the power that some say kites have in healing and soothing the soul, as well as beautifying the environment. This display will be a contrast to what the skies looked like approximately a year earlier. This is a grassroots effort, not a competition or money-making event.

We will need sport kite ballet demos, single-line kites, flow forms, air forms, etc. Liberty State Park has plenty of room for all.

In the past few years, the park has expanded its lawn area tenfold. Situated directly across from lower Manhattan, the park boasts large grass fields, free parking, restrooms, and 360 degrees of unobstructed wind. Come join in this historic moment!

Kurtis Jones
Liberty High Spirits Of 14B
PO Box 283, Rochelle Park, NJ 07662
<http://groups.yahoo.com/group/LHSO14B>

*This should be an event to remember.
Best of luck!* -Ed.

Letters to the Editor are always welcome. They may be edited for length and/or clarity. Please include your name and address, anonymous letters will not be considered for publication.

Email to:
kiting.ed@aka.kite.org

or mail to:
Kiting
1450 Fullen Road
Columbus, OH 43229

Fort Worden Kitemakers Conference 2002

by Kathy Goodwinds

2002 celebrated the centennial of Fort Worden State Park Conference Center in Port Townsend, Washington. This former U.S. Army base is also the site of the annual Fort Worden Kitemakers Conference. Over the past 19 years, kitemakers have been gathering to share their knowledge about crafting kites.

A slate of teachers from far and near was invited to Fort Worden to impart their techniques as well as learn new ones. As well as participating in classes of choice, attendees mingled at informal gatherings with refreshments and impromptu mini classes that included origami and bamboo carving. Then there is the raffle! Unique kite related items are donated throughout the year and displayed over the duration of the four-day event. Marla Miller, the raffle Diva, works all year collecting, storing and buying pieces to donate to the money machine that maintains Fort Worden Kitemakers Conference coffers. 522 items were available for everyone to bid on. Raffle tickets are sold throughout the event and people can simply toss a ticket or several tickets into a paper bag accompanying the item of their choice. Of all the methods for raising money, this is the most successful; allowing everyone to have a fair chance.

Some folks are disappointed when they don't get their item of choice but it is a game of chance. The more tickets tossed into the bag, the greater the chance of winning. Every year there is one lucky person whose four free tickets net them a choice item. Then there are those like Deb Cooley who purchased about \$150 worth of tickets, and with a healthy dose of right on biorhythms, walked away with a bundle of goodies. Others donate goods that total \$400 in value and just enjoy watching the tickets accumulate in the brown bags with the item.

This type of raffle was pioneered by Stan Swanson many years ago and perfected by Marla and her merry band of "Raffle Wranglers," and nets enough money to bring in our foreign guests. At each meal break, tickets are drawn and the lucky winners walk away with their prize. Marla and her husband, Ron, must be praised for their supreme efforts to keep this fundraising method in motion for the past seven years.


As well as putting on the raffle, Marla had time to organize the "Billy Bob Skinner" world tour. Scott Skinner showed up at the Conference in 2001 with a set of Bill Bob teeth and a baseball hat with a fake pony tail. He fooled many a



This starfish was a popular project



Intent students hard at work



Ed & Gail Lindsey with teacher John Freeman and the finished product

person with the get up. It worked especially well during one of the classes he taught that year. He left the room during the class as if heading for a cup of coffee. During that time a dorky looking character showed up in the class wearing sunglasses and started talking. Suzanne Sadow's mouth dropped two feet when she saw this sleazy character taking over Scott's class. She could not believe the transformation Scott was able to make with just that little bit of disguise.

Later on Scott inadvertently left the get up on a lunch table. It quietly vanished leaving Scott scratching his head. He questioned everyone about the disappearance of his costume. No one knew what happened to it. At the Saturday evening banquet, Marla called Scott up to the microphone to thank him for all the help his Drachen Foundation had given to Fort Worden. Or so he thought.

As he arrived at the podium, he saw Rob Pratt sitting directly in the front facing him. Rob has a very ample chest and belly and his t-shirt advertisements stand out. This time his shirt carried the solution to the disappearance of the Billy Bob disguise and proclaimed his role in it. Rob is one big guy so if Scott missed it, Marla untangled the mystery even more by presenting Scott with a photo album. It seems that Marla and Ron, who traveled all over the world in 2001, took Billy Bob Skinner along with them. Everywhere they went from England to Germany, to Australia, to Japan, even Billings, Montana, they took photos of all the Billy Bobs in the world. There was Billy Bob Lynn, Billy Bob Harvey, Billy Bob Gomberg, Billy Bob Jensen, and Billy Bob Goodwind, Billy Bob Huston, Billy Bob Kurahashi, and even Billy Bob Satsumisan at the Japanese Kite Museum in Tokyo. The album was full of photos of Billy Bob this and Billy Bobs that. It was all a very pleasant surprise and a great keepsake for Scott. The culprit was sitting in front of Scott the whole time. Rob Pratt's XXXL t-shirt identified Rob. Scott was also presented with another t-shirt making him a member of the "Marlasyzed" club.

Every year the Fort Worden Kitemakers Conference gets better, next year will be the 20th Anniversary of the event that was started by Doug Hagaman, Jack Van Gilder and Dave Checkley. If you want to attend you can find information and pictures at www.kitemakers.org or call Sam Zeiler at (206) 368-9569. If you want to take a chance, call Marla and buy a raffle ticket to win a free Conference package.

We Love to Fly...

by Glen Rothstein



Remember when you didn't know how? Then one day, someone shared the phenomenon we call kiting with you, and your world changed — for the better.


Most of us started with one line. Now, not just one, but two, three and four lines feed our passion as well. I cannot begin to explain the overwhelming joy that I feel from the entire flying experience.

Back to when you didn't know how. The person who inducted you into this incredible sport took a brief moment to share the joy. When I started flying, I didn't get much help, though. I kept saying to myself, "Gee, when will it fly?" "Why do I keep crashing?" "I think this bridle is wrong, how do I fix it?"

After a few years of struggling (and having some fun), I hooked up with a group of people who gave me the gift of "Unconditional Kiting." Their knowledge, patience, and general kindness made me remember why I got into kiting in the first place — the Zen — being outside — you know the rest. There is not a flowform big enough to express my gratitude to these people.

Along the way, you find more places to fly. You go to festivals and meet other fliers that let you try their kites, or better yet, share parts!

At our flying site, outsiders are mesmerized the first time they see a 250 square foot patchwork art piece on 500 pound line with sky trash, or a sport kite making mincemeat of



the sky. We love hearing their reactions and telling them how our community has grown from newsprint and balsa to ripstop and wrapped carbon. They scream when we allude to our insurance coverage and the concept of indoor flying. Then we bring them back to OUR reality by telling them that it's all about enjoying life — doing things that make you happy.

Remember your roots! Take the time to hand your lines to a curious bystander. Show a beginner who's having trouble with their Wal-Mart special a better way. Remember, we know how exciting and rewarding this is. That's a special gift that deserves to be shared.

When you do, you'll feel as good as you did when your first kite took to the air.



Membership Application

- New Member Register me as a Member Merchant
 Renewal Don't publish my name in the Dir.
 Reinstatement Don't distribute my name outside AKA

Name _____ Spouse _____
 Address _____ Email _____
 City _____ State _____ Zip _____
 Home Phone _____ Work Phone _____
 Other Family Members _____
 Charge (Visa/MasterCard) # _____ Exp. Date _____
 Signature _____

My primary interest is: all kinds of kites single-line kites multi-line kites

Referred by _____
 My local Club _____

For information call
800-AKA-2550

Summer '02 Kiting

Membership Dues	1 yr	2 yr	3 yr	Amount
INDIVIDUAL <i>Kiting</i> via 3rd class mail	\$30	\$58	\$86	_____
ADDITIONAL FAMILY per person				
relatives living in same household	4	8	12	_____
U.S. 1st CLASS MAIL add	8	15	22	_____
SPONSOR <i>Kiting</i> via 1st class mail				
includes tax deductible contribution	100	200	300	_____

International Members please add postage as follows:

CANADA or MEXICO	8	15	22	_____
OVERSEAS SURFACE MAIL	10	19	28	_____
OVERSEAS AIR MAIL	25	48	70	_____

TOTAL REMITTANCE _____

Please remit in U.S. dollars.
Sorry, we cannot take Canadian cheques.

Send this form with your payment to:
American Kitefliers Association
PO Box 1614
Walla Walla, WA 99362 USA

The Ultimate Flying Experience

by Julie King

Balloons and Kites!

Looking for something wonderful to do right after the AKA Convention? Is a one-week kiting vacation not long enough for you? Mark your calendar — an event you can't miss! Hundreds of thousands of people will attend this spectacular event from October 5–13, 2002. After lift off, what do they have to look at? Kites, of course!


For 30 rollicking years, the Duke City has hosted the Albuquerque International Balloon Fiesta®, the world's largest, most photographed, most whimsical sporting spectacular. Balloon Fiesta promises and delivers a sky-show of fantasy, merriment, beauty and laughter. Three decades of high-rise excitement have catapulted Albuquerque into global popularity, drawing worldwide media coverage and luring huge crowds. The "Big One" keeps growing bigger and more inviting. From the exhilaration of lift-off to the candy-colored sky, Balloon Fiesta blends reality and imagination into one bright experience. In Albuquerque's unwrinkled climate, shutters click to capture the confetti air. Add the delightful "Special Shapes Rodeos," or the "Balloon Glow" that transforms the night into a dreamy, glowing spectacular along with the America's Challenge Gas Balloon Race — that's "Balloon Fiesta 2002." During the five Mass Ascensions throughout the week, more than 850 balloons lift off in unison.

Once again, during the nine day event, there will be 'Kites Aloft.' Kites Aloft will begin at the conclusion of the morning Mass Ascensions and ballooning activities. Balloon Fiesta organizers cordially invite all kitefliers to bring their collection of kites and share their works of art with the world. This is strictly a fun fly and an opportunity to witness the greatest 'flying' event of the year — balloons and kites.

Flight Teams are invited to join with Tori Tako's Master Class Team, demonstrating the sport of competition flying just for the fun of it. Single Line enthusiasts, bring your 'one of a kind' or much acclaimed collections and show them off to the world.

For information about attending the event, contact Albuquerque International Balloon Fiesta: Information and RV parking, toll free (888) 422-7277 or

email balloons@balloonfiesta.com or visit their web site at www.balloonfiesta.com. Admission is \$5. for adults, Children 12 and under are free. Parking is \$5. There is bus transportation available, so no parking hassles. Balloon Fiesta has discount tickets available — 20% discount for a five-day event pass. For travel and hotel reservations, contact Balloon Fiesta Travel at the telephone numbers or web site listed above. For the experience of a lifetime — hot air balloon rides, contact Rainbow Ryders, the official balloon ride vendor at (800) 725-2477.



If you would like to volunteer and participate in Kites Aloft, please contact Tori Tako at toritako@attbi.com or phone (801) 964-8929. Tori Tako has a limited number of parking and gate passes available. Discount rooms are also available. Reservations must be made immediately because if kites don't fill them, they'll go the general public.

Whoever you are, whatever you love, this Balloon Fiesta will fill you with awe — a gravity-defying inspiration of a lifetime! Balloons and Kites!

SKY BURNER KITES

Manufacturer's & Distributors
of Quality Products



Designers of the Heat, Wahoo, T&T & Nik Nak, Sky Burner Kites are created by flyers for flyers. Our kites are Handmade in the U.S.A. for exceptional quality, durability and performance. If you want the finest in flight, you want Sky Burner.



Sky Shark wrapped carbon air frames are used by major manufacturer's worldwide. Their strength and durability make them the right choice for your designs. Let us put new life into your old kites by reframing them in Sky Shark tubes.

LEVEL ONE

Level One kites, creators of the Level Two, Easy Light, New Age, Challenge & Black Jack, are the #1 kites on the European kite circuit. Their high quality, great designs and affordable pricing make these kites a great choice for any sport kite flyer.

Sky Burner Kites Inc.
1049 S. Main Street
Plymouth, Michigan, 48170
ph# 734-454-3760
fax# 734-454-0345
jtandm@skyburner.com
www.skyburner.com

Ripstop Fabric Ripstop Fabric

Ripstop Fabric

Ripstop!

Everything it takes to build a kite, fabric, all types and colors, spars, line, hardware and more! We stock most stunt kite fittings. Books, kite kits, rubber stamps, decorative thread, speciality films and the list goes on...

Hang-em High Fabrics
1420 Yale Ave.
Richmond, Va. 23224

Phone/Fax: 804-233-6155
Same or next day shipments
E-mail: tmarvin@erols.com
Home page: <http://www.citystar.com/hang-em-high>

Ripstop Fabric

Hang-em High Fabrics



Kite Building Supply Catalog

1420 Yale Ave.
Richmond, Va.
23224 U.S.A.
Mon - Fri 10am - 10pm
Phone/Fax 804/233-6155

A comprehensive guide for all kite builders Dec. 1997 Edition 14

Ask for your free 'Mega' Catalog today.

Visa, MC, Discover

Ripstop Fabric Ripstop Fabric



"Hello Ralf, nice to see you. I saw your kite flying on my way to the kite-festival so I knew you were here." These

words I hear very often during the year. The kite they recognize is my black and red Dopero (short for Double Pearson Roller). I have modified my Doperos regularly to make improvements in performance; only the black and red color remains the same. My Maxi-Dopero with Open-Vertical-Keels is my favorite lifter kite for KAP and dropping sweets and teddy bears.

I fly my kites at festivals located in the northern part of Germany. But nearly every year around Easter time there is something special: I make the long trip to the famous 10-day kite festival at Berck sur Mer in France. Here KAPers from all over the world, but particularly my German friends Wolfgang Bieck, Ulli Monsees, and Harald Prinzler, meet to renew friendships and to check on the latest improvements to our KAP equipment.

My KAP equipment changed very early in my KAP-time from a pendulum to Picavet-style suspensions. My first small carbon-style all ball bearing suspension was a great step forward for a new Picavet-generation. My cradles have become more and more complex during my 12 years of KAP. In my current cradle, I have the following functions on board: electronic shutter, endless pan left/right, 90° tilt, hover (change format from horizontal to vertical), audio and video control (to hear the film-transport and see the picture from the ground), switch on/off video control (reduce electric power) and zoom (only for the digital camera).

I have built KAP equipment in my free time for other people, mostly for scientific applications. In 2002, I had a special order to build something similar to KAP: a PAP-cradle (Pole Aerial Pictures). Peter Bults has more about PAP at the rubric "X-AP" on his Web site, www.kiteaerialphotography.net. My Pole has a maximum height of 15 meters and uses the same techniques as normal KAP stuff.

One of the most asked questions is, which camera can I use for KAP. Like many, I started with point-and-shoot-cameras. I modified my first KAP-only cameras with contacts for an electronic shutter. At the beginning I used the Olympus AF-1 followed by the Rollei Prego Xenar. It was great fun to work with these cameras, I tried out my first video control system with them, and was rewarded by being the only non-American to have my photos on the cover of the "Aerial Eye" magazine twice.

I still saw room for improvement, as I was not completely satisfied with the technical quality (sharpness, dark spots in the edge) of the photos. I looked for a new KAP-camera and found the ideal camera for me: the Contax G1 with its unsurpassed image quality. At Berck, they


Now you can get into the wind three ways.



Shop online at www.intothewind.com
Check stock availability and color selections, place your order and we'll confirm it immediately. You'll also find sale items, power kiting gear and extraordinary products that just won't fit in our print catalog.



Visit our store in Boulder, Colorado.



Send for our free 80 page print Catalog, the industry standard for over 20 years.

Into The Wind

1408-D Pearl St., Boulder, CO 80302
(800) 541-0314



called me "capitalist" but I know, they'd like to have the same camera! With it I take aerial photos for a Biological Institute. Each autumn, the glass form, a plant growing on salt earth, becomes red and with the help of my aerial photos, the biologists can make growing maps of the plants.

In the year 2000, we had a great kite festival in Detmold, Germany to celebrate the opening of the Art Kite Museum. The event included a KAP contest. The participants took KAP of specified subjects on the ground. The results were presented to the jury with one of

the criteria being who could do it the fastest. For me, this event was the beginning of my utilization of digital photography. I used my new Olympus Camedia 2020 and won first prize. For such tasks the digital camera is perfect: you have immediate results on location. I had modified my 2020 with contacts for shutter and zoom function. Meanwhile I have modified the 3030 in the same way. I like very much to work with the digital camera, because the video control function works perfectly, I can zoom and I can present my results directly to my business client or judge.



NKM v4.0, or

How I Learned To Stop Worrying and Love Kiteflying

by Phil Broder

We should have got the message when KiteMania and the Pandemonium Kite Festival were on the same day. Things were going to be crazy.

Three years ago, when the AKA and the Kite Trade Association started National Kite Month, 150 of you put together an event of some sort. The year after that, the number crept up to 175. So imagine our surprise when, in 2001, the number of events shot up to 378. That's as big as it can get, we thought. There simply aren't that many kitefliers to go around to all those events. And poor Jim Miller can barely keep up with all the press releases needing to be sent out. But to be optimistic, let's plan on 400 events for the 4th year.

In retrospect, we were fools. We grossly underestimated you. In fact, we grossly underestimated almost everyone. The result, much to our amazement and Jim Miller's chagrin, was 679 events.

You read that right. Six hundred and seventynine. That's 450% growth in four years. If this were a business, we'd be planning our initial stock offering already.

For the past couple years, it's been my job to cajole, harangue, pester, and nudge people to get events registered. This year I started doing that again, but then started to rethink the strategy. When the event total hit 300 by mid-March, I got nervous. When we cleared 400 before April, I thanked my lucky stars that it was Jim sending out the press releases and not me. And at the 500 mark, I was finally able to stop worrying about whether NKM would reach its goals, and just started flying kites for fun again.

So how did we do it? If we pick apart those 679 events, what do we find? For starters, there are the old standbys and stalwarts. NKM rests on a foundation of events like the Maryland International Kite Expo, the festival in Berck-sur-mer, France, and a

handful of Bay Area Sport Kite League events. Plus there are the familiar faces who organize bunches of events. Archie Stewart brings kites into rec centers around Boston. Charles Stewart builds kites with kids in nearly every public library in New York City. Clubs like the Whidbey Island Kitefliers and NYKE and Richmond Air Force have fun flies and sewing workshops every week. That core group really gets things started.

After that, we start finding AKA members who are organizing their first small event. Lots of you set up displays of kites in libraries, office buildings, and store windows. Even more of you went into schools. Up in Maine, Bob Ray sent letters to 300 schools, offering to teach kitemaking classes. Mary Bos did an alphabet fly in Washington, using kites that began with a different letter every day.

Kite Month isn't exactly "National" either. There were dozens of international events in Canada, Australia, New Zealand, France, Japan, Great Britain and South Africa. Elena Tarasenko filled the Ukraine's skies with kites at several events. And Itzhak Ganor brought some brightness to Israel with that war-torn nation's first NKM event.

But the big surprise were the events hosted by "not the usual suspects." Hardly a day passed without a request for assistance from a Cub Scout troop, Kiwanis Club, day care center, or synagogue. Across New England, gas stations displayed kites. A chamber of commerce in New Mexico and a charity in California thought that kites would be a good way to promote themselves. An apartment complex in Colorado used kites to get neighbors together to meet each other. These are people who aren't AKA members, maybe aren't even kite enthusiasts, but just decided that it would be fun to fly kites for a day. From the AKA perspective, they're potential new members. For the KTAI, they're a new market. For all of us, they're new friends.



As all this happened, the media discovered what was going on. The Connecticuters appeared in the New York Times. Kitesurfers were on the front page of the Minneapolis newspaper. Sam Ritter graced US News and World Report. The governor of Iowa saw one festival on a Des Moines TV station and called me, asking if I could bring kites to another event he was planning.

So why were we so successful? A big reason is the new NKM website, www.nationalkitemonth.org, designed by Heather McMeekan and maintained by Chuck Sigal. Search engines steered people with an interest in kites right to the site, and with that foot in the door, the rest was easy. Your AKA regional directors also pitched in, helping individuals and clubs to get things going. Christopher Stankus at Jackite helped out, giving away free kites and paying for full-color publicity posters, which attracted the public's attention.

Mania and pandemonium. You people really are tako kichi.

Region 1 Tops Again

For the second straight year, Region 1 had the most NKM events, with 123. Regional Director Steve Santos received a variety of kites donated by Lee Sedgwick, John and Marzlie Freeman, John Pollock, and Bill Schumacher, and the Drachen Foundation, which he shared with the kitefliers in his region. Region 2 was the most improved, going from 34 events last year to 104 events, and regional director Mike Dallmer received a Sam Ritter rokkaku. The club with the most events was the High Spirits in New Jersey, who won a set of stars and stripes banners made by the Richmond Air Force. (Those banners will look great at Liberty State Park, overlooking the former World Trade Center.) One event organizer was randomly selected to win an AKA logo eddy made by Scott Spencer; that lucky winner was Bob Ray of Portland, Maine.



This page: Proud kids at MIKE (Roger Chewning), hundreds of classrooms made sled kites (Scott Holgerson), hungry elephant eats flier! Richmond Air Force banners at Smithsonian (Chewning), a great show at MIKE (Chewning)
Opposite: Kitemania! (Gregg Mazzotta), a great replica of a classic Hi Flier kite.





Go Fly A Kite is proud to sponsor the AKA's 25th Anniversary Celebration!



Live music featuring the band Sky Dog, free drinks, and free munchies!

Prize giveaways totalling over \$2,500 including Joel Scholz series kites, Reza designed kites, giant kites, logo caps, logo shirts and logo jackets!

Grand Prizes are an original hand-signed Reza made kite (one of his last creations), and a signed Joel Scholz one of a kind kite built by Joel in his Texas workshop.

"Three thumbs up!"



The fun begins at 7:00pm on October 1, 2002. Shenanigan's Pub on 3rd and Boardwalk in Ocean City is the place (located right in the AKA Convention hotel, the Shorem). The fun never ends, but the music and prizes only last until 11:00pm.

JUNE**21-22**

Old Dominion Stunt Kite Championships
Dorey Park
Richmond, VA, USA
Terry "Kitebus" Murray
kitebus@mindspring.com

2 Paws Kitefest

Paw Paw High School
Paw Paw, MI, USA
John Cosby
pegasuspairs@yahoo.com
(616) 345-5432

29-30

Third Annual Windmill Festival
Mid-America Windmill Museum
Evansville, IN, USA
Danny Johnson
hoosier-kite-society@yahoogroups.com
(812) 845-2927

12th Libertyfest Kite Festival
Mitch Park
Edmonds, OK, USA
Terry Officer
(405) 341-5477

Squaw Valley High Altitude Kite Fest
Olympic Valley, CA
Eric Brandt
ebrandt@squaw.com
(530) 583-6985

JULY**12-14**

Newport Kite Festival
Brenton Point State Park
Newport, RI, USA
Steve Santos
highflyrA@aol.com
(401) 658-0649

19-21

Southern Oregon Kite Festival
Brookings, OR, USA
Nita Rolfe
nita@port-brookings-harbor.org
(541) 469-2218

North Coast Stunt Kite Games
Maumee Bay State Park
Oregon, OH, USA
Terry Gerwick
tlg@tdi.net
(734) 243-0919

27-28

Michiana Area Regional Sport Kite Festival
South Bend Regional Airport
South Bend, IN, USA
George Lee Wright, III
playwiththewind@earthlink.net
(574) 251-9692

Berkeley Kite Festival

Cesar E. Chavez Park
Berkeley, CA USA
Tom McAlister
(510) 235-5483
tom@highlinekites.com

AUGUST**8-14**

Qinhuangdao International Kite Festival
Qinhuangdao, China
Yang Huan Xing
yanghuanxing@httx.com.cn
86 10 68758692

17-18**Kite & Flight Festival**

Quincy Flight Fields
Quincy, MI, USA
Jeff Friend
(517) 869-2788

Cuttingedgekites.com Fly
Chance Beach Approach
Ocean Shores WA, USA
Jim Barber
flying@cuttingedgekites.com
(360) 289-0667

31**Golden Gate Challenge**

Ocean Beach
San Francisco, CA, USA
Brian Champie
brian@kitefart.com
(925) 829-0683

31-Sept 1**Crescent City Kite Festival**

South Beach
Crescent City, CA USA
Debbie Smith
skyydreams@hotmail.com
(541) 476-7208

Kites Over Burlington

Burlington RecPlex
Burlington, IA, USA
Phil Broder
twelvewinds@hotmail.com
(319) 753-3436

SEPTEMBER**7-8**

Liberty Remembers
Green Lawn
Jersey City, NJ, USA
Kurtis Jones
oparadis@bellatlantic.net
(201) 489-7186

8

Sonoma Fun Fly
The Historic Vallejo Home
Sonoma, CA, USA
David Wishingrad
concepts@vom.com
(707) 938-0529

14

3M Harvest Fly
3M Plant
Hartford City, IN, USA
Dick Claycomb
daclaycomb@hotmail.com
(765) 348-3711

30-Oct 6

25th Annual AKA Convention
Ocean City Convention Center
Ocean City, MD, USA
Maggie Vohs
cameo@wcn.net
(541) 994-4252
fax (541) 994-3459

OCTOBER**5-13**

Balloon Fiesta Kites Aloft
Albuquerque, NM USA
Julie King
toritako@attbi.com
(801) 964-8929

11-13

US Air Force Museum Kite Festival
United States Air Force Museum
Wright Patterson Air Force Base, OH, USA
Denise Bollinger
denise.bollinger@wpafb.af.mil
(937) 255-8046, ext 492

Would you like to have your event listed in Kiting? We can't list it if we don't know about it! Event and sanctioning info is taken from the AKA database, to list your event, go to the AKA web site!

AKA Affiliated Clubs and Scheduled Activities

REGION ONE

Connectikers
P. O. Box 270
Ansonia, CT 06401
Dave Lombard (203) 732-5243
info@connectikers.org

Great Lakes Kitefliers Society
PO Box 331
Buffalo, NY 14205-0331
Mike Decker (716) 834-2879
www.fly.to/glks

Kites in Central New York Skies
Don Hansberger
10056 Elpis Road
Blossvale, NY 13308
(315) 245-4038
kicnys@twcny.rr.com
Every Sunday, Sylvan Beach, NY

Kites Over New England
Bob Hogan
156 Carver Road
Plymouth, MA 02360
(978) 256-8205
www.kone.org
1st Saturday of the month, all year,
Nahant Causeway, Lynn, MA

New England Traction
John Ruggiero
193 Atlantic Avenue
Marblehead, MA 01945
(781) 631-1438
john_r@attbi.com
Weekends, Nahant Beach, Lynn, MA

New York Kite Enthusiasts
Jeremy Johannesen
224 Irish Hill Road
East Byrne, NY 12059
(518) 872-0990
www.nyke.org

REGION TWO

Fly Pittsburgh Kite Club
235 Jolly Hill Road
Natrona Heights, PA 15065
Paul Shirey (724) 295-0645
aerostar@nauticom.net
2nd Sunday
Cooper's Lake Campground
Portersville, PA

Keystone Kites
Glen Haynes
832 Meadow Lane
Camp Hill, PA 17011
(717) 975-2852
rokkaku6@aol.com

Lehigh Valley Kite Society
Glenn Bachman
16 West 3rd Street
Bethlehem, PA 18015
(610) 332-LVKS
www.lehighvalleykitesociety.org
1st Sunday of the month fly at
Louise Moore Park, Bethlehem, PA

Liberty High Spirits of 14B
PO Box 283
Rochelle Park, NJ 07662
Kurtis Jones (201) 489-7186
oparadis@bellatlantic.net

Sky Pilots Kite Club
640 Fairmount Avenue
Wernersville, PA 19565
Carl Leisey (610) 678-4661
spkc4u@aol.com
3rd Sunday of the month
Schuykill Valley Elementary School
Leesport, PA

South Jersey Kite Flyers
PO. Box 32
Collingswood, NJ 08108
Andy Selzer
(856) 728-0330
fightakite@snip.net
3rd Sunday of the month
Gloucester County College

REGION THREE

Maryland Kite Society
c/o Jon & Karen Burkhardt
10113 Lloyd Road
Potomac, MD 20854
(301) 424-6976
burkhardt@intr.net
3rd Sunday of the month
Carrs Mill Park, Inwood, MD

Richmond Air Force
3646 Grovewood Road
Richmond, VA 23234
Charles Stonestreet
(804) 271-4433
www.richmondairforce.com
1st Sunday of the Month
Dorey Park, Henrico County, VA

Winds And Rainbows
3718 Cumberland St. N.W.
Washington, DC 20016
Rod Daniel (202) 966-2668
rdaniel@dmg-dc.com

Wings Over Washington (WOW)
13106 Parkridge Circle
Fort Washington, MD 20744
Jim Cosca (301) 292-4849
www.kites.org/WOW
1st Sunday of the Month Fly
Washington Monument, Washington, DC

REGION FOUR

Florida Kitesurfing Association
PO Box 447
Boynton Beach, FL 33424
Rick Iossi (561) 417-5866

Mississippi Gulf Coast Kite Club
610 E. Beach Blvd
Long Beach, MS 39560
Sharon Bouffanie
(228) 863-9195
acajun@cablone.net

Suburban Atlanta Kite Enthusiasts
8257 Winston Way
Jonesboro, GA 30236
Harlan Groover (404) 471-7923
hgroover@mindspring.com

Sun Coast Kite Club
6235 Bradenton Avenue
Bradenton, FL 34207
Jon Leal (941) 752-0821
jeal001@tampabay.rr.com

Treasure Island Sport Kite Klub
1916 Castle Bay Court
Oldsmar, FL 34677
Claxton A. Thompson
(813) 891-0301
www.kites.org/tiskk
Fun Fly every Sunday at 2:00 pm
at the Bilmar, Treasure Island, FL

Wings Across Carolina Kiting & Okra Society (WACKOS)
Jim Martin (704) 535-4696
4242 Folkston Drive
Charlotte, NC 28205
www.wackos.org
1st and 3rd Saturday of the month, Frank
Liske Park, between Harrisburg and Concord, NC

REGION FIVE

4 Seasons Kite Club
317 Boyne Street
New Hudson, MI 48165
Patrick Franks (248) 486-5277
prfranks@bigplanet.com

Black Swamp Air Force
PO. Box 13334
Toledo, OH 43613
Kevin Kilgoar (734) 243-0919
kiteguy@amplex.net
1st Saturday and 3rd Sunday of each
month
Maumee Bay State Park, Oregon, OH

Kazoo Stringfellows
5333 Westnedge Avenue
Kalamazoo, MI 49004
John Cosby (616) 345-5432
elainejohncosby@yahoo.com

Mid-Michigan Kite Club
5241 E. Coldwater Rd., #227
Flint, MI 48506
John Davis (810) 736-4037
kitewiz289@aol.com

Mid-Michigan String Stretchers
Ken Blain
349 Springreene
Ada, MI 49301
(616) 676-5980
spaciousky@grgig.net

Ohio Society for the Elevation of Kites (OSEK)
10228 Winthrop Road
Streetsboro, OH 44241
Harry Gregory (330) 274-2818
osek-cleve@adelphia.net
2nd Sunday of every month
Edgewater Park, Cleveland, OH

PIGS Aloft
5031 Mallet Hill Drive
Cincinnati, OH 45244
Jerry McGuire (513) 831-8379
weflykites@cinci.rr.com

REGION SIX

Chicagoland Sky Liners
1532 77th Street
Naperville, IL 60565
Herb Schulz (630) 369-6834
herbs@interaccess.com

Cloud Chasers Kite Club
3 Anna Lane
Springfield, IL 62703
Rich Brumieue (217) 787-8065
rsbgolfer@aol.com

Hoosier Kitefliers Society
1003 W. Commercial Street
Hartford City, IN 47348
Dick Claycomb 765-348-3711
daclaycomb@hotmail.com

Kite Society of Wisconsin
2266 N. Prospect Ave, #501
Milwaukee, WI 53202
Jeff Kataoka (414) 962-6336
gsf@execpc.com

Minnesota Kite Society
PO Box 580016
Minneapolis, MN 55458
www.mnkites.org

Western Illinois Winddevils
209 N. Ward Street
Macomb, IL 61455
Heather McMeekan
(309) 836-8701
mcmeekan@macomb.com

Wind Rythm Kite Club
921 1st Avenue SE
LeMars, IA 51031
Bob Webb (712) 546-8050

Wisconsin Kites
3266 S. 44th Street
Greenfields, WI 53219
Bob Rymaszewski
(414) 329-9825
wikites@execpc.com

REGION SEVEN

Foothills Kite Club
7035 W. 32nd Place
Wheat Ridge, CO 80033
Donald Nash (303) 205-9020
FHKC@webtv.net

Gateway Kite Club
8606 Ardelia Avenue
St. Louis, MO 63114
Dave Schenken (314) 429-4182
kimmdave9@earthlink.net

Kansas City Kite Club
6 NW 67th Street
Gladstone, MO 64118
Randy Haberle (816) 455-4807
www.kckiteclub.org
2nd Sunday of the month, Johnson County
CC,
Overland Park, KS

Midwest Winds Kitefliers Club
PO Box 3770
Omaha, NE 68103-0770
Bruce Kenkel (402) 330-7271
kenkel31@radiks.net
Club meeting 2nd Wednesday of the month
at Immanuel Medical Center, Omaha, NE
Club fly 2nd Sunday of every month at
Immanuel Field, 72nd and Sorenson Pk

Prairie Winds Kite Club
13202 Pearl Drive
Weeping Water, NE 68463
Wayne Patton (402) 267-5359
beckyskites@yahoo.com

Topeka Kite Flyers
1119 SE 43rd Terrace
Topeka, KS 66609
Bob Homan (785) 273-3715
bjhoman@msn.com
1st & 3rd Sunday of the month
Governor's Mansion, Topeka, KS

REGION EIGHT

Coastal Bend Sky Pirates
1919 North Hwy 35 #457
Rockport, TX 78382
Dano Wright (361) 790-8925
rabitdog@pyramid3.net

Crescent City Kiteflyers
1813 Edinburgh Street
Metairie, LA 70001
Sandra Harris (504) 835-0280
mharris2@earthlink.net

Jewels Of The Sky Kite Assn.
Dick Bell (972) 423-3630
1520 Amazon
Plano, Tx 75075
jots@attbi.com

The Alamo Kiteflyers Outfit
1348 Timberwood Trail
New Braunfels, TX 78132
Leona Clark (210) 609-2002
hwc99@yahoo.com

Tulsa WindRiders
P.O. Box 562
Glenpool, OK 74033
Collette Lemons (918) 322-9630
buggyoklahomastyle@earthlink.net

Wind Dancers
980 Gibb Road
Waxahachie, TX 75167
Gloria Harmon (972) 938-3954
kitemobile2@juno.com

Wind Weavers
Judy Kingery (915) 692-5927
1118 Barrow
Abilene, TX 79605
JGKingery@aol.com

Wings Over the Red
266 Garsee Circle
Frierson, LA 71027
Kevin B Wolfe (318) 797-1461
wingsoverthered@aol.com
2nd Sunday of each month
Louisiana State Univ., Shreveport, LA

REGION NINE

Associated Oregon Kitefliers
PO Box 25616
Portland, OR 97298
Judy Brown (541) 736-1757
judyb7@mindspring.com

Rogue Valley Windchasers
717 NE 11th Street
Grants Pass, OR 97526
Debbie Smith (541) 476-7208
skydreams@hotmail.com

Southern Oregon Aire Raiders
2837 La Mirada Dr.
Medford, OR 97504
Ed Jensen (541) 774-6493
jensenx5@qwest.net

REGION TEN

Lilac City Wind Chasers
5916 N. Oak
Spokane, WA 99205
cxbil@aol.com
Fun fly every Tuesday, 4 'til dark,
Friendship Park, Spokane, WA

North Coast Sky Painters
Rich Miller
P. O. Box 2336
Aberdeen, WA 98520-0381
crabble@olynet.com
2nd weekend of the month
Illahee Beach, Ocean Shores, WA

Northwest Buggy Pilots Assn.
P.O. Box 1358
Westport, WA 98595-1358
Morrie Williams (360) 268-0318
williams@techline.com
4th Saturday every month at
Wash-Away Beach, Grayland, WA

Pierce County Kitefliers
c/o Mainframe Kite Shop
3340 East 11th Street
Tacoma, WA 98421
(253) 927-8779
CBAKitesKites@webtv.net
Meetings, last Thursday of the month at
Summit Branch of Pierce County Library,
Tacoma, WA

SCI-FI
1911 Broadway
Everett, WA 98201
4winds@eskimo.com
2nd Sunday of the month
Call for location and details

Washington Kitefliers Assoc.
Pacific Science Center
200 2nd Avenue N.
Seattle, WA 98109
Sylvia Bernauer (425)822-4605
www.wkaonline.org

Westport Windriders
2725 Walker Ct. SE
Olympia, WA 98501
Bary Crites (360) 491-8605
bearkites@aol.com
4th Saturday of the month
Grayland Beach approach in Grayland, WA

Whidbey Island Kite Flyers
PO Box 1320
Coupeville, WA 98239
Marjorie Taylor (360)678-9358
marjorie.taylor@verizon.net

REGION ELEVEN

Bay Area Sport Kite League
2381 Nobili Avenue
Santa Clara, CA 95051
Susan Skinner (408) 554-8399
www.baskl.org

Lavender Winds
2234 Santa Maria Dr.
Pittsburg, CA 94565
Brian Bradley (510) 797-6997
kitebear@aol.com
2nd Sunday of each month
north of San Gregorio State Beach

Las Vegas Kite Club
3111 S. Valley View A-116
Las Vegas, NV 89102
(702) 458-7536

Northern California Kite Club
7510 Corrinne Street
San Ramon, CA 94583
Brian Champie (925) 829-0683
www.kitefart.com/nckc/

REGION TWELVE

Arizona Free Flyers
1210 W Palo Verde Drive
Chandler, AZ 85224
Dave Evans (480) 917-0203
azfreeflyer@aol.com

Hawaii Kiteflyers Association
PO Box 11722
Honolulu, HI 96828
Roy Morisada (808) 947-7097
windtutors@webtv.net

Hawaii Sportkite Assoc.
100 Ridge Road, Suite 2514
Kapalua, HI 96761
Robert Loera (808) 665-1649
rloera9571@aol.com

Route 66 Kite Club
4422 W. El Camino Drive
Glendale, AZ 85302
Tom Manson (480) 891-8042
r66kc@tmsquared.com

San Diego Kite Club
PO Box 7977
San Diego, CA 92167
Jim Skryja (858) 272-3461
www.sdkc.net
2nd Saturday of the month, Mission Bay
Park south of the Hilton

Sport Kite Club of America
PO Box 5216
Playa Del Rey, CA 90293
Russ Colbert (310) 822-9550
epickites@aol.com
Every Sunday at Playa Del Rey Beach in
Playa Del Rey, CA

Up, Up, and Away Kite Club
11871 Martha Ann Drive
Los Alamitos, CA 90720
Janis Sabic (562) 431-1746
2nd Sunday of each month, Right side of
pier, Seal Beach, CA

REGION THIRTEEN

Federation Quebecoise
Du Cerf-Volant
4545 Ave. Pierre-de-Coubertin
CP1000, Succersale M
Montreal, PQ H1V3R2
(514) 252-2032
cerfvol@fqjv.qc.ca
1st Sunday of each month, parc de La Voie
Maritime, St. Lambert, Quebec



Kite Studio & kitebuilder.com

Make your dreams fly

- KITE MAKING SUPPLIES
- KITE PLANS and ACCESSORIES
- KITE MAKING TIPS and TECHNICAL INFORMATION
- KITE MAKING COMPETITION PHOTOS and RESULTS
- KITE MAKER PROFILES and INTERVIEWS
- BULLETIN BOARD and CHAT

5555 Hamilton Boulevard – Wescosville, PA 18106
610-395-3560 www.kitebuilder.com

2000 AKA Grand Champion, Bobby Stanfield

AKA Sport Kite Conferences

Sport Kite Committee

CHAIR

David Hansen david@dogstar.com

ASSISTANT CHAIR

Mike Gillard mike@kitelife.com

CHAIR, CONFERENCES

Susan Shampo pac_conf@aka.kite.org

Phil Napier pnapier@hsc.vcu.edu

Michael Moore fsrf37a@prodigy.com

John Ruggiero johnr@mediaone.net

Eric Babilewicz babelowe@ride.ri.net

Bob Hogan bohhogan@mediaone.net

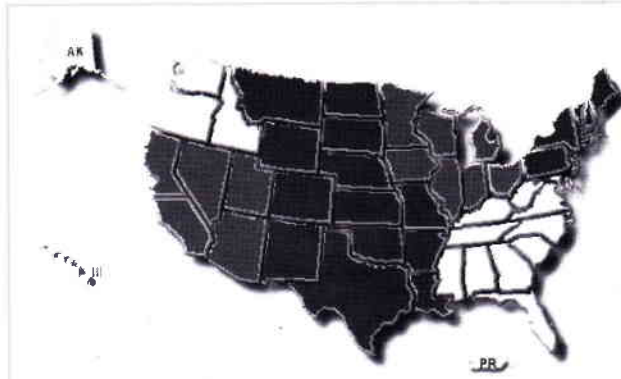
Adena Schutzberg ne_conf@aka.kite.org

Laura Stonestreet se_conf@aka.kite.org

Craig Rodgerson mw_conf@aka.kite.org

Terri & Mike Huff nw_conf@aka.kite.org

Steven Ploof cen_conf@aka.kite.org



MIDWEST

Craig Rodgerson
1318 Knight Ave.
Flint, MI 48503
(810) 239-2668
mw_conf@aka.kite.org

NORTHEAST

Adena Schutzberg
6 Tower St.
Somerville, MA 02143
(617) 666-6-64
ne_conf@aka.kite.org

NORTHWEST

Mike & Terri Huff
PO Box 1296
Ocean Shores, WA 98569
(360) 289-9050
nw_conf@aka.kite.org

PACIFIC

Susan Shampo
5559 Lauretta St.
San Diego, CA 92110
(619) 295-7855
pac_conf@aka.kite.org

CENTRAL

Steven Ploof
1709 Cushing Park Drive
Round Rock, TX 78664
(512) 218-8726
cen_conf@aka.kite.org

SOUTHEAST

Laura Stonestreet
3646 Grovewood Rd.
Richmond, VA 23234
(804) 271-4433
se_conf@aka.kite.org

CONFERENCE COMMISSIONERS' REPORTS

Northwest Conference

The Northwest Sport Kite League held its annual meeting at Ocean Shores in March. John and Marianne Trennepohl were our featured speakers. Their presentation on the mechanics of kite assembly and the appropriate choices of rods was well received. We also discussed rule changes for the present year and attended to the business of our league. The new officers for the coming year are Jerry Cannon: president, Bud Hayes: vice-president, Mike Huff: treasurer, Terri Huff: scorekeeper and Neil Parker: past president and equipment manager. We were blessed with wonderful weather both days and the weekend ended with a four hour mass fly on the sunny beach.

Our competition schedule for the year starts with Ocean Shores on May 4th, Seaside on May 18th, Ocean Shores on June 1st and 2nd, Vancouver BC on June 15th and 16th, Long Beach on June 29th and 30th, Grayland Beach on July 13th and 14th, Ocean Shores on August 17th, Seaside on September 7th and Whidbey Island on September 21st and 22nd. Our annual event at Everett on August 3rd has been temporarily canceled because it had been held on a military base that is no longer available.

We are thrilled to be represented at the World Championships by Bill Rogers, Wayne Turner and Scott Davis of Team 6th Sense. We wish them the best and would like to have been there to cheer them on.

Pacific Conference

The season is well underway with three more competitions in the books so far this spring. I'm happy to note that we have 13 Novice fliers competing this season! Don King and Wayne Fu are neck and neck for the lead with David Trustman hot on their tails in that class. Aaron Champie has broken away from the pack in Experienced 2-line but Danielle Fermin promises to give him a run for first before the season is over. She was HOT at the recent Belmont Shore event. Come on, Arnold ... you're only TWO points back!

We were all happy to see Steve LaPorte return to the competition field. We missed you last season, Steve! Ulysses Villanueva has jumped into quadline competition this season. With one less event under his belt than the leaders, he's only one point back. You Go, Uly! Experienced Pair S.O.H.R. continues to delight us with their performances. Masters Pairs is shaping up to be a very close, three-way battle between Against the Wind, Papalotes and Avispados. One thing is for sure, spectators are in for a treat when these three pairs square off!

After placing first in EIQB at his first AKA Convention in Billings, Vince Maranta is mixing it up in Pacific Conference MIQB without a hitch and is giving the veterans a run for it. The competition is heating up just in time for summer. Come to an event and join in or just sit back and watch the show unfold.

Midwest Conference

Spring is finally here and so are the days we dream about all winter. If you are an experienced kiteflier, those dreams sometimes include bad weather. Perry Farm Kite Festival in Bourbonnais, Illinois ran into a lot of rain the last weekend of April. Kitefliers from the Midwest are used to the adversity of unpredictable weather. Paul Koepke continues to keep Zachary Gordon on his toes in Novice disciplines this season. Mike VanCleve and Dan Wellbaum are the "new guys to watch" in the Experienced disciplines.

Kite events depend on volunteers, and Perry Farms was completed with the soggy assistance of two of the oldest kite teams in the US. The Windjammers and Chicago Fire are both in their third decade of kiting and competing. Both teams continue to perform in the limelight and as judges/volunteers where they are needed. I recently revisited their web sites and highly recommend both for a sense of kite history. We all continue to wish a speedy recovery to Aaron of the Windjammers.
www.windjammerskiteteam.com
www.chicagofirekiteteam.com

The Michigan Sport Kite Classic has been cancelled for this year. The Kite and Flight Festival in Coldwater, MI on August 17-18 is a new event this year. They are planning a full weekend of competitions and other kite fun. Kites Over Burlington is moving to the Labor Day weekend.

Josh and Zach Gordon were invited to Japan for a festival in Uchinada the first week of May. They compete individually and as EOS in Experienced Pairs. Hard work has paid off for these two. It also helps that one of them is small enough to be considered "carry-on luggage" for international travel. They represent the Midwest and the AKA quite well. The Gordon brothers and Chicago Fire are fun to watch play together off the field. This is what kiting is all about.

Central Conference

We've had two competitions and several kite festivals so far this year. Team SPI is looking very good. Austin End of the Line kite team is also doing well. A small number of competitors are showing up at the fests, and a lot of casual fliers. Most casual fliers appear to be very unsure of competing, please be sure to encourage them!

South Padre's event was a fun time for all. The Blue Bonnet Festival was almost rained out, but the folks held in there and competed

in less than ideal conditions (rain and light wind). The DeSoto fun fly was just that, fun! Junction Kite Makers retreat will be held Memorial Day weekend and should be a great time for all.

I've seen a big increase in Quad fliers in this area, and am looking forward to the time when Quad pairs and Quad teams are recognized by the AKA.

Southeast Conference

There have been two events in the Southeast this spring, SSKC and MASKC were both held in April. Several Southeast members competed in Miami Beach and even more members were in attendance at MASKC. The last event of the kiting year in the Southeast Conference, ODSKC, will be held in Richmond, VA on June 22 and 23.

Team Legend competed at Berck sur Mer and place 4th in competition with the best in the world. Legend members are Rich Javens, Rich Hawthorne, and Lou Behrman. David Hansen

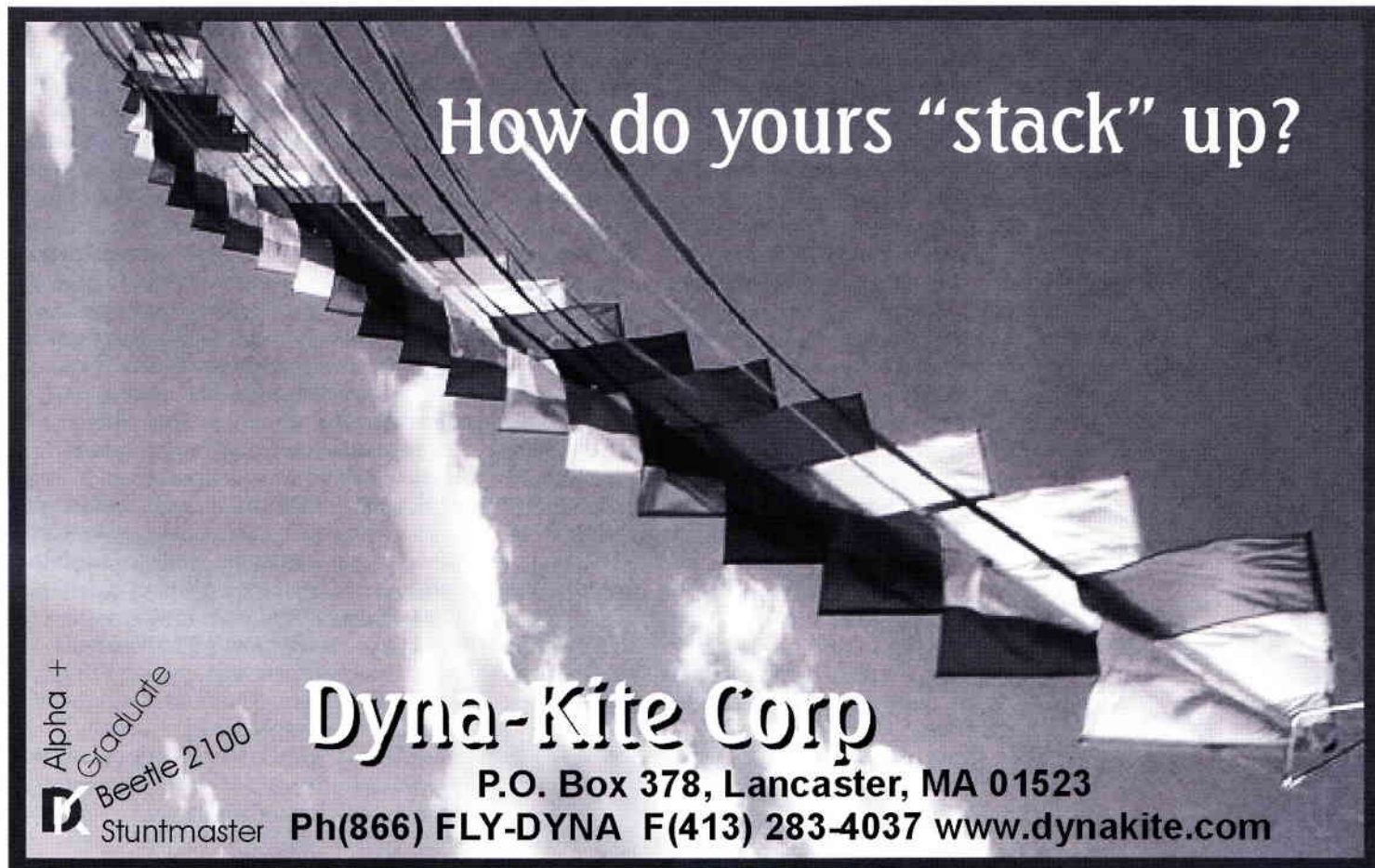
also went to Berck to meet with the International Sport Kite Rules committee and serve as scorekeeper with his wife, Ginny.

The Southeast Conference also welcomed a new member on March 23rd. Brielle Josee is the daughter of Lisa and Ron Willoughby, and sister of Ian Willoughby. We look forward to seeing her on the flying field soon.

Northeast Conference

Here in the Northeast the spring competition season is only a memory with the events of the summer nearly upon us. Events in April in warmer cities including Miami and Ocean City gave cold fliers a chance to warm up. Matt Epstein continues to do well in Novice Class along with Charles Stewart. Our Experienced Class women are showing their stuff — Monica Orso, Rosanna Rosanova, Patty Tinkham and Lisa Stambaugh filled out the four places behind Malika Jones in MASKC's EIB competition. In Masters, Ron Graziano is getting a run for his money from Shawn Tinkham. Masters Quad fliers Shawn and

continued on page 38



How do yours "stack" up?

Alpha +
Graduate
Beetle 2100
Stuntmaster


Dyna-Kite Corp
P.O. Box 378, Lancaster, MA 01523
Ph(866) FLY-DYNA F(413) 283-4037 www.dynakite.com

Bird Kites: *Ramblings of a Kitemaker*

by Peter Shergy

In the last issue of *Kiting* (Spring 2002) in "Letters to the Editor," Steve Riehle of Santa Monica, California put forth some questions concerning bird kites. The primary purpose of this article is to address those questions. In the Summer 2001 issue of *Kiting* I submitted general plans for a bird kite. In my opinion, those plans and the answer to his questions are related.

I consider myself a kitemaker-experimenter as opposed to a kite flyer. I rarely fly only for the simple pleasure of flying. While flying I'm analyzing — looking for ways to make things better. Kitemaking is a marriage between a mechanic and an artist. You can be one or the other. In the end you both have to come together. As an experimenter, part of my philosophy is to study the works of others (building a knowledge base). I've



been building kites (seriously) since 1990. My specialty is butterflies, but that's another story. For most of that time I wanted to build bird kites but didn't know how. I bought most of the bird kites commercially available including kites by Stan Swanson, Martin Lester, Joel Scholz, Jackite, Chinese, Balinese and a few kites of unknown origin. I wanted to build my own bird kites and was looking for the proper design. I did not find what I was looking for in any of the commercially available designs. What was I looking for? Actually I had an open mind in that area with the attitude "you'll know it when you find it."

Birds vary in the way they look and how they fly and no one bird design is suitable for all birds. If you want a goose, Martin Lester's Canadian goose is the way to go. Its excellent flight characteristics and general "look" in the sky make it the one to beat. (I re-sparred mine to make it lighter.) He uses special supple, opaque lightweight ripstop (balloon cloth) not available anywhere I know. I personally do not like using regular ripstop for inflatables. It wrinkles too easily and it's too transparent allowing the "sticks" to show through, affecting the aesthetics. I made a smaller (more normal goose size) version of his goose out of tyvek and painted it. To minimize wrinkles I keep it assembled. It turned out pretty well and is a hit at kite festivals. It was inexpensive to build and I let kids at the festivals fly it. If they ruin it I can patch it or build another.

If you want to build a White-tailed Kite (actual name of a white hawk found in my backyard and other places) I would consider

the Jackite design. Jackite has a unique wing flapping trait which would be ideal to mimic hovering which is the main characteristic that differentiates the White-tailed Kite from other species of hawks. The point is, each bird design may have special qualities which can be useful in the quest for the perfect species-dependant bird kite. The Jackite is a unique, interesting design and I recommend anyone interested in bird kites have at least one. On some of the birds the artwork is impeccable and you cannot build it better than "store bought." It is capable of flying very effectively in certain winds but at times is temperamental. The directions call for the wind to form the aerodynamic shape required for proper flight. I personally believe it's not quite that simple and would like to see more in the directions pertaining to flight adjustments. One of these days I'll take the time and figure it out myself.

The design I wrote for *Kiting* is best suited for non-flapping birds (raptors). Generally speaking, raptors (hawks, eagles, and buzzards) don't flap their wings; they soar and ride the wind currents. I don't claim credit for that design, I just added to other commercially available designs. From my perspective that addition to the existing designs was the equivalent of finding the "Holy grail" or the "missing link" of bird kites. Before the discovery I was stuck going nowhere. Now I feel I have a free reign in choosing silhouette shapes and I'm getting flight characteristics I previously thought of as "wishful thinking."

Hawks have specific silhouette shapes. Generally speaking you observe these silhouettes from a distance as they won't allow you to get close. At a distance a 3-dimensional body is not a prominent feature, the silhouette is more important. The added weight of a 3-dimensional body is inconducive to high angle flight. I build the kites like gliders with a fixed, non-moveable aerodynamic shape. When tension is released the kites assume a position parallel to the ground (a key element). Proper weight distribution fore and aft needs to be considered. With a fixed aerodynamic shape and an attitude parallel to the ground (floating on a cushion of air) the bird is conducive to free flight.

By playing with adjustments that effect aerodynamic shape, not unlike the bending of flaps of a paper airplane, I'm able to achieve unique flight characteristics. By making the kite light weight in certain light wind conditions the kite will fly vertically or near

vertically. With the proper adjustments the kite will circle like a buzzard when tension is released. Actually, when a kite approaches a vertical position you have lost control and it's in free flight. If a thermal is present I have experienced a pulling of line and the bird circles gaining altitude. Most of the time it will corkscrew to a lower altitude floating downwind. With the kite's inclination to fly parallel to the ground, when tension is released, crashes are virtually non-existent except in strong winds which can override released tension and any free flight tendencies. In strong winds the kite is best kept pinned against the sky in one spot. To me, it's unnatural to observe the bird pinned against the sky in one spot, it's much more interesting to observe it moving around, presenting different silhouette angles to the flyer.

Birds can fly high and well in unstable winds, why can't bird kites? As a kitemaker I really don't concern myself with the mechanisms which allow real birds to fly, though maybe I should. Birds change their aerodynamic shape by fanning or unfanning and twisting their tail feathers right or left, extending or tucking in their wings, twisting their wrists

affecting the pitch of their wingtips to move in a certain way or adapt to fluctuations in the wind currents and speed.

Without radio controlled servos or multiple lines, the bird kite is relegated to having a fixed aerodynamic shape. As a kitemaker I'm looking for man-made stabilizing factors, particularly ones that do not compromise silhouette integrity. The ability of the wings trailing edge to vibrate (acting somewhat like a tail) in stronger winds adds stability. Using a thin diameter, flexible tail spar allows a large fanned tail to flex back and spill wind. A flapping motion can spill wind and add stability. On some designs the wings bend back and spill wind. I personally dislike keels and avoid them. I have doubts as to their effectiveness as stabilizing mechanisms. My favorite stabilizing mechanism is good old pilot control. Instead of striving for total automatic stability (stake 'em down and forget about 'em) I prefer flyer interaction where the pilot is working in harmony with the wind in controlling the kite, feeling useful and being a necessary element. You really can't capture the nuances of the wind by flying a kite that flies itself.

As previously mentioned, bird kite making can be divided into 2 parts, the mechanics and the artistic. Last year I attended a "Crane festival" (no kites) in my hometown. In one of the booths 2 men were carving wooden birds (the art form

has progressed far beyond decoys). To reinforce my own experiences, I asked them what part was more difficult — the carving or the painting. Without hesitation both jumped in and said the painting. One said within a couple of years you can become somewhat proficient at the carving but the painting was the most challenging.

Luckily for the kitemaker, the painting of kites does not require as much precision as the painting of wooden birds. With a kite you focus on the overall look at a distance — with wooden birds it's detail up close. If you elect to paint each individual feather, each feather group must have a certain look at a distance displaying the proper hues and contrasts with adjoining feather groups. Each bird is different. The whole process is intimidating and to say you will not be successful overnight is an understatement. Another of my kitemaking philosophies, don't give up too easily, be persistent, lay it aside, think about it, and try again another day.

Large intimidating projects are not so daunting if you develop the mindset to view them as a series of smaller tasks spread out over a longer period of time.


From the artistic viewpoint, ripstop is easier because you're limited. You're limited to color choices and limited to the amount of detail you can sew in. Your goal now becomes not perfection but doing the best with what you have to work with. Consider the use of Design Master paints, not to paint the whole bird, but to accent existing ripstop colors. Also you might try cutting out and sewing together the large individual feathers of the wing and tail accented with Design Master paints to achieve a more realistic look. The first ripstop bird I built was a crow. Artistically it

should have been simple, a black silhouette without detail. It looked terrible in flight. The ¾ oz. black ripstop I used was too transparent and the spars and reinforcements shone through. I noticed my older ripstop was much less transparent (darker against the light) than the newer ripstop.

Upon inspection with a stereo microscope, I discovered the older ripstop had a tighter weave.

The loose weave of the newer ripstop had large voids allowing much more light to shine through, allowing colors to become less vivid and "washed out" when backlit. Sometimes changes are for the better, sometimes they're not. On a seagull (white ripstop) I spray painted the carbon spars white attempting to tone down the spars appearance through the transparent ripstop. Without question it helped but fell short of being artistically satisfactory.

In closing, most kite builders and experimenters are into their own thing and there are few that focus on birds. With few people working on it, progress is slow. Some may not pass on what they have learned so their work has to be rediscovered by someone else. When it comes to bird kites there is a void. A void I believe is caused by lack of building knowledge, not by lack of wanting to build. The bird kite is in a process of evolution and the best is yet to come. Another of my philosophies, the measure of a great kite is the one you enjoy flying in your backyard, in solitude, absent of spectators. For me, the bird design I wrote for the magazine meets that criteria. I found what I was looking for and have enough to keep me busy for many years to come, which reminds me, I should be building a bird kite instead of writing this article!



2002 BOSTON

BASKC 2002
Boston Area Sport Kite Championships

*Come to Boston
and enjoy acres of fun!*

BOSTON AREA SPORT KITE CHAMPIONSHIPS

JUNE 7-9, 2002

Visit www.seasidekites.com/baskc

or call (781) 925-3277

for details



THE 25TH ANNUAL AKA NATIONAL CONVENTION

OCEAN CITY, MARYLAND SEPTEMBER 30-OCTOBER 5, 2002



25th Annual Auction

How would you like to help the AKA have the greatest auctions ever on our Silver Anniversary? Cel, Mike Jr. and I were asked by David to run the auction and we need your help. What we need are items to Auction. This year plans are to have loud and silent auctions, bag raffles and if need be a cash and carry booth.

We would appreciate any size or type of kite related items, unique one of a kind pieces are really great. Size can be from postage stamps to the sky.

Remember, this is the AKA's largest single fundraiser the entire year. Also, all items are tax deductible. We're accepting donations now and will be until the day of the Auction. But our job would be easier if we got your donations ASAP so they can be catalogued and made ready. If you have any question, please feel free to contact us at:

mdallmer@arserrc.gov
(215) 722-4092

Send donations to:

AKA Auction
c/o Mike Dallmer
7204 Oakley St.
Philadelphia, PA 19111

Workshop Preview

Here's a quick preview of the workshops that will be held at the AKA Convention in Ocean City this October. We will have a stellar lineup of workshops and presenters and we'll hold events both in the classroom and on the beach.

The workshops will run each morning for five days, from Tuesday through Saturday with multiple workshops each day. The workshops cover the gamut — from fighter kites to giant kites with everything in between, including a surprise or two.

There will also be some special presenters who will help to make this the best workshop program ever. If you'd like to volunteer to lead a workshop or if there is a workshop that you've always dreamed of attending, send email to the workshop coordinator Glenn Davison at davisong@aol.com.

Kiteboarding at Ocean City

For the first time, kiteboarding will play a part in this year's convention. Demonstrations will include setup and safety techniques, general instruction, and some big-air trick shows! There may also be a competition event, at press time details were still being nailed down.

Return of the "Past Masters Challenge"

Those who attended the '99 convention in Muncie will surely remember one of the many highlights of the week, the Past Masters Challenge. This showcase event brought together previous AKA Nationals champions who reprised their winning routines. The highlights were numerous — Lee Sedgwick's "Lady in Red," Dean Jordan's field crew of eight, Ron Reich's "Arabesque," the many graceful ballets flown with Hawaiian Team kites, the judges holding up score cards — a truly memorable afternoon.

The PMC is being revived for the 25th AKA Convention and will run on Saturday afternoon. If you are a past champion, contact Troy Gunn at tkgunn@webtv.com for details. Everyone else, be prepared for a terrific show!

Mass Ascensions!

Once again we will be rewarding those of you who participate in the Mass Ascensions at the convention with pins. As in the past few years these pins will fit together to make a larger picture. In order to earn all of the pins, you will need to fly a sport kite, a soft kite, a cellular kite, a rokkaku or fighter and a delta kite over the course of the convention. Be sure to fly at each Mass Ascension, as your big pin will look funny with a piece missing!

Convention Manager Report

We've come full circle!! The 25th Annual National Convention will be held in the same location as the 1st National Convention — Ocean City, Maryland! The sport of kiting has evolved a great deal over the past 25 years, but the desire to get together, share common interests, compete for prestigious titles or to just have fun with each other is as strong as ever.

The convention programs, meetings, workshops, banquets and all other formal convention programs will be held at the Roland E. Powell Convention Center. Flying Competitions will be held on the beautiful beaches of Ocean City, between the intersection of 5th & Boardwalk and south to Inlet.

Dates: September 30–October 5, 2002
Visit www.AKA.Kite.org for a preliminary convention schedule.

Convention Location:

Roland E. Powell Convention Center
4001 Coastal Highway
Ocean City, Maryland 21842

Convention Hotels have been selected; please see accompanying registration form or visit www.AKA.Kite.org.

Airports serving the area are Baltimore (BWI), and Philadelphia (PHL), both located approximately 150 miles from Ocean City. Please see accompanying registration form or visit the AKA website for a complete list of airlines servicing BWI and PHL. Salisbury airport, located 30 miles from Ocean City, is serviced by US Airways. There is no shuttle service between Salisbury and Ocean City — a taxicab or rental car is a must unless the hotel you are staying at provides transportation.

When searching for airfares, remember to check the travel Web sites at:

www.travelocity.com

www.cheaptickets.com

www.priceline.com and others.

Often you can find "Internet only" airfares that are much less than airfares through the airline or a travel agent. You can also set these sites to contact you when the airfare reaches the amount you have decided to pay! If you have any questions on how to use these sites, don't hesitate to contact me.

Once you are in Ocean City, the Transit system is first rate and public transportation moves every 15 minutes.

Ocean City is a beautiful location for the "Silver Anniversary" of the Grand Nationals. There are three miles of beautiful boardwalk, 10 miles of clean, sandy beaches and beautiful views of both ocean and bay waters. Ocean City also sports fishing of all kinds, golfing on more than fifteen 18-hole courses, shopping, dining, tours and more. Events in town during our convention are Oktoberfest and the Mid Atlantic Surf Fishing contest. Ocean City is a MUST DO event for AKA members, come celebrate our anniversary with us. "Sea For Yourself!"

As you might expect, the 25th Annual Grand Nationals are going to be special in many ways. Program highlights include a Monday night reception hosted by the local kite clubs; Maryland Kite Society, Richmond Air Force, Wings Over Washington (DC), and Winds and Rainbows. On Tuesday night, Go fly a Kite is hosting an evening mixer at the convention hotel (Shenanigan's) providing entertainment, food, beverage and over \$2,500 in prizes. Ocean City will be one of the best-attended events to date and you won't want to miss out on the fun! Complete your registration form today!

If you are planning on donating an item to the auction, contact Mike Dallmer at (215) 722-4092. If you want to participate in the popular "Fly Market," contact Ron Lindner at (636) 677-3029. Scott Skinner will again be in charge of the Kite Art Gallery and the Members' Choice Awards and he may be reached at (719) 481-4260.

Please contact me at (541) 994-4252, or the convention chair Susan Skinner at (408) 554-8399 if you require more information. Check www.AKA.Kite.org for updates.

Ocean City Web sites:

www.ococean.com

Ocean City Convention and Visitors Bureau

www.ocean-city.com

Ocean City, Maryland

www.oceancity.org

Ocean City Chamber of Commerce

www.ocvisitor.com


Ocean City Hotel-Motel and Restaurant Association

See you there!

Maggie Vohs, Convention Chair

THE Online Source
For All Your
Kiting Needs!

SELECTION



SERVICE

SAVINGS

Gone with the Wind
KITES
GWTW-KITES.com
530.894.2064

THE 25TH ANNUAL AKA NATIONAL CONVENTION

OCEAN CITY, MARYLAND SEPTEMBER 30-OCTOBER 5, 2002

The Robert M. Ingraham Award

Robert Ingraham founded the AKA in 1964. Until his passing in 1994, he was an avid kiteflier, kitemaker, and above all a promoter of the fellowship of kiteflying. This award was originally given by Bob to outstanding fliers from the Southwest, and is a traveling trophy representing a fine example of Southwest Indian pottery.

After Bob's death, the AKA decided to continue the tradition of presenting the award, but changed it to commemorate and honor the founder of the AKA by presenting the award to:

"Kitefliers, who, during their lifetime have exemplified outstanding volunteerism and service to the AKA, and who, in the true spirit of Robert Ingraham have given unselfishly of

their time to help the AKA and promote kiting in general."

The selection committee is made up of the three most recent past recipients of the award, the three most recent past presidents of the AKA, and Hazel Ingraham. The most recent recipient is the chair of the committee and the presenter of the award at the annual convention.

Nominations may be made by any AKA member. Nominations must be in writing, and should include a brief summary outlining the nominee's qualifications for the award. Send nominations to Robert Price, 3839 Dustin Rd., Burtonsville, MD 20866 Home Phone: (301) 421-9620

The deadline for nominations is August 31, 2002.

The Edeiken Award

The Steve Edeiken Memorial Award is the highest recognition given to a member by the AKA. Nominations are now being accepted for the 2002 award. Steve was one of the best loved, most respected and active members of the AKA. He was killed in a tragic accident on Sept. 24, 1983. The AKA established the award in his honor by resolution on Oct. 4, 1984.

Criteria: The Kiteflier of the Year will be a person who has shown friendly, loving, fair, even-handed concern for people in general, but kitefliers in particular; kiteflying in general, but for craftsmanship and technical developments in particular; communication in general, but for leading and participating in kite events in particular. It is the opinion of the AKA that these criteria best exemplify the character of Steve Edeiken.

Nomination Process: All nominations must be in writing. Any member of the AKA may nominate one person for the award, the nomination must be seconded by at least two other AKA members. Nomination letters should be three pages or less, with one additional page of photos, bibliography, media coverage, or other supporting materials. Candidates should be informed that they are being nominated and may be asked to help assemble or verify the information to be submitted.

Nominations should include the following information: personal data, leadership examples, interpersonal qualities, communications (such as articles, plans, etc), educational activities, and examples of craftsmanship. Nominations must be received by Aug. 31, 2002. Send nominations to Adam Grow, 2015 Hermitage Ave., Silver Spring MD 20902, or email Adam at zephyrus@onebox.com.

Selection: The selection committee includes Cindy Edeiken, the current presidents of the AKA and KTAI, and the two most recent past presidents of the two organizations. The immediate past president of the AKA chairs the committee. The award is announced at the AKA Convention to be the person selected as the "Kiteflier of the Year." The recipient will be presented with a traveling trophy and an individualized plaque. The trophy remains in his or her position until the following year's convention.

Comprehensive Kitemaking Competition

This year's competition will run just about the same as last year. We will again hold a competition pre-meeting to review the rulebook and to go over the procedures prior to the competition. If you are planning to enter a kite, I urge you to attend this meeting. Members from the Kitemaking Competition Committee, as well as Judges who will be scoring your entries, will be available. Bring your ideas, bring your concerns, and bring your questions. We will do our best to answer them. In addition, we will hold a POST competition meeting to review the event and to get your feedback. Please refer to your convention program for all seminar schedules.

One of the biggest changes for 2001 was the creation of a new category titled "Line Art." This was not a heavily competed category last year, but we feel it still has a lot of potential, so we will run it again this year. At every festival, I see large quantities of unique and really cool line items and themes being made by kite builders. The committee created "Line Art" to reward the skills that go into the creation of these objects. So if you have line laundry, line junk, or anything else that hangs on your line, bring it to the competition. The only requirement is that it has to be hand made. As in every other category, the entries will be judged for Flight, Visual Appeal, Craftsmanship, and Structural Design.

The rest of the competition will run as described in the AKA's Rules and Guidelines for Kitemakers' Competitions, Third Edition. Rulebooks are available for free at the AKA web site, or you can purchase a hardcopy at the AKA Retail Store. The competition will run Wednesday and Thursday, October 2-3. A schedule for category times will be available on the AKA web site and in your Convention Program. We will award first, second, and third place trophies in the following categories:

- BOWED KITES
- FLAT KITES
- ROKKAKU
- CELLULAR or DIMENSIONAL
- DELTA and DELTA DERIVATIVES
- SOFT or FLEXIBLE
- FIGURE KITES
- ARCH TRAINS and RIBBONS
- MULTILINE SPORT KITES
- TRAINS and CENTIPEDES
- COOPERATIVE
- LINE ART
- UNIDENTIFIED FLYING OBJECTS (OPEN)

Kites entered into the Cooperative Category will compete with kites of the like category. A cooperatively built cellular kite will fly with the other cellular kites. After the competition, the scores for all the cooperative entries will be grouped together and

THE 25TH ANNUAL AKA NATIONAL CONVENTION

OCEAN CITY, MARYLAND SEPTEMBER 30-OCTOBER 5, 2002

Comprehensive Kitemaking, *continued*

ranked. The Unidentified Flying Objects (Open) category is for kites that do not easily fall into the other categories — this is the area for you kitebuilders to get wild and crazy. Go nuts, show us something that we've never seen before, but remember — it must fly! In addition, we will honor the following Special Awards:

- BEST USE OF TRADITIONAL MATERIALS
- MOST INNOVATIVE
- MIXED MEDIA
- SPECIAL RECOGNITION
- NOVICE
- FOUR SEPARATE AWARDS FOR THE
- HIGHEST SCORE IN EACH CRITERIA
- GRAND NATIONAL CHAMPION

Every kite will receive a total score that will come from an even 25% in four criteria: Visual Appeal, Flight, Craftsmanship, and Structural Design. Each category will begin promptly and will start with a mass ascension. No pre-registration is necessary, however, YOU MUST SIGN UP 45 MIN. BEFORE THE BEGINNING OF YOUR SCHEDULED CATEGORY.

If you are unable to attend the convention, you can still enter your kite as proxy. Find a friend who will be attending and let them enter for you. All we ask is a small \$25.00 entry fee and a letter prior to the convention addressed to the convention manager stating your arrangements.

If you are interested in learning more about the competition or would like to volunteer your services for judging, registration, or field help, do not hesitate to email (steve@kitebuilder.com) or phone (610-395-3560) me direct. I am looking forward to this year in Ocean City and anticipate it will be one of the biggest conventions in AKA history. Start building your kite now, and I'll see you in few months!

-Steve Ferrel, Head Judge

Annual Membership Meeting

The Annual Business meeting of the American Kitefliers Association will be held on Wednesday, October 2, 2002 at the Ocean City AKA National Convention. The agenda will include the annual report of the President, budget approval, bylaws, election results, and open questions from the floor.

Nominations are currently being solicited for AKA President and regional directors in Regions 3, 4, 5, 6, 7, and 8. All nominations should be presented by July 15 to Nominations Chair Robyne Gardner at (419) 734-5880 or robnair@thirdplanet.net

Sport Kite Competition

We are looking forward to a jam-packed week of sport kite fun and competition at Ocean City. Tuesday, October 1 will kickoff the week with Novice and Experienced class disciplines. Wednesday will be a "fun and games" day — megateam flying and possibly a Hot Tricks Shootout round-robin competition.

On Thursday, October 3, competition resumes with Experienced and Masters class disciplines, with the competition concluding on Friday.

Sport kite competition at the Convention is an invitational event. The top three competitors in each discipline in each of the six conferences are automatically invited to attend. Additionally, the fourth and fifth placed competitors are alternates, who will be invited to compete if one or more of the top three can not attend. The season ends on July 31, final season standings are posted to the AKA web site on August 1.

Invitations are mailed to invited competitors and alternates, but this is just a

formality! It will make things go much smoother if competitors go to the web site on August 1, and if they are one of the top three, call or email their commissioner to let them know whether or not they will attend the convention.

The commissioners have a huge task in assembling their competitor slate, any and all help will be greatly appreciated. This will also allow the commissioners to determine the status of alternates more quickly. We anticipate Ocean City being the largest competition field in years, so help out by letting your commissioner know your plans as early as possible.

As everyone knows, sport kite competitions are very volunteer-driven. There are literally hundreds of jobs to be filled at each convention. All competitors will be contacted before the convention for job sign-up. It is expected that all competitors will fill at least one job slot for each discipline that they contest.

Mystery Kite Mass Ascension

The Keystone Kiteers will be hosting the Mystery Kite Mass Ascension. One of the kite styles listed below will be the subject of a special mass ascension, separate from the regular daily mass ascensions. On the first day, a posting will be made at registration as to which kite will be the choice. Fly with the appropriate kite and receive a special pin recognizing your participation. **Serpent** kite: a flat kite with tail attached directly to the trailing edge. **Brown** kite: any kite as long as long as one of the colors used in the sail is brown. **Tumbling** kite: any kite that can be induced to tumble at the fliers command. **Rainbow** kite: any kite that contains the standard red, orange, yellow, green, blue, and violet.



Kite History

Kites on the Winds of War

by M. Robinson

With the nightly news saturated with reports of war and some exciting records recently uncovered pertaining to American Civil War kites, I thought it would be appropriate to explore the use of kites in military applications over the course of history.

For most of the examples below, we have indisputable proof that certain kites were indeed used for military purposes. Some of the historical military kites are currently in museums and private homes. Often, there were official war department photos, communiqués and even operating manuals.

On the other hand, there are also early stories that have been repeated in kite history books throughout the years, some with varying versions of how the events transpired. As I tried to trace the source of the information, I realized I was caught in a loop. Many of the books and authors referenced each other. This does not mean that the information is incorrect, but only that it has been flavored over the years with a certain amount of conjecture and embellishment. Some day, when the resource fairy delivers to me time and money, I hope to be able to offer more concrete evidence, taking these stories out of the realm of myth and placing them definitively in the kite history context they belong... just like the recent authentication of the use of kites in the American Civil War (see below).

This is far from an exhaustive compilation on the subject. Instead, it should be considered more of a sampling, a starting point.

China 202 BC ~ B. Laufer writes in his book, *The Pre-History of Aviation*, of a General from the Han Dynasty, who, when his troops became cornered, devises a method of attaching Aeolian strings to a kite, so when flown under the cover of darkness over the enemy camp, the sounds emitting from the kites were thought to be warnings from the gods, petrifying the opposing army and causing them to flee.

Korea 600 AD ~ The Samguk Sagi, written in 1145AD, recounts how General Gim Yu-Sin (596–637 AD) was asked by Queen Zindong (28th Ruler of the Silla Dynasty) to quell an uprising of rebels. While the General was pur-




suing his orders to squelch the rebellion, a shooting star fell. This was an exceptionally bad omen to both the rebels and Gim Yu-Sin's troops, causing heightened anxiety to all. Calm and peace were restored when the General got the notion to lift a "fireball" (lantern) up into the night sky using a large kite. Thus, he convinced everyone that the shooting star had returned to the heavens and disaster was averted.

China 1232 ~ According to *Science and Civilization in China*, J. Needham wrote that in 1232, the Chinese used kites for psychological warfare. Kites were used to drop leaflets into a compound that held prisoners. The leaflets incited a riot that led to the prisoners escape.

India 1659 ~ As depicted by Bill Thomas in *The Complete World Of Kites*, the kite played an important role in an early territory battle between the Hindus and Muslims. A young Shah named Shivaji used a kite to get a line across a chasm near Poona. Under cover of darkness, kite line was replaced by rope and Shivaji's men were able to scale the wall of the fortress and overtake the guards.

Russia 1855 ~ Admiral Sir Arthur Cochrane devised a method for kite use during the Russian War of 1855. Using 12-foot kites, Cochrane towed torpedoes to a target. Even though the trials were very successful, their practical use was not. Prevailing winds and moving targets proved to be formidable obstacles.

United States 1863 ~ It is with great enthusiasm that I am able to report that in January of 2002, definitive proof of regular kite use in the American Civil War was located. It had been rumored, there were stories, but there was never any concrete evidence before. This research has just begun; but there is much to do and there are more questions than answers. What we do know for sure is that there were kites made near Vicksburg in 1863, and in 1865 they were used for sending orders over enemy lines trying to entice deserters by offering money for horses and arms. Official communiqué' from the Civil War have been located in the War Records Office, some requesting kite making materials and one that requested, "...10,000 feet of strong kite string be sent at once...!"



25TH ANNUAL
NATIONAL
CONVENTION,
COMPETITION,
& FESTIVAL.

OCEAN CITY,
MARYLAND
SEPTEMBER 30-
OCTOBER 6, 2002



Logo design by Bruce Hartman
Bruce Hartman Design.com

REGISTRATION FORM

CONVENTION
HIGHLIGHTS!

Great Kite Auction

Scheduled for Friday night at the Convention Center, the Auction is one of the highlights of the Convention. As you may know, a significant part of the AKA's annual operating budget comes from the Auction. Donations are necessary to make this fund-raiser possible, and we would like to thank you in advance for your generous contributions. Contact Auction Chairperson, Mike Dallmer at 215-722-4092. Remember, your generous donation IS tax deductible.

25th Anniversary Evening Mixer

Sponsored by go fly a kite; enjoy an evening of complimentary entertainment, food and two free drink coupons. The Tuesday night gala will also feature raffles all evening and prizes worth over \$2,500!

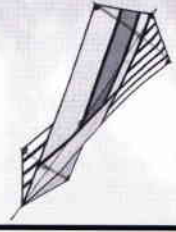



Early Bird Reception

Sponsored by Maryland Kite Society, Richmond Air Force, Wings Over Washington (DC), and Winds and Rainbows Kite Clubs; the "Get Re-Acquainted" reception will feature complimentary hors d'Oeuvres.

General Information:

Maggie Vohs, Convention Manager
PO Box 410
Otis, OR 97368 USA
P: (541)994-4252
F: (541)994-3459
E: cameo@wcn.net

Freedom of Flight At Premier
What's New For 2002!

Reza's Eagle of Paradox	
Peter Lynn's "Micro Size" Teddy Bear	
Jon Trennepohl's Stingray Series Sport Kites	
Triple Spinner Patriotic	



PREMIER KITES & DESIGNS
Kites, Windssocks, Windspinners, Feather Banners & More

For more information

Premier Kites & Designs

5200 Lawrence Place . Hyattsville, Maryland 20781
Toll Free: 1-888-416-0174 . Tel: 301-277-3888
Fax: 301-277-3323 . www.premierkites.com

Email us at Sales@Premierkites.com
or Call us at 1-888-416-0174 for Catalogs

War I. He used kites that were nine to twelve feet high in trains of three to six. Perkins work never passed the trial stage.

England 1940 ~ The British Admiralty introduced a barrage kite to protect Naval Destroyers. The Hargrave double box kites were adorned with suspended wires or dangling bombs as a deterrent to aerial enemy attack.

United States 1941 ~ The Barrage Balloon and Kite School was opened in New York City. Saul's barrage kites were flown on wire lines and capable of shearing wings, which was very

SCHEDULE OF EVENTS

This schedule is tentative. After arriving in Ocean City, please refer to your on-site program for official events and times.

MONDAY, SEPTEMBER 30

Registration, Auction Receiving, Early Bird Reception.

TUESDAY, OCTOBER 1

Registration, Auction Receiving, Workshop/Seminars, Mass Ascension, Sport Kite Competitions, Board of Directors Meeting, 25th Anniversary Evening Mixer.

WEDNESDAY, OCTOBER

Auction Receiving, Workshop/Seminars, Kite Making Competition, Mass Ascension, Sport Kite Competitions, Challenge Reception and Annual Business Meeting.

THURSDAY, OCTOBER 3

Registration, Auction Receiving, Workshop/Seminars, Fly Market, Kite Gallery, Kite Making Competition, Mass Ascension, Indoor Competition.

FRIDAY, OCTOBER 4

Registration, Workshop/Seminars, Fly Market, Kite Gallery, Mass Ascension, Sport Kite Competitions, Silent Auction, Loud Auction & Banquet.

SATURDAY, OCTOBER 5

Registration, Workshop/Seminars, Fly Market, Kite Gallery, Mass Ascension, Rokkaku Battles, Kite Surfing Demo, On-Field Kiting Extravaganza, Members' Choice, Awards & Banquet

YOU CAN HELP! For more information contact the following:

■ HOSPITALITY:

Susan Gombert
541-996-3083
susan@gombertkites.com

■ WORKSHOPS -

MINIATURE COMPETITION:

Glenn Davison
781-359-3421
Davisong@aol.com

■ AUCTION RECEIVING:

Mike Dallmer
215-722-4092
mdallmer@arserrc.gov

■ FLY MARKET:

Ron Lindner
636-376-6055
Charon@nightowl.net

■ KITE ART GALLERY -

MEMBERS CHOICE:

Scott Skinner
719-481-4260
Scott@drachen.org

■ SPORT KITES:

Darrin & Susan Skinner
408-554-8399
susan@skinner.com

■ INDOOR COMPETITION:

Steve Santos
401-658-0649
region1@aka.kite.org

■ ALL OTHER VOLUNTEERS:

Susan Skinner
408-554-8399
susan@skinner.com

HOW TO REGISTER

BASIC REGISTRATION

Includes two Banquet tickets, one patch, and admission to all convention events.

ONE DAY REGISTRATION

Includes admission to all events with the exception of Grand National Competitions and Banquets. Banquet tickets may be purchased separately.

CHILD DISCOUNT

Registrants under 15 years old who not participating in the Grand National Competitions are entitled to a 20% discount.

BANQUET TICKETS

Banquet tickets are included with your registration. However, if you have guests, you may purchase additional tickets for \$35 per night.

REFUNDS

AKA's refund policy states that any registration cancelled prior to September 25 will be refunded less a \$20 processing fee. After September 25 cancellations will be decided on a case-by-case basis.

Return Completed Registration

To:

Maggie Vohs, Convention Manager
PO Box 410
Otis, OR 97368 USA
P: (541)994-4252
F: (541)994-3459
E: cameo@wcn.net

Register by mail, email, or fax. Make checks payable to: AKA Convention. Be sure to include credit card number and expiration date on fax or email forms.

FLYING FIELD

Beach & Boardwalk at 5th Street - South to Inlet.

WORKSHOP COORDINATOR

Got an idea for a workshop? Contact Glenn at davisong@aol.com or (781) 359-3421. An exciting assortment of workshops is being put together.

THE FLY MARKET

The Fly Market is a significant part of the convention and one that most registrants look forward to. It's a great time to discover what's new in the kiting industry, add to your collection and meet new friends. If you are interested in being a part of it, contact the Fly Market Chair Ron Lindner at (636) 376-6055 or e-mail him at charon@nightowl.net. Reservations are handled on a first come, first served basis.

INDOOR EVENTS -BANQUETS

Roland E. Powell Convention Center at 40th & Coastal Highway (35 blocks North of the field events).

RECEPTIONS

25th ANNIVERSARY EVENING MIXER
Shenanigan's Bar & Restaurant.

EARLY BIRD RECEPTION

Location to be announced.

CONVENTION MERCHANDISE

In order to ensure your order, pre-order your convention merchandise and it will be waiting for you at registration.

REGISTRATION FORM

Registrant Name 1 _____
 Registrant Name 2 _____
 Street Address _____
 City _____ State _____ Postal Code _____
 Phone _____ Email _____

	QTY	COST	TOTAL
EARLY REGISTRATION: <i>Postmarked by August 14</i>	BASIC	\$165	
	1 DAY: M T W T F S <i>(Circle day of choice)</i>	\$47.50	
REGULAR REGISTRATION: <i>Postmarked by September 23</i>	BASIC	\$185	
	1 DAY: M T W T F S <i>(Circle day of choice)</i>	\$57.50	
LATE REGISTRATION: <i>Postmarked after September 23</i>	BASIC	\$205	
	1 DAY: M T W T F S <i>(Circle day of choice)</i>	\$67.50	
20% CHILD DISCOUNT <i>(see page three for qualifying details)</i>			
A LA CARTE BANQUET TICKET <i>Two included with Basic registration</i>		\$35	
Cloisonné Logo Pin		\$6	
Logo Patch <i>(One included with Basic Registration)</i>		\$5	
2002 AKA Convention Video		\$30	
Short Sleeve T-Shirt <i>(Logo on Front)</i>	<input type="checkbox"/> M <input type="checkbox"/> L <input type="checkbox"/> XL	\$17	
Short Sleeve T-Shirt <i>(Logo on Front)</i>	<input type="checkbox"/> 2X	\$19	
Long Sleeve T-Shirt <i>(Logo on Front)</i>	<input type="checkbox"/> M <input type="checkbox"/> L <input type="checkbox"/> XL	\$20	
Long Sleeve T-Shirt <i>(Logo on Front)</i>	<input type="checkbox"/> 2X	\$22	
Sweatshirt <i>(Logo on Front)</i>	<input type="checkbox"/> M <input type="checkbox"/> L <input type="checkbox"/> XL	\$25	
Sweatshirt <i>(Logo on Front)</i>	<input type="checkbox"/> 2X	\$27	
Polo Shirt Embroidered <i>(Logo/left chest)</i>	<input type="checkbox"/> M <input type="checkbox"/> L <input type="checkbox"/> XL	\$30	
Polo Shirt Embroidered <i>(Logo/left chest)</i>	<input type="checkbox"/> 2X	\$32	
REGISTRATION TOTAL			
MERCHANDISE TOTAL			
TOTAL ORDER			

METHOD OF PAYMENT:

- Check MasterCard
 Discover VISA American Express

Credit Card Number _____ Expiration Date _____
 Name on Card (print) _____
 Signature _____

HELPERS NEEDED

Please check the areas you're able to be of help:

- Convention Registration
 Wherever I am needed

AUCTION:

- Set Up Registration Cashier

SPORT KITE COMPETITION:

- Judge Field Director Pit Boss

KITE MAKERS' COMPETITION

- Judge Registration Field Staff

PLEASE CHECK THE FOLLOWING WHERE APPLICABLE:

- This is my First AKA Convention
 I would like vegetarian meals
 I plan to enter the Indoor Fly Competition
 I plan to enter the Kite Makers Competition
 I plan to arrive in Ocean City on _____
 I plan to attend the Early Bird Reception
 I plan to attend the Evening Mixer

DONATIONS TO THE GREAT KITE AUCTION

Please attach a separate sheet for additional donation items.

Donor's Name *(if different from registrant)* _____

Item Name: _____

Estimated value: _____

Description: _____

Waiver:

In consideration for the right to compete, as well as participate in the American Kitefliers Association 25th Annual National Convention, (hereinafter referred to as "Event"), I hereby hold the American Kitefliers Association, The City of Ocean City, Maryland, The Roland E. Powell Convention Center, Cameo Management Solutions, Inc., the sponsors, promoters and any and all other persons associated with this Event harmless and release them from any and all liability in connection with my participation. I further agree that the Event may use without payment, permission, or restriction, any photograph, film or tape in which I may appear for any purpose whatsoever. Please note: By signing on behalf of a participant less than 18 years old, the parent or guardian also expressly agrees to all of the above agreements. *I have read the release of liability and understand its meaning.*

Signature or Parent/Guardian Signature (registrant 1) _____ Date _____

Signature or Parent/Guardian Signature (registrant 2) _____ Date _____

OFFICIAL AIRLINE

AMERICAN AIRLINES

Call 1-800-433-1790 and use authorization number A1292AK.
 Receive 10% off of full fare prices with a 7-day advance, or 15% off of full fare prices with a 60-day advance.
 Travel dates are September 27, 2002 - October 9, 2002.

OFFICIAL CAR RENTAL

AVIS

Call 1-800-331-1600 and use authorization number JO94055.
 Daily rates vary from \$40.99-Daily/170.99-Weekly for a subcompact to \$63.99-Daily/\$174.99-Weekly for a sport utility vehicle. Discount rates apply from September 23, 2002 to October 13, 2002.

CONVENTION HOTEL

SHOREHAM HOTEL

4th & Boardwalk
 Ocean City, MD
 1-800-926-7972 & 1-410-289-7972
 www.ocshoreham.com

Amenities: Impeccably clean rooms, complimentary parking (1 space per room), and nonsmoking rooms available, Cable/HBO, Shenanigan's Restaurant & Bar. (The Shoreham is not *ADA compliant and does not have elevators or balconies)

Book six nights, get one free using reservation code: 102002. Reservations must include first night deposit. Convention Rates - September 30 - October 6, 2002

Standard - 1 dbl bed	\$35/night
Ocean Front - 1 dbl bed	\$45/night
Ocean Front - 1 queen bed	\$50/night
Ocean Front - 1 dbl & 1 twin	\$55/night
Standard - 2 dbl beds	\$55/night
Standard - 2 dbl beds & 1 twin	\$65/night
Standard - 2 dbl beds & 2 twin w/adjoining room	\$75/night
Ocean Front - 2 dbl beds	\$65/night

For those who want to share expenses, The Shoreham is the best bargain on the beach! Make your reservations early, as this hotel will fill quickly.

OVERFLOW HOTELS

TIDELANDS CARIBBEAN HOTEL

5th & Boardwalk
 1-410-289-9455
 www.tidelandscaribbean.com

Amenities: Efficiencies & Suites. Cable TV, balconies, elevators, ADA compliant, parking (1 space per room). Must book 5 room nights to receive AKA rates.

Ocean Front Efficiency	\$50 Sun-Thu	\$80 Fri-Sat
Ocean View Efficiency	\$45 Sun-Thu	\$70 Fri-Sat
Ocean Block Efficiency	\$37 Sun-Thu	\$50 Fri-Sat
Suites	\$50 Sun-Thu	\$80 Fri Sat

COMFORT INN

5th & Boardwalk
 1-800-282-5155 & 1-410-289-5155
 www.comfortinnboardwalk.com

Amenities: Kitchenettes, indoor pool, deluxe continental breakfast, elevators, cable TV, complimentary parking & balconies. Safe charge is \$1.58/day.

Side Rooms (Sunday-Thursday)	\$36.00/night
Side Rooms (Friday & Saturday)	\$75.60/night
Ocean Front Rooms (Sunday-Thursday)	\$66.00/night
Ocean Front Rooms (Friday & Saturday)	\$103.50/night

All Hotels - Plus applicable sales and room tax, currently 9%.

Make sure you understand your reservation and the price you are paying. Rates vary from hotel to hotel, room to room and even day to day. Reservations are a contract between the hotel and the individual; The AKA is in no way responsible for room charge disputes.

.....
 *ADA - Americans with Disabilities Act
 Mention American Kitefliers Association when booking all rooms.

Kites on the Wind!

by M. Robinson

With the nightly news saturated with reports of war and some exciting records recently uncovered pertaining to American Civil War kites, I thought it would be appropriate to explore the use of kites in military applications over the course of history.

For most of the examples below, we have indisputable proof that certain kites were indeed used for military purposes. Some of the historical military kites are currently in museums and private homes. Often, there were official war department photos, communiqués and even operating manuals.

On the other hand, there are also early stories that have been repeated in kite history books throughout the years, some with varying versions of how the events transpired. As I tried to trace the source of the information, I realized I was caught in a loop. Many of the books and authors referenced each other. This does not mean that the information is incorrect, but only that it has been flavored over the years with a certain amount of conjecture and embellishment. Some day, when the resource fairy delivers to me time and money, I hope to be able to offer more concrete evidence, taking these stories out of the realm of myth and placing them definitively in the kite history context they belong... just like the recent authentication of the use of kites in the American Civil War (see below).

This is far from an exhaustive compilation on the subject. Instead, it should be considered more of a sampling, a starting point.

China 202 BC ~ B. Laufer writes in his book, *The Pre-History of Aviation*, of a General from the Han Dynasty, who, when his troops became cornered, devises a method of attaching Aeolian strings to a kite, so when flown under the cover of darkness over the enemy camp, the sounds emitting from the kites were thought to be warnings from the gods, petrifying the opposing army and causing them to flee.

Korea 600 AD ~ The Samguk Sagi, written in 1145AD, recounts how General Gim Yu-Sin (596-637 AD) was asked by Queen Zindong (28th Ruler of the Silla Dynasty) to quell an uprising of rebels. While the General was pur-

much to do and there are more questions than answers. What we do know for sure is that there were kites made near Vicksburg in 1863, and in 1865 they were used for sending orders over enemy lines trying to entice deserters by offering money for horses and arms. Official communiqué' from the Civil War have been located in the War Records Office, some requesting kite making materials and one that requested, "... 10,000 feet of strong kite string be sent at once...!"

OTHER TRANSPORTATION

Don't forget to explore ALL of your options for transportation!

AIRLINE	TOLL FREE	SERVICE TO	WEBSITE
Air Canada	1-888-247-2262	BWI-PHL	www.aircanada.ca
Boston-Maine Airways	1-800-359-7262	BWI	
British Airways	1-800-247-9297	BWI-PHL	www.british-airways.com
Continental	1-800-525-0280	BWI-PHL	www.continental.com
Delta Air Line	1-800-221-1212	BWI-PHL	www.delta-air.com
Frontier Airlines	1-800-432-1359	BWI	www.flyfrontier.com
Northwest Airlines	1-800-225-2525	BWI-PHL	www.nwa.com
Pan Am	1-800-359-7262	BWI	www.panam.com
Southwest Airlines	1-800-435-9792	BWI	www.southwest.com
United Airlines	1-800-241-6522	BWI-PHL	www.united.com
US Airways	1-800-428-4322	BWI-PHL	www.usair.com


Booking flights is much less expensive if you do it at least two months in advance. Most of the travel web sites like www.travelocity.com have a "fare watcher". You can personalize the site to tell you when the fare to your destination gets to be the price you want to pay! Or, at www.priceline.com you simply put in the price you want to pay and the site will either accept or reject your bid.

RENTAL CARS:	TOLL FREE PHONE:	WEBSITE:
Alamo	1-800-462-5266	www.alamo.com
AVIS	1-800-367-2842	www.avis.com
Budget	1-800-922-2899	www.budget.com
Dollar	1-800-826-9911	www.dollar.com
Enterprise	1-800-RENT-A-CAR	www.enterprise.com
Hertz	1-800-645-3131	www.hertz.com
National	1-800-CAR-RENT	www.nationalcar.com

All major car rental companies are located at both BWI and PHL. Remember, you can also rent your car through any of the travel web sites like www.travelocity.com. Often you can find "Internet only" deals that are half the quote you may get by phone. If you aren't connected to the Internet, it may be worth your while to have a friend with a computer attempt to make both your air and car rental arrangements on-line.

FREQUENTLY USED TRAVEL SITES

www.travelocity.com
www.cheaptickets.com
www.priceline.com
www.expedia.com
www.travelzoo.com



England 1893 ~ Captain B.F.S. Baden-Powell designed a stack of six large hexagonal kites for the British that were used in the Boer War in South Africa to lift soldiers into the air to observe the enemy. Captain Baden-Powell also did a series of tests using kites to carry messages from one ship to another.

United States 1896 ~ US Army officer Lieutenant Hugh D. Wise successfully worked out a system to lift a man using Hargrave box kites. It was planned for use in the Spanish American War for enemy observation, but the location and deployment of troops was learned by another means. Unfortunately, the airplane soon made the system obsolete before another opportunity could present itself.

England 1901 ~ Samuel F. Cody patented his kite system of man-lifting and gave a demonstration to the War Office in December of 1901 for use in military applications. The Admiralty allowed trials on warships during 1904 and 1905. The War Office adopted the system in 1906 for Army observation. Cody was given Officer status with the post of Chief Kite Instructor at Farnborough with orders to design and manufacture kites and give instructions in their operation.

Russia 1903 ~ Lieutenant Schreiber of the Imperial Russian Navy was also experimenting with a man-lifting system using a Hargrave double box. His system was abandoned after several fatalities proved it unstable. Captain Ulyanin of the Russian Army developed a train of double Conyne kites that achieved the lift they were looking for.

France 1909 ~ Charles Dollfus held a competition to determine the most suitable man-lifting technique to be considered by the French Military Authorities. Captain Madiot won the contest with a winged box kite system. Captain Madiot died in an aeroplane accident a year later and the French Army adopted Captain Saconney's man lifting system. Saconney's kite-corps contained a motorcar, trailer, and a winch that was driven by the car's engine. The system was also installed aboard the ship, The Edgar Quintet, in 1911.


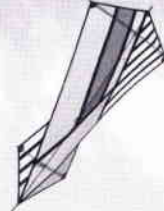





Germany 1914 ~ During World War I, Germany designed a folding box kite system, facilitating their use as man-lifting devices compact enough to store aboard their submarines. After launching the kite, a basket with its occupant was hauled up using a man-powered winch.

United States 1915 ~ Samuel Perkins researched man-carrying kites for observational uses by the U.S. Army during World War I. He used kites that were nine to twelve feet high in trains of three to six. Perkins work never passed the trial stage.

England 1940 ~ The British Admiralty introduced a barrage kite to protect Naval Destroyers. The Hargrave double box kites were adorned with suspended wires or dangling bombs as a deterrent to aerial enemy attack.

United States 1941 ~ The Barrage Balloon and Kite School was opened in New York City. Saul's barrage kites were flown on wire lines and capable of shearing wings, which was very

Enjoying Freedom of Flight At Premier Check Out What's New For 2002!

	Reza's Eagle of Paradox
Ron Gibian's Astral Glide	
	Peter Lynn's "Micro Size" Teddy Bear
Jon Trennepohl's Profile Series Sport Kites	
	Jon Trennepohl's Stingray Series Sport Kites
56" Rokkaku Tsuke	
	Triple Spinner Patriotic

For more information

Premier Kites & Designs

5200 Lawrence Place . Hyattsville, Maryland 20781
Toll Free: 1-888-416-0174 . Tel: 301-277-3888
Fax: 301-277-3323 . www.premierkites.com

Email us at Sales@Premierkites.com
or Call us at 1-888-416-0174 for Catalogs



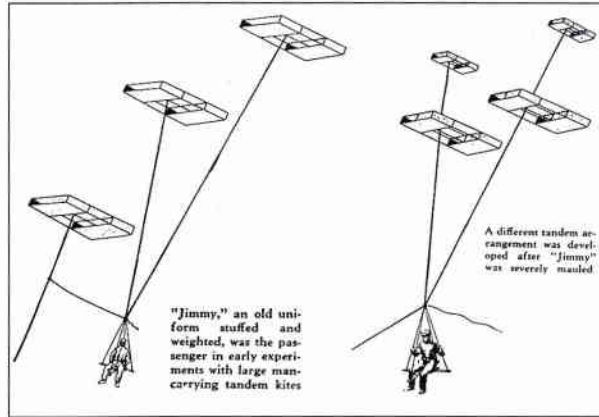
PREMIER KITES & DESIGNS
Kites, Windssocks, Windspinners, Feather Banners & More

Kite History

effective against enemy dive-bombers. Canisters of explosives were attached to the piano type wire used to fly the kites. At one time 3,300 of the Saul's Barrage kites flew from the sterns of Merchant ships carrying cargo from the United States and Canada to Europe.

Germany 1943 ~ The Focke-Achege-lis F.A. 330 was invented by aircraft expert Dr. Henrich Focke. It is a rotating wing or gyroplane kite that is highly maneuverable and obtains lift from submarine traction. The kite has a set of rotating blades supporting an observation chair. It could be assembled in seven minutes, taken apart in less time, and obtained a height of 50 feet.

United States 1943 ~ Commander Paul Garber of the U. S. Navy developed a target kite that could simulate maneuvers of an airplane to provide a moving target to enhance the training of aircraft gunners. Garber also used signal kites to pass important messages from ship to plane. A cable with the package of papers attached to it, was strung between two



kites, the airplane flying overhead would catch the cable with a long hook.

United States 1943 ~ American Servicemen had life rafts with special radios for use by shipwrecked crewman or downed aircraft. A box kite that served as a spotter and radio antenna was designed to work with a hand-cranked transmitter as a lifesaving rescue device during World War II. This device, called the Gibson Girl, was in use up to, and including, the Vietnam War. It was eventually made obsolete by the invention of cell phones.

This partial list of the use of kites in military applications is merely a starting point. My ultimate goal is to compile a thorough and accurate chronological kite history timeline for the AKA. It would certainly be valuable and useful to everyone, especially educators. I ask your help in this task. Please keep your eyes and notebooks open. Make sure you get those references, and I will let you know in the near future where you may send your contributions. Thank you!

References

Books:

- Kite Making and Flying*, by Harold Ridgeway
- KITES an Historical Survey*, by Clive Hart
- Flying Kites in Fun, Art, and War*, by James Vagenvoord
- The Penguin Book of Kites*, by David Pelham
- The Complete Book of Kites and Kite Flying*, by Will Yolen
- The Complete World of Kites*, by Bill Thomas
- Kites*, by Wayne Hosking


Magazines:

- The Century Illustrated Monthly Magazine*, Vol. 54, No. 1, May 1897, pg 84; Wise, H. D., "Experiments With Kites"
- Scientific American*, Vol. 147, September 1932, pp 212-213; Wise, H. D., "Flying In The Beginning"

Web Sites:

- www.drachen.org
- www.kitehistory.com

© 2002 M. Robinson



Fly First Class

KiteCo
A division of North Cloth/North Sails

KiteCo means affordable quality. Every batch of our premium high-performance Nylon kite fabric is thoroughly tested to ensure low stretch, superior tearing and breaking strength, uniform finish and consistent color. Call KiteCo today at **203-877-7638** for a free color sample card and pricing info.

189 Pepe's Farm Rd., Milford, CT 06460
e-mail: brenda@ncloth.northsails.com fax: 203-878-9045

Advertiser Index

Active People . . IRC	Into the Wind . . . 10
AKA Store 46	Jackite 47
Avia Sport RC	KiteCo 28
BASKC 21	Kitelife 47
Blue Moon Kites . 45	Kite Studio 17
Blue Moon Kites . 50	Kiteworld 32
Catch the Wind . . . 3	Laser Pro IFC
Dynakite 19	Premier Kites . . . 27
Go Fly a Kite 14	Revolution Kites . 30
Gomberg Kites . . . 52	Skyburner Kites . . 9
GWTW Online . . . 23	WSIKF IFC
Hang 'em High . . 10	


Warm Winds and Great People

Spring Break Buggy Blast 2002

by Bob Hogan

Every year in the early spring, a pilgrimage or migration is made to a forsaken bit of public land in southern California. Known as the Ivanpah Dry Lake, this desolate place is the home to cows, burros, lizards and other creatures of the wild. Perhaps the most interesting of these creatures is the one that migrates to Ivanpah at this time of year known as the pilotus traction kiteus or the common Traction Kite Pilot. These pilots find their way to Ivanpah from all over North America (and some from Europe, as well, this year). They come by car, truck, jet and even private plane. Many can't explain in words why they are there, they just knew they had to

make the trek, breathe the dry desert air, put their kites into the steady wind, mount their buggy or board and feel the smooth lakebed as they fly across it at a delirious velocity. It only takes one thrilling run down the lakebed to addict a person for life. Once you have experienced this, life off the lakebed seems different. Your whole internal body clock gets reset. Your year begins and ends in



the desert. The other 51 weeks are the time you spending waiting and preparing to be there again.

2002 saw the eighth year in a row that New Jersey's Fran Gramkowski has rallied the troops and has organized this pilgrimage known as Spring Break Buggy Blast. Every year the event gets bigger with more activities for the attendees. This year there were 111 registered attendees plus numerous other visitors.

While the event didn't officially start until Tuesday, April 2nd, two dozen early attendees began their stay in the desert by traveling to the El Mirage Dry Lake in Adelanto, CA, some 150 miles west of Ivanpah for a week-end of buggying, boomeranging and socializing. Local host Dean Jordan organized an interesting evening of Thai food on Saturday for a dozen of the traction pilots.

The caravan moved eastward on Monday, stopping at the Silver Dry Lake in Baker, CA. After a day of marginal wind conditions, several traction kite pilots who were still on the lakebed at the end of the day were asked to leave by a Bureau of Land Management official claiming that the lakebed was closed to recreational activities and that traction activities could be considered detrimental to the ecology of the lakebed. While the traction pilots admitted they didn't know the lakebed was closed (it turned out all of the signs had either been destroyed by gunfire or were vandalized in other ways), they held an informative discussion with the BLM official, educating him on the no-impact sport of traction kiting while at the same time explaining that kitefliers can be considered stewards of the turf on which they fly. A peaceful resolution was reached and all parties came away from the day a little more knowledgeable.

The SBBB event began in earnest on Tuesday with the group taking control of a large windproof tent containing tables, chairs and lighting as well as a small armada of port-o-johns out on the playa of Ivanpah from the North American Land Sailing Association who had just completed their World Cup event. Most of the day was spent registering attendees and getting accustomed to high speed traction kiting.

A new event was added to the event schedule this year. Organized by Troy Gunn and administered by Keith Anderson, the "Team Enduro" race turned out to be the highlight of the week for many people. Nine teams of

three to six had to complete 20 laps around a 2.5 mile circuit. Similar to a running relay race, a changing/pit area was set up where the exchange between teammates would be made. In the end, darkness stopped the race after the first place team had completed eighteen laps. The team "Sunset Beach Buggy Riders," comprised of Luk Stanek, Eli Anderson, Kurt Anderson and Jon Ellis, brought home top honors. Skyline Wings and Red Bull sponsored the event, awards and the cookout that followed.

Thursday was another warm day on the lakebed. Morning low wind activities gave way to some heated circuit racing the afternoon. A series of five races were held around an approximate one mile course. When all was said and done, Eli Anderson edged out Luk Stanek for the top spot with Frank Keller coming in third. The daily cookout put a fitting cap on the days activities.

Friday brought in more attendees for the weekend. With unpredictable

winds, the individual Enduro was postponed. Traction pilots spent the day cruising the lakebed in search of high speed runs or attempting the Geocache Challenge, where they were required to navigate by GPS around the lakebed in search of hidden treasures.

Saturday dawned windless, perfect for the Boomerang Challenge. Sponsored by Colorado Boomerangs, Arizona boomerang pros Mark Weary and Don Monroe flew in for the weekend in Mark's Cessna to join the fun for the second consecutive year. They provided demonstration and instruction to nearly two dozen new boomerangers. All came away with a new boomerang compliments of Colorado Boomerangs.

The highlight on Saturday for many was the Freestyle competition between Eli Anderson and David Sabilino. After some amazing tricks and feats of skill, judges Eddy Petranek and Fritz Gramkowski deemed the competition a tie. Everyone was a winner! The official cookout sponsored by Fran

Gramkowski followed. Ozone Kites donated a kite that was raffled. The Leatherman Challenge was exciting with eight participants showing their skill with their Leatherman multi-tool. In the end, Joe Irby edged out brother Steve Irby for first place while last years winner, Bernd Wyss, finished third. The evening ended with night boomeranging on the playa.

Sunday was a travel day for many attendees. Buggies were disassembled, kites dusted off and put away. Handshakes and hugs all around as one by one attendees left the playa. As each person physically left the lakebed, many left part of themselves out there, waiting in anticipation of their return in just 51 short weeks.


SBBB 2002 is now history. Another year of great fun and adventure in the desert. Perhaps next year you'll hear the lakebed calling and, not knowing why, make the trek in search of an answer. AoxomoxoA.

The leader in kite technology **2002** **Revolution Kites**

The Best of
Both Worlds



If you want to live a whole new kite flying experience, you have got to get a hold of the new Rev **BLAST**. The power and speed developed by our 9.5 foot leading edge supported with four extra length verticals will absolutely amaze you! The graphite wrapped stainless steel handles complete your experience. Combining the control and stability of a 1.5 SLE with the power and performance of the Speed Series results in The Blast. The performance of this kite is sensational.



Color selections:

Gold/Red/Black

Aqua/White/Purple

Blue/White/Aqua

Revolution Kites 12170 Dearborn Place Poway, CA 92064
Ph.: 858.679.5785 Fax: 858.679.5788 <http://www.revkites.com>

Kiteboarding

How to Start ... How to Keep Flying!

by Rick Iossi, AKA Kiteboarding Committee

Kiteboarding is an exciting new sport flying across the world this year and taking it by storm. You can flash over the water at speed and suddenly hurl skyward for an effortless floating jump. Once the sport gets a firm

hold on you, you look forward to your next kiteboarding session with a strong "need for speed" ... and air! If this sport is approached with reasonable training, judgment and suitable gear it can be safer than many other "extreme sports" such as hang gliding, deep diving, or off-trail skiing. In reality each year many million hours are spent by kiteboarders on the water worldwide

without any serious accidents or incidents experienced by the vast majority of riders. If the sport of kiteboarding isn't approached with appropriate knowledge and caution, it has the potential to be quite dangerous. Two types of kiteboarders or "riders" appear to be at the greatest risk of unfortunate incidents; new, inadequately trained kiteboarders and experienced, capable kiteboarders who don't routinely use adequate caution and good judgment.

So, you have seen the sport and want to get into it, what do you do? First locate a good kiteboarding school or instructor and arrange for lessons. Your first experience with a kiteboarding traction kite should be during professional instruction. Good training should safely speed your entry into kiteboarding, spare your expensive kite gear from avoidable damage and help to preserve your access to kiteboarding areas. Please contact your local kiteboarding association or shops or check kiteboarding publications for leads on instructors and related information.

Prior to your kiteboarding instruction it would also be a good idea to get a small trainer kite, an introduction to kiteboarding video and to invest some time in understanding each thor-

oughly. Several good videos have been released in the past few years and are available at your local kiteboarding store or can be found online through Internet retailers by using the search phrase "kitesurfing instructional video". Watching an intro video six or eight times and trying to learn the basic skills and precautions will help to safely accelerate your entry into the sport. Spending several hours with the smaller, trainer kite will help you develop essential kite control skills that will help you with larger traction kiteboarding kites both during and after kiteboarding instruction. Larger kiteboarding traction kites should be used over water and NEVER over land for extended periods of time for learning kite control. Put that power where it can create the most fun, not hazards.

While you are learning this sport, "distance is your friend!" Please locate a beach or time when there are few other beach-goers, bathers or hard objects nearby for practicing body dragging in the water and water starting (i.e., getting up on your board). The idea is to safely gain skill and control without causing complaints or incidents that could lead to accidents or restrictions on the practice of your new sport. Everyone has occasional loss of kite control and distance provides an essential buffer for safety. Your local association and kiteboarding instructor should have good ideas on suitable beaches for practice. It is also good to join up with other kiteboarders through your kiteboarding association, shop or at the beach to exchange ideas with and to learn from. Please practice the safe kiteboarding guidelines listed

continued on next page



Kiteboarding, How to Start ... How to Keep Flying! continued from previous page

on page 33 of this magazine. Follow these guidelines and other appropriate practices to maximize enjoyment and minimize risk and complaints. Once you have successfully come to this point, you are well on your way to safely entering into this exciting new sport.

Now, on to the second type of kiteboarder most at risk of incidents, accidents and causing complaints, experienced riders who don't use adequate caution and good judgment. Human nature seems to promote overconfidence with familiarity with an activity. But this is an extreme sport and it is supposed to be dangerous, uh ... right?! Well to a point, yes, but avoidable accidents should be AVOIDED through proper knowledge and judgment! The price of incaution can be unacceptably high to the kiteboarder, potentially to bystanders and to free access by other riders. If riders follow the safe kiteboarding guidelines, use good judgment and other appropriate practices, the risks to the kiteboarder, bystanders and the sport should drop substantially. Overconfidence in your ability can be a dangerous thing. I recently saw one of the

very best competitive riders in the world totally lose kite control three times in less than an hour in moderate conditions. This rider is incredibly good and was not overconfident in my estimation, but WE ALL LOSE KITE CONTROL periodically, so plan for it.

Most complaints and incidents occur while the kiteboarder is near the beach. Once you launch your kite, proceed offshore beyond 200 ft. Once you are well offshore, THEN get big air, do tricks and have a blast! Avoid having bystanders within 200 ft. downwind of you while launching and kiteboarding at all times. These simple practices alone should minimize the vast majority of incidents and complaints. Also, learn about "lofting" or involuntary lifting and how to avoid it. An article titled "How to Avoid Lofting" will soon appear on the AKA web site that explores this phenomena and how to minimize the chance of experiencing it. One main way to avoid lofting is to NEVER place your kite at neutral or the zenith while onshore or near hard objects. Launch your kite pointed towards the water or even better, with help while standing in the water. After

launch, raise your kite only high enough to safely clear obstructions and proceed offshore without delay.

A key safety issue for experienced kiteboarders is picking safe launching areas and weather to ride in. Kiteboarding should never be done in stormy weather. The risk of lofting goes up very substantially in unstable weather and gusty onshore wind.

Another good idea is to join your local kiteboarding association. These associations have been formed to advocate safe kiteboarding practices and to avoid restrictions being imposed on the sport. The AKA is committed to promoting and supporting the formation of kiteboarding associations and clubs. New resources to aid in the formation of associations and clubs will soon appear on our web site.

Please do your research, get proper training, fly responsibly and smartly to help ensure that this sport stays free of restrictions, serious accidents and incidents. Safe Kiteboarding Guidelines have been included with this article and appear above. They should be thoroughly reviewed and followed to aid in safe kiteboarding.

THE BRAND NEW KITEBOARD > KITEBUGGY > POWERKITE MAGAZINE



KITEWORLD

INTERNATIONAL MAGAZINE

Kiteworld is the all-new extreme kiting magazine, delving deep inside the phenomenal sports of kiteboarding, kitebuggying and snowkiting and returning with the low down on the latest gear, hottest riders and newest places to ride. We offer a unique angle on kiting, with inspirational photography and features on those at the pioneering edges of the sport - be it snowkiting across Greenland, parakart racing at 50 mph or sailing across the Straits of Gibraltar. If you're into kiting, get into Kiteworld!

DON'T MISS OUT, SUBSCRIBE TODAY!

Subscribe securely online at www.kiteworldmag.com, or call +44 (0)1273 470474

scimediam

MasterCard VISA THUMBYE

SAFE KITEBOARDING GUIDELINES – APRIL 22, 2002

These guidelines have been prepared with the intent of improving kiteboarder and bystander safety. These procedures have been derived from other guidelines from around the world and from lessons learned from actual incidents. Kiteboarding can be dangerous to the rider and to bystanders, particularly if practiced without adequate training, knowledge and caution. Riders must accept that even if these guidelines are followed, accidents and/or injury may occur. Kiteboarders should follow these guidelines, area-specific guidelines, if applicable, and other prudent and safe practices in an attempt to maintain safety and continued access to beaches for kiteboarding. These guidelines are updated regularly so please check the AKA web site for the latest version.

GENERAL SAFETY GUIDELINES

1. Readily help other riders with launching and landing. Whether you're starting out or a pro, your help may avoid a serious incident or accident and possible restrictions. Riders are solely responsible for their safety and that of effected bystanders. If you're new to an area or visiting, seek out local kiteboarders, shops and/or associations for local guidelines and rules before riding.
2. All kiteboarders, particularly beginners, should seek adequate professional instruction. Beginners must avoid crowded areas as most bystanders aren't aware the potential hazards. Beginners should body drag out at least 200 ft. (60m) from shore prior to water starting.
3. Know your equipment's limitations as well as your own. If you aren't 100% healthy OR IN DOUBT, DON'T FLY! Always maintain an energy reserve while out kiteboarding. Hydrate regularly and wear exposure clothing as appropriate. Don't kiteboard alone or further from shore than you are readily able to swim in from.
4. Make sure you have proper safety equipment, i.e. a kite depowering leash, a good well fitting helmet, impact vest, gloves and hook knife. A kite depowering safety leash must be attached to your body.
5. Give way to the public on the beach and in the water at ALL TIMES. Be courteous and polite to bystanders. Complaints have led to restrictions on kiteboarding in some areas.
6. Is the weather acceptable, free of storm clouds and excessive gusty winds? If storm clouds are moving in, land and disable your kite well in advance of any change in wind or temperature. Are seas and wind conditions within your experience, ability and appropriate for your gear? Offshore and onshore winds should be avoided. REMEMBER: TWICE THE WIND – FOUR TIMES THE POWER!

PREFLIGHT CHECKLIST

1. Make sure your launch is open, FREE OF DOWNWIND BYSTANDERS, hard objects, nearby power lines, buildings and walls, within at least 100 ft. (30 m), and preferably 200 ft. (60 m). Avoid kiteboarding near airports and in low flight path areas.
2. Check your kite for tears or leaky bladders. If you have leaky bladders or tears in your kite, repair them before flying.
3. Check ALL webbing, pigtails, bridles, the chicken loop and leaders for knots, wear or abrasions. If the line sheathing shows any breaks, replace them. The pigtails should be replaced no less frequently than every six months on inflatable kites.
4. Make sure your flying lines are equal as they will stretch unevenly with use. If they have knots that can't be easily untied, replace your flight lines.
5. If solo launching, make sure your kite is properly anchored with sand and is draped downwind to avoid premature launch. Rig your kite for solo launch at the last minute and launch without delay as serious accidents have happened in only minutes during this stage. If you leave the kite unattended, disable by disconnecting all lines from one side and roll your lines when not in use.
6. Walk down your lines and examine them carefully. Just before launch pick your bar up and carefully look down the lines for twists and tangles that could cause the kite to be dangerously uncontrollable.



LAUNCHING, GETTING UNDERWAY

1. Avoid hooking or snap shackling in while onshore or near hard objects. Pull in your trim strap or rope entirely or to a point that will allow stable kite flight with existing wind conditions, to properly depower the kite before launching and so that you can readily hold the bar and release it if necessary.
2. Announce your intention to launch and then launch promptly. The kite should be launched towards, or preferably from the water. Assisted launches are always preferred.
3. To try to avoid lofting or involuntary lifting. DO NOT BRING YOUR KITE OVERHEAD or near neutral or the zenith, within 200 ft. (60 m) of ANY HARD OBJECT (on water or land).
4. Go offshore WITHOUT DELAY after launch. If there are substantial waves where you need to put on your board, consider body dragging outside the breaker zone first. Be aware of and properly react in advance of low flying aircraft coming into your area.
5. Yield the right of way to all others in the water. Riders must yield to others when jumping, maneuvering, or riding on port tack (left hand forward). Kiteboarders should not jump within a buffer zone of at least 200 ft. (60 m) of others and objects that are downwind. Incoming riders give way to those launching.

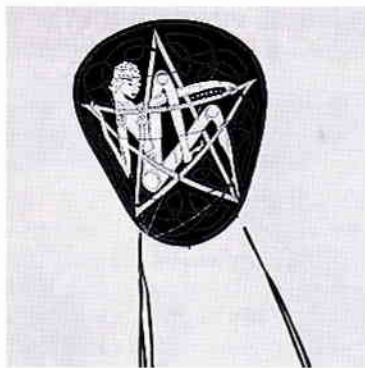
LANDING

1. Approach the shore slowly with caution. Take care to avoid causing an accidental jump in well powered conditions by slowing suddenly while approaching the shore. Keep your kite low to try avoid lofting.
2. Arrange for assisted landings at least 200 ft. (60 m) from bystanders, power lines and vertical surfaces. Do not use non-kiteboarders for assisted launches or landings. If in doubt, safely solo depower your kite in the shallows away from shore and bystanders.
3. Properly anchor your kite, disconnect and wind up your kite lines. The kite should be placed in a safe area well out of bystander and vehicular traffic.

Reverse Appliqué Hints, Tricks, and Tips

by Charmayne Umbowers

Bob and I spent a wonderful weekend at MAKR (Midwest Area Kitemaker's Retreat) last March. A comment was made to me during a class which prompted this article. A novice kite maker told me how much she appreciated a tip I had given her regarding the appliquéd stripe on her airplane kite. She said so often experienced kite builders forget to pass on tricks and hints to beginners because things become second nature to them. Reverse appliqué is a very common method used by kite makers to decorate their kites. Over the years, I have learned lots of tricks from the premier kite makers like Tanna Haynes, Jose Sainz, Randy Tom, Deb Cooley, Sam Huston. How's that for namedropping? I've also applied techniques from my sewing and machine embroidery background and learned from lots of mistakes. One important point to remember is that there are many techniques and many ways of accomplishing the same thing. My method is not the "correct" one! Anyone familiar with Kevin Shannon's work will know he uses a variation to great effect. I hope this article will be helpful to beginning appliqué artists and perhaps the seasoned cutters will find a trick they can apply, too.



The Original Celtic design, top, is much more intricate than the finished kite

The design

Find or draw the design you want, keeping in mind the kind of kite it will be on. You may find a very intricate design that you really want to use. It will be better to simplify it: you will be looking at a kite up in the sky many feet away and details get lost. If you are using a picture, turn it into a black and white line drawing.

The colors of the project are picked in conjunction with drawing the design. To help with color selection you can make several small drawings and try out different color combinations. You can color these small drawings with kid's markers. Better yet are the computer paint programs. With these programs color changes are easy and you can also put in blue and gray skies and make the image small to see how your kite will look while flying. Remember to use colors that are as close as possible to what is actually available in fabric.

The pattern

Decide on the size of the kite or the size area you will have for your appliqué work. Sometimes designs can be drawn full size, but if your kite is large, initially drawing a full size design on paper is difficult. If the design will be large, draw the design on a sheet of 8.5 x 11" paper. If it is a symmetrical design, I draw half of it, fold the paper in half, tape it to a window or light table and draw the other half. Open up the pattern, clean it up, and then go over the entire pattern with a fine-tipped permanent marker. This can also be done in the computer.

The next step is to use a copy machine or printer to make a transparency of your design. An overhead projector will enlarge this small design

to the size you need (your pattern). Libraries generally have overhead projectors available for use. You can transfer the design directly to the fabric (but read further on first!) or you may use paper to make the full size pattern. Use a large window or smooth wall. Sliding glass doors are good. We use a garage wall for really big designs. Trace all the lines. Don't stop until the work is done because should the projector get moved or bumped, repositioning can be hard.


Go over your full size pattern. Clean up either the full sized paper pattern or the design drawn directly onto the fabric. Smooth any wavy lines, darken any that are too light. Make corrections if necessary. If you made a full sized paper pattern, it gets transferred to your fabric (see below). We go back and forth on making full size paper patterns. Using paper is an extra step involving the cost of the paper plus your time. For us, it depends on how good the initial design is and whether we think we will make more than one kite. If you will make several kites, the paper pattern will keep each kite the same and save time. Sometimes the size of the finished design and the size of the wall determine the need for paper patterns.

Colors

Tape your chosen colors to a window on a bright day. Some colors fade or wash out when backlit or put next to similar but stronger colors. Never trust what it looks like laying flat on the table. If you plan on using black as a top layer and separating areas with black, tape it to the window as well. Read on for cautions regarding black.

Sometimes you can use two different colors to get a third color but not always. Red under orange can give a

more reddish orange but blue under red doesn't give purple. Tape the layers to a window during the day, preferably a sunny day. Turn around and walk away. Look at it from a distance. Make sure the color you will end up with is what you want. To achieve a more intense color use two layers of the same color. White under a color will not intensify the color: it will dull it. Beige under a color will mute a color. Jon Burkhardt is a master at color and color changes. I was once told his kites can look blah and sometimes downright unattractive on



Backlight fabric to approximate the way it will look in the sky

the ground due to his layering of colors, but when Jon puts his kites into the sky they are incredibly beautiful. Another appliqué master, Pete Rondeau, will dye ripstop to achieve the exact color he wants. Bottom line: take the time to choose your colors carefully. You'll spend many hours on an appliqué project and want it to look wonderful in the sky.

Leaving layers under black will sometimes give you a darker black. But it depends on the black fabric you are working with. Black varies from one manufacturer to another. Five pieces of black may all look the same laying on a table but can vary from gray to charcoal to maroon to black to REALLY black when back lit. I have had "black" that looks gray even when doubled. Red under a poor black will

have a maroon cast. Mango under a bad black will give you "yuck"!

Getting the design onto fabric

Use a soft lead pencil to draw your design onto the fabric. The pencil lines will need to be on the outside layer of fabric so you can:

- erase and change lines if necessary after the layers are assembled
- see your lines easily during stitching
- erase any lines not covered by your stitching.

Make sure you transfer the pattern backwards from what the finished design should be. For example, if you want a face looking to the left when you are flying the kite, trace the face looking right. Letters and numbers and symbols will read backwards in the air if you do not reverse the design.

Make sure you CAN erase the pencil; some pencil lead is very hard to erase. Draw lightly, just heavy enough to be seen while stitching.

The pencil lines should be on the lightest color whole piece of fabric. This is usually white for me. It can also be yellow, beige, cream, light blue. A light color works best so you can see the other layers of fabric as you assemble your layers. Some kite makers will always use white to draw on, even if all of the white will be cut away.

It may help you to label each part of the design with the color it will be. I do this on the white fabric and sometimes the paper pattern as well. Don't label areas which will end up as white.

The fabric

For reverse appliqué you basically make a sandwich of fabric layers, stitch the design, and finally cut away the unwanted layers. You will use two pieces of fabric the size of the entire design or perhaps of the kite skin: normally black and white. (The lightest color in the design can be substituted for white. I have seen navy and gray used as the top color. Black gives the highest contrast and is most commonly used. I will use "black" and "white" in the following instructions.)

You are working in reverse-the white fabric is the bottom layer and has the pattern drawn on it in reverse. The face of the kite, or the front side of the work is black. Colors get sandwiched

between. Stack the colors from light to dark, lightest next to the white.

Pieces slightly larger than the area it will cover are used. Sometimes pieces the same size as the black and white are used depending on the project. Appliqué can be wasteful of expensive fabric if you are not careful so using the smaller pieces and keeping scraps to reuse is a cost-saving measure. It also makes back cutting easier.

Start with the white taped to a sliding glass door, put on a light table or simply on a flat work surface. The pencil side is down. Lay each different color of fabric over its intended area. Areas must be completely covered and you should normally leave at least a ¼" border. I like a little more generous border as it aids me in cutting. Once in awhile I find I will not be able to trim a border due to my layers. For example, I may be leaving the white in back of an orange area and can't have a yellow piece extend into this area. The yellow border would be trapped within the orange area and would show in my finished design. Cut the yellow shape to fit its area, allowing for your stitching width. Spray the cutout shape with adhesive and position it. Once all your areas are covered with their colors, position the black layer. Secure it.

You must secure each layer or piece. You can use a light coating of spray adhesive, you can hot tack the layers together, or use transparent tape tabs or double-sided tape or adhesive "tape" for which you remove the backing and are left with just the adhesive. (Some kite makers use masking tape. I don't like it and don't recommend it at all. It is harder to remove than transparent tape and nearly impossible to remove if you stitch over it.)

Cautions and tips regarding the various methods:

- use spray adhesives sparingly
- use in a well ventilated area
- protect the area from over-spray.

Hot tacking should be done using the least number and smallest size holes as possible. You will want to position the holes right on the pencil line and then sew with the hope to conceal these holes. Transparent tape tabs are what I prefer and use almost exclusively. Cut the tape about 1" long and fold under a little tab on one end. This tab makes the tape easier to pull off. If you use tape, position it where

you will not be stitching over it. You can reuse the tape several times before the stickiness is gone. Lengthen the life of the tape by only handling the tab. I keep them on a small piece of glass and the edge of my sewing table. Make sure you position the double-sided tape where you will be able to remove it. Don't leave tape trapped between two layers. It will show in the sky.

Most often you will be cutting away all but one layer. But should you choose to leave more than one layer in a given area, make sure each layer covers the entire area. A spot of missing color will show up when held to the light.

If you use small spots of color instead of a piece over the entire work, make sure all pieces are all from the same piece of fabric. The different manufacturers' colors vary and so do dye lots. Also keep the grain consistent. Turning a piece 90 degrees can give you a different color. Ripstop has rectangles. Use this to keep the direction of the fabric consistent. Remember these facts to get shading differences.

Try to keep the grain of the fabric straight on all the layers. This is

important on large areas. If you must piece together fabric: plan where you sew the seam and try to have a seam fall where it will be mostly cut away, or where a spar will be. If it can be positioned under a spar, the seam will not show in the air. The seam should be narrow. Back tack it when doing the appliqué stitching to secure the ends of the seam once trimmed.

Sewing the layers

Use a zigzag stitch. I like a longer length than some kite makers. My length is 20 stitches per inch or 10 zigs on the left and 10 zags on the right. My width is 2 cm. This is just under 1/8th of an inch. It's a pre-set width on my machine. This is good because I can always return to the same width after straight stitching. Once you find settings you like, mark them directly on your machine with a scratch or permanent marker.

Always start and stop your stitching lines with a few straight stitches. Don't back tack using a zigzag. A few straight stitches back over the zigzag will lock the zigzag stitches (Fig. 3). Sew slowly. Appliqué is not a high-speed mending job. Curves need even slower speeds. If you sew too fast, you will not achieve an even stitching job.

Leave the needle down in the fabric when raising the presser foot to turn fabric. When stitching an area that will be black, stitch just inside the area. Have the needle hit the line when making the right-hand side of the zigzag if the black area is to your left. This keeps a black area from getting bigger.

Stitch slowly and smoothly around curves. Gradually turn the fabric as you sew. When the line you are following gets too far off center, stop the

machine with your needle down in the fabric on the outside of the curve. Turn the fabric slightly, realigning the line to the center. This may take several realignments. Don't make drastic adjustments because your line will look jerky. If the curve is sharp, you may need to realign the fabric every 2-3 stitches. You want the zigzags to all be even, not tapering (Figs. 4, 4a).

Try to stitch right over your pencil line. If you miss, erase it. If you start to stray off the line, it is better to gradually stitch back towards it. You should be sewing slowly enough to see you're off your line before you get too far off. Stopping and actually moving the fabric back on track will give you a jerky line. Gradually sewing back towards it will give you a smooth line. Erase the line and chances are no one will notice.

Plan your stitching path ahead of each line you sew. Try to have as few starts and stops as possible. Sometimes more than one area can be sewn consecutively due to connecting or crossing lines. A few perfectly placed stitches sometimes allow you to hop a short distance from one area to another. If you have a long line with other lines intersecting it, stitch the lines that come up to it and then do the main line itself in one smooth line. Don't turn off the main line to pick up a line that intersects it. This will help cover any jerkiness you may otherwise have.

If you hot tacked your layers together, you'll need to stitch over the holes. You don't want a hole out in an area. All holes should be under the stitching line. It's nice to actually drop your needle into the hot tack holes but this is a chore, which is why I use hot tacking as a last resort. To get a sharp point you may need to narrow your width or even straight stitch for 2-3 stitches.

Whenever you turn the fabric around to go in a new direction, leave the needle in the fabric. Then before you start sewing, turn the flywheel by hand to find out if the needle will be sewing in the right direction. Reposition the fabric, if necessary, by raising the needle and then moving the fabric as little as possible.

It is very important to keep the layers from shifting. They must remain flat and smooth. You may want to work with smaller projects until your skill level increases. If you do a large project, turn it into a small one. One method



Figure 3: Always start and stop your stitching lines with a few straight stitches. Don't back tack using a zigzag.

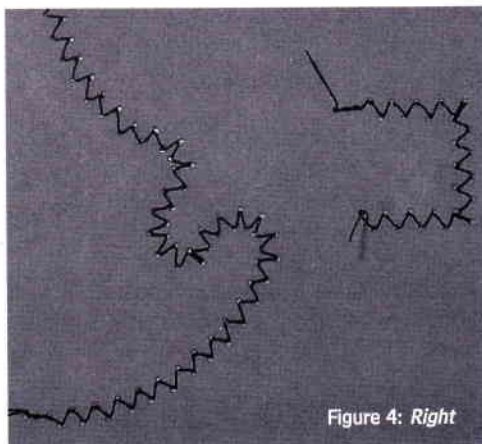


Figure 4: Right

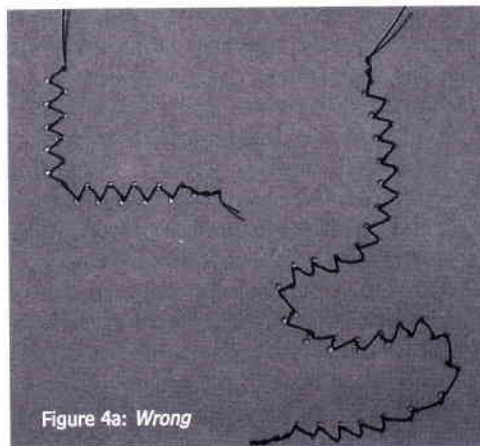



Figure 4a: Wrong



Fold your project to help keep it manageable

used by Pete Rondeau: he sometimes divides his projects into smaller chunks and then sews the pieces together using the appliqué techniques. I have never been able to do this with our designs so I fold my fabric inwards from all four sides until I have a manageable size piece of fabric. Fold with the white side up. Make a fold on one side, then another side, then another, round and round. This locks the previous fold into place and everything stays more manageable. Stitch within that area, remove the work from the machine, and refold. Repeat until your design is fully stitched. Clip threads right at the fabric. Don't leave even 1/8" hanging loose.

The scissors

Most kite makers use sharp-tipped embroidery scissors. Some use shears. Some use thread clippers. Some use seam rippers. Some round off the lower blade of sharp-tipped embroidery scissors. This is so the lower blade can't accidentally slice into a bottom fabric layer if too much pressure is used. Some kite makers file the angle of the scissors' blade and hold the scissors perpendicular to the fabric. Some hold the scissors in the palm of their hand. Some put the thumb and index finger into the holes. Whatever works for you! Try various scissors and methods.

Cutting away

If you have taped or hot tacked your layers, you can scrunch the layers away from each other in large areas, clip a tiny slot into the top layer, and then make the clip larger by slicing that one layer. I usually make a triangular cut and fold it back. Determine if the next layer will also be cut away. Repeat process. When you have all

the layers to be cut away, slice over to the edge of the stitching and proceed.

If you cannot scrunch the fabric, use a dental pick, an Ex-acto knife tip, or use the tip of your scissors to pierce into the top layer. John Freeman uses a sewing machine needle to penetrate the top layer. He then slides a seam ripper into this little hole (with the needle still in place) and then makes his slice. This is the most dangerous thing in appliqué. It is very easy to cut into a layer you want to leave (see below for the fix!). Start your cutting near the stitching line, perhaps an inch away. Pick a corner to start in or an inconspicuous place. If you need to start along a curve or edge, clip just a tiny bit in between a zigzag stitch. The end will then transition into the beginning smoothly.

Hold the layers you are cutting away taut with your other hand. You want to slice through the layers, not push them away with the scissors. Cut as smoothly as possible. Cutting is more important than stitching. I try to slice through the fabric (layers) rather than "chopping." Turn the fabric around as you cut to keep the line straight in front of you. You can smooth a bad stitching line with the cutting.

Cut all layers away (from each side) at one time if possible. Four or five layers are difficult to cut at once, but possible with a good pair of scissors. Three is good. Two is easy. And one is great! Be very careful when you cut into an area with fewer layers. The force needed to slice through is not as great and the scissors will go faster and you may slice into the stitches if you are not careful.

Cut as close to the stitching as possible without cutting the zigzag threads. I cut with the scissors to the left of the stitching but you may find you can cut easier and smoother with the stitches to the right. Personal preference...

I hold the scissors at a slight angle. This gives me a slight undercut to the layers. The various colors won't show, as the black is just a bit larger. If colors stick out from the black, fold the fabric back and trim the color away. Don't cut the black and don't cut the kite skin!

Correct jagged or crooked stitching with your cutting.

To cut a sharper corner, clip into the corner, just a bit in between a zigzag stitch. You can emphasize points with your cutting.

Trim each side the same distance from the stitching. If you cut one side slightly further away, it needs to be the top (the black). Otherwise the under layers will shadow through and not look nice.

Hold up the kite skin to the light and look at the section you have just cut. If you see any jagged areas, too thick of a line, etc. correct it right away. Save scraps for future projects.

Fixing mistakes

Mistakes usually happen when you are in a hurry or when you are tired. They always happen when you are both! The best way to fix a mistake is not to let it happen. Stop when you need a break. Work slowly: it is not a race. Cut carefully and check your pattern as to what color is to be left. Do the hardest parts when you are fresh or after you have gained some experience on larger areas if this is a new skill you are acquiring.

Should you cut through the color you want, (or cut it away entirely) it is easy to fix but the whole area of color must be redone. Place a new piece of the color and a piece of white over the area to be fixed on the back of the kite skin. Make sure the piece is from the original fabric. Check grain line. Tape securely in place. Re-stitch on the black side, trying to match the original stitching. Cut the mistake out, cut away the new white. Now your mistake is fixed.

If you clip a stitching line, mark it with a chalk pen or tape tab. Later, secure the line of stitching with a short line of straight stitches. Don't ignore the cut stitches because the line of zigzags could come undone enough to cause a weak area in your kite.

When you think you are done

Once you think you are all done, tape your work to the window. Stand back, admire it and then be critical. Do any spots you missed, cleanup any areas as necessary.

I wish you success in your appliqué work. As always, if you have questions or need clarification or have hints and tricks for me, please send me an email: 2kitters@2kitters.com

International Sport Kite Rules

by David Hansen

Members of the International Rule Book Committee (IRBC) met during the World Team Championships at Berck-sur-Mer in France in the beginning of April. On the agenda was a review of editorial changes to the current rule books (International Sport Kite Competition Rules and the International Sport Kite Judges' Book) and the creation of the International Sport Kite Precision Compulsories Book. Considerable work had been done beforehand, but we still managed to meet for 35+ hours in a little over three days. The process was arduous, but a shared sense of urgency made us an agreeable and productive lot. Mike Gillard and I represented the AKA and Helmut Georgi and Peter Fiedler represented STACK. AJSKA did not send representatives.

Most of the changes to the existing documents were made to better organize and present the rules and guidelines. Some clarifications and discrepancies were ironed out; but, for the most part, the rules themselves didn't change.

The precision compulsory figures were a different matter. We spent a fair amount of time on the basics such as: a description of the wind window and the precision grid, what went into the making of a good precision figure, the possible need for different figures for novice versus master class competitors, practical considerations like the effect on the scoring systems, and many others. Getting the "philosophy" ironed out first was a good idea.

Working from a list of components distilled from the existing figures and descriptions, we defined what we believed were the critical components of the figures we wanted to have in the new compulsories book. The mantra and guiding principles quickly became, "Hard to fly and easy to judge." The "hard to fly" part really meant "hard to fly well", but that didn't sound as good as a mantra. Simpler shapes with a few critical components on which both the fliers and judges could concentrate was the key for the "easy to judge" aspect.

We went to work selecting what we considered to be the good figures from the existing set. Overly complex figures that amounted to a mini-technical routine were quickly eliminated as were figures that closely duplicated others. We found ourselves with very few left after we matched our requirements to the existing figures. Using the list of critical components, we created a table that listed the figures down one side and the components along the top. We then created new figures or modified old ones to insure that each of the critical components was tested in one or more figures. In the end, we had about 12 figures for each precision discipline. Many of the individual figures are used as pair and team figures by staggering the starting and ending points or replicating the basic shape as needed. Easy to remember is an aspect of easy to judge.

At the time this is being written, there is still some work to be done, but the plan is to have the new figures ready for use next season. That means we'll publish them before the end of June and make any last minute tweaks before the start of the new season in August. The 2002 National Sport Kite Championships at the AKA convention will be conducted using the existing rule books and precision figures. Keep an eye on the AKA website for further info before the next issue.

Northeast Conference, *continued from page 19*

Monica are holding their own. Masters Pair Wright Brothers, Experienced Pair Skywalkers, and train fliers That's My Line lead their classes, while Jones Beach Four and Legend top the teams. Special kudos to Legend for their performance in France at the World Sport Kite Championships — they made not only their conference, but the whole AKA proud.

Sport Kite Committee News

by Mike Gillard

The last few months have been exciting ones for sport kites. The WSKC in Berck was an historic event, and a true step forward for the sport. Additionally, the IRBC had a series of productive meetings that will very soon lead to a new set of compulsory figures and a needed "nip and tuck" on the rule book.

With these things in mind, I think it is an ideal time for a change in the leadership of the AKA Sport Kite Committee. I am leaving the position of chair after two years in the position. Since I've taken the Kiting editor position, I am finding it impossible to give the needed time to the SKC. David Gomberg has selected David Hansen to be the new SKC chairman.



David has been slaving away for the last year on a comprehensive figure and rules update to propose to the IRBC. This package was very well received and greatly speeded up the process of moving forward.

I am pleased with the progress we've made in the last two years, and excited about the coming years. I will be staying on as assistant chair to help David and the committee in any way that I can.

Convention Sport Kite News

As noted elsewhere, this year the sport kite competition will be held on Tuesday, Thursday, and Friday. This leaves Wednesday free for workshops and fun. Details are still being finalized, but expect to see a sport kite rules workshop on Wednesday morning, immediately followed by the Sport Kite Symposium. We also hope to have some field seminars and workshops in the afternoon. Also, we may have a full Hot Tricks Shootout competition on Wednesday.

And remember, it looks like invitations for a great trip to France may be on the line; so practice up!

Until about seven years ago, my experience with kites was limited to a popsicle stick and paper diamond I made at the local community club at the age of 10 or 11. For some reason beyond my understanding, it dangled and dragged along as I ran with it, but the young artist in me was proud of that creation nonetheless. Many years later on a fateful springtime afternoon, I happened to be driving past a park where an acquaintance was flying. His kites were unlike any I had ever seen. Two lines, four lines! I watched while he traced squares and circles and figure 8's in the air. I wanted to learn to draw in the sky too!

I started with a DynaKite, moved quickly to a Tracer, then enjoyed learning to control a quad-line foil and buggy. I subscribed to Kite Lines, pored over kite books and Internet sites. I wanted a parachuting teddy bear and a large kite to lift it; I wanted all sorts of kites! In September that year, the friendly fliers at the Toronto kite festival let me examine their kites, their paracritters and lifting/dropping devices, patiently answered my questions, and convinced me I could build my own, too. After I returned home, the encouragement continued. Via email and snail mail, I learned the "Randy Tom method" of appliqué.

My first project was a 2 Meter rokkaku. Low in confidence and fearful that I might botch the job, I decided to limit it to two layers of ripstop — black and white — and chose a woodcut by M.C. Escher for the appliqué. I ordered everything I needed from the US, as no supplies were available locally. My sewing machine was horrible. The stitches weren't uniform but I carried on, undaunted. That rok flew like a dream the very first time. It was unforgettable! And so it began...

I build mostly single line kites. They're so well suited to appliqué. I look at the world through

kite tinted glasses, and collect ideas for graphics from everywhere. Most recently I made an octagonal kite, which was inspired by a newly released Canadian stamp. I even machined my own hub for the frame but don't look at it too closely! This year I'm looking forward to trying my hand at different types of kites, different shapes. The future projects list is long, and I still feel very much like a novice....

The kite I'm most proud of is Northern Dancer because it marked the first time I used my own artwork. The loon now dances in the winds of South Australia. A couple of my kites are in England, and you will find others all over North America, mostly by way of trades and donations.

It was only after a bit of "arm-twisting" that I entered my first competition at WSIKF, at Long Beach, WA. I knew nothing of the rules or expectations, and believed everyone there knew infinitely more about flying kites and building kites than I. Among those kite builders was Larry Mixon, who became a dear friend and even though he's no longer of this world, he remains an inspiration to me. Larry, like so many other kite builders, was always full of enthusiasm, ready to share ideas, construction tips, etc.

I hesitate to name other people who have influenced me because there are so many, and because each has touched me in different ways. Some of them I've been lucky enough to meet! I'm grateful to all of them. In kite building I have found my niche. As a teacher of students with special needs, I am fortunate to have many opportunities to merge my passion for kites with my job, year round. Kite building allows me to express myself visually and also gives me the opportunity to give something back to the community. It has enriched my life in countless ways. Furthermore, I finally understand why my popsicle sticks didn't fly ... and now, I not only draw in the sky, I color it too! Anyone can!



Top down:
Northern Dancer ('98) won numerous awards throughout the country including People's Choice at the AKA Convention and KiteLife.com's "kite of the year"

Year of the Snake ('01) was exhibited at an Alberta art gallery that summer

You Light up My Life ('01) della porta made at a Fort Worden class

Year of the Horse ('02) inspired by a new Canadian stamp, will be offered in the Fort Worden raffle 2003

Right: **Heaven Bound — Larry's Rok** ('99), created from a graphic I inherited from Larry Mixon. Linda gave it to me at his memorial at Belmont Shore. We were looking forward to competing against each other for the first time in the rok category at WSIKF that year. This was going to be his entry. I still have the scrap of ripstop he started drawing it on. "Heaven Bound" won first place.



Berck

by Mike Gillard



The result was zero protests, minimal grumbling, and a great foundation for future events."



Every year of the last sixteen, in early April the sleepy little town of Berck sur Mer turns into kiting Mecca. Berck, located in northern France on the English Channel, hosts one of the largest kite festivals in Europe, spanning two weekends and the week in between. Every iteration of the Berck festival has attracted a contingent of AKA members who travel to France to enjoy the beautiful surroundings, full sky, and the full contingent of kilters from around the globe.

This year promised something special — the first World Championship for Teams promoted by the three fliers associations — AKA, STACK (Europe), and AJSKA (Far East). All previous "world" events had been organized outside the supervision of the three bodies; using rules, figures, and procedures that were alien to at least some of the competitors. This event seemed to have the potential to be something really special; indeed, singular in its possible positive impact on the future of the sport. We were not to be disappointed.

The plans for the event were finalized last fall, and work began on assembling Team AKA. It was determined that our two teams would be selected based on the finishing order at the previous convention. Due to vacation time considerations, the top two teams from Billings were unable to



attend. The experienced class winners from Billings, Team 6th Sense quickly accepted their invitation. That left us with one space to fill. After looking at point totals for 2001 competitions, team Legend was invited and also accepted without hesitation.

Team Legend (Rich Javens, Rich Hawthorn, Lou Behrman) are a group of hard-core competitors who have been at it for quite a while, with a good track record of success on the national scene. 6th Sense (Bill Rogers, Scott Davis, Wayne Turner), on the other hand, are a relatively new team who had never faced another team in competition! We were anxious to see how Team AKA would fare on the world stage.

We arrived in Paris on Friday morning, after a long night of travel. The three hour bus ride to Berck gave some a chance to grab some much-needed rest; others were too keyed up to sleep. Stories about the huge weekend crowds were related by Berck veterans.

Saturday dawned with chilly winds coming from shore, making for choppy conditions for demos and mega-flies. The American teams performed demos for the largest crowds they'd ever experienced, in excess of 100,000. Scott Davis, as his team was taking the field, said "Adrenaline! Holy cow, this is insane! Megateam with 40 fliers in 30 mph wind?"



This page, clockwise from top: colorful, flying sausages, banners and tents adorn the flying fields, some of the American contingent (Rich Javens, Rich Hawthorn, Kathy Javens, Bill Rogers, Scott and Jeannette Davis), Team Legend, aerial photograph by Craig Wilson. Other photos by Mike Gillard and Barry Savell.

A *drenaline!*
Holy cow,
this is insane!"



Left: Team 6th Sense, Below: Berck festival organizer Gerard Clement enjoys a peaceful moment on the beach, and with Team Overdrive, two of the Mega-team flies. Photos by Mike Gillard, Barry Savell, and Craig Wilson.

Besides performing for the huge crowds, the first weekend was spent attempting to come to grips with the "foreignness" of Berck. Things that are so simple at home become a real project abroad. When faced with communication difficulties with our gracious French hosts, the buzz phrase "These French have a different word for EVERYTHING" helped everyone keep their best humor.

Monday was a day off for the competitors as the officiating staff met and worked out final details. Tuesday would be the first day of three rounds of competition in both precision and ballet. Monday night saw an early dinner and a fitful night of sleep for the competitors.

Tuesday brought no improvement in flying conditions; cool temperatures, wildly fluctuating wind coming over the buildings. Challenging conditions for all — who could best handle them?

It's obvious that the French teams had it all together. Team Overdrive, the winners by a handsome margin, simply adapted their routines and technique to best display their mastery of ultra-precise flying, imaginative routine building, and superb choreography. In my mind, Overdrive is possibly the finest team in the history of the sport. Second and third in the final standings were French teams Tame Bird and Element'Air.

In a finish that surprised many, Legend finished fourth, with 6th Sense placing fifth of the eleven teams. Pre-event polling on a European kite website didn't give Team AKA much chance of placing in the top half, let alone right behind the three teams expected to be at the top. Both teams displayed wonderful strategy, avoiding high-risk situations that brought grief to many. Going into the final afternoon, 6th Sense was the only team that had not been assessed penalties for crashes or contact! Both teams performed very well on the world stage and should be proud of their accomplishments.

At the first meeting, the judging staff set a goal for the event — that it be fair, open, and honest. At daily pilot meetings, feedback was sought, and when appropriate, changes to procedures were made to ensure a fair competition for all. For the first time ever at a world event, all individual scores were posted, with the judges names attached! The result was zero protests, minimal grumbling, and a great foundation for future events.

Speaking of the future, planning is already underway for next year's event. We hope that the competition will be opened to individual, pair, and quad competitors. Invitations will be based on placings at the Ocean City convention. We hope to see you on the beach in Berck next April!



Final Results		
Place	Team	Combined Score
1	Overdrive	86.00
2	Tame Bird	71.27
3	Element'Air	68.08
4	Legend	67.21
5	6th Sense	63.88
6	Watnu	63.45
7	Speed	59.32
8	Flame	58.32
9	Garuda	58.31
10	Matrix Mgt.	49.94
11	O' Flyer	31.36

Let Freedom Fly

by Meg Albers

The 36th Annual Smithsonian Kite Festival held this past March 23 was a monumental success. It was an exceptionally beautiful day in our nation's capital with azure skies, brilliant sunshine and substantial winds. This year's theme, Let Freedom Fly, was amply represented with an impressive array of garb, flags, patriotic banners, and great kites.

At one time or another during the day you can't help but think of the events founder, Dr. Paul Garber. Having had the pleasure of meeting him several times I felt confident knowing he would have relished the continued growth and success his festival enjoyed. There was also a display on the life and accomplishments of Paul that keeps his spirit alive as well as educate the next generation.

The Drachen Foundation was well represented by Scott Skinner and partner in crime Corey Jensen. With an extraordinary amount of help by Laurie Dutton, their children's kite making workshop was the hit of the day. In addition to the workshop, the Foundation gave away one thousand high quality paper kite kits, with hand-made paper from India and ten bamboo spars, to people on the Mall. This was to promote the Foundation's exciting and ambitious multi-year program "Paper Wings Kite Project," which highlight's paper kites and all their glorious possibili-

ties. There will be a competition at the end of 2003 with an organized exhibit and \$3000 in prize money. Rules and guidelines can be found at www.drachen.org.

The Smithsonian Associates in general, but Averi Roberts and Brigitte Blachere in particular need to be commended for an outstanding job. They really do an

impressive job of marketing and promoting the festival. The event is on the cover of the magazine *Smithsonian Associate*, there are different brochures all over the city, plus information in hotel room magazines and newspapers. And the world woke up to the Smithsonian Kite festival on CNN Sunday morning.

The day ended with a wonderful party in the Smithsonian for all the people who were instrumental in making the day a success.

Party attendees were treated to digital pictures of the festival being shown on the wall of a conference room off the main party area, while raconteur Corey Jensen added color commentary to the activities of the day. The evening saw the retirement of Dave & Sherrie Arnold from the Smithsonian Kite Festival Advisory Committee. They have given generously of themselves for many years and deserve our thanks and appreciation. Appointed to the committee was Mike Van Meers, who is sure to do a fine job. We all look forward to number 37!



M * I * K * E / M * A * S * K * C

by Roger Chewning

The Maryland International Kite Expo and the Mid Atlantic Stunt Kite Championships (MASKC) fought against funding cuts and funky weather this year to a successful completion. The weather on Friday was gusty, sunny, and from the west — wicked, tumbling air that played havoc with kites.



With no competition there was no pressure, so those in town early were out enjoying the beautiful beach and sun. Saturday brought us a cooler wind from the North — it was perfect. Kites were steady as the sky continued to fill.

From Division to 6th Street, the sky in Ocean City never looked so full. I wondered if the new Line Art category inspired folks to build more sky trash, or if the category was in response to the growth, but either way, the sky was loaded with tails, balls, spikes, people, tubes, spinners, Spinsocks, bols — you name it.

The kitemakers competition saw an increase in the number of entries as the sport kite competition saw a decline. Big winners were Ed Shenk (overall Maryland

Grand Champion) winning in two categories (Soft/Flexible and Cellular) and scoring the two highest scores overall, and Adrienne and Mearl Ballmer of Richmond combining for wins in Flat and Bowed and Deltas/Derivatives. In the sport kite competition, Masters flier Lam Hoac grabbed three firsts (MIP, MQB, OQP) but was defeated in Masters Individual Ballet by Ron Graziano.



Saturday's awesome weather was incredible considering the forecast was for a rainy weekend. With the

forecast predicting more rain for Sunday, event organizers completed many competitions on Saturday and MASKC completed everything except Team Precision and Ballet.

Competitors convened on Sunday in light rain to complete the Team events as well as Individual and Team Rokkaku events. Needless to say, this was without the thousands of spectators who witnessed Saturday's events.



Regional Directors Reports

We're closing one of the most active months in AKA history due to a very successful National Kite Month (NKM). NKM has encouraged hundreds of organizers to run demos, clinics, exhibits, retreats, etc., all for the promotion of kiting and the AKA! Our region has staged 124 events! That's registering the most number of NKM events two years in a row! We had many members who ran multiple NKM events. I'd like to personally thank all the folks and clubs who ran NKM events!

Special mention goes to Bob Ray of Northern Skytoyz who ran 14 events in Maine, most were with children in schools. Also to Archie Stewart, last year's most active organizer, who conducts class room kite

workshops and kite flying lessons in schools. Archie was featured in a front page article in the "Daily Item" when he conducted a class titled "Up, Up and Away Kite Day" to fourth graders at Cobbet Elementary School. People like Bob & Archie, going into schools and teaching folks about kiting are a positive force for kiting and the AKA. Thanks folks!

I just finished coordinating Kitemania in Newport, RI. We closed off the AKA's raffle of a "rok battle in a bag" sponsored by Premier Kites at our banquet. Region 1 member, Bill Flack of Dartmouth, MA was the lucky winner! Cheryl & Larry Gleckner ran a sold out "Make a Snake" clinic where 20 attendees made a 30' snake windsock. Mark Reed of

Prism ran two informative sport kite clinics that weekend along with a regional cast of instructors that covered the subjects of rok battle strategy, fighter kite, sewing machine, and miniature kite making. Everyone seemed to have a great time.

Our region's AKA affiliated chapter clubs continue to grow as New England Traction was formed by John Ruggiero in MA. They hold buggy events at Nahant Beach in Lynn, MA. Events will be listed at ntraction@attbi.com. We have a number of affiliated clubs within Region One. Clubs in NY such as the Great Lakes Kitefliers Society based in Buffalo, and the New York Kite Enthusiasts based in Albany. Then there's the CT-based Connecticutiters and the MA-

REGION 1 ~ NEW ENGLAND CT-NH-MA-ME-RI-VT-NY

Steve Santos

25 W. Wrentham Road
Cumberland, RI 02864
(401) 658-0649
region1@aka.kite.org
End of term: 2004



based Kites Over New England. Look for their addresses within Kiting.

Events to watch for in the coming months: BASKC on June 7-9, the Newport Kite Festival on July 12-15, and the AKA's Convention from Sept 30 - Oct. 4! Check out the status of all NE events within the AKA calendar and many of the local clubs who sponsor web sites. Many do and have their club events, and others listed on the site. If you're

not sure about events you can email or call me.

Lastly, our region is planning on making a strong presence at this years convention. Come join me and bring your club banners, arches, kites and let's help "fill the sky" with our fellow AKA members! Arrive on Tuesday and stay to Sunday and see the whole event! I strongly recommend it!

Good winds to all!

Holy Cow Batman," to quote a Superhero. National Kite Month, what else can I say. I'd really like to thank everyone in Region 2 that made this event a great success! Everyone participated in one way or another. I'd like to especially thank Charles and Dorothy Stewart with their 34 registered events and Liberty High Spirits of 14 B (highest club total throughout the AKA) for the fantastic work they've done. Region 2 was the most improved Region, outpacing Region 1 by 2 events and placing us second in events registered.

Misreported in the last issue was the demise of the Susquehanna River Rats. Lisa Stambaugh wrote me right after she received her copy to state that the "Rats" were still alive and kicking. Way to go "Rats", you would have been missed.

The Smithsonian and MIKE/MASKC are passed and everyone who I spoke to had a great time. I bet that Ed Shenk had an especially good time winning all kinds of awards at both events, especially highest overall score at the Smithsonian and Grand Champion at MIKE. With this he got free registration at the AKA Convention. Speaking of MIKE/MASKC, I'd really like to thank Sky Festivals, the Kite Loft and the staff at both for the tireless work that goes into making this event a GREAT SUCCESS. I know the funding was limited this year but everyone I spoke to had a great time. All this considered though, the event covered the beach for more than seven blocks with all kinds of activities taking place (sorry, the scores for the MASKC portion haven't been published at the time of this writing

but I know the Region 2 flyers did particularly well, especially LHS014B).

So, where were you the weekend of May 4 & 5th? I know there were at least four events spread out throughout the Region, with a few changes having to be made to the schedule to assure maximum participation in some of them.

Have you seen the new look to the newsletters of the Lehigh Valley Kite Society and the Sky Pilots (nice going Ron Dunn and Todd Little)? They are in color and the look is outstanding. Way to go guys, how do you do it?

This year the ECSKC/WIKF not only has a new convention center, international guests, Wolfgang Schimmelpfennig, Germany (thanks LVKS) and Stafford Wallace from England (thanks SJKF) and Jose Sainz from the West Coast (thanks again

REGION 2 ~ NORTHEAST NJ-PA-(lower) NY

Mike Dallmer

7204 Oakley Street
Philadelphia, PA 19111
(215) 722-4902
region2@aka.kite.org
End of term: 2004



SJKF) but SJKF is again hosting an outstanding Friday Night BBQ and rumor has it that there will be the wedding of Michelle and Brian Bozarth!

Some great summer workshops are planned with Keystone Kites featuring Ed Shenk making a kite called the Dondai, August 17-18, a version of his award winning cellular kites, and SJKF hosting an AKA Eddy kite given by Scott Spencer, June 21. Both these clubs also recently finished projects; the Keystone Kites with a great working line climber given by Kevin Shannon

and SJKF's new table sized banner hosted by the prolific Scott Spencer.

Finally I'd like you all to mark your calendar for September 7th & 8th with an event hosted by the LHS014B, "Liberty Remembers: A Kite Fliers' Tribute." This event is an opportunity for kitefliers from everywhere to pay tribute to those who lost their lives or a loved one in the tragedy of the World Trade Centers.

Good Winds
Up With Kites, Down With Bears
(But only with a chute)

Regional Directors Reports



REGION 3 ~ MID-ATLANTIC DC-DE-MD-VA-WV

David R. Hansen
12508 Richmond St.
Chester, VA 23831
(804) 748-3731
region3@aka.kite.org
End of term: 2004

Hello, I'm David Hansen, the newly appointed director for Region 3. I was appointed to finish out the first year of Bruce Hartman's term when he was forced to resign by a crushing work schedule. As required by the by-laws, the Region 3 director's position will be included with those normally contested this year. I'd like to thank Bruce for his efforts on our behalf and to wish him some relief at work. Now, if he'd just tell me what to do with this bag . . .

The region's clubs were extremely active during National Kite Month. The RAF's Adrienne Balmer

and Bruce Hartman even designed and created the four six-foot banners that went to the Liberty High Spirits of 14B for registering the most NKM events. Go tribe!

The Richmond Air Force and Wings Over Washington kite clubs put on festivals for special needs children during NKM. WOW had a great turnout for their annual festival for the mid-Atlantic chapter of the Starlight Children's Foundation for seriously ill children (www.starlight-midatlantic.org). This year the festival took place on the mall in front of the Smithsonian's Air and Space

Museum. The RAF added yet another event to their busy schedule when they went to Culpeper, VA, to put on a festival for the Virginia chapter of ChildHelp USA, a leading organization in the field of child abuse prevention and treatment (www.childhelpva.org). The consensus of the RAF members who went seemed to be that ChildHelp was a must-do for next year.

The WOWsters were everywhere on the third weekend in April. Jim Cosca went to Newport, RI, to help out at New England Kite Mania put on by the High Flyers Flight Company. Paul Dugard went to Roanoke, VA, to help the RAF put on the Salem/Roanoke Kite Festival. The rest of the club was at the Tarara Winery putting on the Winds and Wine Festival.

The 4th Annual Salem/Roanoke Kite Festival is the RAF's favorite

and a model of planning, efficiency, and hospitality. If every kite club that puts on a festival were treated with the kindness and generosity shown to the RAF by the Salem/Roanoke County Chamber of Commerce each year, we'd all have to quit our day jobs and do nothing but kite festivals. This is the kite event everyone wants to have. I'm talking about welcome baskets in each room at the Hampton Inn, a welcome reception Friday evening on the field after field setup with catered hors d'oeuvres provided the Clarion Hotel, which also provided boxed breakfasts on the field before the event Saturday morning, delicious boxed lunches provided by Arby's from their Market Fresh sandwich menu, and 4,000 or more spectators.

The end of April saw a good part of the mid-Atlantic kiting community in Ocean City, MD, for the 7th annual Maryland Inter-

national Kite Exposition and the Mid-Atlantic Stunt Kite Championships (MIKE/MASKC). Jim Cosca and his able staff did a great job getting all the sport kite events in on Saturday before the rain on Sunday. They ran the Rokkaku battle and team events in the rain on Sunday just to prove they could. Congratulations to (I'm not) Felix Cartagena on receiving the Kite Loft's prestigious Bill Kocher Award for his unselfish contributions to kiting.

I've got my work cut out for me for the rest of the year. The AKA National Convention is being held in Region 3 and I've recently been appointed to the Sport Kite Committee as chairman and chief dogbody. Thanks Mike.

Fly wide open!



REGION 4 ~ SOUTHEAST AL-FL-GA-KY-MS-PR-NC-SC-TN

Jim Martin
4242 Folkston Dr.
Charlotte, NC
(704) 535-4696
region4@aka.kite.org
(End of term: 2004)

As I write this, NKM 2002 is over. Across Region 4, in Kentucky, North Carolina and Georgia; in Mississippi and Tennessee — indeed, all across the Region — clubs and individuals volunteered time and effort to promote kiting and the AKA. Their only reward: getting out and flying with new friends and old!

My plans to get to several events, notably with the good folks at KICK for the Georgetown event, got sidetracked by an illness in

my family. (Those who sent good wishes and prayers while Grandmother was hospitalized, I send back my and my family's heartfelt thanks. She's much better now, and I expect her back out at a WACKOS fly any time now!)

Across the Region, we had heroic efforts to keep threatened festivals alive (good folks in Miami, This Means You!), new events of all sizes, events in schools and kite making workshops.

I want to tell you about a

little kite event I visited, in East Flat Rock, North Carolina. This is a mountainous area, six hours from the beach where many of us would think a kite festival ought to go. Without kiting "stars" or competitions, Barbara Hughes, her family and friends hold an annual local event, The Mighty Kite Flight. It's a chance for folks to just get out on a pretty spring day and fly a kite. A few of us "kite folks" were there, but most folks were probably kiting for the first time in years. Grandparents and kids with plastic deltas from Wal-Mart darted back and forth across the open field in front of Hillandale School (and if the kids did more of the darting, nobody for a moment thought the grandparents weren't having at

least as much fun!) A father and daughter came out with a picnic and a fabric delta that had been in the garage for way too long, but which was soon climbing into the air. A young couple (younger than me anyway!) took turns holding the string and holding the kite to high-launch a small delta-conyne.

The winds most of the day gusted from 0-1, we joked, with random bursts of 5 or 6 miles per hour, each burst coming from a different, and totally unexpected, direction! When the wind did puff for us, a T-C Ultra would dance across the field, or a Lonely kite arch would lift feebly into the air. A single Sky Popper hurried up the line and then raced the kite back to the ground as the wind

dropped. So, at least a few of the "serious" kites were there! And the added show they provided seemed appreciated by the crowd. But for the most part, the day belonged to kids and kids-at-heart, flying kites with plastic sails and plastic sticks. Real kites, every one.

I love the big events on the beach, with giant kites, amazing ground displays and competitors doing things with kites that leave me gaping in stunned wonder.

Thank you to all the folks who work so hard to put on the big events. You take on a thankless and difficult task and bring a lot of joy to a lot of people. Thanks, too, to Barbara and to all the other Barbaras and Mighty Kite Flights, of whatever name. What you do is important — and appreciated.

Regional Directors Reports

Wow — results for the region and the rest of the AKA are in for National Kite Month. The staggering total of over 670 events posted for the month of April is amazing. The region ended up with 31 events, almost tripling the 11 posted last year. I know there were many regional flies that didn't get posted due to miscommunication, we'll just do much

As you may know by now, the USAF Museum Kite Festival in Dayton, OH has changed the dates for the annual festival to October 11-13, 2002. What you may not understand is the reasoning behind the move. At a planning meeting held last fall, there was a long discussion as to why the dates had to change. The bottom line is the events staff at the USAF Museum

devote their time because of prior commitments. There was also a small faction of fliers who believed that the date change was an attempt by the USAF Museum to wrestle control of the festival away from the kiter-fliers altogether. I'm happy to say that the Festival Committee (made up of over a dozen Ohio kitefliers) is working hard to make this a festival for spectators

REGION 5 ~ GREAT LAKES MI-OH

Tom Brailey

4557 Marshall SE
Kentwood, MI 49508
(616) 538-6644

region5@aka.kite.org

End of term: 2002



better next year. Kudos to all who made it such a success. Special thanks to Phil Broder, Jim Martin and the AKA gang for a job well done. It's really strange how one thing leads to another. I was fortunate enough to work an introduction to kiting session with two fellow M2S2 members, Bill Schumacher and Terry McPherson, at the Caledonia Elementary School in Caledonia, MI. Bill held a session with the teachers a week before, and then Terry and I got to go play with 280 of the most attentive, nicest kids you could ever meet. This led us old retired guys to another session for 600 5th and 6th graders scheduled in May. We even get to eat lunch with them. Chicken nuggets and mashed potatoes I hope.

has been cut in half due to increased security after 9/11. Remember, this is an active Military base. In the past, several events would be going on at the same time all around the base. The staff reduction will limit the number of these events drastically. Prior to that meeting, I asked for input from those who have attended or volunteered in the past. The response was overwhelmingly negative. The main reason was that the date change put this event right on top of, or close to several other events that were already on the schedule; AKA Nationals, Cleveland and Sun Fest all come to mind. With the change of dates, many of the key people that have made this event a success in the past could not attend or

as well as a kitefliers. The new events coordinator, Denise Bollinger, has listened and also reacted to the committee's suggestions to make this a more people-friendly event. There will be more school tours, workshops for kids and adults, two night flies, a larger

area for open flying, a pig roast and also a larger advertising and mailing budget. With the Nationals being so close, there will be an effort to draw some of the international fliers and builders from around the world to the festival.

Campers will be allowed to camp on site (no electric or water, sorry) and some much needed changes have been made to cabana row. All and all, it's shaping up to be what all festivals are intended to be — fun with friends and family. Yes, the date change was a kick in the behind, but we've all learned to survive with life's disappointments. Time to roll up the sleeves and help wherever you can. Your input is important and so is your help. Please contact the committee through Denise.Bollinger@wpafb.af.mil. This is your region and your support is what makes it great.

On a personal note, I will be seeking re-election as the Region 5 Director this

fall. I bring this up now because this is June and the next Kiting issue will not come out until right before the election deadline, or very close to it. Last October's election was to fill the vacancy left by Mike Gillard's upward move to become the editor of Kiting and to complete the final year of his term. I will be seeking to serve a full three year term.

Remember, your vote does count — fill out your ballot and mail it in. Also remember that as an AKA member you're eligible to run in opposition of any elected board member, if you wish to serve on the board.

If you have any reports or articles you'd like published in Kiting, please submit them at least six week before the next publishing date. Do you have a unique story or idea or a kite plan that should be shared with your fellow kites? Send it!

BlueMoonKites

Blue Moon is honored to be the U.S. importer/distributor for the fine range of sport kites from L'Atelier.

Dealer inquiries welcome.

www.bluemoonkites.com
www.atelierkites.com
828-757-0469

L'Atelier

Regional Directors Reports



REGION 6 ~ MIDWEST
IA-IL-IN-MN-WI

Al Sparling
1497 Fairway Drive., #102
Napierville, IL 60563
(630) 369-9682
region6@aka.kite.org
End of term: 2002

My second three-year term as your Regional Director is winding down and I am looking forward to not being your RD with mixed emotions. I will not miss the politics that sometimes get in the way of flying kites, but fortunately, there has not been much of that lately. I will not miss the long miles that I have driven to attend events throughout the region. However, I will miss some of the great people that I have

met over the past six years. I will still be attending many of the same festivals, but I will be cutting back some for a year. After attending at least 24 events this year, it will be time for a bit of a rest.

I am sorry that I have not been able to attend many of the region's National Kite Month events. This is a direct result of the great number of events which have sprung up in the region. This last weekend I

had to choose between four different events, only one of which existed before National Kite Month. I would like to take credit for this, but I can not. To some extent the NKM staff can take credit, but the real credit belongs to you, the event organizers. The biggest new group of events this year is in Iowa, way to go guys!

On a personal note, I would like to thank Dick Claycomb for giving up a day of flying to help me with the octopus at Angel Mounds Kite Days. His help was the only way that I was able to keep big kites in the air during a day of strong and turbulent winds. Thanks again Dick!

Over the last six years I have become more and

more convinced that the only way that kiting will grow is for us all to get along. I have recently been confronted yet again with what to me is the worst part of kiting. Yet another group seems to feel that their segment of kiting does not need to mix with that other nasty upstart side of kiting. And now we have an even newer upstart group in the kite surfers. I cannot say this enough, THERE ARE NOT ENOUGH KITERS FOR US TO SPLIT INTO FACTIONS! You don't have to participate in the other disciplines in kiting if you don't want to, but we need to encourage kiting in all its aspects. Who knows, you might even find yourself enjoying another aspect of kiting. I

started out flying quad line before I moved into big kites. The fact that I am a klutz and have no desire to drown will probably keep me from kite surfing, but I would love to see demos and competitions at events around the Great Lakes. So, I would like to challenge established event organizers to add at least one more kite discipline to your event. Sport kite events could add fighter kites, comprehensive competition or just a larger single line fun fly. Single line events could add some games for sport kites without moving into a full competition and events on beaches could incorporate kite surfing. I believe that kiting is at the beginning of another period of growth, let's encourage it.

Where can you be PINNED DOWN, STUCK THROUGH, AND PATCHED UP and feel good about it?



AKA PIN \$5
black, green, blue, white, yellow
NEW pins \$6
gold and silver



NEW patches \$5

American
Kitefliers
Association



NEW decals \$1

Items not to scale


**ALL CONVENTION
MERCHANDISE
20% DISCOUNT
WHILE SUPPLY LASTS!!**

T-Shirts\$13
Long Sleeved T-Shirts ...\$15
Denim Sport Shirts\$30
Polo Shirts\$23
Sweatshirts\$19

THE AKA STORE

Ron and Charm Lindner, Proprietors
5633 Carlton Drive, High Ridge, MO 63049
(636) 376-6055 AKAStore@aka.kite.org

Regional Directors Reports



REGION 7 ~ GREAT PLAINS
CO-KS-MO-ND-NE-SD-UT-WY

Donald Murphy
7440 Terry Drive
La Vista, NE 68128
(402) 339-5849
region7@aka.kite.org
End of term: 2002

National Kite Month turned out to be the largest ever. Thanks to everyone who participated and held events in our region. Our local club, Midwest Winds Kitefliers, tried to hold an event every weekend in April. Our only problem was that Mother Nature decided she wasn't going to help by giving us three weekends with rain and a fourth with 92° heat and NO WIND!. We ended up putting a lot of colors over the grass. At least we didn't have to deal with snow

like they did in North and South Dakota and western Nebraska.

I will be flying all over the Region this year. Flies planned in North Dakota, Kansas, Missouri, Colorado, and Wyoming. Hope everyone in these areas will get out and fly and perhaps join us at those flies.

The AKA Board has had some real challenges this year. The insurance industry has become hard to work with since the events of September 11th. We've had a lot of input from members and Mel's hard

work chasing down leads. We should have a policy in place by the month of May, not as good as we had, but as good as it's going to get.

I hope everyone is enjoying the new look and size of the magazine. Mike has done a great job and has increased the color. The additional ad revenue will help cover the increased cost of publication.

Please remember to get information about your upcoming events to me as soon as possible. I will email those of you out there with that news. A lot of people make travel plans and call me for information on flies that will occur in areas they'll be visiting. And if you do plan to hold an event, please write a short report about it and I will include it in our next issue of Kiting.

Expert Commentary

Event Coverage

Great Photos

The Whole World of Kiting

~~Politically Correct~~

Kitelife.

The wide world of kiting, on your computer

www.kitelife.com

The Original Jackite™ Flying Birds

WINDSOCKS / KITES

Walt Disney Theme Parks • "Lion King" Broadway Show • 1996 Summer Olympic Games
1999 Special Olympic Games • 1999 Pan American Games • Boeing Aircraft
American Red Cross National Convention • Ducks Unlimited Sponsor



Jackite's Osprey

- Soars across the wind
- Beats its wings
- Truly depicts a bird in flight

- Constructed of durable Tyvek®
- Water and tear resistant
- Satisfaction guaranteed



Jackite's Dove of Peace



Jackite's Snow Goose

- Unassembled is die-cut
- Punch out and glue together
- Fly as a kite/windsock

- Display as a mobile
- People will insist you have a bird tied to a string
- Made in the U.S.A.



Jackite's Mallard Drake

~ ALSO AVAILABLE ~

Happy Gull • Cardinal • Blue Jay • Mallard Hen • Loon
Canada Goose • Blue Goose • American Bald Eagle
Bamboo & Fiberglass Poles • Line • Accessories

Jackite, Inc.

2868 West Landing Road • Virginia Beach, Virginia 23456
(757) 426-5359 • Toll Free Fax (877) JACK FAX (522-5329)
www.jackite.com • e-mail: info@jackite.com

CALL FOR FREE CATALOG

Regional Directors Reports



REGION 8 ~ SOUTH CENTRAL
AR-LA-NM-OK-TX

Gayle Woodul

106 Main Street
Marble Falls, TX 78654
(830) 598-2414
region8@aka.kite.org
End of term: 2002

Kite season kicked off for Region 8 with a full competition in South Padre Island, TX in February. Thanks to organizers Guy Blatnik, Claudia Steen, and Bill & Susie Doan of B & S Kites, it was a great success and lots of fun! The "Winter Texans" again proved to be an enthusiastic and fun audience. Ron Vanderbilt of Oklahoma came down; even Betty & Tom Brailey of Region 5 fame were there! Ruth, Tony & the boys made the long trip down from Seguin to fly. But the kites of the Kansas City Kite Club deserve a special mention for making the trip and bringing lots of toys! What a wonderful group of people; we all enjoyed meeting them and consider them to be extended Region 8 family.

The first weekend of March was, unfortunately, a record setter for cold in Austin; but that didn't stop the 74th Annual Zilker Park Kite Festival! We just bundled on extra layers of coats and plowed ahead. Dave Dickerson referred to it as "Kites On Ice — South!" The Gombergs and Al Sparling brought in some massive eye-catchers to help draw the crowds. Although the spectator numbers weren't what they generally are for Zilker due to the cold, the truly devoted (or demented!) came and stayed all day. As I dropped off my dogs at the sitter that morning, she said, "You people are all certifiable to get out in this cold!"

She was right, of course; but we didn't care! Special thanks to Janet & Kevin Wolfe of Louisiana for making the long drive and joining us. As always, lots of thanks and hugs to Bunnie & Dorsey Twidwell for their organizing plus their genuine concern and care!

I didn't make it to Spiro Mounds or Texarkana, but my field reporters were out in full force. From John Babb & Tony Dowdy comes a report on the wonderful job Dennis Peterson did in putting on the Spiro Mounds, Oklahoma event. Although it started out a bit dreary, the wind picked up from 2-3 to a steady 10-12. This was ideal for filling the skies with aerial toys to bring in spectators from eastern Oklahoma and western Arkansas. While John got some line burns from a runaway single line, Tony was once again giving dual line lessons to some kids who had no idea how

to handle those things! Thanks to John & Tony for being such terrific kite ambassadors and for their field report! Even the Texarkana weather created a problem for organizer Tommy Adams, but the festival managed to be a success regardless. Mike Renner reports that he and Marie had fun with the local scouts with kites — in between buggy rides! Mike said the Shreveport fliers were great fun and he enjoyed meeting them. Kathy Nixie of Dallas sent me some great local newspaper coverage of the Texarkana fly and also said that she very much enjoyed the trip and the people. Everyone enjoyed themselves despite the weather!

The San Marcus Bluebonnet Lions Club again hosted a competition but weather was a factor here also! Although chillier than usual and a bit drizzly at times, the competition was great. Our good friend, Chris Belmarez, voluntarily upgraded himself from Junior Novice class to full Novice and gave the other competitors quite a challenge! Pamela Ploof entered her first competition with a beautiful quad line ballet, even though she

had no wind at all and a steady misting rain! Fighter kite warriors Mike Teague & Umesh "I-won't-butcher-your-last-name" kept us spellbound, with Umesh the ultimate victor! Plus, we had a Rok battle that was a real fight to the death! A good time was had by all. Thanks to the Lions' Club and to all who braved the weather to participate!

A short nine-hour drive and I was in Lahoma, Oklahoma for the Westlake festival. Although slated to be a comp, lack of competitors made it a wonderful two-day fun fly! Organizer Pam Thomason made sure there were lots of activities for kites and spectators, including a tremendous auction with proceeds benefiting the Juvenile Diabetes Foundation. Once again, the weather made us all a bit nervous, but by 11:00 on Saturday, the angel(s) cleared the skies and gave us a great weekend for singles, duals, fighters, roks, and even buggy races. Thanks to Pam & Steve, the Tulsa group (my dear friends!), Deb Lenzen of North Dakota, Colorado friends Sam & Barbie Pedregon, Kathy & Doyle Wolfe, Mike Shaw, Blake Pelton, Luella & Carveth

Kramer of New Mexico, AND... YES! the Kansas City Kite Club made the trip to come play with us! YEA! It was a weekend well worth the drive!

DeSoto, just south of Dallas, was the site of the Lone Star Fun Fly hosted by our friends at Eden Kites, Sandra & Warren Harris. The weather was threatening to ruin our party again, but it waited until midday Sunday to break open. Austin Team EOL came up to demo, Steven Ploof's quad team from Austin was there, and for individual talent we had Troy Gunn and Shane Snowden. Dodd Gross even came in to offer dual line lessons on a side field! A big welcome to new AKA members Patricia & Billy Buffin and Laura & Henry Kitchens! A HUGE thank you from everyone to Sandra & Warren for being such generous and gracious hosts! We'll all be back!

We've had a major heart-break in the region recently with the unexpected passing of one of our beloved friends. Anyone who reads my column knows the legacy of "Mike & Marie from Arkansas" and the deep affection that we all hold for both of them. To our sincere shock and devastating sadness, Marie Brown passed away after heart surgery on April 12th. She was an avid single and dual line flyer, and was learning to buggy. I speak for everyone who knew her by saying that she will forever be deeply missed. We all send Mike Renner our condolences in his loss and our hope for the strength to recapture the joy that Marie shared with all who knew her and that she brought to him. We miss her!



Seated: Lone Star Fun Fly organizers Sandra & Warren Harris, Rob & Jay from New Tech, Chris is taking the picture, Dodd Gross, Troy Gunn, Shane Snowden, Team Austin EOL are all in there. New AKA member Billy Buffin is on the far right. The fine Canine American in the photo is my daughter, the Team Austin EOL mascot, Coatie!

Regional Directors Reports

Greetings from the great Northwest! My, what a wet spring we have had! But even in the wet weather many of the faithful made it out to fly kites and spread the joy of kiting during National Kite Month. I need to make a public apology here. Peg and Bill, Harley and Helen, Bob, and Doc — Sorry about missing you at Rockaway. For some reason I thought that I had scheduled that fun fly for the following weekend and so Cindy and I ended up making kites with kids at the Portland Chinese gardens when we should have been on the beach enjoying a beautiful flying day with you all. We were there the next weekend and heard

wonderful reports on the great display you put on. Just wanted to say sorry and thank you all for showing up. The summer is shaping up to be another busy one. By the time you read this the round of spring festivals here in Region 9 will be over with and we'll be looking forward to summer. Plenty of fun will have been had this spring though from Billings in the east to Cannon Beach in the west. A big Thank You to all who sponsored events during National Kite Month. Can you believe 680 events?!? That's lot of kite flying. There is a new festival to put on your calendars for this summer. After many years without a festival,

Manzanita on the beautiful Oregon coast has decided to sponsor a festival the weekend of August 10th. My info says that the city will be renting portapotties and has obtained permits so that we can drive on to the beach to load and unload for the festival so two big concerns have been taken care of. If you need more information contact Peter Loop or myself. Also coming in July, the Drachen Foundation and AKA are sponsoring a team rokkaku battle at Waterfront Park in Portland. This battle will be run in conjunction with a Japanese kite artist display that will be at the Portland Art Museum July 7-14. It


REGION 9 ~ INTERMOUNTAIN ID-MT-OR

Rod Thrall
2106 SE 47th Ave
Hillsboro, OR 97123
(503) 681-8348
region9@aka.kite.org
End of term: 2003



is hoped that we can put together at least 10 teams to battle it out. The date is July 13th and the battle will be judged under AKA rules. That means at least three members on each team and three heats will be run. The team with the highest point total will be declared the winner. So dust off that old rok and come on down to do battle. Contact me with any questions.

That's about it for now. The weather is starting to get better and we have two festivals coming up in the next three weeks so it's time to dust off the kites and get out there and have some fun. We're looking forward to spending some good times on a flying field with many of you soon. Fair Winds.



Left: *stairway to heaven?* Center: *mixed media (wood and assorted materials) featuring wind induced movement was animated but not noisy.* Right: *made of wood and steel, interesting and musical with its tenses chords in the steel bows.* Both were among the "wind gardens" displayed at Berck this year. Photos courtesy of Dkites (France).

We have been celebrating National Kite Month with a daily alphabet fly. Each day we designate a letter of the alphabet and you must fly a kite beginning with the letter or come up with a good story why this kite name should begin with the designated letter. It is fun to try and see what your kite bag can come up with for some of the more creative categories.

Summer season is beginning. The one question I'm

asked the most frequently is when is the Washington State International Kite Festival. The answer? The 19th through the 26th of August at Long Beach, Washington. Some of the other kiting highlights of our summer are the Westport Kite Festival on July 12th-14th, the Ocean Shores International Kite Festival on June 1st and 2nd, the Whidbey Island Kite Festival Sept. 21st and 22nd.

The Pierce County Kitefliers put on a great spring fair to get all ready for kite-flying. We have a new group organizing over in Moses Lake in eastern Washington. A tough spot to fly in the summer, there isn't a lot in wind there. I used to fly sailplanes there in the summer and it was always thermals or very still air.

If you aren't going to the Nationals this year, you can still make a donation to the auction. Let's have the

REGION 10 ~ NORTHWEST AK-WA

Mary Bos
141 Damon Road
Hoquiam, WA 98550
(360) 289-4940
region10@aka.kite.org
End of term: 2003



Northwest make a sizeable contribution even if Ocean City, Maryland isn't nearby. I've started to think about what I'm going to make for my donation, now I just

need to take some time from kiteflying to make it. Keep flying and pray for gentle winds.

BlueMoonKites™

828-757-0469

www.bluemoonkites.com



REGION 11 ~ N. CALIFORNIA Monterey County N-NV

Brian Champie

7510 Corrine St.
San Ramon, CA 94583
(925) 829-0683
region11@aka.kite.org
(End of term: 2003)

Holy Cow, it's been busy here in Region 11 with so many kiting events we are having to make choices!

Well worth mention is the new Merced festival, organized by two Northern California kite club members, Jim Streatly and Vince Mcmillion. These two guys hit on the right combination by including the Kiwanis club and the boys and girls club, they had sponsors clamoring to help out! The local bank of Merced donated ten thousand bucks (they actually had two banks that wanted to have their name on the festival!) The local Roto Rooter donated the Portapots, the local rental yard donated all the field gear, a golf course donated two golf carts for the day, and a radio station sent out a PA truck complete with DJ. A sporting goods store donated T-shirts and a local printer printed 'em for free! They had 10 vendors, including a kite store. This was indeed a great start for a new annual festival. Only thing, next year turn down the wind machine! Hats off to these

two who brought kites to a new town — and got em all hooked!


Speaking of fun, at the NCKC Christmas party Nathan Sendan and Arnold Stellema brought 12 paper bags with identical kite building materials in them, the rules were we had to build a kite using only the materials in the bag and add nothing! Six blue and yellow kites showed up at the Lee Toy Memorial Fly on March 22nd. The wind was a bit too strong for a couple of 'em but it was quite a sight to see six totally different kites of the same colors in the sky, best of all my blue and yellow Cross deck won!

Good news, the Bay Area Sport kite League, now in its 7th season, after seeing several years with declining participation is now seeing some new faces! At the last event in Sunnyvale, CA we had three new dual line competitors and one new fighter kite pilot! Yes, BASKL does fighter kite line touch events, with 10 combatants tangling at the last event.

One more thought on the convention in Billings in October last year, it's been said it may be cold or even snow — Heck, I didn't hear anyone complaining about the cold at Kites On Ice, an event quickly becoming the largest and most fun event in the U.S! I say bring your long Johns and let's have as much fun as they do in Madison!

The "No Politics No Whiners Kitemaking Group" were at it again on April 29, sewing away with Darci and Andy Sowers directing us in the fine art of making Circoflexes. These two were so well organized, they even provided printed instructions and tuning tips. Nine 8' circoflexes were born that day, six of them were in the park before the sewing machines cooled off!

The City of San Francisco is spending a boatload of money on a kite festival scheduled for May 5 and 6. The excuse for the party is the grand reopening of Crissy Field Park after a huge three year renovation. Invited are 20 International guests. Scheduled over the two days are banquets, slide presentations, kite displays, antique airplane shows, kite shows, and street parties with live music. The 9,000 ripstop diamond kites they will hand out will bring smiles and kite awareness to thousands!



Left to right: in the weeds at the BASKL raffle tent, complete with a set of Jackite geese, Brian's crown always brings kids outta the woodwork, tails galore and a solitary wasp hex fill the sky with color.

Regional Directors Reports

Wow! What an incredible start to a year. I was in contact with filers, event coordinators, teachers and youth groups to the point where the job that pays for my kite parts took second fiddle for a while. An amazing outpouring of people wanting to know about and do more with kites. Of course, National Kite Month and the Media helped a lot, as well.

February had Steve Bate-man waiting for wind and fellow Fighters down in San Diego County for his Back-To-Back Fighter Weekend. They'll be there next year Steve.

In March, we cruised out to Yucca Valley for the first Annual Family Kite Day at YV High School. Frank Scheckler and Mayor Bill (aka Ben Franklin) treated the Gombergs, The Up Up & Away Kite Club, the Herzogs and me to a great day of teasing wind. Don't worry Frank, based on how your town treated us, WE and the wind will be back next year. We had back-to-back festivals in Tucson and Santa Barbara the next weekend as well.

Hawaii's Volcano awoke and celebrated the 35th

Annual Danu Kite Festival and Sport Kite Competition thanks to Robert Loera with the help of the Hawaii Sport Kite Association. New AKA members Bobbie & Blaine Alconera have launched a new Kite Surfing school. We wish you much success in this endeavor.

Can you say National Kite Month? With the help of all of you, we had more events this year than last. The Spring Break Buggy Blast was held on not just one, but two dry lakes. James & Kendra Warner up at Pismo had Friday fun flies all month long with Roks, deltas, teddy bears and Beetles out on the beach to share with anyone who ventured by. They even set up a display at the Arroyo Grande branch of the SLO County Library with a 180' Dragon, a 14' Balinese Flying Frog, several stunts and fighters. The library was so impressed they called and said they wanted to leave it up an extra month! Ah, OK, SURE!!!

Anthem Days in Phoenix went off without a hitch with the usual delights of candy drops, huge Rok battles and Ron Reich stunt

kite demos. Chris Shultz from New Tech stopped by the Seal Beach Big Kite Fly and then joined us for dinner at the Shore House. Thanks for stopping by Chris! Dan "Wind Wizard" Rubesh and the Ventura County Kite Flyers hosted "Oxnard Takes Flight" at their home base and shared a day of kiting with "Kinko's Kids" and many others from the surrounding area. The kids were treated to free kites from "Kites for Kids" (Thanks Dave!), a great KAP demo by Carl Hanson and a Quadrafoil candy drop from Bill Morris & company where the little monsters scooped up all the goodies to the tune of Edgar Winter's "Frankenstein." Not being done yet, the next Friday had Myles Moran heading up "Redwood Middle School Goes Indoors" in Thousand Oaks. Gliders and indoor kite flying were on tap. Myles regularly takes the time to share kiting with school children. He's even working on locating a place where we can fly indoors on a regular basis...COUNT ME IN! The SCSKL had its annual Belmont Sport Kite Challenge

REGION 12 ~ SOUTHWEST Southern CA-AZ-HI

Glen Rothstein

24408 McBean Pkwy, #113
Valencia, CA 91355
(661) 253-1405
region12@aka.kite.org
End of term: 2003



in Long Beach. Our friends Yvette & Glen stopped by and even joined in the fun during Hot Tricks with Yvette as a very spunky field director and Glen as a pivotal judge. The final heat had the crowd gasping watching "Barbie" Fermin and "Brittany" Thompson going head to head on the sand. Aian Brooks challenged the crowd to win more raffle prizes than he, but he was victorious (as usual). The same day had the Yuma Flyers, Route 66 KC, The Arizona Free Flyers and others from Flagstaff joining in the 3rd annual Springerville Wind Fest. They enjoyed 25-30 mph winds with gusts between 40 and 50. Bruce Lambert ran the fighter kite competition while Dave & Kay flew the Sutton 252 and Bryan Leonard of Tucson braved the indoor winds within "The Dome."

Tina and Doody of Tucson won the China Wolfgang Kite Festival Trip. Can't wait to find out how that was! That Sunday had us in Huntington Beach for the 2nd annual American Lung Association "Free to Breathe Festival." Kites for Kids was there along with Team Too Much Fun and the beautiful designs of Ron and Sandy Gibian.

While standing in the rain at the Santa Barbara Kite Festival, Karen Gustavson and I toyed with the idea of a Central Coast Fighter Kite & Winery tour. We'll keep you posted...BARRELS of details to work out there.

As you take your kites into the sky this summer, keep tension in your lines, not on the field.

Best Wishes & Winds...

Spring has arrived in North America. Once again, it's time to take advantage of the wind and warmer weather (not that winter really stops us)! A big hug and a "thank you" to all who participated in National Kite Month in various ways. Thanks also to those who took a moment to register events or emailed the info to me. With 79 registered events, Region 13 more than doubled last year's efforts:

- Australia 23 !!
- Canada 16
- Ukraine 14
- England 8
- New Zealand . . . 7
- Israel 2
- Turkey 2

and one each in Argentina, France, Germany, Japan, South Africa, Switzerland, and Thailand. Just imagine the number of kite grins that were generated!

Are you planning to do some traveling in the next few months but haven't decided where to go yet? How about the Shirone

giant kite fighting festival in Japan in June, Ostend Beach, Belgium in July, workshops in Beijing, China in August, international festivals at Dieppe, France and Toronto, Canada in September ...

The coming months promise many festivals, scheduled club flies and informal get togethers all over the world ... too many to list here. If you have Internet access, you'll find some of them on the AKA calendar: www.aka.kite.org — scroll down the Table of Contents to "Festivals" and

REGION 13 ~ INTERNATIONAL

Sharon Musto

272 St. George Road
Winnipeg, Manitoba
Canada R2M5E8
(204) 255-6561
region13@aka.kite.org
End of term: 2003



then "Calendar". List your events there! Also consider checking out the calendar of international events listed at www.kitecalendar.tsnet.co.uk. If you don't have Internet access and would like event informa-


tion feel free to get in touch with me by telephone or regular mail and I'll do my best to assist you.

Until next time, I wish you peace, good health, and time to fly...

Kiting


people · places · things

Signs on the sidewalk indicate NO KITES on the beach. Meanwhile, one of the largest kite shows of the year goes on overhead ... the dogs also ignored the sign.



We are on the lookout for offbeat kiting stuff for PPT. Send your best ideas to kiting.ed@aka.kite.org

The winner of our "Alternative Use for a Kite" contest is John Pollock of Billings, MT. John created this amusing piece for an art exhibit in Billings that combines fiberglass horses with artwork. John's work is titled "Kabuki Horse Fly" in a clever play on words. John wins a one-year membership renewal courtesy of *Kiting*.



The AKA really knows how to welcome a new member — at Berck sur Mer, AKA President Gomberg and your faithful *Kiting* editor surprised Doug Irvine of the UK with his copy of the Spring issue, only 48 hours after he joined!



After a hard day of trudging through the sand at a major festival, a soothing foot massage can just make your whole day. Here, Stephanie Heibert and Deb Heid demonstrate the give-and-take that fliers are famed for.

Serious Kites for Serious Kitefliers

www.gombergkites.com

- **BIG LIFTERS**
- FOILS AND FLOWFORMS
- **LINE LAUNDRY**
- TUBES, TAILS & BOUNCERS
- **PETER LYNN KITES**
- GIANT INFLATABLES
- **WINDFEATHER BANNERS**
- FIFTY UNIQUE DESIGNS
- **BIG CODY KITES**
- HISTORICAL REPRODUCTIONS
- **KITE MASTERS GUILD**
- IMPORTED ART KITES



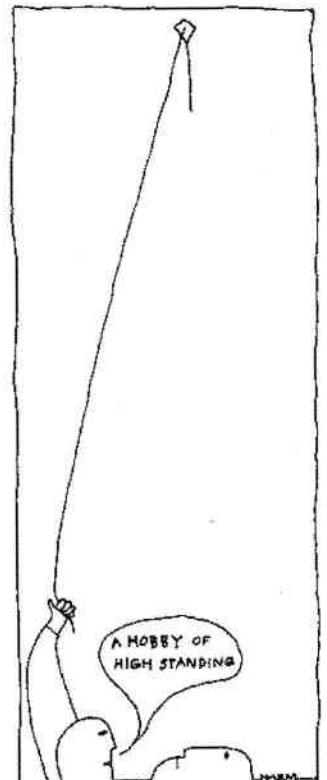
New parafoils that will make you proud!



GOMBERG
KITE PRODUCTIONS
INTERNATIONAL

TEL: 541-996-3083
FAX: 541-994-9692

P.O. BOX 113
NEOTSU, OR 97364
USA





WHY COMPROMISE

Q-Power Line

TRUST YOUR LINES



RIDE ROUGH

Get the
HOTTEST gear
NOW!



**ACTIVE
PEOPLE
SPORTS**

TEL: 613.592.6554 FAX: 613.592.0593
www.ActivePeopleSports.com

VISIT OUR WEB SITE FOR MORE INFORMATION

PSRT STD
U.S. POSTAGE PAID
PORTLAND, OR
PERMIT NO. 1821

*
A
S
I
O

ED ADC 970

1996: G-Force rods, best of show.
1996: APA connector, best of show.
2001: Kite of the year.



Avia sport composites, inc.
We continue to set the standard.
For information please call: 1-828-345-6070
or visit our website at: <http://www.aviasport.net>

