



Multi-Function Printer
DP-MB250
KX-MB2540
KX-MB2510
KX-MB2270
KX-MB2230

Lineup

| Model | DP-MB250 | KX-MB2540 | KX-MB2510 | KX-MB2270 | KX-MB2230 |
|---------------------------------|-------------------------|---------------------|---------------------|-----------|-----------|
| Copy | ✓ | ✓ | ✓ | ✓ | ✓ |
| Print | PCL | ✓ | ✓ | ✓ | ✓ |
| | GDI | ✓ | ✓ | ✓ | ✓ |
| Scan | ✓ | ✓ | ✓ | ✓ | ✓ |
| Fax | ✓ | ✓ | ✓ | ✓ | ✓ |
| Computer Interface | 100Base-TX/10Base-T | ✓ | ✓ | ✓ | ✓ |
| | Wi-Fi (IEEE802.11b/g/n) | — | — | ✓ | — |
| | USB | ✓ | ✓ | ✓ | ✓ |
| USB slot (Host) | ✓ | ✓ | ✓ | — | — |
| Automatic Document Feeder (ADF) | ✓ (Auto-reverse) | ✓ (Auto-reverse) | ✓ (Auto-reverse) | ✓ | ✓ |

Specifications

| Model | DP-MB250 | KX-MB2540 | KX-MB2510 | KX-MB2270 | KX-MB2230 | |
|---|---|---|--|--|--------------|-----|
| General | Printing Process Laser | | | | | |
| | Recording Paper Size (Simplex) Cassette: A4, A5, LTR, LGL, 216 x 330 mm, 216 x 340 mm, B5(JIS/ISO), 16K Multi-purpose tray/Manual tray: A4, A5, A6, LTR, LGL, B6(JIS/ISO), B5(JIS/ISO), 216 x 330 mm, 216 x 340 mm, 16K, Envelope #10/DL/YOUKEI #4/CHOUKEI #3/CHOUKEI #4, Japanese Postcard, Custom (W: 90-216 mm, L: 200-356 mm) | | | | | |
| | Recording Paper Capacity*1 (Standard Cassette: 500 sheets / Multi-purpose tray: 50 sheets / Optional Cassette: 500 sheets) Max: 1050 sheets (Cassette: 500 sheets / Manual tray: 1 sheet) | | | | | |
| | ADF Capacity 50 sheets | | | | | |
| | Document size | Single-sided | A4, A5, A6, LTR, LGL, B6(JIS/ISO), B5(JIS/ISO), 216 x 330 mm, 216 x 340 mm, 16K, Long Paper (W 210-216, L356-600 mm) | | | |
| | | Double-sided | A4, A5, LTR, LGL, B5(JIS/ISO), 216 x 330 mm, 216 x 340 mm, 16K | | | n/a |
| | LCD Display 16 digits / 2 lines (Backlit LCD) | | | | | |
| | Memory Size 64 MB | | | | | |
| | Monthly duty | Average | 5,000 pages | 3,000 pages | 1,500 pages | |
| | | Maximum | 50,000 pages | 30,000 pages | 15,000 pages | |
| | Power Consumption Maximum: Approx. 1000 W, Copy: Approx. 500 W, Ready: Approx. 55W, Sleep: Less than 1 W*2 | | | | | |
| | Noise level | Standby | Less than 26 dBA*3 | | | |
| | | Copying | Less than 56 dBA*3 | | | |
| | Dimensions (W x D x H) 400 x 413 x 400 mm | | | | | |
| | Weight Approx. 16 kg | | | | | |
| Printer | Print Speed | Up to 30 ppm (A4) | | Up to 28 ppm (A4) | | |
| | Duplex Printing | Yes (A4, LTR, LGL, 216 x 330 mm, 216 x 340 mm) | | | | |
| | Duplex Productivity (A4) | 93 % (28 ppm) | | 100% (28 ppm) | | |
| | Print Resolution | Up to 2400 x 600 dpi (Interpolated) | | | | |
| | First Print Time | 8.5 s (from standby) | | | | |
| | Supported OS | Windows® XP, Windows Vista®, Windows® 7, Windows® 8 Windows Server® 2008, Windows Server® 2012, Mac OS X 10.5 - 10.8, Linux®*4 | | | | |
| Copier | Copy Speed*5 | Up to 30 cpm (A4) | | Up to 28 cpm (A4) | | |
| | Copy Resolution | Up to 600 x 600 dpi | | | | |
| | Multi-Copy | 99 pages | | | | |
| | First Copy Time | 9.8 s [ADF] | | | | |
| | Reduction / Enlargement | 25 % - 400 % (1 % step) | | | | |
| Copy Function Quick ID, N-in-1, Separate N-in-1, Poster, Image Repeat, Edge/Margin | | | | | | |
| Scanner | Colour / Mono Scan | Yes / Yes | | | | |
| | Scan Resolution | Up to 600 x 1200 dpi (Optical) / Up to 19200 x 19200 dpi (Interpolated) | | | | |
| | Scan Function | Scan to PC/OCR/Email Address/FTP/SMB/USB | | Scan to PC/Email Address/FTP/SMB | | |
| | Supported OS | Windows® XP, Windows Vista®, Windows® 7, Windows® 8, Mac OS X 10.5 - 10.8, Linux®*4 | | | | |
| Fax | Modem Speed | 33.6 kbps - 2.4 kbps with automatic fallback | | 33.6 kbps - 2.4 kbps with automatic fallback | | |
| | Memory Size*6 | 7.9 MB Reception: Approx. 400 pages Transmission: Approx. 200 pages | | 3.1 MB Reception: Approx. 80 pages Transmission: Approx. 150 pages | | |
| | Address book | 300 | | 100 | | |
| | Fax / Tel Switch | Yes | | Yes | | |
| | Fax to Email | Yes | | Yes | | |
| | Internet Fax | Yes | | No | | |
| | Web Fax Preview | Yes | | Yes | | |

*1 Depending on the type of paper. *2 When only USB interface is connected and LAN is OFF mode. Power consumption in sleep mode depends on machine condition. *3 Sound Pressure Level based on ISO7779 bystander position. It depends on the measuring method. *4 Supported Linux distribution: Red Hat® Enterprise Linux® Desktop 5/6, Ubuntu® 10/11/12/13. Driver is provided via web download. *5 Continuous copy of a single original. *6 Based on the ITU-T No. 1 Test Chart in standard resolution.

Wi-Fi is registered trademark of the Wi-Fi Alliance.
 Windows, Windows Vista and Windows Server are registered trademarks of Microsoft Corporation in the United States and/or other countries.
 Mac and OS X are trademarks of Apple Inc., registered in the U.S. and other countries.
 Linux is the registered trademark of Linus Torvalds in the U.S. and other countries.
 Red Hat and Red Hat Enterprise Linux are registered trademarks or trademarks of Red Hat, Inc. in the United States and/or other countries.
 Ubuntu is a registered trademark or a trademark of Canonical Ltd. in the U.S. and other countries.

Design and specifications are subject to change without notice.



High-speed duplex printing and copying
 with multi-size paper handling capability



Small & Fast

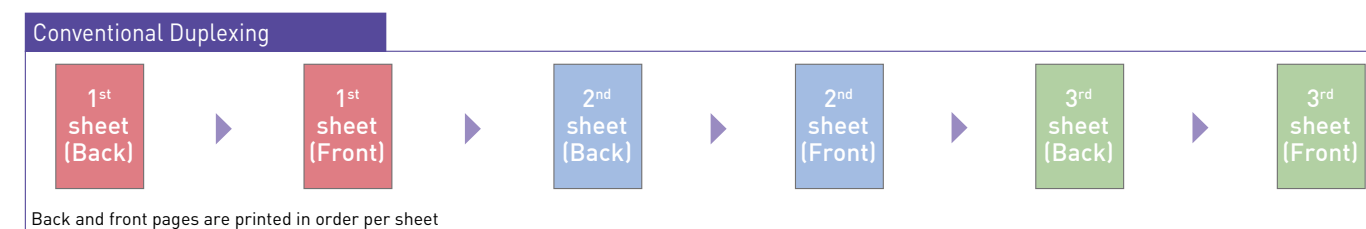
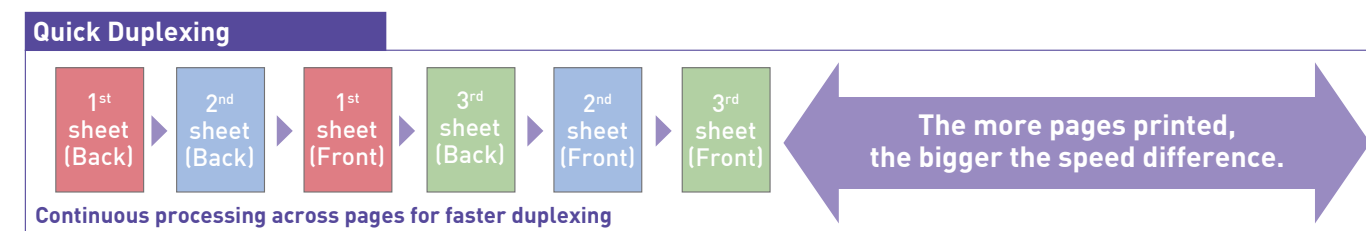
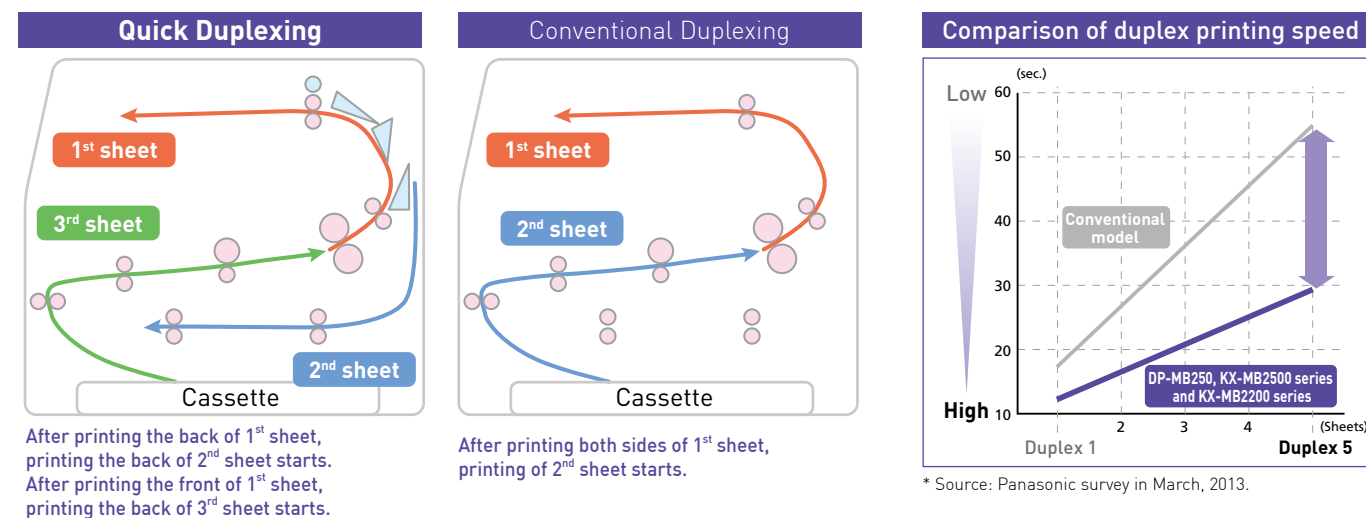
Keeping the concept of 'small and fast' in mind, the DP-MB250, KX-MB2500 series and KX-MB2200 series multi-function printers are designed to fit on your desktop, while delivering the high-speed printing and copying capability you need to boost productivity.



Quick Duplexing

Printing on one side of the page can be wasteful and inefficient. That's why these models feature a duplex printing capability. Conventional A4 size multi-function printers invert the pages one at a time, resulting in slow performance and poor productivity. Panasonic multi-function printers come as standard with quick duplexing, making it possible to print both sides at virtually the same speed* as single-side printing.

* With KX-MB2200 series, duplexing productivity is 100%. With the DP-MB250 and KX-MB2500 series, duplexing productivity is 93%.



A5/A6-size Compatible Automatic Document Feeder

All DP-MB250, KX-MB2500 series and KX-MB2200 series are equipped with a 50-sheet automatic document feeder capable of handling the smaller A5 and A6 formats as well as A4. This capability should prove especially useful in doctors' offices and pharmacies where smaller documents are commonly used. All the models can print onto the smaller A5 and A6 sizes.



| | |
|----------------|---|
| Flatbed | A4/A5/A6/Letter/B5(ISO/JIS)/B6(ISO/JIS)/16K |
| ADF | A4/A5/A6/Letter/Legal/B5(ISO/JIS)/B6(ISO/JIS)/16K/216 x 330 mm/216 x 340 mm |

500-sheet Paper Cassette in Compact Size

Usually compact MFPs designed to be used in small offices or home offices (SOHO) are equipped with a 250-sheet paper cassette, while commercial printing paper is normally supplied in 500-sheet packs. Despite the compact design and slim profile, with a height of just 400 mm, the DP-MB250, KX-MB2500 series and KX-MB2200 series are equipped with large-capacity cassettes capable of holding a full pack of 500 sheets. This means that you can load all 500 sheets at one time and not have to leave open reams of paper lying around your office.



ECO mode

A dedicated ECO button is located on the control panel. When selected, the ECO button enables two energy-saving functions. First, the duration before the printer enters power save mode is set to 1 minute. At the same time the 2-in-1 and duplex copy modes are automatically set while the backlight* is set to OFF, effectively reducing both paper and power consumption.




*Backlight is not available on the KX-MB2270 and KX-MB2230.



High-Durability Compact Business Machine

DP-MB250



Heavy-Duty Design for High-Volume Professional Use

Built to handle the rigorous demands of businesses requiring high volume continuous printing capability, the DP-MB250 features extra tough body construction and machine life of 300,000 pages*. Together with the high yield 8,000-sheet toner cartridge, the DP-MB250 delivers high speed 30 ppm simplex printing with a maximum duty cycle of 50,000 pages, ideal for large businesses where extra high volume printing is required every day.

* Requires maintenance kit.

Monthly print volume Max
50,000
pages

Automatic Double-Side Scanning*

The DP-MB250 is also equipped with an automatic reversing scan function that can automatically scan both sides of the document. This is done using a Reversing Automatic Document Feeder (RADF)*. Besides improving efficiency, this is especially convenient as double-side printing is becoming more common.

* Available on the DP-MB250, KX-MB2540 and KX-MB2510.



PCL Print Language Compatible*

In addition to GDI printing, the Windows compatible DP-MB250 comes as standard with PCL emulation capability. PCL emulation is widely used around the world, making it easy to use the DP-MB250 as an output printer across a network.

* Available on the DP-MB250.

Comprehensive Fax Functions

Pressing the one-touch fax key puts the DP-MB250 into fax mode. A built-in large capacity 7.9 MB memory enables the DP-MB250 to store up to 400 received pages and 200 sending pages. Both G3 fax modem and an internet fax function come standard with the DP-MB250. These allow you to send and receive fax documents via LAN, helping you reduce both time and money.



High-Productivity 30 ppm Business Power

**KX-MB2540
KX-MB2510**



Multi-Size Paper Handling Capability

In addition to standard A4 pages, the KX-MB2500 series can also handle smaller documents including A5 and A6. For added convenience, the multi-purpose tray* can hold up to 50 sheets of various sizes from A4/letter, legal and A5/A6 formats to envelopes and custom size formats for printing and copying.

* Available on the DP-MB250, KX-MB2540 and KX-MB2510. The KX-MB2270 and KX-MB2230 are equipped with a manual tray (1 sheet) for multi-size paper handling.



Layout-Free Compact Design

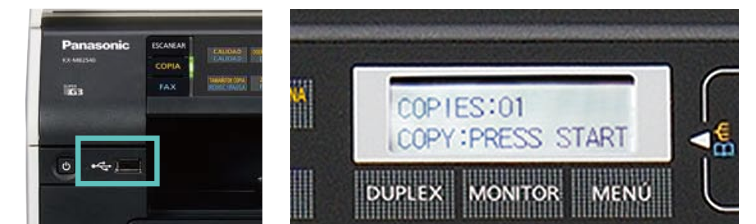
With high speed 30 ppm simplex and 28 ppm duplex printing capability as well as a large 500-sheet paper cassette, the KX-MB2500 series features a remarkably compact cubic design. Now you can install a high-power multi-function printer even on a small desk.



Backlit LCD* & USB slot*

Together with the concentrated control panel, the LCD panel indicates the current function mode and current status. The easy-to-see backlit LCD allows you to easily operate the printer even in the dark. The KX-MB2500 series comes also with a USB slot (Host) that allows you to print documents stored in a USB memory or save scanned data directly to the USB memory.

*Available on DP-MB250, KX-MB2540 and KX-MB2510.





High-Performance Compact Office Power

**KX-MB2270
KX-MB2230**



High-Speed 28 ppm Simplex & Duplex Printing

The KX-MB2200 series boasts high speed printing/copying of up to 28 ppm in both simplex and duplex printing, the highest speed in its class. Thanks to our quick duplexing technology, the KX-MB2200 series increases office productivity while cutting paper consumption by half.

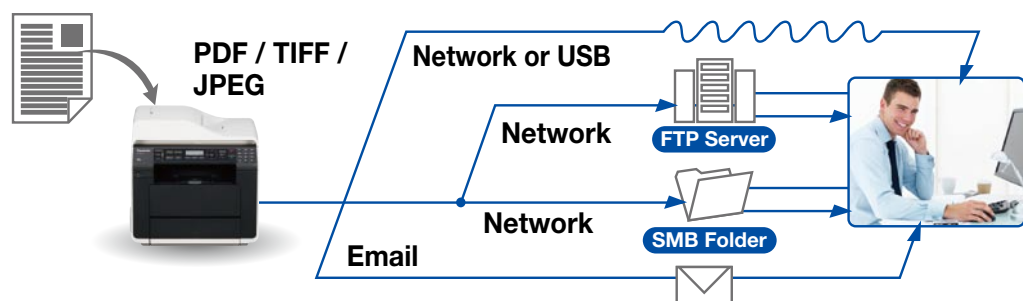
Standard 50-Sheet ADF with A6 Size Scanning

The KX-MB2200 series comes standard with an Automatic Document Feeder (ADF) which can load up to 50 sheets for scanning in small-sized formats such as A5 or A6 in addition to the standard A4 format. An extra manual tray for special use allows you to feed one sheet of any size from A6 format to envelope or postcard.



Colour Scanner & Easy Print Utility

Once the provided PC utility software is installed, you can control the multi-function printer from your desktop. You can scan a multi-page document from the ADF in colour and send the scanned data directly to your PC via your network or USB connection. Convenient printing functions such as N-in-1, poster and image repeat are available from your PC on your desktop.



Standard 10Base-T/100Base-TX Ethernet and Wi-Fi®*

All the models come standard with 10base-T/100base-TX Ethernet network port. This means you can control the printer from any PC on the local area network. The KX-MB2270 is also equipped with a built-in Wi-Fi® wireless network function. The WPS key on the control panel permits you to easily configure a wireless network when a Wi-Fi® router is installed.

* Available on the KX-MB2270.



Other features include:

Low power consumption

If the printer is out of use for 1 minute*, the DP-MB250, KX-MB2500 series and KX-MB2200 series will automatically enter Power Save mode. If the printer is not used for another 5 minutes, it will enter sleep mode and the power consumption drops to less than 1 watt.

*Depends on user setting of power save mode timer.

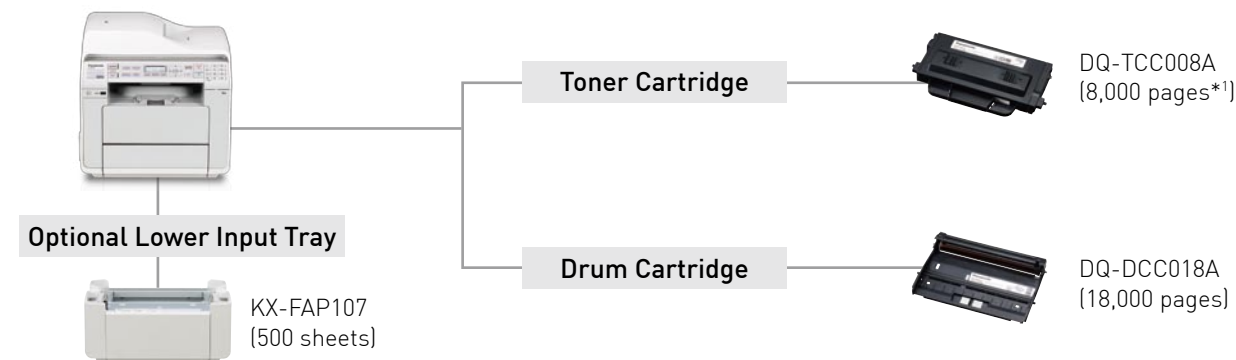
Easy-to-operate control panel

All the operation buttons and soft-touch keys are concentrated on the front control panel in a simplified layout. A slanted panel design allows the user to easily operate the printer whether standing up or sitting down.

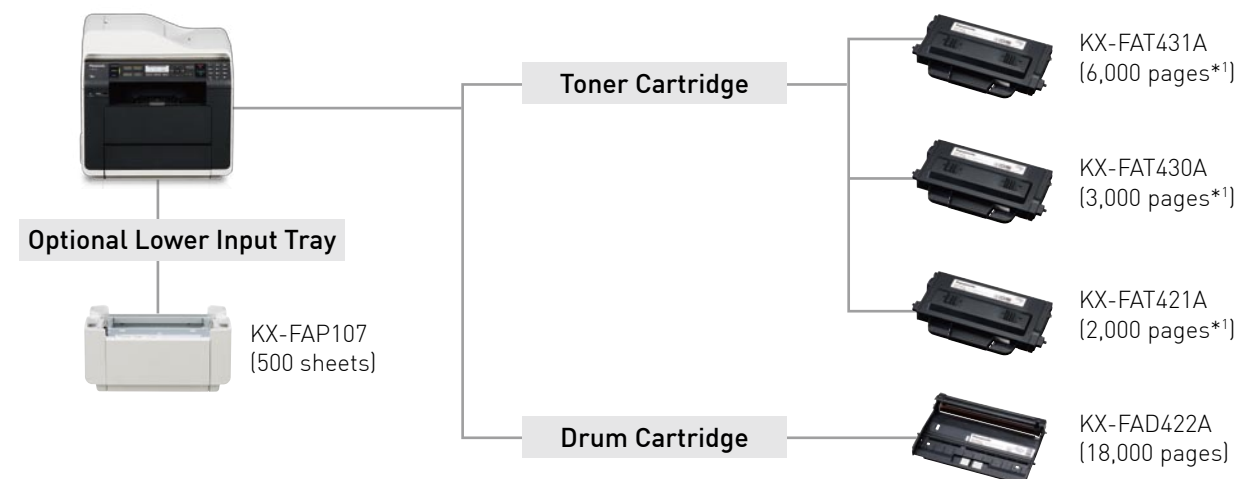


Options/Consumables

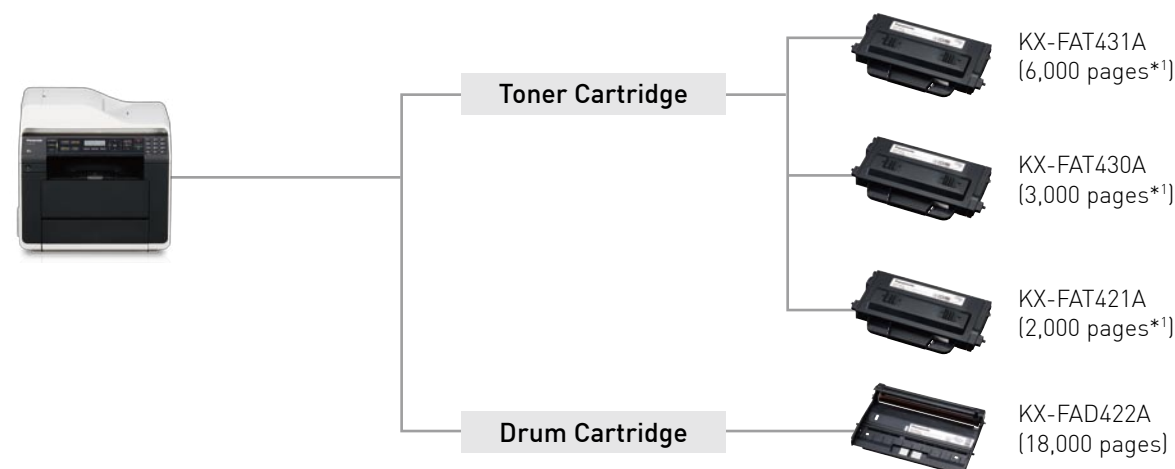
DP-MB250



KX-MB2540 / KX-MB2510



KX-MB2270/KX-MB2230



*1 ISO/IEC 19752 standard.