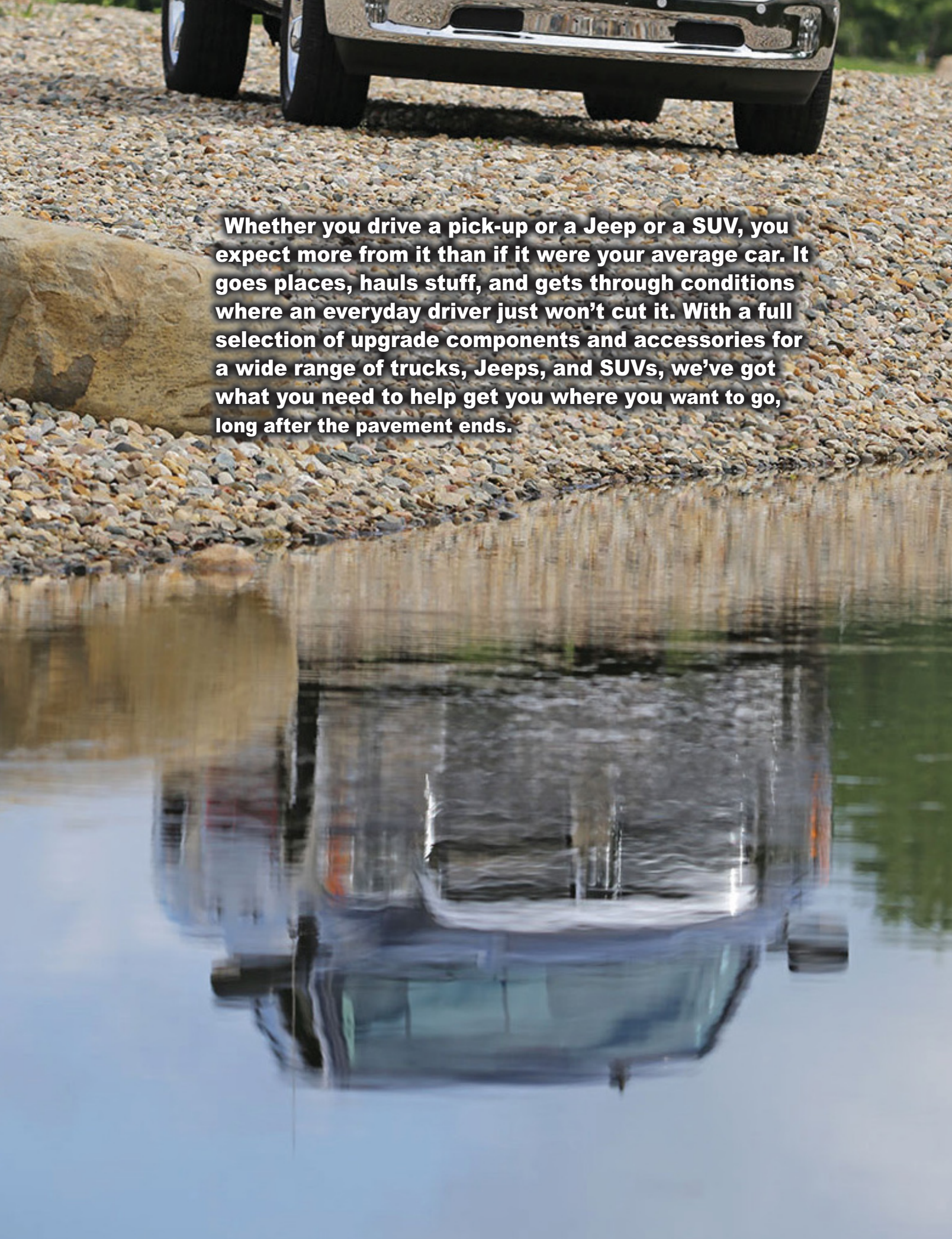




**2019
TRUCK PARTS
AND ACCESSORIES**



**LARGE SELECTION OF
JEEP PARTS INSIDE!**



Whether you drive a pick-up or a Jeep or a SUV, you expect more from it than if it were your average car. It goes places, hauls stuff, and gets through conditions where an everyday driver just won't cut it. With a full selection of upgrade components and accessories for a wide range of trucks, Jeeps, and SUVs, we've got what you need to help get you where you want to go, long after the pavement ends.

VENDOR PAGES

A	Detroit Locker..... 63	M	Rigid..... 171-173
ACCEL..... 3	Dick CEPEK Tire and Wheels..... 64	Mahle..... 117	Rough Country..... 174
Advance Adapters..... 3	DrivenRacing Oil..... 64-65	Magnaflow..... 118-120	Royal Purple..... 175
AEM Induction..... 4-5	Dupli-Color..... 66-67	MSD..... 121-123	Rugged Ridge..... 176-183
Aeromotive..... 5	Dynatech Exhaust Systems..... 67	MGP Caliper Covers..... 123	S
aFe..... 6-9	DynoMax..... 68-70	March..... 123	S-A Design..... 183
Air Lift..... 10-11	E	Mastercraft..... 123-124	Scribner Plastics..... 184
Airaid..... 12	Edelbrock..... 70	Maxima Racing Oils..... 124-125	SCT..... 184
AMP Research..... 13-15	Eibach..... 71	MBRP..... 126-128	Seals-it..... 185
AMALIE..... 16-17	Eaton..... 71	Mickey Thompson..... 129-130	Skyjacker Suspension..... 185-186
ATI Performance Products..... 17	Edge Products..... 72-73	McGard..... 131	Shur Trax..... 186
Autolite..... 18	ENEOS..... 73	Mechman Alternators..... 132-133	Snow Performance..... 186-187
American Racing..... 18	Energy Release..... 74	Mile Marker..... 134-135	Stage 8..... 187
Auburn Gear..... 18	Energy Suspension..... 75	Mobil 1..... 136-137	SSBC..... 188
Auto Meter..... 19-21	Extang Truck Bed Covers..... 76	Mothers..... 138	Spectre Performance..... 188
AVS..... 22-24	F	Motive Gear..... 138-139	Stop Tech..... 188
B	FST Performance..... 76	Motul..... 140	Superchips..... 189-190
B&M..... 25	Fabtech..... 77	N	Stainless Works..... 190
BAER Sport Rotors..... 26	Flex-A-Lite..... 77-78	NGK..... 141	Superwinch..... 191
BD Diesel Performance..... 27-29	Fluidampr..... 78	Northern Radiator..... 141	T
Bassett..... 29	Flowmaster Exhaust..... 79-83	NOCO..... 141-142	Ten Factory..... 191
BAK Truck Bed Covers..... 30	Fox..... 83-84	O	Timbrin SES..... 192
Bedrug..... 31-33	G	Optima..... 143	Thermo Tec..... 192
Belltech Sport Trucks..... 33-34	Gibson..... 84-87	Optima Batteries..... 144	Trans Dapt..... 193
Bilstein..... 34	Gorilla..... 88-89	OMIX-ADA, Inc..... 144-147	Torco..... 193-194
Battery Tender..... 34-36	Grant..... 89	Oracle..... 147-148	Truxedo..... 194-196
Bart Wheels..... 36	Grypmat..... 90	Odyssey Battery..... 149	Tuff Stuff..... 197
Bestop..... 36-38	H	P	Tuflex Strap..... 197
Billet Specialties..... 38-39	Hawk Performance..... 90	Pacer Performance..... 149-150	V
Borgeson..... 39-40	Hedman Hedders..... 91-92	Painless Performance..... 150-151	Valco..... 197
Borla..... 40	Hellwig..... 92-94	Performance Accessories..... 151	Volant Performance..... 197-198
Bushwacker..... 41-43	Hi-Lift Jacks..... 94-95	Permatex..... 153	VHT..... 199
PennGrade Motor Oil..... 43	H3R Performance..... 96	Perma-Cool..... 152-153	W
Bubba Rope..... 44	Holley..... 96-98	PIAA..... 153-155	WARN..... 200-204
Bully Dog..... 45	Husky Liners..... 98-99	Pioneer..... 153	Weather Tech..... 205-206
C	Hypertech..... 99-101	POR 15..... 155	Westin..... 206-210
Centerforce..... 46	HP Books..... 101	Powertrax..... 155	Workshop Hero..... 210
California Car Duster..... 46	J	Powermaster..... 156	Wizards..... 211
Cold Air Inductions..... 46	JET..... 102-103	PowerAid..... 156	X
CARR..... 47-48	JBA..... 103-104	Proforged..... 157-159	XS Power..... 212
CTEK..... 49	K	Proform..... 160	Y
Champion Racing Oil..... 49-50	KC Hilites..... 105-106	Prothane..... 160-161	Yukon..... 213
Clayton Machine Works..... 50	K&N..... 107-110	Pypes..... 161-162	
CORSA Performance Exhausts..... 51	KYB..... 110	R	
Covercraft..... 52-53	Kooks..... 111	Race Ramps..... 162-163	
Cyclo..... 53	L	Racing Power Company..... 163	
D	Liquid Glow..... 111	Rancho..... 164	
Dee Zee..... 54-55	Lokar..... 112	Ratech..... 165	
Derale Performance..... 56-58	Longacre..... 112	Ready Lift Suspensions..... 166	
DEI Design Engineering..... 58-59	Lucas Oil..... 113-115	Red Line Oil..... 167	
Daystar..... 59-61	Lund..... 115-117	Reese..... 167-169	
Diablosport..... 61-62		Richmond..... 169-170	




Small Block Chevrolet V8 Into GM S-10 And S-15 4WD Motor Mounts ADV713123



Made to be used with original GM V6 frame mounts (four-cylinder trucks must use V6 frame mount) kit will mount engines in 1982-04 S-10/S15 4WD, but if manual transmission is used, it must be 1984 and newer T-4 or T-5. Turbo 350, 400, and 700R-4 automatics must have V8 block pattern bellhousings. Turbo 400 must be adapted to stock transfer case. A new computer PROM may be needed, or stock one may need modification. Oil pan will depend upon year and dipstick location and a remote oil filter must be used.

GM 4.3 V6 And Small Block Chevrolet V8 Into GM S-10 And S-15 2WD Motor Mounts



The swap is tougher than it looks, but these completely adjustable mounts make it easier. Turbo 350, 400, and 700R-4 automatics or T-4, T-5 manual transmissions may be used. A T-4 or T-5 with hydraulic clutch requires an 1989 Chevy truck bellhousing kit with built-in slave cylinder (ADV712457). Most S-Series trucks are computer-controlled, so PROM may need modification or replacement. Driveshaft may need modification and oil pan used will depend upon dipstick location.

Part No.	Application
ADV713111	Chevy V8 To 2.8L Stock Frame Mounts
ADV713123	Chevy V8 To Stock 4.3 V6 Motor Mounts



Ignition Coil - Supercoil

Accel supercoils feature advanced bobbin technology, highly specialized silicone magnetic steel cores with Optimized windings, proper resistance, and engineered turn ratios that deliver a high-performance, quality coil. Specialized high-temperature epoxy resists shock and vibration while increasing thermal conductivity. These are direct high-performance replacements for OEM coils.

Part No.	Application	Description
Ford		
ACL140032-8	1999-2008 Ford F-150 2 Valve Modular Engine - 4.6L V8 1999-03 Ford F-150 2 Valve Modular Engine 5.4L V8	8-Pack Yellow
ACL140032	1999-2008 Ford F-150 2 Valve Modular Engine - 4.6L V8 1999-03 Ford F-150 2 Valve Modular Engine 5.4L V8	Single Yellow
ACL140033-8*	2005-08 Ford F-150 3 Valve Modular Engine - 4.6L/5.4L V8	8-Pack Yellow
ACL140033*	2005-08 Ford F-150 3 Valve Modular Engine - 5.4L/5.4L V8	Single Yellow
ACL140646-6	2011-2016 Ford F-150 - 3.5L-3 Pin V8 2011-2014 Ford F-150 - 3.7L V8	6-Pack Yellow
ACL140646	2011-2016 Ford F-150 - 3.5L-3 Pin V8 2011-2014 Ford F-150 - 3.7L V8	Single Yellow
ACL140646K-6	2011-2016 Ford F-150 -3.5L-3 Pin V8 2011-2014 Ford F-150 - 3.7L V8	6-Pack Black
ACL140646K	2011-2016 Ford F-150 - 3.5L-3 Pin V8 2011-2014 Ford F-150 - 3.7L V8	Single Black
ACL140646B-6	2011-2016 Ford F-150 -3.5L-3 Pin V8 2011-2014 Ford F-150 - 3.7L V8	6-Pack Blue
ACL140646B	2011-2016 Ford F-150 - 3.5L-3 Pin V8 2011-2014 Ford F-150 - 3.7L V8	Single Blue
Dodge		
ACL140648-6	2011-2016 Mopar 3.6L V8	6-Pack
ACL140648	2011-2016 Mopar 3.6L V8	Single

* Longer brown boot on coil 4.5" 8L3E marked on top of OEM coil

U-Groove Spark Plugs

The U-Groove is the only spark plug that is specifically manufactured for high-performance and racing engines. It features the patented U-Groove ground electrode which develops a larger spark for more complete combustion, and a copper core center electrode.

Call for applications.



Air Intakes

Air is drawn from the safest, and coolest locations and, thanks to resonance tuning by AEM engineers, is directly routed to the intake manifolds to create more horsepower and torque. A powder-coated heat shield shrouds the filter from engine heat and road dirt. The kit includes a dry filter element and hardware, and is covered by a lifetime guarantee. Kits come in a polished tube or silver tube. Please add "P" for polished or "C" for silver to part number.



AEM21-8000D

Model	Year	Engines	Part No.
Cadillac			
Escalade	2002-06	5.3L, 6.0L	AEM21-8000D
Escalade ESV	2002-06	6.0L	AEM21-8000D
Escalade EXT	2002-06	6.0L	AEM21-8000D
Chevy			
Avalanche	2000-06	5.3L	AEM21-8000D
Silverado 1500	2014-18	5.3L, 6.2L	AEM21-8031DC
Silverado "SS" 1500 Classic	2007	6.0L	AEM21-8000D
Silverado 1500 & 2500	2000-06	4.8L, 5.3L	AEM21-8000D
Silverado 1500HD & 2500HD	2000-06	6.0L	AEM21-8000D
Silverado 1500HD & 2500HD Classic	2007	4.8L, 5.3L, 6.0L	AEM21-8000D
Silverado 2500 Classic	2007	6.0L	AEM21-8000D
Silverado 3500 Classic	2007	6.0L	AEM21-8000D
Suburban	2000-06	4.8L, 5.3L, 6.0L	AEM21-8000D
Suburban	2015-19	5.3L	AEM21-8033DC
Tahoe	2000-06	4.8L, 5.3L, 6.0L	AEM21-8000D
Tahoe	2015-19	5.3L	AEM21-8033DC
Ford			
"F" Series Super Duty Diesel	2003-06	6.0L Power Stroke	AEM21-8104D
Excursion Diesel	2003-06	6.0L Power Stroke	AEM21-8104D
F150	2015-19	5.0L	AEM21-8129DC
GMC			
Sierra 1500	2014-18	5.3L, 6.2L	AEM21-8032DS
Sierra 1500 & 2500	2000-06	4.8L, 5.3L	AEM21-8000D
Sierra 1500HD & 2500HD	2000-06	6.0L	AEM21-8000D
Sierra 1500HD/2500HD/3500HD Classic	2007	6.0L	AEM21-8000D
Sierra 2500 Classic	2007	6.0L	AEM21-8000D
Yukon	2000-06	4.8L, 5.3L, 6.0L	AEM21-8000D

Notes: Add "C" for Silver or "P" for Polished after part number to indicate desire finish. DS is rotomolded tube

Universal DryFlow Air Filters

Part No.	Description
AEM21-201DK	2.50" Inlet, 5" Element
AEM21-202DK	2.75" Inlet, 5" Element
AEM21-203DK	3.00" Inlet, 5" Element
AEM21-2110DK	3.25" Inlet, 5.25" Element
AEM21-204DK	3.50" Inlet, 5" Element
AEM21-2047DK	3.50" Inlet, 7" Element
AEM21-2049DK	3.50" Inlet, 9" Element
AEM21-2057DK	4.00" Inlet, 7" Element
AEM21-2059DK	4.00" Inlet, 9" Element
AEM21-206DK	4.50" Inlet, 5.125" Element
AEM21-209EDK	6.00" Inlet, 5" Element
AEM21-2100DK	6.00" Inlet, 8.125" Element



Dryflow Air Filter Cleaner

KNE99-0624

When used properly and at regularly scheduled intervals, K&N Air Filter cleaner will ensure that your AEM filter element lasts for the life of your vehicle. Developed specifically for AEM filter elements. Environmentally friendly. Complete instructions included. 32-oz. spray bottle.



Digital Gauges With Interchangeable Faces and Bezels

Easy to read, gauges include interchangeable black and silver bezels for up to 12 different combinations. Seven selectable backlighting options match most popular factory gauges.



Part No.	Description
AEM30-4401	Digital Gauge, 1-100 PSI Oil/Fuel Pressure
AEM30-4402	Digital Gauge, 100°-300° Oil/Trans/Water Temperature
AEM30-4407	Digital Gauge, 0-150 PSI Oil Pressure
AEM30-4408	Digital Gauge, 30-50 PSI Boost

Factory Replacement DryFlow Air Filters

These washable synthetic dry air filters are designed to increase horsepower and throttle response. The oil-free construction allows for easy cleaning, excellent filtration and street vehicle applications carry a lifetime warranty. Manufactured in the USA.



Model	Year	Engines	Part No.
Chevy			
Colorado	2004-07	2.8L, 3.5L	—
Colorado	2007	2.9L, 3.7L	AEMAE-07073
Silverado 1500	1999-18	4.3L, 4.8L, 5.3L, 6.2L	AEM28-20129
Silverado 2500HD	1999-18	6.0L, 6.2L	AEM28-20129
Suburban	1999-18	5.3L, 6.0L	AEM28-20129
Tahoe	1999-18	5.3L	AEM28-20129
Dodge			
Ram	2004-12	3.7L	AEM28-20247
Ram	2004-13	4.7L	AEM28-20247
Ford			
Expedition	2007-15	5.4L	AEM28-20385
Expedition	2015-18	3.5L V6	AEM28-20385
F150	2009-11	4.6L, 5.4L	AEM28-20385
F150	2011-14	3.7L	AEM28-20385
F150	2011-18	3.5L	AEM28-20385
F150	2011-14	6.2L	AEM28-20385
F150	2011-18	5.0L	AEM28-20385
F150	2015-18	2.7L	AEM28-20385
F250	2008-10	5.4L	AEM28-20385
F250	2008-15	6.8L	AEM28-20385
F250	2011-16	6.2L, V8	AEM28-20385
GMC			
Canyon	2004-07	2.8L, 3.5L	AEMAE-07073
Canyon	2007	2.9L, 3.7L	AEMAE-07073
Sierra 1500	1999-18	4.8L, 5.3L	AEM28-20129
Sierra 1500	1999-18	6.2L	AEM28-20129
Sierra 2500HD	1999-18	6.0L, 6.2L	AEM28-20129
Yukon	1999-18	5.3L	AEM28-20129
Yukon XL	1999-14	5.3L, 6.2L	AEM28-20129
Yukon Denali	1999-15	6.2L	AEM28-20129
Jep			
Wrangler JK	2007-18	3.6L, V6 F/I	AEM28-20364
Hummer			
H3	2005-07	3.5L	AEMAE-07073
H3	2007	3.7L	AEMAE-07073



PERFORMANCE ELECTRONICS

Gauge-Type Wideband UEGO Controller AEM30-4110

Monitor and control AFR through one unit! Controller accurately monitors Air/Fuel ratios (AFR) during the tuning process to prevent a lean fuel mixture that could lead to engine damage. This unit combines a single-channel wideband UEGO controller and gauge display into one unit for unsurpassed AFR accuracy and control with an easy-to-read interface. Controller has a digital LED display and sweeping LED "needle" that changes colors as AFR changes from rich to lean.



Features:

- Ideal AFR monitoring tool for EFI and carbureted engines and engine dynamometers
- Does not oscillate AFR reading like narrow band sensors
- No laptop required for monitoring!

Water/Methanol Injection 1 Gallon Water/Methanol Injection Kit AEM30-3300

Add up to 20-25% more horsepower. Kit injects a mixture of water/methanol into the intake tract of a forced induction engine, allowing added boost and ignition timing. Kit includes one gallon tank with built-in low level switch, boost reference progressive controller, 200 PSI recirculation pump, LED dash light, 20' of injection tubing, one injector, and three nozzles to cover a wide range of horsepower levels.



5 Gallon Water/Methanol Injection Kit AEM30-3301

Reduce inlet air temperatures to run more boost. Kit is universal fit.

Features:

- Universal kit with everything needed for installation
- Boost safe, lets you retard the timing or reduce boost if the system runs out of fluid or detects an error.
- Progressive, controller-driven 150 PSI pump provides boost-dependent variable flow
- Five-gallon tank with integral fluid level sensor
- Dash light for system status and low fluid warning
- Three jets to match your power requirements



Water/Methanol Injection Filter AEM30-3003

Inline filter uses a micron mesh screen to filter out particles as small as 40 microns, protecting internal engine components and the working components of the water/methanol injection pump. Polypropylene housed unit is fully serviceable and is compatible with virtually any water/methanol injection system currently available.



No-Weld O2 Sensor Mount

When the need arises for an O2 sensor mount and welding is not an option, AEM's no-weld mount is the perfect solution. Drill a hole in the exhaust pipe, install the gasket and bolt on the clamp. The system is now ready for an O2 sensor. Mounts are available for 2.25" to 3.0" pipe diameters.



Part No.	Description
AEM30-2355-250	2.25"-2.50" Pipe Diameter Sensor Mount
AEM30-2355-300	2.75"-3.00" Pipe Diameter Sensor Mount

Tru-Boost Gauge-Type Controller AEM30-4350



The first easy-to-use electronic boost controller! Unit combines the simplicity of a manual boost controller with the added ease of adjusting boost levels through a gauge interface. There is no external interface required for set up, and it is fully functional right out of the box. If you want more boost, press the button on the right of the gauge face. For less boost, press the button on the left side of the unit. It's that simple!



340 Stealth Fuel Pump

The 340 Stealth pump is a high-performance replacement for OEM, in-tank electric fuel pumps. It boasts a flow rate approximately 30% higher than stock units and works with stock wiring and mounting provisions. Fits most vehicles where a Walbro 255 is used.



Part No.	Description
Ford	
AFS11542	F150 1997-2004
Jeep	
AFS11542	Wrangler 1991-2004
	Cherokee 1997-2001
	Grand Cherokee 1997-1998



Momentum HD Intake System

Momentum HD air intake system features a one-piece sealed housing with a massive 1000 CFM Pro 10R, 10-layer cotton media performance air filter. The Pro 10R provides radial air flow for a smooth intake charge. Two unique features are the auxiliary air scoop, which ensures the coldest air intake charge during hot conditions and a urethane plug to seal it in cold weather conditions. On the top of the housing, a large built-in sight window is used to monitor the filter condition. Premium stainless steel T-bolt clamps and a 2-ply reinforced silicone hump coupler at the turbo adds strength and durability.



Part No.	Description
AFE50-74006-1	2011-15 GM 2500HD-3500 Duramax 6.6L Diesel

Magnum Force Pro Dry S Stage 2 Si Intake System

Produces additional horsepower and torque, and outflows the factory intake up to 110%. Fully enclosed in a heat-shielding molded plastic housing. Features the Pro Dry S washable/reusable conical air filter, an auxiliary inlet duct for better airflow, and a brushed aluminum cover that provides access to the filter. The heat-insulating molded plastic tube increases volumetric efficiency for maximum performance. Includes premium stainless steel clamps and 2-ply reinforced silicone hump couplers for strength and durability.



Part No.	Description
Chevy/GMC	
AFE51-81752	2009-13 Chevy/GMC 1500 4.8/5.3L
Toyota	
AFE51-81172	2007-19 Toyota Tundra 5.7L

Momentum GT Pro Dry S Stage 2 Intake System

This one-piece sealed housing with a tire tread designed top is the latest generation of air intakes from AFE Power. The massive air filter and premium stainless steel T-bolt style clamps along with a 2-ply reinforced silicone coupler provide for a secure installation. Tests have shown a 46% air flow increase, 11 additional horsepower, and 12 more ft.-lbs. of torque over the factory air intake system.



Part No.	Description
Jeep	
AFE51-76203	2007-11 Jeep Wrangler JK 3.8L V6

Magnum Force Pro Dry S Stage 2 Intake System

The Magnum Force Pro Dry S Stage 2 air intake system produces additional horsepower and torque, and outflows the factory intake up to 110%. The intake system features an enclosure made of durable 16-gauge steel, powder coat heat shield and Pro Dry S washable/reusable conical air filter. The heat-insulating molded plastic tube increases volumetric efficiency for maximum performance. Includes premium stainless steel clamps and 2-ply reinforced silicone hump coupler for strength and durability. The one-piece heat shield requires little or no assembly.



Part No.	Description
Dodge	
AFE51-11342-1	2003-09 Dodge Ram 2500-3500 5.9L/6.7L Diesel
AFE51-31342-1	2007.5-12 Dodge Ram 2500-3500 6.7L Diesel
Ford	
AFE51-12192	2012-14 Ford F150 3.5L EcoBoost

Momentum HD Pro Dry S Cold Air Intake System

This cold air kit features a unique one-piece sealed housing with auxiliary air scoop and built-in sight plug for easy filter inspection. The massive 360°, 1000 CFM dry, 3-layer, radial flow filter operates at 99.2% cumulative efficiency. Momentum XD air intake kits are designed with fewer parts for easy installation and include all necessary premium hardware.



Part No.	Description
Dodge	
AFE51-72005	2013-18 Ram Diesel Trucks 6.7L
GM	
AFE51-74008	2017-18 V8-6.6L
Ford	
AFE51-73006	2017-19 Ford 6.7L

Momentum HD Pro 10R

The Momentum HD intake is designed around a massive 1,000 CFM performance 360-degree radial flow air filter that provides 99.59% efficiency. A custom CAD designed rotomolded housing made from heat soak resistant material eliminates the use of multiple components and ensures the coolest air intake charge available. Large, clear sight window allows for filter inspection without removal.



Part No.	Description
GM	
AFE50-74008	2017-19 GM Diesel Trucks V8-6.6L

Magnum Force PRO 5R Stage 2 Intake System Kits

The PRO 5R Stage 2 intake system maximizes airflow into the engine, increasing horsepower and torque right out of the box. Features a 16-gauge powder coated heat shield air box with a removable top housing containing the extra-large PRO 5R conical high-flow washable/cleanable filter. Some units include a battery relocation tray if needed to allow room for the PRO 5R filter. The heat-insulating molded plastic intake tube increases volumetric efficiency for maximum performance.



Part No.	Description
Chevy/GM Pickup 1500	
AFE54-12332	2015-19 Chevy/GM Pickup 1500 5.3L/6.2L
Ford	
AFE54-10062	1999-03 Ford F250-F550 Super Duty 7.3L Diesel
AFE54-11872-1	2011-16 Ford F-250/F-350, 6.7L Diesel
AFE54-12192	2012-14 Ford F150 3.5L EcoBoost, Equal Length IntakeTubes
AFE54-32112-B	2012-14 Ford F-150 V6 3.5L Twin Turbo
AFE54-32642-1B	2015-16 Ford F-150 V6 3.5L
AFE54-32972-B	2017-19 Ford F150 V6-3.5L
Jeep	
AFE54-13002-B	2018-19 Jeep Wrangler (JL) V6-3.6L



Magnum Force PRO-Guard 7 Stage 2 Intake System Kits

The Pro-Guard 7 Stage 2 intake system maximizes air flow into the engine, increasing horsepower and torque right out of the box. System features an air box with a removable top housing containing the extra-large PRO Guard 7 conical high-flow cleanable filter. Some units include a battery relocation tray to allow room for the PRO Guard 7 filter. Heat-insulating, molded intake tube increases volumetric efficiency for maximum performance. AFE75-8XXX2 numbers have a sealed air box.



AFE75-11342-1

Part No.	Description
Dodge	
AFE75-11342-1	2003-09 Dodge Ram 2500-3500 5.9L/6.7L Diesel
Ford	
AFE75-11872-1	2011-16 Ford F250/F350 6.7L Diesel, Sealed Air Box

Quantum Cold Air Intake Systems

Quantum direct-fit intake systems utilize factory mounting points and do not require any cutting or modifications to install. The unique integrated filter-to-intake combination along with a dyno-tuned CAD-designed intake tube achieve optimum air flow and heat soak resistance.



Available with either dry or oiled 360-degree radial flow air filter, producing over 50% more air flow than stock, in certain applications. Each kit contains all necessary clamps, couplings, and hardware needed for installation.

Integrated Filter-Housing Interface

Quantum uses an integrated filter-to-housing design by attaching both components with 4 captive screws to ensure a secure, quick, and easy install. Quantum's one-piece housing features a unique 5-rib industrial-grade look and aFe quality recognition. Some applications feature over-sized air inlets for maximum airflow.



360° Radial-Flow Air Filter

Quantum air filters are specifically designed for Quantum Series intake systems with injection-molded base and top for lighter weight and improved rigidity. The filter base also features a 3-angle velocity stack for smooth, even air flow, and securely fastens to the housing.



Part No.	Description	Fuel	Media
Dodge			
AFE53-10002D	2013-18 Cummins 6.7L	Diesel	Dry PDS
AFE53-10002R	2013-18 Cummins 6.7L	Diesel	Oiled PSR
AFE53-10001D	1994-02 Cummins 5.9L	Diesel	Dry PDS
AFE53-10001R	1994-02 Cummins 5.9L	Diesel	Oiled PSR
Ford			
AFE53-10004D	2017-19 Power Stroke 6.7L	Diesel	Dry PDS
AFE53-10004R	2017-19 Power Stroke 6.7L	Diesel	Oiled PSR
AFE53-10003D	2011-16 Power Stroke 6.7L	Diesel	Dry PDS
AFE53-10003R	2011-16 Power Stroke 6.7L	Diesel	Oiled PSR
AFE53-10008D	2015-19 Power Stroke 2.7L/3.5L	Gas	Dry PDS
AFE53-10008R	2015-19 Power Stroke 2.7L/3.5L	Gas	Oiled PSR
GM/Chevy			
AFE53-10007D	2017-19 Duramax 6.6L	Diesel	Dry PDS
AFE53-10007R	2017-19 Duramax 6.6L	Diesel	Oiled PSR
AFE53-10006D	2011-16 Duramax 6.6L	Diesel	Dry PDS
AFE53-10006R	2011-16 Duramax 6.6L	Diesel	Oiled PSR
AFE53-10005D	2008-10 Duramax 6.6L	Diesel	Dry PDS
AFE53-10005R	2008-10 Duramax 6.6L	Diesel	Oiled PSR

Power Restore Kit AFE90-50001

Cleans and restores aFe filters. Re-oiling is recommended every 20-30,000 miles. Kit includes spray bottle of cleaner and an aerosol spray aFe blue oil.



BladeRunner Intake Manifold

The BladeRunner intake manifold is cast from A356-T6 aluminum and offers a unique MDV (Multiple Directional Vane) technology that maximizes air flow. Manifold features 5 ports for nitrous injection and other engine monitoring devices. During dyno testing, the BladeRunner intake manifold out-flowed the factory intake by 32.9%, producing an additional 17 HP and 50 lbs/ft torque at 1,975 RPM.



Part No.	Description
AFE46-10021	1998.5-02 Dodge Ram 2500-3500 5.9L Diesel

BladeRunner Intercoolers Kits

The Bladerunner intercoolers utilizes a 3" bar and plate design. End tanks are constructed out of 3/16" TIG welded aluminum plate. Multi-directional vanes efficiently direct airflow through the entire core for maximum cooling. Features four 1/8"NPT ports and includes premium stainless steel clamps as well as 2-ply reinforced silicone hump couplers for strength and durability.



Part No.	Description
Ford	
AFE46-20121-1	2011-14 Ford F-150 V6 3.5L (tt)
AFE46-20161	2013-14 Ford F-150 V6 3.5L (tt)
AFE46-20201	2015-16 Ford F-150 V6 2.7L/3.5L (tt) EcoBoost
GM	
AFE46-20111	2011-15 GM Diesel Trucks V8 6.6L (tt) LML

BladeRunner Intercooler Tube Upgrades

Large diameter, smooth 3" to 3-1/2" CNC mandrel bent tubing increases air flow, providing an additional 12-16 HP and up to 49 ft/lbs. torque. Includes premium stainless steel clamps and 2-ply reinforced silicone hump couplers for strength and durability. Black powder coat finish.



Part No.	Description
Ford	
AFE46-20129-1	2011-14 Ford F150 V6 3.5L (tt) 3-1/2" to 3" Cold Side
AFE46-20128	2011-14 Ford F150 EcoBoost V6 3.5L (tt) 3-1/2" to 3" Hot Side
GM	
AFE46-20264-B	2016-19 GM Colorado/Canyon 2.8L Turbo Diesel Hot and Cold Side
AFE46-20118	2011-17 GM Diesel Trucks V8 6.6L (td) 3" Cold Side
AFE46-20119	2011-16 GM Diesel Trucks V8 6.6L (td) 3" Hot Side



Pro GUARD D2 Synthetic Gear Oil AFE90-20001

aFe Power's Pro Guard D2 synthetic limited slip oil is competition proven and utilizes next-generation synthetic oil technology to provide consistent limited slip differential performance, no matter what type of vehicle you drive. Ideal for both clutch type and torsion type differentials. 75W-90 comes in One-Quart Bottles.



Pro-Series Cast Aluminum Differential Covers

Differential covers are made from A380-T6 die cast aluminum. Cover has reinforced ribs for maximum strength and styling. Comes complete with an O-ring leak-free seal, oil sight level glass, and a deep-reach magnetic dip stick for routine maintenance checks.



Part No.	Finish	Application
AFE46-70010	Raw	2003-14 Dodge 2500/3500 L6 5.9/6.7 Rear 2001-07 GM Gas V8 8.1L Rear 2001-13 GM 6.6L Diesel Rear
AFE46-71030R	Raw	2018-19 Jeep Wrangler (JL)(Dana M210) Front
AFE46-71030B	Black	2018-19 Jeep Wrangler (JL)(Dana M210) Rear
AFE46-71000A	Raw	2018-19 Jeep Wrangler (JL)(Dana M220) Rear
AFE46-71000B	Black	2018-19 Jeep Wrangler (JL)(Dana M220) Rear
AFE46-71010A	Raw	2018-19 Jeep Wrangler (JL)(Dana M186) Front
AFE46-71010B	Black	2018-19 Jeep Wrangler (JL)(Dana M186) Front

Pro GUARD D2 Oil Fluid Filter

The heavy-duty steel canister and spring assembly feature a 3/8" nut/ratchet drive and 1" square boss for easy removal in addition to a built-in seal for leak-free operation. The increased flow rate and added filtration fulfill the demands of today's modern diesel engines.



Part No.	Description
AFE44-LF004	1994-03 Ford 7.3L Diesel


2004-07 Ford 6.0L EGR Cooler Square AFE46-90073

aFe Power is proud to introduce a square-body direct replacement EGR cooler for 2004-07 V8-6.0L (td) Ford powerstroke trucks. This EGR cooler is a 100% new unit, not remanufactured. The cooler utilizes larger than OE diameter tubes with a thicker wall to reduce clogging, extend life, and resist failure. The unit is TIG-welded and pressure tested at the factory.



MACH Force XP Stainless Steel Exhaust System

The MACH Force XP is built from 409 stainless steel tubing with CNC-mandrel bends for maximum power and lower EGT's. Features factory barbed hangers and OE-style band clamps that provide a leak-free installation. Free-flowing 24" long muffler produces a big powerful sound. A polished stainless steel, slash-cut, rolled bolt-on tip is included for a detailed look.



Part No.	Description
Dodge	
AFE49-42009-1	2007.5-12 Dodge Ram 2500-3500 6.7L, 4" Turbo Back
AFE49-42030-P	2007.5-12 Dodge Ram 2500-3500 6.7L, 5" Turbo Back Polished Tip
GM	
AFE49-44021	2007-10 GM Diesel Trucks 6.6L

Rebel Series

aFe Power introduces an all-new Rebel Series dual exhaust system. The tips come with unique laser-etched aFe Power logos on the side and are constructed from stainless steel for durability. The exhaust system is constructed from mandrel-bent stainless steel tubing for maximum flow and increased horsepower and torque in testing.



Part No.	Description
GM	
AFE49-44070-P	2009-16 GM Silverado/Sierra 1500 V6 4.3L and V8 4.8L 5.3L Reg Cab Short Bed Polished Tips Exits In Front Of Rear Tire Passenger Side
Jeep	
AFE49-38066-B	2018-19 Jeep Wrangler (JL) Cat Back V6-3.6L (4 Door) Black Tip Dual Rear Exit Out Rear
AFE49-38066-P	2018-19 Jeep Wrangler (JL) Cat Back V6-3.6L (4 Door) Polished Tip Dual Rear Exit Out Rear
AFE49-48067-B	2018-19 Jeep Wrangler (JL) Axle Back V6-3.6L (4 Door) Black Tip Dual Rear Exit Out Rear
AFE49-48067-P	2018-19 Jeep Wrangler (JL) Axle Back V6-3.6L (4 Door) Polished Tip Dual Rear Exit Out Rear
AFE49-48066-P	2018-19 Jeep Wrangler (JL) 409 Stainless Cat Back V6-3.6L (4 Door) Polished Tip Dual Rear Exit Out Rear
AFE49-48066-B	2018-19 Jeep Wrangler (JL) 409 Stainless Cat Back V6-3.6L (4 Door) Black Tip Dual Rear Exit Out Rear

2011-14 Ford F-150 EcoBoost 3.5L V6 Cat-Back Exhaust System Kits

The Ford F-150 Atlas or Mach Force XP cat-back exhaust systems produce an astonishing gain of 32 horsepower and 29 ft./lbs. of torque. The exhaust is constructed of 4" mandrel-bent aluminized steel tubing (Atlas) or 409 stainless steel tubing (Mach). Includes a free-flowing muffler, barbed OE hangers, black 304 stainless steel rolled slash-cut tip, band clamps and all hardware for a complete installation.



Part No.	Description
AFE49-03041-B	Atlas Cat-Back Exhaust Kit, Black Tip



Direct Fit Catalytic Converter

Replace the faulty stock catalytic converter with the all new aFe Power direct-fit cat replacement. The cat replacement is constructed of 100% MIG-welded stainless steel for strength and durability.

This product is an EPA-compliant cat for a hassle-free installation. This cat replacement is designed as a one-piece system that retains the factory O₂ sensor location for a direct bolt-on-and-go solution.



AFE47-48006

NEW!

Part No.	Description
AFE47-48006	1996-98 Jeep Grand Cherokee (ZJ) 16-4.0L
AFE47-48005	1997-99 Jeep Wrangler (TJ) 16-4.0L
AFE47-48002	2000-03 Jeep Wrangler (TJ) 16-4.0L Rear
AFE47-48001	2000-03 Jeep Wrangler (TJ) 16-4.0L Front
AFE47-48004	2004-06 Jeep Wrangler (TJ/LJ) 16-4.0L Rear
AFE47-48003	2004-06 Jeep Wrangler (TJ/LJ) 16-4.0L Front

Exhaust Race Pipe

The race-inspired, exhaust race pipe is made from 4" tubing with OE flange and barbed factory hangers to provide easy fit and added value. Replacement muffler section pipe increases horsepower and torque while lowering EGT's. Includes OE-style band clamps.



Part No.	Description
ATLAS Aluminized	
AFE49-02009	2007.5-12 Dodge 6.7L Diesel, Turbo Down Pipe
AFE49-03010	2008-10 Ford F250 Super Duty 6.4L Diesel
MACH Force XP Stainless Steel	
AFE49-44021	2007.5-10 Chevy/GMC 6.6L Diesel
AFE49-43024	2008-10 Ford F250 Super Duty 6.4L

DFS780 PRO EcoDiesel Fuel Pump

The Adrenaline engineered line of diesel fuel pumps are built with a clear high-impact polycarbonate sight glass, quieter helical spur gears, aluminum billet manifold, a marine-grade motor, fuel pressure gauge port and QE-quality viton seals that are compatible with diesel and biodiesel fuels. This pump also features a built-in bypass for the stock system that allows the vehicle to run on the stock pump under light loads, activating the Adrenaline system only when needed, saving wear and tear on both the DS780 pump along with the stock high-pressure pump as well. The plug-and-play harness attaches directly to the battery and utilizes weather-proof connectors. No cutting or modifications to the stock fuel lines are required. Made in USA.



Part No.	Description
AFE42-22041	2014-18 Dodge Ram 1500 V6-3.0L

Silver Bullet Throttle Body Spacer

The Serrated/Helix design created air turbulence in the intake manifold. This turbulence increases the air pressure in the combustion chamber, resulting in increased horsepower and torque and improved throttle response.



NEW!

Part No.	Description
AFE46-35008	2018 Jeep Wrangler (JL) V6-3.6L

Coilover Kit

High-performance replacement coilovers for 2007-14 GM 1500 trucks and SUVs (non-HD). These 2.5" diameter coilovers combine all the same race winning engineering components with 20+ years of testing into a specifically designed kit that will bolt directly into your daily driver. This kit offers adjustable ride height and better off-road damping curves without sacrificing any on-road comfort or handling. The kit comes preset for 2"-2.5" of lift. Also included is a spanner wrench for easy adjustment.

NEW!



Part No.	Description
AFE501-5600-01	Chevrolet Silverado 4.3L/5.3L/6.2L GMC Sierra 4.3L/5.3L/6.2L

RaceRunner 2.0" Leveling Kit For Jeep Wrangler JL AFE37-L7001P



An affordable suspension package for the 2018-19 Jeep Wrangler JL 4-door that delivers the perfect balance of on-road comfort and off-road performance. Kit combines performance, IFP (Internal Floating Piston) valved shock absorbers with 2" front lift and 1" rear lift coil springs to provide an increased ride height and leveled stance that improves handling and vehicle control. Coil springs are also offered separately.

Part No.	Description
AFE37-S7001F	RaceRunner 2" Front Leveling Coil Springs
AFE37-S7001R	RaceRunner 1" Rear Leveling Coil Springs



57000 Series

LoadLIFTER 5000

The Air Lift Super Duty system is ideal for Class A, B, & C motor homes, and 3/4 and 1-ton pickups. Maximize ride comfort and increase capacity.

Kits include: Air springs, inflation valves, lines, fittings, brackets, hardware and illustrated instructions. Air adjustable from 5 to 100 PSI for up to 5,000 lbs. with leveling capacity. Lifetime warranty.



59500 Series RideCONTROL

The Air Lift Ride Control System fits leaf spring applications and is ideal for mini and 1/2 ton pickups, SUVs, and vans used for light to medium hauling. Alignment tool provided for accurate and easy installation.

Kits include: Air springs, lines, fittings, brackets, hardware and illustrated instructions. Air adjustable from 10 to 100 PSI for up to 2,000 lbs. leveling capacity. Lifetime warranty.



California Warning:
Cancer and Reproductive Harm
-www.P65Warnings.ca.gov.



60000-80000 Series Air Lift1000

Fits coil springs (front and rear) for minivans and motor homes (front) used for hauling cargo or light towing. Adds excellent front end support for pickups with snowplows and improves ride and handling. Kits include: air springs, lines, fittings, brackets, hardware and illustrated instructions. Air adjustable for up to 1,000 lbs. of leveling capacity.

- Lifetime warranty
- Never exceed manufacturer's Gross Vehicle Weight Rating.

88000 Series

LoadLIFTER 5000TM ULTIMATE

Adjustable system provides up to 5,000 lbs. of load-leveling capacity, and eliminates jarring, squat, sway, and bottoming out, even on rough roads. Maintenance-free system can be run safely with zero air pressure for a comfortable ride, even unloaded. Installs easily with common hand tools.



7500 XL Series LoadLIFTER7500XL

Designed for 3/4 and 1-ton trucks, LoadLifter 7500 XL™ gives you up to 7,500 lbs. of load-leveling capacity* and is designed to support the largest loads on the road.



Year	Description	Load Lifter 5000 57000 Series	Ride Control 59500 Series	Air Lift 1000 60000-80000 Series	Load Lifter 5000 Ultimate 88000 Series	Load Lifter 7500XL
Chevrolet/GMC						
1999-07	Silverado/Sierra 1500 Classic, 2 And 4WD	—	AIR59501	—	—	—
2007-18	Silverado/Sierra 1500 New Body (Not Long Bed), 2 And 4WD	—	AIR59565	—	AIR88204	—
2019	Silverado/Sierra 1500	AIR57288	AIR59565	—	AIR88288	—
2007-18	Silverado/Sierra 2 And 4WD, Long Bed	—	—	—	AIR88211	—
2007-18	Silverado/Sierra 1500 Not Long Bed, 2 And 4WD	AIR57204	—	—	—	—
2007-18	Silverado/Sierra 1500 Long Bed Only, 2 And 4WD	AIR57211	—	—	—	—
1999-04	Silverado/Sierra 2500 3/4 Ton Pickup (Except 2500 HD, 2 And 4WD)	AIR57250	—	—	—	—
2001-10	Silverado/Sierra 2500 HD And 3500 1 Ton, 2 And 4WD	AIR57275	—	—	AIR88275	—
2011-19	Silverado/Sierra 2500HD And 3500 1 Ton, 2 And 4WD	AIR57338	—	—	—	AIR57538
Dodge/Jeep/Chrysler						
2009-18	Ram 1500 2WD And 4WD	AIR57370	—	—	AIR88370	—
2009-18	Ram 1500 1/2 Ton Pickup, 2 And 4WD	—	—	AIR60818	—	—
2002-08	Ram 1500 1/2 Ton Pickup, 2 And 4WD	—	AIR59551	—	—	—
2019	Ram 1500 4WD	AIR57375	—	—	AIR88375	—
1994-02	Ram 2500 And 3500 (Single And Dual Rear Wheel), 2 And 4WD	AIR57215	—	—	—	—
2003-14	Ram 3500 (Single And Dual Wheel), 2WD	AIR57297	—	—	—	—
2003-13	Ram 2500 And 3500 (Single And Dual Rear Wheel), 4WD	AIR57295	—	—	—	AIR57595
2014-18	Ram 2500, 2 And 4WD	AIR57289	—	—	—	AIR57589 ²
2014-18	Ram 2500, 2 And 4WD	—	—	—	—	—
2010-18	Jeep Grand Cherokee	—	—	AIR60825	—	—
Ford/Lincoln						
2011-19	Explorer 2WD And 4WD	—	—	AIR60821	—	—
2009-19	Flex	—	—	AIR60821	—	—
2010-15	Lincoln MKS/MKT	—	—	AIR60821	—	—
2015-19	F150 1/2 Ton Pickup, 4WD	AIR57284	—	—	AIR88284	—
2010-14	F150 1/2 Ton Pickup, 4WD	AIR57200	—	—	—	—
2010-14	F150 1/2 Ton Pickup, 2 And 4WD	AIR57228 ²	AIR59568	—	—	—
2004-09	F150 1/2 Ton Pickup (New Body), 2 And 4WD	AIR57228 ²	AIR59544	—	AIR88200 ¹ AIR88228 ²	—
1997-04	Heritage F150 1/2 Ton Pickup, 2 And 4WD	—	AIR59501	—	—	—
2005-10	Heritage F150 With 5th Wheel Hitch, 2 And 4WD	—	AIR59542	—	—	—
1969-04	F250 3/4 Ton And F350 1 Ton Pickup, 2 And 4WD	AIR57215	—	—	—	—
2005-10	F250 And F350, 2 And 4WD	AIR57212	—	—	—	—
2005-10	F250 And F350, Under Frame Mounting with In Bed Hitch, 4WD	AIR57398	—	—	—	—
2011-16	F250, F350 And F450 Under Frame Mounting, 4WD	AIR57396	—	—	—	—
2011-16	F250, F350 And F450 Under Frame Mounting, 4WD	—	—	—	AIR88396	—
2017-19	F250 Super Duty Pickup, 4WD	AIR57399	—	—	AIR88399	—
2011-16	F250/F350 Super Duty Pickup, 4x4 Rear Kit	—	—	—	—	AIR57596
2017-19	F250/F350 Super Duty Pickup, 4x4 Rear Kit	—	—	—	—	AIR57599

Kit available for all popular tow vehicles-call for your application ☒ = No-drill application ¹ 4WD Only ² 2WD Only

Standard Limited Lifetime

Air Spring Warranty - No Mileage Restriction!

Air Lift Company warrants that air spring systems will be free from defects in workmanship or materials for the lifetime of the vehicle of original installation. This does not include installation or other service charges for replacement.



No-Risk Ride Satisfaction

Guarantee Exclusively From Air Lift.

Ride on Air Lift's air springs for 60 days. We guarantee you'll be happy with the improvement in road comfort and load handling. If you're not satisfied, you may remove the products and return to your dealer for a full refund of your purchase price within the first 60 days after your purchase.





LoadCONTROLLER™ Analog

Free mounting pod included with all Load-Controller Single or Dual systems! Can also be installed in any 2 1/8" gauge pillar pod or as an in-dash flush mount.

Available in single-control systems that inflate both air springs equally, or dual-control systems that allow independent inflation of left and right sides. A low-pressure sensor automatically turns on the compressor if the air spring pressure drops below a safe level, protecting the spring.

Part No.	Description
Single	
AIR25850	Standard-Duty Compressor
AIR25854	Heavy-Duty Compressor
Dual	
AIR25852	Standard-Duty Compressor
AIR25856	Heavy-Duty Compressor

Load CONTROLLER II

Dual Gauge

AIR25812

Air Lift's most popular accessory for cars, pickups, and vans. Allows easy side-to-side as well as front-to-rear leveling and includes a 5 PSI Low Pressure Sensor. Integrated air supply mean no hunting for a service station with an air compressor. Level the vehicle with a flick of the finger. Kit includes: 12 volt compressor, dual lighted dash panel with separate inflate/deflate controls and 0-100 PSI gauge, air line, fittings, all hardware for complete installation, and detailed illustrated instructions.

Single Gauge

AIR25655

Uses a single gauge panel to adjust both air springs at the same time for the front-to-rear leveling.

Single Gauge

AIR25592

Similar to AIR25812, but with one air gauge and control panel. Inflates both air springs with equal pressure for side to side leveling. Includes an LPS, keeping pressure at a safe minimal level 5 PSI.



California Warning:
Cancer and Reproductive Harm
-www.P65Warnings.ca.gov.

WirelessAIR

Advanced Integrated Remote

Revolutionary On Board Air Control Kit

AIR72000



This wireless hand-held control makes installation easy - no need to run wires to the cab, and even allows adjustment from outside the vehicle. Two memory buttons allow users to save favorite settings, and the control will automatically maintain the set pressures. Independent control of two air springs provides maximum ride adjustability. Includes compressor, manifold, and control box.

WirelessONE™

AIR25870

This economical, single path wireless controller controls equal inflation of both air springs. An integrated manifold and wiring harness simplifies installation, and the control back light can be changed to match vehicle gauges. Features 3 memory settings and includes a low-pressure sensor that helps maintain air spring pressure.



WirelessONE™ 2nd Generation

AIR25980

This single path wireless controller controls equal inflation/deflation of both air springs. A wireless handheld controller and new mobile app allow for convenient operation from inside or outside the vehicle. Features 3 memory settings and includes a low-pressure sensor that helps maintain air spring pressure.

Part number AIR25980EZ includes the AIR25980 with an EZ Mount installation bracket and an upgraded compressor.



AirCell™

AirCell™ closed-cell urethane foam improves ride, compared to factory suspension, by providing a cushion of air to protect the vehicle from big bumps and vehicle sag. They are also more durable and offer a better ride than rubber suspension load support, eliminating the harsh jarring on rough roads. Economically priced and maintenance-free, AirCell™ suspension boosters provide a comfortable, safe ride, loaded or unloaded. Just install it and forget it. No inflation required. Low-cost, maintenance-free microcellular urethane spring reduces sag and improves ride in constantly loaded vehicles!

Year	Description	Front Part No.	Notes
Chevrolet			
2002-06	Avalanche	AIR52212	—
1996-00	K-20 - K3500, 4WD	AIR52212	With Cast Lower Arm
1999-10	Silverado 1500, HD, 4WD	AIR52212	—
1999-10	Silverado 2500, 2500, HD, 4WD	AIR52212	—
2001-10	Silverado 3500, 4WD	AIR52212	—
GMC			
1996-00	K-20 - K3500, 4WD	AIR52212	With Cast Lower Arm
1999-10	Sierra 1500HD, 4WD	AIR52212	—
1999-10	Sierra 2500, 2500 HD, 4WD	AIR52212	—
2001-10	Sierra 3500, 4WD	AIR52212	—

LIFETIME WARRANTY





The Performance Intake Company

Airaid Classic

AIRAIID Classics improve vehicles with limited airflow to the original filter. The key to performance is moving the filter to a location with maximum airflow.

AIRAIID
Classic



CAD Cool Air Dam

The CAD series is setting new standards in automotive performance and innovation for vehicles with an original filter location that provides maximum airflow. The CAD helps keep hot air away from the filter for a much denser airflow charge.

CAD
cool air dam



Quick Fit

The QF series intakes are based on a CAD design, but are engineered to fit in the original filter base using the stock mounting clips and clamps. The QF installs in just minutes with the ease of replacing a stock filter.

Quick
Fit



MXP Series

The MXP intakes feature a large, one-piece, rotomolded air box to keep heat away from the intake, while the air intake tube, made from cross-linked, high-density polyethylene, maintains mass air flow readings for functionality and correct air-fuel ratio.



Model	Year	Engine	Part No.	System Type	Intake Tube Included
Cadillac					
Escalade	2009-14	6.0L, 6.2L	ARA200-233	CAD	Y
Escalade ESV, EXT	2009-14	6.2L	ARA200-233	CAD	Y
Chevrolet					
Avalanche	2009-13	5.3L, 6.0L V8	ARA200-233**	CAD	Y
Silverado	2009-13	4.8L, 5.3L, 6.0L, 6.2L, V-8	ARA200-233**	CAD	Y
Silverado 1500	2014-18	V8 5.3L, Dry	ARA201-285	MXP	Y
Silverado 1500	2014-16	6.2L, Dry	ARA201-111	MXP	Y
Silverado HD 2500, And 3500	2009-10	6.0L, V8	ARA200-233**	CAD	Y
Silverado HD 2500/3500	2011-15	6.0L	ARA200-280	MXP	Y
Silverado HD 2500/3500, Diesel	2007-10	6.6L Duramax LLM	ARA200-215	CAD	N
Silverado HD 2500/3500	2017-19	6.6L	ARA200-335	MXP	Y
Suburban, 1500	2009-13	5.3L, 6.0L, V8	ARA200-233**	CAD	Y
Suburban, 1500	2015-19	5.3L	ARA200-285	MXP	Y
Suburban, 2500	2014-15	6.0L	ARA200-280	MXP	Y
Tahoe	2009-14	4.8L, 5.3L, 6.0L, 6.2L	ARA200-233**	CAD	Y
Tahoe	2015-19	5.3L	ARA200-285	MXP	Y
Ford					
Excursion	2003-05	6.0L Power Stroke Diesel	ARA400-131-1	MXP	Y
Explorer	2013-17	3.5L	ARA400-260	MXP	Y
F150	2011-14	5.0L	ARA400-299	CAD	Y
F250/350 Super Duty	2008-10	5.4L, V8, 6.8L, V10	ARA400-226	QF	N
GMC					
Sierra 1500	2009-13	4.8L, 5.3L, 6.0L, 6.2L, V8	ARA200-233**	CAD	Y
Sierra 1500	2014-18	V8 5.3L, Oiled	ARA200-285	MXP	Y
Sierra HD, 2500/3500	2010	6.0L, V8	ARA200-233**	CAD	Y
Sierra HD, 2500/3500	2011-15	6.0L, V8	ARA200-280	MXP	Y
Sierra HD 2500/3500	2013-16	6.6L	ARA200-295	MXP	Y
Sierra HD 2500/3500	2017-19	6.6L	ARA200-335	MXP	Y
Yukon	2009-14	4.8L, 5.3L, 6.0L, 6.2L, V8	ARA200-233**	CAD	Y
Yukon	2015-19	5.3L	ARA200-285	MXP	Y
Jeep					
Grand Cherokee	2011-18	3.6, 5.7L	ARA311-212	MXP	N

System Types: AC: Airaid Classic. CAD: Cool Air Dam. QF: Quick Fit. MXP: MXP Series ** With Electric Fan.

Cleaning Kits

Clean your AIRAID® Filter. Restore full air flow efficiency. Maintain optimum engine performance.

Part No.	Description
ARA790-550	12 oz. Cleaner,
	8 oz. Squeeze Oil





AMP Research PowerStep

Slip-resistant and fully-illuminated running boards for pickups and SUVs. Automatically extend when the doors open, and hide away when they close for integrated style and improved aerodynamics. High-strength aluminum construction with a 600 lbs. load rating on each side. Corrosion-resistant, military-spec finish for reliable, all-weather performance. Backed by a 5-year/60,000-mile limited warranty. Plug-n-play control plugs into OBD-II port eliminating the need to tap into factory wires.

Vehicle	Year	Part No.	Note
General Motors			
Silverado/Sierra 1500 Crew Cab	2019	AMP76254-01A	PowerStep with Plug-n-Play
Silverado/Sierra 1500 Crew/Double Cab	2014-18	AMP76154-01A	PowerStep with Plug-n-Play - Excludes Diesel
Silverado/Sierra Crew/Double Cab 2500/3500	2017-18	AMP76247-01A	PowerStep with Plug-n-Play - Diesel Only
Silverado/Sierra Crew/Double Cab 2500/3500	2015-18	AMP76154-01A	PowerStep with Plug-n-Play - Excludes Diesel
Silverado/Sierra Crew/Double Cab 2500/3500	2015-16	AMP76147-01A	PowerStep with Plug-n-Play - Diesel Only
Silverado/Sierra Crew/Extended Cab 2500/3500 HD	2011-14	AMP75146-01A	Diesel Engine
Tahoe/Yukon	2007-14	AMP75125-01A	—
Tahoe/Yukon	2015-19	AMP76127-01A-B	PowerStep with Plug-n-Play
Suburban/Yukon XL	2015-19	AMP76127-01A-B	PowerStep with Plug-n-Play
Suburban/Yukon XL	2007-18	AMP75125-01A	—
Avalanche	2007-13	AMP75125-01A	—
Escalade	2007-14	AMP75125-01A	—
Escalade EXT/ESV	2015-19	AMP76127-01A-B	PowerStep with Plug-n-Play
Escalade EXT/ESV	2007-14	AMP75125-01A	—
Ford			
Transit	2014-17	AMP76159-01A	—
F-250/F-350	1999-07	AMP75104-01A	—
F-250/F-350/F-450 Regular/Super Crew Cab	2008-16	AMP76134-01A	PowerStep with Plug-n-Play
F-250/F-350/F-450 Super Cab/Super Crew	2017-18	AMP76235-01A	PowerStep with Plug-n-Play
Dodge			
Ram - All Models	2016-17	AMP76139-01A	PowerStep with Plug-n-Play
Ram - All Models	2018	AMP76239-01A	PowerStep with Plug-n-Play
Ram 1500 Regular/Quad/Crew Cab	2009-16	AMP75138-01A	—
Ram 2500/3500 Regular/Crew/Mega Cab	2010-15	AMP75138-01A	Excludes Chassis Cab - Currently Excludes optional Rear Air Suspension
Ram 1500/2500/3500 All Cabs	2019	AMP76240-01A	PowerStep with Plug-n-Play
Jeep			
Wrangler JL 4 Door	2018-19	AMP75132-01A	PowerStep with Plug-n-Play
Mercedes-Benz			
Sprinter	2007-17	AMP75163-01A	—
Toyota			
Tundra CrewMax/Double Cab/Sequoia	2007-18	AMP75137-01A	—

PowerStep Override Switch

Designed to allow manual control of PowerStep retractable running boards. Easy-to-mount toggle switch wires directly to the PowerStep controller.

Part No.	Description
AMP79105-01A	Fits All Except AMP75134-01A And AMP75141-01A
AMP79107-01A	Fits AMP75134-01A And AMP75141-01A



PowerStep Xtreme

These heavy-duty die cast aluminum retractable running boards are designed for vehicles that are subject to operating in the most extreme conditions. Manufactured with dual motors for more power when deploying and retracting they also feature a highly textured powder coated finish along with LED illumination when the boards are deployed. 5-year/60,000 mile warranty. Made in USA.

Vehicle	Year	Part No.	Note
General Motors			
Silverado, Sierra 1500 Extended/Crew Cab	2019	AMP78254-01A	—
Silverado, Sierra 1500 Extended/Crew Cab	2014-18	AMP78154-01A	—
Silverado, Sierra 2500, 3500, Extended/Crew Cab	2015-18	AMP78154-01A	Gas
Ford			
F-150, All Cabs	2015-18	AMP10-78234-01A	—
F-150, All Cabs	2015-18	AMP78234-01A	—
F-250, F-350, F-450, All Cabs	2017-18	AMP78235-01A	—
Dodge			
Ram 1500, All Cabs	2013-17	AMP78139-01A	All Models
Ram 1500, Crew Cabs	2019	AMP78240-01A	—
Ram, All Cabs	2018	AMP78239-01A	All Models



BedStep

BedStep Bumper Step gives you a leg up right where you need it most. The high-traction step pad easily flips down with a simple nudge of your foot, providing a safer way to get up into the truck bed. Installation is a quick 10-minute, no-drill task. Works with the tailgate open or closed and even when you're towing. 3-Year/36,000-Mile Limited Warranty.

Vehicle	Year	Part No.	Note
General Motors			
Silverado/Sierra 1500	2007-13	AMP75300-01A	—
Silverado/Sierra 1500	2014-18	AMP75314-01A	—
Silverado/Sierra 1500	2019	AMP75323-01A	—
Silverado/Sierra 2500/3500 HD	2007-10	AMP75300-01A	—
Silverado/Sierra 2500/3500 HD	2011-14	AMP75308-01A	—
Silverado/Sierra 2500/3500 HD	2015-18	AMP75315-01A	—
Ford			
F150	2015-18	AMP75312-01A	—
F-150 (Includes Raptor)	2006-14	AMP75302-01A	Excludes Flareside
Super Duty F-250/F-350/F-450	1999-16	AMP75303-01A	—
Super Duty F-250/F-350/F-450	2017-18	AMP75313-01A	—
Dodge			
Ram 1500	2019	AMP75322-01A	—
Ram 1500	2009-16	AMP75306-01A	Not Dual Exhaust
Ram 1500	2009-18	AMP75310-01A	Dual Exhaust Only
Ram 2500/3500	2010-18	AMP75306-01A	Not Dual Exhaust
Toyota			
Tundra	2016-18	AMP75316-01A	—




BedStep 2

BedStep 2 box-side step is the easier and safer way to access a tool box or cargo without a leap of faith. Mounts on either side of the truck. Flips down, just behind the cab with just a nudge of your foot. The high-traction composite step pad is big enough for two large boots and supports up to 300 lbs. 3-Year/36,000-Mile Limited Warranty.

Vehicle	Year	Part No.	Note
General Motors			
Silverado/Sierra 1500	2014-18	AMP75407-01A	—
Silverado/Sierra 1500	1999-13	AMP75400-01A	—
Silverado/Sierra 1500	2019	AMP75415-01A	5'9" Bed
Silverado/Sierra 1500	2019	AMP75416-01A	6'6" Bed
Silverado Sierra 2500/3500/Dually	1999-14	AMP75400-01A	Dually Mounting Kit - GM Dually truck application requires additional mounting kit AMP75610-01A, Required for 2007-2014
Silverado/Sierra 2500/3500	2015-18	AMP75407-01A	—
Ford			
F-150	2009-14	AMP75402-01A	Includes Raptor
Super Duty F-250/F-350/Dually	1999-16	AMP75403-01A	—
Super Duty F-250/F-350	2017-18	AMP75413-01A	—
F-150	2015-18	AMP75412-01A	Fits 5.5' Bed Only
F-150	2015-18	AMP75412-01A	Fits 6.5' Bed, Requires Installation Kit AMP10-79512-01
Dodge			
Ram 1500	2019	AMP75414-01A	—
Ram 1500	2002-08	AMP75404-01A	—
Ram 2500/3500	2003-09	AMP75404-01A	—
Ram 2500/3500	2014-18	AMP75411-01A	Excludes Dually

BedXtender HD Max

The Classic U-shape design provides the maximum cargo capacity. Open the tailgate and flip it out to gain 2 extra feet of enclosed cargo area. Flip it forward and close the tailgate to keep tools and smaller cargo contained. Black powder coated finish.

Vehicle	Year	Note	Part No.
General Motors			
Silverado/Sierra Standard Bed	2019	Black	AMP74841-01A
Ford			
F-150 Standard Bed	2004-18	Includes Raptor	AMP74813-01A
Lincoln Mark LT, Standard Bed	2006-08	—	AMP74813-01A
F-150 Standard Bed	1997-03	Excludes Super Crew	AMP74814-01A
F-250/F-350 Super Duty, Standard Bed	1999-18	—	AMP74814-01A
Dodge			
Ram, Standard Bed	1982-18	'13-'14 Require Dually Kit AMP74610-01A	AMP74814-01A
Ram 1500	2019	Black	AMP74840-01A
Nissan			
Titan, Standard bed	2004-18	—	AMP74814-01A
Toyota			
Tundra	2007-18	—	AMP74813-01A





AMP BedXtender HD Moto

This patented slant-back design gives compact short-bed pickups like the Toyota Tacoma the extra enclosed bed length needed to secure motorcycles, bikes, or any other extra long cargo with tailgate open. Black powder coated finish.



Vehicle	Year	Note	Part No.
General Motors			
Colorado/Canyon - Standard Bed	2004-13	—	AMP74809-01A
S10-Stepside Bed	1996-04	Requires L-Bracket Kit AMP74601-01A	AMP74809-01A
Dodge			
Dakota-Standard Bed	1987-11	—	AMP74809-01A
Nissan			
Frontier-Standard Bed	1998-16	Requires L-Bracket Kit AMP74601-01A	AMP74809-01A
Toyota			
Tundra	2000-06	—	AMP74809-01A
Tacoma	2005-16	—	AMP74809-01A
Tacoma	1995-04	Requires L-Bracket Kit AMP74601-01A	AMP74809-01A

AMP BedXtender HD Sport

The unique V-shape design is the perfect mix of form and function for a wide range of truck models. Compatible with most tonneau covers when used as a bed divider.



Vehicle	Year	Note	Part No.
General Motors			
Colorado/Canyon, Standard Bed	2004-12	—	AMP74802-01A
Silverado/Sierra 1500	2007-18	Black	AMP74831-01A
Classic Silverado/Sierra, Stepside Bed	1999-06	—	AMP74802-01A
Classic Silverado/Sierra, Standard Bed	1999-06	—	AMP74804-01A
S10-Stepside Bed	1996-04	Requires L-Bracket Kit AMP74601-01A	AMP74802-01A
S10-Standard Bed	1996-04	Requires L-Bracket Kit AMP74601-01A	AMP74801-01A
C/K Pickup-Stepside Bed	1988-98	—	AMP74802-01A
C/K Pickup-Standard Bed	1988-98	—	AMP74804-01A
Ford			
F-150, Flareside Bed	1997-09	—	AMP74802-01A
F-150, Standard Bed	2004-18	For Trucks Equipped With The Ford Factory Tailgate Step, Use BedXtender HD MAX AMP74813-01A	AMP74803-01A
Lincoln Mark LT-Standard Bed	2006-08	For Trucks Equipped With The Ford Factory Tailgate Step, Use BedXtender HD MAX AMP74813-01A	AMP74803-01A
F-150, Standard Bed	1997-04	For Trucks Equipped With The Ford Factory Tailgate Step, Use BedXtender HD MAX AMP74813-01A	AMP74804-01A
F-250/F-350 Super Duty, Standard Bed	2008-18	For Trucks Equipped With The Ford Factory Tailgate Step, Use BedXtender HD MAX AMP74814-01A	AMP74804-01A
F-250/F-350 Super Duty, Standard Bed	1999-07	For Trucks Equipped With The Ford Factory Tailgate Step, Use BedXtender HD MAX AMP74814-01A	AMP74804-01A
Ranger-Standard Bed	1982-12	—	AMP74802-01A
Nissan			
Frontier, Standard Bed	1998-17	Requires L-Bracket Kit AMP74601-01A	AMP74801-01A
Titan, Standard Bed	2004-18	—	AMP74804-01A
Pickup, Standard Bed	All earlier Models	Requires L-Bracket Kit AMP74601-01A	AMP74801-01A
Ram/Dodge			
Dakota, Standard Bed	1987-11	—	AMP74802-01A
Ram, Stepside Bed	All model years	—	AMP74802-01A
Ram, Standard Bed	1982-18	'13-14 Requires Dually Kit AMP74601-01A	AMP74804-01A
Ram 1500	2019	Black	AMP74830-01A
Toyota			
Tundra	2007-18	—	AMP74803-01A
Tundra	2000-06	—	AMP74801-01A
Tundra D-Cab	2000-06	—	AMP74804-01A
Tacoma	1995-15	'95-04 Requires L-Bracket Kit AMP74601-01A	AMP74801-01A

Extras & Options

Description	Notes	Part No.
Quick-Latch Mounting Bracket Kit	Required For Use With Tonneau Or Shell	AMP74605-01A

Amalie DOT 3 and DOT 4 Brake Fluids

Amalie DOT 3 Premium brake fluid minimizes corrosion, lubricates, controls seal swelling, and operates over a wide range of temperatures. DOT 3 fluid has a minimum boiling point of 450°F and meets or exceeds Federal Motor Vehicle Safety standards. Amalie DOT 4 Premium brake fluid also meets or exceeds federal standards, has corrosion inhibitors and will maintain proper seal longevity and performance. With a minimum boiling point of 475°F, DOT 4 fluid provides service over a wide temperature range. Enhanced over DOT 3, the fluid can be used wherever DOT 4 or DOT 3 fluids are recommended.



Part No.	Description
AMA160-65031-92	DOT 3 Brake Fluid Case 12 x 12 oz.
AMA65031-92	DOT 3 Brake Fluid 12 oz.
AMA160-65041-92	DOT 4 Brake Fluid Case 12 x 12 oz.
AMA65041-92	DOT 4 Brake Fluid 12 oz.

Blue Hi-Temp Grease

A lithium complex lubricant for use in many automotive applications needing protection from extreme pressure, oxidation, moisture and rust. Ideal for disc brakes, wheel bearings, ball joints, and others.



Part No.	Description
AMA160-68321-91	Hi-Temp Grease Case 10 x 14 oz.
AMA160-68326-93	Hi-Temp Grease Case 12 x 1 lb.
AMA68321-91	Hi-Temp Grease 14 oz.
AMA68326-93	Hi-Temp Grease 1 lb.

Elixir Synthetic Blend Grease

Environmentally "green" as well as green in color, Elixir protects better than older products and assures that leakage will not occur. Outstanding protection under heavy loads at high and low temperatures.



Part No.	Description
AMA160-68342-94	Elixir Grease Case 10 x 15 oz.
AMA68342-94	Elixir Grease 15 oz.

Elixir Full Synthetic Gear Lube 75W-90

Elixir Gear Lube meets all OEM requirements, providing maximum protection for all gear sets and helping to improve fuel mileage and longer gear life.

Part No.	Description
AMA160-73166-56	Elixir 75w-90 Gear Oil Case 12 x 1 Qt.
AMA73166-56	Elixir 75w-90 Gear Oil 1 Qt.



Limited Slip MP Hypoid LS GL-5 Gear Lube 80W-90

Formulated for limited slip differentials, MP contains an additive to prevent chatter. Meets API GL-5 standards.

Part No.	Description
AMA160-73026-56	Limited Slip MP Hypoid LS GL-5 Gear Lube 80W-90 Case 12 x 1 Qt.
AMA73026-56	Limited Slip MP Hypoid LS GL-5 Gear Lube 80W-90 1 Qt.



Hypoid Gear Multi-Purpose GL-5 Gear Lube

An economical, competitively priced lube for basic rear axle performance needs. Available in 80W-90 and 85W-140.

Part No.	Description
AMA160-73116-56	Hypoid Gear Multi-Purpose Gear Lube 80W-90 Case 12 x 1 Qt.
AMA73116-56	Hypoid Gear Multi-Purpose Gear Lube 80W-90 1 Qt.
AMA160-73156-56	Hypoid Gear Multi-Purpose Gear Lube 85W-140 Case 12 x 1 Qt.
AMA73156-56	Hypoid Gear Multi-Purpose Gear Lube 85W-140 1 Qt.



Tri-Vis Plus+ MP Hypoid GL-5 Gear Lube

Tri-Vis is a wide range, multi-grade gear lube (80W-85W-140) with robust additives and improved viscosity modifiers. Tri-Vis may be used to replace 80W-90 and 85W-140 lubes currently being used in mixed fleets.

Part No.	Description
AMA160-71376-56	Tri-Vis Plus+ MP Hypoid GL-5 Case 12 x 1 Qt.
AMA71376-56	Tri-Vis Plus+ MP Hypoid GL-5 1 Qt.



Transmission Fluids DX III-H/M Transmission Fluid

DX III-H/M transmission fluid is a premium, multi-purpose automatic transmission fluid for use in transmissions specifying Dexron III H/Mercon fluid as well as Allison C-3 and C-4 fluids.

Part No.	Description
AMA160-72836-56	DX III-H/M Transmission Fluid Case 12 x 1 Qt.
AMA72836-56	DX III-H/M Transmission Fluid 1 Qt.



Universal Synthetic Automatic Transmission Fluid

Universal Synthetic Automatic Transmission Fluid is a full synthetic fluid designed for use in any modern traditional automatic transmissions.

Part No.	Description
AMA160-72866-56	Universal Synthetic Automatic Transmission Fluid Case 12 x 1 Qt.
AMA72866-56	Universal Synthetic Automatic Transmission Fluid 1 Qt.



Dexron VI Synthetic Automatic Transmission Fluid

Dexron VI is a synthetic blend, newly formulated and licensed and approved for universal use in passenger cars and light trucks requiring Dexron VI or earlier generation Dexron.

Part No.	Description
AMA160-72876-56	Dexron VI Synthetic Automatic Transmission Fluid Case 12 x 1 Qt.
AMA72876-56	Dexron VI Synthetic Automatic Transmission Fluid 1 Qt.





Transmission Fluids -Cont.

Ford Type F Fluid

Ford Type F is an excellent, durable fluid for use wherever a 2-P or M2C33-F fluid is recommended.

Part No.	Description
AMA160-62836-56	Ford Type F Fluid Case 12 x 1 Qt.
AMA62836-56	Ford Type F Fluid 1 Qt.



Chrysler ATF+4

Chrysler ATF+4 is recommended for Daimler Chrysler automatic transmissions.

Part No.	Description
AMA160-62886-56	Chrysler ATF+4 Fluid Case 12 x 1 Qt.
AMA62886-56	Chrysler ATF+4 Fluid 1 Qt.



Mercon® V Synthetic Automatic Transmission Fluid

Mercon V is a new formulation for use in new Ford transmissions and transaxles. Mercon V meets the new Ford requirements as well as requirements of vehicles requiring Mercon ATF, Dexron III, Chrysler ATF+3 and ATF+4, and Allison C-3 and C-4.

Part No.	Description
AMA160-62856-56	Mercon® V Synthetic Automatic Transmission Fluid Case 12 x 1Qt.
AMA62856-56	Mercon® V Synthetic Automatic Transmission Fluid 1 Qt.



Motor Oils

Imperial Turbo Formula Motor Oils

Amalie pioneered the concept of multiple viscosity motor oils in the early 1950's and the legend continues with Imperial Turbo Formula. Imperial Turbo protects regardless of what the operating temperatures are. Meets or exceeds new car manufacturer warranty requirements. API-certified for compatibility with catalytic converters.



Part No.	Description
AMA160-71076-56	Imperial Turbo 10W-30 Case 12 x 1 Qt.
AMA71076-56	Imperial Turbo 10W-30 1 Qt.
AMA160-71086-56	Imperial Turbo 10W-40 Case 12 x 1 Qt.
AMA71086-56	Imperial Turbo 10W-40 1 Qt.
AMA160-71046-56	Imperial Turbo 5W-20 Case 12 x 1 Qt.
AMA71046-56	Imperial Turbo 5W-20 1 Qt.
AMA160-71066-56	Imperial Turbo 5W-30 Case 12 x 1 Qt.
AMA71066-56	Imperial Turbo 5W-30 1 Qt.

Pro High-Performance Synthetic Blend Motor Oil

A blend of high-quality synthetics and mineral base stocks for outstanding engine protection under severe driving conditions including high-stress racing use. API-certified for catalytic converter compatibility.

Part No.	Description
AMA160-75676-56	10W-30 Case 12 x 1 Qt.
AMA75676-56	10W-30 1 Qt.
AMA160-75686-56	10W-40 Case 12 x 1 Qt.
AMA75686-56	10W-40 1 Qt.
AMA160-75636-56	15W-50 Case 12 x 1 Qt.
AMA75636-56	15W-50 1 Qt.
AMA160-75696-56	20W-50 Case 12 x 1 Qt.
AMA75696-56	20W-50 1 Qt.
AMA160-75646-56	5W-20 Case 12 x 1 Qt.
AMA75646-56	5W-20 1 Qt.
AMA160-75666-56	5W-30 Case 12 x 1 Qt.
AMA75666-56	5W-30 1 Qt.
AMA160-65696-56	5W-40 Case 12 x 1 Qt.
AMA65696-56	5W-40 1 Qt.
AMA160-75616-56	5W-50 Case 12 x 1 Qt.
AMA75616-56	5W-50 1 Qt.
AMA160-65676-56	70W Case 12 x 1 Qt.
AMA65676-56	70W 1 Qt.



Elixir Full Synthetic Motor Oil

Protects better than it has to because it is formulated with state-of-the-art additives and 100% synthetic base stocks. Carefully developed to meet the most current API Service Classification.

Part No.	Description
AMA65776-56	Elixir Full Synthetic 0W-40 1 Qt.
AMA75766-56	Elixir Full Synthetic 5W-30 1 Qt.
AMA75716-56	Elixir Full Synthetic 5W-50 1 Qt.
AMA160-75736-56	Elixir Full Synthetic 15W-50 Case 12 x 1 Qt.
AMA75736-56	Elixir Full Synthetic 15W-50 1 Qt.



Super Damper

Super Dampers are unaffected by heat and control vibration throughout the entire RPM range. Dampers have unique, fully captured inertia rings, and patent-pending elastomer O-ring mountings for unequalled engine protection.



Application	Engine	Part No.	Weight
Duramax Diesel, 6 Rib - 2001 - 2005	6.6L	AT1917371	15 lbs
Duramax Diesel, 6 Rib - 2006 - 2010	6.6L	AT1917369	15 lbs





AMR100

American Racing continues its tradition of off-road performance with the latest ATX Series All-Terrain Wheels. The wheels have been tested by the ATX Dirt Team at some of the most demanding off-road races in the world, such as the SCORE Baja 1000 and CORR racing series. Not only are the Forged and Teflon® styles sure to enhance your performance, they are sure to make a statement in any environment.



An inspiring line of new truck and SUV wheels are sure to make everyone stand back and take notice. With larger sizes, new finishes and aggressive styles, nothing is going to stand in your way of rolling out big.

Call For Applications



Autolite Spark Plugs use a copper center electrode sheathed in nickel chromium alloy to provide superior heat dissipation. A multi-rib insulator reduces the chances of "flash-over", and a longer insulator resists carbon fouling, allowing combustion deposits to burn away.



Call For Applications



High-Performance Series

The High-Performance Series delivers superb weight transfer, with more torque, delivered to the high traction wheel.



Part No.	Size	Applications	Ratios	Side Gear Spline	Model Years
Chrysler					
AUB542072	8-1/4"	All Chrysler With 8-1/4 Ring Gear	2.71 / Up	27 Teeth	1968-Present
AUB542070	9-1/4"	All Chrysler With 9-1/4 Ring Gear	2.71 / 4.10	31 Teeth	1984-Present
Ford					
AUB542079	8.8"	All Trucks	All Ratios	28 Teeth	1979-Present
AUB542025	8.8"	All Trucks	All Ratios	31 Teeth	1983-Present
General Motors					
AUB542057	7-1/2" & 7-5/8"	S-Trucks, M-Van	3.23 / Up	26 Teeth	1976-1988
AUB542058	7-1/2" & 7-5/8"	Same As Above	3.08 / Down	26 Teeth	1976-1988
AUB542040	7-1/2" & 7-5/8"	Same As Above; Also 1991 And Later Isuzu Rodeo	3.23 / Up	28 Teeth	1988-Present
AUB542041	7-1/2" & 7-5/8"	Same As Above; Also 1991 And Later Isuzu Rodeo	3.08 / Down	28 Teeth	1988-Present
AUB542018	8-1/2"	All 8-1/2 10 - Bolt Axles	2.73 / Up	28 Teeth	1988 & Prior
AUB542022	8-1/2"	Same As Above	2.73 / Up	30 Teeth	1989-Present

Pro Series

The Pro Series offers ultimate Hi-Bias differential to deliver more torque, traction and faster engagement.



Part No.	Size	Applications	Ratios	Side Gear Spline	Model Years
Chrysler					
AUB542051	8-3/4"	All Chrysler Products With 8-3/4 Ring Gear	2.76-6.14	30 Teeth	1957-1973
Ford					
AUB542054	8.8"	Fits 8.8 Truck	All Ratios	31 Teeth	1983-Present
AUB542036	9"	All Cars And Trucks	All Ratios	31 Teeth	1957-1985
AUB542043	9"	All Cars And Trucks	All Ratios	28 Teeth	1957-1985
Note: (Ford 8" and 9" Pro Series models use Ford part no. D802-4216-B Ring Gear Bolts or equivalent)					
General Motors					
AUB542050	8-1/2"	All 8-1/2 10-Bolt Axles	2.73 / Up	28 Teeth	1988 & Prior
AUB542032	8-7/8"	12-Bolt Series 4-Truck	3.73 / Up	30 Teeth	1964-1982-1/2
AUB542034	8-7/8"	12-Bolt Series 3-Truck	2.76 - 3.42	30 Teeth	1964-1982-1/2



PRO-COMP
Perimeter Incandescent



DIGITAL



ULTRA-LITE
Perimeter Incandescent



Z SERIES™
Perimeter Incandescent



COBALT
Blue LED Through The Dial



TRADITIONAL CHROME™
Perimeter Incandescent



ULTRA-LITE®
White LED Through The Dial




Blue LED Full Dial



Autogage
Perimeter Incandescent



Phantom
Perimeter Incandescent



ULTRA-NITE
Glow In The Dark



SPORT-COMP
Perimeter Incandescent



TOT Phantom™
White LED Through The Dial



VES
Red LED Through The Dial



Green LED Through The Dial



TOT SPORT-COMP™
White LED Through The Dial



Factory Match
Blue Green LED Through the Dial



AMERICAN MUSCLE™
White LED Full Dial



MCX™
White LED Full Dial



NV™
Green LED Full Dial



Carbon Fiber
Perimeter Incandescent



CRUISER™
White LED Through The Dial

Auto Meter offers instrumentation for every need and budget. Call for more information.

Gauge Pods and Pillars

There is a definite need for more detailed systems information on most new trucks, but there is very little space available to mount auxiliary gauges. Auto Meter Gauge Pods and Gauge Pillars solve the problem of where to mount the gauges and still keep them within view. Pillars replace stock pillar for a factory installed look. Gauges not included.

Year/Model	Dual Pods 2-1/16"	Single Pods 2-1/16"	Single Pillar 2-1/16"	Dual Pillar 2-1/16"	Triple Pillar 2-1/16"
Chevrolet/GM - Full Size					
1994-02 S10 Pickup	—	—	—	ATM17110 1994-98	—
1995-02 Blazer	—	—	—	ATM17110 1994-98	—
2000-06 Full Size Truck/ Duramax With Speaker	—	—	—	ATM17106	ATM17107
2000-06 Full Size Truck/ Duramax	—	ATM15105	—	ATM17104	ATM17105
2007-14 Full Size Truck/ Duramax With Speaker	—	—	—	ATM17117	ATM17118
Dodge					
1998-02 Ram Except 2002 1500	—	ATM15204	—	—	—
2002 Ram 1500	—	—	—	—	ATM17213
2003-09 Ram	—	—	—	—	ATM17213
2010-18 Ram (Replacement)	—	—	—	ATM17218	ATM17219
Ford					
1997-03 F-150 And Expedition	ATM15303	ATM15304	—	—	ATM17305
2002-03 F-150	—	—	—	—	ATM17311
2004-07 F-150	ATM15312	—	—	—	—
1999-02 Super Duty	—	—	—	ATM17306	ATM17307
2003-07 Super Duty	—	—	—	ATM17306	ATM17307
1993-02 Ranger	ATM15308	ATM15309	—	—	—
Jeep					
2007-10 Jeep JK	—	—	—	ATM15221	—



Single Pod

Dual Pod



Dual Pillar

Triple Pillar

Diesel Truck Gauge Kits

Year/Model	Dual A- Pillar	Triple A-Pillar
Ultra-Lite (Silver)		
2000-06 Chevy Duramax/Silverado	ATM7084	—
Z-Series (Black)		
2003-08 Ford Powerstroke/SD	—	ATM7072
Phantom (White)		
2003-07 Dodge Ram Taupe	—	ATM7098
Factory Match		
1999-07 Ford Super Duty	—	ATM7077

Notes

- Single Pillar includes transmission temperature gauge.
- Dual Pillar includes boost and pyrometer gauge.
- Triple Pillar includes boost, pyrometer, and transmission temperature gauge.
- Dual and Triple Pillars for Dodge Ram included hole for speaker.



Diesel Factory Match Gauges

Ideal for use in pods, highly accurate gauges match the original equipment instruments in Ford diesel pickups and SUV's. Gauges are 2-1/16" diameter with black dial faces and red pointers.



Part No.	Description
1999-07 Ford	
ATM8404	Boost, 0-35 PSI
ATM8405	Boost, 0-60 PSI
ATM8449	Transmission Temperature, 100°-250°F, Short Sweep Electric
2003-09 3rd Generation Dodge	
ATM8504	Boost, 0-35 PSI, Full Sweep Mechanical
ATM8505	Boost, 0-60 PSI, Full Sweep Mechanical
ATM8544	Pyrometer/EGT, 0-1,600°F, Digital Stepper Motor
ATM8549	Transmission Temperature, 100-250°F, Short Sweep Electric
2010-14 4th Generation Dodge	
ATM8508	Boost, 0-60 PSI, Full Sweep Mechanical

Dash Pods for 2-1/16" Gauges

Gauges not included.



Year	Description	Part No.
Ford		
1999-04 Super Duty	Triple Pod	ATM15016
Jeep		
1997-06 TJ	Dual Pod	ATM15219
2007-10 JK	Triple Pod	ATM5380

Steering Column Pods

Mounts gauges on top of the steering column. Gauges not included.



ATM15012

Year	Description	Part No.
Dodge		
1994-02	(All), Single 2-1/16"	ATM15012*
2003-08	(All), Single 2-1/16"	ATM15013
2003-08	(All), Dual 2-1/16"	ATM15014
Ford		
1999-04	F250/F350 Auto. Trans., Single 2-1/16"	ATM15010
1997-01	F-150 Auto. Trans., Single 2-1/16"	ATM15004

* Except 2002 1500, use ATM15013

Overhead Console Pods for 2-1/16" Gauges



Year/Model	Dual Pods	Triple Pods	Quad Pods
Chevy			
2000-06 Chevy/GM Full Size	ATM18022	—	—
Dodge			
2003-08 Dodge Ram	ATM18016	ATM18017	ATM18018
Ford			
1999-04 Ford Super Duty	ATM18016	ATM18017	ATM18018

Console Pods For 2-1/16" Gauges

Gauges not included.



ATM15021



ATM15018

Year	Description	Part No.
Dodge Ram		
2003-05	Triple Console Pod	ATM15021
Ford Super Duty		
1999-06	Triple Pod	ATM15018

Edge Attitude Pods And Pillar Mounts

Full Pillars replace A-Pillar for a factory, installed look. Mount the Edge Attitude for maximum visibility.

Part No.	Year/Model
Edge Attitude Full Pillars	
ATM13006	2003-09 Dodge Ram (Molded In Factory Taupe Color)



Ventvisor

The Ventvisor keeps the rain out and lets fresh air in. Leave windows partially open to reduce heat buildup in parked vehicles, without worrying about rain. Installs with strong, automotive-grade tape - no drilling required. Available to fit most truck and SUVs, Ventvisor is made to last, and comes with a limited lifetime warranty.



Year	Model	Front & Rear 4 Pc.	Front Only 2 Pc.
Chevrolet			
2007-13	Avalanche	VEN94515	—
2002-06	Avalanche	VEN94355	—
1995-05	Blazer, 2Dr, S-Series, New Body Style	—	VEN92127
1995-05	Blazer, 4Dr, S Series	VEN94644	—
2005-09	Equinox	VEN94319	—
2010-17	Equinox	VEN94166	—
1994-03	Pickup, S-10	—	VEN92127
2014-18	Silverado 1500, Crew Cab	VEN94536	—
2007-13	Silverado, Crew Cab, New Body Style	VEN94515	—
2001-07	Silverado, Crew Cab, Classic	VEN94355	—
1992-00	Pickup, Crew Cab	VEN94095	—
2014-18	Silverado 1500, Regular Cab	—	VEN92301
2007-13	Silverado, Standard Cab, New Body Style	—	VEN92326
1999-07	Silverado, Standard Cab	—	VEN92956
2014-18	Silverado 1500, Double Cab	VEN94528	—
2019	Silverado 1500	VEN94805	VEN92446
2007-13	Silverado, Extended Cab	VEN94040	—
1999-07	Silverado, Extended Cab, 4 pc, Classic	VEN94044	—
2015-19	Suburban	VEN94966	—
2007-14	Suburban	VEN94515	—
2000-06	Suburban	VEN94355	—
2015-19	Tahoe	VEN94531	—
2007-14	Tahoe	VEN94514	—
2000-06	Tahoe, 4 Dr.	VEN94304	—
1995-00	Tahoe, 4 Dr.	VEN94095	—
2002-09	TrailBlazer EXT	VEN94240	—
2006-09	TrailBlazer SS	VEN94733	—
2009-17	Traverse	VEN94161	—
1996-17	Van, Express, Full Size	—	VEN92455
Dodge			
2005-10	Dakota, Quad Cab	VEN94656	—
1997-04	Dakota, Standard Cab	—	VEN92438
2006-09	Ram, Mega Cab	VEN94845	—
1994-02	Ram, Old Body Style, Except Towing Mirror	—	VEN92352
2002-08	Ram, Standard Cab	—	VEN92607
2009-18	Ram 1500, Standard Cab	—	VEN92002
2002-08	Ram 1500, Quad Cab	VEN94623	—
2009-18	Ram 1500, Quad Cab	VEN94101	—
2009-18	Ram 1500, Crew Cab	VEN94109	—
2019	Ram 1500, Crew Cab	VEN94806	—
2019	Ram 1500, Quad Cab	VEN94813	—
2003-09	Ram, 2500/3500, Standard Cab	VEN94623	VEN92607
2010-18	Ram 2500/3500, Standard Cab	—	VEN92002
2003-09	Ram 2500/3500, Quad Cab	VEN94623	—
2010-18	Ram 2500/3500, Crew Cab	VEN94109	—
2010-18	Ram 2500/3500, Extended Cab	VEN94109	—

Year	Model	Front & Rear 4 Pc.	Front Only 2 Pc.
Ford			
2018-19	Expedition	VEN94785	—
1997-17	Expedition	VEN94233	—
2007-17	Expedition XL	VEN94233	—
2002-10	Explorer, 4DR	VEN94819	—
2011-19	Explorer	VEN94293	—
2004-14	F150, Super Cab	VEN94738	—
2015-19	F150, Super Cab	VEN94974	—
2009-14	F150 Super Crew	VEN94155	—
2015-19	F150, Super Crew	VEN94975	—
1997-03	F150/F250, Light Duty, Extended Cab	VEN94808	—
2004-08	F150 Super Crew	VEN94443	—
1997-03	F150/F250, Light Duty	—	VEN92754
1999-16	F250-F750, Crew Cab, Super Duty	VEN94953	—
2017-19	F250-F450, Super Cab	VEN94974	—
1999-16	F250-F750, Super Duty	—	VEN92503
1999-16	F250/F350, Super Duty, Extended Cab	VEN94522	—
2017-19	F250-F450, Super Crew	VEN94975	—
1993-11	Ranger	—	VEN92083
1993-11	Ranger, Extended Cab, Fixed Windows	VEN94423	—
GMC			
1998-01	Envoy	VEN94644	—
2002-09	Envoy XL	VEN94240	—
2004-06	Envoy XUV	VEN94240	—
1995-05	Jimmy, 4 Dr, S-Series	VEN94644	—
1995-05	Jimmy, 2 Dr, S-Series	—	VEN92127
1992-00	Full Size Pickup, Crew Cab	VEN94095	—
1999-07	Sierra, Standard Cab	—	VEN92956
2007-13	Sierra, Standard Cab, New Body Style	—	VEN92326
2014-18	Sierra 1500, Regular Cab	—	VEN92301
1992-99	Suburban	VEN94095	—
1999-07	Sierra, Extended Cab, Classic	VEN94044	—
2007-13	Sierra, Extended Cab, New Body Style	VEN94040	—
2014-18	Sierra 1500, Double Cab	VEN94528	—
2001-07	Sierra 2500, Crew Cab	VEN94355	—
2007-18	Sierra 2500, Crew Cab	VEN94515	—
2014-18	Sierra, 1500, Crew Cab	VEN94531	—
1996-17	Van, Savana, Full Size	—	VEN92455
2015-18	Yukon	VEN94531	—
2007-14	Yukon	VEN94514	—
2000-06	Yukon	VEN94304	—
2007-14	Yukon XL	VEN94515	—
2000-06	Yukon XL	VEN94355	—
1995-00	Yukon	VEN94095	—
2001-06	Yukon Denali	VEN94304	—
2001-06	Yukon Denali XL	VEN94355	—
Jeep			
2002-07	Liberty	VEN94428	—



Ventvisor - In Channel

The In Channel Ventvisor secures inside the window channel, so no tape attaches to the outside of the vehicle. The sleek, streamlined design reduces wind noise and doesn't obstruct side-view mirrors. Ventvisors install easily with no drilling required, and are covered by a limited lifetime warranty.


Year	Model	Front & Rear 4 Pc.	Front Only 2 Pc.
Chevrolet			
2007-13	Avalanche	VEN194515	—
2002-06	Avalanche	VEN194355	—
2015-19	Colorado Extended Cab	—	VEN192232
1999-07	Silverado, Standard Cab	—	VEN192956
2001-08	Silverado, Crew Cab, Classic	VEN194355	—
2007-13	Silverado, Standard Cab	—	VEN192326
2014-18	Silverado 1500, Regular Cab	—	VEN192301
2007-13	Silverado, Extended Cab	VEN194040	—
2014-18	Silverado 1500, Double Cab	VEN194528	—
2007-13	Silverado, Crew Cab	VEN194515	—
2014-18	Silverado 1500, Crew Cab	VEN194536	—
2019	Silverado 1500	VEN194805	VEN192446
2015-19	Suburban	VEN194966	—
2007-14	Suburban	VEN194515	—
2000-06	Suburban	VEN194355	—
2007-13	Tahoe	VEN194514	—
2015-19	Tahoe	VEN194531	—
2002-09	TrailBlazer, Excluding EXT And SS	VEN194733	—
Dodge			
1994-02	Ram, Old Body Style Except Towing Mirror	—	VEN192352
2009-18	Ram 1500, Standard Cab	—	VEN192002
2002-08	Ram, Quad Cab	VEN194623	—
2009-18	Ram 1500, Quad Cab	VEN194101	—
2010-18	Ram 1500, Crew Cab/Mega Cab	VEN194109	—
2003-09	Ram, Crew Cab, 2500/3500, Quad Cab	VEN194623	—
2009-18	Ram 1500, Crew Cab	VEN194109	—
2019	Ram 1500, Crew Cab	VEN194806	—

Year	Model	Front & Rear 4 Pc.	Front Only 2 Pc.
Ford			
2009-14	F150, Standard Cab	—	VEN192741
1997-03	F150/F250 Light Duty, Extended Cab	—	VEN192754
2015-19	F150, Super Crew	VEN194975	—
2009-14	F150, Super Crew	VEN194155	—
2004-08	F150, Super Crew	VEN194443	—
2015-19	F150, Super Cab	VEN194974	—
2004-14	F150, Super Cab/Extended Cab	VEN194738	—
1999-16	F250-F750, Standard Cab, Super Duty	—	VEN192503
1999-16	F250-F550, Crew Cab, Super Duty	VEN194953	—
2017-19	F250, Crew Cab	VEN194381	—
2017-19	F250, Extended Cab	VEN194727	—
1993-11	Ranger	—	VEN192083
2018-19	Expedition	VEN194785	—
GMC			
1999-07	Sierra, Standard Cab	—	VEN192956
2007-13	Sierra, Extended Cab	VEN194040	—
2014-18	Sierra 1500, Double Cab	VEN194528	—
2007-13	Sierra, Standard Cab	—	VEN192326
2014-18	Sierra 1500, Regular Cab	—	VEN192301
2007-13	Sierra, Crew Cab	VEN194515	—
2014-18	Sierra 1500, Crew Cab	VEN194536	—
2004-12	Canyon, Standard Cab	—	VEN192457
2015-19	Canyon, Extended Cab	—	VEN192232
2001-06	Yukon Denali	VEN194304	—
2001-06	Yukon Denali XL	VEN194355	—
2015-19	Yukon	VEN194531	—
2015-18	Yukon XL	VEN194966	—
2007-13	Yukon	VEN194514	—
2007-13	Yukon XL	VEN194515	—
2000-06	Yukon	VEN194304	—
2000-06	Yukon XL	VEN194355	—

Ventvisor-Low Profile

Keep the rain out and reduce wind noise while driving. The lowest profile window deflector available, the Low Profile Ventvisor is available for several crew-cab trucks. Installs easily using automotive-grade tape, and comes with a limited lifetime warranty.

Year	Model	Front & Rear 4 Pc.
Chevrolet		
2015-18	Silverado 1500/2500, Crew Cab	VEN894033
2015-18	Silverado 1500/2500, Extended Cab	VEN894040
Ford		
2018-19	Expedition	VEN894057
2009-14	F150, Super Crew	VEN894011
2011-14	F150, SVT Raptor Super Crew	VEN894011
GMC		
2015-18	Sierra 1500/2500, Crew Cab	VEN894033
2019	Sierra 1500 (Smoke)	VEN894075



Hood Protection Bugflector™

The Bugflector™ protects the hood and windshield from bugs and road debris. Full-profile design complements the contours of truck's hood. The dark smoke acrylic material maximizes visibility, and the off-hood format makes cleaning easy. Installs easily with no drilling. Made in the USA, Bugflector is available for many popular trucks and covered by a limited lifetime warranty.

Year	Model	Part No.
Chevrolet		
2015-19	Colorado	VEN23054
2016-18	Silverado 1500	VEN23570
2015-18	Silverado 2500 (Excludes Induction System Hood)	VEN23946
2019	Silverado 1500	VEN23956
Dodge		
2019	Ram 1500	VEN23953
Ford		
2009-14	F-150 (except Raptor)	VEN23009
2017-19	F-250	VEN23264
GMC		
1999-07	Sierra 1500	VEN23814
2019	Sierra 1500	VEN23959



Bugflector II™

Similar to the Bugflector, but with a higher profile, wraparound design to protect hood, windshield, and fenders. Available to fit many popular trucks and SUVs.



Year	Model	Part No.
Chevrolet		
2003-06	Avalanche w/o Body Hardware	VEN25815
2015-19	Colorado	VEN25054
2003-05	Silverado	VEN25815
2007-14	Silverado 1500	VEN25035
2016-18	Silverado 1500	VEN25570
2019	Silverado 1500	VEN25956
2003-04	Silverado 2500 / 3500	VEN25815
2015-19	Silverado 2500 (Excl. Induction System Hood)	VEN25946
Dodge		
2019	Ram 1500	VEN25953
Ford		
2011-14	Edge	VEN25065
2001-07	Escape	VEN24320
2005-07	Escape Hybrid	VEN24320
2015-19	F-150	VEN25941
2017-19	F-250	VEN25264

Year	Model	Part No.
GMC		
2015-19	Canyon	VEN25056
1999-07	Sierra 1500	VEN25912
2007-13	Sierra 1500	VEN25159
2019	Sierra 1500	VEN25959
2001-07	Sierra 2500 / 3500	VEN25912
2007-10	Sierra 2500 / 3500	VEN25159
2000-06	Yukon / Yukon XL	VEN25912
2001-07	Yukon Denali / Denali XL	VEN25912
Mercury		
2005-07	Mariner	VEN24320
Jeep		
2018-19	Wrangler JL	VEN24827

Hoodflector™

Identical to the Bugflector II, but with a sleek, low-profile look. Attaches easily with mechanical fasteners or 3M heavy-duty double-sided tape.

Year	Model	Part No.
Chevrolet		
2007-13	Silverado 1500	VEN21136
2016-18	Silverado 1500	VEN21570
2019	Silverado 1500	VEN21956
2015-18	Silverado 2500 (Excludes Induction System Hood)	VEN21946
Dodge		
2019	Ram 1500	VEN21953
GMC		
2019	Sierra 1500	VEN21959
Ford		
1997-02	Expedition	VEN21747
1997-03	F-150 / F-250	VEN21747
2017-19	F-250	VEN21264



Aeroskin LightShield Hood Protector **NEW!**

Aeroskin LightShield™ Hood Protector, the only hood protector that offers amber LED marker lights for the edge of your hood! The light bar consists of 5 LED marker lights and is powered by connecting into the vehicle's parking lights for a seamless integration.

Year	Style	Part No.
Chevrolet		
2019	Chevy Silverado 1500	VEN753168
Ford		
2015-19	Ford F-150	VEN753096
Jeep		
2018-19	Jeep Wrangler JL	VEN753156
Dodge		
2019	Dodge Ram 1500	VEN753163



Eclipse Hood Scoops

The Auto Vent Shade Eclipse Hood Scoop transforms the stock hood into a simulated "Performance Hood". Made of durable, heat resistant, high impact ABS material, the scoops have easy, no-drill installation with concealed 3M adhesive foam tape and can be easily painted to match the factory color of the vehicle. The Hood Scoops come in three sizes: small, medium, and large, to fit multiple vehicle applications.

Style	Dimensions	Part No.
Medium, Pair	35 x 13.5 x 2	VEN80001
Small, Pair	28 x 13 x 2-1/2	VEN80002
Large, Each	29-1/4 x 22-1/4 x 2	VEN80005



VEN80002



Billet Shifter Dial Knob
BMM81166 **NEW!**

Machined billet aluminum shifter dial knob has a black anodized finish for a rugged industrial look and is easily installed.




SuperCooler™
Transmission Coolers

The SuperCooler's rigid stacked-plate design resists damage from rocks and other debris, making it the most efficient cooler for its size and weight. Pressure tested to 200 PSI, the cooler includes an installation kit.



Size	BTU Rating	Part No.
11" x 5-3/4" x 3/4"	9,800	BMM70255
11" x 7-1/4" x 3/4"	13,000	BMM70268
11" x 5-3/4" x 1-1/2"	14,400	BMM70264
11" x 8" x 1-1/2"	20,500	BMM70266



TECH TIP

Secure the shift cable as far away from the exhaust as possible using tie wraps and fabricate a heat shield out of thin sheet metal and attach it to the exhaust pipe with muffler clamps.

Nodular Iron Differential Covers For Jeep®
Wranglers & JJs **NEW!**


B&M Nodular Iron Differential Covers for Jeep® Wranglers and JJs, are engineered to stand up to the rocks and ruts that plague ordinary covers. Developed specifically for new Dana 44 AdvanTek differentials, they feature a durable black powder-coated clear-gloss finish with a machined B&M logo and rugged reinforcing ribs for maximum strength and durability. The dipstick has an easy-grip knurled finish and is magnetized to capture metal particles and protect the gears, and the covers come with detailed, easy-to-follow instructions and all the hardware a fast, easy at-home install.



Year	Description	Length	Width	Height	Weight	Part No.
2018-19	Wrangler JL Iron Diff Cover, D44A, Rear	14	14	5	105	BMM12313
2018-19	Wrangler JL Iron Diff Cover, D44A, Front	14	14	5	105	BMM12314

Hi-Tek Engine Oil And Automatic Transmission Cooler
BMM70298

Fin and plate-style cooler with 12-volt electric fan and built-in mounting bracket offers quick, efficient cooling and is perfect for trans-brake equipped drag cars. Cooler has 1/2" NPT fittings and thermal switch activated fan when temperatures exceed 175°F. Specifications: 10" x 7-1/2" x 4", 7" dia. fan @ 350 CFM, 6 Amps, 5 lbs.



Shiftplus™ Electronic Shift Improver For Electronic Auto Transmissions

The Shiftplus recalibrates late model electronically-controlled automatic transmissions for optimum performance and extended life. Unit reduces slippage and heat, while improving shift quality without having to remove the oil pan or valve body. A simple switch allows selecting between stock or high performance shifting modes. Installs in literally minutes and is 50-state emissions legal.



Year	Description	Part No.
1993-98	GM RWD/4WD With 4L60E And 4L80E Transmissions	BMM70380
1994-97	F-Series With E40D Transmissions	BMM70381





Brake Systems

Extreme/Extreme+ Option **NEW**

The Extreme+ is Baer's first monoblock system offering, and features a 6-piston monoblock caliper mated to a 14" or 15" 2-piece rotor. The Extreme is the same basic system, but features a 1-piece rotor. In many cases both systems allow for rears also that will be a visual match for a balanced look.

Call for applications.



Pro/Pro+ **NEW**

The Pro/Pro+ is Baer's best-selling brake system! The front kits include a 6-piston caliper and a 13" or 14" diameter 2-piece rotor. Our Pro system is identical to the Pro+ except that it includes a 1-piece rotor instead of a 2-piece. Both systems will allow you to have the exact same looking brake front and rear!

Call for applications.



Track 4 **NEW**

The Track4 replaces the Track 2-piston system that we offered for years with the PBR based calipers. The Track4 is only available with 13" 1-piece rotors and is a great brake upgrade for customers looking to fill their 17" wheels and update their truck to a modern braking System.

Call for applications.



SS4/SS4+ **NEW**

The SS4+ 11" front system features all the benefits of our larger brake systems, just in a smaller package to fit 15" wheels. This is a perfect system for the customer looking to retain a factory type 15" wheel, or the enthusiast that wants a larger wheel with the option to change back to the stock look.

Call for applications.



Premium Performance Rotors

ERADISpeed **NEW**

Baer has redeveloped its Eradispeed line of premium performance rotors. Featuring slotted, cross-drilled, zinc-coated and directionally vaned units that are purposecast with quality iron materials for performance far beyond the factory rotors they replace. Furthermore, Eradispeed's curve-vented design provides greater airflow and heat dissipation.

Call for applications.



ES+

Stock rotor size
2-piece



ES1

Larger than stock (size varies)
1-piece

ES+1

Larger than stock (size varies)
2-piece



Wheel Spacers **NEW**

The Baer wheel spacer is a great tool to get a desired brake system to fit inside a wheel. They are fully machined in-house from US-sourced 6061-T6 aluminum and are available in a wide variety of bolt patterns and sizes.

Call for applications.



SPORT PADS

Baer Sport Pads are the highest-friction ceramic pad available today with features that deliver the best balance between maximum performance and your daily driving. The pads are low-noise, non-abrasive, with light colored dust and great cold response and performance stability at high temperature. Baer brake pads also feature smooth progressive modulation, long pad life and low rotor wear.

Call for applications.



SPORT ROTORS

Premium direct replacement rotors with cross-drilled, slotted and zinc plated surfaces, that deliver brilliant appearance and performance. Ever increasing wheel diameters and open spoke designs have made brakes an integral part of vehicle styling and Baer's Sport Rotors offer the state-of-the-art performance solution. Coupled with Baer Sport Pads, Baer Sport Rotors produce an unparalleled combination of dynamic performance, appearance and durability.


Call for applications.





Turbo Boost Control

BD's Heavy-Duty waste gate kits replaces the weak factory unit and increases turbine speed while decreasing drive pressure and preventing waste gate "creep". It bolts up to your factory turbo and is adjustable, so you can set the desired boost level and hold it.



Part No.	Description
Dodge	
BDD1047151	1999-02 Auto With HY35 Turbo
Ford	
BDD1047170	1999.5-03 7.3L Power Stroke

Intake Hoses and Clamps

Eye-catching blue Nomex silicone hoses can withstand over 100 PSI of boost, and are secured by rugged, spring-loaded, stainless steel T-bar clamps. Engineered for each individual application, BD hose and clamp kits are a must for any modified turbo diesel.




Part No.	Description
Ford	
BDD1047030	1999-03 7.3L

Remote Fuel Filter BDD1050060

Designed to provide excellent fuel flow and efficient filtration. Features additional medial surface to hold more dirt. Helps to increase the life of the fuel filter.



Cool-It Intercoolers



With 57% more cooling surface area and a 33% thicker core, the Cool-It increases cooling effectiveness to approximately 90%, compared to only 70% for the stock intercooler. The 36% larger inlet and discharge tubes can handle up to 100 PSI of boost and over 1500 CFM, while holding pressure drop to less than 1 PSI. A direct, bolt-in replacement for the stock unit, the Cool-It is the best-looking, best performing intercooler on the market.

Part No.	Description	Vehicle
BDD1042520	1994-02 5.9L	Dodge
BDD1042525	2003-07 5.9L	Dodge
BDD1042530	2010-12 6.7L	Dodge

Electronic Boost Builders

Installed in-line with the MAP sensor, the Electronic Boost Builder increases boost pressure and intercepts the message to the ECM, preventing it from setting an over boost trouble code that can cost between 50-80 HP.



Part No.	Description
Dodge	
BDD1515931	1998-00 24-Valve With Round MAP Plug
BDD1515932	2001 With Oval MAP Plug
BDD1515933	2002 With Flat MAP Plug
BDD1515935	2003-2004
BDD1515936	2004.5-07 5.9L 600/610 Series
Ford	
BDD1516000	2003-07 6.0L Power Stroke

Steering Box Stabilizers



Eliminate steering wander and wobble caused by excessive shaft play in the steering box of late model Dodge trucks. SBS also prevents frame flex at the steering box mounting point, resulting in more positive steering feel. Silver powder coated SBS features a greasable, high-quality bearing and includes hardware and instructions.

Part No.	Description
Dodge	
BDD1032004	1994-02 Dodge 4WD

Flow-MaX Lift Pump Kits



Compact, quiet, and capable of delivering sufficient fuel to engines with over 600 horsepower, BD diesel fuel pumps feature a proven gerotor design, hard anodized aluminum body, and pump 180 gallons per hour at 10 PSI, and up to 200 GPH at full flow. An ideal replacement for the stock fuel pump.

Part No.	Description
BDD1050301D*	Flow-MaX Pump Kit, 1998.5-02 Dodge
BDD1050320D	Flow-MaX Pump Kit, 2001-12 Chevy, 6.6L

* 1998-2004 Dodge trucks that have an OEM intake pump conversion done require a BDD1050302 retrofit kit.



Dodge Pulse Exhaust Manifold



Cast from high-silicon ductile iron, these manifolds feature expansion joints that prevent cracking or exhaust leaks and are "pulse tuned" to assist in combustion chamber evacuation and increased exhaust flow. The result is quicker turbo spool-up, reduced back pressure, increased power and better fuel economy. Gaskets sold separately.

Part No.	Description
BDD1045986	1998-07 5.9L 24-Valve Gasket Set

Duramax Full Bore Exhaust Manifold For 2001-10 Chevy BDD1041460



The factory driver's side exhaust manifold is pinched down to allow for steering shaft clearance which results in a 80% flow restriction. BD's Full Bore exhaust manifold restores exhaust flow balance, improving power and reducing EGT. Made from high-silicon ductile iron, the Full Bore is drilled and tapped to accept the most popular EGT probes.

Exhaust Brakes

Increase slowing power, reduce wear on your truck's brakes with the original BD Exhaust Brake. Patented Variable Orifice Technology provides peak performance throughout the engine's RPM range, not just at high rpm.



Part No.	Description
BDD2023144	1999-03 7.3L

EGR Cooler Delete Kit For 2003-07 Ford 6.0L BDD1090001

Designed to eliminate the problem of sticky OEM EGR valves, over-pressurization of the coolant system, and the possibility of blown head gaskets due to the EGR cooler leaking into the cylinder. The kits includes a high-quality stainless steel TIG-welded pipe, a billet aluminum blocker plate with gasket, a Viton® coolant tube O-ring, an exhaust feed pipe gasket, and a high-temperature silicone heater hose with stainless steel clamps.



High Idle Kit


Warm up your Ford Power Stroke or Chevy Duramax engine faster on cold mornings with BD's High Idle Kit. Quick and easy to install, the High Idle switch mounts on the dashboard and taps into five wires under the dash. Rotating switch allows for adjustable high idle. Great for use with remote starters, PTO's, and extended idling applications.



Part No.	Description
Ford	
BDD1036610	2005-14 6.0L/6.4L/6.7L

Ford 2008-10 6.4L Water In Fuel Alarm Kit BDD1050356

The Water In Fuel Alarm Kit gives immediate warning when there is water in the fuel system, while the factory Ford warning system has a 10-minute delay. This delay could add as much as 3 gallons of contaminated fuel to the system which in turn could lead to high-pressure fuel pump and/or injector failure. High-pressure pump failure can damage the pump drive gears beyond repair, possibly requiring complete engine replacement. Installation is done by simply connecting to the OEM sensor on the horizontal fuel conditioning module with a plug-in connector supplied in the kit. The kit includes red led warning light, wiring harness, and control module.



Water In Fuel Sensor Kit For Dodge 200-07 BDD1050350

Designed for use with BD Diesel's Flow-MaX pump and water separator to prevent fuel system damage. Kit includes sealed plug connectors and loomed wire harness that connect to OEM Dodge water in fuel light.




Dodge Flex-Plate For 1994-07 5.9L BDD1041210

The BD Flex-Plate is guaranteed to be the industry's strongest -reliably handling over 1,500 lbs.-ft. of torque. Featuring twice the material of the stock flex plate, these units are forged billet, precision-balanced, SFI- approved and black oxide coated to resist corrosion and prevent hydrogen embrittlement that can cause cracking.





**Dodge VP44 "Stealth" Cover
BDD1050201**



For the 1998-2002 Dodge 24V 5.9L, cover fits onto the VP44 injection pump, providing a secure, sealed connection instead of notching the pump wire for power mods like an Edge Comp or TST box. The Stealth Cover makes for a clean install and easy removal of racing performance boxes, and it provides a more reliable connection.



Diesel Exhaust (Jake) Brake Kits NEW



Manufactured with rugged cast-iron housings and incorporating BD Diesel's exclusive Variable Orifice Technology, these universal exhaust brake kits provide up to 150 retarding horsepower throughout the engine's rpm range. Kits include IP67 sealed air compressor, downpipe mount and all hardware needed for installation. Warranty 24 months/24,000 miles.

Part No.	Description
BDD1028130	Universal Exhaust Brake Kit, Fits 3" Pipe
BDD1028135	Universal Exhaust Brake Kit, Fits 3-1/2" Pipe
BDD1028140	Universal Exhaust Brake Kit, Fits 4" Pipe
BDD1028150	Universal Exhaust Brake Kit, Fits 5" Pipe



4 X 4 Off-Road And DOT Truck Wheels

Off-road 4x4 truck owners rejoice! Bassett offers a durable off-road wheel capable of tackling the Rubicon trail or simply looking the part on your drive to work. DOT wheels feature a 0.125" thick roll-form rim shell, making them legal for the street. Spun-form off-highway wheels use thinner material for a lighter and lower runout piece.

These off-road wheels feature a stylish deep-dish design with 8 D holes, protected with a black powder coat finish. Tough spun and roll-form rim shells are designed to handle the bumpiest trails, while valve stems are protected from brush and rocks with behind-center placement. Wheels have 5/8" stud holes and require 1" 45° seat chamfer lug nuts.

Part No	Description
BASD58DF4	15" x 8" D Hole, 5" x 4.5" BC, 4" BS Black DOT
BASD58DJ4	15" x 8" D Hole, 5" x 5.5" BC, 4" BS Black DOT
BAS50SJ4B	15" x 10" D Hole, 5" x 5.5" BC, 4" BS Black Non-DOT



Designed to protect the truck bed from exposure to the elements, BAK Industries presents a full selection of tonneau covers that also increase function and add curb appeal. Each and every BAK tonneau cover is made in the USA and backed by the best warranty in the business.

BakFlip MX4 Tonneau Bed Cover

This low-profile, flush-mount, premium hard folding cover is constructed with heavy-duty matte finished aluminum panels. Special features include an integrated tailgate seal allowing the tailgate to close with the cover up or down, and clamp-on, no drill installation. 3-year extended warranty. Made in USA.



Part No.	Application
BAK448100	2007-13 Silverado/Sierra 1500, 5' 8"
BAK448120	2014-18 Silverado/Sierra 1500, 5' 8" Bed
BAK448121	2014-18 Silverado/Sierra 1500, 6' 6" Bed
BAK448130	1999-19 Silverado/Sierra 2500/3500, 6' 6" Bed
BAK448130	2019 Silverado/Sierra 1500 5' 8" Bed
BAK448131	2019 Silverado/Sierra 1500 6' 6" Bed
BAK448203	2010-18 Ram 1500, 6' 4" Bed Without RamBox
BAK448207	2010-19 Ram 2500/3500, 6' 4" Bed without RamBox
BAK448223	2010-18 Ram 1500, 5' 7" Box Without RamBox
BAK448223	2019 Ram, 1500 6' 4" w/o Ram Box (New Body Style)
BAK448227	2019 Ram 1500, 5'7" Box without Rambox
BAK448309	2004-14 Ford F150 New Body Style, 5' 7" Bed
BAK448310	2008-16 Ford F250/F350 Super Duty, 6' 9" Bed
BAK448327	2015-19 Ford F150, 6' 7" Bed
BAK448329	2015-19 Ford F150, 5' 7" Bed
BAK448330	2017-19 Ford F250/F350 Super Duty, 6' 9" Bed
BAK448331	2017-19 Ford F250/F350 Super Duty, 8' Bed
BAK448332	2019 Ford Ranger, 5' Bed
BAK448409	2007-19 Toyota Tundra, 5' 6" Without Deck Rail System

BAK Revolver X4

The BAK Revolver X4, featuring the same great features of the Revolver X2, now with a stylish matte finish. When closed, heavy-duty aluminum slats secure the cover the full length of the bed on both sides, providing unrivaled strength and security. When opened, the cover rolls up tight, providing full bed access without blocking rear view mirror and third brake light visibility.



The RX4 is constructed of heavy-duty aluminum panels. When latched, the 3/4" patented rotational locking rails secure the cover the entire length of the truck bed.

Part No.	Application
BAK79100	2007-13 Silverado/Sierra 1500, 5' 8"
BAK79120	2014-18 Silverado/Sierra 1500, 5' 8" Bed
BAK79121	2014-18 Silverado/Sierra 1500, 6' 6" Bed
BAK79130	2015-179 Silverado/Sierra 2500/3500, 6' 6" Bed
BAK79130	2019 Silverado/Sierra 1500 5' 8" Bed
BAK79131	2019 Silverado/Sierra 1500 6' 6" Bed
BAK79213	2010-18 Ram 1500, 6' 4" Bed Without RamBox
BAK79207	2010-19 Ram 2500/3500, 6' 4" Bed without RamBox
BAK79223	2010-18 Ram 1500, 5' 7" Box Without RamBox
BAK79227	2019 Ram, 1500 6' 4" w/o Ram Box (New Body Style)
BAK79227	2019 Ram 1500, 5'7" w/o Ram Box (New Body Style)
BAK79309	2004-14 Ford F150 New Body Style, 5' 7" Bed
BAK79307	2004-14 Ford F150, 6' 6" Bed
BAK79310	2008-16 Ford F250/F350 Super Duty, 6' 9" Bed
BAK79327	2015-19 Ford F150, 6' 7" Bed
BAK79329	2015-19 Ford F150, 5' 7" Bed
BAK79330	2017-19 Ford F250/F350 Super Duty, 6' 9" Bed
BAK79331	2017-19 Ford F250/F350 Super Duty, 8' Bed
BAK79332	2019 Ford Ranger, 5' Bed
BAK79409	2007-19 Toyota Tundra, 5' 6" Without Deck Rail System

Revolver X2 Hard Roll-Up Bed Cover

Designed with locking rails that secure the full length of the truck bed and do not cover stake pockets. This aluminum cover is easily rolled up from either side with one hand and allows 100% access to bed. 3 year warranty. Made in USA.



Part No.	Application
BAK39100	2007-13 Silverado/Sierra 1500, 5' 8" Bed
BAK39120	2014-18 Silverado/Sierra 1500, 5' 8" Bed
BAK39121	2014-18 Silverado/Sierra 1500, 6' 6" Bed
BAK39130	1999-19 Silverado/Sierra 2500/3500, 6' 6" Bed
BAK39130	2019 GM Silverado/Sierra 1500 5' 8" Bed
BAK39131	2019 GM Silverado/Sierra 1500 6' 6" Bed
BAK39207	2010-18 Ram 1500, 5' 7" Box Without RamBox
BAK39213	2010-18 Ram 1500, 6' 4" Bed Without RamBox
BAK39213	2010-19 Ram 2500/3500, 6' 4" Bed without RamBox
BAK39223	2019 Ram 1500 6' 4" Bed Without RamBox (New Body Style)
BAK39227	2019 Ram 1500 5' 7" Bed Without RamBox (New Body Style)
BAK39309	2004-17 Ford F150 New Body Style, 5' 7" Bed
BAK39310	2008-16 Ford F250/F350 Super Duty, 6' 9" Bed
BAK39327	2015-19 Ford F150, 6' 7" Bed
BAK39329	2015-19 Ford F150, 5' 7" Bed
BAK39330	2017-19 Ford F250/F350 Super Duty, 6' 9" Bed
BAK39331	2017-19 Ford F250/F350 Super Duty, 8' Bed
BAK39332	2019 Ford Ranger, 5' Bed
BAK39409	2007-19 Toyota Tundra, 5' 6" Without Deck Rail System

Vortrak



The Vortrak is constructed of 1/2" thick aluminum slats that easily glide along heavy-duty aluminum rails that mount flush with the truck bed caps, providing a sleek, low-profile look. When fully retracted, the system neatly slows into a space-saving, spring-loaded canister, and can be pulled out quickly and easily with the included strap.

In addition to the fully opened and closed positions, the Vortrak can be locked into place in two additional locations of your choice. The Vortrak can be installed easily without the use of a drill or special tools, is made in the USA, and comes backed by a 2-year warranty.

Part No.	Application
BAKR25100	2007-13 Silverado/Sierra 1500, 5' 8"
BAKR25120	2014-18 Silverado/Sierra 1500, 5' 8" Bed
BAKR25121	2014-18 Silverado/Sierra 1500, 6' 6" Bed
BAKR25130	2015-179 Silverado/Sierra 2500/3500, 6' 6" Bed
BAKR25130	2019 Silverado/Sierra 1500 5' 8" Bed
BAKR25131	2019 Silverado/Sierra 1500 6' 6" Bed
BAKR25203	2010-18 Ram 1500, 6' 4" Bed Without RamBox
BAKR25207	2010 Ram 2500/3500, 6' 4" Bed without RamBox
BAKR25223	2010-18 Ram 1500, 5' 7" Box Without RamBox
BAKR25227	2019 Ram, 1500 6' 4" w/o Ram Box (New Body Style)
BAKR25227	2009-17 Ram 1500, 5'7" Box without Rambox
BAKR25309	2004-14 Ford F150 New Body Style, 5' 7" Bed
BAKR25307	2004-14 Ford F150, 6' 6" Bed
BAKR25310	2008-16 Ford F250/F350 Super Duty, 6' 9" Bed
BAKR25327	2015-19 Ford F150, 6' 7" Bed
BAKR25329	2015-19 Ford F150, 5' 7" Bed
BAKR25330	2017-19 Ford F250/F350 Super Duty, 6' 9" Bed
BAKR25332	2019 Ford Ranger, 5' Bed
BAKR25410	2007-19 Toyota Tundra, 5' 6" Without Deck Rail System

BedRug Bed Liner



The look and comfort of carpet in an ultra-tough 100% polypropylene product that protects new truck beds from damage and will stand up to harsh conditions from gravel to chemicals. Non-skid surface keeps cargo in place. Custom molded to fit specific year, make, and model truck beds.

Part No.	Year	Description
Chevrolet/GMC		
BEDBRC99SBK	1999-06	GM Pickup, 6' 6" Bed
BEDBRC07CCK	2007-18	Silverado/Sierra, 1500/2500 5' 8" Bed
BEDBRC07SBK	2007-18	Silverado/Sierra, 1500/2500 6' 6" Bed
BEDBRC19CCK	2019	Silverado/Sierra 1500, 5' 8" Bed (Without Multi-Pro Tailgate)
BEDBRC19SBK	2019	Silverado/Sierra 1500, 6' 6" Bed (Without Multi-Pro Tailgate)
BEDBRC07SBK	2019	Silverado/Sierra 2500, 6' 6" Bed
Dodge		
BEDBRT09CCK	2009-18	Ram 5' 7" Bed, w/o RamBox
BEDBRT02SBK	2002-18	Ram, 6' 4" Bed, w/o RamBox
BEDBRT19CCK	2019	Ram 1500, 5' 7" Bed, w/o RamBox
BEDBRT19SBK	2019	Ram 1500, 6' 4" Bed, w/o RamBox
Ford		
BEDBRQ04SCK	2004-08	F-150 5' 5" Bed
BEDBRQ04SCK	2009-14	F-150 (w/o Step Gate), 5' 5" Bed
BEDBRQ15SCK	2015-19	F-150, 5' 5" Bed
BEDBRQ15SBK	2015-19	F-150, 6' 6" Bed
BEDBRQ17SBK	2017-19	F-250 Superduty 6' 9"
BEDBRQ17LBK	2017-19	F-250 Superduty 8'
Toyota		
BEDBRY07SBK	2007-17	Tundra, 5' 5" Bed

TrackMat - All-Purpose Utility Mat

Ultra-tough 3/4" inch foam 2 x 4 ft. foldable utility mat is plush, comfortable, looks and feels like carpet. Resists stains, oil, and water. Lightweight and portable for use around the shop and outdoors. Folds for easy storage. Sold individually.

Part No.	Description
BEDTW2X4MAT	TrackMat Utility Mat, Each

BedRug Tailgate Mat

Featuring 1/4" thick foam and easy installation utilizing hoop and loop fasteners the BedRug Tailgate Mat is both attractive and functional. These weather resistant, custom-fit mats are manufactured out of the same polypropylene material as the BedRug Bed Mat, making them slip and skid-resistant as well as easy to clean. Made in the USA. For use with BedRug Bed Mat.

Part No.	Year	Description
Chevrolet/GMC		
BEDBMC99TG	1999-07	Silverado/Sierra Classic
BEDBMC07TG	2007-18	Silverado/Sierra
BEDBMC19TG	2019	Silverado/Sierra (Without Multi-Pro Tailgate)
BEDBMC07TG	2019	Silverado/Sierra 2500
Dodge		
BEDBMT02TG	2002-18	Ram
BEDBMT19TG	2019	Ram

Bedrug Impact Liner **NEW!**



Bedrug knows about protecting truck beds from day-to-day abuse, without sacrificing usability or great looks. The Impact Liner's anti-skid TPO composite surfaces with a 3/4" foam cell for the bed floor and tailgate keep cargo from sliding around while protecting the truck bed from scratches and dings far better than a spray-in bedliner can. Soft, weather-resistant BedRug material on the front and sides provides a plush look and added protection. All backed by BedRug's limited lifetime warranty.

Part No.	Description
Chevrolet/GMC	
BEDILC07CCK	2007-18 Silverado/Sierra with 5'8" Bed
BEDILC07SBK	2007-18 Silverado/Sierra with 6'6" Bed
BEDILC19CCK	2019 Silverado/Sierra with 5'8" Bed w/o Multi-Pro Tailgate
BEDILC19SBK	2019 Silverado/Sierra with 6'6" Bed w/o Multi-Pro Tailgate
Ford	
BEDILQ15SBK	2015-19 Ford F150 with 6'6" Bed
BEDILQ15SCK	2015-19 Ford F150 with 5'5" Bed
BEDILQ17LBK	2017-19 Ford Super-Duty with 8' Bed
BEDILQ17SBK	2017-19 Ford Super-Duty with 6'6" Short Bed
Dodge	
BEDILT19CCK	2019 Ram 5'7" Bed
BEDILT19SBK	2019 Ram 6'4" Bed




Part No.	Year	Description
Ford		
BEDBMQ99TG	1999-16	F-250/F-350 Super Duty w/o Step Gate
BEDBMQ15TG	2015-19	F-150
BEDBMQ17TG	2017-19	F-250/F-350 Super Duty w/o Factory Step Gate
BEDBMQ04TG	2004-14	F-150
Toyota		
BEDBMY05TG	2005-19	Tacoma
BEDBMY07TG	2007-19	Tundra

BedRug Bed Mat

The non-skid removable Mat is constructed of the same 100% polypropylene material as the BedRug liner. Exac-fit custom-made mats feature a cushioned foam surface that holds and protects cargo. No-drill mats are available in 2 styles. Tailgate mats are sold separately. Made in the USA.

BedRug Mat With Spray-In or Non-Liner

Style 2 specifically fits those pickups with no bed liner or pickups with an existing spray-in liner. Featuring 3/4" foam backing, this Bed Mat attaches with hook-and-loop fasteners.



Part No.	Application
Chevrolet/GMC	
BEDBMC99SBS	1999-07 Silverado/Sierra Classic 6' 6" Bed
BEDBMC07SBS	2008-18 Silverado/Sierra 6' 6" Bed
BEDBMC07CCS	2008-18 Silverado/Sierra 5' 9" Bed
BEDBMC19SBS	2019 Silverado/Sierra 1500 6' 6" Standard Bed
BEDBMC19CCS	2019 Silverado/Sierra 1500 5' 8" Short Bed
BEDBMC07SBS	2019 Silverado/Sierra 2500 HD 6' 6" Bed
Dodge	
BEDBMT09BXS	2009-18 Ram 5' 7" Bed with Rambox
BEDBMT09CCS	2009-18 Ram 5' 7" Bed w/o Rambox
BEDBMT19SBS	2019 Ram 1500 6' 4" Bed
BEDBMT19CCS	2019 Ram 1500 5' 7" Bed
Ford	
BEDBMQ99SBS	1999-16 F-250/F-350 Super Duty 6' 6" Bed
BEDBMQ17LBS	2017-19 F-250 8' Bed
BEDBMQ17SBS	2017-19 F-250 6' 5" Bed
BEDBMQ04SCD	2004-13 F-150 5' 6" Bed
BEDBMQ04SBS	2004-13 F-150 6' 6" Bed
BEDBMQ15SCD	2015-19 F-150 5' 5" Bed
BEDBMQ15SBD	2015-19 F-150 6' 5" Bed
Toyota	
BEDBMY05DCS	2005-19 Tacoma 5' Bed
BEDBMY05SBS	2005-19 Tacoma 6' Bed
BEDBMY07SBS	2007-19 Tundra 5' 6" Bed
BEDBMY07RBS	2007-19 Tundra 6' 6" Bed

BedRug Mat With Drop-In Liner


Style 1 is designed for trucks with a pre-equipped drop-in plastic liner. This mat features 1/2" thick foam backing which installs directly to the existing liner with threaded plastic studs.



Part No.	Application
Chevrolet/GMC	
BEDBMC07SBD	2007-18 Silverado/Sierra 6' 6" Bed
BEDBMC07CCD	2007-18 Silverado/Sierra 5' 8" Bed
Dodge	
BEDBMT02SBD	2002-18 Ram 6' 4" Bed w/o Rambox Storage
BEDBMT09CCD	2009-18 Ram 5' 7" Bed w/o Rambox Storage
Nissan	
BEDBMN05CCD	2005-15 Frontier 5' Bed
Toyota	
BEDBMY07SBD	2007-19 Tundra 5' 6" Bed
BEDBMY07RBD	2007-19 Tundra 6' 6" Bed

Impact BedMat NEW!

This mat is designed to work with truck beds that have a spray-in liner or no liner at all. These 3/4" thick padded mats turn the truck bed into a flat work surface. The anti-skid top surface material TPO (thermo-polyolefin) is gas, oil, chemical, and weather-resistant. Kit includes a tailgate gap guard and tailgate mat. Made in USA.



Part No.	Application
Chevrolet/GMC	
BEDIMC07CCS	2007-18 Silverado/Sierra, 5' 8" Bed
BEDIMC07LBS	2007-18 Silverado/Sierra, 8' Bed
BEDIMC07SBS	2007-18 Silverado/Sierra, 6' 6" Bed
BEDIMC07SBS	2019 Silverado/Sierra, 6' 6" Bed
BEDIMC19SBS	2019 Silverado/Sierra 1500, 6' 6" Standard Bed (without Multi-Pro Tailgate)
BEDIMC07SBS	2019 Silverado/Sierra 2500 HD, 6' 6" Bed
BEDIMC19CCS	2019 Silverado/Sierra 1500, 5' 8" Standard Bed (without Multi-Pro Tailgate)
Dodge	
BEDIMT02LBS	2002-18 Ram, 8' Bed
BEDIMT02SBS	2002-18 Ram, 6' 4" Bed
BEDIMT09CCS	2002-18 Ram, 5' 7" Bed
BEDIMT19SBS	2019 Ram 1500, 6' 4" Bed
BEDIMT19CCS	2019 Ram 1500, 5' 7" Bed
Ford	
BEDIMQ15LBS	2015-19 F150, 8' Bed
BEDIMQ15SBS	2015-19 F150, 6' 5" Bed
BEDIMQ15SCS	2015-19 F150, 5' 5" Bed
BEDIMQ17LBS	2017-19 F250, 8' Bed
BEDIMQ17SBS	2017-19 F250, 6' 5" Bed

XL BedMat NEW!

Designed to work with truck beds that have a spray-in liner or no liner at all, these 3/4" thick padded mats turn the truck bed into a flat work surface. The soft polypropylene top surface material is gas, oil, chemical, and weather-resistant. Kit includes a tailgate gap guard and tailgate mat. Made in USA.



Part No.	Application
Chevrolet/GMC	
BEDXLTBMC07CCS	2007-18 Silverado/Sierra, 5' 8" Bed
BEDXLTBMC07LBS	2007-18 Silverado/Sierra, 8' Bed
BEDXLTBMC07SBS	2007-19 Silverado/Sierra, 6' 6" Bed
BEDXLTBMC19SBS	2019 Silverado/Sierra 1500, 6' 6" Bed (Without Multi-Pro Tailgate)
BEDXLTBMC19CCS	2019 Silverado/Sierra 1500, 5' 8" Short Bed (Without Multi-Pro Tailgate)
BEDXLTBMC07SBS	2019 Silverado/Sierra 2500 HD, 5' 8" Short Bed
Dodge	
BEDXLTBMT02LBS	2002-18 Ram, 8' Bed
BEDXLTBMT02SBS	2002-18 Ram, 6' 4" Bed
BEDXLTBMT09CCS	2002-18 Ram, 5' 7" Bed
BEDXLTBMT19SBS	2019 Ram 1500, 6' 4" Bed (Without RamBox)
BEDXLTBMT19CCS	2019 Ram 1500, 5' 7" Bed (Without RamBox)
Ford	
BEDXLTBMQ15LBS	2015-19 F150, 8' Bed
BEDXLTBMQ15SBS	2015-19 F150, 6' 5" Bed
BEDXLTBMQ15SCS	2015-19 F150, 5' 5" Bed
BEDXLTBMQ17LBS	2017-19 F250, 8' Bed
BEDXLTBMQ17SBS	2017-19 F250, 6' 5" Bed

Jeep® Kits

These 100% waterproof, custom-molded die-cut kits provide the convenience and comfort of a floor liner without the worry of mold, mildew, or stains. They will withstand the harshest of conditions while insulating the interior from both road noise and heat. Made in USA.

BedRug for Jeep®

These custom-molded, die-cut, 100% polypropylene kits are made for 1976-current model year Wranglers. The carpet-like material gives ultra-plush feel and appearance with ultra-tough protection.



Part No.	Application
BEDBRCYJ76F	1976-95 CJ-7/YJ, Front 8 Piece Floor Kit, Includes Heat Shields
BEDBRYJ87R	1987-95 YJ, Rear 4 Piece Cargo Kit, Includes Tailgate And Cargo Liner
BEDBRTJ97F	1997-06 TJ, Front 3 Piece Floor Kit With Center Console, Includes Heat Shields
BEDBRTJ97FNC	1997-06 TJ, Front 3 Piece Floor Kit W/O Center Console, Includes Heat Shields
BEDBRTJ97R	1997-06 TJ, Rear Cargo Kit, Includes Tailgate
BEDBRJK11F2	2011-17 Jeep Wrangler 2 Door 2018 Jeep Wrangler JK 2 Door 3 Piece Floor Kit (Includes Heat Shields)
BEDBRJK07F4	2007-17 Jeep Wrangler 4 Door 2018 Jeep Wrangler JK 4 Door 4 Piece Floor Kit (Includes Heat Shields)
BEDBRJKTG	2007-18 Wrangler Tailgate Mat 2/4 Door

BedTred for Jeep®

These high-end, rugged liners are made for 1997-current model year Wranglers to give the appearance of a spray-in liner without any labor intensive prepping. The convenience and comfort of a non-permanent liner that is easily removed and cleaned.



Part No.	Application
BEDBTTJ97R	1997-06 TJ, Rear 4 Piece Cargo Kit, Includes Tailgate
BEDBTTJ97F	1997-06 TJ, Front 3 Piece Floor Kit With Center Console, Includes Heat Shields
BEDBTJK11F2	2011-17 Jeep Wrangler 2 Door 2018 Jeep Wrangler JK 2 Door 3 Piece Floor Kit (Includes Heat Shields)
BEDBTJK07F4	2007-17 Jeep Wrangler 4 Door 2018 Jeep Wrangler JK 4 Door 4 Piece Floor Kit (Includes Heat Shields)
BEDBRJK11R4	2011-17 Jeep Wrangler 4 Door 2018 Jeep Wrangler JK 4 Door 5 Piece Cargo Kit (Includes Tailgate & Tub Liner)
BEDBRJK11R2	2011-17 Jeep Wrangler 2 Door 2018 Jeep Wrangler JK 2 Door 5 Piece Cargo Kit (Includes Tailgate & Tub Liner)
BEDBTJKTG	2007-18 Wrangler Tailgate Mat 2/4 Door

Bedrug Headliners

Give the inside of your Jeep's hard top a soft touch! Made with BedRug's unique material and backed with 1/2" polypropylene foam, these custom die-cut headliners are designed to help keep heat and road noise out. The easy-to-clean material resists stains, mold, mildew, and moisture, and installs easily with specially designed tape. Call for other Jeep JK options.



Part No.	Application
BEDHLJK112DRK	2011-18 Jeep Wrangler JK 2-Door
BEDHLJK11FTK	2011-17 Jeep Wrangler 2 Door Freedom Top Only 2011-17 Jeep Wrangler 4 Door Freedom Top Only 2018 Jeep Wrangler JK 2 Door Freedom Top Only 2018 Jeep Wrangler JK 4 Door Freedom Top Only

VanRug

Constructed with 3/4", custom-molded, foam-backed, ultra-tough 100% polypropylene the VanRug gives the look and comfort of carpet. In addition to protecting the interior of the van, it also provides impact and cargo area protection along with being a heat and noise insulator.



Part No.	Application
BEDVRTC11	2011-13 Ford Transit Connect Van
BEDVRNV11	2012-17 Nissan NV Van
BEDVRF92	1992-13 Ford E-Series Standard Van
BEDVRF92X	1992-14 Ford E-Series Extended Van
BEDVRG96X	1996-18 Chevrolet Express Extended Van

VanTred

Manufactured with 1/2" custom molded foam and a TPO composite surface the VanTred provides a rugged work area. Die cut and vehicle-specific the VanTred also acts as a noise and heat insulator.

Part No.	Application
BEDVTNV11	2012-17 Nissan NV Van
BEDVTRF92	1992-13 Ford E-Series Standard Van
BEDVTRF92X	1992-14 Ford E-Series Extended Van
BEDVTRG96	1996-18 Chevrolet Express Standard Van
BEDVTRG96X	1996-18 Chevrolet Express Extended Van
BEDVTTC11	2011-13 Ford Transit Connect Van



The Belltech Stance

Designed to build a truck or SUV to suit the personality and lifestyle of the owner through the use of matched components. Using Belltech suspension components for front drops from 1 to 5 inches and rear drops ranging from 1 to 8 inches, anyone can build a custom sport truck to meet personal objectives. **Call for applications.**



Performance Handling Kits



Premium Performance Handling Kits include all of the necessary components to properly lower a sport truck or SUV, while providing improved performance handling and superior ride quality. Each kit is complete with Street Performance Plus shock absorbers, sway bar, and necessary hardware.

Part No.	Description	Lowers Front	Lowers Rear
BLL985HK	2007-18 Silverado/Sierra 1/2 Ton Pick-Up (All Cabs), Short Bed	1"-3"	2"-3"
BLL987HK	2014-18 Silverado/Sierra 1/2 Ton Pick-Up (All Cabs), Short Bed	1"-3"	4"
BLL1001HK	2015-18 F-150 (All Cabs) 2/4WD	1"-3"	4"

Performance Handling Kits Plus



Top-of-the-line kits are similar to the standard units but add double-adjustable shock absorbers for a truly customizable ride. Kits come complete with Street Performance Plus adjustable shock absorbers, sway bar, and necessary hardware.

Part No.	Description	Lowers Front	Lowers Rear
BLL985HKP	2007-13 Silverado/Sierra 1/2 Ton Pick-Up (All Cabs), Short Bed	1"-3"	2"-3"
BLL987HKP	2014-18 Silverado/Sierra 1/2 Ton Pick-Up (All Cabs), Short Bed	1"-3"	4"
BLL963HKP	2009-18 Dodge Ram Quad/Crew Cab (w/o Air Suspension)	1"-3"	4"
BLL1001HKP	2015-18 F-150 (All Cabs) 2/4WD	1"-3"	4"



Bilstein B6 - HD Light Truck/SUV

If you're looking for suspension performance, the BILSTEIN shock absorber is the best solution to improve your Truck or SUV's ride. Unbelievable control, precise handling, ultimate performance and incredible comfort. You'll soon discover there is, quite literally, nothing like it. **Call for applications**

- Monotube gas pressure construction
- Improved ride and handling
- Added traction and enhanced stability
- Increased performance, even when hauling or towing heavy loads.
- Road-tested and fine-tuned by BILSTEIN for each vehicle specific application.



Female Cigarette Adaptor

BAT081-0069-8

With six feet of cord and ring terminal connection fitting this adaptor allows mounting items in those hard to access locations.. Rugged and durable construction with protective flap to keep out foreign objects.



Battery Management System

Solid-state two-color LED indicates stage of charger; spark-proof and reverse polarity protected. Two independent charging stations, each providing 12 volts/1.25 amps, with temperature compensation to ensure optimum charge voltage according to ambient temperature. Complete 3-step charging program (Initialization, Bulk Charge, Float Mode) allows for optimization of battery power without overcharging. 2-year limited warranty.



Part No.	Description
BAT022-0165-DL-WH	2-Bank Battery Management System
BAT022-0148-DL-WH	4-Bank Battery Management System
BAT021-0133-DL-WH	5-Bank Battery Management System
BAT021-0134-DL-WH	10-Bank Battery Management System

Battery Tender Junior

The Junior offers 3-step, fully automatic charging. Choose the 6V @ 750mA or the 12V @ 750mA charger with 12-foot output cords. The charger will not spark even when output leads touch. It's reverse polarity protected, and even if the leads get hooked to the wrong terminals, no damage will occur to the battery or the charger. A two-color LED state-of-charge indicator is standard. The Battery Tender Junior has a 5-year warranty.



Part No.	Description
BAT022-0196	6 Volt
BAT021-0123	12 Volt

Junior 12V 800 Selectable Lead Acid/Lithium Charger NEW! BAT022-0199-DL-WH

The Battery Tender® Jr. 800 is lightweight, compact, and very easy to use, especially in small spaces. With selectable battery type, it will keep your battery fully charged so that it is ready to go when you are!





Battery Tender Plus BAT021-0128

The 12V@1.25 amp Battery Tender Plus offers 4-step, fully automatic charging for all types of batteries and poses no threat to battery or charger if reverse polarity occurs. Spark-proof, even if leads touch. The Plus is strong enough to perform optimal charge even in extreme weather. A 72-hour safety timer protects marginal batteries. The state of charge indicator has two LED's to help monitor battery condition at all times. Output cords are 6 ft. long. The Battery Tender Plus has a 10-year warranty.



Power Tender 4-Amp NEW! BAT022-0209-DL-WH

The Battery Tender® 4-amp Power Tender can be used on 12-volt or 6-volt AGM/Standard batteries and 12-volt only GEL/Lithium type batteries. Designed with ISM™ (infinite sequential monitoring) of the 4-step charging process: qualification, bulk charge, absorption, and float. It's reverse polarity protected; even if the leads get hooked to the wrong terminals, no damage will occur to the battery or the charger. 5-year warranty.



Power Plus™ 75A Booster Battery Charger w/Wi-Fi NEW! BAT022-0227-DL-WH

Integrated Wi-Fi allows user to connect charger to the internet, get alerts, and control the charger from IOS or an Android device. The Power Plus series also allows connecting the battery to the internet. Output features include charging and maintaining @ 1.25 amp, battery boost @ 20 amp, engine start assist @ 75 amp and 1 amp 13-volt power supply. ISM™ adaptive charging micro-controller constantly updates charge sequence for smooth transitions between charging steps. It's reverse polarity protected; even if the leads get hooked to the wrong terminals, no damage will occur to the battery or the charger. 5-year warranty.



Waterproof 800 BAT022-0150-DL-WH

12V @ 800mA unit is waterproof, vibration and shock-resistant, and spark-proof even when leads touch. It has 3-step fully automatic charging for all types of batteries, reverse polarity protection, state-of-charge indicator and a 3-year warranty.



Wireless Battery Monitor NEW! BAT081-0172

This wireless battery monitor is designed to alert a smart phone or tablet on a battery's charge status or current voltage. Installs in-line with any Battery Tender® product. Must be used with Battery Tender® app.



Ring Terminal Harness With Black Fused 2-Pin Quick Disconnect Plug BAT081-0069-6

Has 18" cord adaptor and plugs into all Deltran Battery Tenders. Convenient for hard-to-access batteries.



Alligator Clips With Black 2-Pin Quick Disconnect Plug BAT081-0069-4

Has 8" cord adaptor and plugs into all Deltran Battery Tenders. Convenient for hard-to-access batteries.



Extension Leads

Extension lead for use to extend the length of the charger's reach from input to battery. Not for use with the 6-volt battery tender.



Part No.	Description
BAT081-0148-12	12.5 Feet Long
BAT081-0148-25	25 Feet Long

Battery Tender Case

A zippered carrying case was designed for the Battery Tender International and is also suitable for the Battery Tender Plus and Junior units. It's a convenient way to protect the Battery Tender and accessories from dirt or loss.



Part No.	Description
BAT500-0017	Small 4" x 6"
BAT500-0139	8" x 6" x 3.5" Carrying Case
BAT500-0140	Large 10" x 12"

Power Inverters NEW!

These inverters provide mobile capability to deliver electric power for AC appliances when there is no traditional AC power outlet available. Depending on the model, connection to the battery is either with the supplied cigarette adapter or alligator clips that attach directly to the battery. The AC output connectors provide the means to run traditional appliances like fans, lamps, radios, TV's, and toasters. Additionally, 2 USB output connectors provide 5-volt DC power to run other devices like digital cameras, fans, game consoles, GPS's, lamps, and more. One-year warranty.



Part No.	Description
BAT026-0002-DL-WH	120W Power Inverter, LED Indicator, One 120W AC Port, Two 5-Volt USB Ports With 2.4A Combined Total Output, Cigarette Adapter
BAT026-0003-DL-WH	400W Power Inverter, LCD Output Power Screen, Two 400W AC Output Ports, Two 5-Volt USB With 3.1A Combined Total Output, Cigarette Adapter, Alligator Clips
BAT026-0004-DL-WH	750W Power Inverter, LCD Output Power Screen, Two 400W AC Output Ports, Two 5-Volt USB With 3.1A Combined Total Output, Alligator Clips



Solar Controller BAT021-1162

Easily convert an existing solar panel into a solar charger using Battery Tender's patented Super Smart Charging Algorithm. Usable input range is between 5-45 watts. Sure to be popular with RV owners and boaters.



Digital Voltage Indicator with LCD Display NEW! BAT081-0157

The LCD displays battery voltage when the button is pressed or when initially plugged in. Display voltage range is 3 to 16V, resolution is +/-0.1 volt. The red LED flashes when voltage is low. **GREEN:** Battery Charged (greater than 12.0V) **YELLOW:** Battery is low (11.6 to 12.0V). **RED:** Battery is discharged (Less than 11.6V)



Solar Chargers With Built-In Controllers

Innovative new Solar panels feature integrated Battery Tender chargers for 100% portable charging and maintenance. Perfect for storage spaces without power access. The 5-watt charger is designed purely as a maintainer, the 10-watt adds a 1/2 amp when charging, while the 15-watt unit offers nearly 1 full amp of charging. The only solar panels currently available with a built-in charge controller to prevent overcharging.



BAT021-1163

Part No.	Description
BAT021-1163	5-Watt Solar Panel With Built-In Controller
BAT021-1164	10-Watt Solar Panel With Built-In Controller
BAT021-1165	15-Watt Solar Panel With Built-In Controller

Note: Output of the charger is based upon panel being fully sun loaded.

AGM And Lithium Battery Jump Starters NEW!

These 12-volt jump starters are designed to jump start cars, most boats, light trucks, motorcycles, ATV's, and lawn tractors. An additional 2100MA USB port with an LED indicator allows charging USB accessories. LED indicators show charging levels, reverse/incorrect connection, battery charge level, and charging status. 12-month limited warranty.



Part No.	Description
BAT030-0003-WH	700 Amp Jump Starter, 18Ah AGM Internal Battery, 12-Volt DC Outlet, AC Charging Jack, 2 Ft. Eight Gauge Cables
BAT030-0004-WH	1200 Amp Jump Starter, 12Ah AGM Internal Battery, 12-Volt DC Outlet, AC Charging Jack, 30" Six Gauge Cables

USB Charger Quick Disconnect BAT081-0158

Battery Tender quick disconnect plug with USB charger features 12V input and maximum 2.1 amps output, allowing you to use your Battery Tender to charge a smartphone, GPS, camera, or any other USB-powered device. Simply connect to the quick disconnect plug on a Battery Tender.



NEW!



NEW VENDOR

Super Trucker Wheels

Bart Wheels Super Trucker Wheels are designed for 2WD or 4WD trucks and are built with high-strength steel center material and a roll-formed rim shell to handle off-road and over-the-road use with ease.

Part No.	Description
CLE413-5408	15" x 14" 8" x 6.5" 3.5" BS Blk Supertruck
CLE7015012	15" x 10" 5" x 4.5" 3.75" BS Blk Supertruck
CLE7015806	15" x 8" 6" x 5.5" 3.75" BS Blk Supertruck
CLE7015812	15" x 8" 5" x 4.5" 3.75" BS Blk Supertruck
CLE7015855	15" x 8" 5" x 5.5" 3.75" BS Blk Supertruck



Trektop™ NX Plus™ Soft Top NEW!

The Trektop™ NX Plus™ brings a tight, clean fabric soft top look to your jeep. Run it as a fully-enclosed, all-season soft top for protection from the elements or remove the sides and rear window and enjoy it as a bikini allowing you to feel the breeze as you experience your outdoor adventure. Zippered pockets above the driver and passenger provide for organization of small gear items. Zipperless technology allows for an improved fit and easier installation. Use of the tailgate bar and clips allows for hassle-free opening of the tailgate. This improvement on the best-selling Trektop™ NX is a step-up in fit, quality, and durability. The Trektop™ NX Plus™ works with all factory half and full steel doors as well as Bestop door kits (sold separately).

Part No.	Description
BES56852-35	2007-18 Wrangler JK 2 Door Black Twill
BES56853-35	2007-18 Wrangler JK 4 Door Black Twill





Retractable Sunshade **NEW!**

A mesh bikini when you want it-easily retracts when you don't. Simply unhook the Sunshade from the front and let it roll back and out of sight for an open-air experience. For sun protection, reach above and pull the sunshade up and over the front seats, hooking it into place behind the visor. The retractable sunshade remains installed under most soft tops (not compatible with Trektop NX Plus). The Sunshade installs quickly with no drilling required, the fabric is UV-resistant, stands up to the elements, does not fade and has durable edging to resist fraying. Comes with limited three-year warranty and is not compatible with factory hardtop without optional parts kit.



Part No.	Description
BES52405-11	2007-18 Wrangler JK 2-or 4-door For Soft Top:
BES52406-11	2007-18 Wrangler JK 2-or 4-door Sunrider for Hardtop

Sunrider® Top

A durable all-weather year-round replacement for the factory Freedom Panels. Able to pull-back or fold forward to offer an open-air ride. No drilling required. Available in 28 oz. semi gloss Black Diamond or 30 oz. flat finish Black Twill fabric.

Part No.	Description
BES52452-17	2018-19 Wrangler JL Black Twill
BES52452-35	2018-19 Wrangler JL Black Diamond
BES52450-17	2007-18 Wrangler JK Black Twill
BES52450-35	2017-18 Wrangler JK Black Diamond



Wrangler and Wrangler Unlimited Door Jackets

BES51666-01

Durable fabric jackets utilize heavy-duty zippers to provide protection during long or short term storage. Door Jacket is designed with handles to help you easily carry and store your doors. For added convenience, the full steel Door Jackets can be installed while the door is in place on your vehicle. For 1976-17 CJ-7, Wrangler and Wrangler Unlimited. Fit full steel doors. Sold in pairs.



Hood Latch Kit For 1942-95 Jeep CJ/Wrangler

BES51291-01

Replaces old or worn out hood latches. Maintains look and function of your original hood latches. Steel construction for durability. Includes set of two latches for both sides of hood. Black painted finish.

NEW!



Trektop™ NX Glide™ **NEW!**



Designed to operate like a convertible top, the Trektop™ NX Glide™ folds behind the rear seat, creating a completely open air ride. The zipper-less side and rear panels allow for easy slide-in and slide-out operation. No-drill installation is fast and simple. Kit includes soft top fabric, window panels, and bow assemblies. Black twill only. Made in USA.

Part No.	Application
BES54922-17	2007-18 Wrangler JK Two Door, Black Twill
BES54923-17	2007-18 Wrangler JK Four Door, Black Twill

Window Storage Duffel **NEW!**

BES42810-09

Window Storage Duffel has layers of special blue fabric that are non-abrasive and won't scratch or mark your window panels. Insert the windows one at a time between the protective layers, and simply roll up the bag. Velcro straps secure the neatly rolled duffel so it can fit in the rear cargo area perfectly.



Under Seat Locking Storage Box

Provides lockable hidden storage space. Comes with pick-resistant lock and two keys. Included heavy-duty braided steel cable cord with clear vinyl cover securely attaches to any location inside vehicle (TJ version). Made of heavy-duty, 16-gauge carbon steel with textured black powder coat finish. Storage space for JK is 16" x 5-3/4" x 2-7/8".



Part No.	Description
BES42640-01	2007-10 Wrangler 2-Door, 2007-17 Wrangler 4-Door, Drivers Side Mounting
BES42642-01	2008-10 Wrangler 2-Door, 2007-17 Wrangler 4-Door, Passenger Side Mounting
BES42641-01	1997-06 Wrangler 2-Door, Wrangler TJ



Vinyl Care Kit **NEW!** BES11215-00

Vinyl Care Kit has all three primary vinyl fabric/vinyl window care and protectant products all in one box. Keep one in your Jeep and another in the garage for year-round use.

Note: These products are not for use on black or color twill fabrics.



Highrock 4x4 Mirror Replacement Set For 1988-06 Wrangler BES51261-01

Designed to match factory-original styling and function, these mirror sets simply bolt up to factory mounting locations with no drilling or modifications required. All mirror kits come in pairs, complete with mounting hardware and instructions.



LS Smooth Finish Modular Valve Covers **NEW!**

These 2-piece modular valve covers are designed to work specifically with GM LS3 coils. The coil packs and wire harness mount in the factory location with the wires routing out holes in the side of the cover. Manufactured from 6061-T6 billet aluminum with hidden oil fill cap on each cover. Smooth top is attached with stainless steel ARP fasteners. Available in black anodized or polished finishes. Pair. Made in USA.



Part No.	Description
BSPP95471	Two-Piece, Polished Finish
BSPP95476	Two-Piece, Black Anodized Finish

Streamline LS Cast Valve Covers **NEW!**

Streamline LS Valve Covers bring a unique new look in engine accessories. The precision-machined billet aluminum trim strip complements Billet Specialties Streamline air cleaners as well as the trim of most vehicles. Ready-to-finish model has a bead blasted surface prepped for powder coat or paint to match the rest of your vehicle. Sold in pairs.



Part No.	Description
BSP95424	Two-Piece, Satin Black Powder Coat
BSP95424RTF	Two-Piece, Ready To Finish

LS Chevrolet Script Valve Covers **NEW!**

Modular valve covers hide the coils and harness for a clean look as well as provide a more traditional appearance for your LS motor. Precision-machined from 6061-T6 aluminum, each pair of valve covers features quality ARP fasteners to match other billet accessories. Features a hidden oil cap and works well with GM coils P/N 12611424



Part No.	Description
BSPP95480	Two-Piece, Polished
BSPP95485	Two-Piece, Black Anodized

LS Valley Cover Plates **NEW!**

Machined from 6061-T6 billet aluminum, these covers are available in either plain or black finish. Manufactured with 1/8" NPT breather ports and include stainless steel fasteners. Made in USA.



Part No.	Description
BSP95059	GM LS Valley Cover, Plain Finish
BSPBLK95059	GM LS Valley Cover, Black Finish

GM LS Engine • Sport Trac Serpentine System BSP12500

Precision-machined, satin-black powder coated brackets and pulleys assure flex-free operation and laser-straight belt alignment. Kit components are of the best available in the marketplace, known for reliability and exceptional performance. These components include 170-amp Powermaster one-wire alternator, Sanden SD-7 A/C compressor, and Tuff Stuff new aluminum power steering pump with reservoir. Alternator and power steering pump pulleys are pre-installed. Six-rib serpentine belt and stainless steel hardware are also included. Made in USA.



Tru Trac Ultimate Serpentine System

Tru Trac bolts on at the water pump and aligns perfectly with no need for stabilizer brackets or adjuster bars. System includes a 105-Amp Powermaster alternator, Sanden SD-7 A/C compressor, Edelbrock aluminum water pump, billet aluminum compressor cover, a serpentine belt, hard-coated, polished billet aluminum pulleys with anodized belt surfaces, and all brackets, tensioners, and fasteners.



BSP13450

Part No.	Description
Chevrolet	
BSP13450	Top Mount LS With AC, With Power Steering Pump
BSP13450P	Top Mount LS With AC, With Power Steering Pump Polished



LS Thermostat Housings

Billet Specialties LS thermostat housings are precision machined from 6061-T6 billet aluminum

Part No.	Description
BSP90134	Polished
BSPBLK90134	Black Straight-Out
BSP90334	Polished, Swivel Housing, 15°
BSPBLK90334	Black Anodized, Swivel Housing, 15°



Rad Rides Pro Bolts

Developed by Rad Rides by Troy, these stainless fender washers were designed to avoid paint distortion during assembly and add style to your engine compartment. Stainless hardware included. Sold in pairs

Polished Part No.	Bolt Size	Washer Dia.
BSP66130	1/4"-20 x 1"	11/16"
BSP66110	5/16"-18 x 1"	3/4"
BSP66140	10-24 x 1"	9/16"
BSPBLK66110	5/16-18 x 1"	3/4"
BSPBLK66130	1/4-20 x 1"	11/16"



Billet Battery Mounts

Billet aluminum mount has a recessed bottom tray to lock the battery in place. Choose black anodized or fully polished mount, each with stainless hardware.



BSP248910

Part No.	Description
Optima Batteries	
BSP248910	Black/Clear Anodized
BSP248915	Fully Polished
Powermaster S1000/S1600 And D1000/D1600 Batteries	
BSP248920	Black / Clear Anodized
BSP248925	Fully Polished

License Plate Frames

Machined from 6061-T6 billet and recessed on backside to conceal license plate. Includes stainless mounting hardware. Choose from plain or logo style frames.



BSP55220

Part No.	Description
BSP55020	Slimline Frame, Polished
BSP55120	Plain Frame, Polished
BSP55220	Lighted Frame, Polished
BSP55320	Lighted Bowtie, Polished
BSP55520	Third Brake Light Frame, Polished



1997-02 Dodge Diesel Hose Kit

BRG925117

Dodge power steering hose kit, OEM-style rubber with Hydro-Boost Brakes. Includes all pressure and return hoses for both the power steering and Hydro-Boost brake system.



1994-02 Dodge Cummins Diesel Hi-Flow P/S Pump

BRG800328

Borgeson Hi-Flow power steering pump for the 1994-2002 Dodge Ram 2500 & 3500 trucks with the Cummins Turbo Diesel motor. This pump has the output pressure/flow calibrated to 1450-1550 PSI and 3.5 GPM to provide your Ram with all of the power its steering needs. Features a new reservoir with two returns (ships with one capped) for all Hydro-Boost or vacuum brake applications.



2003-2008 Borgeson New 6-Bolt "Dodge Box"

BRG800123

Similar to Chrysler's offering for the 2003-08 Dodge trucks this Borgeson "Dodge Box" offers the largest piston diameter for the most available power assist. A modern variable valve allows for stable highway driving and effortless parking and maneuvering. Borgeson has adapted the pitman shaft to be compatible with all OEM and dropped pitman arms that fit the stock box.



Replacement Steering Shafts

Borgeson offers a number of replacement steering shafts for old, worn-out assemblies. All shafts are easily installed with common hand tools and have needle bearing U-joints.



Part No.	Description
Chevrolet /GMC	
BRG000934	1979-91 All Models With 3-1/4" Diameter Rag Joint Only
BRG000937	1999-08 All Models, Includes Vibration Reducer
Dodge	
BRG000940	1979-93 Full Size
BRG000950	1995-04 Full Size
BRG000951	2006-08 1500 2WD, Mega Cab 2003-08 2500 And 3500 4WD
BRG000952	2003-08 1500, 2500 And 3500 2WD (Except 1500 4x4 Mega Cab)
Ford	
BRG000970	1970-79 Full Size
BRG000982	1997-04 F150 1997-99 F250

Part No.	Description
Jeep	
BRG000903	1972-75 CJ, Manual
BRG000915	1976-86 CJ, Manual with Vibration Reducer Upgrade
BRG000873	1997-06 Wrangler TJ, Upper Shaft, Power And Manual
BRG000875	1997-02 Wrangler TJ, Lower Shaft, Power
BRG000876	2003-06 Wrangler TJ, Lower Shaft
BRG000910	1976-86 CJ With Power Steering



— Borla Touring sound is a mild growl. The single-core high-flow design of Borla's Touring mufflers adds power and driving excitement with a sound that is deep and throaty but just slightly louder than stock at open throttle. Perfect for the sleeper crowd.



— Borla S-Type sound is aggressive plus. The S-Type's optimized combination of packing filament, straight through the core dimensions, perforation pattern, and cylindrical shape delivers the intoxicating Borla "Sound of Power" with every squeeze of the throttle.



— ATAK® — "ACOUSTICALLY-TUNED APPLIED KINETICS"
The highest available dB (decibel) levels in our street-legal lineup. The size, quantity, and perforation patterns of ATAK® muffler cores are tuned like a graphic equalizer on a vehicle-by-vehicle basis, to shape and focus sound waves for optimum high-volume output.

Exhaust Systems

Borla exhaust systems are built of 100% T-304 Aircraft-quality stainless steel.

Part No.	Year	Application
Chevrolet/GMC		
BOR140343	2009-13	Silverado/Sierra 1500, V-8, 4.8L/5.3L/6.0L, AT/MT, 2/4WD, 4DR, EC, SB (78.7"), CC,SB (69.3"), 2.75" Single Round 4" Rolled Angle Cut Tip, Side Exit (Touring)
BOR140535	2014-18	Silverado/Sierra 1500 5.3L, AT/MT, EC, SB (78.7"), CC,SB (69.3"), 143.5" Wheel Base, 2.75" into muffler 2.25" out 4" Single Round Rolled Angle Cut Tip, Single Split Rear Exit (Touring)
BOR140429	2009-13	Silverado/Sierra 1500, V-8, 4.8L/5.3L/6.0L, AT/MT, 2/4WD, 4DR, EC, SB (78.7"), CC,SB (69.3"), single 2.75" into muffler dual 2.25" out, 4" Single Round Rolled Angle Cut Tip, Single Split Rear Exit (S-Type)
BOR140546	2014-18	Silverado/Sierra 1500, 5.3L AT/MT, EC, STDB (78.7"), CC,SB (69.3"), 143.5 Wheel Base 2.75" into muffler dual 2.25" out, 4" Single Round Rolled Angle Cut Tip, Split Side Exit (ATAK-Type)
BOR140537	2014-18	Silverado/Sierra 1500, 5.3L AT/MT, EC, STDB (78.7"), CC,SB (69.3"), 143.5 Wheel Base 2.75" into muffler 2.25" out, 4" Single Round Rolled Angle Cut Tip, Single Split Rear Exit (ATAK-Type)
Dodge		
BOR140753	2019	Ram 1500 5.7L Automatic Trans 2 & 4 Wheel Drive Crew Cab Short Bed 57" Bed 144.6" Wheelbase Through Bumper. Cat-Back Exhaust 3", 2.5" Single Round Rolled Angle-Cut, Single Split Rear Exit (S-Type)
BOR140752	2019	Ram 1500 5.7L Automatic Trans 2 & 4 Wheel Drive Crew Cab Short Bed 57" Bed 144.6" Wheelbase Through Bumper. Cat-Back Exhaust 3", 2.5" Single Round Rolled Angle-Cut, Single Split Rear Exit (ATAK-Type)
Ford		
BOR140416	2011-14	F-150 5.0L/6.2L AT/MT, 2/4WD, 4DR, EC, STDB (78.7"), CC,SB (67.0"), 3" into muffler 2.25" out, 4" Single Round Rolled Angle Cut Tip, Single Split Rear Exit (S-Type)
BOR140417	2011-14	F-150 5.0L/6.2L AT/MT, 2/4WD, 4DR, EC, STDB (78.7"), CC,SB (67.0"), 3" into dual muffler 2.25" out, 4" Single Round Rolled Angle Cut Tip, Single Split Rear Exit (ATAK-Type)
BOR140615	2015-19	F-150 2.7L/3.5L V6 EcoBoost (except Raptor) 5.0L V8 Automatic 2/4 WD, EC, STDB (78.8") CC,SB (67.0") (145" Wheel Base) 3" into muffler dual 2.25" out, 4" Single Round Rolled Angle-Cut, Single Split Rear Exit (S-Type)
Jeep		
BOR11956	2018-19	Wrangler JL, 3.6L V6 AT/MT 2/4WD 4DR Single Round Rolled Angle Cut Tip, Single Split Rear Exit 2.75", 2.50" Tip, 3.5" RD x 60" Rear Section Axle Back Brushed Stainless Steel (S-Type)
BOR11956	2018-19	Wrangler JL, 3.6L V6 AT/MT 2/4WD 4DR Single Round Rolled Angle Cut Tip, Single Split Rear Exit 2.75", 2.50" Tip, 3.5" RD x 60" Rear Section Axle Back Brushed Stainless Steel (ATAK-Type)

EC: Extended Cab. CC: Crew Cab. LB: Long Bed. SB: Short Bed

X-Pipe w/Mid Pipes

This mid-section includes an X-pipe and muffler for increased performance and our distinctive Borla sound. It fits with either the OE tailpipes or Borla tailpipes.

Part No.	Year	Application
Ford		
BOR60637	2017-18	Ford Raptor 3.5L EcoBoost® AT/MT. 2&4 Wheel Drive EC, SB, CC and SB 2.75" Into Muffler 3.0" Out (S-Type)
BOR60638	2017-18	Ford Raptor 3.5L AT. 2&4 Wheel Drive CC, SB or EC, STDB 2.75" Into Muffler 3.0" Out (ATAK-Type)



Trail Armor

Bushwacker Trail Armor components for the Jeep Wrangler combine rugged off-road durability and easy installation to transform your Jeep in minutes. Defend your Jeep with the kind of body protection that stands up to the trail anytime, anywhere.

Every custom made, OEM black matte finish Trail Armor product is made from tough Dura-Flex® TPO and installs without drilling, using 3M™ adhesive. Made in USA.

Part No.	Application
Hood And Tailgate Protectors	
BUS14013	2007-18 Jeep Wrangler JK, Hood And Tailgate Protector
Rear Corners	
BUS14004	1997-06 Jeep Wrangler TJ, Not TJ Unlimited, Rear Corners, Factory Or Bushwacker Flat Style Flares Only
BUS14084	2018-19, Jeep Wrangler (JL) Rear Corner
Rocker Panels And Sill Plates	
BUS14002	1997-06 Jeep Wrangler TJ, Not TJ Unlimited, Side Rocker Panels
BUS14011	2007-18 Jeep Wrangler JK 2 Door Sport Utility, Rocker Panels and Sill Plates
BUS14012	2007-18 Jeep Wrangler JK 4 Door Sport Utility, Rocker Panels and Sill Plates
BUS14085	2018, Jeep Wrangler (JL) 4-Door, Rocker Panel & Sill Plate Cover

Part No.	Application
Front Corners	
BUS14007	1997-06 Jeep Wrangler TJ Custom Front Corners. No Drilling Required, Install with 3M Adhesive.
Body Cladding Kit	
BUS14901	1997-06 Jeep Wrangler TJ. Not TJ Unlimited, Six Piece, Textured Diamondback Body Cladding Kit Consisting of Rear Corners, Rear Tailgate Piece, Front Accent Panel And Rocker Panels.
Hood Scoops	
BUS15002	1998-18 Jeep Wrangler JK.

Bedrail Caps

3 Great Styles

Bushwacker bed rail caps are offered in 3 different styles. Made with 100% UV-protected Dura-Flex (R) material, they install in minutes with 3M double-sided tape and clips. Built to last and backed by a limited lifetime warranty.

OE™ - Tough



Diamondback™ - Rough



Smoothback™ - Popular



Description	OE	Smooth Back	Diamond Back
Bed Rail Cap Applications			
Silverado/Sierra			
1999-06, 1500/2500 78" Bed	—	—	BUS49503
1999-06, HD 2001-06 Long Bed With Stake	—	BUS48501	—
1999-06, HD 2001-06 Long Bed Without Stake	—	BUS48502	—
1999-06, HD 2001-06 Short Bed With Stake	—	BUS48503	—
1999-06, HD 2001-06 Short Bed Without Stake	—	BUS48504	BUS49504
2007-13 Long Bed With Stake, 97.7"	BUS49521	—	—
2007-13 Long Bed Without Stake, 97.7"	BUS49518	—	—
2007-13 Standard Bed With Stake, 78.7"	BUS49520	—	—
2007-13 Standard Bed Without Stake, 78.7"	BUS49517	—	—
2007-13 Short Bed With Stake, 69.3"	BUS49519	—	—
2007-13 Short Bed Without Stake, 69.3"	BUS49516	—	—
Tailgate Cap Applications			
Chevrolet			
1999-06 1500/2500	—	—	BUS49505
2007-13 Silverado	—	BUS48516	—
Silverado/Sierra 1999-06, HD 2001-06	—	BUS48505	—
C/K Pickup 1988-00	—	BUS48510	—



Fender Flares

CHEVY • FORD • DODGE • JEEP • NISSAN • TOYOTA



Dodge Ram OE Style Flare



Chevy Silverado HD Cut-Out Flare



Ford F-150 Extend-A-Fender Flare



Chevy Silverado OE Style Flare



2014-Up GMC Sierra Boss Pocket Style Fender Flare



2007-Up Chevy Silverado Original Pocket Style Fender Flare



2007-Up Jeep Wrangler Flat Style Fender Flare

Fender Flare Features

- Styles - Street, OE, Extend-A-Fender, Pocket Style and Boss Pocket
- Matte black finish or easily painted
- Designed to blend with body accent lines
- Fasteners and factory holes hold flares in place
- Dura-Flex® Thermoplastic
- Limited lifetime warranty

Fender Flare Applications	OE Style	Extend-A-Fender	Pocket Style	Cut-Out	Flat Style	Boss Pocket
Chevrolet/GMC						
2015-19 GMC Sierra 2500/3500 HD, 78.8 in./97.6 in. Bed Lengths, Factory mud flaps must be removed	—	BUS40966-02	BUS40967-02	—	—	BUS40968-02
2015-19 Sierra 2500/3500HD, 78.8"/97.8" Bed Lengths	BUS40956-02	BUS40964-02	—	—	—	—
2014-18 Silverado 1500, 78.8"/97.8" Bed Lengths	BUS40956-02	—	—	—	—	—
2019 Silverado 1500 4pc	BUS40930-02	—	BUS40927-02	—	—	—
2014-18 Silverado 1500, 69.3" Bed Lengths	—	—	BUS40959-02	—	—	—
2014-18 Silverado 1500, 78.8"/97.8" Bed Lengths	—	BUS40964-02	—	—	—	—
2019 Sierra 1500	—	BUS40981-02	—	—	—	—
2007-13 Silverado, All Standard And Long Bed, 78.7"/97.6"	BUS40923-02	BUS40975-02	BUS40924-02	—	—	—
2003-2006 Silverado And HD	BUS40915-02	—	BUS40918-02	—	—	—
1999-02 Silverado, 2001-02 HD	BUS40907-02	—	BUS40917-02	—	—	—
2007-13 Sierra Standard And Long Bed, 78.7"/97.6"	—	—	BUS40928-02	—	—	—
2007-13 Silverado Short Bed, 69.3"	—	—	BUS40942-02	—	—	—
1999-06 Sierra And 2001-06 HD	BUS40907-02	—	BUS40917-02	—	—	—
2015-18 Colorado, 61.2" and 62.7" Bed Lengths	—	—	BUS40969-02	—	—	—
2015-18 Colorado, 74.0" Bed Lengths	—	—	BUS40970-02	—	—	—
Dodge						
1994-01 Ram 1500, 1994-02 2500/3500	BUS50903-02	—	—	—	—	—
2002-05 Ram 1500, 2003-05 2500/3500	—	—	BUS50907-02	—	—	—
2006-08 Ram 1500/2500/3500/Mega, SB Only	—	—	BUS50907-02	—	—	—
2009-18 Ram 1500 All Beds	BUS50920-02	—	BUS50915-02	—	—	—
2010-19 Ram 2500/3500, 76.3" And 98.3" Beds	—	—	BUS50919-02	—	—	—
2019 Ram 1500, Crew Cab	BUS50928-02	BUS50926-02	BUS50924-02	—	—	—
Ford						
2017-19 Ford F250, All Beds	BUS20944-02	BUS20943-02	BUS20942-02	—	—	—
2011-16 F250 Super Duty, 81.8" And 98" Bed	—	—	BUS20931-02	BUS20940-02	—	—
2008-10 Ford Super Duty	BUS20918-02	—	—	—	—	—
1999-07 Ford Super Duty, Long Bed	BUS20909-02	—	BUS20914-02	—	—	BUS20043-02
1999-07 Ford Super Duty, Short Bed	BUS20909-02	—	BUS20914-02	—	—	BUS20044-02
2004-08 F150	—	BUS20915-02	BUS20916-02	—	—	—
2009-14 F150	—	BUS20926-02	—	—	—	—
2015-17 Ford F150, All Beds	—	BUS20936-02	—	—	—	—
2016-17 Ford F150, All Beds	BUS20937-02	—	—	—	—	—
2018-19 Ford F150	BUS20948-02	BUS20947-02	BUS20946-02 ¹	—	—	—
			BUS20945-02	—	—	—
2019 Ford Ranger	BUS20955-02	BUS20953-02	—	—	—	—
2019 Ford Ranger Super Crew	—	—	BUS20949-02	—	—	—
2019 Ford Ranger Super Cab	—	—	BUS20950-02	—	—	—
Jeep						
2018 JL Wrangler	—	—	BUS10921-07	—	BUS10923-07	—
2007-18 JK Wrangler 2DR	—	—	—	—	BUS10919-07	—
2007-18 JK Wrangler 4DR	—	—	—	—	BUS10918-07	—
1997-06 TJ Wrangler	—	—	BUS10908-07	—	BUS10920-07	—
Toyota						
2007-13 Tundra, Without Factory Mud Flap	—	—	BUS30911-02	—	—	—

Sold as front and rear sets unless noted. ¹ - 20945-02 adds 1.5" of tire coverage for max coverage order 20946-02 which gives 2.75" of tire coverage



Trail Armor® Soft Tops

Bushwacker is taking Jeep soft tops to the next level with the Trail Armor Soft Top. Now there is no need to remove your top for open air driving with the exclusive Trail Armor fold-back/fold-forward design for front and rear passengers. The Trail Armor® Soft Tops have an easy, one-handed fold-back sunroof operation with fold-forward sunroof option for rear passengers and is made of premium 30-oz. triple-layered twill material for a quieter ride when closed. The windows are DOT-approved, 40 mil thick, pressed, polished, and tinted for clarity, privacy, and durability with heavy-duty zippers and exclusive pockets for window and cell phone storage.

Part No.	Description
BUS14925	2007-18, Jeep Wrangler (JK) Unlimited 4-Door, Black Fast Back
BUS14935	2007-18, Jeep Wrangler (JK) 2-Door, Black Fast Back
BUS15225	2007-18, Jeep Wrangler (JK) Unlimited 4-Door, Black Flat Back
BUS15235	2007-18, Jeep Wrangler (JK) 2-Door, Black Flat Back



Rocker Panels

Rocker Panel armor protects the rocker area under the doors from road debris and scratches. Tough Dura-Flex(R) 2000 TPO with an OEM-textured matte black finish panels hide unsightly pinch welds and rust, and install without drilling using 3M(TM) adhesive. Made in the USA and covered by a limited lifetime warranty.

Part No.	Description
BUS14064	2009-18 Dodge Ram, Crew Cab Black
BUS14083	2009-18, Ram 1500 Extended Cab
BUS14067	1999-06 GM P/U Crew Cab, Black
BUS14068	1999-06 GM P/U Extended Cab, Black
BUS14065	1999-06 GM P/U Extended Cab, Black
BUS14081	2014-18, Silverado/Sierra 1500 Crew Cab



Multi-Purpose Classic GL-4 SAE 80W-90 Gear Oil

Recommended for use in such time-honored traditional manual transmissions as those made by Muncie, Rockwell, NVG/New Process, Borg-Warner, Saginaw and Ford as well as those used in many imports. Not for use in applications requiring API GL-5 quality extreme pressure (EP) lubricants or where OEM-specialized fluids are mandated. Sold in one-quart or cases of 12 quarts.

Description	1 Quart Part No.	(12) 1 Qt. Bottles Part No.
GL-4 SAE 80W-90	BPO023-77296	BPO023-77296-12



Full Synthetic Hypoid Gear Lubricant

For manual transmissions and hypoid differentials, 100% synthetic lubricant is used when SAE 75W, SAE 80W-90, or SAE 90W is recommended.

Description	1 Quart Part No.	(12) 1 Qt. Bottles Part No.
75W-90	BPO023-77666	BPO023-77666-12



Frigid Blue Snowplow Oil

Premium-quality, high viscosity index, anti-wear hydraulic oil offers superior low-temperature fluidity operational to minus 81 degrees Fahrenheit. Special formula helps to protect against hydraulic pump wear, rusting, corrosion, oxidation and foaming. Extreme low temperature formula provides outstanding performance under the most severe winter conditions.

Part No	Description
BPO009-73506-12	Frigid Blue Snowplow Oil, Case 12/1 Quarts
BPO009-73506	Frigid Blue Snowplow Oil, 1 Quart, Each



Renegade

Renegade is the perfect tool for snatching Jeeps and light trucks from mud, sand, or snow. We even made it Military Camo green to match the military specs that this rope was derived from. Mesh duffle bag and camo Velcro wrap included.



Part No.	Size	Break Strength
BUB176655BKG	3/4" x 20'	19,000 lbs.

Bubba

The original strap buster! Made from the highest quality nylon, this powerful rope is the best choice for recovery and towing. Length is determined when rope is under load. Comes with a mesh duffle bag for easy carrying and storing.



Part No.	Size	Break Strength
BUB176660BLG	7/8" x 20' (Blue)	28,600 lbs.
BUB176680RDG	7/8" x 30' (Red)	28,600 lbs.

Big Bubba

Great for full-size trucks and large SUVs, this monster snatch rope features a breaking strength of over 52,300 pounds! Length is determined when rope is under load. The Big Bubba comes with its own mesh duffle bag for easy carrying and storing.



Part No.	Size	Break Strength
BUB176720ORG	1-1/4" x 30' (Orange)	52,300 lbs.

Jumbo Bubba

Jumbo Bubba is a mega snatch rope. This rope is so strong it can pull a full size dump truck out of the muck. Monster trucks, this is the rope for you! Comes with its own mesh duffle bag for easy carrying and storing.



Part No.	Size	Break Strength
BUB176730GRG	1-1/2" x 30' (Green)	74,000 lbs.

Extreme Bubba

The Extreme Bubba is ideal for recovering heavy-duty vehicles such as tractors, semis, and dump trucks from sticky situations! Extreme Bubba comes with a special velcro web strap for handy carrying. Does not come with a duffle bag.



Part No.	Size	Break Strength
BUB176750BKG	2" x 30' (Black)	131,500 lbs.

Winch Replacement Line And Winch Line Extensions

Ideal replacement line for steel and other synthetic winch ropes. Fabricated from 12 strand Plasma® rope. Some of the features include a non-metal lightweight yet very strong eye, Gator-ized® vinyl covering for added line protection, as well as Gator-Jaw® soft shackle and a removable Bubba Rope Life Guard™ for added rope protection. The line is color banded every ten feet. 17,200-pound breaking strength.



Part No.	Description
BUB176756	3/8" x 50' Winch Line Extension

Rock-N-Roll Recovery Kit NEW!

Trail mesh roll-up kit bag with trash bag pocket. The kit contains Bubba Rope, two Gator-Jaw® synthetic shackles, 10' tree hugger protector strap, winch line damper tool pouch, pair of 1" x 6' Bubba Rope camo ratchet tie downs and a life "Rock" guard.



Part No.	Description
BUB251627	With 20' Bubba Rope

The Tree Hugger™

The Tree Hugger™ is designed to protect your winch line from girdling the bark off nature's tree trunks (Ouch!) or fraying your synthetic winch line during off-road vehicle recovery. Made from 3 inch wide 100% polyester neon orange webbing. Includes duffle bag and Velcro straps.



Part No.	Size	Break Strength
BUB176006OR	6'	58,000 lbs.

Gator-Jaw Soft Shackle

Gator-Jaw is a soft shackle that uses a self-tightening loop that slips over a specially designed knot to complete a continuous closed ring. Manufactured from Plasma rope, the highest strength synthetic rope currently available.



Part No.	Size	Break Strength
BUB176744	1/4" Diameter	11,000 lbs.
BUB176745	7/16" Diameter	32,000 lbs.

Black OP Tow Strap BUB17600BOP2

This 100% American-made Black OP tow strap is designed and manufactured to "set the bar high" as a quality nylon strap. Nylon construction is far superior to the many polyester straps on the market, as nylon acts like a shock absorber for the stopping and starting motion of towing a vehicle. Each Black OP tow strap includes a sewn-on, easy-to-read label stating its certified breaking strength. Other great features include sewn-on high-viz reflective tape for day or night use and protective Cordora® covered eyes. All Black OP tow straps will be shipped in their own mesh storage bag.





GT™ Gauge Tuner Diesel

The GT is an all-in-one downloader, monitor, and tuning device. The GT Diesel features multiple power settings with the ability to adjust drivetrain and user settings. In addition, the GT line features all of the same gauge/monitoring functions as well as the advanced Driving Coach software to aid drivers in maximizing their fuel economy.



Vehicle Monitoring Functions:

- Real Time Fuel Economy • Average Fuel Economy • Load • Coolant Temperature • Fuel Rail Pressure • Manifold Absolute Pressure
- Engine RPM • Speed • Timing Position • Air Intake Temperature
- Mass Air Flow (grams/seconds) • Throttle Position • Fuel Level
- Battery Voltage • Ambient Temp.

GT Diesel Gauge Tuner Features:

- GT Diesel Features Economy/Tow Tune 50 Horsepower, Performance Tune 75 Horsepower, Extreme Tune 100+ Horsepower
- Reads And Erases DTC's • Safety Defueling • DPF Burn-Off For 2008's
- Download Features Speed Limiter, Rev Limiter, Calibrate OEM Speedometer, Transmission Tunings • Vehicle Options Offer Seat Belt Reminder Chime, Auto Door Lock, High Rev Function

Part No.	Year	Description
BUL40420 *2	2003-16 ¹	Dodge, 5.9L And 6.7L
	2003-16	Ford, 6.0L, 6.4L, 6.7L, 7.3L
	2001-16	GM, 6.6L

* Not for sale in California ¹ - 2013-16 Dodge needs unlock cable BUL42214

² - Diesel Only Applications

BDX BUL40470

The Bully Dog BDX is a high-performance, flash-and-go handheld tuner for both gas and diesel vehicles. The BDX provides custom dyno-proven performance tunes that increase horsepower and torque. Unlike other devices that ship with outdated tune files, the BDX always downloads the latest files tailored for your specific vehicle via the cloud and built-in WiFi. The BDX tuner also monitors a wide range of critical engine and transmission parameters while giving you custom gauge views.



- Unlock greater towing ability and off road potential
- Cloud Wifi custom tailored tune delivery to your device
- Extensive virtual gauge monitoring and data logging capabilities
- Read and clear diagnostic trouble codes
- Sleek design with easy to use push-button interface

Note: Features vary for each vehicle and are not available on all vehicles. Fits Ford, GM, Dodge and Toyota gas and diesel. Check website for application listing.

Cummins Unlock Cable BUL42214

Designed to unlock ECM on truck to allow for installation of GT Tuner. Required for 2013 6.7L Cummins engines.



GT Gauge Tunners - Gas BUL40417

The GT Platinum offers power levels that tap the maximum amount of power, torque, and economy all while acting as a monitor. Certain applications have extra customization, trail tool options and more monitoring gauges. With features like the Driving Coach, this GT can help you achieve ultimate performance from your engine. Whether you are a long-time engine enthusiast or a casual driver looking for an upgrade from stock, this tuner will help you get the most out of your drive.

Year	Description
Cadillac	
2002-05	Escalade, 5.3L
2002-06	Escalade, 6.0L
2007-16	Escalade, 6.2L
Chevy/GMC	
2002-13	Avalanche, 5.3L
2007-10	Avalanche, 6.0L
2002-06	Avalanche, 8.1L
1999-16	Silverado/Sierra, 4.8L
1999-16	Silverado/Sierra, 5.3L
1999-16	Silverado/Sierra, 6.0L
2007-16	Silverado/Sierra, 6.2L
2001-07	Silverado/Sierra, 8.1L
2000-16	Yukon XL/Suburban, 5.3L
2000-16	Yukon XL/Suburban, 6.0L
2007-16	Yukon XL/Suburban, 6.2L
2001-07	Yukon XL/Suburban, 8.1L
2000-16	Yukon/Tahoe, 4.8L
2000-16	Yukon/Tahoe, 5.3L
2007-16	Yukon/Tahoe, 6.2L

Year	Description
Dodge/Jeep	
2008-11	Dakota, 4.7L
2008-09	Durango, 4.7L
2004-13	Durango, 5.7L
2008-13	Ram 1500, 4.7L
2003-13	Ram 1500, 5.7L
2003-13	Ram 2500/3500, 5.7L
2008-09	Commander, 4.7L
2006-10	Commander, 5.7L
2008-09	Grand Cherokee, 4.7L
2006-14	Grand Cherokee, 5.7L
2006-10	Grand Cherokee, 6.1L
2012-14	JK Wrangler, 3.6L
2007-11	JK Wrangler, 3.8L

Year	Description
Ford	
2005-10	Expedition, 5.4L
2005-10	Explorer 4.6L
2011-15	F150, 3.5L Eco Boost
2005-10	F150, 4.6L
2011-15	F150, 5.0L
2005-10	F150, 5.4L
2011-13	F150, 6.2L
2010-13	F150 Raptor, 6.2L
2005-10	F250-550, 5.4L
2011-14	F250-550, 6.2L
2005-10	F250-550, 6.8L
Toyota	
2007-15	Tundra, 5.7L
2010-15	Tundra (Flex Fuel), 5.7L
2007-15	Tundra, Supercharged 5.7L



GTX Watchdog Performance Monitor BUL40465B

GTX Watchdog is optimized for 2013-16 Dodge Cummins vehicles. GTX Watchdog starts up incredibly fast (even when remote starting the vehicle) and is super responsive, sporting a 5-inch capacitive touch screen. GTX Watchdog has high-resolution customizable gauges and WiFi connectivity that adds to the truly unparalleled user experience.



Drivers can log vehicle performance data as they drive and play it back later using Bully Dog's free LiveLink software. GTX Watchdog also gives users greater insight into their truck by reading and clearing Diagnostic Trouble Codes.

GTX Performance Tuning & Monitoring BUL40460B

Featuring advanced monitoring, powerful performance tunes, the industry's most advanced touchscreen, and a brilliant user experience, its capabilities and ultra-competitive price make the GTX a top choice for enthusiasts looking to safely increase horsepower, torque, and drivability.



Year	Make/Model	Engine
Ford		
2011-16	F-Series Super Duty	6.7L Powerstroke
2008-10	F-Series Super Duty	6.4L Powerstroke

The Original CALIFORNIA Car Duster


California Car Duster Products

Part No.	Description
CCD62442	The Original California Car Duster, Wood Handle
CCD62443	The Original California Car Duster, Plastic Handle
CCD62445	Auto Detailing Kit with Plastic Handle Car Duster and Dash Duster, Bagged
CCD62448	Dash Duster, Plastic Handle, Clam Shell
CCD20080C	Jelly Water Blade, Clear
CCD20080R	Jelly Water Blade, Red



Centerforce DFX Series Clutches

Aimed at high-end clutch users looking for more holding power and higher integrity, the DFX is engineered for and proven in competition. Choose DFX packages engineered expressly for street/strip or full competition.



Centerforce I

The original, offers up to 30% more holding capacity than a stock clutch while maintaining a stock pedal feel. The Centerforce I is recommended as the finest quality upgrade from the original equipment clutch.




Centerforce II

Provides up to 60% greater holding capacity than a standard factory clutch. It is recommended for use with mildly modified vehicles used for street and strip.



Centerforce Flywheels

Centerforce uses high-strength steel and aluminum billets to manufacture SFI-approved flywheels. Steel 700 Series and the steel friction surfaces on aluminum 800 and 900 series flywheels have been heat treated for long life. All flywheels have been CAD/CAM designed and CNC-machined to strict tolerances.




Dual Friction

Generates up to a 90% increase in holding capacity over stock systems. Engineered for use with engines producing high horsepower and torque, and any radically altered high-performance street vehicles.



The unique CAI system not only re-routes the intake charge to improve air flow, but keeps air as cool as possible thanks to the insulated air box and thermal coated tubes. This combination will add performance to any late-model vehicle. Other features are an easy to remove filter lid and quick view inspection window.

NOTE: Only for use on vehicles with electronic cooling fans.



Part No.	Description	Finish
CAI512-0101*	2009-10 6.0L & 6.2L Escalade	Near Chrome
	2011-14 6.2L Escalade	
	2009 5.3L & 6.0L Avalanche	
	2010-13 5.3L Avalanche	
	2009-13 4.8L, 5.3L & 6.2L Silverado 1500	
	2009 5.3L & 6.0L Suburban 1500	
	2010-14 5.3L Suburban 1500	
	2009 4.8L, 5.3L, 6.0L & 6.2L Tahoe	
	2010-14 5.3L & 6.0L Tahoe	
	2009-13 4.8L, 5.3L & 6.2L Sierra 1500	
	2009 4.8L, 5.3L, 6.0L & 6.2L Yukon	
	2010-14 5.3L, 6.0L & 6.2L Yukon	
	2009 5.3L, 6.0L, 6.2L Yukon XL 1500	
	2010-14 5.3L & 6.2L Yukon XL 1500	

Part No.	Description	Finish
CAI512-0101-B *	2009-10 6.0L & 6.2L Escalade	Textured Black
	2011-14 6.2L Escalade	
	2009 5.3L & 6.0L Avalanche	
	2010-13 5.3L Avalanche	
	2009-13 4.8L, 5.3L & 6.2L Silverado 1500	
	2009 5.3L & 6.0L Suburban 1500	
	2010-14 5.3L Suburban 1500	
	2009 4.8L, 5.3L, 6.0L & 6.2L Tahoe	
	2010-14 5.3L & 6.0L Tahoe	
	2009-13 4.8L, 5.3L & 6.2L Sierra 1500	
	2009 4.8L, 5.3L, 6.0L & 6.2L Yukon	
	2010-14 5.3L, 6.0L & 6.2L Yukon	
	2009 5.3L, 6.0L, 6.2L Yukon XL 1500	
	2010-14 5.3L & 6.2L Yukon XL 1500	
CAI512-0102 ¹	2014-2018 5.3L Silverado/Sierra 1500	Near Chrome
CAI512-0102-B ¹	2014-2018 5.3L Silverado/Sierra 1500	Textured Black

* Only For Vehicles With Electronic Cooling Fans

¹ Only For Vehicles With Electronic Cooling Fans. Does Not Fit 2007.5 "Classic" Model



Hoop II Step Bars

The Hoop II has an exclusive multi-mount system that rotates for a precise fit. Rocker panel installation provides the strongest and easiest way to mount on any truck or SUV. Features include a 10" wide flat step and corrosion-resistant cast aluminum construction. Rugged diamond tread pattern provides a safe and attractive non-slip surface. Unique hoop design gives the vehicle an off-road look while being stylish. Available in three low-maintenance finishes; matte black, polished aluminum, and matte silver. All mounting hardware included. Lifetime limited warranty on all materials and craftsmanship. Sold in pairs.



Part No.	Description
Xp3 Black – Lightly Textured Matte Powder Coat Finish	
CTA103991	1988-18 Chevy Silverado/GMC Sierra 1500 C And K PU/Full Size
CTA103991	2001-18 Chevy Silverado/GMC Sierra 2500-3500 HD Gas Engine, All Doors
CTA103991	1986-18 Chevy/GMC Fullsize Crew Cab 1500-3500, All Doors
CTA107441	2011-18 Dodge Ram 2500-5500 All Cabs/All Doors (Diesel Only)
CTA109771	2010-18 Dodge Ram 2500-5500 All Cabs, All Doors, Gas
CTA103991	1994-08 Dodge Ram 1500 All Cabs, All Doors
CTA103991	1994-09 Dodge Ram 2500-3500 All Cabs, All Doors
CTA104811	1999-16 Ford Super Duty All Cabs, All Doors
CTA103991	2004-14 Ford F150 All Cabs, All Doors
CTA102521	1981-98 Ford F250 And 550 HD Pickup, All Cabs, All Doors
CTA108221	2017-19 Ford Super Duty, All Doors
Xm3 Polish – Highly Polished Aluminum	
CTA103992	1988-18 Chevy Silverado/GMC Sierra 1500 C And K PU/Full Size
CTA103992	2001-18 Chevy Silverado/GMC Sierra 2500-3500 HD Gas Engine, All Doors
CTA103992	1986-18 Chevy/GMC Fullsize Crew Cab 1500-3500, All Doors
CTA109772	2010-18 Dodge Ram 2500-5500 All Cabs, All Doors, Gas
CTA103992	1994-08 Dodge Ram 1500 All Cabs, All Doors
CTA103992	1994-09 Dodge Ram 2500-3500 All Cabs, All Doors
CTA103992	2004-14 Ford F150 All Cabs, All Doors
CTA102522	1981-96 Ford F150 And F250 LD Pickup, Bronco, All Cabs, All Doors
CTA102522	1981-98 Ford F250 And 550 HD Pickup, All Cabs, All Doors
CTA108222	2017-19 Ford Super Duty All Doors
Xp4 Titanium Silver – Lightly Textured Matte Powder Coat Finish	
CTA103994	2001-18 Chevy Silverado/GMC Sierra 2500-3500 HD Gas Engine, All Doors
CTA103994	1986-18 Chevy/GMC Fullsize Crew Cab 1500-3500, All Doors
CTA103994	1994-08 Dodge Ram 1500 All Cabs, All Doors
CTA103994	1994-09 Dodge Ram 2500-3500 All Cabs, All Doors
CTA103994	2004-14 Ford F150 All Cabs, All Doors
CTA102524	1981-98 Ford F250 And 550 HD Pickup, All Cabs, All Doors
CTA108224	2017-19 Ford Super Duty, All Doors

Super Hoop Step Bars


The Super Hoop II has an exclusive multi-mount system that rotates for a precise fit. Rocker panel installation provides the strongest and easiest way to mount on any truck or SUV. Features include a 20" wide flat step, 3" tubular design and corrosion-resistant cast aluminum construction. Rugged diamond tread pattern provides a safe and attractive non-slip surface. Unique hoop design gives the vehicle an off-road look while being stylish. Available in two low-maintenance finishes; matte black and polished aluminum. All mounting hardware included. Lifetime limited warranty on all materials and craftsmanship. Sold in pairs.



Part No.	Description
Xp3 Black – Lightly Textured Matte Powder Coat Finish	
CTA124031	1988-18 Chevy Silverado/GMC Sierra 1500 C And K PU/Full Size
CTA124031	2001-18 Chevy Silverado/GMC Sierra 2500-3500 HD Gas Engine, All Doors
CTA124031	1986-18 Chevy/GMC Full Size Crew Cab 1500-3500, All Doors
CTA129771	2010-18 Dodge Ram 2500-5500 All Cabs, All Doors
CTA124031	1994-08 Dodge Ram 1500 All Cabs, All Doors
CTA124032	2001-18 Chevy Silverado/GMC Sierra 2500-3500 HD Gas Engine, All Doors
CTA124031	2004-14 Ford F150 All Cabs, All Doors
CTA128221	2017-19 Ford Super Duty All Doors
Xm3 Polish – Highly Polished Aluminum	
CTA124032	1988-18 Chevy Silverado/GMC Sierra 1500 C And K PU/Full Size
CTA124032	2001-18 Chevy Silverado/GMC Sierra 2500-3500 HD Gas Engine, All Doors
CTA124032	1986-18 Chevy/GMC Full Size Crew Cab 1500-3500, All Doors
CTA129772	2010-18 Dodge Ram 2500-5500 All Cabs, All Doors
CTA124032	1994-08 Dodge Ram 1500 All Cabs, All Doors
CTA124032	1994-09 Dodge Ram 2500-3500 All Cabs, All Doors
CTA124872	1999-16 Ford Super Duty All Cabs, All Doors
CTA124032	2004-14 Ford F150 All Cabs, All Doors
CTA120252	1981-98 Ford F250 And F550 HD Pickup, All Cabs, All Doors
CTA128222	2017-19 Ford Super Duty All Doors

Mega Step NEW!


Add safe and easy access to any truck. Large 14" x 6" heavy-duty, foldable steps are specifically designed for use with all 2" and 2-1/2" hitch receivers. A flat-mount version for installations without a trailer hitch. Made of heavy-duty aluminum, the step features a fold-down deck that supports up to 500 lbs., and folds out of the way when not in use. Installs easily and is covered by a limited lifetime warranty.



Part No.	XP3 Black	XM4 Matte
Mega Step Flat Mount (Sold Individually)	CTA190001	CTA190005
Mega Hitch Step 2" and 2-1/2" Receivers (Sold Individually)	CTA190011	CTA190015

HD Mega Step NEW!

Extra-large (14" x 8") heavy-duty steps are available in lighted and non-lighted versions, and feature grab handle slots for added convenience. Available to fit 2" or 2-1/2" hitch receivers, or as a flat-mount version. Made of heavy-duty aluminum, the step has a fold-down deck that supports up to 500 lbs. and folds out of the way when not in use. Installs easily, comes with a limited lifetime warranty, and is NFPA-compliant.



Part No.	XP3 Black	XM3 Polished
HD Mega Step Flat Mount (Sold Individually)	CTA193001	CTA193002
HD Mega Hitch Step 2" and 2-1/2" Receivers (Sold Individually)	CTA193011	CTA193012
HD Mega Step Flat Mount - No Light (Sold Individually)	CTA194001	CTA194002
HD Mega Hitch Step 2" and 2-1/2" Receivers - No Light (Sold Individually)	CTA194011	CTA194012



HD Universal Hitch Step


Carr's Universal Non-Slip Hitch Step is made of scratch- and corrosion-resistant polished cast aluminum. Simply fold the step plate down to provide easy access to the back or roof of vehicle. Fits all 2" hitch receivers and requires standard pin and clip. Sold individually.



Part No.	Description
CTA183032	American Flag

M-Profile Light Bar

This medium profile light bar features a stainless steel crossbar. Unique keyed bolts are included to keep lighting protected and secure. The light bars are available as polished or black powder coat. Fits most trucks/SUVs. Lights not included.



Call for specific application. Made in USA.

Part No.	Description
CTA210702	XM3 - Polished
CTA210701	XP3 - Black Powder Coat

C-Profile Rota Light Bar

This low-profile light bar is available in polished or black powder coat stainless steel. The crossbar rotates 180° for additional clearance or to fold down the lighting for added protection when not in use. Unique keyed bolts are included to keep lighting protected and secure. Fits most trucks/SUV. Call for specific application. Lights not included.



Part No.	Description
CTA210111	XP3 - Black Powder Coat

Universal Grab Handle

The cast aluminum bolt-on handle offers a secure grip for added safety when accessing a work truck. Sold each.




Part No.	Description
CTA200032	XM3 Polished
CTA200031	XP3 Black

Rain Gutter Mounts For M-Profile/C-Profile

The mounting kit is available as polished or black powder coat stainless steel and allows for easy clamp on installation of any CARR light bar. Fits most trucks/SUV. Call for specific applications.

Part No.	Description
CTA220542	Polished
CTA220541	Black Powder Coat
CTA223411	Black Powder Coat



LD Pickup Side Steps **NEW!**

These 15" wide side steps are manufactured from high-quality corrosion-resistant die-cast aluminum alloy, featuring diamond non-slip step pads and easy rocker panel installation. Available in both multi-mount or vehicle-specific mount systems and 3 different finishes, polished aluminum (XM3), titanium silver powder coated (XP4), and matte black powder coated (XP3). Sold in pairs.

Part No.	Application
CTA114032	Various Applications Multi-Mount, Polished Aluminum Finish (XM3)
CTA114034	Various Applications Multi-Mount, Titanium Silver Powder Coated Finish (XP4)
CTA114031	Various Applications Multi-Mount, Matte Black Powder Coated Finish (XP3)
CTA119772	2009-18 Ram, Polished Aluminum Finish (XM3)
CTA119774	2009-18 Ram, Titanium Silver Powder Coated Finish (XP4)
CTA119771	2009-18 Ram, Matte Black Powder Coated Finish (XP3)
CTA118222	2015-18 Ford F-150, 2017-19 Ford F-250 Polished Aluminum Finish (XM3)
CTA118224	2015-18 Ford F-150, 2017-19 Ford F-250 Titanium Silver Powder Coated Finish (XP4)
CTA118221	2015-18 Ford F-150, 2017-19 Ford F-250 Matte Black Powder Coated Finish (XP3)
CTA114872	2000-05 Ford Excursion & 1999-16 Ford F250 SD, Polished Aluminum Finish (XM3)
CTA114874	2000-05 Ford Excursion & 1999-16 Ford F250 SD, Titanium Silver Powder Coated Finish (XP4)
CTA114871	2000-05 Ford Excursion & 1999-16 Ford F250 SD, Matte Black Powder Coated Finish (XP3)
CTA114502	2002-06 Dodge Sprinter Van, Polished Aluminum Finish (XM3)
	2002-12 Jeep Liberty, Polished Aluminum Finish (XM3)
	2008-10 Jeep Commander, Polished Aluminum Finish (XM3)
CTA114504	2002-06 Dodge Sprinter Van, Titanium Silver Powder Coated Finish (XP4)
	2002-12 Jeep Liberty, Titanium Silver Powder Coated Finish (XP4)
	2008-10 Jeep Commander, Titanium Silver Powder Coated Finish (XP4)
CTA114501	2005-09 Toyota 4 Runner, Matte Black Powder Coated Finish (XP3)
	2007-14 Toyota FJ Cruiser, Matte Black Powder Coated Finish (XP3)
	2001-07 Toyota Sequoia, Matte Black Powder Coated Finish (XP3)



CTA119774



CTA119771

JL 180° Light Mount **NEW!**

CTA210291

The JL 180° light mount is designed for effortless 180° light rotation on the driver and passenger side of a JL Wrangler. It securely mounts to the A-Pillar factory holes and can accommodate 3" lights. With a pull pin design, it can be rotated to 7 different positions without using any tools, making it perfect for on-the-fly adjustments.





Multi US 7002 7-Amp Battery Charger CTE56-353

Recognized as the smallest 12-volt battery charger in the world, the CTEK Multi US 7002 is recommended by Optima for their Yellow Top battery. Unit uses a thorough 7-step maintenance and charging process. Special, "recon" mode reconditions a drained battery after deep discharging, allowing the battery to recover better and last longer. Compatible with most lead-acid batteries including flooded, maintenance-free, gel, and AGM. Covered by a 5-year warranty. Sold complete with lead and color-coded clamps.



Comfort Indicator

The Comfort Indicator simplifies battery charging by indicating when battery status decreases or when the battery needs to be charged. Easy-to-use unit helps prolong battery life and prevent harmful stratification. Comfort Indicators are offered in three versions; eyelet, clamp-on and panel styles. Panel mount version is ideal for race cars, trailers, RV's, etc.



CTE56-382

Part No.	Description
CTE56-380	Comfort Indicator Panel, Permanent Mount
CTE56-382	Comfort Indicator Eyelet, Small Batteries Inc.

Multi US 4.3 CTE40-206

The Multi US 4.3 offers features battery diagnosis that shows if a battery can receive and retain a charge, a special reconditioning function that restores stratified and deeply discharged batteries, unique maintenance charging, a mode for optimized charging during cold winter days and the charging of demanding AGM batteries. The unique display allows the user to follow the entire charging process.



The First Super Small Racing "Smart" Charger for 16 Volt

CTE56-830

New from CTEK, the first super small racing Smart Battery Charger for 16-volt batteries! The Racing Smart Charger is engineered for 12V or 16V charging systems using wet cell or AGM batteries. Features push-button mode selection, spark-proof clamps, short-proof wiring, reverse polarity protected, water and dust-resistant. CTEK 16V Smart Charger goes through 7 steps to constantly read and communicate with the battery, charging only to its direct needs to avoid any possibility of overcharging, significantly improving battery life. Regulates main voltage to protect any sensitive electrical and hi-fi equipment. Can be left to charge the battery for months at a time without worry.



Blue Flame Diesel Motor Oil

Well suited to the tow vehicle, shop truck, or daily driver, Blue Flame Diesel Motor Oil is built for extreme protection and performance. Lubricants combat wear and are proven to increase horsepower and torque. Offered in Classic Synthetic Blend, Synthetic Blend, and Synthetic formulas.



Description	1 Qt. Bottle	1 Case (12) 1 Qt. Bottles	1 Gallon Container	(4) 1 Gallon Containers
Classic Synthetic Blend Motor Oil				
15W-40	CHO4359H*	CHO4359H-12*	CHO4359N*	CHO4359N-4*
Synthetic Blend Motor Oil				
15W-40	CHO4358H	CHO4358H-12	CHO4358N	CHO4358N-4
Synthetic Motor Oil				
5W-40	CHO4373H	CHO4373H-12	CHO4164N	CHO4164-4

* Classic Synthetic Blend Motor Oil is designed for pre-2007 model year diesel engines (non-DPF).

Universal Automatic Transmission Fluid

Multi-functional power transmission fluid offers anti-shudder, anti-friction, and high and low-temperature protection.

Description	1 Qt. Bottle	1 Case (12) 1 Qt. Bottles
Universal ATF	CHO4355H	CHO4355H-12



SynClean Synthetic Blend Motor Oil

SynClean extends engine life by reducing wear and resisting thermal breakdown. Synthetic blend oil meets most new passenger car engine warranty requirements.

Description	1 Quart Bottle	1 Case (12) 1 Qt. Bottles
5W-20	CHO4230H	CHO4230H-12
5W-30	CHO4231H	CHO4231H-12
10W-30	CHO4232H	CHO4232H-12





Fuel System Cleaners And Stabilizer

Champion offers a variety of fuel additives to keep the fuel system clean and free of corrosion and contamination.

Description	1 Bottle	1 Case (12) Bottles
Fuel Stabilizer, 8-oz.	CHO4205M	CHO4205M-12
Ethanol Treatment, 8-oz.	CHO4207M	CHO4207M-12
Fuel Injector Cleaner, 12-oz.	CHO4275K	CHO4275K-12
Octane Treatment, 12-oz.	CHO4276K	CHO4276K-12



Limited Slip Additive

4-oz. Bottle	1 Case (12) 4-oz. Bottles
CHO4285V	CHO4285V-12



Brake Fluid

Developed for extreme conditions where a high dry boiling point is required.



Description	12-oz. Bottle	1-qt. Bottle	1 Case (12) 12-oz. Bottles	1 Case (12) 1-qt. Bottles
Heavy-Duty DOT 3 Brake Fluid	CHO4057K	CHO4057H	CHO4057K-12	CHO4057H-12
Heavy-Duty DOT 4 Brake Fluid	CHO4054K	—	CHO4054K-12	—
DOT 5 Brake Fluid	CHO4055K*	—	CHO4055K-12*	—
DOT 5.1 Brake Fluid	CHO4056K	—	CHO4056K-12	—

* Signifies 11-oz. bottle(s).

Power Steering Fluid

Premium quality fluid is designed for applications where the manufacturer specifies power steering fluid. Fluid meets the requirements of major domestic and foreign automobile manufacturers.

12-oz. Bottle	1-qt. Bottle	1 Case (12) 12-oz. Bottles	1 Case (12) 1-qt. Bottles
CHO4182K	CHO4182H	CHO4182K-12	CHO4182H-12



Aerosol Cleaners

Description	1 Aerosol Can	1 Case (12) Aerosol Cans
Carburetor Cleaner, 13-oz.	CHO4121KC	CHO4121KC-12
Engine Degreaser, 16-oz.	CHO4123I	CHO4123I-12
Brake Cleaner, Non-Chlorinated, 15-oz.	CHO4525I	CHO4525I-12
Brake Cleaner, 19-oz.	CHO4126P	CHO4126P-12



Chassis Grease



Poly 7 550° High Temp Grease, Moly EP Grease, and Amber Lithium Grease are well suited for use as chassis or wheel bearing grease.

Description	14-oz. Cartridge	1 Case (40) 14-oz. Cartridges
Poly 7 550° Hi-Temp Grease	CHO4050T	CHO4050T-40
Moly EP Grease	CHO4051T	CHO4051T-40
Amber Lithium Grease	CHO4052T	CHO4052T-40
Poly 7 Red Tacky Hi-Temp Grease	CHO4053T	CHO4053T-40



NEW VENDOR

LS Coil Cover

These innovative LS Coil covers are machined from 6063 aluminum and mount directly to GM LS coil brackets. Designed to elegantly hide LS coil packs, they are available with or without oil fill hole machined into cover. Black powdercoat finish or raw mill finish. Sold in pairs.




Part No.	Description
CMWLSC-02-M	Aluminum Raw Finish With No Oil Fill Cut Out
CMWLSC-02-B	Aluminum Black Finish With No Oil Fill Cut Out
CMWLSC-01-B	Aluminum Black Finish With Oil Fill Cut Out Passenger Side

LS Engine Valve Cover

CMWLSV-01

The Clayton Machine Works LS engine valve cover is machined from 6061 Aluminum and features a removable panel that can be painted and customized to your specific design. Includes "carbon fiber look" inserts, and uses OEM O-ring gaskets with a threaded oil cap included. Comes Black in Pairs



LS Coil Relocation Kit

CMWCRK-LS

Machined from billet 6061 aluminum and black anodized, this kit allows for remote mounting of LS coil packs virtually anywhere. Designed for use with LS2, 3, 7, and 9 coil packs, kits include 4 brackets and all mounting hardware, including spacers for Delphi coils. NOTE: Not for use with truck or LS1 coils.





Cat-Back Exhaust Systems

Some manufactures use perforated tubes with packing material, or baffles, to reduce noise. CORSA uses a straight-through design coupled with RSC-Reflective Sound Cancellation to reduce low-frequency resonance and minimize back pressure so the engine can make more power and torque. Systems are made of 304 stainless steel and have a robust, aggressive "Sport" sound level.

Part No.	Year	Description	Tip
Chevy/GM			
COR24260	1999-06	GMC Sierra 1500, Crew Cab/Short Bed, 4.8L V8,143.5" Wheelbase	3.0" Cat-Back, Single Side Exit with Single 4.0" Polished Slash Cut Tip
		GMC Sierra 1500, Crew Cab/Short Bed, 5.3L V8,143.5" Wheelbase	
		Chevrolet Silverado 1500, Crew Cab/Short Bed, 4.8L V8,143.5" Wheelbase	
		Chevrolet Silverado 1500, Crew Cab/Short Bed, 5.3L V8,143.5" Wheelbase	
		GMC Sierra 1500, Extended Cab/Standard Bed, 4.8L V8,143.5" Wheelbase	
		GMC Sierra 1500, Extended Cab/Standard Bed, 5.3L V8,143.5" Wheelbase	
COR14260	1999-06	Chevrolet Silverado 1500, Extended Cab/Standard Bed, 4.8L V8,143.5" Wheelbase	3.0" Cat-Back, Single Side Exit with Twin 4.0" Polished Pro-Series Tips
		Chevrolet Silverado 1500, Extended Cab/Standard Bed, 5.3L V8,143.5" Wheelbase	
		GMC Sierra 1500, Crew Cab/Short Bed, 4.8L/5.3L V8,143.5" Wheelbase	
COR14873	2014-18	GMC Sierra 1500, Extended Cab/Standard Bed, 4.8L/5.3L V8,143.5" Wheelbase	3.0" Cat-Back, Single Side Exit with Twin 4.0" Polished Pro-Series Tips
		Chevrolet Silverado 1500, Crew Cab/Short Bed, 5.3L V8,143.5" Wheelbase	
		GMC Sierra 1500, Double Cab/Standard Bed, 5.3L V8,143.5" Wheelbase	
COR14866	2014-18	GMC Sierra 1500, Crew Cab/Short Bed, 6.2L V8,143.5" Wheelbase	3.0" Cat-Back, Single Side Exit with Twin 4.5" Polished Pro-Series Tips
		GMC Sierra 1500, Double Cab/Standard Bed, 6.2L V8,153.5" Wheelbase	
		GMC Sierra 1500, Crew Cab/Standard Bed, 6.2L V8,153.5" Wheelbase	
		Chevrolet Silverado 1500, Crew Cab/Short Bed, 6.2L V8,143.5" Wheelbase	
		Chevrolet Silverado 1500, Double Cab/Standard Bed, 6.2L V8,143.5" Wheelbase	
COR24873	2014-18	Chevrolet Silverado 1500, Crew Cab/Standard Bed, 6.2L V8,143.5" Wheelbase	3.0" Cat-Back, Single Side Exit with Single 4.0" Polished Pro-Series Tips
		GMC Sierra 1500, Regular Cab/Long Bed, 5.3L V8,143.5" Wheelbase	
		Chevrolet Silverado 1500, Regular Cab/Long Bed, 5.3L V8,143.5" Wheelbase	
		GMC Sierra 1500, Double Cab/Standard Bed, 5.3L V8,143.5" Wheelbase	
COR21030	2019	GMC Chevrolet Silverado 1500, Double Cab/Standard Bed, 5.3L V8,143.5" Wheelbase	3.0" Cat-Back, Single Side Exit with Twin 4.0" Polished Pro-Series Tips
		Chevrolet Silverado 1500, Crew Cab/Short Bed, 5.3L V8,147.5" Wheelbase	
		Chevrolet Silverado 1500, Double Cab/Standard Bed, 5.3L V8,147.5" Wheelbase	
		GMC Sierra 1500, Crew Cab/Short Bed, 5.3L V8,147.5" Wheelbase	
COR21028	2019	GMC Sierra 1500, Crew Cab/Short Bed, 5.3L V8,147.5" Wheelbase	3.0" Cat-Back, Dual Rear Exit with No Tips
		Chevrolet Silverado 1500, Crew Cab/Short Bed, 5.3L V8,147.5" Wheelbase	
		Chevrolet Silverado 1500, Double Cab/Standard Bed, 5.3L V8,147.5" Wheelbase	
		GMC Sierra 1500, Double Cab/Standard Bed, 5.3L V8,147.5" Wheelbase	
COR14256	2006-08	Chevrolet Trailblazer SS 6.0L V8	3.0" Cat-Back, Single Rear Exit with Single 4.0" Polished Pro Series
COR14748	2015-18	Chevrolet Suburban 5.3L V8	3.0" Cat-Back, Single Side Exit with Twin 4.0" Polished Pro Series Tips
		GMC Yukon XL 5.3L V8	
COR14826	2015-18	GMC Yukon Denali 6.2L V8	3.0" Cat-Back, Single Side Exit with Twin 4.0" Polished Pro Series Tips
		Cadillac Escalade 6.2L V8	
COR14859	2015-19	Chevrolet Tahoe 6.2L V8	3.0" Cat-Back, Single Side Exit with Twin 4.0" Polished Pro Series Tips
		GMC Yukon XL 5.3L V8	
Ford			
COR24310	2009-10	Ford F-150, 4.6L V8 126"/145"/157" Wheelbase	3.0" Cat-Back, Single Side Exit with Single 4.0" Polished Slash Cut Tip
		Ford F-150, 5.4L V8 126"/145"/157" Wheelbase	
COR24393	2011-14	Ford F-150, 5.0L V8 144.5"/156.5"/163.1" Wheelbase	3.0" Cat-Back, Single Side Exit with Single 4.0" Polished Slash Cut Tip
COR24392	2011-14	Ford F-150 EcoBoost 3.5 T 144.5"/156.5"/163.1" Wheelbase	3.0" Cat-Back, Single Side Exit with Single 4.0" Polished Slash Cut Tip
COR14387	2011-14	Ford F-150 Raptor, 6.2L V8, 133" Wheelbase	3.0" Cat-Back, Single Side Exit with Twin 4.0" Polished Pro-Series Tips
		Ford F-150 Raptor, 6.2L V8, 144" Wheelbase	
Dodge			
COR24404	2006-07	Dodge Ram 1500 Quad Cab/Short Bed 4.7L/5.7L V8	3.0" Cat-Back, Single Side Exit with Single 4.0" Polished Slash Cut Tip
COR14405	2009-18	Dodge Ram 1500, Quad Cab/Standard Bed 4.7L V8, 140.5" Wheelbase	3.0" Cat-Back, Dual Rear Exit with Single 4.5" Polished Pro-Series Tips
		Dodge Ram 1500, Crew Cab/Short Bed 4.7L V8, 140.5" Wheelbase	
		Dodge Ram 1500, Quad Cab/Standard Bed 5.7L V8, 140.5" Wheelbase	
Jeep			
COR14452	2005-09	Jeep Grand Cherokee 5.7L V8	2.75" Cat-Back, Single Rear Exit with 4.0" Polished Pro-Series Tips
COR24412	2007-11	Jeep Wrangler JK 3.8L V6	2.5" Axle-Back, Dual Rear Exit with Rolled 3.5" Tips
		Jeep Wrangler JK 3.6L V6	
Toyota			
COR14916	2011-18	Toyota Tundra Double Cab/Crew Max 5.7L V8 145.7" Wheelbase	3.0" Cat-Back, Single Side Exit with Twin 4.0" Polished Slash Cut Tip

Why Custom Fit Covers?

Custom covers literally fit like a glove! A closer fit means the cover gently caresses the vehicle's body with a tailored fit. The cover is a tailored suit for one vehicle. It will only fit that make, model, and year. Because of the tailored fit, a custom cover will not move around as much in the wind as a universal type cover. Due to body shape, not all vehicles require mirror pockets, but newer models include this custom cover feature for a closer fit. Covercraft now has 55,000 computerized patterns in their library.

UVS100 UV Interior Windshield Sunscreens

UVS 100® Sunscreens help reduce interior temperature and protect the interior from damaging sun rays. Custom patterned to follow the outline of the windshield. Held in place when the sunvisors are folded down. Accordion style folding allows easy use and storage. Silver. Call for additional applications.

Part No.	Description
Dodge	
COVUV11150SV	2010-18 Ram Pickup 2500
Ford	
COVUV10882SV	2004-08 Ford F-150 Pickup
Jeep	
COVUV11313SV	2014-18 Grand Cherokee
Toyota	
COVUV11023SV	2007-13 Tundra Pickup



Flex Shade UV Windshield Sunscreen

High-performance radiant barrier material uses laminate construction with insulating foam and a clear mylar film on the inside. Reduce interior temperature and protect seats and dash from UV damage. The side that faces the outside uses a metallized polyester laminate finish to reflect up to 97% of the sun's damaging UV rays. Silver roll-up shade is custom-patterned to follow the outline of the windshield.

Part No.	Description
Chevrolet	
COVUR10705	2002-06 Chevy Avalanche
COVUR11110	2010-15 Chevy Camaro
COVUR10705	1999-06 Chevy Silverado 1500
COVUR10705	2001-03 Chevy Silverado 1500 Heavy Duty
COVUR10705	2007 Chevy Silverado 1500 Classic
COVUR10705	2001-04 Chevy Silverado 2500
COVUR10705	2001-04 Chevy Silverado 2500 Heavy Duty
COVUR10705	2001-06 Chevy Silverado 3500
COVUR10705	2007 Chevy Silverado 3500 Classic
COVUR10705	2000-06 Chevy Suburban
COVUR10705	2000-06 Chevy Tahoe
Dodge	
COVUR11150	2010-16 RAM 2500
Ford	
COVUR11085	2009-14 F150
COVUR11172	2011-15 Explorer

Part No.	Description
GMC	
COVUR10705	1999-06 GMC Sierra 1500
COVUR10705	2001-03 GMC Sierra 1500 Heavy Duty
COVUR10705	2002-04 GMC Sierra 1500 Denali
COVUR10705	2007 GMC Sierra 1500 Classic
COVUR10705	1999-05 GMC Sierra 2500
COVUR10705	2001-04 GMC Sierra 2500 Heavy Duty
COVUR10705	2001-06 GMC Sierra 3500
COVUR10705	2007 GMC Sierra 3500 Classic
COVUR10705	2000 GMC Yukon All Models Except Denali
COVUR11115	2010-18 GMC Equinox/Terrain
Jeep	
COVUR10637	1997-06 Jeep
Toyota	
COVUR11140	2010-16 4Runner
COVUR10930	2005-15 Tacoma

Indoor Custom Fit Cover Fabric Guide

Fabrics shown below are primarily designed for indoor storage protection. Some can be used on a limited basis outdoors at car shows, etc., but they do not offer the level of protection found in outdoor fabrics. Any of the outdoor fabrics can be used indoors.

Fabric	Gray Polycotton	Tan Flannel	Dustop™ Block-It®	Form-Fit™ (Body-Hugging)
Outdoor Use	Fair	Fair	Fair	Fair
Indoor Use	Good	Better	Best	Better
All-Weather Protection	Poor	Poor	Poor	Poor
Resists:				
Rain	Poor	Poor	Fair	Poor
Snow	Poor	Poor	Poor	Poor
Acid-Rain	No	No	No	No
Dirt/Dust	Fair	Fair	Best	Fair
UV (Sun) Damage	Poor	Good	Good	Good
Bird Droppings	Poor	Poor	Good	Poor
Tree Sap	Poor	Poor	Good	Poor
Breathability	Best	Best	Best	Best
Heat Insulation	Fair	Good	Good	Good
"Soft" Touch	Good	Best	Best	Best
Ding Protection	Minimal	Better	Best	Better
Ease of Handling in Wind	Fair	Good	Good	Good
Storage Space Required	Medium	Medium	Large	Medium
Mildew/Rot Resistant	Yes	Yes	Yes	No
Wash	Home	Home	Commercial	Home
Dry	Low Temp	Low Temp	Air Dry	Low Temp
Limited Warranty*	90 Days	90 Days	4 Years	4 Years



Fabrics listed above are custom fit cover covers only for indoor Use.



Outdoor Custom Fit Cover Fabric Guide

Use the chart below to help select which fabric is best suited for the protection needs. The chart is designed on how the cover will be best used! Remember, three asterisks preceding the fabric description designates them as Custom and Ready-fit covers.

Fabric	Gray Multibond® Block-It 200 Series	Taupe Deluxe 380 Block-It 380 Series	Technalon®	Gray NOAH®	Eight (8) Colors WeatherShield®	Intense Sun	
						Sunbrella®	WeatherShield HD
Outdoor Use	Good	Good	Better	Best	Best	Best	Best
Indoor Use	Better	Better	Best	Best	Best	—	—
Performance	***	***	***	Custom Fit	Custom Fit	Custom Fit	Custom Fit
All-Weather Protection	Fair	Good	Better	Best	Best	Better	Best
Resists:							
Rain	Poor	Poor	Fair	Poor	Poor	Poor	Poor
Snow	Poor	Poor	Poor	Poor	Poor	Poor	Poor
Acid-Rain	No	No	No	No	No	No	No
Dirt/Dust	Fair	Fair	Best	Better	Better	Better	Better
UV (Sun) Damage	Fair	Good	Good	Good	Good	Good	Good
Bird Droppings	Poor	Poor	Good	Poor	Poor	Poor	Poor
Tree Sap	Poor	Poor	Good	Poor	Poor	Poor	Poor
Breathability	Best	Best	Best	Best	Best	Best	Best
Heat Insulation	Fair	Good	Good	Good	Good	Good	Good
“Soft” Touch	Good	Best	Best	Best	Best	Best	Best
Ding Protection	Minimal	Better	Best	Better	Better	Better	Better
Ease of Handling in Wind	Fair	Good	Good	Good	Good	Good	Good
Storage Space Required	Medium	Medium	Large	Medium	Medium	Medium	Medium
Mildew/Rot Resistant	Yes	Yes	Yes	No	No	No	No
Wash	Home	Home	Commercial	Home	Home	Home	Home
Dry	Low Temp	Low Temp	Air Dry	Low Temp	Low Temp	Low Temp	Low Temp
Limited Warranty	2 Years	3 Years	4 Years	4 Years	4 Years	5 Years	5 Years

Universal covers refer to outdoor chart with ***

Carhartt® Custom Duck Weave Seat Covers

These seat covers are tough as nails with heavy-duty, firm-hand Carhartt duck-weave fabric and triple-stitched main seams. Custom-patterned for a perfect fit with built-in map pockets and machine washable. Sold by rows.



Part No.	Description
Ford	
COVSSC2412CAGY ³	2009-14 Ford F-150, Gray Front
COVSSC2412CAGY ³	2010-16 Ford F-250, Gray Front
COVSSC3415CAGY ¹	2011-16 Ford F-250, Gray Front
Dodge	
COVSSC3435CAGY ¹⁹	2013-16 Dodge Ram 1500, Gray Front
COVSSC7432CAGY ⁸	2011-16 Dodge Ram 1500, Gray Second Row
GM	
COVSSC3437CAGY ²²	2014-16 GM 1500, Gray Front
COVSSC3439CAGY ²³	2014-16 GM 1500, Gray Front

Footnotes:

- 40/20/40-split bench seat with adjustable headrests, with console and lid, with center seat storage, with seat airbags
- With bucket seats with adjustable headrests, with seat airbag
- Crew cab or quad cab with bench seat, with 3 adjustable headrests, with center shoulder belt
- 40/20/40-split bench seat with adjustable headrests, with fold down console, with 3 cupholders and lid, with seat airbag, without center storage
- 40/20/40 split bench seat with adjustable headrest, with fold down console, with cup holders, with lid, with seat storage, with seat airbags
- 40/20/40 split bench seat with adjustable headrest, with fold down console, with cup holders, with lid, without seat storage, with seat airbags

SeatSavers™

Protect seats from daily abuse and keeps them looking new for years. The custom-tailored seat protectors are easy on/easy off and are machine washable. Includes headrest and armrest covers where applicable.

Part No.	Description
GM	
COVSS3353PCCH ¹⁶	2003-07 GM 1500 Truck, Charcoal

Footnotes:

- Bucket seats, with adjustable headrests, with armrest, with shoulder belt in seat back, without seat airbag



Zippered Tote Bag COVZTOTE1GY

Zippered tote bag is designed to keep your car cover neat and clean when not in use. The bag closes with a zipper and has two handles. The bag is produced from material which is both durable and handy. Size large, 24" L x 15" W x 12" H.



Cyclo Manufactures a complete line of cleaners, chemicals and lubricants formulated for use by professionals as well as hobbyists.

Ground
Shipment
Only

Part No.	Description
CCLC10	Break-Away, Penetrates/Lubricates, 13-oz Aerosol Can
CCLC27	Power Steering Fluid, 12-oz Bottle
CCLC28	Power Steering Fluid, 32-oz Bottle
CCLC30	Engine Clean, 16-oz Aerosol Can
CCLC331	Glass Clean, 19-oz. Aerosol Can
CCLC32	Brake And Parts Clean, Green Can, 18-oz Aerosol Can
CCLC33	Silicone Spray, 10-oz Aerosol Can
CCLC34	White Grease, 11-oz Aerosol Can
CCLC35	Undercoating, 17-oz Can

Part No.	Description
CCLC40	Fuel Injector Clean-Up, 12-oz Bottle
CCLC43	Gas Treatment, 8-oz. Bottle
CCLC47	Octane Boost, 12-oz. Bottle
CCLC52	Radiator Stop Leak, 11-oz Bottle
CCLC55	Brake Fluid, 12-oz. Bottle
CCLC56	Brake Fluid, 32-oz Bottle
CCLC64	Bug And Tar Remover, 12-oz.
CCLC111C	Brake And Parts Clean, Red Can, 15-oz.
CCLC400	HD Faster Super Penetrant, 11-oz. Can



CCLC1

CCLC10

CCLC40

Running Boards and Side Steps

Available for a wide range of trucks and SUVs, all Dee Zee running boards and side steps are sold in pairs, and designed for no-drill installation for most vehicles. Made in the USA, they are built to last and come with a lifetime limited warranty. Call for specific applications.


Brite-Tread Running Boards

Classic aluminum diamond plate tread sure footing, while the integrated mud flap helps keep dirt off the step area. The BriteGard powder coating helps keep the polished aluminum shine stay bright for years to come. Includes mounting brackets and hardware.



FX Black Running Boards

Lightweight aluminum extrusion with protective black powder coat resists harsh weather. Features a step pad for added traction, and integrated mud flap to help the step area free of dirt. Includes mounting brackets and hardware.



NXt Running Boards

A 6" step area and slip-resistant rubber grommets provide sure while the powder coated aluminum frame resists corrosion and features a protective accent trim. Available in 3 different styles: black with black trim, black with chrome trim, and stainless steel with black trim. Order vehicle-specific mounting kit separately.



6" Oval Side Step

Beefy 6" oval rails and large molded step pads at each door provide a sure step in and out of the vehicle. Offered in lengths to fit most trucks, they are available in polished 16-gauge stainless steel or polished or black BriteTread aluminum finishes. Vehicle-specific mounting kit sold separately.



Hex Series Side Step

Durable aluminum extrusion with hex-profile hoop steps provide a rugged off-road look while easing entry into higher vehicles. Steps can be adjusted to align perfectly with each door. Available for standard, extended, or crew cab trucks, they are available in silver, gloss black, or textured black powder coat for corrosion resistance. Order vehicle-specific mounting kit separately.



Tailgate Assist

Safely lower heavy truck tailgates, even with full hands. Designed for an easy, no-drill installation, it installs in minutes and works with the factory cables to provide smooth, controlled movement. Model-specific kit includes everything needed for installation. Three-year limited warranty.



Year	Application	Part No.
Chevrolet / GMC		
1999-06	GM Silverado/Sierra	DZZ43100
2007-18	GM Silverado/Sierra	DZZ43102
2019	GM Silverado/Sierra	DZZ43103
Dodge		
2010-19	Dodge Ram 2500/3500	DZZ43301
2009-18	Dodge Ram 1500	DZZ43301
2002-08	Dodge Ram 1500	DZZ43300
2019	Dodge Ram 1500	DZZ43302
2003-09	Dodge Ram 2500/3500	DZZ43300
Ford		
2004-14	Ford F150	DZZ43200
1997-03	Ford F150	DZZ43203
2015-19	Ford F150	DZZ43204
1999-16	Ford Superduty	DZZ43203
2017-19	Ford Superduty	DZZ43205

Nerf Bars

Easier access and a tough, rugged look for your truck or SUV? Yes please! DeeZee's line of Nerf bars are designed to provide a sure step while getting in or out of the vehicle while adding a bit of added protection to the rocker area. Designed to fit most vehicles without drilling, mounting brackets are included. USA-made and built to last, they come with a three-year limited warranty on standard and lifetime limited warranty on stainless steel styles. Call for specific applications.

Polished 3" Round Nerf Step

With 3" round steel bars and heavy-duty textured plastic step pads, these nerf bars provide a stylish addition to any truck or SUV. Custom built to fit a number of different vehicles, they include hidden brackets that allow for a professional look and easy installation without drilling. Black powder coated steel or stainless steel construction is corrosion-resistant to stay looking great.



4" Oval Nerf Bars

Beefy-looking 4" oval steel bars and heavy-duty textured plastic step pads provide a tough look and secure stepping surface. Custom built to fit a number of different vehicles, they include hidden brackets that allow for a professional look and easy installation without drilling. Black powder coated steel or stainless steel construction is corrosion-resistant to stay looking great.



Bed Rail and Tailgate Protectors

Keep the sides and tailgate of your truck bed looking great with bed rail caps and tailgate protectors from Dee Zee. Built with sturdy aluminum and designed for easy, no-drill installation, these accessories provide a practical and stylish addition to pick-up trucks. Made in USA, with a lifetime limited warranty. Call for specific applications.

Bed Rail Protectors

Protect the top edges of the truck bed from dents and dings while provide a secure stepping surface. Contoured to fit the bed's top and edges, they provide an exact, factory-finished fit. Made of Brite-Tread diamond plate aluminum, they are available in polished natural or black powder coat finish, and can be purchased with or without stake-holes. Sold in pairs.




Tailgate Edge Protectors

Accidents happen when loading and hauling stuff. The DeeZee tailgate edge protector helps protect the top edge of the truck tailgate from scratches, dents, and dings. Made with Brite-Tread diamond plate aluminum, they are available in polished natural or black powder coat finish and attach easily with included 3M double-sided tape. They will even fit over factory plastic tailgate liners.




Full Tailgate Protectors

DeeZee full tailgate protectors help keep shifting cargo from denting or scratching the tailgate, and provide a secure stepping surface. Available in natural or black finish, the BriteTread diamond plate aluminum looks great and will not rust. Designed to wrap around the top edge and protect the inside surface, they will fit over those wimpy factory plastic tailgate liners for maximum protection.



Heavyweight Bedmats And Tailgate Mats

Prevent cargo from shifting and scratching or denting the floor and tailgate of your truck bed with DeeZee's heavy-weight bedmats. Made of 3/8" thick NyCord™, a high-strength, cord reinforced rubber compound, they will not crack, corrode, or break, even in extreme temperatures, and are resistant to most chemicals. Custom-fit for most full-size pickups, they are held securely in place with rubber cleats.




Year	Application	Part No.
GMC		
1999-06	Silverado/GMC Sierra, 6' Bed*	DZZ86887
1999-06	Silverado/GMC Sierra, 8' Bed*	DZZ86886
2019	Silverado 1500/GMC Sierra 1500, 5.5' Bed	DZZ87019
2019	Silverado 1500/GMC Sierra 1500, 6.5' Bed	DZZ87020
2019	Silverado 1500/GMC Sierra 1500, 8' Bed	DZZ87023
2019	Silverado 2500 HD / Sierra 2500, 6.5' Bed	DZZ86973
2019	Silverado 2500 HD / Sierra 2500, 8' Bed	DZZ86974
1988-99	GM Truck Full Size, 8' Bed Classic	DZZ86793
2004-12	Colorado/GMC Canyon, 5' Bed	DZZ86938
2004-12	Colorado/GMC Canyon, 6' Bed	DZZ86939
2016-18	Colorado/GMC Canyon, 5' Bed	DZZ87009
2007-18	GM Truck, 5'5", Short Bed	DZZ86972
2007-18	GM Truck, 6'6", Standard Bed	DZZ86973
2007-18	GM Truck, 8', Long Bed	DZZ86974

Year	Application	Part No.
Dodge		
2009-18	Ram, 5.5' Bed, w/o Rambox	DZZ86996
2002-18	Ram, 6' Bed (2002 1500 Pickup only) w/o Rambox	DZZ86917
2019	Ram 1500, 5.5' Bed	DZZ87015
2019	Ram 1500, 6.5' Bed	DZZ87016
2019	Ram 2500, 6.5' Bed	DZZ86917
Ford		
2004-14	2004-08 F150, 5.5' Bed* 2009-12 F150, 5.7' Bed*	DZZ86928
2004-14	F150, 6.5' Bed*	DZZ86929
2004-14	F150, 8' Bed*	DZZ86930
2015-19	F-150, 5.7' Bed	DZZ87005
2015-19	F-150, 6.8' Bed	DZZ87006
1999-16	F250/F350 Super Duty, 6' Bed	DZZ86882
1999-16	F250/F350 Super Duty, 8' Bed	DZZ86881
2017-19	F-250, 6.75'	DZZ87011
2017-19	F-250, 8' Bed	DZZ87012
Toyota		
2007-18	Tundra, 5.5' Bed	DZZ86985
2007-18	Tundra, 6.5' Bed	DZZ86986

* Not flatside

Tailgate Mats

Year	Application	Part No.
Chevrolet / GMC		
1988-19	GM Truck Full Size	DZZ86700
Dodge		
2002-19	Dodge Truck Full Size	DZZ86700
Ford		
2009-19	Ford Truck Full Size, F-150	DZZ86700
2009-19	Ford Truck F-250	DZZ86700



Tie-Downs

Constructed of heavy-duty aluminum with a black powder coated finish. Easy to use, these tie-downs mount directly into pre-existing holes in the bed. Sold in pairs, the included gasket helps seal out water, dust, and dirt.



Year	Application	Part No.
Chevrolet / GMC		
2007-19	Chevy/GMC Full Size	DZZ97903
Ford		
2015-19	Ford F-150	DZZ97909
2018-19	Ford Super Duty	DZZ97909

Tool Boxes

Double Lid DZZ8370

Fits all full size trucks.

Length:	Width:	Height:	Volume:
69.75" L-1: 60.75"	20" W-1: 17.125"	14.25" H-1: 9.625"	9.67 cu ft.



Single Lid DZZ8170

Fits all full size trucks.

Length:	Width:	Height:	Volume:
69.75" L-1: 52"	20" W-1: 17.125"	14.25" H-1: 9.625"	8.39 cu ft.



Triangle Trailer Tool Box DZZ91716 Small

Built to fit on the tongue of trailers for convenient, lockable storage.

Length:	Width:	Height:
34" (Back), 16" (Front)	14.25"	22.75"



DZZ91717 Large

Length:	Width:	Height:
34" (Back), 16" (Front)	19"	22.75"

Mid-Size Pickup Narrow Crossover Tool Box

Full width with a narrow profile, ideal for short bed trucks. Aluminum construction with black finish. 60" long x 12" wide x 14-1/4" high. 5.0 cubic feet capacity. Fits all mid-size except Colorado/Canyon.



Part No.	Description
DZZ6163NB	Black

Full-Size Pickup Low-Profile Tool Box DZZ8170DL

Full-width low-profile, designed for full-size trucks. Aluminum construction. 69-3/4" long x 20" wide x 12-1/4" high. Holds 11.7 cubic ft. Fits all full-size pickups except Dodge Ram with 6' bed.



Wheel Well Tool Box

The aluminum tool box features a lockable lift-up lid with a sturdy piano hinge. Fits trucks with a 6' or 8' bed. 37" long x 7-3/4" wide x 19-1/2" high. 2.2 cubic feet capacity.

Part No.	Description
DZZ94	Passenger Side
DZZ95	Driver Side





THE LEADER IN PERFORMANCE COOLING

When you push your Jeep to the limit, the drivetrain generates a lot of heat. This can impact performance and even cause permanent damage. Derales offers several direct fit solutions to manage heat under the hood and throughout the drivetrain. From engine to differential, Derales helps keep your Jeep running cool and strong.

Performance Electric Fan

Upgrading your factory fan has never been easier. The Derales Performance Electric Fan features a water and dust-proof fan, perfect for off-road and water crossing use. This high-output, high-watt fan is capable of 1918 CFM's, even through the thickest of radiators. The high-quality aluminum shroud replaces factory fan clutch/shroud using factory mounting locations. Includes mounting brackets for the radiator overflow tank and power steering fluid reservoir.

Part No.	Application
DER20161	87-96 Wrangler YJ, 97-06 Wrangler TJ All 4 & 6 Cylinder Engines



Automatic Transmission Cooler

When off-roading, airflow can become an issue, resulting in overheated transmissions. Derales's bolt-on transmission cooler uses their Electra Cool remote fluid cooler to reduce fluid temperatures by 30°F-40°F. This complete kit includes an 8" electric fan, 16-row plate and fin cooler, and everything needed for installation. The cooler mounts to the frame rail, with no drilling required.

Part No.	Application
DER20561	87-96 Wrangler YJ, 97-06 Wrangler TJ




Power Steering Cooler Kits



Part No.	Inlets	No. Passes
DER13200	1 1/32" Barb	2
DER13212	1 1/32" Barb	4

Heat Sink Coolers



External and internal fins transfer heat with minimal airflow. Small enough to be mounted to a frame rail, radiator bottom or under floor boards. Single-pass (3/8" NPT inlets on each end) or dual-pass (1/4" NPT inlets on one end) coolers for transmission fluid, fuel, engine, power steering, or gear lube. Hardware is included.

Part No.	Description
DER13249	10" Cooler Kit, Single Pass
DER13250	12" Cooler Kit, Single Pass
DER13260	12" Cooler Kit, Dual Pass
DER13261	15" Cooler Kit, Dual Pass
DER13262	18" Cooler Kit, Dual Pass

Replacement Hose

Part No.	Hose ID	Length
DER13007	1 1/32"	25 ft.
DER13016	3/8"	5 ft.
DER13017	3/8"	25 ft.
DER15700	1/2"	10 ft.
DER15701	1/2"	5 ft.
DER15740	1/2"	8 ft.
DER15799	1/2"	25 ft.

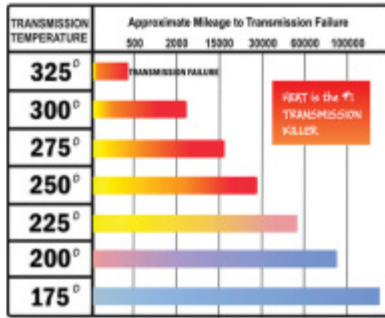


Hi-Temp / Hi-Pressure Hose



THE LEADER IN PERFORMANCE COOLING

Heat.... The Number One Cause Of Component Failure!



Transmission Cooling Pans

Each Transmission Cooling Pan is constructed from heavy-gauge stamped steel and finished with a durable two-stage heat-dissipating black coating. The pan's cooling power comes from individual built-in 5/8" O.D. airflow cooling tubes. Each tube features an integrated turbulator. As air passes beneath the vehicle it is redirected through the tubes and turbulators, thus transferring heat from fluid to air, helping lower fluid temperatures up to 50 degrees.



- 5/8" O.D. Airflow Cooling Tubes
- Extra Fluid Capacity
- Heat Dissipating Black Finish
- Rare Earth Magnetic Drain Plug
- Built-In 1/8" Temp Sender Port

E-Z Bolt-On Cooling



Part No.	Application	Extra Capacity Up To
Dodge		
DER14210	Dodge A618, A727, 46RW, 46RH, 47RE, 48RE	5qts 16oz
GM		
DER14204	GM 700R4/4L60E	2qts 4oz
DER14207	GM 4L80E	4qts 16oz
Ford		
DER14208	Ford 4R100, E40D, 5R110, 5R110W	7qts 30oz

Ram Air Transmission Cooler Kits

Series 7000 Tube & Fin Coolers



Part No.	Dimensions	No. of Passes
DER13102	16-5/8" x 5-1/8" x 3/4"	4
DER13103	16-5/8" x 7-5/8" x 3/4"	6

Series 8000 Plate & Fin Coolers



Part No.	Dimensions	No. of Rows
DER13502	7-1/4" x 11" x 7/8"	15
DER13503	9-1/4" x 11" x 7/8"	21

Series 9000 Plate & Fin Coolers



Part No.	Dimensions	No. of Rows
DER13613	8-7/8" x 10-1/8" x 1-1/4"	13
DER13614	11-7/8" x 10-1/8" x 1-1/4"	17

Cooler "Remount" Kit DER13001

Kit includes: (4) rods, (4) pads and (4) buttons



Transmission Cooler Fittings

Part No.	Description
Ford	
DER13025	5/8" Inverted Flare M/F Fittings
GM	
DER13035	Snap-In Tube Fitting
Universal	
DER13004	Insta-Dapt 1/2-20 M/F Threads
Universal Line Fittings	
DER13031	5/16" Tube to 3/8" Barb
DER13032	3/8" Tube to 3/8" Barb
DER13033	1/2" Tube to 1/2" Barb



Complete Listing Of Transmission Cooler Fittings & Accessories Available Online



THE LEADER IN PERFORMANCE COOLING

Remote Fluid Coolers

Remote fluid coolers are designed to cool vital drivetrain components, including transmissions. Even under extreme conditions where airflow is limited, Remote fluid coolers can keep temperatures under control. By combining efficient fluid coolers with Derale electric fans, heat is no match. Compact design allows coolers to mount wherever space permits. Add a Derale in-line fan controller and fluid control thermostat for the ultimate transmission temperature control set-up.

Electra-Cool Series

A powerful 10" electric fan draws air over a 16-row copper/aluminum tube and fin cooler. Includes brass AN fittings and hose barb adapter fittings for easy installation. Clear anodized aluminum brackets provide secure mounting. Dual circuit models also available; call for availability.



Dim: 15-3/4" x 11-1/2" x 5"

Cooler Part No.	Cooler Inlet Size	No. of Passes	Transmission Cooler Kit Part No.
DER13700	-6 AN	16	DER13900
DER15800	-8 AN	16	DER15900

Atomic-Cool Series

A high-flow 8" electric fan paired with a furnace-brazed aluminum 16-row fin and plate cooler keeps up under harsh conditions. Equipped with 6061 aluminum AN fittings and includes hose barb adapter fittings. Clear anodized aluminum shroud allows for easy mounting and helps maximize airflow.



Dim: 8-5/8" x 13" x 3-3/4"

Cooler Part No.	Cooler Inlet Size	No. of Rows	Transmission Cooler Kit Part No.
DER13750	-6 AN	16	DER13950
DER15850	-8 AN	16	DER15950

Hyper-Cool Series

A high-flow 8" electric fan paired with a furnace-brazed aluminum 25-row stacked plate cooler provides serious cooling power. Equipped with 6061 aluminum AN fittings and includes hose barb adapter fittings. Clear anodized aluminum shroud allows for easy mounting and helps maximize airflow.

Cooler Part No.	Cooler Inlet Size	No. of Rows	Transmission Cooler Kit Part No.	Engine Oil Cooler Kit Part No.
DER13760	-6 AN	25	DER13960	—
DER15860	-8 AN	25	DER15960	DER15660
DER15865	-10 AN	25	—	—



Dim: 10" x 13" x 5-5/8"



Titanium Turbo Shield

Shield looks like carbon fiber and is designed to reduce turbo lag. Available by itself, or in a kit which includes shield, 2" x 15 ft. titanium wrap, two 14" locking ties, and fastening wire.



Part No.	Description
DSN010140	Shield Only T3
DSN010141	Shield And Kit T3
DSN010146	Shield Only T6

GM LS Engine Coil Pack Heat Shield

DSN011001

These semi-rigid shields are manufactured from double-sided aluminum and high-temperature foam core. Designed to work with both factory and aftermarket coils and brackets. Installed easily under the coil brackets reducing engine and exhaust heat to the coils. Sold in pairs.



NEW!

Ultra 47™ Turbo Shields

Made from a Tri-Layer mix of an aluminum-impregnated glass fiber outer shell with a high-temperature insulating mat core and silica glass-blend liner. Double stitching and heavy-duty capped anchor points make this turbo shield look great and perform even better. Keeps the exhaust heat in the turbo housing to reduce turbo spool up time and increase exhaust gas velocity, resulting in more power quicker.



Turbine	Shield Only	Shield Kit
T3	DSN010172	DSN010174
T4	DSN010173	DSN010175

Onyx™ Series T3 And T4 Turbo Shield Kit

These turbo shield kits are manufactured with premium heat-resistant textiles and incorporate newly designed stainless steel anchor points. Decreased turbo lag, improved turbo efficiency and a more constant turbo temperature are the major benefits of these premium turbo shield kits. Available as a kit or turbo shield only. Kit includes turbo shield, 2" x 25' roll black wrap, eight 14" s/s zip ties and 5' fastening wire. Made in USA.



DSN010181

Turbine	Part No.
Turbo Shield Only	
T4	DSN010179
T3	DSN010181
Turbo Shield Kit	
T4	DSN010180
T3	DSN010182

Fuel Rail and Injector Cover Kit

DSN010378

Designed for 1997-04 Jeeps with 4.0L six cylinder engine. Reduce vapor lock, protect injectors and fuel rail from engine heat. Keep fuel cool. Manifold heat is reduced by a glass fiber-backed thick aluminum heat shield. Hook and loop design makes for easy installation. Kit contents include one manifold heat shield, one fuel rail heat cover, six fuel injector covers and twelve fuel injector O-rings.





Jeep Wrangler JLU Sound Deadening/Insulating Headliner Kit **NEW!**

Design Engineering's peel-and-stick kit helps dress up the interior of the 2018-19 4-door Jeep JLU's hardtop while reducing outside noise. High-quality, marine-grade acoustical foam faced with either original-style fabric or leather-look material is resistant to mold and mildew and helps insulate from outside heat and cold. CNC-machined for a perfect fit, 13 piece kit includes 9 piece headliner kit and 4 piece side window kits.



Part No.	Description
9-Piece Headliner Kits	
DSN050168	Black Fabric
DSN050169	Gray Fabric
DSN050170	White Fabric
DSN050171	Grey Leather-Look
DSN050172	Black Leather-Look
4-Piece Side Window Kits	
DSN050173	Black Fabric
DSN050174	Gray Fabric
DSN050175	White Fabric
DSN050176	Grey Leather-Look
DSN050177	Black Leather-Look
13-Piece Side Window Kits	
DSN050178	Black Fabric
DSN050179	Gray Fabric
DSN050180	White Fabric
DSN050181	Grey Leather-Look
DSN050182	Black Leather-Look

Jeep® Wrangler Sound Deadening Headliner

Constructed with one-inch-thick, pre-shaped, peel-and-stick Boom Mat sound-deadening material. Reduce cab noise up to four decibels, while insulating the vehicle's interior from harsh exterior weather conditions.

Part No.	Description
DSN050137	Wrangler 2011-17 Four Door, Black



Truck and Jeep Accessories

Part No.	Application
Dodge	
DASKC09100BK	1994-13 Dodge Ram 1500/2500/3500 2WD, Front 2" Kit
Chevy/GMC	
DASKG09100BK	1999-06 Chevy/GMC 1500 2WD, Front 1" Kit
DASKG09101BK	1999-06 Chevy/GMC 1500 2WD, Front 2" Kit
DASKG09105BK	2007-13 Silverado/Sierra 1500 2WD/4WD, Front 2" Kit (Top Mount Easy Install, No Strut Disassembly Required)
DASKG09107	1999-10 Chevy/GMC 2500/3500 4WD, Front 2" Kit
DASKG09112	1988-06 Chevy/GMC 1500 4WD, Front 2" Kit
DASKG09129BK	2014-18 Chevy/GMC 1500 2WD/4WD, Front 2" Kit (Top Mount Easy Install, No Strut Disassembly Required)
DASKG09140BK	2007-18 Chevy/GMC 1500 Trucks & SUV's 2" Kit (Easy Install, Mounts Between The Lower Control Arm, and Strut Assembly)
DASKG09139BK	2007-18 Silverado/Sierra 2WD/4WD, Front 2" Kit (Easy Install, Mounts Between the Lower Control Arm, and Upper Strut Plate, No Strut Disassembly Required, No Stud Trimming Required)
Ford	
DASKF09130BK	2017-19 Ford F-150 Raptor 4WD 2" Kit
DASKF09101BK	1999-17 Ford F250/F350 2WD, Front 2" Kit
DASKF09105BK	1997-03 Ford F150 2WD, Front 1.5" Kit
DASKF09108BK	1981-96 Ford F150 4WD, Front 2" Kit
DASKF09111BK	2004-08 Ford F150 2WD/4WD, Front 2.5" Kit
DASKF09119BK	2005-17 Ford F250/F350 4WD, Front 2" Kit
DASKF09124BK	2009-18 Ford F150 2WD/4WD, Front 2" Kit
Jeep	
DASKJ09113BK	1999-2004 Jeep Grand Cherokee WJ 2WD/4WD, Front And Rear 2" Kit
DASKJ09132BK	2005-10 Jeep Commander/Grand Cherokee WK 2WD/4WD, Front And Rear 2" Kit
DASKJ09152BK	2007-18 Jeep Wrangler JK 4WD, Front 2" Kit
DASKJ09176KV	2018 Jeep Wrangler JL 1-1/2" Comfort Ride Leveling Kit

Part No.	Application
Nissan	
DASKN09105BK	2005-14 Nissan Frontier/Xterra 2WD/4WD, Front And Rear 2" Kit
DASKN09108BK	2016-18 Nissan Titan XD, Front 2" Kit
Toyota	
DASKT09100BK	1990-95 Toyota 4Runner SR5 2WD/4WD, Rear 1.25" Kit
DASKT09103BK	1996-2006 Toyota Truck/SUV 2WD/4WD, Front 2.5" Kit
DASKT09105BK	1996-2006 Toyota Truck/SUV 2WD/4WD, Front 1.0" Kit
DASKT09106BK	1996-2002 Toyota 4Runner 2WD/4WD, Front 2.5" Kit
DASKT09107BK	1996-2002 Toyota 4Runner 2WD/4WD, Rear 1.5" Kit
DASKT09113BK	1995-2004 Toyota Tacoma 2WD, Front 1.5" Kit
DASKT09115BK	2003-09 Toyota 4Runner 2WD/4WD, Front 2.5" / Rear 1.5" Kit
DASKT09116BK	2005-16 Toyota Tacoma 2WD/4WD, Front 2.5" Kit
DASKT09117BK	2003-09 Toyota 4Runner 2WD/4WD, Front 1.0" Kit
DASKT09120BK	2005-16 Toyota Tacoma 2WD/4WD, Front And Rear 2.5" Kit
DASKT09124BK	2007-14 Toyota FJ Cruiser 2WD/4WD, Front 2.5" / Rear 1.5" Kit
DASKT09127BK	2007-14 Toyota FJ Cruiser 2WD/4WD, Rear 1.5" Kit
DASKT09133BK	2010-16 Toyota 4-Runner 2WD/4WD, Front 2.5" Kit
DASKT09134BK	2010-16 Toyota 4-Runner 2WD/4WD, Front And Rear 2.5" Kit



DASKG09100BK



DASKT09124BK



DASKC09100BK



Truck and Jeep Accessories

Body To Frame Mount Bushing Kits

These polyurethane body-mount bushings are designed to replace the soft factory rubber bushings.



DASKF04050BK

Part No.	Application
DASKF04009BK	1991-01 Explorer, 2WD And 4WD
DASKF04015BK	2001-05 Explorer Sport Trac, 2WD And 4WD
DASKF04050BK	1999-2017 Ford F250 Super Duty, 2WD And 4WD, With Twin I Beam 2005-17 Ford F350 Super Duty, 2WD And 4WD
DASKF04050KV	1999-2017 Ford F250 Super Duty, 2WD And 4WD, With Twin I Beam, Kevlar 2005-17 Ford F350 Super Duty, 2WD And 4WD, Kevlar
DASKF04058BK	1999-18 Ford F-250 Body Mounts
DASKF04060BK	2008-16 Ford F-250 Body Mount With Steel Sleeves

Coil Spring Spacers

Manufactured to work within the factory suspension design, these kits offer an improved ride, more ground clearance, and the ability to run larger tires and wheels, while reducing noise, vibration, and harmonics.



DASKJ09100BK

Part No.	Application
DASKJ09100BK	1997-06 TJ Wrangler / 1984-01 XJ Cherokee, 1-3/4" Spring Spacers, Front And Rear
DASKJ09107BK	1997-06 TJ Wrangler / 1984-01 XJ Cherokee, 3/4" Spring Spacers, Front And Rear
DASKJ09108BK	1997-06 TJ Wrangler / 1993-98 ZJ Grand Cherokee, 3/4" Spring Spacers, Front And Rear
DASKJ09138BK	2007-17 JK Wrangler, 3/4" Spring Spacers, Front And Rear
DASKJ09139BK	2007-17 JK Wrangler, 3/4" Spring Spacers, Front Only
DASKJ09140BK	2007-17 JK Wrangler, 3/4" Spring Spacers, Rear Only

Coil Spring Bow Correction Isolators

Many aftermarket lift kits use the OEM coil isolators which cause the front coil springs to flex outward and rub against the suspension. These Daystar coil isolators install quickly without special tools and replace the factory isolators to correct this issue.

Part No.	Description
DASKJ09179BK	2018-19 Wrangler JL Aftermarket Lift Kits Only
DASKJ09180BK	2018-19 Wrangler JL Mopar Lift Kits Only



DASKJ09179BK

Hood Wranglers

Constructed of heavy-duty polyurethane, these hood latches provide a more positive lock to keep the hood securely shut, increase peace of mind, and stop the "hood flutter" common to 2007 and newer JK Wranglers. Made in USA. Sold in pairs.

Part No.	Application
DASKJ09145BK	2007-17 JK Wrangler, Black,
DASKJ09145RE	2007-17 JK Wrangler, Red
DASKJ09146BK	1997-06 TJ Wrangler, Black



JK Wrangler Comfort Ride Lift Kit DASKJ09137BK

Designed to lift the front and rear of 2007-17 2WD/4WD JK Wranglers 1-3/4". Kit consists of front and rear coil spring spacers, rear extended bump stops, and hardware kit. Made in USA.



Lift And Leveling Kits 2018 Jeep Wrangler JL **NEW!** DASKJ09177KV

Designed to raise the vehicle, while working within the factory suspension and specifications. These no-weld, easy-to-install kits include Kevlar®-infused polyurethane spacers and extended bump stops along with any other vehicle specific items needed for installation. Made in USA. 2" Comfort Ride Lift Kit includes lower control arms and sway bar links.



Rope Rollers for Synthetic Winch Rope

Daystar's rope rollers replace the steel rollers on any conventional fairlead so you can retain the benefits of a roller fairlead while running synthetic winch rope.



Part No.	Description
DASKU70054BK	Polyurethane Winch Rollers (Four), Allows Use of Synthetic Rope

Dash And Switch Panels

For most applications these panels are a direct replacement for the original factory panel, eliminating the need for trimming. The dash panels match the texture and lines of the rest of the dash for a factory look. Switch panels snap into place and are pre-scored to accept two-four accessory switches. Made in USA.



DASKJ71020

Part No.	Description
Dash Panels	
DASKJ71020	2007-10 JK Wrangler, Upper Dash Panel
DASKJ71031	1997-06 TJ Wrangler, Upper Dash Panel
DASKJ71057BK	2011-17 JK Wrangler, Upper Dash Panel With I-Phone Holder
Switch Panels	
DASKJ71030	2007-10 JK Wrangler, Switch Panel
DASKJ71032	1997-06 TJ Wrangler/1997-01 Cherokee, Vent Switch Panel
DASKJ71034BK	2011-17 JK Wrangler, Lower Switch Panel, Automatic Trans Only
DASKJ71038BK	2011-17 JK Wrangler, Lower Switch Panel With Four Rocker Switches
DASKJ71043BK	2007-10 JK Wrangler, Pillar Pod Switch
DASKJ71044BK	2007-10 JK Wrangler, A-Pillar Pod Switch With Four Rocker Switches
DASKJ71056BK	2007-17 JK Wrangler, A-Pillar Pod Switch With Four Switches

D-Ring Washers

Polyurethane Daystar D-ring washers install on any standard shackle bolt and help silence the rattling D-rings.

Part No.	Description
DASKU71074BK	Black, Set Of Eight
DASKU71074RE	Red, Set Of Eight



D-Ring / Shackle Isolator

Non-locking polyurethane D-ring isolator. prevents rattles and fits standard 3/4" D-rings or shackles and has a limited lifetime warranty.



Part No.	Description
DASKU70056AG	Polyurethane D-Ring Isolator, Orange, Sold In Pairs
DASKU70056BK	Polyurethane D-Ring Isolator, Black, Sold In Pairs
DASKU70056FA	Polyurethane D-Ring Isolator, Fluorescent Orange, Sold In Pairs
DASKU70056FG	Polyurethane D-Ring Isolator, Fluorescent Green, Sold In Pairs
DASKU70056FP	Polyurethane D-Ring Isolator, Fluorescent Pink, Sold In Pairs
DASKU70056RB	Polyurethane D-Ring Isolator, Blue, Sold In Pairs
DASKU70056RE	Polyurethane D-Ring Isolator, Red, Sold In Pairs
DASKU70056WH	Polyurethane D-Ring Isolator, White, Sold In Pairs
DASKU70056YL	Polyurethane D-Ring Isolator, Yellow, Sold In Pairs

D-Ring / Isolators And Washers

D-ring isolators install on any standard 3/4" shackle. Polyurethane acts as an isolator for the shackle and prevents the shackle from tapping against a bumper or any other recovery point when the vehicle is in motion. Includes 2 non-locking D-ring isolators and 8 washers.



Part No.	Description
DASKU70057BK	Polyurethane D-Ring Isolator, Black With Four Washers Sold In Pairs
DASKU70057RE	Polyurethane D-Ring Isolator, Red With Four Washers, Sold In Pairs



Truck and Jeep Accessories

Locking D-Ring Isolators

Manufactured from durable polyurethane, these locking isolators snap onto any standard 3/4" D-ring, also known as a clevis or shackle. The built-in lanyard loops through a hole in the D-ring bolt preventing it from unscrewing itself and losing the D-ring. Made in USA.



Part No.	Description
DASKU70058AG	Locking Polyurethane Shackle Isolator, Orange
DASKU70058BK	Locking Polyurethane Shackle Isolator, Black
DASKU70058FA	Locking Polyurethane Shackle Isolator, Fluorescent Orange
DASKU70058FP	Locking Polyurethane Shackle Isolator, Fluorescent Pink
DASKU70058RB	Locking Polyurethane Shackle Isolator, Blue
DASKU70058RE	Locking Polyurethane Shackle Isolator, Red

Jack Isolator

Daystar's jack isolator is a convenient, rattle-free storage solution for the Hi-Lift jack handle by sliding over the main bar of the jack and the handle. Durable polyurethane isolator reduces noise and eliminates metal-on-metal contact.



Part No.	Description
DASKU71071BK	One Piece Polyurethane Jack Isolator, Black, Each
DASKU71071RE	One Piece Polyurethane Jack Isolator, Red, Each



Winch Isolator

Daystar's winch isolators provide a clean, easy, and secure way to store the winch hook when not in use. Reduce rattle and wear while keeping the winch hook from rubbing on bumpers and grill guards. One-piece polyurethane isolator installs easily.

Part No.	Description
DASKU70039BK	One-Piece Polyurethane Roller Fairlead Isolator, Black, Each
DASKU70039RE	One-Piece Polyurethane Roller Fairlead Isolator, Red, Each

1997-06 Jeep Wrangler Angry Eyebrow Hood Protector DASKJ73000BK

This aggressive looking hood protector is manufactured from high-quality lightweight ABS plastic. Easy to install with no drilling or modifications required. Raw black color intended to be painted.



Trinity T2 MX Vehicle Performance Monitor NEW! DBL9050

The perfect addition for any OBD2 equipped vehicle. Utilizing a full-color high definition 5" touch screen, the Trinity T2 MX performance monitor provides numerous customizable gauge screen layouts with a custom color mixer that allows the customizing of gauge arcs, backgrounds, etc. Simply swipe screen to the left or right to toggle between user-selected gauge screens within a layout. Unit enables expanded monitoring capabilities including performance tests, read and clear diagnostic trouble codes, and data logging.



Trinity T2 EX Performance Programmers And Monitor

The all-new Trinity 2 with high-resolution touchscreen can add up to 28 horsepower and 50 ft.-lbs. of torque, yet remain 50-state legal, eliminating the fear associated with passing smog tests. T2 also permits adjustments to the rev limiter, top speed limiter, shift points, shift firmness, disable traction control, calibrate for gear ratio or tire size, cooling fan control, check/clear DTC's, disable traction control, etc.



Part No.	Application
Ford	
DBL9100	1997-17 Ford F150/SUV Gas Engines
GM	
DBL9200	1999-16 GM Gas Trucks/SUV
DBL9246	2017-19 GM Gas Trucks/SUV
Dodge	
DBL9300	2003-2014 Dodge, Ram, 1500/2500 5.7/6.4L
Jeep	
DBL9400	2005-14 Jeep Wrangler/Grand Cherokee

Intune i3 Platinum NEW!

All-in-one, Intune i3 Platinum performance programmer combines industry-leading, built-in tuning with nearly limitless custom tuning options. Perfect for the vehicle owner who desires powerful tuning right out of the box, yet wants to keep future modifications covered with the custom tuning capabilities that the unit provides. Versatile enough to tune vehicle from mild to wild.

Part No.	Application
Ford	
DBL8100	1999-17 F150/SUV Gas Engines 1999-10 F250/F350 Diesel Engines
GM	
DBL8200	1999-16 GM Gas Truck/SUV 2001-16 GM 2500/3500 6.6L
Dodge	
DBL8300	2003-14 Ram 1500/2500 5.7L/6.4L
Jeep	
DBL8400	2005-14 Jeep Wrangler 2005-14 Grand Cherokee



Warning: This product is not street legal and not for sale in California

Predator 2 Performance Programmer NEW!

Newly designed, the P2 is engineered to optimize daily driving, towing, and fuel economy. Unit includes programs for improved horsepower and fuel economy, while user adjustable options allow changes to tire size, gearing, shifting, etc. Programmer also has the ability to deliver high-speed OBD-II data logging, read and clear diagnostic trouble codes, and receive updates or downloads via the USB port. 50-state legal, the P2 saves the stock tune, easily restoring the vehicle back to the OEM settings when desired.



Part No.	Application
Ford	
DBL7102	1999-17 F150/SUV Gas Engines
DBL7103	1999-15 F250/F350 Diesel Engines
GM	
DBL7202	1999-16 GM Gas Truck/SUV
DBL7203	2001-15 GM 2500/3500/ and 4500 6.6L Duramax Diesel
Dodge	
DBL7302	2003-14 Ram 1500/2500 5.7L/6.4L
DBL7303	2005-12 Ram 2500/3500/4500 Cummins Diesels 5.9L/6.7L
Jeep	
DBL7401	1998-14 Jeep Wrangler, JK, TJ 1999-10 Grand Cherokee



Amp'd Throttle Booster NEW!

Easy to install with a plug-and-play design that utilizes the factory connections, Amp'd Throttle Booster adds a seat-of-the-pants boost of power, eliminating lag and sluggish acceleration. With the ability to increase throttle response in modes of 50% or 100%, advanced module provides quicker turbo spooling, increased responsiveness, and more acceleration.

Part No.	Description
Chevy/GMC	
DBL28858	2004-17 Colorado
DBL28855	2001-04 1500/2500/3500 All V8 Gas
DBL28855-D	2001-05 2500/3500 6.6L Duramax Diesel
DBL28856-D	2006-07 2500/3500 6.6L Duramax Diesel
DBL28857	2006-13 Avalanche
	2007-17 Suburban, Tahoe, Yukon
	2007-17 1500/2500/3500 All Gas
	2007-17 2500/3500 6.6L Duramax Diesel
Dodge	
DBL38852	2007 Durango 3.7L/5.7L
	2008-17 Durango
	2007 Ram 1500/2500/3500 3.6L/5.7L
	2007 Ram 1500/2500/3500 All Gas
	2007-08 Magnum
	2007-12 Dakota
DBL38852-D	2007 Ram 2500/3500 5.9 Cummins Diesel 2008-17 Ram 2500/3500 6.7L Cummins Diesel
DBL38851	2005-06 Durango 5.7L
	2005-06 Ram 5.7L Hemi
	2005-06 Magnum
DBL38851-D	2005-06 Ram 5.9L Diesel

Part No.	Description
Ford	
DBL18852	2011-17 Ford F150/F250/F350
	2011-17 Edge
	2009-17 Escape, Expedition
	2011-17 Explorer
	2009-10 F150
	2013-17 Flex
DBL18852-D	2018 F150 3.0L Power Stroke
DBL18854	2005-10 F250/F350
	2007-10 Edge
	2005-08 Expedition
	2005-10 Explorer
	2004-08 F150
	2009-12 Flex
Jeep	
DBL38851	2005-06 TJ Wrangler
DBL48852	2007-17 JK Wrangler
DBL48858	2014-18 Jeep Grand Cherokee

Amp'd Throttle Booster Switch NEW!
DBL88800

Six total levels of throttle responsiveness are available with the addition of the Amp'd Throttle Booster Switch. These six levels include stock, low-50%, medium 75%, high 100%, 400%, and valet. On-the-fly adjustments are easily controlled by the push button switch.



Sprint Tuning Module
DBLS1000

NEW!



Engineered for 2005-up GM vehicles, module can disable the Active Fuel Management (AFM) that drops cylinders and reduces power to be disabled by simply plugging into the OBD-II port. It allows the vehicle to stay in V8 mode at all times without re-flashing or reprogramming the ECU.

Marathon Tuning Module
DBLM1000X

NEW!



Tuning module allows any 2005-up GM vehicle equipped with Active Fuel Management (AFM) to stay in four-cylinder mode 80% of the time as opposed to only 35% from the factory. This device is installed by simply plugging into the OBD-II port.



Sprint MDS Module For DCX NEW!
DBLS1000D

Engineered for 2005-11 Dodge, Ram, Jeep, Chrysler 5.7L equipped vehicles, module can disable the Active Fuel Management (AFM) that drops cylinders and reduces power to be disabled by simply plugging into the OBD-II port. It allows the vehicle to stay in V8 mode at all times without re-flashing or reprogramming the ECU.

Year.	Description
Jeep	
2006-10	Commander 5.7L
2006-11	Grand Cherokee 5.7L
Dodge	
2006-11	Durango 5.7L
2006-11	Ram 1500 5.7L

2015+ Dodge/Ram/Jeep PCM Swap NEW!

To correct this, DiaboSport offers a solution that pairs a tuner such as the i3 or Trinity with an unlocked PCM that is preconfigured for the vehicle. This PCM swap kit includes the tuner plus, the unlocked PCM, and a return shipping box and label to return the factory PCM core, as well as complete instructions for making the PCM swap.

Call for additional information and options.

Part No.	Description
Chevy/GMC	
DBL8321	i3 + PCM Swap, Dodge Truck 2015-18 (5.7L 8 Speed)
DBL8420	i3 + PCM Swap, 2015-18 Jeep Wrangler JK
DBL9321	Trinity 2 + PCM Swap, Dodge Truck 2015-18 (5.7L 8 Speed)
DBL9420	Trinity 2 + PCM Swap, 2015-18 Jeep Wrangler





Year/Description	Axle Shaft Dia. # of Spline	Ring And Pinion Ratio	Detroit Locker	Detroit Truetrac	Eaton Posi
Chevrolet/GMC					
Blazer/Jimmy, Suburban, Tahoe, Yukon - Front 1/2 Ton					
1977-88 GM 10 Bolt, 8.5" Dia. R.G. ¹	1.20", 28	2.73-5.13	DET187C149A	DET912A557	DET19557-010
1980 And Later Dana 44	1.31", 30	3.73 & Down	DET187SL16D	DET913A591	—
		3.92 & Up	DET187SL16C	DET913A592	—
Blazer/Jimmy, Suburban, Tahoe, Yukon - Rear 1/2 Ton					
1989-07 GM 10 bolt, 8.5"/8.6" Dia. R.G., C-Clip ¹	1.32", 30	2.73" & Up	DET187C148A	DET913A481	DET19559-010
Pickup/Suburban/2500 - Front					
1977-91 GM 10 Bolt 8.5" Dia., R.G., C-Clip ¹	1.20", 28	2.73-Up	DET187C149A	DET912A557	DET19557-010
1980 And Later Dana 44	1.31", 30	3.73 & Down	DET187SL16D	DET913A591	—
		3.92 & Up	DET187SL16C	DET913A592	—
Pickup/Suburban/2500 - Rear					
1989-07 GM 10 Bolt, 8.5"/8.6" Dia. R.G., C-Clip ¹	1.32", 30	2.73" & 5.13*	DET187C148A	DET913A481	DET19559-010
1981-07 GM 14 bolt, 9.5" Dia. R.G., C-Clip	1.37", 33	All	DET225C135A	—	—
Dodge/Plymouth					
1500/2500 Pickup Trucks - Front					
1989-02 Dana 44, One side, C-Clip	1.31", 30	3.73 & Down 3.92 & Up	— —	DET913A591 DET913A592	— —
1984 & Down Dana 44	1.31", 30	3.73 & Down 3.92 & Up	DET187SL16D DET187SL16C	DET913A591 DET913A592	— —
1500/2500 Pickup Trucks - Rear					
1972-02 Dana 60	1.31", 30	4.10 & Down	DET225SL19B	—	—
Ford					
F150, Bronco, Pickup, Expedition - Front					
1983-96 Dana 44, C-Clip	1.31", 30	3.73 & Down 3.92 & Up	— —	DET913A591 DET913A592	— —
1982 and Down Dana 44	1.31", 30	3.73 & Down 3.92 & Up	DET187SL16D —	DET913A591 DET913A592	— —
F150, Bronco, Pickup, Expedition - Rear					
1997-07 Ford 9.75"	1.37", 34	All	—	DET913A477	—
1987-03 Ford 8.8" Dia., R.G., C-Clip	1.32", 31	All	DET187C145A*	DET913A561	DET19588-010
1976-87 Ford 9" Dia., R.G.	1.32", 31	All Except 2.72	DET187SL17B	DET913A586	—
	1.50", 35	All Except 2.72	DET187S160A	—	—
F250, Pickup, Excursion - Front					
1983-97 Dana 44, C-Clip, IFS	1.31", 30	3.73 & Down 3.92 & Up	— —	DET913A591 DET913A592	— —
1982 And Later Dana 44	1.31", 30	3.73 & Down	DET187SL16D	DET913A591	—
		3.92 & Up	DET187SL16C	DET913A592	—
F250, Pickup, Excursion - Rear					
1985-07 Ford 10.25"/10.5" Dia., R.G.	1.50", 35	All	DET225SL56A	—	—
1975-84 Dana 60-3	1.31", 30	4.10 & Down 4.56 & Up	DET225SL19B —	— —	— —
Jeep					
Wrangler, Cherokee, Grand Cherokee, Wagoneer, CJ & DJ - Front					
1971-06 Dana 30 ^G	1.16", 27	3.54 & Down 3.73 & Up	— —	— DET912A585	— —
1970-03 Dana M-44-IF, IFHD ^G	1.31", 30	3.73 & Down	DET187SL16D	DET913A591	—
		3.92 & Up	DET187SL16C	DET913A592	—
Wrangler, Cherokee, Grand Cherokee, Wagoneer, CJ & DJ - Rear					
1993-06 Dana 35, C-Clip	1.18", 27	3.54 & Up	DET162C56A	—	—
1984-93 Dana 35, C-Clip	1.18", 27	3.54 & Up	DET162C56A	—	—
1985-89 Dana 35, Non C-Clip	1.18", 27	3.54 & Up	DET162C56A	—	—
1997-06 Wrangler Dana 44	1.31", 30	3.73 & Down	DET187SL16D	DET913A589	—


* 4.56, 4.88, 5.13 require modification to install.

G: Does not fit axle disconnect 1982-85 Dana 44 and Dana 30 for 1987-05 Wrangler and 1984-92 Cherokee.

1: All GM 8.5"/8.6" Eaton differentials require special bearings. For axles with small bearing bores (race O.D. of 2.89"), usually found on vehicles prior to 1999, bearing LM102949 and race LM102911 are required. For axles with large bearing bores (race O.D. of 3.06"), usually found on vehicles from 1999 to present, bearing LM603049 and race LM603012 are required.



The Detroit Locker maximizes traction by delivering 100% of the torque to both drive wheels. It is engineered to keep both wheels in a constant drive mode, and has the ability to automatically allow wheel speed differentiation when required. 100% locking differential provides legendary traction and ultimate performance. Most gear oils are sufficient, however, a quality petroleum (mineral) based oil is recommended. Synthetic oils and friction modifiers are not necessary.



Truetrac's proven helical gear design eliminates the need for wearable parts like friction plates, cones and springs, resulting in maintenance free traction. Engineered to work efficiently in rear axles. Power transfer is so smooth, it literally goes unnoticed by the driver. Proven design, low cost and effective performance, all make the Truetrac limited slip differential the ideal choice for wide variety of vehicle applications. A quality petroleum GL5 rated (mineral) based oil is recommended. Synthetic oils may also be used if desired per axle manufacturer's recommendations. Friction modifiers should not be used however, as they will decrease overall performance (reduce differential bias).



Posi™

Carbon friction discs located behind each side gear are pre-loaded with a central spring assembly, increasing the clamp load on the carbon discs as input torque increases. This balanced design ensures that the bias torque of the differential is proportional to the input torque for smoother engagement.

Features race-bred carbon friction technology, precision-forged gears, high-strength case, and superior rebuildable design. A quality GL5 petroleum (mineral) based oil is recommended. A four-ounce bottle of friction modifier is necessary for optimum performance.



Trail Country EXP

From asphalt to dirt, the Trail Country EXP will help you explore the roads to adventure. Let the EXP lead you to your next campsite or scenic route. The Trail Country EXP is silica reinforced for cut and chip resistance and improved wet traction, has large, deep tread elements for excellent on/off-road capability and wear. Uses high-tensile body ply cord to enhance the sidewall strength. Has a 45,000 mile limited tread wear warranty.

Part No.	Size	Sect. WD. in.	Tread WD. in.	Tread Depth 32nds	Appx. Wt. Lbs.	Max Load	Meas. Rim Wd Appx Rim Wd
MIC90000034231	32 x 10.50R16LT	10.1	8.0"	18.5"	50 lbs.	3,415 lbs.	(7.5)7.0-8.0
MIC90000034232	33 x 11.50R16LT	11.3	8.6"	18.5"	57 lbs.	3,750 lbs.	(8.0)7.5-9.0
MIC90000034234	35 x 12.50R16LT	11.9	9.8"	18.5"	62 lbs.	3,860 lbs.	(8.5)8.0-11.0
MIC90000034235	32 x 10.50R17LT	10.8	8.4"	18.5"	53 lbs.	3,195 lbs.	(8.0)7.0-8.5
MIC90000034236	33 x 11.50R17LT	11.5	9.1"	18.5"	58 lbs.	3,195 lbs.	(8.5)7.5-9.0
MIC90000034239	35 x 12.50R17LT	12.8	10.0"	18.5"	62 lbs.	3,195 lbs.	(9.5)8.0-11.0
MIC90000034241	33 x 11.50R18LT	11.5	9.2"	18.5"	58 lbs.	3,640 lbs.	(8.5)8.0-10.0
MIC90000034243	35 x 12.50R18LT	12.5	9.9"	18.5"	65 lbs.	3,750 lbs.	(9.0)8.5-10.0
MIC90000034247	35 x 12.50R20LT	12.5	9.9"	18.5"	64 lbs.	3,195 lbs.	(10.0)8.5-11.0



Extreme Country Mud-Terrain Tire **NEW!**

The proven compound features additional tread depth, improved sidewall strength without adding weight or compromising ride, added traction from angled shoulder scallops, self-cleaning, and is mud and snow-rated.

Part No.	Tire Size	Equiv. Size	Load Range	Sidewall	(Measured Rim Width) Approved Rim Width
MIC90000024312	33 x 12.50R15LT	—	C	OWL	(10) 8.50 - 11.0

DC-2® Wheel

Featuring a gloss black and machined finish with a tough layer of UV clear coat protection for superior durability and ease of care, even in harshest of climates. The DC-2 is a super strong aluminum wheel built especially for today's trucks, SUV's and 4 x 4's. Satin finish center cap included. Uses bulge-type conical seat lug nuts.

Part No.	Size	Appx. Weight	Bolt Pattern	Backspace	Offset	Max Load
MIC90000000481	15 x 8	22 lbs.	5-4.5	3.65"	-21mm	2,100 lbs.
MIC90000000478	15 x 10	27 lbs.	5-4.5	3.65"	-47mm	2,100 lbs.
MIC90000000491	16 x 8	23 lbs.	5-4.5	4.03"	-12mm	2,500 lbs.
MIC90000000494	16 x 8	24 lbs.	8-6.5	4.03"	-12mm	3,400 lbs.
MIC90000000487	16 x 10	29 lbs.	8-6.5	4.52"	-25mm	3,400 lbs.
MIC90000000497*	17 x 9	27 lbs.	6-5.5	4.53"	-12mm	2,500 lbs.
MIC90000000502	17 x 9	28 lbs.	8-6.5	4.53"	-12mm	3,400 lbs.



* Hub centering ring included for late model Chevy/GMC application

BORN FROM JOE GIBBS RACING
DRIVEN
DRIVEN TO WIN RACING OIL®

LS30 Synthetic Street Performance Motor Oil **JGPO2906**

A new synthetic 5W-30 street performance motor oil designed for GM LS-based engines. Features a high zinc content to protect aggressive cam profiles, and the advanced synthetic formula delivers high-temperature protection. LS30 provides protection for street/strip applications that call for a 5W-30 viscosity oil. Not API-certified. Catalytic converter compatible. One-quart bottle.



FR20 Synthetic Performance Motor Oil **JGPO3006**

A new 5W-20 Synthetic performance motor oil designed for Ford modular motors and Chrysler 5.7L Hemi engines. FR20 features a high zinc content to protect aggressive cam profiles, and the advanced synthetic formula delivers high-temperature protection from viscosity breakdown. Not API-certified. Catalytic converter compatible. One-quart bottle



FR50 **JGPO4106**

FR50 provides the required viscosity for Ford Coyote oiling and variable timing systems, delivering wear protection needed for performance camshafts. Low-volatility formula guards against oil vaporization and foaming, and prevents inconsistent cam phaser system performance, especially in supercharged Ford Coyote engines. Viscosity typical of 5W-50. One-quart bottle.



DP40 Turbocharged Diesel Oil JGP02508

DP40 is a full synthetic SAE 5W-40 grade advanced diesel engine oil with Driven's rust inhibitor for turbo-charged, high-output diesels. Offers dual protection when the vehicle is not in use and high-protection while hauling heavy loads. One-gallon containers.



DR40 Semi-Synthetic Diesel Oil NEW! JGP05408

Blended with a high zinc content, this semi-synthetic diesel oil provides exceptional protection in high-heat heavy hauling conditions. SAE 15W-40 viscosity. Sold in one-gallon containers.

STF JGP04006

STF (Synthetic Transmission Fluid) protects bearings, gears, clutches, valves, and solenoids by reducing friction, heat, and wear. Improves shifting characteristics and lowers operating temperatures. Recommended for manual transaxles and transmissions which require automatic transmission fluids, multi-viscosity, or straight grade motor oils. One-quart bottle.



AT6 Synthetic ATF NEW! JGP04806

This fully synthetic ATF is formulated for use where Dexron VI® and Mercon LV® are recommended. Also suitable for any manual transmission that specifies Dexron VI® or Mercon LV® ATF. One-quart bottles.



Power Steering Fluid JGP01306

A fully synthetic formula power steering fluid. Provides improved thermal stability for less pressure drop. Offers high-temperature foam resistance for better cooling. One-quart bottles.



Synthetic Gear Oil JGP00630

Reduces operating temperatures by up to 15 degrees compared to other brand gear oils. Viscosity typical of SAE75W-110. One-quart bottles.



Limited Slip Gear Oil

Synthetic limited slip gear oil reduces drag, resists foaming and maintains viscosity under extreme heat and high loads. Exceeds the performance requirements of API GL-5. Recommended for limited slip differentials.



1 Qt. Bottle Part No.	Description
JGP04230	75W90
JGP04430	75W140

GL-4 Gear Oil NEW! JGP04530

Conventional 80w90 gear oil. Sold in one-quart bottles.



GL-5 Synthetic Gear Oil NEW! JGP05530

Synthetic 75w90 gear oil. Sold in one-quart bottles.



Brake And Parts Cleaner JGP50020

Driven Brake and Parts Cleaner cleans and dries quickly, leaving no residue. 18-oz. can.



Injector Defender Gasoline Fuel Additive NEW! JGP70048

This all-in-one octane booster and fuel system conditioner from Driven Racing Oils keeps the fuel system and combustion chambers free from corrosive deposits and increases fuel octane. Restores power, eliminates engine detonation, and increases fuel economy. 10-oz. bottle treats up to 25 gallons. Sold each.



Injector Defender Diesel Fuel Additive NEW! JGP70080

Featuring a detergent that prevents injector deposits from forming and also cleaning the fuel system from existing deposits, this additive also increases cetane and power. 10-oz. bottle treats up to 50 gallons. Sold each.



Defender + Booster Fuel Additive JGP70056

The combination of octane booster and fuel system conditioner in one bottle makes this fuel additive from Driven Racing Oils an all-in-one product. By keeping the fuel system and combustion chambers free from corrosive deposits and increasing the fuel octane, power is restored along with the elimination of engine detonation, and fuel economy is increased. 10-oz. bottle treats up to 25 gallons. Sold each.



NEW!

Cooling System Protector JGP50030

Impurities in well water can cause rust and corrosion inside the radiator, block, water pump, and cylinder heads, leading to a loss of cooling system efficiency. Driven Cooling System Protector stops the adverse effects of hard water better than the leading brand of coolant additives. 12-oz. bottle



Extreme Pressure Grease

A premium extreme pressure grease with excellent load-carrying ability. Designed for high temperature and high loads. Provides exceptional mechanical stability in a NLGI #2 grease.

400gm Cartridge	4oz Tube
JGP70030	JGP00738



Premium Enamel

High solids formulated acrylic enamels deliver maximum coverage with ultimate protection as well as gloss and color retention. 12-oz. spray cans.

Part No.	Color
SHEDA1600	Black
SHEDA1603	Semi Gloss Black
SHEDA1605	Flat Black
SHEDA1610	Medium Grey
SHEDA1612	Machinery Grey
SHEDA1620	Royal Blue
SHEDA1640	Cherry Red
SHEDA1663	School Bus Yellow
SHEDA1670	Gloss White
SHEDA1672	Flat White
SHEDA1684	Chrome Aluminum
SHEDA1692	Clear



SHEDA1640



SHEDAL1677

Premium Lacquer

A fast drying, premium quality formula for quick coverage, weather resistance, and adhesion the first time. 12-oz. cans.

Part No.	Color
SHEDAL1607	Flat Black
SHEDAL1608	Semi Gloss Black
SHEDAL1677	Gloss Black
SHEDAL1679	Silver Metallic
SHEDAL1695	Clear



Premium Sandable Filler Primer

Fast drying, sandable formula provides a smooth, rust-resistant base coat that improves adhesion and appearance of the top-coat. Features high-build and fast-filling characteristics. Easy to featheredge. Ideal for metal, wood, and fiberglass surfaces. 11-oz. can.

Part No.	Color
SHEFP101	Grey Filler Primer
SHEFP102	Red Oxide Filler Primer



SHEFP101

Premium Sandable Primer Surfacer

All-purpose, fast-drying primer helps achieve top-coat uniformity. Great for smooth fill-in of surface cracks and imperfections. For use on preprimed or unprimed surfaces. 12-oz. can.

Part No.	Color
SHEDAP1687	Rust Resistant Primer
SHEDAP1689	White Primer
SHEDAP1692	Gray Hot Rod Primer



E Premium Self-Etching Primer SHEDAP1690

Etches and primes in one easy step. Can be used under all of today's automotive finishes. Perfect for spot repairs. Creates superior adhesion on most plastics, fiberglass, bare steel, aluminum, and stainless steel. 12-oz. can.

Premium Primer Sealer SHEDAP1699

Gives maximum corrosion resistance and bonding of base colors. Provides a smooth uniform surface for final coating. Ideal for metal, wood, and fiberglass. 12-oz. can.



SHEDA1642



Engine Enamel with Ceramic

A durable formula that resists intermittent temperatures up to 500 degrees. The durable ceramic resins give maximum heat dissipation and a high-gloss finish that resists oil and gas, and will not blister, flake, crack, or peel. 12-oz. cans.

Part No.	Color	Part No.	Color
SHEDE1601	Ford Blue	SHEDE1634	GM Low Gloss Black
SHEDE1605	Ford Red	SHEDE1635	Ford Semi Gloss Black
SHEDE1606	Ford Dark Blue	SHEDE1636	Clear
SHEDE1607	Chevy Orange-Red	SHEDE1638	Cummins Beige
SHEDE1609	Chevy Blue	SHEDE1640	Plum Purple
SHEDE1611	New Ford Grey	SHEDE1641	Grabber Green
SHEDE1613	Gloss Black	SHEDE1642	Daytona Yellow
SHEDE1615	Aluminum	SHEDE1643	Torque-N-Teal
SHEDE1616	Pontiac Blue Metallic	SHEDE1644	Hunter Green
SHEDE1618	Detroit Diesel Green	SHEDE1650	Cast Coat Aluminum
SHEDE1620	Chevy Orange	SHEDE1651	Cast Coat Red
SHEDE1621	Old Ford Blue	SHEDE1652	Chrysler Hemi Orange
SHEDE1622	Chrysler Orange	SHEDE1653	Red
SHEDE1631	Chrysler Blue		
SHEDE1632	Chrysler Industrial Red		

Copper Plate Coating NEW! SHECK100

Two-part aerosol system delivers a deep copper appearance to polished or chromed surfaces on cars, trucks, etc. Includes a translucent copper base coat and a clear top coat, resulting in a durable, gloss finish that resists chipping, fading, and the elements.



Carbon Fiber Automotive Paint Kit SHECFK100

Two-step system includes the ability to create a carbon fiber appearance on any plastic or metal surface. Graphite metallic base coat creates a deep base coat, while the Dimensional Effex template and black top coat finishes to deliver a brilliant carbon fiber finish.



Wheel Coating

Customize or restore wheel surfaces quickly and effectively. Specialized coating offers a highly reflective finish to steel, aluminum, and plastic wheels and wheel covers. Resists cracking, flaking, and peeling, while protecting against heat, brake dust, and the elements. Sold in 11-oz. aerosol cans.

Part No.	Color
SHEHWP101	Silver
SHEHWP102	Graphite
SHEHWP103	Clear
SHEHWP104	Black
SHEHWP105	Bronze



High-Performance Caliper Paint



Dress-up brake calipers and add color. Paint is resistant to heat, chipping, chemicals and brake dust. Choose from 12-oz. aerosol cans or 32-oz. brush-on kits, complete with cleaner, stir stick, brush, tape, and instructions.

Color	12 Oz. Aerosol Part No.	32 Oz. Brush-On Kit Part No.
Red	SHEBCP100	SHEBCP400
Black Satin	SHEBCP102	SHEBCP402
Silver	SHEBCP103	—
Blue	SHEBCP104	—
Caliper Cleaner	SHEBCP200	—

Rust Fix SHERF129

Destroys rust on contact. Sprays on clear and turns to a black, protective metal coating to inhibit future rust from forming. 10.25-oz. can.



Shadow Chrome- Blackout Coating SHESH1000

Use this two-can system to create a black chrome effect on polished metal or chrome plated surfaces. First, a translucent black coating is sprayed, creating a dark shadow effect. Next, a clear coat is sprayed, adding gloss, depth, and protection from the elements. The Shadow coating is resistant to brake dust, road abrasion, chipping and fading. The kit includes two 11-oz. cans.



Bed Armor DIY Truck Bed Liner

Bed Armor offers superior adhesion, impact resistance and gloss retention to pickup beds. Made with Kevlar, product is available in 16.5-oz. aerosol cans, 1-quart can or 1-gallon roller kits. 1-gallon roller kit includes tray, roller, roller cover, brush, and scuff pad.



Part No.	Description
SHEBAK2010	1 Gallon Roller Kit
SHEBAQ2010	1 Quart Can Only
SHEBAA2020	Dark Olive Camouflage, 16.5-oz. Aerosol
SHEBAA2030	Sandstorm, 16.5-oz. Aerosol
SHEBAA2040	Midnight Brown, 16.5-oz. Aerosol

SHEBAK2010

Truck Bed Coating



SHEBAG100



SHETRQ254

Designed for the do-it-yourselfer, Truck Bed Coating is designed to provide protection to truck beds, inner fenders, tailgates, step areas, etc. Truck Bed Coating may be applied using available roller kit, spray gun, or aerosol can.

Part No.	Description
SHEBAG100*	Spray Gun Kit, Includes Spray Gun And Hose
SHETR103*	Truck Bed Coating Roller Kit
SHETRQ254	Truck Bed Coating, 1 Quart Can
SHETR250	Truck Bed Coating, 16.5-oz. Aerosol

* Purchase coating separately.



Chevrolet/GMC Truck And SUV

Features (For All Three GM Categories):

Dynatech direct-fit replacement headers and pipes are made with stainless steel for long life. With 1-3/4" primary tubes feeding 2-1/2" collectors, these headers help boost power by helping the exhaust flow better. Intermediate tubes are 2-1/2" diameter. OBD-II compliant, and include all needed gaskets, hardware, and O2 sensor extensions. Headers sold in pairs.

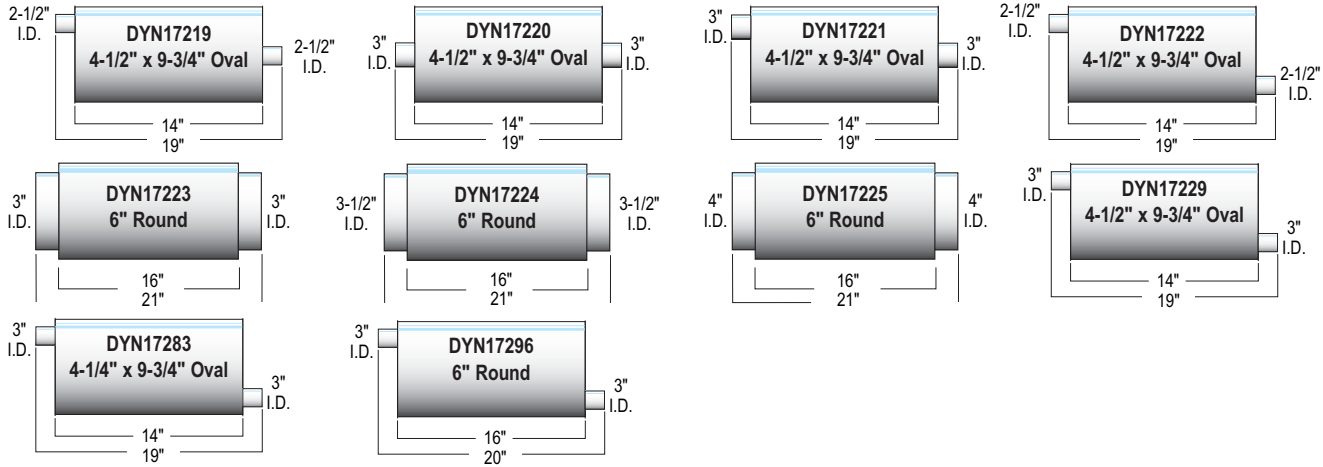
Part No.	Description
1999-06 1500 4.8L, 5.3L, 6.0L* - 2WD/4WD	
DTH715-84110	Headers Only
2007-13 1500 4.8L, 5.3L, 6.3L, 6.2L - 2WD/4WD	
DTH715-14110	Headers Only
DTH715-14430	Intermediate Tubes w/o Cats
1999-06 Hummer H2*	
DTH715-84110	Headers Only
2007-09 Hummer H2	
DTH715-14110	Headers Only
DTH715-14430	Intermediate Tubes w/o Cats



* System comes with Square (■) O2 ext. cables. Some trucks came equipped with trapezoidal type (▲) O2 ext. cables. Please specify if you need trapezoidal type (DTH88-635300F)

Ultra Flo Stainless Steel Muffler

Take a proven straight-through design for maximum flow and power, add continuous roving fiberglass technology (CRF) for a deep, powerful tone, and house it all in a 100% stainless steel case for lifelong durability, and the result is the Ultra Flo SS Muffler. Polished to a mirror-like finish, the Ultra Flo looks great and can bring any stock pickup or SUV to life.



Part No.	Shell Diameter	Overall Length	Shell Length	Inlet Diameter	Outlet Diameter	Offset Inlet-Outlet
DYN17219*	4-1/2" x 9-3/4"	19"	14"	2-1/2"	2-1/2"	Side - Center
DYN17221*	4-1/2" x 9-3/4"	19"	14"	3"	3"	Side - Center
DYN17222*	4-1/2" x 9-3/4"	19"	14"	2-1/2"	2-1/2"	Side - Side
DYN17223*	6" Round	21"	16"	3"	3"	Center - Center
DYN17224*	6" Round	21"	16"	3-1/2"	3-1/2"	Center - Center
DYN17225*	6" Round	21"	16"	4"	4"	Center - Center
DYN17229*	4-1/2" x 9-3/4"	19"	14"	3"	3"	Side - Side
DYN17296*	6" Round	20"	16"	3"	3"	Center - Center

* All inlet and outlet diameters listed are inside diameter.

Super Turbo Muffler

The Super Turbo's patented flow directors channel exhaust flow and reduce backpressure for maximum power and fuel economy. Fiberglass matting delivers a mellow, true performance sound and the case and components are 100% aluminized for long life.

Part No.	Shell Diameter	Overall Length	Shell Length	Inlet Diameter	Outlet Diameter	Offset Inlet-Outlet
DYN17676*	4-1/4" x 9-3/4"	15-1/2"	14"	2-1/2"	2-1/2"	Side - Side
DYN17730*	4-1/4" x 9-3/4"	18-1/2"	14"	2"	2"	Side - Center
DYN17731*	4-1/4" x 9-3/4"	18-1/2"	14"	2-1/4"	2-1/4"	Side - Center
DYN17732*	4-1/4" x 9-3/4"	18-1/2"	14"	2-1/4"	2-1/4"	Side - Side
DYN17733*	4-1/4" x 9-3/4"	18-1/2"	14"	2-1/2"	2-1/2"	Side - Center
DYN17734*	4-1/4" x 9-3/4"	18-1/2"	14"	2-1/2"	2-1/2"	Side - Side
DYN17739*	4-1/4" x 9-3/4"	24"	19"	2-1/2"	2-1/2" (2)	Side - Dual
DYN17744*	4-1/4" x 9-3/4"	20"	14"	3"	3"	Side - Center
DYN17747*	4-1/4" x 9-3/4"	25-1/2"	20"	2-1/4"	2-1/4"	Side - Center
DYN17748*	4-1/4" x 9-3/4"	25-1/2"	20"	2-1/2"	2-1/2"	Side - Center
DYN17749*	4-1/4" x 9-3/4"	25-1/2"	20"	2-1/2"	2-1/2"	Side - Side
DYN17769*	5-1/2" x 11"	27"	20"	3"	3"	Side - Center
DYN17793*	5-1/2" x 11"	23"	16"	3"	3"	Side - Center

* All inlet and outlet diameters listed are inside diameter.



DYN17734

Stainless Steel Strap Bands

Neater than U-clamps, strap bands will not crush pipes, and provide an even 360 degree seal.

Part No.	Description
DYN35621	2-1/4" Stainless Steel Strap Band
DYN35979	2-1/2" Stainless Steel Strap Band



Weld-In O2 Bung

DYN88103

For any application requiring an O2 sensor, 18mm x 1.5mm.





Stainless Steel Exhaust Systems

Durable, long-lasting exhaust systems are constructed from mandrel-bent stainless steel tube for superior flow. Each kit includes stainless steel Ultra Flow muffler, stainless steel AccuSeal clamps and 304 polished stainless steel tips. Covered by a limited lifetime warranty and 90-day performance and sound guarantee.



DYN39377

Year	Model	Exit Location	Tip Shape	Part No.
Chevrolet/GMC				
Gas Applications				
1997-07	Silverado/Sierra (Classic) 2500 4.3L. 4.8L. 5.3L. Ext. Cab. Short Bed (143.5") under 8600 GVW, Single - 3" System, 3" Tip	Right Side	Slant Cut	DYN39311
2007-08	Silverado/Sierra 1500 With 4.8L. 5.3L Crew Cab. Short Bed. Ext. Cab. Standard Bed (143.5"), Dual - 3"/2.5" System, Dual 3" Tips.	Split Rear	Slant Cut	DYN39468
2009-10	Silverado/Sierra 1500 4.8L. 5.3L Crew Cab, Short Bed. Extended Cab Standard Bed - 143.5" Wheelbase, Single - 3" System, 4" Tip	Right Side	Slant Cut	DYN39495
Dodge				
Diesel Applications				
1994-02	Ram 2500HD, 3500 With 5.9L Cummins Turbo Diesel Without Converter, Single 4" Turbo Back System, 5" Tip	Right Side	Slant Cut	DYN39377
Ford				
Gas Applications				
2005-08	F150 With 4.2L, 4.6L, 5.4L, 2WD And 4 WD, Dual 2.5" System, Dual 3" Tips	Split Rear	Slant Cut	DYN39450
2011-15	F150, 8 Cylinder, 3.5L, 5.0L, 3" Mandrel Bent Stainless Steel Tubing	Right Side	Slant Cut	DYN39508
1998-12	Ranger 2.3/2.5/3.0/4.0L Extended Cab/Short Bed Catback 2-1/2"	Right Side	Slant Cut	DYN39315
Jeep				
Gas Applications				
2007-11	Wrangler, 4DR, 3.6L. Single - 2.5" Cat-Back System, 3" Polished Stainless Steel Tip, Ultra Flo Welded Muffler	Rear Exit	Slant Cut	DYN39459
2007-18	Wrangler JK 3.6L/3.8L 4 inch Polished Stainless Steel Dual 2.5" Axle Back System Super Turbo™ Mufflers	Rear Exit	Slant Cut	DYN39528
2018-19	JL Wrangler 3.6L V6 2.5" Dual 2.5" Axle Back System Super Turbo™ Mufflers Tubing 6" OAL SS Tips	Rear Exit	Slant Cut	DYN39536

Slant Cut Stainless Steel Tips

Made of 304 mirror polished stainless steel with an embossed DynoMax logo. Easy-to-install, clamp-on design, with a stainless steel band clamp included. Sold individually.

Part No.	Type	Inlet ID	Outlet OD	Length
DYN36505	Double Wall	3.0"	4.0"	6.0"
DYN36506	Single Wall	3.0"	4.0"	9.0"
DYN36486	Single Wall	2.5"	3.0"	12.0"
DYN36488	Single Wall	2.5"	4.0"	12.0"
DYN36473	Double Wall	2.5"	4.0"	12.0"
DYN36474	Single Wall	3.0"	4.0"	12.0"



Aluminized Mufflers

They are 100% aluminized and fully welded for long-lasting performance. The two chamber design produces a deep muscle-car tone. All mufflers have a 9.5" x 4.0" x 13.0" body and are 19" long overall.



Part No.	Description
DYN17655	Offset-Center, 2.25"
DYN17656	Offset-Center, 2.50"
DYN17657	Offset-Center, 3.00"
DYN17658	Offset-Offset, 2.25"
DYN17659	Offset-Offset, 2.50"
DYN17660	Offset-Offset, 3.00"
DYN17661	3.00" Center-Dual, 2.50"

Hush Thrush Mufflers™

The improved tri-flow design of the Hush Thrush™ Super Turbo™ enhances flow and performance. Available in today's most popular sizes, all mufflers are reversible for maximum installation flexibility.



Part No.	Inlet/Outlet	Shell Diameter	Overall Length	Shell Length	Inlet I.D.	Outlet I.D.
DYN17631	Side-Center	4-1/4" x 9-3/4"	18-1/2"	14"	2-1/4"	2-1/4"
DYN17633	Side-Center	4-1/4" x 9-3/4"	18-1/2"	14"	2-1/2"	2-1/2"
DYN17635	Side-Center	4-1/4" x 9-3/4"	20"	14"	3"	3"

Turbo Mufflers

The Thrush patented "reverse flow" design offers top performance at a reasonable price. The time proven spun-locked head provides a leakproof seal. All Thrush Turbos are reversible and are packed with expandable bushings for maximum installation flexibility. Side inlet/center outlet.



Part No.	Shell Diameter	Overall Length	Shell Length	Inlet I.D.	Outlet I.D.
DYN17711	4-1/4" x 9-3/4"	18-1/2"	14"	2"	2"
DYN17713	4-1/4" x 9-3/4"	18-1/2"	14"	2-1/4"	2-1/4"
DYN17715	4-1/4" x 9-3/4"	18-1/2"	14"	2-1/2"	2-1/2"
DYN17718	4-1/4" x 9-3/4"	25"	20"	2-1/2"	2-1/2"

Glasspack Mufflers



Thrush Glasspacks are packed with CRF (Continuous Roving Fiberglass) for powerful tone and long life. All glasspacks have a straight-through design for maximum power and flow.

Part No.	Overall Length	Shell Length	Inlet I.D.	Outlet I.D.	Tube Dia.	Body Dia.
DYN24200	25"	20"	2"	2"	2"	3-1/2"
DYN24201	25"	20"	2-1/4"	2-1/4"	2"	3-1/2"
DYN24214	28"	23"	2-1/2"	2-1/2"	2-1/2"	4"

Rattler Mufflers **NEW!**



Single chamber, 100% welded, aluminized steel construction. Aggressive sound with high-temp black finish.

Part No.	Overall Length	Inlet/Outlet
DYN24253	18"	2.25" / 2.25"
DYN24254	18"	2.50" / 2.50"
DYN24255	18"	3.00" / 3.00"
DYN24256	18"	4.00" / 4.00"



E-Force Supercharger Kits



EDE1583

Deliver a serious horsepower and torque boost in a complete kit. Featuring a unique design with minimal components, making it possible to fit an E-Force Supercharger under the stock hood. The core of each system is the Eaton Gen VI 2300 or 1320 TVS® Supercharger rotating assembly with a four lobe design, 160° of twist for maximum flow, minimum temperature rise and quiet operation for excellent drivability. We also designed our superchargers with an integrated bypass valve to help eliminate parasitic loss under light throttle, improving mileage potential. Our unique and efficient inlet configuration results in a shorter, less restrictive intake path for improved air flow, without the need for a jackshaft. Keeping the air cool is a high-capacity air-to-water intercooler and low-temp heat exchanger.

Application	Engine	Part No.
Ford		
2009-10 F-150 2WD	5.4L	EDE1583
Jeep		
2015-18 Jeep Wrangler JK	3.6L	EDE1528*
2012-14 Jeep Wrangler	3.6L	EDE1527

* No handheld programmer included

GM LS Coil Covers



Sand-cast aluminum coil covers dress up any LS. They eliminate stock coil mounting brackets and fit the coils directly to the underside of the covers. These are intended for LS engines swapped into custom trucks and SUVs and will not fit stock vehicles. Covers accept GM#12558948 coils or aftermarket equivalent.

Part No.	Description
EDE41181	Polished
EDE41183	Black

GM Gen III & IV LS Coil Pack EDE22745

The Max-Fire LS Coil Pack is designed for use with 1997-13 GM Gen III & IV LS engines. It features a high-output design that delivers up to 11% more voltage and 19% more energy than a stock coil. It's ideal for use with supercharged, turbo, nitrous or E85 fueled engines.





Posi

Carbon friction discs, located behind each side gear, are pre-loaded with a central spring assembly, increasing the clamp load on the carbon discs as input torque increases. This balanced design ensures that the bias torque of the differential is proportionate to input torque for smoother engagement. Features race-bred carbon friction technology, precision-forged gears, high-strength case, and superior rebuildable design.

Year/Description	Axle Shaft Dia. No. Of Spline	Ring And Pinion Ratio	Part No.
Chevrolet/GMC			
Blazer/Jimmy, Suburban, Tahoe, Yukon - Front 1/2 Ton			
1977-88 GM 10 Bolt, 8.5" Dia. R.G.	1.20", 28	2.73-5.13	DET19557-010*
Blazer/Jimmy, Suburban, Tahoe, Yukon - Rear 1/2 Ton			
1989-07 GM 10 Bolt, 8.5"/8.6" Dia. R.G., C-Clip	1.32", 30	2.73" & Up	DET19559-010*
Pickup/Suburban/2500 - Front			
1977-91 GM 10 Bolt, 8.5" Dia., R.G. C-Clip	1.20", 28	2.73-Up	DET19557-010*
Pickup/Suburban/2500 - Rear			
1989-07 GM 10 Bolt, 8.5"/8.6" Dia. R.G., C-Clip	1.32", 30	2.73" & 5.13	DET19559-010*
Ford			
F150, Bronco, Pickup, Expedition - Rear			
1987-03 Ford 8.8" Dia. R.G. C-Clip	1.32", 31	All	DET19588-010



* All GM 8.5"/8.6" Eaton differentials require special bearings. For axles with small bearing bores (race O.D. of 2.89"), usually found on vehicles prior to 1999, bearing LM102949 and race LM102911 are required. For axles with large bearing bores (race O.D. of 3.06"), usually found on vehicles from 1999 to present, bearing LM603049 and race LM603012 are required.



Pro-Truck System

Front and rear Pro-Truck lowering kits in one package, the perfect choice for the ultimate performance in a lowered truck or SUV. Front springs enhance handling, lower the center of gravity, and improve looks. Rear kits contain everything to lower ride height and achieve perfect visual and dynamic balance. The front and rear elements are carefully balanced to work together, assuring a crisp, modern look, responsive handling and a smooth, compliant ride.

Part No.	Description	Front	Rear
Chevrolet			
EIB3887520	2007-14 Tahoe 2WD/4WD Exc. Hybrid w/Autoride	—	3.0
EIB38110530	2007-13 Silverado, Extended Cab	1.7	2.4
EIB38110530	2007-13 Silverado, Regular Cab	1.7	2.4
EIB38110530	2007-13 Silverado 1500, Crew Cab, V8 (Except Hybrid)	1.7	2.4
EIB3826540	2002-08 Trailblazer, 2WD/4WD (Includes EXT)	1.5	2.3
GMC			
EIB3887520	2000-06 GMC Yukon 2WD/4WD	Adj.	3.0
EIB3887520	2007-14 GMC Yukon 2WD/4WD Exc. Hybrid w/Autoride	—	3.0
EIB38110530	2007-13 Sierra, 1500 Regular Cab, V8	1.7	2.4
EIB38110530	2007-13 Sierra, 1500 Extended Cab, V8	1.7	2.4
EIB38110530	2007-13 Sierra, 1500 Crew Cab, V8 (Except Hybrid)	1.7	2.4
Jeep			
EIBE10-51-022-01-22	2018 Jeep Grand Cherokee Trackhawk,	1.1"	2.1
EIBE10-51-019-01-22	2014-18 Jeep Grand Cherokee SRT WK2,	0.7"	1.3



2018-19 Jeep Wrangler JL Pro-Lift Kit Springs

These kits are designed to lift the Jeep Wrangler Sport or Rubicon to allow the use of larger wheels and tires, resulting in increased ground clearance. Precision engineered by Eibach for better off-road use while still providing superior on-road handling and stability. Sold in pairs.

Part No.	Application
EIBE30-51-023-01-02	Rear Only Spring Kit, Raises Wrangler Sport 1.0"/Rubicon 0.6"
EIBE30-51-023-01-20	Front Only Spring Kit, Raises Wrangler Sport 2.0"/Rubicon 1.0"



Pulsar Tuning Module **NEW!** EDG32451

PULSAR

The Pulsar is an in-line tuning computer that connects directly to the PCML. By using a direct connection with no additional wiring harnesses, Pulsar has the ability to control the vehicle to optimize performance gains, throttle response, MSD controls, mileage, and more. The Pulse also offers 8 performance levels that can be switched on-the-fly by using the vehicle cruise control "+" and "-" buttons on the steering wheel. The active power level (1-8) is displayed where the gear indicator shows on the dash. Pulsar installs in minutes.



Part No.	Description
EDG32543	2019 Ram 1500 5.7L
EDG32542	2015-18 Ram 2500 6.4L
EDG32541	2015-18 Ram 1500 5.7L

Evolution CS2/CTS2 Programmer/Monitor

Designed for both gas and diesel applications, these programmers and monitors install easily via the OBD II port and offer up to 180 HP increase on diesel vehicles and 50 HP increase to gas applications. With factory-loaded performance tunes for mileage, towing, and performance, this unit does it all. The 2.4" color CS2 display screen with six-button control layout monitors vital engine data, while the CTS2 has a 5" touch screen. Additional features of the Evolution CS2/CTS2 include: adjust shift points, change shift firmness, adjust fuel pressure, adjust speed and RPM limiters, correct speedometer for larger tires, and act as a scan tool to read and/or delete trouble codes.



CS2 Series Programmers

Part No.	Application
Chevy/GMC	
EDG85300	2001-16 GM Diesel 6.6L
EDG85350	1999-16 GM Gas
EDG25350	2017-19 GM Gas
Dodge	
EDG85300	2003-12 Dodge Diesel
EDG85350	1999-14 Dodge Gas
Ford	
EDG85300	1994-19 Ford Diesel
EDG85350	1999-18 Ford Gas



CTS2 Series Programmers

Part No.	Application
Chevy/GMC	
EDG85400	2001-16 Chevy/GMC Diesel
EDG85450	1999-18 Chevy/GMC Gas
EDG25450	2017-19 GM Gas
Dodge	
EDG85400	2003-12 Dodge Diesel
EDG85450	1998-14 Dodge Gas
Ford	
EDG85400	1994-19 Ford Diesel
EDG85450	1997-18 Ford Gas

CTS2 Series Dash Pods/Pillar Pods

Part No.	Application
Chevy/GMC	
EDG28500	2001-07 Chevy/GMC (Dash Pod)
Dodge	
EDG38405	2010-14 Dodge Ram Diesel (Pillar Pod)
Ford	
EDG18500	1999-04 Ford 6.0L/7.3L (Dash Pod)



Programmer/Gauge Display

Available for both gas and diesel pickups, the Evolution comes with four power levels and installs in minutes. Simply plug into the OBDII (diagnostic) port under the dash and select a program level to re-program your truck's computer. Not only does it re-tune your vehicle, it features real-time, in-cab monitoring of vital engine data.



Legacy Evolution

Part No.	Description
EDG15001	1994-03 Ford Powerstroke Evolution II (7.3L)
EDG15003	2005-07 Ford 6.0L Powerstroke Evolution
EDG15051	2004-08 F-150 EVO Programmer

Expandable Accessory System (EAS) and Accessories

Loading the Expandable Accessory System (EAS) allows any CS/CTS device to be customized to add up to 16 additional pressure or temperature sensors, add multiple EGT probes, add a turbo timer (to a diesel engine) and/or add any other sensor of interest using the universal 5V sensor input. Other accessories include a 12-volt power switch and state-of-the-art back-up camera (for any CTS device).



EAS (Expandable Accessory System) CS/CTS

Part No.	Year	Description
EDG98602	Multiple Makes	EAS Starter Kit Cable
EDG98620	Multiple Makes	EAS Starter Kit W/ EGT Cable for CS & CTS (Expandable)
EDG98605	Multiple Makes	EAS Universal Sensor Input (5Volt)
EDG98607	Multiple Makes	EAS Pressure Sensor (0-100 PSIG 1/8"NPT)
EDG98608	Multiple Makes	EAS Temperature Sensor (-40°F to 300°F 1/8"NPT)
EDG98202	Multiple Makes	Back-Up Camera For CTS

EvoHT2 Handheld Tuner

With a redesigned 2.8" high-resolution screen, increased memory, and a faster processor, this premium hand-held tuner does it all. Designed for both gas and diesel applications, tunes are available for economy, towing and performance. In addition, changes can be made to transmission shift firmness and shift points, adjust speedometer for tire size changes, modify RPM or speed limiter and even read and clear diagnostic trouble codes.



Quick and easy installation via the OBD II port adds up to 150 HP and 318 ft.-lbs. of torque on diesel vehicles with up to 50 HP and 55 ft.-lbs. of torque on gas vehicles, depending on application.

Part No.	Application
Chevy/GM/Ford/Dodge	
EDG26040	2010-16 Gas/Diesel
EDG26041	2017-19 Gas Trucks/SUV
Dodge	
EDG36040	2006-14 Dodge Ram Gas/Diesel
Ford	
EDG16040	2007-19 Ford Gas/Diesel



INSIGHT

Insight CS2/CTS2



The Insight CS2 and CTS2 is Edge's standalone multi-gauge display. With one simple connection to the OBDII port, the Insight taps into a wealth of information about the vehicle - anything from performance testing to fuel efficiency. It functions as a scan tool by displaying and clearing diagnostic trouble codes with full text description. With built-in safety features, an additional sensor port and its scan-tool capabilities, the Insight is the most comprehensive automotive electronic tool on the market.

Part No.	Year	Description
EDG84030	Multiple Makes	Insight CS2 Monitor
EDG84130	Multiple Makes	Insight CTS2 Monitor

INSIGHT PRO

Insight PRO



The Insight Pro takes the Insight CS2/CTS2 to a new level of custom tuning. Features include the ability to read stock files, download directly from cloud based dealer and consumer portals, store up to four custom tunes, support both gas and diesel applications and read/clear diagnostic trouble codes. The Insight Pro currently supports HP Tuners Tuning Software, HP VCM Suite 3.0 and MPVI Interface. Credits purchased from HP Tuners (minimum 2 credits per tuned vehicle).

Part No.	Year	Description
EDG86000	Multiple Makes	Insight Pro CS Monitor
EDG86100	Multiple Makes	Insight Pro CTS Monitor

ENEOS

THE PERFORMANCE MOTOR OIL

NEW VENDOR

Fully Synthetic Motor Oil

Manufactured from 100% synthetic base oil, providing superior thermal and oxidation breakdown resistance. These oils flow better at cold temperatures, reducing wear on critical engine parts at start up. Formulated with a blend of additives that help improve fuel mileage by keeping the engine clean, protecting vital engine parts from wear and reducing internal friction. ENEOS Fully Synthetic Motor Oils exceed the latest API Service SN, ILSAC GF-5 classifications.



Part No.	Description
Dexos 1, 0W-20	
ENO3701-300	One Quart
ENO3701-301	Case 12 x One Quart
ENO3701-320	Five Quart
ENO3701-323	Case 4 x Five Quarts
ENO3701-400	Six Gallons
Dexos 1, 5W-30	
ENO3703-300	One Quart
ENO3703-301	Case 12 x One Quart
ENO3703-320	Five Quart
ENO3703-323	Case 4 x Five Quarts
ENO3703-400	Six Gallons
5W-30	
ENO3241-300	One Quart
ENO3241-301	Case 12 x One Quart
ENO3241-320	Five Quart
ENO3241-323	Case 4 x Five Quarts
ENO3241-400	Six Gallons
5W-40	
ENO3704-300	One Quart
ENO3704-301	Case 12 x One Quart
ENO3704-320	Five Quart
ENO3704-323	Case 4 x Five Quarts

ECO ATF

ECO ATF is a fuel-efficient, low-viscosity transmission fluid that meets the requirements of many American-made vehicles. Manufactured with premium base stocks, low-molecular weight boosters, and selected additives which provide high resistance to mechanical wear, outstanding friction characteristics, and anti-shudder protection. Compatible with transmissions requiring Toyota T-IV and WS, Honda Z1 and DW1, Nissan Matic J and S, Mitsubishi/Hyundai/Kia SP-III, GM Dexron III, and Ford Mercon. Not compatible with CVT's and Ford Type F requirements.



Part No.	Description
ENO3103-300	One Quart
ENO3103-301	Case 12 x One Quart
ENO3103-400	Six Gallon

Gear Oil • GL-5 75W-90

Formulated for use in manual transmissions and non-limited differentials including heavy-duty manual transmissions, axles, and final drives which require API GL-5 and 75W-90 viscosity.

Part No.	Description
ENO3092-300	GL-5, 75W90 One Quart
ENO3092-302	75W90, Case Six x One Quart



Antifriction Engine Treatment

Tested and proven for over 20 years, ER® treats and conditions the metal of your vehicle, not the lubricant. When added to your vehicle's lubricating fluids, ER® forms smooth broad surfaces that dramatically reduce friction and wear between moving metal parts. Ideal for gas and diesel engines, compressors, power tools, heavy equipment, etc.

Part No.	Description
ERPP001	5 fl. oz.
ERPP007	8 fl. oz.
ERPP002	16 fl. oz.
ERPP003	128 fl. oz.



Fuel Injector Cleaner

ERPP031

ER® Fuel Injector Cleaner removes and prevents fuel system deposit buildup, keeps fuel injectors and carburetors clean, and restores lost fuel efficiency. 16 fl. oz.



Complete Fuel System Cleaner

ERPP032

ER® Complete Fuel System Cleaner is a highly concentrated deposit control system developed for today's high-performance gasoline engines. It cleans harmful deposits, reduces emissions and restores power and performance. 16 fl. oz.



Octane Booster

ERPP033S

ER® Octane Booster is a highly concentrated MMT lead substitute formulated to increase the RON octane rating of gasoline. It helps eliminate engine damaging detonation, spark knock, pre-ignition, and pinging from low octane gasoline. 16 fl. oz.



Citrus Engine Degreaser Plus

ERPP019

ER® Citrus Engine Degreaser Plus is a versatile cleaner/degreaser that can be used as a tough engine degreaser or a gentle all-purpose cleaner. The citrus-based formula is safe to use on auto parts, tools, machinery, and concrete, as well as stainless steel and plastic. The product is free of petroleum distillates and is environmentally friendly. This product rinses away completely with water, leaving no residue. 18 fl. oz.



Motor Flush

ERPP023

ER® Motor Flush thoroughly cleans and conditions the engine's internal components to dissolve and eliminate sludge, gum, and varnish buildup. Cleaner valves, rings, and oil passages improve horsepower and fuel economy. 15 fl. oz.



G-100 Lithium Grease

G-100 High Speed Lithium Grease is a lithium complex grease that provides protection and reduces friction to wheel bearings, slides and other high RPM lubrication applications.

Part No.	Description
ERPP008	14.5 fl. oz. Tube
ERPP008T	16 fl. oz. Tube



G-200 Synthetic Grease

ER® G-200 Synthetic Grease is a high-temperature, low-speed (under 1200 RPM) grease. Great for severe applications such as disc brake wheel bearings, Spicer and Rockwell U-joints, backhoe hinge pins, fan hubs and fifth wheels. Also available in bulk sizes.

Part No.	Description
ERPP006	14.5-oz. Tube
ERPP006T	16-oz. Tube



Penetrating Lube

ERPP010

Penetrating Lube incorporates the metal conditioning technology of ER® in a convenient spray form. It works well in high-heat applications where ordinary lubricants typically evaporate or burn away. Guards against rust on exposed surfaces, frees bolts and fittings frozen by rust or corrosion, and is an excellent antioxidant. 12 fl. oz.



MuddOFF

ERPP600

MuddOFF™ is a ready-to-use, breakthrough product in non-stick technology. Creates a shield that keeps mud and other heavy debris from sticking. 22 fl. oz.



MuddOFF Super Concentrate

ERPP601

MudOff™ Super Concentrate is a water-soluble, non-stick product that is safe to use on plastics, paint, sticker, and metal. Prevents mud, dirt, and debris from sticking. One bottle of concentrate yields 3 gallons (1 fl. oz. to 12 equal parts water). 32 fl. oz.

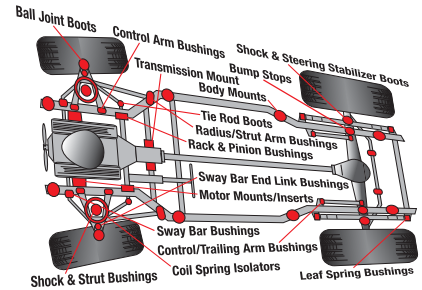


Hyper-Flex™ Performance Polyurethane

Three great reasons for using Hyper-Flex Components: Performance Durability Performance

Called "Hyperperformance", Energy Suspension's Hyper-Flex high-performance polyurethane compound can help improve handling and responsiveness for any vehicle. Hyper-Flex has been proven on the track, the street, and off road under the most demanding conditions. Unlike OEM rubber that deteriorates and causes mushy handling and poor steering response, Hyper-Flex components do not rot or deteriorate from exposure to oils, undercar, chemicals, smog, or ozone. Hyper-Flex components are available in black or red to create a stock or custom look.

Call for vehicle-specific ordering information.



Hyper-Flex™ Performance Polyurethane



Control Arm Bushings-

Maintain better alignment while cornering, stopping, and hard launching. A must for lowered or raised vehicles where weight transfer causes distortion. Correct durometer firmness means that caster and camber are maintained during hard driving.



Leaf Spring Bushings-

Be in control through turns, during standing start acceleration, braking, and driving over bumps and berms. Leaf springs function more effectively and the bushings add a higher degree of performance and durability. Feel the difference in positive handling and control!



Body and Cab Mounts-

Restore ride height and gain durability! Stronger than original rubber mounts that are so soft they crack, distort, crush, and often fall off. Energy's specially formulated polyurethane body mounts are soft enough for a smooth ride, yet rugged enough for demanding off-roading.



Motor and Transmission Mounts-

Hyper-Flex motor and transmission mounts combine the best of both worlds. They are smooth running and strong enough for the most rugged off-road conditions. Hyper-Flex mounts are torque-resistant and comparable in strength to metal mounts. Hyper-Flex transmission mounts are an industry-leading solution for off-road, street, and race vehicles. Several mounts utilize Energy Suspension's patented safety interlock. Hyper-Flex mounts are impervious to under-vehicle fluids that can damage rubber components.



Bump Stops And Strut Stops-

For control arms, traction bars, axles and leaf springs. Hyper-Flex stops last longer and operate more efficiently than stock rubber stops.

HYPER-FLEX SYSTEM™

Get the combined benefits of all Hyper-Flex sets in one convenient box. With a complete set of Energy's performance polyurethane bushings, there will be an incredible improvement in control, no matter what demand is placed on the vehicle. Take control with Hyper-Flex performance polyurethane!

Hyper-Flex polyurethane bushings provide a measurable improvement in handling and performance over the soft OEM rubber bushings. Whether you are simply replacing stock bushings with no other modifications, or you are making substantial suspension or engine performance upgrades, Hyper-Flex bushings provide consistently superior performance and durability compared to rubber OEM components. Call for vehicle-specific kits.



E Light 500

This rechargeable water-resistant truck bed utility light offers 50,000 hours of LED life and up to 24 hours of battery life. Sold individually

Part No.	Description
EXT415	LED Utility Light



Tonno Tonic

Specifically formulated for use on vinyl truck bed covers, Tonno Tonic is engineered to clean, beautify, and protect, while providing protection from harmful UV rays. Product is safe for use on vinyl, rubber, fiberglass, plastic, and leather. Sold in an easy-to-use 16 oz. spray bottle.



Part No.	Description
EXT1181	Tonno Tonic, 16 Oz. Spray Bottle
EXT1181-6	Tonno Tonic, 6-Pack With Display Box

Trifecta 2.0



TRIFECTA

Extang's precision-engineered tri-fold style tonneau cover installs quickly and easily, with no tools required. 45° steel corner brackets, commercial grade rails, and I-beam style bows provide unparalleled strength. Unbreakable glass-filled nylon safety clamps lock the back panel securely in place, while convenient heavy-duty clips secure it in place at the cab when open.

Part No.	Description
EXT92350	2015-19 Colorado/Canyon, 5' Bed
EXT92456	2019 Silverado/Sierra 1500 5'8" Bed
EXT92457	2019 Silverado/Sierra 1500 6'6" Bed
EXT92445	2014-18 GM 1500 Truck, 5'8" Bed
EXT92450	2014-18 GM 1500 Truck, 6'6" Ft. Bed
EXT92650	2007-13 GM Truck, 6'6" w/o Track System
EXT92475	2015-19 Ford F150, 5'6" Bed
EXT92480	2015-19 Ford F150, 6'6" Bed
EXT92405	2009-14 Ford F150, 5'6" Bed
EXT92410	2009-14 Ford F150, 6'6" Bed
EXT92720	1999-16 Ford F250, 6'6" Bed
EXT92486	2017-19 Ford F250, 6'7" Bed
EXT92636	2019 Ford Ranger, 5' Bed
EXT92638	2019 Ford Ranger, 6' Bed
EXT92425	2009-18 Dodge Ram, 5'7" Bed
EXT92430	2009-18 Dodge Ram, 6'4" Bed
EXT92421	2019 Dodge Ram 1500, 5'7" "New Body Style"
EXT92422	2019 Dodge Ram 1500, 6'4" "New Body Style"
EXT92460	2014-19 Toyota Tundra 5.5' Bed (Without Rail System)
EXT92465	2014-19 Toyota Tundra 6.5' Bed (Without Rail System)

Solid Fold 2.0



This next-generation hard-folding tonneau cover has been redesigned from the inside out. Designed to handle the harshest weather conditions, the Solid Fold 2.0 features a dent-resistant matte finish, snap-on seals, and a cool-touch surface.

Part No.	Description
EXT83350	2015-19 Colorado/Canyon, 5' Bed
EXT83456	2019 Silverado/Sierra 1500 5'8"
EXT83457	2019 Silverado/Sierra 1500 6'.6" Bed
EXT83445	2014-18 GM 1500 Truck, 5'8" Bed
EXT83450	2014-18 GM 1500 Truck, 6'6" Ft. Bed
EXT83650	2007-13 GM Truck, 6'6" w/o Track System
EXT83475	2015-19 Ford F150, 5'6" Bed
EXT83480	2015-19 Ford F150, 6'6" Bed
EXT83405	2009-14 Ford F150, 5'6" Bed
EXT83410	2009-14 Ford F150, 6'6" Bed
EXT83720	1999-16 Ford F250, 6'6" Bed
EXT83486	2017-19 Ford F250, 6'7" Bed
EXT83636	2019 Ford Ranger, 5' Bed
EXT83638	2019 Ford Ranger, 6' Bed
EXT83425	2009-18 Dodge Ram, 5'7" Bed
EXT83430	2009-18 Dodge Ram, 6'4" Bed
EXT83421	2019 Dodge Ram 1500, 5'7" "New Body Style"
EXT83422	2019 Dodge Ram 1500, 6'4" "New Body Style"



Flo-Max Fuel Filter/Water Separator Systems

Flo-Max filter systems flow up to 300 gallons per hour and use a high-efficiency, 5-micron filtration and water separation element. Compact, light billet aluminum housings use replaceable, spin-on filters to eliminate the chance of fuel system contamination. System has no housing seals or gaskets to leak or swell. Choose systems with red, clear, or black anodized housings. Call for applications.

Part No.	Color	Ports	Size
High Performance/Racing			
FILRPM300	Red	1/2"NPT	4-1/4" H. x 3" W. x 3-3/4" D.
FILRPM350	Clear	-6, -8 ORB	4-1/4" H. x 3" W. x 3-3/4" D.
Racing/Marine			
FILRPM500	Black	-12 ORB	8" H. x 3-3/4" W. x 5" D.





Established in 1989, Fabtech is a world class manufacturer of suspension systems. Suspension designs are created internally and hand-crafted by Fabtech's team of race shop fabricators and engineers for proper functionality and performance. State of the art CNC lasers, mills, lathes, and welders construct each component for exceptional quality control and superior strength. Unique designs, extensive testing and superior strength is why Fabtech builds the finest 2 & 4-wheel-drive suspension systems on the market today.



Call For Applications



Direct-Fit Dual Fans



FLE262

Brutish double fans improve performance, allow quicker warm-ups and cool-downs, and increase torque and horsepower. The Big Truck Fan is thermostatically controlled and much quieter than the original equipment, belt-driven fan. Custom fit brackets. Includes variable speed control.

Part No.	Description
27-1/2" Dual Electric Fans	
Chevy/GMC	
FLE292	2000-04 Trucks And SUVs with 28" Wide Radiator Cores
FLE295	1967-2002 GM Trucks With 28" x 17" Or 19" Radiator 1967-91 GM Suburban With 28" x 17" Or 19" Radiator
Dodge	
FLE295	1972-90 Ram Trucks
Ford	
FLE295	1980-96 F Series Trucks 1980-96 Full Size Broncos 2003 and Up Expedition
30" Dual Electric Fans	
Dodge	
FLE264	2003-09 Dodge Ram 2500/3500 5.9L Diesel
32" Dual Electric Fans	
Chevy/GMC	
FLE280	1992-99 Trucks and SUVs with 34" Wide Radiator Cores
FLE282	1992-99 Trucks and SUVs, Suburban, Blazer, 6.6L Diesel
FLE290	2000-04 Trucks and SUVs with 34" Wide Radiator Cores
FLE290**	1985-91 GM 2500 and 3500 Series with 36" Radiator 1985-91 GM with 379 C.I. Diesel Engine
Dodge	
FLE290	1994-02 1500, 2500, 3500 Series with 36" Radiator 1992-93 with 360 C.I. Engine & HD Clutch 1994-01 Pickups, 5.9L Cummins
Ford	
FLE270	1997-05 F150, Expedition, Lincoln Navigator, Lightning, Harley Davidson Edition Trucks
FLE290	2000-04 Excursion
FLE290*	1983-94 F250-F350, 6.9L and 7.3L Diesel
FLE290	1995-2000 F250-F350, 7.3L Diesel
37-1/4" Dual Electric Fans	
Dodge	
FLE262	1994-02 Cummins Diesel

* With 31" wide radiator cores.

** Diesel vehicles should be fitted with electric engine-cooling fans for light- or non-towing applications.

Jeep Electric Fan

Electric fan has special brackets for a direct installation. Solid brackets bolt to factory mounting points on the radiator. Package includes adjustable thermostat and air conditioning relay unless noted.



Part No.	Description
FLE485	1987-06 Jeep Wrangler, 4 & 6 Cylinder Engines, 21-1/2", 3300 CFM
FLE573	1973-86 Jeep CJ, 4 & 6 Cylinder Engines, 26-1/4", 2,500 CFM
FLE583	1973-86 Jeep CJ, 4 & 6 Cylinder Engines, 26-1/4", 2,500 CFM, No Controls

Direct-Fit Flex-a-Fit Aluminum Radiator And Fan Combo

Flex-a-fit aluminum radiators feature a dual 1" all aluminum core that is hand-welded to the side tanks with patented "T" channels to dissipate heat 130% more efficiently. Direct-fit applications include mounting brackets for bolt-in installation in the stock radiator location. The "T" channels provide a more secure attachment for the mounting brackets. A Flex-a-Lite electric single or dual fan mounted in a full dressed shroud, combined with a variable speed controller, completes the cooling package.



Part No.	Application	Size	Fan Description
FLE315701	1987-06 Jeep TJ and YJ w/LS Engine	22-1/2" W x 18-1/2"H x 7"D	Single 160, 3,000 CFM
FLE315801 Radiator Only	1972-86 Jeep CJ w/LS Engine	22-1/2" W x 18-1/2"H x 3-3/4"D	—
FLE315861	1972-86 Jeep CJ w/LS Engine	22-1/2" W x 18-1/2"H x 3-3/4"D	Single 160, 3,000 CFM
FLE315960	1987-01 Jeep Cherokee XJ	36-1/4"W X 11-5/8"H x 4-3/4"D	Triple 108, 2,400 CFM

Radiator/Fan Combo and Transmission Cooler

Aluminum radiators incorporate built-in shrouded electric fans for effective cooling.



Part No.	Description
1999-12 GM Truck/SUV V8	
FLE400130*	Transmission Cooler, 7-1/2" x 15" x 3/4", GVW 18,000 lbs.

*Required with automatic transmission applications.

Zinc Radiator Anode FLE32060

Protects cooling system from corrosion. Just screw in place of 1/4" NPT drain petcock.



In-Line Hose Adapters

Provides a threaded fitting for screw-in temperature sensors. Features two 1/4" NPT threaded ports and a 1/4" brass plug.

Part No.	Description
FLE32082	Fits 1-1/2" I.D. Radiator Hose
FLE32084	Fits 1-3/4" I.D. Radiator Hose



Remote Transmission Oil Cooler

Cools transmission oil when free airflow is restricted. Hose fittings are 3/8" barb and tube diameter is 1/2".



Part No.	Size	CFM	GVW
FLE600117	7-1/2" x 12" x 3-1/8"	300	16,000

Shrouded Heavy Duty Remote Oil Cooler

Primary or auxiliary transmission or engine oil cooling, Hose fittings are 1/2" female NPT. Tube diameter is 5/8"



Part No.	Size	CFM	GVW
FLE700032	10-1/2" x 15" x 4-1/4"	800	26,000

Direct Fit Transmission Coolers

Direct, bolt-on transmission coolers combine the benefits of improved transmission cooling capacity and a professional, direct-fit installation. Sold complete with necessary installation hardware.



Part No.	Description
FLE400123	'86-06 Jeep TJ/YJ, -6 AN Fittings

TransLife Transmission Oil Coolers

Transmission oil coolers can help extend transmission life considerably. Tests have shown that a 20 degree drop in oil temperature can double the life of the oil and transmission components, adding up to big savings for the vehicle owner. A transmission cooler is a must for all towing and off-road applications. All coolers are complete with hardware and fittings. Four-digit numbers have 3/8" barbed fittings and 1/2" tube. Five-digit numbers have 1/2" NPT hose fittings and 5/8" tube.



Part No.	Application	Size	Weight
FLE400117	Light Duty	5" x 12" x 3/4" in Depth	10,000 GVW
FLE4130	Performance	7 1/2" x 15" x 3/4" in Depth	18,000 GVW
FLE500021	Heavy Duty	7" x 15" x 1 1/2" in Depth	20,000 GVW

Tranny Cooler Remount Kit FLE3910

Cooler mounting kit includes Plastro rods, nuts, and spacers.



Mojave Heater FLE640

Compact in-car heater uses vehicle cooling system to heat the air and is a great choice for a custom build. Unit moves 140 CFM, has 12,000 BTU of output and measures 10-1/8" x 9" x 5".



1000 Airmover FLECFM1000

A must-have for racers, 1000 Airmover allows quickly cooling cars between rounds of racing. Lightweight and compact, powerful unit may also be used to clear garage of smoke or fumes. Fan delivers 900 CFM of air flow and the multi-position design provides truly focused air flow. Made from heavy-duty, injection-molded plastic. Unit draws just 2 amps.



Flex-A-Chill 3000 Airmover NEW! FLECFM3000

Designed to produce 2,600 cfm and only draw 2.7 amps make this air mover great for race trailers, garages or dyno cells. Manufactured from durable polyethylene with variable speed control and assembled with 16 foot power cord. Mounted on an integrated stand, the fan body can be easily rotated to change airflow direction. Weighs 27-1/2 pounds.



Performance Diesel Dampers

Offers the best protection against torsional vibrations. Performance tuned or stock, your diesel engine will run more efficiently with a viscous Fluidampr® installed. Stock dampers utilize rubber or elastomer to control torsional vibrations. The rubber material not only breaks down over time, but limits the capabilities of the damper. Fluidampr® uses a viscous silicone fluid, internal inertia ring, and a laser-sealed housing.



Part No.	Balance	Application	O.D.	wt.
Dodge				
FLU960311	I	1992-98 5.9L Cummins, 12V, Sensor Kit, FLU300003 Included	9-3/4"	24.1
Ford				
FLU720211	E	1999-03 7.3L PowerStroke	8"	21.0
GM				
FLU890101	E	2001-05 6.6L DuraMax	8-3/8"	24.1

Balance: I- Internal E- External Finish: Black Zinc Chromate



40 Series™ Delta Flow® Aluminized Steel Mufflers

A milder sounding street and strip muffler, generating a powerful, aggressive sound outside the vehicle and a lower sound level inside.
4" Thick, 9.75" Wide, 19" Overall Length, 13" Case Length

In/Out	Part No.
2.25"	FLO942440
2.50"	FLO942540
3.00"	FLO943040

In/Out	Part No.
2.25"	FLO942441
2.50"	FLO942541
3.00"	FLO943041

In/Out	Part No.
2.25"	FLO942442
2.50"	FLO942542
3.00"	FLO943042

In/Out	Part No.
2.50"	FLO942543
3.00"	FLO943043

In/Out	Part No.
3.00"/2.25" C/D	FLO9430422
3.00"/2.50" C/D	FLO9430402

In/Out	Part No.
3.00"/2.50" C/D	FLO9430412

40 Series™ The Original Flow® Aluminized Steel Mufflers

40 Series The Original Flow is one of the more aggressive sounding street and strip mufflers in Flowmaster's product line.

4" Thick, 9.75" Wide, 19" Overall Length, 13" Case Length

In/Out	Part No.
2.25"	FLO42441
2.50"	FLO42541
3.00"	FLO43041

In/Out	Part No.
2.25"	FLO42443
2.50"	FLO42543
3.00"	FLO43043

40 Series™ Stainless Steel Performance Mufflers

Seven original 40 Series Flowmasters are now available in stainless steel for longer life. Choose from a variety of inlet/outlet configurations and mufflers with 2.25", 2.50" and 3" inlet and outlet diameters.

5" Thick, 10" Wide, 21" Overall Length, 13" Case Length

In/Out	Part No.
2.25"	FLO8042443
2.50"	FLO8042543
3.00"	FLO8043043

In/Out	Part No.
2.25"	FLO8042441
2.50"	FLO8042541
3.00"	FLO8043041

In/Out	Part No.
3.00"	FLO80430402

Super 40 Series™ Aluminized Mufflers

The Super 40 significantly outflows older two-chamber mufflers. Results in horsepower, less interior sound, and deeper exterior sound.

5" Thick, 10" Wide, 19" Overall Length, 13" Case Length

In/Out	Part No.
2.25"	FLO952445
2.50"	FLO952545
3.00"	FLO953045

In/Out	Part No.
2.25"	FLO952446
2.50"	FLO952546
3.00"	FLO953046

In/Out	Part No.
2.25"	FLO952447
2.50"	FLO952547
3.00"	FLO953047

In/Out	Part No.
2.25"	FLO952448
2.50"	FLO952548
3.00"	FLO953048

In/Out	Part No.
3.00"	FLO953049

In/Out	Part No.
3.00"	FLO9530452

In/Out	Part No.
3.00"/2.50"	FLO9530462

Super 44™ Delta Flow® 409S® Stainless Steel Mufflers

The Super 44™ muffler series is now available in 409S® stainless steel and covered by a 10-year limited warranty. This favorite among performance enthusiasts delivers improved engine efficiency and throttle response, along with a deep powerful tone. Delta Flow® technology offers optimum exhaust scavenging and sound quality. The most aggressive, highest performing street mufflers.

4" Thick, 9.75" Wide, 19" Overall Length, 13" Case Length

In/Out	Part No.
2.25"	FLO842446
2.50"	FLO842546
3.00"	FLO843046

In/Out	Part No.
2.25"	FLO842448
2.50"	FLO842548
3.00"	FLO843048

In/Out	Part No.
3.00"/2.50"	FLO8430452

FlowFX Universal Mufflers NEW!

Manufactured with a fully-welded, straight through-style 409S stainless steel case. The perforated core design produces minimal interior resonance with a moderate exterior sound tone. These 4" x 9" oval mufflers are available in all popular sizes and offsets. Body length 14", overall length 20".

Part No.	Description
FLO71225	Offset In/Center Out, 2-1/4"
FLO71226	Offset In/Center Out, 2-1/2"
FLO71229	Offset In/Center Out, 3"
FLO71235	Offset In/Offset Out, 2-1/4"
FLO71236	Offset In/Offset Out, 2-1/2"
FLO72198	Center In/Dual Out, 3"/(2)2-1/2"



HP-2™

A new series of compact high performance mufflers with a distinctive look and sound. Cool Shell Technology™ allows the HP-2™ to be placed in virtually anywhere under the vehicle. Mufflers feature stainless steel construction and are offered in polish-ready T304 or standard T409.

T409 Stainless Part No.	T304 Stainless Part No.	Description
HP-2™ "Shorties" – 4" x 5.50" x 12" Case		
FLO12012409	—	2" Dia. Inlet/Outlet
FLO12412409	—	2.25" Dia. Inlet/Outlet
FLO12512409	FLO12512304	2.50" Dia. Inlet/Outlet
HP-2 Standard – 4" x 5.50" x 18" Case		
FLO12018409	—	2" Dia. Inlet/Outlet
FLO12418409	—	2.25" Dia. Inlet/Outlet
FLO12518409	FLO12518304	2.50" Dia. Inlet/Outlet

Pro Series

Pro Series mufflers deliver performance that is equal to or surpasses open pipe systems, while dramatically reducing sound levels across the RPM range. The internal construction of the Pro Series is T409 stainless steel and the outer case is fabricated from rugged 18-gauge aluminized steel.




Part No.	Description
Pro Series Mufflers	
FLO13016100	3.00" In/3.00" Out, 6" D x 16" L Case
FLO14020100	4.00" In/4.00" Out, 8" D x 20" L Case
Pro Series Mufflers With Turndown	
FLO13016101	3.00" In/3.50" Out, 6" D x 16" L
FLO13516101	3.50" In/3.50" Out, 6" D x 16" L


Super 44™ Delta Flow® Aluminized Steel Mufflers

The most aggressive tone Flowmaster has ever made. Black finish mufflers have improved flow path radius for more torque and power!


4" Thick, 9.75" Wide, 19" Overall Length, 13" Case Length


In/Out	Part No.
2.25"	FLO942445
2.50"	FLO942545
3.00"	FLO943045




In/Out	Part No.
2.25"	FLO942446
2.50"	FLO942546
3.00"	FLO943046




In/Out	Part No.
2.50"	FLO942549
3.00"	FLO943049



In/Out	Part No.
3.00"	FLO9430452



In/Out	Part No.
2.25"	FLO942447
2.50"	FLO942547
3.00"	FLO943047



In/Out	Part No.
2.25"	FLO942448
2.50"	FLO942548
3.00"	FLO943048


In/Out	Part No.
3.00"/2.50"	FLO9430462



50 Series Heavy-Duty

Deliver more horsepower, torque, and fuel mileage. Designed specifically for gas or diesel vehicles, 50 series mufflers can significantly improve acceleration and towing power while increasing fuel economy.

5.0" Thick - 10" Wide, 23" Overall Length - 18" Case Length




In/Out	Part No.
3.50"	FLO953558


50 Series™ SUV

The SUV-Performance™ muffler is a larger version of the 50 Series™, specially designed for trucks and SUV's. A special tuning chamber reduces interior resonance and larger 5" x 10" case offers improved sound and optimum exhaust flow.


5.0" Thick 10" Wide, 23" Overall Length, 17" Case Length


In/Out	Part No.
3.00"	FLO53055




In/Out	Part No.
2.50"	FLO52556
3.00"	FLO53056




In/Out	Part No.
2.50"	FLO52557
3.00"	FLO53057




In/Out	Part No.
2.50"	FLO52558
3.00"	FLO53058



In/Out	Part No.
2.25" Dual/3.00"	FLO524553




In/Out	Part No.
2.25" Dual/2.25" Dual	FLO524554




In/Out	Part No.
2.50"/2.25" Dual	FLO525552

50 Series™ Delta Flow® Aluminized Mufflers


4" Thick, 9.75" Wide, 23" Overall Length, 17" Case Length




In/Out	Part No.
2.25"	FLO942450
2.50"	FLO942550
3.00"	FLO943050



In/Out	Part No.
2.25"	FLO942451
2.50"	FLO942551
3.00"	FLO943051



In/Out	Part No.
2.25"	FLO942452
2.50"	FLO942552
3.00"	FLO943052



In/Out	Part No.
2.25"	FLO942453
2.50"	FLO942553
3.00"	FLO943053



50 Series™ Delta Flow® Stainless Steel Mufflers

Designed to produce a mellow, deep sound in most vehicles, milder than the 40 Series muffler on the outside of the vehicle, and significantly quieter inside the vehicle.

4" Thick, 9.75" Wide, 23" Overall Length, 17" Case Length



In/Out	Part No.
2.25"	FLO842451
2.50"	FLO842551
3.00"	FLO843051



In/Out	Part No.
2.25"	FLO842453
2.50"	FLO842553



70 Series™ Big Block II

Mufflers include a large case for maximum volume and efficiency. The 70 Series™ offers a mild mellow exhaust tone and the resonant tuning chamber provides reduced interior sound levels. Great for tow vehicles, RVs, and trucks with dual exhaust.

5.0" Thick, 10" Wide, 28" Overall Length, 22" Case Length



In/Out	Part No.
2.25" Dual/3.00"	FLO530702



In/Out	Part No.
2.25" Dual/2.25" Dual	FLO524704



In/Out	Part No.
3.00"	FLO53070



In/Out	Part No.
2.50"	FLO52571
3.00"	FLO53071



In/Out	Part No.
2.50"	FLO52572
3.00"	FLO53072



In/Out	Part No.
2.25" Dual/3.00"	FLO524703

Polished Stainless Steel Exhaust Tips



These stainless steel exhaust tips are fully polished with an embossed Flowmaster logo.

Part No.	Tip Design	Exhaust Dia.	Tip Dia.
FLO15385	Oval Polished ²	2-1/2"	4-1/4" x 2-1/4"
FLO15391	Angle Dual ¹	2-1/2"	Dual 4"

1 - Weld on. 2 - Clamp on.

Delta Boost Mobile For Ford EcoBoost

Plug-and-play unit installs in-line with the boost sensor and ECU, and is then controlled via Bluetooth through a smartphone app. Offers four different settings; valet, standard, sport, and max for true, custom tuning. Made in the USA and backed by a 1-year warranty.



Part No.	Description
FLO18101	2015-17 2.0L Edge
FLO18101	2015-17 2.7L Edge
FLO18102	2012-14 2.0L Edge
FLO18101	2012-15 2.0L Explorer
FLO18101	2016 2.3L Explorer
FLO18104	2013-17 3.5L Explorer

Part No.	Description
FLO18104	2011-14 3.5L F-150
FLO18104	2010-17 3.5L Flex
FLO18103	2015-17 2.7L F150
FLO18103	2016-17 3.5L F150
FLO18103	2017 3.5L F150 Raptor

Federal Catalytic Converters

Federal Catalytic Converters meet or exceed both OEM and US EPA standards, and are intended for vehicles outside the state of California. Federal catalytic converters may not be sold or used on vehicles that are licensed in the state of California.



FLO2010020

Part No.	Description
Chevrolet/GMC	
FLO2010019*	2000-06 C/K Pickup & SUV, 4.3/4.8/5.3L
FLO2010020	2007-08 Silverado/Sierra 1500; Suburban/Avalanche/Tahoe/Yukon 4.3/4.8/5.3/6.0L
FLO2010023	1996-2000 Tahoe/Yukon 5.7L; 1999-2000 Cadillac Escalade 5.7L w/Dual Inlet Muffler; 1996-99 1500/2500/3500 Pickup; 2000-2500/3500 Pickup
Dodge	
FLO2030004	1994-99 Ram 1500/2500/3500 3.9/5.2/5.9L
FLO2030005	2000-01 Ram 1500/2500/3500 5.2/5.9L
Ford/Lincoln	
FLO2020005†	2004-06 F150 & Lincoln Mark LT, 5.4L; 2004 F-150 5.4L New Body Style, 4WD Only, Right Side Only
FLO2020006†	2004-06 F150 & Lincoln Mark LT, 5.4L; 2004 F-150 5.4L New Body Style, 4WD Only, Left Side Only
FLO2020031	1995-97 Ranger 2.3L
Jeep	
FLO2040001	1993-95 Cherokee/Grand Cherokee/Wrangler 2.5/4.0L
FLO2040003	1996-98 Wrangler 2.5L
Toyota	
FLO2050002	1988-95 4Runner 3.0L, 1988-95 Toyota Pickup 2.4L/3.0L, 49-State

Notes: * Also fits 2000 models with flat spot in OE middle pipe. Use FLO2010018 for models without flat spot. † Does not fit 2004 Heritage edition.



Outlaw Series

Ensures minimal restriction on sound over open exhaust tubing on non-catalytic converter-equipped vehicles.

American Thunder Systems

American Thunder® Series features mufflers tuned to deliver more power, torque, throttle response and mileage.

Force II

The Force II Exhaust System is perfect for customers looking for some level of performance tone enhancement.

Flow FX NEW!

Flow FX exhaust systems have 409S stainless steel tubing and Flowmasters new FlowFX straight-through 3.00 inch internal core mufflers.

Make/Model	Year	American Thunder	Force II	Flow FX	Outlaw	Exit Location
Chevrolet/GMC Trucks						
Silverado/Sierra 1500 DC/CC 4.3L/5.3L (Except LB) Does not fit CC 2WD with 2Pc Drive Shaft	2014-18	—	FLO817672*	—	—	SOS
Silverado/Sierra 1500 DC/CC 5.3L	2014-18	—	—	FLO717869	—	DOS
Silverado 1500, Does Not Fit 2007-08 EX-LB, Fits 2009-12 EC/6.5' And CC/5.5' with 5.3L Only	2007-13	—	FLO817492*	—	—	DORS
Silverado/Sierra 1500 EC/SB 4.8L/5.3L	1999-06	—	FLO17362	—	—	SOS
Silverado/Sierra 1500 1/2 Ton, EC/CB 5.3L	2009-13	—	—	FLO717822	—	DOS
Silverado/Sierra 1500 SC/SB 4.8L/5.3L	1999-06	—	FLO17435	—	—	DOR
Silverado/Sierra 1500 4.8L/5.3L EC/SB	1999-06	FLO17428	—	—	—	DOR/DOS
Silverado/Sierra 1500 EC/SB 4.8L/5.3L	1999-06	FLO17395	—	—	—	DOSS
Silverado/Sierra 1500 SC/SB 4.8L/5.3L	1999-06	FLO17392	—	—	—	DOSS
Silverado/Sierra 1500 SC/SB 4.8L/5.3L	1999-06	—	FLO17360	—	—	SOS
Silverado/Sierra 1500 CC/EC 5.3L Flex-Fuel V8	2009-13	FLO817680*	—	—	—	DOR/DOS
Silverado/Sierra 1500 CC/EC 4.8L or 5.3L	2007-08	FLO817680*	—	—	—	DOR/DOS
Silverado/Sierra 1500 CC/DC 6.2L	2011-18	FLO817602	—	—	—	DOR/DOS
Silverado/Sierra 1500 CC/DC 5.3L	2009-13	—	—	—	FLO817706*	SOD
Silverado/Sierra 1500 CC/DC 5.3L	2019	—	—	FLO717893	—	SOD
Silverado/Sierra 1500 CC/DC 5.3L	2019	—	—	—	FLO817854	DOR/S
Silverado/Sierra 1500 CC/DC 5.3L (Does Not Fit Crew Cab 2WD with 2 Pc Driveshaft)	2014-18	—	—	FLO717787	—	DOSS
Silverado/Sierra 2500 HD/3500 HD 6.0L	2000-04	FLO17328	—	—	—	SOS
Silverado/Sierra 2500 HD/3500 HD CC/SB 6.0L	2011-18	FLO817541*	—	—	—	DORS
Suburban 1500/Yukon XL1500 5.3L	2001-06	FLO17342	—	—	—	DOS
Suburban 1500/Yukon XL1500 5.3L	2001-06	—	FLO17341	—	—	SOS
Dodge Trucks & SUV						
Ram 1500 Pickup	1994-01	FLO17429	—	—	—	DOS
Ram 1500 w/5.7L Engine	2019	FLO817843*	—	—	—	DOR
Ram 1500 w/5.7L Engine All Wheel Bases, Axle Back/Resonator Delete	2019	FLO817850	—	—	—	DOR
Ram 1500 Pickup (Except EC/LB)	1994-01	FLO17171	—	—	—	DOR†
Ram 1500 Pickup (Except Hemi) 4.7L/5.9L	2002-05	FLO17476	—	—	—	DOR/DOS
Ram 1500 Pickup 4.7L/5.7L(Only fits SC 8' CC 5'7" Bed)	2009-17	—	—	—	FLO817690*	DOR/DOS
Ram 1500 Hemi Pickup 5.7L (Does not fit trucks with OE single exit tailpipe)	2009-17	FLO817477†	—	—	—	DOR
Ram 1500 Hemi Pickup 5.7L (Does not fit trucks with factory dual tailpipes)	2009-17	FLO817490*	—	—	—	DORS
Ram 2500 6.4L and Coil Spring Suspension. Fits CC/SB/CCLB and Mega Cab	2014-18	FLO817709*	—	—	—	DOR
Ram 2500/3500 Hemi	2003-05	FLO17438	—	—	—	DOR
Ram 2500/3500 Hemi 5.7L (Does not fit Chassis Cab)	2013	FLO817647*	—	—	—	DOR/DOS
Ram 1500 Trucks	2013	FLO817647*	—	—	—	DOR/DOS
Durango All V8	1998-03	FLO17208	—	—	—	SOR
Ford Trucks						
F150 Pickup, 4.6L/5.4L (All Models)	1998-03	—	FLO17472	—	—	DOR/DOS
F150 Pickup, 4.6L/5.4L (All Models)	2004-08	FLO17417	—	—	—	DOR/DOS
F150 Pickup, 4.6L/5.0L/5.4L	2009-14	—	—	—	FLO817707*	SOD
F150, 2.7/3.5L EcoBoost, 3.5L TiVCT or 5.0L Engine (All Except SC/SB)	2015-17	FLO817725*	—	—	—	DORS
F150, 2.7/3.5L EcoBoost, 3.5L TiVCT or 5.0L Engine (All Except SC/SB) Does Not Fit 3.5L Raptor	2015-18	—	—	FLO717785	—	DOSS
F150, 2.7/3.5L EcoBoost, 3.5L or 5.0L Engine All Wheel Base Cat-Back	2015-18	—	—	FLO717871	—	DOSS
F150, 2.7/3.5L EcoBoost, 3.5L TiVCT V6 or 5.0L V8 Engine, (All Except SC/SB)	2015-17	—	—	—	FLO817726*	DOR/DOS
F150, and Lincoln Mark LT trucks with a 4.6L or 5.4L Engine Fits 2 and 4 wheel drive models and all wheelbases.	2004-08	—	FLO17403	—	—	SOS
F250/F-350 V8/V10 Super Duty	1999-04	—	FLO17229	—	—	SOS†
F250/F-350 V8/V10 Super Duty	1999-04	—	FLO17345	—	—	SOS
F250/F-350 V8/V10 Super Duty	2005-07	—	FLO17422	—	—	SOS
F250/350, V8/V10 Super Duty	2008-10	—	FLO17446	—	—	SOS
Jeep						
Wrangler JK 2Dr/4Dr with 3.6L/3.8L V6	2007-18	FLO817674*	—	—	—	SOR
Wrangler 2Dr/4Dr 3.6L	2018	—	—	—	FLO817844	DOR
Wrangler JL 2 Door and 4 Door 3.6L Axle Back	2018	FLO817837	—	—	—	SOR
Wrangler JL 3.6L 4 Door Only	2018	—	—	—	FLO817818	SOR
Toyota						
Tundra with 4.6L or 5.7L V8 Engine. (145" Wheelbase Models Only.)	2010-17	FLO817664*	—	—	—	DORS
Tundra with 4.6L or 5.7L V8 Engine. (145" Wheelbase Models Only.) Only Fits 2009 Models Built After 08/2008	2009-18	—	—	—	FLO817708*	SOD
Tacoma with 3.5L	2016-18	FLO817719*	—	—	—	DORS

Exhaust Systems Guide

1: Does not fit factory single exhaust **DOR**: Dual Out Rear. **DORS**: Dual Out Rear Side Exit **DOS**: Dual Out Side. **SOS**: Single Out Side. **SOR**: Single Out Rear. **DOSS**: Dual Out Same Side. **SOD**: Single Out Dump. † Does not come with stainless steel tips. * 409 stainless steel system



Delta Force® Cold Air Intakes

These intake systems feature a custom molded, cross-linked polyethylene intake tube and large high-flow conical-shaped air filter constructed with 8 layers of cotton gauze oiled or dry synthetic media filter with an included pre-filter wrap. A custom-fit black powder coated air dam with attaching brackets and high quality reinforced silicone couplers, using stainless hardware securely mount the system in place. No cutting or drilling is required for installation. Made in USA. Not designed to fit vehicles with a body lift.

Part No.	Application
Chevrolet	
FLO615152	2015-16 Colorado/Canyon, 3.6L V6
FLO615120	2009-13 Silverado/Sierra 1500, 4.8L, 5.3L, 6.0L, 6.2L V8
FLO615121	2014-17 Silverado/Sierra 1500, 5.3L V8
FLO615121D	2014-17 Silverado/Sierra 1500, 5.3L V8
FLO615138	2016-18 Silverado/Sierra 2500HD, 6.0L V8
FLO615167	2007-10 2500HD & 3500HD Trucks w/6.6L Diesel Engine
FLO615169	2011-16 Silverado/Sierra 2500HD/#500HD, 6.6L Diesel
Chrysler/Dodge	
FLO615111	2009-18 Ram 1500, 5.7L V8
FLO615111D	2009-18 Ram 1500, 5.7L V8
FLO615179	2016-18 Dodge Durango 3.6L
FLO615112	2014-17 Dodge Ram 2500, 3500 6.4L
Ford	
FLO615162	1994-04 Ford F150, 4.6L/5.4L V8
FLO615125	2007-14 Ford F150 5.4L
FLO615127	2011-14 Ford F150, 5.0L Engine
FLO615147	2015-18 Ford F150, 5.0L V8
FLO615186	2010-14 Ford F150 & Raptor with 6.2L Engine
FLO615149	2012-14 Ford F150, 3.5L Eco-Boost V6
FLO615136	2015-16 Ford F150, 3.5L Eco-Boost V6
	2015-17 Ford F150, 2.7L Eco-Boost V6
FLO615157	2017-18 Ford F150, 3.5L Eco-Boost V6
FLO61517D	2017-18 Ford F150, 3.5L Eco-Boost V6
FLO615123	2003-07 Ford Super Duty, F-250-F-550 6.0L Diesel
FLO615128	2011-16 Ford F250/F350, 6.2L V8
FLO615148	2011-16 Ford F250/F350, 6.7L Diesel

Note: D on the end of part number designates dry filter

Part No.	Application
Jeep	
FLO615183	2018 Jeep Wrangler JL w/3.6L Engine
FLO615183D	2018 Jeep Wrangler JL w/3.6L Engine
FLO615135	2012-18 Jeep Wrangler JK, 3.6L V6
FLO615135D	2012-18 Jeep Wrangler JK, 3.6L V6
FLO615142	2012-18 Jeep Wrangler JK, 3.8L
FLO615142D	2007-11 Jeep Wrangler 3.8L V6
FLO615156	2014-17 Jeep Cherokee, 3.2L V6
FLO615179	2016-18 Jeep Grand Cherokee, 3.6L
Toyota	
FLO615134	2012-18 Tundra, 5.7L V8
FLO615134D	2012-18 Tundra, 5.7L V8
FLO615140	2007-11 Tundra, 5.7L V8
FLO615154	2016-18 Tacoma, 3.5L V6



DELTA FORCE
COLD AIR INTAKES
BY FLOWMASTER



NEW VENDOR



2.0 Performance Series IFP Smooth-Body Shocks

Fox shocks deliver trail-dominating performance in a hassle-free, bolt-on package. Aluminum-bodied, 2.0" dia. shocks dissipate heat faster than steel units. Internal Floating Piston (IFP) provides separation between the shock oil and high-pressure nitrogen gas chamber for superior ride control.

Part No.	Application
FOX980-24-660	1999-2007 Chevy/GMC 1500 2WD, Rear, 0-1" Lift
FOX980-24-663	2001-10 Chevy/GMC HD, Front, 0-1" Lift
FOX980-24-664	2001-18 Chevy/GMC HD, Rear, 0-1" Lift
FOX980-24-963	2011-18 Chevy/GMC HD, Front, 0-1" Lift
FOX980-24-658	2001-10 Chevy/GMC HD, Front, 4-6" Lift
FOX980-24-659	2001-18 Chevy/GMC HD, Rear, 4-6" Lift
FOX980-24-965	2011-18 Chevy/GMC HD, Front, 4-6" Lift
FOX985-24-019	1994-13 Dodge 2500/3500, Front, 2.5-3.5" Lift
FOX985-24-020	1994-13 Dodge 2500/1994-02 3500, Rear, 2-3.5" Lift
FOX980-24-646	2014-18 Dodge 2500/2013-17 3500, Front, 2-3.5" Lift
FOX985-24-092	2014-18 Dodge 2500, Rear, 0-1.5" Lift
FOX980-24-887	2007-18 Jeep Wrangler JK, Front, 1.5-3.5" Lift
FOX980-24-888	2007-18 Jeep Wrangler JK, Rear, 1.5-3.5" Lift
FOX980-24-643	1997-06 Jeep Wrangler TJ, 3-4.5" Lift/1984-04 Cherokee, 2-3.5" Lift, Front
FOX980-24-645	1997-06 Jeep Wrangler TJ, 4-6" Lift/ 1984-01 Cherokee XJ, 3.5-4.5" Lift, Rear
FOX980-24-641	2007-18 Jeep Wrangler JK, Front, 4-6" Lift

Part No.	Application
FOX980-24-642	2007-18 Jeep Wrangler JK, Rear, 4-6" Lift
FOX985-24-171	2018-Up Jeep Wrangler JL, Front, 0-1.5" Lift
FOX985-24-172	2018-Up Jeep Wrangler JL, Rear, 0-1.5" Lift
FOX985-24-177	2018-Up Jeep Wrangler JL, Front, 2-3" Lift
FOX985-24-178	2018-Up Jeep Wrangler JL, Rear, 2-3" Lift
FOX985-24-179	2018-Up Jeep Wrangler JL, Front, 3.5-4" Lift
FOX985-24-180	2018-Up Jeep Wrangler JL, Rear, 3.5-4" Lift
FOX985-24-181	2018-Up Jeep Wrangler JL, Front, 4.5-6" Lift
FOX985-24-182	2018-Up Jeep Wrangler JL, Rear, 4.5-6" Lift
FOX985-24-029	2009-18 Ford F150 4WD, Rear, 0-1" Lift
FOX980-24-677	2005-16 Ford Super Duty, Front, 0-1.5" Lift
FOX980-24-647	2005-16 Ford Super Duty, Rear, 0-1" Lift
FOX980-24-646	2005-16 Ford Super Duty, Front, 2-3.5" Lift
FOX980-24-653	2005-16 Ford Super Duty, Rear, 1.5-3.5" Lift
FOX980-24-652	2005-16 Ford Super Duty, Front, 5.5-7" Lift
FOX980-24-665	2005-16 Ford Super Duty, Rear, 4-6" Lift



NEW VENDOR

2.0 Performance Series IFP Steering Stabilizers

Well-suited to trucks that are lifted and fit with oversize tires, steering stabilizer reduces the load placed on steering components to keep tires tracking straight and true. Constructed from 6061-T6 aluminum and clear anodized for a durable finish.

Part No.	Application
FOX985-24-001	2008-16 Ford F150/F250 4WD
FOX985-24-173	2018-Up Jeep Wrangler JL
FOX985-24-145	2007-18 Jeep Wrangler JK, Stock & 1-3/8" Tie Rod End



2.0 Performance Series IFP Reservoir Shocks

Aluminum-bodied, 2.0" dia. shocks include the addition of an external reservoir that provides increased oil and nitrogen capacity, while offering a race-inspired appearance. Shocks incorporate a high-flow damping piston specially matched with application-specific valving for unparalleled performance.

Part No.	Application
FOX980-24-959	2001-10 Chevy/GMC HD, Front, 0-1" Lift, CD Adjuster
FOX980-24-955	2001-18 Chevy/GMC HD, Rear, 0-1" Lift
FOX980-24-964	2011-18 Chevy/GMC HD, Front, 0-1" Lift
FOX985-24-101	2005-16 Ford Super Duty, Front, 5.5-7" Lift
FOX985-24-106	2005-16 Ford Super Duty, Rear, 4-6" Lift
FOX985-24-015	2007-18 Jeep Wrangler JK, Front, 1.5-3.5" Lift
FOX985-24-016	2007-18 Jeep Wrangler JK, Rear, 1.5-3.5" Lift
FOX985-24-011	2007-18 Jeep Wrangler JK, Front, 4-6" Lift
FOX985-24-012	2007-18 Jeep Wrangler JK, Rear, 4-6" Lift



2.0 Performance Series ATS Steering Stabilizers

Adjustable Through Shaft (ATS) steering stabilizer combines unparalleled steering performance with the ability to make up to (24) external adjustments to steering feel. Taking the place of two steering stabilizers.

Part No.	Application
FOX983-02-070	2007-18 Jeep Wrangler JK, Stock & 1-3/8" Tie Rod End



Stainless Tailpipe Tips

Gibson's exclusive design features a built-in clamp at the end of each tip, making installation easy and providing a very clean custom look. 100% polished T-304 stainless steel will dramatically outlast chrome, maintaining a brilliant "show look" that won't chip, flake, or rust like chrome.

Part No.	Inlet Size	Outlet Size	Overall Length
Turndown Tip			
GIB500384	3"	3.5"	12"
Round Tip			
GIB500362	2.5"	3"	8"
Splash Tip			
GIB500370	2.25"	3"	8"
GIB500361	2.5"	3"	8"
GIB500374	2.5"	3.5"	12"
GIB500372	2.75"	3.5"	12"
GIB500360	3"	3.5"	12"

Metal Mulisha Tips

Gibson Metal Mulisha Tip features an aggressive style with the Metal Mulisha skull badge on black ceramic rolled tip with a clampless design. Lifetime limited warranty

Part No.	Inlet Size	Outlet Size	Overall Length
GIB61-1046	2.25-2.50"	5"	12"
GIB61-1026	3.5"	5"	12"
GIB61-1036	4"	6"	18"
GIB61-1039	4"	8"	18"
GIB61-1043	5"	6"	18"



Mulisha Exhaust Systems


The most aggressive exhaust system available! Each system features 4" high-quality stainless steel tubing from the catalytic back to our loudest SuperFlow muffler. The Metal Mulisha exhaust system is finished with the trademarked Metal Mulisha stainless skull logo and wrapped around a black ceramic exhaust tip. Metal Mulisha Systems are available for gas and diesel applications.



Part No.	Description
Chevrolet/GMC	
GIB60-0029	2014-15 Chevrolet/GMC, 5.3L, Double Cab - Standard Bed 6.5', 1500 New Body Style, Single Exhaust Stainless
GIB60-0004	2007-09 GM Silverado/Sierra 1500 4.8/5.3L Stainless; 4 in. Tubing; 6 in. Black Ceramic Round Slash-Cut Tip; Exits Pass Side Behind Rear Tire Cat Back Exhaust System Extended/Crew Cab Pickup
GIB60-0030	2014-18 GM Silverado/Sierra 1500 5.3L Stainless; 4 in. Tubing; 6 in. Black Ceramic Round Slash-Cut Tip; Exits Pass Side Behind Rear Tire Cat Back Exhaust System Crew Cab Pickup 78.8 in Bed
GIB60-0032	2014-18 GM Silverado/Sierra 1500 6.2L Stainless; 4 in. Tubing; 6 in. Black Ceramic Round Slash-Cut Tip; Exits Pass Side Behind Rear Tire Cat Back Exhaust System Extended/Crew Cab Pickup 63 in Bed
GIB60-0001	2010-11 GM Silverado/Sierra 1500 4.8L/5.3L Crew Cab 5'9" Bed Ext. Cab 6'6" Bed Stainless; 4 in. Tubing; 6 in. Black Ceramic Round Slash-Cut Tip; Exits Pass Side Behind Rear Tire Cat Back Exhaust System Extended/Crew Cab Pickup 63in Bed
Dodge	
GIB60-0005	2009-18 Dodge Ram 1500 4.7L/5.7L Crew Cab/ Ext. Cab 57" Bed; 4 in. Stainless Tubing; 6 in. Black Ceramic Rolled Edge Slash-Cut Tip; Exits on Pass Side Behind Rear Tire
Ford	
GIB60-0008	2011-14 Ford F-150 3.7/5.0/6.2L Stainless; 4 in. Tubing; 6 in. Black Ceramic Round Slash-Cut Tip; Exits Pass Side Behind Rear Tire Exhaust System Extended/Crew Cab Pickup
GIB60-0034	2015-19 Ford F-150 2.7/5.0L Stainless; 4 in. Tubing; 6 in. Black Ceramic Round Rolled Edge Slash-Cut Tip; Exits Pass Side Behind Rear Tire
Jeep	
GIB60-0038	2018 Jeep Wrangler JL 3.6L Stainless; 4 in. Tubing; 6 in. Black Ceramic Round Slash-Cut Tip; Exits Pass Side Behind Rear Tire Cat Back Exhaust System
GIB60-0023	2010-18 Jeep Wrangler JK 3.6L/3.8L Stainless; 2.50" tubing; 5" Black Ceramic Round Rolled Edge Slash-Cut Tip; Exit is Straight Out the Back
GIB60-0031	2007-18 Jeep Wrangler JK 3.6L/3.8L Stainless; 2.50" tubing; 5" Black Ceramic Round Rolled Edge Slash-Cut Tip; Exit is Behind Each Rear Tire
Toyota	
GIB60-0013	2007-18 Toyota Tundra, 4.6L-4.7L-5.4L, CrewMax, Short Bed 5.5' & Double Cab, Standard Bed 6.5", Regular Cab, Standard Bed, Double Cab, Long Bed, Exhaust Single Exhaust Stainless

Dual Split Exhaust

For the enthusiast who wants an awesome look and an aggressive throaty exhaust tone, this dual split rear exhaust bolt-on cat-back exhaust is for you. Gibson's exhaust systems decrease back pressure and produce more torque and increase horsepower! Dual tips exit straight out the back. Works with most bumpers, roll pans, and trailer hitches.



Part No.	Description
Chevy/GMC/Cadillac	
GIB5560	2002-05 Cadillac Escalade 5.3L Aluminized; 2.25 in. Tubing; 3.5 in. Polished Slash-Cut Tip; Exit Straight Out Back Cat Back
GIB65688	2019 Chevy Silverado/GMC Sierra 1500 5.3L, Crew Cab/Short Bed 5.8" Bed, 2/4WD, Uses Factory Bumper Tips, Factory Dual Rear Exhaust Stainless
GIB65689	2019 Chevy Silverado/GMC Sierra 1500 5.3L, Crew Cab/Standard 6.5" Bed, 2/4WD, Uses Nonintegrated Tip Bumpers, Stainless Steel Exhaust System
GIB5627	2007-09 GM Silverado/Sierra 1500 4.8/5.3L Aluminized; 2.25" Tubing; 3.5" Polished Round Slash-Cut Tip; Exit Straight Out Back Cat Back Extended/Crew Cab Pickup
GIB5657	2014-18 Silverado/Sierra 1500 5.3L Crew Cab 5"9" Bed Ext. Cab 6"6" Bed; 3" Aluminized Tubing; 4" Polished Rolled Slash Cut Tip; Exit is Straight Out The Back
GIB65657	2014-18 Silverado/Sierra 1500 5.3L Crew Cab 5"9" Bed Ext. Cab 6"6" Bed 3" Polished Rolled Slash Cut-Tip; Exit Straight Out The Back
GIB5561	2001-06 GM Yukon XL 1500 5.3L Aluminized; 2.25" Tubing; 3.5" Polished Slash-Cut Tip; Exit Straight Out Back Cat Back
GIB5561	2002-06 GM Avalanche 1500 5.3L Aluminized; 2.25" Tubing; 3.5" Polished Slash-Cut Tip; Exit Straight Out Back Cat Back
GIB5561	2000-06 GM Suburban 1500 5.3L Aluminized; 2.25" Tubing; 3.5" Polished Slash-Cut Tip; Exit Straight Out Back Cat Back
GIB5560	2000-06 GM Tahoe/Yukon 4.8L Aluminized; 2.25" Tubing; 3.5". Polished Slash-Cut Tip; Exit Straight Out Back Cat Back
Jeep	
GIB17303	2007-18 Jeep JK, 2.5" Tubing; 3.8L/3.6L, 2DR/4DR, Dual Split Rear Exhaust, Aluminized
GIB617307-B	2018 Jeep Wrangler JL 3.6L Stainless; 3" Tubing; 4" Polished Slash Cut Tip; Black Exit Straight Out Back Cat Back Dual Split Rear Exhaust System
GIB617307	2018 Jeep Wrangler JL 3.6L Stainless; 2.5" Tubing; 4" Polished Slash Cut Tip; Exit Straight Out Back Cat Back Dual Split Rear Exhaust System
GIB17303-B	2007-18 Jeep Wrangler JK 3.6/L3.8L Aluminized 2.5" Tubing; 4" Black Ceramic Intercooled Round Slash Cut Tips; Exit Straight Out Back Cat Back Dual Split Rear Exhaust System
Dodge	
GIB66568	2014-16 Ram 2500/3500 6.4L 2.5" Stainless Tubing; 4" Stainless Rolled Slash-Cut Tip; Exit Is Straight Out The Back; Cat Back Dual Split Rear Exhaust System Crew Cab Pickup
GIB66570	2019 Ram 1500 Crew Cab, 2.5" Tubing Stainless; Short Bed 5.7"/Quad Cab, Standard Bed 6.4" 5.7L 2/4WD Pickup
GIB66565	2009-18 Ram 1500 Crew Cab, Ext. Cab 5'7" Bed; 2.50" Stainless Tubing, 4" Polished Rolled Slash-Cut Tip; Exit is Straight Out The Back
Ford	
GIB69538	2009-12 Ford F-150 4.6/5.4L Stainless; 2.5" Tubing; 3.5" Polished Slash-Cut Tip; Exit Straight Out Back Cat Back Extended/Crew Cab Pickup
Toyota	
GIB618808	2007-14 Toyota FJ Cruiser 4.0L Stainless; 2.5 in. Tubing; 3.5 in. Polished Slash-Cut Tip; Exit Straight Out Back

Cat-Back Single Side Exhaust - Exits Behind Rear Tire

Part No.	Description
Cadillac	
GIB615534	2002-06 Cadillac Escalade 6.0L Stainless; 3" Tubing ; 3.5" Polished Slash-Cut Tip; Exit Behind Rear Tire Cat Back Single Side Exhaust
GIB615534	2004-05 Cadillac Escalade 5.3L Stainless; 3" Tubing ; 3.5" Polished Slash-Cut Tip; Exit Behind Rear Tire Cat Back Single Side Exhaust
Ford	
GIB619995	2001-05 Ford Excursion 5.4/6.8L Stainless; 3" Tubing; 3.5" Polished Slash-Cut Tip; Exit Behind Rear Tire Cat Back Single Side Exhaust
GM	
GIB315547	2001-06 GM Silverado/Sierra 2500 HD 6.0/8.1L Aluminized; 4" Tubing; 5". Polished Round Slash-Cut Tip; Exit Behind Rear Tire Cat Back Single Side Exhaust Crew Cab Pickup
GIB615534	2001-06 GM Yukon 6.0L Stainless; 3" Tubing ; 3.5" Polished Slash-Cut Tip; Exit Behind Rear Tire Cat Back Single Side Exhaust
GIB615523	2000-01 GM Silverado/Sierra 2500 6.0L Stainless; 3" Tubing ; 3.5" Polished Slash-Cut Tip; Exit Behind Rear Tire Cat Back Single Side Exhaust Extended Cab Pickup
GIB615567	2001-06 GM Silverado/Sierra 2500 HD 6.0L Stainless; 4" Tubing; 5" Polished Slash-Cut Tip; Exit Behind Rear Tire Cat Back Single Side Exhaust Crew Cab Pickup
Jeep	
GIB617308	2018 Jeep Wrangler JL 3.6L Stainless; 3" Tubing; 4" Polished Slash Cut Tip; Exit Behind Rear Tire Cat Back Single Side Exhaust
GIB617308-B	2018 Jeep Wrangler JL 3.6L Stainless; 3" Tubing; 4" Polished Slash Cut Tip; Black Exit Behind Rear Tire Cat Back Single Side Exhaust
Toyota	
GIB618802	2006-13 Toyota Tacoma 4.0L Stainless; 2.5" Tubing; 3.5" Polished Slash-Cut Tip; Exit Behind Rear Tire Cat Back Single Side Exhaust Extended Cab Pickup
GIB618814	2016-17 Toyota Tacoma 3.5L Stainless; 2.5" Tubing; 4" Polished Slash-Cut Tip; Exit Behind Rear Tire Cat Back Single Side Exhaust
GIB18815	2004-19-17 Toyota 4-Runner 4.0L/4.7L 2.50" Aluminized Tubing; 4" Polished Rolled Slash-Cut Tip; Exit is Straight Out The Back
GIB618815	2004-19 Toyota 4 Runner 4.0L/4.7L 2.50" Stainless Tubing; 4" Polished Rolled Slash-Cut Tip; Exit is Straight Out The Back
GIB319995	2001-05 Excursion 5.4L/6.8L 3" Aluminum Tubing; 3.5" Polished Round Slash-Cut Tip Clamp On; Exits Behind Rear Tire
GIB618814	2016-19 Tacoma 3.5L Crew Cab 5' Bed Ext. Cab 6' Bed; 2.50 Stainless Tubing 4" Polished Rolled Slash-Cut Tip; Exits Behind Rear Tire



Dual Extreme Exhaust

For the extremist who wants to take their truck to the next level, this dual bolt-on cat-back system is for you. The system exits behind the rear tires at an aggressive angle with a powerful exhaust tone. You will gain bold street looks with powerful dyno tuned and tested street performance gains. If you want Extreme, this system is it!

Part No.	Description
Chevrolet/GMC	
GIB5658	2014-17 Chevrolet/GMC, 5.3L 3" Tubing, Crew Cab, Double Cab 1500, 5.8'/6.5' Bed, Dual Extreme Exhaust, Aluminized
GIB65652	2011-15 Chevrolet/GMC, 6.0L 3" Tubing, Crew Cab, Standard Bed, 2500HD, Dual Extreme Exhaust Stainless
GIB65665	2014-18 Chevrolet/GMC Silverado/Sierra 1500, 6.2L, Crew Cab/Ext. Cab 2500HD, 5'9"/6'6" Beds 3.5" Stainless Tubing, 4" Polished Rolled Slash-Cut Tip; Exits Behind Each Rear Tire
GIB65652	2011-19 Chevrolet/GMC Silverado/Sierra 2500HD 6.0L Crew Cab 6'6" Bed, 3.5" Stainless Tubing; 4" Polished Round Rolled Slash-Cut Tip; Exits Behind Each Rear Tire
Dodge	
GIB6500	2002-05 Dodge Ram 1500 3.7/4.7/5.9L Aluminized; 2.25 in. Tubing; 3.5 in. Polished Slash-Cut Tip; Exit Behind Each Rear Tire Cat Back Dual Extreme Exhaust Standard/Crew Cab
Hummer	
GIB612603	2008-10 Hummer H3 5.3L Stainless; 2.25 in. 4 in. Polished Slash-Cut Tip; Exit Behind Each Tire Cat Back Dual Extreme Exhaust

Dual Sport Exhaust

GIB5656

When you want to add a little style to your truck, the Gibson Dual Sport exhaust system offers unique polished stainless steel exhaust tips that finish off the mandrel bent exhaust tubes exiting behind the rear tire for a look that sets your vehicle apart on the street or in the dirt. But aside from styling, the Gibson Dual Sport exhaust system offers excellent performance. Fits 2014-18 Chevrolet/GMC, 5.3L, double cab, standard bed 6.5', 1500.

Cat-Back Super Truck Exhaust

Experience a race rumble tone combined with a performance boost of 10-15 hp and 15-20 lb-ft. of torque. Cat-back system includes muffler and dual tailpipes with stainless tips. Limited lifetime warranty. Not recommended for towing.

Note: Noise level may exceed 95 decibels.

Part No.	Description
Dodge	
GIB6541	2006-08 Dodge Ram 2500 5.7L Aluminized; 2.5 in. Tubing; 6 in. Polished Oblong Slash-Cut Tip; Exit Front Of Rear Tire Crew Cab Pickup
GM	
GIB65639	2007-13 GM Silverado/Sierra 1500 4.8/5.3L Stainless; 2.5 in. Tubing; 6 in. Polished Slash-Cut Tip; Exit In Front Of Rear Tire Extended Cab Pickup
GIB65659	2014-18 GM Silverado/Sierra 1500 4.8/5.3L Crew Cab 5'9" Bed Ext. Cab 6'6" Bed; 3" Stainless Tubing; 6" Polished Stainless Rectangle Tip; Exits in Front of Rear Tire
Ford	
GIB9532	2004-08 Ford F-150 4.6/5.4L Aluminized; 2.5 in. Tubing; 3.5 in. Polished Slash-Cut Tip; Exit Front Of Rear Tire Extended/Crew Cab Pickup

Cat-Back Single Straight Rear Exhaust - Exits Straight Out rear

Add a rich, authoritative exhaust tone and boost performance by 10-15 hp and 15-20 lb-ft. of torque. Cat-back system includes muffler and dual tailpipes with stainless tips that exit behind the rear wheel. Limited lifetime warranty.

Part No.	Description
Jeep	
GIB17201	2000-01 Jeep Cherokee 4.0L Aluminized; 2.5 in. Tubing; 3 in. Polished Slash-Cut Tip; Exit Straight Out The Back
GIB17401	2006-10 Jeep Commander 5.7L Aluminized; 3 in. Tubing; 4 in. Polished Round Slash-Cut Tip; Exit Straight Out Back
GIB17805	2002-04 Jeep Grand Cherokee 4.0L Aluminized; 2.5 in. Tubing; 3 in. Polished Slash-Cut Tip; Exit Straight Out Back Cat Back
GIB617401	2007-10 Jeep Commander 5.7L Stainless; 3 in. Tubing; 4 in. Polished Round Slash-Cut Tip; Exit Straight Out Back
Toyota	
GIB618708	2005-09 Toyota 4Runner 4.7L Stainless; 2.5 in. Tubing; 3.5 in. Polished Slash-Cut Tip; Exit Straight Out Back Cat Back

Cat-Back Dual Sport Exhaust

Add a rich, authoritative exhaust tone and boost performance by 10-15 hp and 15-20 lb-ft. of torque. Cat-back system includes muffler and dual tailpipes with stainless tips that exit behind the rear wheel. Limited lifetime warranty.

Part No.	Description
GM	
GIB5626	2007-09 GM Silverado/Sierra 1500 4.8/5.3L Aluminized; 2.5 in. Tubing; 4 in. Polished Slash-Cut Tip; Exit Behind Rear Tire Extended/Crew Cab Pickup

Axle Back Exhaust System

Part No.	Description
Dodge	
GIB316006	2012-19 Dodge Durango 5.7L Aluminized; 2.25 in. Tubing; 4 in. Round Slash-Cut Tip; Welded On Exit is Straight Out The Back
Ford	
GIB319693	2012-17 Ford Explorer 3.5L Aluminized; 2.25 in. Tubing; 4 in. Round Slash-Cut Intercooled Tip; Exits Behind Rear Tire
Jeep	
GIB17407	2011-19 Jeep Grand Cherokee 3.6/5.7L Aluminized; 2.5 in. Tubing; 4 in. Polished Round Double Wall Slash-Cut Tip; Exit Straight Out The Back
GIB617407	2011-18 Jeep Grand Cherokee 3.6/5.7L Stainless; 2.25 in. Tubing; 4 in. Polished Round Double Wall Slash-Cut Tip; Exit Straight Out The Back (Will Only Fit With A Factory Dual Exhaust)
GIB17407	2011-19 Jeep Grand Cherokee 3.6/5.7L Aluminized; 2.5 in. Tubing; 4 in. Polished Round Double Wall Slash-Cut Tip; Exit Straight Out The Back (Will Only Fit With A Factory Dual Exhaust)

Gibson Headers

Unleash full power potential with Gibson direct fit stainless steel headers. Headers bolt to original equipment crossover pipe. The 3/8" thick laser cut flanges and mandrel-bent tubing assure optimum flow. Compatible with lowered or raised vehicles for street or off-road use.



GIBGP301S

Year	Engine	2/4WD	Tube Size	Notes	Stainless	Ceramic Coated	Chrome
Chevrolet/GMC/Cadillac							
Avalanche							
2002-11	5.3L	2/4WD	1-5/8"	1,27	GIBGP129S	GIBGP129S-C	GIBGP129
Escalade							
2007-13	6.2L	2/4WD	1-5/8"	1,27	GIBGP129S	GIBGP129S-C	GIBGP129
2002-13	5.3L	2/4WD	1-5/8"	1,27	GIBGP129S	GIBGP129S-C	GIBGP129
2014-16	6.2L	2/4WD	1-5/8"	13	GIBGP137S	GIBGP137S-C	—
Pickup 5.0L, 5.7L							
1996-00	5.0L, 5.7L	2/4WD	1-1/2"	1	GIBGP102S	—	—
Silverado/Sierra							
Silverado/Sierra 3500							
2001-03	8.1L	1-3/4"	18,27	—	GIBGP131S	GIBGP315S-C	—
2007-13	6.0L	2/4WD	1-5/8"	1,27	GIBGP129S	GIBGP129S-C	GIBGP129
1999-02	6.0L	2/4WD	1-5/8"	1,13,18, 24	GIBGP119S	—	—
2014-16	5.3L	2/4WD	1-3/4"	13	GIBGP137S	GIBGP137S-C	—
2014-16	6.2L	2/4WD	1-3/4"	13	GIBGP137S	GIBGP137S-C	—
Yukon/Denali/Tahoe/Suburban							
2002-13	4.8L-5.3L	2/4WD	1-5/8"	1,27	GIBGP129S	GIBGP129S-C	GIBGP129
1996-00	5.7L	2/4WD	1-1/2"	1	GIBGP102S	—	—
2002-14	4.8L, 5.3L	2/4WD	1-5/8"	1,27	GIBGP129S	GIBGP129S-C	GIBGP129
2015-16	5.3L	2/4WD	1-3/4"	1,27	GIBGP137S	GIBGP137S-C	—
Dodge							
Pickup - Dakota							
1996-03	5.2L, 5.9L	2/4WD	1-1/2"	22	GIBGP301S	—	—
Pickup - Ram							
1996-03	5.2L, 5.9L	2/4WD	1-1/2"	—	GIBGP301S	—	—
Ram 1500							
2004-07	4.7L	1-1/2"	—	—	GIBGP316S	—	GIBGP316
1996-03	5.9L	2/4WD	1-1/2"	22	GIBGP301S	—	—
Ford							
F150/Super Duty							
1999-04	6.8L	2/4WD	1-1/2"	18	GIBGP125S	—	—
F150							
2000-04	4.2L	1-5/8"	27	—	GIBGP214S	—	—
2004-10	5.4L			—	GIBGP313S-C	GIBGP218S-C	—
Explorer							
2000-04	4.0L	1-1/2"	18	—	GIBGP219S	—	—
Jeep							
Wrangler							
2007-11	3.8L	1-1/2"	—	—	GIBGP403S-C	—	—

Notes:

1. Has no air injection
13. New body style
18. With EGR fitting
22. Fits the R/T model
23. Will not fit heavy-duty vehicle
24. 2.5" single with 3" stainless tip
27. Has no EGR

M.W.A Muffler Series

This unique stainless steel straight-through muffler design allows exhaust gases to flow only 3 CFM less than a straight pipe. The lightweight oval design unit creates a unique and powerful sound while keeping interior drone to a minimum. Made in USA.




Part No.	Inlet	Outlet	Case Width	Case Height	Case Length	Overall Length
Offset/Center						
GIBBM0101	2-1/2"	2-1/2"	9"	4"	14"	20"
Center/Center						
GIBBM0107	2-1/2"	2-1/2"	9"	4"	14"	20"





Gorilla Hub Covers Sold in Bulk

Gorilla carries a complete line of hub covers. Triple chrome plated or stainless steel (designated by an SS after the part number), they will look good for years to come. All measurements are outside diameter.



Small Diameter Lug Nuts

Thread size is stamped on every lug nut for easy identification. The external pattern design produces better torque and prevents breakage. SD lugs are heat-treated. Bulge seat unless noted.

Thread Size	Description	20 Lug Nut Kit with Socket	24 Lug Nut Kit with Socket	32 Lug Nut Kit with Socket
12 x 1.25	Black Chrome	GOR21123BC	—	—
	Chrome	GOR21133HT	GOR21134HT	—
12 x 1.50	Black Chrome	GOR21133BC	GOR21134BC	—
	Chrome	GOR21183HT	—	—
1/2	Black Chrome	GOR21183BC	—	—
	Chrome	GOR26143HT	GOR26144HT	GOR26145HT
14 x 1.50 Duplex	Black Chrome	—	GOR26144BC	—
	Chrome	GOR26103HT	GOR26104HT	GOR26105HT
14 x 1.50 Duplex	Black Chrome	—	GOR26144BC	—
14 x 1.50 Duplex	Chrome	—	GOR26144HT	—



Power Wrench


Remove even the toughest lug nuts with the Power Wrench. The telescopic 22" hardened steel handle provides ample leverage and collapses to 14" for easy storage.



Part No.	Description
GOR1334	Power Wrench, Includes (2) Thin Wall Sockets (3/4" & 13/16") And 3" Extension
GOR1721	Power Wrench, Includes Dual Sockets, (1) For 17mm & 19mm (3/4"), (1) For 13/16" & 23mm (7/8")

Valve Stems

Gorilla valve stems are available in six different configurations to fit a variety of installations.



Part No.	Description
GORVS401-C	Bolt-in Outer Mount Style - 4 Pack
GORVS402-C	Bolt-in Inner Mount Style - 4 Pack
GORVS403-C	Bolt-in Angle Style - 4 Pack
GORVS404-C	Pull-thru Chrome - Short - 4 Pack
GORVS413	Pull-thru Rubber - 100 Pack
GORVSC-C	Chrome Valve Stem Cap - 4 Pack



Thin Wall Sockets

Part No.	Description
GOR34SKT	3/4"
GOR1316SKT	13/16"

Replacement Washers for Mag-Style Lug Nuts

Mag-style lug nuts also require the proper washers for safe installation on a vehicle. Gorilla offers several styles to fit every need, even some hard-to-find washers for wheels that have been out of production for many years. All are chrome plated unless otherwise noted.

Part No.	Description
GOR79900B	Standard Mag Washer - Zinc Coated - 5 Pack
GOR79901B	Duplex Mag Washer - Zinc Coated - 5 Pack
GOR79903B	Short Shank Mag Washer - Zinc Coated - 5 Pack
GOR79905B	Keystone Mag Washer - Offset - Zinc Coated - 5 Pack
GOR79912B	Cragar Mag Washer - Centered - Chrome - 5 Pack
GOR79913B	Cragar Mag Washer - Offset - Chrome - 5 Pack

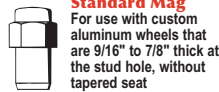


Wheel Locks

The Gorilla wheel lock has a unique external security pattern using a precise lock and key engagement and is made from hardened steel & triple chrome plated for lasting beauty. 4 pack unless noted.


Part No.	Description
GOR71481NB5	1/2" -20 Chrome 5 Pack
GOR71631N	12 x 1.50" Chrome
GOR71631NBC	12 x 1.50" Black Chrome
GOR71641N	14 x 1.5 Chrome
GOR71641NBC	14 x 1.5 Black Chrome
GORGP218S	14 x 2.0 Chrome
GOR96644BDX	14 x 1.5 Bulge Black Chrome 24 Pcs.
GOR96644DX	14 x 1.5 Bulge Chrome 24 Pcs.





Lug Nuts - Sold in 4 Packs

Gorilla stocks over 200 different styles and sizes of lug nuts. Among these are specialty lugs and washers for aftermarket wheels such as Cragar, Key-stone, appliance and E-T. They also manufacture "bulge" style acorn nuts which provide 60% more surface area than a standard acorn lug nut. The Gorilla Bulge Acorn nut is designed for aluminum wheels without a steel insert, where seating surface is critical. (Bulge nuts can be used in all applications that require an acorn nut). 4 pack unless noted.



Size	A 13/16" Hex Cragar SST	B 7/8" Hex Duplex Acorn X-Long	C 7/8" Hex Duplex Acorn	D 13/16" Hex Acorn Bulge Seat	E 13/16" Hex Acorn	F 13/16" Hex Short Shank	G 7/8" Hex Duplex Mag	H 13/16" Hex Extended Mag	I 13/16" Hex Standard Mag	J Acorn Bulge 3/4"	K Acorn Bulge Extra Long 3/4"
12mm x 1.25	—	—	—	—	GOR71127B	—	—	—	—	—	—
12mm x 1.50	GOR84137B	—	—	—	GOR71137B	GOR72137B	—	GOR74137B	GOR73137B	GOR41137B	—
14mm x 1.50	GOR84147B	—	GOR76147B	GOR91147B	GOR71147B	—	GOR75147B	—	GOR73147B ³	GOR41147B	GOR41147XLB ⁶
14mm x 1.50	—	—	GOR66147BDX GOR66147DX	—	—	—	—	—	—	—	—
7/16"	GOR84177B	—	—	GOR91177B	GOR71177B	—	—	GOR74177B	GOR73177B	—	—
1/2"	GOR84187B	—	GOR76187B	GOR91187XLB ⁵ GOR91187B	GOR71187B	GOR72187B	GOR75187B	GOR74187B	GOR73187B	GOR41187B	GOR41187XLHTB
9/16"	—	GOR75197XLB	GOR76197B	—	—	—	GOR75197B	—	—	—	GOR41197XLHTB ⁶
12mm x 1.75	—	—	—	—	—	—	—	—	—	—	—
14mm x 2.00	—	—	—	GOR91107B GOR91107XLB ⁵	—	—	—	—	—	—	GOR41107XLHTB ⁵

* 7/8" Hex HT: Heat Treated 3. 7/8" Hex, Shank Diameter .740" 6. 1.9" Long



Revolution Series Airbag Steering Wheels

These steering wheels give enthusiasts the freedom to customize the vehicle's interior without the concern of eliminating the airbag safety system. Simply remove the OEM airbag assembly and stock steering wheel (following the detailed instructions Grant provides), then install the Revolution steering wheel and airbag assembly back onto vehicle. Installation takes less than an hour.



Year	Model	Black Leather Wrapped	Camo Wrapped
Chevrolet			
1998-02	Full-Size C/K Pickup, Tahoe, Van, Suburban, Yukon, Avalanche, Yukon XL, Denali	GRT61034	—
1998-04	Astro/Safari Van with New Generation airbag		
1999-04	S10/S15 Pickup, Sonoma		
1999-01	Blazer, Envoy, Jimmy, Bravada		
2007-08	Express Van (old body)	GRT61037	GRT61038
2003-06	Silverado, Pickup, Avalanche, Suburban, Tahoe, Express Van		
2002-09	Trailblazer	GRT61047	—
2007-13	Silverado, Pickup, Avalanche, Suburban, Tahoe		
2008-13	Express Van (new body style)		
2007-13	Silverado, Pickup, Avalanche, Suburban, Tahoe	—	GRT61048
2008-13	Express Van (new body style)		
Ford			
1997-04	F150 Pickup, F250 Light-Duty On Heritage cruise control only	GRT52105	GRT61035
1999-07	F150 Pickup, F250 Light-Duty On Heritage cruise control only		—
1997-02	Expedition with cruise control only		GRT61035
GMC			
2002-09	Envoy	—	GRT61038
2007-08	Savana Van (old body style)	GRT61037	GRT61038
2003-06	Sierra Pickup, Yukon, Yukon XL, Denali, Savana Van		
2007-13	Sierra Pickup, Yukon, Yukon XL, Denali, Savana Van (new body style)	GRT61047	GRT61048
2008-13	Savana Van (new body style)		
Hummer			
2007-13	H2 (new body style)	GRT61047	GRT61048
Dodge			
2004-08	Full-Size Ram	GRT64037	—
2004-10	Durango, Dakota		
Cadillac			
2003-2006	Escalade, Escalade EXT, Escalade ESV (old body style)	GRT61037	GRT61038
2007-2013	Escalade, Escalade EXT, Escalade ESV (new body style)	GRT61047	GRT61048

Limit Straps NEW!



These universal limit straps help protect off-road suspensions by preventing over-extension of suspension components in rough terrain. Black. 8" - 40" lengths. Sold individually. 1-7/8" wide. Mounting hole is 1/2".

Part No.	Description
GRT8608	8"
GRT8610	10"
GRT8612	12"
GRT8614	14"
GRT8616	16"
GRT8618	18"
GRT8620	20"
GRT8622	22"
GRT8624	24"
GRT8626	26"
GRT8628	28"
GRT8630	30"
GRT8636	36"
GRT8640	40"



GRYPMAT®

Non-Slip Tool Mats **NEW VENDOR**

These orange high-performance, non-magnetic, anti-static rubber tool mats are manufactured with a unique chemistry that keeps them from slipping or sliding on any surface they are placed, while still allowing for easy removal. Being extremely flexible, the Grypmat can be bent, folded, or rolled, and will always return to its original shape. Manufactured from a polymer-silicone blend with specific properties make these tool mats resistant to all types of chemicals along with being flame-resistant. Available in three different configurations/sizes.



Part No.	Description
GRYRFGM-CR01S	Grypmat Tool Mat, 12" x 22", One Large And Four Small Compartments
GRYRFGM-CR03S	Grypmat Tool Mat, 6" x 12", Six Individual Compartments
GRYRFGM-CR02S	Grypmat Tool Mat, 8" x 12", One Large Area For Tools And Two Small Compartments
GRYRFGM-TP3	Trio Pack, One Each Of All Three Sizes



Street Pads

Performance Ceramic - Compound Code "Z"

Specially formulated ceramic composite developed to match the ultra-low dust, low-noise performance of stock ceramic brake pads. Performance Ceramic pads feature fade-resistant linear friction profiles that produce improved braking characteristics over stock, with smooth engagement. Performance Ceramic - quiet, clean, and fast stopping.

LTS - Light Truck and SUV - Compound Code "Y"

Heavier vehicles with larger brake systems are more likely to generate higher temperatures, requiring a brake pad that has excellent heat dissipation characteristics. The new LTS (Light Truck & SUV) brake pad compound utilizes Hawk Performance's established and proven ferro-carbon formulation for superior stopping power, with no noise or dust, on full-size, light trucks, SUVs, and vans.

SuperDuty - Severe-Duty Truck Brake Pads - Compound Code "P"

Unmatched braking performance under high inertia and/or repetitive braking situations. For safe driving with heavy payloads it is critical to have brakes that operate properly. Heavy fleet trucks and light trucks and SUVs carrying heavy tow loads generate high braking temperatures. Higher temperatures contribute to premature brake pad and rotor wear. Hawk Performance's SuperDuty product is a sophisticated material that has an extremely high coefficient of friction for maximum truck and SUV stopping power with excellent high-temperature heat dissipation.

CALL FOR APPLICATIONS



Light Truck Sector 27 Performance Brake Rotors And Pads **NEW!**

These beveled, drilled, and round-slotted brake rotors are designed to provide added cooling under extreme conditions. The design allows for harder, more precise braking with temperatures lowered as much as 180°F. The zinc-silver plating reduces rust for longer life and enhanced appearance. The rotors are sold in pairs with Hawk Performance LTS (Light Truck SUV) brake pads. Available as front or rear sets.



Part No.	Description
Chevy	
HAWHCK4390.323Y	1999-07, 1500, Front
HAWHCK4403.561Y	2008-13, 1500, Front
HAWHCK4391.324Y	1999-00, 1500, Rear
HAWHCK4395.385Y	2001-07, 1500, Rear
HAWHCK4406.568Y	2008-13, 1500, Rear
HAWHCK4392.322Y	1999-04, 2500, Front
HAWHCK4394.323Y	1999-04, 2500, Rear
Dodge	
HAWHCK4448.299Y	2002-14, Ram 1500, Front
HAWHCK4450.514Y	2002-14, Ram 1500, Rear
Ford	
HAWHCK4346.299Y	2001-04, F-150, Front
HAWHCK4356.455Y	2005-08, F-150, Front, 6-Lug
HAWHCK4357.455Y	2005-08, F-150, Front, 7-Lug
HAWHCK4344.301Y	1999-04, F-150, Rear
HAWHCK4360.456Y	2005-11, F-150, Rear

Talon High-Performance Street Rotors **NEW!**

Direct-replacement, high-performance Talon brake rotors provide a significant improvement in braking. Black-finished rotors are drilled and include a proprietary DTC curved slot design for reduced brake temperatures and increased durability. Engineered to fit the vehicle's current braking system without modifications. Sold in axle sets.



Part No.	Application
Ford	
HAWHTC4254	2010-16 Ford F150, Front, 13.78" O.D. x 1.95" Thick
GM	
HAWHTC4403	2005-16 GM Full Size SUV/Truck, Front, 12.99" O.D. x 2.17" Thick
HAWHTC4390	1999-06 GM Full Size SUV/Truck, Front, 12.01" O.D. x 2.29" Thick
HAWHTC4406	2007-16 GM 1500, Rear, 13.58" O.D. x 3.37" Thick
HAWHTC4391	1999-06 GM 1500, Rear, 12.76" O.D. x 3.37" Thick
Jeep	
HAWHTC4470	2007-16 Jeep Wrangler, Front, 11.89" O.D. x 2.17" Thick
HAWHTC4242	2007-16 Jeep Wrangler, Rear, 12.44" O.D. x 3.01" Thick
Toyota	
HAWHTC4918	2005-15 Toyota Tacoma, Front, 12.56" O.D. x 2.66" Thick
HAWHTC4977	2007-16 Toyota Tundra, Front, 13.94" O.D. x 3.28" Thick
HAWHTC5011	2007-19 Toyota Tundra/Land Cruiser/Sequoia, Rear, 13.58" O.D. x 3.00" Thick



Hedman Hedderts will increase power and mileage, and are covered by a lifetime guarantee. Sets include gaskets, bolts and reducers. Hedderts listed are painted black. Hedderts are also available with HTC coating or Elite with 3/8" flanges and 14-gauge tubing.



2 Wheel Drive Hedderts

Year	Engine	Black Painted Hedder Part No.	HTC Hedder Part No.	Elite Part No.	Replacement Gasket	Footnotes See Page 92	A/C	P/S	Transmission				Emissions Footnotes on Page 92	Tube And Collector Size
									Auto Col.	Auto Fir.	Std. Col.	Std. Fir.		
Chevrolet/GMC														
1500-3500, Avalanche, Sierra, Silverado, Cadillac, Escalade EXT														
1996-00	5.7L Vortec	HED69650	—	—	HED27520	0, 15, 225 Replacement Part	Y	Y	Y	Y	N/A	Y	(X)	1-1/2", Stock
1999-03	4.8L, 5.3L (1/2 Ton)	HED69681	—	—	HED27470	0, 15, 225 Replacement Part With E.G.R. & A.I.R.	Y	Y	Y	Y	N/A	Y	(X)	1-5/8", Stock
1999-07	4.8L, 5.3L, 6.0L	HED69690	HED69696	—	HED27470	0, 15, 225 Replacement Part Without E.G.R.	Y	Y	Y	Y	N/A	Y	(X)	1-5/8", Stock
2001-06	8.1L (3/4 Ton)	HED62700*	—	—	—	0, 127, 225, Replacement Part	Y	Y	Y	Y	N	Y	(X)	1-3/4", Stock
1500-2500, Suburban, Tahoe, Denali, Yukon, XL, Cadillac Escalade And ESV														
1996-00	5.7L Vortec	HED69650	—	—	HED27520	0, 15, 225 Replacement Part	Y	Y	Y	Y	N/A	Y	(X)	1-1/2", Stock
1999-03	4.8L, 5.3L, 6.0L	HED69681	—	—	HED27470	0, 15, 225 Replacement Part With E.G.R. & A.I.R.	Y	Y	Y	Y	N/A	Y	(X)	1-5/8", Stock
1999-07	4.8L, 5.3L, 6.0L	HED69690	HED69696	—	HED27470	0, 15, 225 Replacement Part With And Without E.G.R.	Y	Y	Y	Y	N/A	Y	(X)	1-5/8", Stock
S-10, S-15 - Engine Swap Headers														
1982-04	283-400	HED69520	—	HED69528	HED27500	15, 45, 51, 147, 212	Y	Y	N	Y	N	Y	(B) (D)	1-5/8", 2-1/2"
1982-04	283-400, V8	HED69530	—	—	HED27500	15, 45, 103, 147, 212	Y	Y	N	Y	N	N	(B) (D)	1-5/8", 2-1/2"
1982-04	LS 4.8, 5.3, 6.0	HED68540	—	—	—	45, 51	Y	Y	N	Y	N	Y		1-1/2", 2-1/2"
Dodge														
1500, 2500 Pickup														
2003-07	5.7L Hemi (1500)	HED79580	—	—	HED27490	0, 225 Replacement Part	Y	Y	Y	Y	N	Y	(A)	1-1/2", Stock
2003-07	5.7L Hemi (1500)	HED72580*	—	—	—	0, 225, Stock Replacement	Y	Y	Y	Y	N	Y		1-1/2", Stock
2003-07	5.7L Hemi (1500)	—	—	—	HED27490	1,6,45,225, Full Length	Y	Y	Y	Y	N	Y	(B) (D)	1-5/8", 3"
Ford														
F150, F250 (Non-Super Duty)														
1997-04	4.6L	HED89490	—	—	HED27450	0, 38, 225 Replacement Part	Y	Y	Y	Y	N	Y	(X)	1-1/2", Stock
1997-04	5.4L (2V)	HED89600	—	—	HED27450	0, 38, 225 Replacement Part	Y	Y	Y	Y	N	Y	(X)	1-1/2", Stock
2004-10	5.4L (3V)	HED82630*	HED82636*	—	HED27450	0, 38, 225 Replacement Part	Y	Y	Y	Y	N	Y	(A)	1-1/2", Stock
F150, F250, F350 (Non-Super Duty)														
1999-05	6.8L, V10	HED89660	HED89666	—	HED27580	0, 144, 225 Replacement Part, Super Duty	Y	Y	Y	N	N	N	(A)	1-1/2", Stock
Expedition														
1997-02	4.6L	HED89490	—	—	HED27450	0, 160, 225 Replacement Part	Y	Y	Y	Y	N	Y	(X)	1-1/2", Stock
1997-02	5.4L (2V)	HED89600	—	—	HED27450	0, 160, 225 Replacement Part	Y	Y	Y	Y	N	Y	(A)	1-5/8", Stock

4 Wheel Drive Hedderts

Year	Engine	Painted Hedder Part No.	HTC Hedder Part No.	Elite Part No.	Replacement Gasket	Footnotes See Page 92	A/C	P/S	Transmission				Emissions Footnotes Pg. 92	Tube And Collector Size
									Auto Col.	Auto Fir.	Std. Col.	Std. Fir.		
Chevrolet/GMC														
1500-3500, Avalanche, Sierra, Silverado, Cadillac, Escalade EXT														
1996-00	5.7L Vortec	HED69650	—	—	HED27520	0, 15, 225 Replacement Part	Y	Y	Y	Y	N/A	Y	(X)	1-1/2", Stock
1999-03	4.8L, 5.3L, 6.0L	HED69680	HED69686	—	HED27470	0, 15, 225 Replacement Part With E.G.R.	Y	Y	Y	Y	N/A	Y	(X)	1-5/8", Stock
1999-03	4.8L, 5.3L (1/2 Ton)	HED69681	—	—	HED27470	0, 15, 225 Replacement Part With E.G.R. & A.I.R.	Y	Y	Y	Y	N/A	Y	(X)	1-5/8", Stock
2001-07	4.8L, 5.3L, 6.0L	HED69690	HED69696	—	HED27470	0, 223, Replacement Part Without E.G.R.	Y	Y	Y	Y	N/A	Y	(X)	1-5/8", Stock
2001-06	8.1L (3/4-1 Ton)	HED62700*	HED62706*	—	HED27500	0, 225 Replacement Part	Y	Y	Y	Y	N/A	Y	(A)	1-3/4", Stock
1997-02	4.6L	HED89490	—	—	HED27450	0, 160, 225 Replacement Part	Y	Y	Y	Y	N	Y	(X)	1-1/2", Stock
1997-02	5.4L (2V)	HED89600	HED89606	—	HED27450	0, 160, 225 Replacement Part	Y	Y	Y	Y	N	Y	(A)	1-5/8", Stock
1996-00	5.7L Vortec	HED69650	—	—	HED27520	0, 15, 225 Replacement Part	Y	Y	Y	Y	N/A	Y	(X)	1-1/2", Stock
1999-03	4.8L, 5.3L, 6.0L	HED69680	HED69686	—	HED27470	0, 15, 225 Replacement Part With E.G.R.	Y	Y	Y	Y	N	Y	(X)	1-5/8", Stock
1999-03	4.8L, 5.3L	HED69681	—	—	HED27470	0, 15, 225 Replacement Part With E.G.R. & A.I.R.	Y	Y	Y	Y	N/A	Y	(X)	1-5/8", Stock

(Continued on page 92)



4 Wheel Drive Heddors (Cont.)

Year	Engine	Painted Hedder Part No.	HTC Hedder Part No.	Elite Part No.	Replacement Gasket	Footnotes	A/C	P/S	Transmission				Emissions See Below	Tube And Collector Size
									Auto Col.	Auto Fir.	Std. Col.	Std. Fir.		
Chevrolet/GMC														
1999-07	4.8L, 5.3L, 6.0L	HED69690	HED69696	—	HED27470	0, 223 Replacement Part With And Without E.G.R.	Y	Y	Y	Y	N/A	Y	(X)	1-5/8", Stock
2001-06	8.1L Vortec (3/4 Ton)	HED62700	HED62706	—	HED27550	0, 225 Replacement Part With And Without E.G.R.	Y	Y	Y	Y	N/A	Y	(X)	1-5/8", Stock
Hummer 2														
2002-05	6.0L	HED69690	HED69696	—	HED27470	0, 223 Replacement Part With And Without E.G.R.	Y	Y	Y	Y	N/A	Y	(X)	1-5/8", Stock
Dodge														
Ram Pickups														
2003-07	5.7L Hemi (1500 Only)	HED79580	HED79586	—	HED27490	0, 225 Replacement Part	Y	Y	Y	Y	N	Y	(A)	1-1/2", Stock
2003-07	5.7L Hemi (1500 Only)	HED72580	—	—	—	0, 225, Stock Replacement	Y	Y	Y	Y	N	Y	—	1-1/2", Stock
Ford														
F150, F250, F350 (Non-Super Duty)														
1997-04	4.6L	HED89490	—	—	HED27450	0, 225 Replacement Part	Y	Y	Y	Y	N	Y	(X)	1-1/2", Stock
1998-04	5.4L (2V)	HED89600	HED89606	—	HED27450	0, 160, 225 Replacement Part	Y	Y	Y	Y	N	Y	(A)	1-5/8", Stock
2004-07	5.4L (3V)	HED82630	HED82636	—	HED27450	0, 38, 225 Replacement Part	Y	Y	Y	Y	N	Y	(A)	1-1/2", Stock
F250, F350 (Super Duty)														
1999-05	6.8L, V10	HED89660	HED89666	—	HED27580	0, 144, 225 Replacement Part	Y	Y	Y	N	N	N	(A)	1-1/2", Stock
Expedition														
1997-02	4.6L	HED89490	—	—	HED27450	0, 160, 225 Replacement Part	Y	Y	Y	Y	N	Y	(X)	1-1/2", Stock
1997-02	5.4L (2V)	HED89600	HED89606	—	HED27450	0, 160, 225 Replacement Part	Y	Y	Y	Y	N	Y	(A)	1-5/8", Stock

* - Stainless Steel

0 - T.E.M.S.™ Tubular Exhaust Manifold System.

1 - Without smog injection or injection heads

6 - Modifications to stock exhaust required to retain catalytic converter.

15 - Shortie style hedder

38 - 16-gauge tubing

45 - Not legal for sale or use in California on pollution controlled vehicles

51 - Under chassis exit

144 - Complete y-pipe to single catalytic converter.

147 - Must use Trans-Dapt Performance motor mount kit, TRA9906.

160 - Early chassis only.

212 - Elite replacement gasket, HED27520.

225 - Use with a Trans-Dapt throttle body spacer.

Emmission Footnotes:

A- This hedder has been submitted to the California Air Resources Board for criteria and exemption approval. Pending approval, the E.O. # should be available soon.

B- Not applicable or intended for street or highway use. Legal only for racing vehicles which may never be used upon a highway, check footnotes also.

D- Not legal for sale or use in California

X- T.E.M.S. (Tubular Exhaust Manifold Systems) are 50 state legal for years listed in catalog only.



Suspension Aids Heavy-Duty Helper Springs

High quality, alloy steel helper springs will add up to 2,500 (LP-25) or 3,500 (LP-35) lbs. to the load capacity of trucks, SUVs, and vans. Progressive rate springs are adjustable to keep ride soft when vehicle is unloaded and firmer as load increases. Lifetime warranty. Order one mount kit with each leaf kit.



Year	Application	LP-25 Progressive Kits	LP-35 Progressive Kits	2-1/2" Mount Kit	3" Mount Kit
Chevrolet/GMC - Order One Kit And One Mounting Kit					
1999-06	Silverado And Sierra 4x2 Pickup	HEL2510	—	HEL25250	—
1999-06	Silverado And Sierra 4x4 Pickup	HEL2515	—	HEL25250	—
2007	Silverado Classic And Sierra Classic 2x4 Pickup ¹	HEL2510	—	HEL25250 ⁴	—
2007-13	Silverado And Sierra 1500 2x4, 4x4 Pickup	HEL2515	—	HEL25250	—
2001-06	2500 & 3500 LD 4x2, 4x4 Pickup	HEL2515	—	HEL25250	—
1969-01	Full size Blazer, Yukon, Suburban, Denali And Escalade ⁶	HEL2510 ⁹	—	HEL25250	—
2001-10	2500-3500 Heavy Duty 2x4, 4x4 Pickup ⁵	HEL2527 ⁵	—	HEL25250	—
2011-18	2500 Heavy Duty 2WD/4WD Install Kit	HEL2512	—	HEL25312	—
Dodge - Order One Kit And One Mounting Kit					
1994-02	D & W 1500-3500 4x2 And 4x4 Pickup ¹	HEL2520	—	HEL25250	HEL25300
1970-03	B100-B400 Van	HEL2510	—	HEL25250	HEL25300
1994-02	1500 2WD/4WD Pickup	—	HEL3520	HEL25250	HEL25300
2003-08	1500 2WD Pickup Except Mega Cab	—	HEL3527	HEL25250	HEL25300
2003-08	1500 4WD Pickup Except Mega Cab	—	HEL3527	HEL25250	HEL25300
2003-08	1500 2WD Pickup Mega Cab	—	HEL3527	HEL25250	HEL25300
2003-08	1500 4WD Pickup Mega Cab (Install Kit Required In Addition To Spring)	—	HEL3527	HEL25250	HEL25300
2003-12	2500 2WD, 4WD Pickup	—	HEL3527	HEL25250	HEL25300
2003-08	1500-3500 Series, 2x4, 4x4 Pickup ¹	HEL2527	—	HEL25250	HEL25300
2003-12	2500 2WD, 4WD Pickup	HEL2527 ¹	—	HEL25250	HEL25300
Ford - Order One Kit And One Mounting Kit					
2001-03	F150 Supercrew 4x2	HEL2520	—	HEL25250	HEL25300
2001-03	F150 Supercrew 4x4	HEL2510	—	HEL25250	HEL25300
1997-03	F150 & F250 Light Duty Pickup	HEL2520	—	HEL25250	HEL25300
1999-04	F250 & F350 Super Duty Pickup 2WD/4WD Single Rear Wheel (Install Kit Required In Addition To Spring)	—	HEL3520	—	HEL25300
1999-04	F250-350 4x2 & 4x4 Super Duty Pickup ¹	HEL2520	—	N/A	HEL25300
2005-07	F250 & F350 Super Duty Pickup 2WD/4WD Dual Rear Wheel (Install Kit Required In Addition To Spring)	—	HEL3520	—	HEL25300
2005-07	F250/350 Super Duty 2WD, 4WD	HEL2520 ⁸	—	N/A	HEL25300
2008-10	F250 & F350 Super Duty Pickup 2WD/4WD Single Rear Wheel (Install Kit Required In Addition To Spring)	HEL61901	HEL3520	—	HEL25300
2008-10	F350 Super Duty Pickup 2WD/4WD Dually (Install Kit Required In Addition To Spring)	—	HEL3520	—	HEL25300

1 - Do not use with a factory contact overload spring 2 - 1999-later, with rear disc brakes use 25335 3 - Rear half only due to clearance 5 - With 43" or longer base leaf



Suspension Aids (Cont.) Heavy-Duty Helper Springs (Cont.)

Year	Application	LP-25 Progressive Kits	LP-35 Progressive Kits	2-1/2" Mount Kit	3" Mount Kit
Ford - Order One Kit And One Mounting Kit (Cont.)					
2011-16	F250,F350 Super Duty Pickup 2WD/4WD Single Rear Wheel (Install Kit Required In Addition To Spring)	HEL2511	HEL3511	—	HEL25301
2011-16	F250 Super Duty Pickup 4WD Single Rear Wheel (Install Kit Required In Addition To Spring)	—	HEL3511	—	HEL25301
2011-16	F350 Super Duty Pickup 2WD Dually (Install Kit Required In Addition To Spring)	—	HEL3511	—	HEL25301
2017-18	F250,F350 Super Duty Pickup Single Rear Wheel (Install Kit Required In Addition To Spring)	—	HEL3511	—	HEL25301
2017-18	F350,F350,F450,F550 Cab & Chassis 2WD/4WD Dually (Install Kit Required In Addition To Spring)	—	HEL3511	—	HEL25301
2016-18	F250,F450 Super Duty Pickup 4WD (Install Kit Required In Addition To Spring)	—	HEL3511	—	HEL25301
2005-07	F250/350 Super Duty 2WD, 4WD	HEL2520 ⁵	—	N/A	HEL25300
2008-10	F250-F350 Super Duty Pickup, 2x4, 4x4	HEL2527	—	N/A	HEL25300
1975-14	E150-350 Van And Cut-A-Way Chassis	HEL2510	—	HEL25250	HEL25300
1999-16	E350 Super Duty Cut-A-Way Chassis	HEL2510	—	N/A	HEL25300 ³

1 - Do not use with a factory contact overload spring 2 - 1999-later, with rear disc brakes use 25335 3 - Rear half only due to clearance 5 - With 43" or longer base leaf

Medium-Duty Helper Springs



- EZ-500 - 550 lbs. Level Load Capacity
- Reduces Leaf Spring Wrap Up
- Lighter Loads



- LP-15 - 1500 lbs. Level Load Capacity
- Heavier Load
- Available in Progressive And Constant Rate



- EZ-990 - 2000 lbs. Level Load Capacity
- Mounts Under Factory Axle, U-Bolt Plates
- Medium Loads

Add 2,000 lbs. to the load capacity of pickups, vans, etc., eliminating sagging springs and load-related handling problems. High-quality alloy spring steel is used throughout. Lifetime warranty.

Year	Application	EZ-550 EZ-990	LP-15
Chevrolet/GMC			
2011-16	2500 HD Pickup 2WD/4WD	—	HEL2512
1982-93	S10 & S15 Blazer, Jimmy And Bravada	HEL550	—
1994-03	S10 & S15 Blazer, Jimmy And Bravada	HEL550	HEL815 ³
1986-05	Astro And Safari Van ²	HEL550	HEL815 ³
2015-16	Colorado/Canyon	—	—
2004-12	Colorado/Canyon	HEL550	—
1972-07	G10, G1500 Van	HEL991	—
1988-98	C/K 10, C/K 1500 Pickup, 2WD And 4WD	HEL985	—
1999-06	C/K 10, C/K 1500 Pickup, 2WD And 4WD	HEL986	—
2007-16	1500 Pickup, 2WD And 4WD ¹	HEL987	—
Dodge			
1990-04	Dakota Pickup 4x2 (Anti-Lock Brakes Only)	HEL550	HEL1515
1990-04	Dakota Pickup 4x4 (Anti-Lock Brakes Only)	HEL550	HEL815 ³
1997-03	Durango	HEL550	HEL815 ³
2005-08	Dakota Pickup 2x4, 4x4	HEL550	HEL1515
1970-03	B100-B150 Van	HEL991	—
2003-08	1500 Ram Pickup, 2WD, 4WD ¹	HEL982	—

Year	Application	EZ-550 EZ-990	LP-15
Ford			
1998-11	Ranger ²	HEL550	—
1990-01	Explorer & Mercury Mountaineer	HEL550	—
2000-01	Explorer Sport-Trak ²	HEL550	HEL1515
1997-03	F-150 Pickup	HEL991	—
2004-08	F-150 (Except Heritage Edition) ¹	HEL984	—
2009-14	F150	HEL989 ¹	—
2015-16	F150 Pickup 2wd/4wd	HEL978 ¹	—
1975-08	E-100, E150 Van	HEL991	—
2016-18	Transit 150, 250, 350 Cargo Van And Cutaway Chassis (1904 Does Not Fit Transit Passenger Vans)	HEL1904	—
Toyota			
2000-06	Tundra	HEL991	—
2007-16	Tundra	HEL985	—
2007-18	Tundra	—	HEL1909

Footnotes:

- 1 - Step bracket style 2 - Do not use on vehicles with composite (plastic) leaf springs
3 - Rear half only due to clearance N/A - No current application



Truck and SUV Sway Bars

Easy bolt-on. Constructed with polyurethane bushings and 4140 chrome moly steel. Hammer tone powder coat finish.

Part No.	Description
Chevy/GMC	
HEL7735	2014-16 Silverado/Sierra Pickup, Rear, 2WD/4WD
HEL7635	2003-14 Chevy/GMC Express Van, 2500 Rear
HEL7652	2001-07 Chevy/GMC 2500/3500, Rear, 2WD/4WD
HEL7654	2001-06 Chevy/GMC 2500/3500, Front, 2WD/4WD
HEL7685	2007-16 Chevy/GMC/Cadillac 1500, Front, 2WD/4WD
HEL7717	2001-06 Chevy/GMC 2500/3500, Rear, 4WD
HEL7800	2011-16 Chevy/GMC 2500/3500, Rear, 2WD/4WD
HEL7717	2011-18 Chevy/GMC 2500, 3500HD Pickup 2WD/4WD Including Dually-Rear
HEL7270	2011-18 Chevy/GMC 2500, 3500HD Pickup 2WD/4WD Including Dually-Rear 1-5/16"
Dodge	
HEL7253	2007-16 Dodge Sprinter 2500, Rear
HEL7254	2008-16 Dodge Sprinter 3500, Rear
HEL7265	2003-08 Dodge Ram 2500/3500, Rear, 2WD/4WD
HEL7272	2010-12 Dodge Ram 2500/3500, Rear, 2WD/4WD
HEL7626	1994-02 Dodge Ram 1500, Rear, 4WD

Part No.	Description
Dodge	
HEL7651	2003-08 Dodge Ram 1500/2500, Rear, 2WD/4WD
HEL7709	2009-16 Dodge Ram 1500, Rear, 2WD/4WD
Jeep	
HEL7749	2007-18 Wrangler JK 4WD Front
HEL7706	2007-18 Wrangler JK 4WD Rear
HEL7865	2007-18 Wrangler JK 4WD Front
HEL7706	2007-18 Wrangler JK 4WD Rear
HEL7876	2007-18 Wrangler JK 4WD Front
HEL7775	2018 Wrangler JL 4WD Front
Ford	
HEL7183	1989-14 E250, Rear
HEL7268	1999-10 F250/350 Super Duty, Rear, 2WD/4WD
HEL7640	1999-04 F250 Super Duty, Front, 4WD
HEL7643	2000-05 Excursion, Rear, 2WD/4WD
HEL7677	1999-10 F250, Rear, 2WD/4WD
HEL7705	2009-14 F150, Rear, 2WD/4WD
HEL7712	2011-17 F250/350 Super Duty, Front, 4WD
HEL7714	2011-16 F250/350 Super Duty, Rear, 4WD 1-1/8" Dia.

(Continued on page 94)



Truck and SUV Sway Bars (Cont.)

Part No.	Description
Ford Cont.	
HEL7271	2011-16 F250/350 Super Duty, Rear, 4WD 1-1/4" Dia.
HEL7180	1997-07 E40, E450 2WD Rear, 2008-18 E40, E450 2WD Rear
HEL7704	2009-14 F150 Pickup 2WD/4WD Front
HEL7705	2009-14 F150 Pickup 2WD/4WD Rear
HEL7704	2015-18 F150 Pickup 2WD/4WD Front
HEL7743	2015-18 F150 Pickup 2WD/4WD Rear
HEL7713	2011-16 F350 Pickup 2WD Front
HEL7715	2011-16 F350 Pickup 2WD Rear
HEL7713	2017-18 F250, F350 Super Duty Pickup 2WD Including Dually- Front
HEL7762	2017-18 F250, F350 Super Duty Pickup 2WD Including Dually-Rear
HEL7320	2017-18 F250, F350 Super Duty Pickup 4WD Including Dually-Rear 1-5/16" Dia.
HEL7761	2017-18 F250, F350 Super Duty Pickup 4WD Including Dually -Rear 1-1/8" Dia.
HEL7321	2017-18 F250, Cab And Chassis 2WD



Contact Helper Springs **NEW!**

HEL9703

Helper springs designed specifically for use with 1988-15 Ford F250/F350 pickups with factory contact overload leaf springs.



Adjustable End Links **NEW!**

Hellwig adjustable end links are engineered to perform under the toughest conditions. Made with heavy-duty components and materials, these end links will provide years of maintenance-free service. Each unit is designed to handle high degrees of articulation with specially designed polyurethane bushings. All end links are adjustable 2-3" from their shortest length and can be installed with common hand tools. Powder coated components and zinc-plated hardware are standard in all Hellwig end link kits to provide long service life and protection against the elements.

Year	Description	Part No.
Ford Super Duty		
2000-04	Stock Height Front End Link Upgrade	HEL7973
	4-6" Lift Adjustable Front End Links	HEL7977
Universal	6-8" Adjustable Straight End Link	HEL7960 GM Q
	8-11" Adjustable Straight End Link	HEL7961 GM Q
	11-14" Adjustable Straight End Link	HEL7962 GM Q
	Clevis For Horizontal Sway Bar Ends	HEL7964

Footnotes

- G** Designed for vehicles up to and including class C motorhome and 1 ton pickup
- M** May require a 7964 Clevis mount kit for vehicles with horizontal mounting points
- Q** May not fit on all vehicles, call for exact details



Hi-Lift® JACKS

Hi-Lift® Jack-Original Power Tool

All Hi-Lift® jacks use high-yield and high tensile strength malleable and ductile castings for maximum strength and durability. The Hi-Lift® Casting Jack features all-cast construction. The Casting and Steel Jack has four stamped steel parts - the top clamp, handle socket, Pitman, and foot piece. The Hi-Lift® X-Treme is an all-cast jack with a charcoal metallic powder-coat finish, gold zinc-coated hardware, handle and a top winch-clamp-spreader attachment. All have 3-1/2 ton capacities.



HLJHL484 HLJHL485 HLJXT485 HLJHL604 HLJHL605

Specifications

Part No.	Description
HLJHL485	48" Casting Jack, Red
HLJHL484	48" Casting/Steel Jack, Black
HLJXT485	48" All Cast With Special Features
HLJHL605	60" Casting Jack, Red
HLJHL604	60" Casting/Steel Jack, Black Coated Finish NEW!
HLJXT605	60" All Cast With Special Features

Model	Weight	Rated Load	Tested Load	Clamping	Winching	Max Lift Ht.	Min. Lift Ht.
HLJHL485	28.16#	4660#	7000#	750#	5000#	38.63"	4.50"
HLJHL484	27.66#	4660#	7000#	750#	5000#	37.24"	4.50"
HLJXT485	30.96#	4660#	7000#	5000#	5000#	38.63"	4.50"
HLJHL605	31.31#	4660#	7000#	750#	5000#	49.75"	4.50"
HLJHL604	30.12#	4660#	7000#	750#	5000#	48.25"	4.50"
HLJXT605	34.11#	4660#	7000#	5000#	5000#	48.75"	4.50"

Patriot Edition Hi-Lift® Jack

The Patriot Edition Hi-Lift® Jack is a rugged, highly versatile jack that puts you in command of situations requiring lifting, pushing, pulling, winching, and clamping. Although lightweight and easy to maneuver, the Hi-Lift® Jack offers a rated capacity of 4,660 lbs. and a tested capacity of 7,000 lbs.

Part No.	Description
HLJPAT-485	48"
HLJPAT-605	60"

Hi-Lift® 4XRAC

HLJ4X400

Designed for serious off-roaders, the 4XRAC is an easy, inexpensive means of securely and conveniently stowing the Hi-Lift® Jack. Each kit contains two mounting brackets, two bracket caps, a Velcro strap for securing the handle, and all hardware.



Hi-Lift® JACKS

Hi-Lift® Jack Locking Knobs

Locking knobs for securing all Hi-Lift® jacks.

Part No.	Description
HLJHM-LK	Hood Mount Locking Knob
HLJVERS-LK	Versatile Locking Knob



Adjustable Tube Mounts

Mount the Hi-Lift® Jack to tube bumpers, bull bars, roll cages or roof racks. Adjustable mount is made of rigid, lightweight 6061-T6 billet aluminum with corrosion resistant, stainless steel hardware. No drilling required. Offered for 1"-2" and 2"-3" tube diameters.



Part No.	Description
HLJTM700	Adjustable Tube Mount, 1"-2" Diameter
HLJTM750	Adjustable Tube Mount, 2"-3" Diameter

Jeep Wrangler Jack Hood Mount

Allows for a Hi-Lift® jack to mount within easy reach on any Jeep Wrangler. The mounts are constructed with anodized aluminum and use existing hinge holes.

Part No.	Description
HLJHM-825	1997-06 Wrangler TJ
HLJHM-850	1955-95 Wrangler CJ/YJ
HLJHM-900*	2013-18 Wrangler JK/JL
HLJHM-925*	2007-12 Wrangler CJ/YJ



* Mount LED Cube-style lights with optional hood mount light brackets, Part No. HM-LBRK

Hood Mount Light Brackets **NEW!** HLJHM-LBRK

Now you can mount both your Hi-Lift Jack and LED lights! hood mount light brackets are sold as a set (2 brackets included). Fits Hi-Lift hood mount part numbers HM-900 and HM-925 only



Hi-Bumper Lift HLJBL250

Will fit slotted or curved bumpers for quick and easy lifting. When used with the Hi-Lift® Jack, the Bumper Lift makes raising one wheel of most average sized vehicles an easy task. Bumper Lift has a 3,000 lb. capacity.



Handle-Keeper

Secures the Hi-Lift® handle to the upright steel bar, keeping it in place when not in use and eliminating "rattling" during transportation. Slips on and off over the Hi-Lift® Top clamp-clevis. Eliminates removing the Top clamp-clevis when putting on or removing the Handle-Keeper.



Part No.	Color
HLJHK-B	Black
HLJHK-R	Red

Handle All HLJHA500

A multi-functional tool with telescoping handle and four full-sized implements. Includes a telescoping implement handle, full-sized shovel head, full-sized sledge hammer head, full-sized axe head, and full-sized pick-axe head. Compact and rugged, while maintaining full-size utility. Perfect for off-roading and recreation. A compact set of tools ideal for off-road vehicles where storage space for supplies, equipment, and tools is limited.



Neoprene Jack Cover HLJNC

Rugged neoprene cover protects the entire Hi-Lift® Jack, especially the working mechanism, from mud, dirt and road grime. UV protected and machine washable, cover is an easy-on, easy-off installation.



Note: Cover will not eliminate all moisture or dirt.

Hi-Lift Jack Protector HLJJP350

Made of durable vinyl coated nylon to protect the Hi-Lift® Jack from weather, mud, dirt, and sand. Waterproof as well as mildew and decay resistant, the Jack Protector secures with a drawstring closure. Fits 36", 42", 48", and 60" Hi-Lift Jacks.



Hi-Lift Off-Road Kit HLJORK

Don't go off-road without the Hi-Lift® Off-Road Kit. Use with the Hi-Lift® Jack to winch the vehicle out of tight spots. Kit includes (1) custom nose attachment, (1) 8 ft. tree saver strap, (1) pair/Hi-Lift® gloves, hardware, and carrying case.



Hi-Lift Off-Road Base HLJORB

Gain full-height use of Hi-Lift® Jacks and added safety and versatility with the Off-Road Base. Rugged 12" x 12" plastic base accepts the jack's base plate and can handle the jack's rated capacity while providing extra stability on soft ground.



Lift-Mate HLJLM100

Many trucks and SUV's have larger tires and/or lift kits that require extensive lifting height ability from the bumper jack. The Lift-Mate is allows the vehicle wheel to be lifted directly by the wheel, greatly reducing the amount of travel up the jack bar needed to lift the wheel in an adequate and safe height. Lift capacity of 5000 lbs. Has rubber-coated hook and rubber pad to protect tire and wheel.



Fix-It-Kit HLJFK1

The FK-1 contains all the key components for servicing Hi-Lift® models.



Hi-Lift Roll Cage Mount **NEW!** HLJRC-875

This unit is designed to mount and secure your Hi-Lift® jack horizontally on the inside rear of a 2007-17 Jeep Wrangler JK. No drilling required, mounts directly to the factory roll cage tubing. 6061-T6 structural and anodized aluminum for strength, durability, and a clean look.



MAXOUT Fire Extinguishers

Dry chemical fire extinguishers deliver fire protection in an automotive environment. Rechargeable steel cylinders are designed and assembled in the U.S.A. have all-metal valves and a 6-year warranty. Choose red or chrome finishes.



Description	Red Part No.	Chrome Part No.	Black Part No.
1.0 Lb. System, 2B:C Rated	H3RMX100R	H3RMX100C	—
2.5 Lb. System, 1A:10B:C	H3RMX250R	H3RMX250C	H3RMX250B

HalGuard Fire Extinguishers

HalGuard extinguishers are filled with "clean" agent gas that not only combats fire, but leaves no residue. Ideal for race car protection, designed and Assembled in the U.S.A. units are offered in 1.4, 2.5, and 5 lb. versions. Choose from red or chrome steel cylinders.



Description	Red Part No.	Chrome Part No.	Black Part No.
1.4 Lb. System, 1B:C Rated	H3RHG100R	H3RHG100C	H3RHG100B
2.5 Lb. System, 2B:C Rated	H3RHG250R	H3RHG250C	H3RHG250B
5 Lb. System, 5B:C Rated	H3RHG500R	—	—

Universal Fire Extinguisher Seat Mount

This fully adjustable fire extinguisher seat mount installs easily in most vehicles, attaching to the seat rail bolts or above the slider. Available in lightweight, durable aluminum construction in black or brushed finishes, accepts all H3R performance fire extinguisher billet aluminum and standard brackets. Sold individually.



Part No.	Description
H3RSM01BK	Fire Extinguisher Seat Mount, Black
H3RSM01BR	Fire Extinguisher Seat Mount, Brushed

Quick-Release Mounting Accessories



Flat Surface Mount

Billet aluminum mounts provide quick, easy fire extinguisher access. Choose polished or brushed finish mounts.

Note: Band clamps and mounts must be used together. To order, select the proper diameter band clamp and choice of flat surface or roll bar mount.

Description	Polished Part No.	Brushed Part No.
Band Clamp, 1.0/1.4 Lb. Bottle	H3RBB100P	H3RBB100B
Band Clamp, 2.5 Lb. Bottle	H3RBB250P	H3RBB250B
Flat Surface Mount	H3RBMF01P	H3RBMF01B
1-5/8" Dia. Roll Bar Mount	H3RBMR01P	H3RBMR01B
1-3/4" Dia. Roll Bar Mount	H3RBMR02P	H3RBMR02B

Extreme-Duty Fire Extinguisher Brackets For Roll Bars **NEW!**

These lightweight fiberglass-reinforced brackets with corrosion resistant hardware are ideal for performance and off-road applications. The easy-to-use, quick-release design and bright red pull-to-release strap minimize emergency response time. Available for 3" (2-1/2 lb.) and 4-1/4" (5 lb.) diameter fire extinguishers attaching to either 1-5/8" or 1-3/4" roll bars. Designed and assembled in the U.S.A..



Part No.	Description
H3RNBR301	2-1/2 lb. Fire Extinguisher Bracket, 1-5/8" Diameter Roll Bar
H3RNBR302	2-1/2 lb. Fire Extinguisher Bracket, 1-3/4" Diameter Roll Bar
H3RNBR401	5 lb. Fire Extinguisher Bracket, 1-5/8" Diameter Roll Bar
H3RNBR402	5 lb. Fire Extinguisher Bracket, 1-3/4" Diameter Roll Bar


Holley

Standable Height LS Valve Covers

LS valve covers include a radiused shape and angled coil mounting location for a clean, professional appearance. Coils mount directly to the valve covers, eliminating the need for brackets. Sold per pair, complete with billet oil fill cap. Fits all LS engines using LS2, LS3, LS7 or similar coils with 72mm bolt spacing



Tall LS Valve Covers W/Logos




Eliminates the OE coil-on-cover look and instead features a bold, licenced Chevrolet/Bowtie logo. Designed to add additional 0.54" of internal clearance over factory-height valve covers. Includes lengthened factory-style mounting hardware, a proven OE-style baffle and ventilation system, and a billet aluminum oil fill cap. Designed to fit GM LS1, LS2, LS3, LS6, and LS7 engines.

Description	Bowtie/Chevrolet Logo Part No.	LSX Logo Part No.
Gloss Red Machine Finished Valve Covers	HL Y241-404	HL Y241-409
Factory Orange Machine Finished Valve Covers	HL Y241-403	HL Y241-408
Polished Finished Valve Covers	HL Y241-401	HL Y241-406
Satin Black Machined	HL Y241-402	HL Y241-407
Natural Machined Finish	HL Y241-400	HL Y241-405



Tall LS Valve Covers **NEW!**



Angled coil mounts deliver a smooth clean look while retaining the high-tech look and performance of coil-on-cover which eliminates unsightly OE-style coil brackets. Designed to fit all LS engines using LS1, LS2, LS3, LS6, and LS7 or similar coils with 72mm bolt spacing, cast aluminum covers feature billet oil aluminum oil fill caps and allow use of the original gaskets and bolts. They add an additional 0.54" of internal clearance over factory-height valve covers. Holley valve covers use proven OE-style baffles and vents, and are available in polished, satin black, gloss red, and natural cast.

Description	Part No.
Gloss Red Machine Finished Valve Covers	HLY241-113
Polished Finished Valve Covers	HLY241-111
Satin Black Machined	HLY241-112
Natural Machined Finish	HLY241-110

GM Track Series LS Valve Covers

The GM Track Series family of valve covers gives you an excellent way to add a high-end fabricated look combined with a lightweight and tough cover for your favorite Chevy engine. These valve covers are constructed of 6061 T5 sheet aluminum, feature a laser etched "Chevrolet" and Bow Tie logo, and are precision TIG-welded for a proper fit.



Description	Part No.
Satin Black Valve Covers	HLY241-294
Silver Valve Covers	HLY241-289

LS Oil Filler Cap with Billet Center HLY241-224


Fits directly into stock valve covers and fill tubes on LS2, LS3, LS7, LS9, and LSA applications (Fill tube must be used with LS1/LS6). Not to be used with Holley LS valve covers PN 241-88 through 241-91.

Replacement Billet Fill Cap

Description	Part No.
Includes O-Ring, Sold Individually	HLY241-225



Billet Aluminum LS Valley Covers



Precision-manufactured from billet aluminum with a modern, race-inspired, trussed design, these LS valley covers include a billet aluminum oil fill cap (HLY241-255). A smooth underside allows for elimination of displacement-on-demand (DOD) and provides ample gasket sealing surface.

Description	Applications	Part No.
Polished Billet	GM LS2, LS3, LS7 and LSX	HLY241-361
	GM LS1, LS6	HLY241-368
Black Billet	GM LS1, LS6	HLY241-369
	GM LS2, LS3, LS7 and LSX	HLY241-362
Natural Billet	GM LS1, LS6	HLY241-367
	GM LS2, LS3, LS7 and LSX	HLY241-360

Remote LS Coil Relocation Brackets HLY561-122

For use with Gen III (truck) coil bodies, these brackets eliminate OE coil-on cover clutter and will fit all LS ignition coil models. Made of lightweight aluminum with a natural finish, and include coil mounting hardware.



GM LS Mid-Mount Complete Accessory System **NEW!** HLY20-185


Innovative accessory system, designed exclusively for GM LS engines, utilizes a "bracketless" design that pulls the accessories in tight, bolting each directly to the water pump for a cleaner under hood appearance. Bottom heater outlets are used to add clearance for tight engine compartments. OE pulley ratios are employed for optimum accessory performance and there is no need for spacers or adapters. Fully compatible with most popular throttle bodies, intake manifolds or applications using VVT. System is complete with LT1-style cartridge design water pump, LT1-style premium 150 amp alternator, compact SD7 A/C compressor, Type II power steering pump with baffled reservoir, P/S hardline adapter and necessary hardware.

Note: Will not fit dry sump or supercharger-equipped applications.



GM LS Low-Mount Complete Accessory Drive System **NEW!** HLY20-162

New low-mount accessory drive system moves components lower and closer to the block for a more attractive and compact package. Kit includes alternator, power steering pump, SD7 A/C Compressor, tensioner, brackets, belt, and pulleys. Installation kit HLY21-4 is required for use with long crank pulley.



GM LS Low-Mount Drive System (Alt, P/S, no A/C), Driver's Side **NEW!** HLY20-156

New low-mount accessory drive system moves components lower and closer to the block for a more attractive and compact package. Kit includes alternator, power steering pump, tensioner, brackets, belt, and pulleys. Installation kit HLY21-4 is required for use with long crank pulley.



GUARANTEED...FOR LIFE.

X-Act Contour®

Premium Protection and Style

Perfectly matches the contours of your vehicle with indestructible strength and a soft, comfortable cushion.



WeatherBeater™

Sporty All-Weather Protection

Rugged and sporty with unbeatable carpet protection for whatever nature hurls at you.



Heavy-Duty Floor Mats

Tough & Reliable Work Horse

Heavy-Duty Floor Mats are made ultra tough to take whatever abuse you throw at them.



Cargo Liner

For The Junk In Your Trunk®

Husky Cargo Liners protect and defend your trunk and cargo areas from all kinds of abuse.



Please Call For Applications

Mud Guards

Husky FormFit™ Mud Guards are built to the maximum width for full tread coverage of single or dually factory tires.



Universal Mud Flaps

With 12 or 14-inch options, you can cover more than the full-width of your tires for better protection from mud, gravel, and debris.



Long John™ Fender Flares

Protect your ride and those around you from the rage of the road. Plus, they're easy to install, come with a lifetime guarantee, and are ridiculously affordable.



Kickback™ Mud Flaps

The offset mounting bracket positions your mud flap back, adding extra clearance to protect the world from your huge tires.





GUARANTEED...FOR LIFE.

Removable Pivoting Mud Flaps

Just slide them off when you don't want them and put them back when you do.



Long John™ Mud Flaps

The Long John one-piece universal fit mud flap provides the protection of a fender flare and flap mud flap.



Mud Grabbers™ Fender Flares

One-piece universal fit fender flares provide coverage to keep the muck off your truck. Plus, the low-profile design delivers a rugged look to complement your gargantuan tires.



Gearbox® Storage

Whether you're looking to get more organized and keep your stuff from sliding around, or you're the type that just wants an easy spot to hide all your garbage, the durable Husky Liners® GearBox® keeps you looking clean and organized.



Wheel Well Guards Exterior Protection

Husky Liners® Wheel Well Guards cover, protect and boost the appearance of your truck's wheel wells.



Please Call For Applications



The World Leader In High-Performance Engine Tuning For Computer-Controlled Vehicles

React Performance (Track – Sport – Street – Economy – Stock Modes)

Part No.	Application
Dodge	
HYT101100	2007-18 RAM 1500/2500/3500
HYT101101	2005-06 RAM 1500/2500/3500
HYT101102	2019 RAM 1500 (Gas) New Body Style
Ford/Lincoln	
HYT101300	2011-19 Explorer
	2011-19 F250-350 Super Duty
	2011-19 Edge
	2009-19 F150
	2009-19 Expedition/Navigator
Chevrolet/GMC	
HYT101401	2019 Silverado/Sierra
HYT101402	2019 1500 Truck (Legacy)
	2007-19 2500/3500 HD
	2007-19 Full-Size SUV
	2007-18 Sierra/Silverado

React Off-Road (Mud/Sand – Street – Economy - Crawl – Stock modes)

Part No.	Application
Jeep	
HYT105200	2007-19 Grand Cherokee
	2007-18 Wrangler (JK)
HYT105202	2018-19 Wrangler (JL)
	2015-19 Renegade
	2014-19 Cherokee

React Tow (Heavy Tow – Tow – Economy – Wet/Ice – Stock modes)

Part No.	Application
Dodge	
HYT102100	2007-18 RAM 1500/2500/3500
HYT102101	2005-06 RAM 1500/2500/3500
HYT102102	2019 RAM 1500 (Gas) New Body Style
Ford/Lincoln	
HYT102300	2011-19 Explorer
	2011-19 F250-350 Super Duty
	2009-19 F150
	2009-19 Expedition/Navigator
Chevrolet/GMC	
HYT102401	2019 Silverado/Sierra
HYT102402	2019 1500 Truck (Legacy)
	2007-19 2500/3500 HD
	2007-19 Full-Size SUV
	2007-18 Sierra/Silverado



React Throttle Optimizer **NEW!**

The React Throttle Optimizer from Hypertech brings an innovative new way to manage a vehicle's throttle response. Designed for easy plug-and-play installation, the React offers 3 different versions (Performance, Off-Road, and Tow), each providing fully customizable control over the throttle through 5 pre-programmed, change-on-the-fly modes with adjustable intensity, as well as a safety mode to completely bypass the React system in the event of an error.





Max Energy 2.0

Hypertech's Max Energy 2.0 Power Programmers feature a large backlit LCD screen that provides more user-friendly navigation. They can also reprogram the tire pressure monitoring threshold when installing larger-than-stock tires (application specific feature).

Model	Engine	Year	Part No.
Chevrolet			
Avalanche	5.3L	2007-2013	HYT2000
Colorado	3.6L	2015-2016	
	3.7L	2008-2012	
Silverado 1500	4.3L	2014-2018	
	4.8L	2007-2013	
	5.3L	2007-2018	
	6.0L	2007-2009	
	6.2L	2009-2018	
Silverado 2500/3500	6.0L	2007-2018	
	6.6L	2006-2016	
Suburban	5.3L	2007-2018	
	6.0L	2007-2009	
Tahoe	4.8L	2007-2009	
	5.3L	2007-2018	
Dodge			
Ram 1500/2500/3500	3.7L	2007-2010	HYT2000
	4.7L	2009-2010	
	5.7L	2007-2010	
Ford			
Expedition	3.5L	2015-2017	HYT2000
	5.4L	2005-2011	
Explorer	3.5L	2011-2018	
	4.6L	2010-2006	
F-150 Raptor, Lightning/ Harley Davidson Edition	3.5L	2011-2016	
	3.7L	2011-2014	
	2.7L	2015-2018	
	4.6L	2004-2010	
	5.0L	2011-2018	
F250-F550 Super Duty	5.4L	2004-2010	
	6.2L	2011-2014	
	5.4L	2005-2010	
	6.0L	2006-2007	
	6.2L	2011-2018	
	6.4L	2008-2010	
	6.7L	2011-2012	
	6.8L	2005-2010	

Model	Engine	Year	Part No.	
General Motors				
Canyon	3.6L	2015-2016	HYT2000	
	3.7L	2008-2012		
Sierra 1500	4.3L	2014-2018		
	4.8L	2007-2013		
	5.3L	2007-2018		
	6.0L	2007-2009		
	6.2L	2014-2018		
Sierra 2500/3500 HD	6.0L	2007-2018		
Yukon/Yukon XL HD	6.6L	2006-2016		
	4.8L	2007-2009		
	5.3L	2007-2018		
	6.0L	2007-2009		
	6.2L	2007-2018		
Jeep				
Commander	3.7L	2007-2010	HYT2000	
	4.7L	2007-2009		
	5.7L	2007-2010		
Cherokee/Grand Cherokee	3.7L	2007-2010		
	4.7L	2007-2009		
	5.7L	2007-2010		
	6.1L	2007-2010		
Liberty	3.7L	2007-2010		
Wrangler	3.6L	2012-14		HYT2200
	3.8L	2007-11		

Additional Functions (depending on the vehicle application):

- Raise the top-speed limiter to match the speed rating of high-performance tires
- Raise the engine's rpm limiter for increased performance
- Adjust individual automatic transmission shift points and shift firmness
- Recalibrate speedometer and odometer for non-stock tire sizes and/or gear ratio changes
- Lower the cooling fan on/off temperatures to match the thermostat rating
- Read and clear diagnostic trouble codes and turn off "check engine" light
- Ability to adjust settings or return to stock calibration at any time

Speedometer Calibrator

Hypertech's Speedometer Calibrator can correct the speedometer and odometer for tires up to 54 inches (depending on the application), and/or non-stock rear gear ratios. This new device is engineered for consumers that want the speedometer recalibration functions of the Max Energy Programmer without the additional expense of other tuning features.



Model	Engine	Year	Part No.
Cadillac			
Escalade	6.2L V8	2018-2017	HYT732501
		2018-2017	HYT730127
		2016-2011	HYT732501
		2010-2007	HYT732501
Chevrolet			
Avalanche	5.3L V8	2013-2011	HYT732501
		2010-2007	HYT732501
		2009-2007	HYT732501
Colorado	2.5L DOHC DI	2018-2017	HYT730127
	2.8L Duramax Turbo	2018-2017	HYT730127
	3.6L V6	2018-2017	HYT730127
Silverado 1500	3.7L L5	2016-2015	HYT732501
		2012-2008	HYT732501
		2018-2014	HYT732501
	4.8L V8	2013-2007	HYT732501
		2018-2017	HYT732501
	5.3L V8	2018-2017	HYT730127
		2016-2007	HYT732501
6.0L V8	2009-2007	HYT732501	

Model	Engine	Year	Part No.
Chevrolet Cont.			
Silverado 1500	6.2L V8	2018-2017	HYT732501
		2018-2017	HYT730127
		2016-2007	HYT732501
		2018-2017	HYT730127
Silverado 2500/3500 HD	6.0L V8	2017-2011	HYT732501
		2009-2007	HYT732501
		2018-2017	HYT730127
	6.6L Duramax LML	2016-2011	HYT732501
		2010-2006	HYT732501
Suburban	5.3L V8	2018-2017	HYT732501
		2018-2017	HYT730127
		2016-2007	HYT732501
Tahoe	4.8L V8	2009-2007	HYT732501
		2018-2017	HYT732501
	5.3L V8	2018-2017	HYT730127
		2016-2011	HYT732501
		2010-2007	HYT732501
	6.2L V8	2009	HYT732501

Notes:

- 732501 Gear support for 6-SPEED Trans Only
- 730127 Supports all tire heights and gear ratios

Speedometer Calibrator Cont.

Model	Engine	Year	Part No.
Dodge			
Dakota	3.7L V6	2010-2005	HYT752501
	4.7L V8	2010-2005	HYT752501
Durango	3.7L V6	2009-2006	HYT752501
		2005-2004	HYT752501
	4.7L V8	2009-2007	HYT752501
		2006-2005	HYT752501
	5.7L V8	2011	HYT752501
		2009-2006	HYT752501
Ram 1500/2500/3500	3.0L V6 Diesel	2018	HYT752504
		2015	HYT752503
	3.6L V6	2019-2018	HYT752504
		2017-2013	HYT752501
	3.7L V6	2012-2006	HYT752501
	4.7L V6	2012-2006	HYT752501
	5.7L V8	2019-2018	HYT752504
		2017-2006	HYT752501
	5.9L I-6	2007	HYT752503
		2006	HYT752503
	6.4L V8	2018	HYT752504
	6.7L I-6	2018	HYT752504
2017-2007		HYT752503	
Ford			
F-150	2.7L V6	2018-2015	HYT742502
		2018-2016	HYT730125
	3.3L V6	2018-2015	HYT742502
	3.5L V6 EcoBoost	2018-2016	HYT730125
		3.5L V6 N/A	2018-2015
	2014-2011		HYT742502
	2017-2016		HYT730125
	3.7L V6	2017-2015	HYT742502
		2014-2011	HYT742502
	5.0L V8	2018-2016	HYT730125
		2018-2011	HYT742502
	6.2L V8 SOHC	2016-2011	HYT742502
6.2L V8		2018-2017	HYT730125
	2014-2011	HYT742502	
6.7L V8 Diesel	2018-2017	HYT730125	


Model	Engine	Year	Part No.
GMC			
Canyon	2.5L DOHC DI	2018-2017	HYT730127
		2018-2017	HYT730127
	3.6L V6	2018-2017	HYT730127
		2016-2015	HYT732501
Sierra 1500	3.7L L5	2012-2008	HYT732501
		4.3L V6	2018-2014
	2018-2017		HYT730127
	2013-2007		HYT732501
	5.3L V8	2018-2017	HYT732501
		2016-2007	HYT732501
Sierra 2500/3500 HD	6.0L V8	2009-2007	HYT732501
		6.2L V8	2018-2017
	6.0L V8 (Gen IV)		2018-2017
		2017-2011	HYT732501
	6.6L Diesel LML	2009-2007	HYT732501
		2018-2017	HYT730127
	6.6L Duramax LMM/LBZ/LLY	2016-2011	HYT732501
		2010-2006	HYT732501
	5.3L V8	2009-2007	HYT732501
		2018-2017	HYT732501
	6.0L V8	2018-2017	HYT730127
		2016-2007	HYT732501
6.2L V8	2018-2017	HYT732501	
	2018-2017	HYT730127	
2016-2007	HYT732501		
Jeep			
Commander	3.7L V6	2010-2006	HYT752501
	4.7L V8	2009-2006	HYT752501
	5.7L V8	2010-2006	HYT752501
Cherokee/Grand Cherokee	3.7L V6	2010-2005	HYT752501
	4.7L V8	2009-2005	HYT752501
	5.7L V8	2014-2005	HYT752501
Wrangler JL	6.1L V8	2010-2006	HYT752501
	3.6L V6	2018	HYT752504
Wrangler JK	3.6L V6	2018-2012	HYT752501
	3.8L V6	2011-2007	HYT752501

HPBooks

From carburetor tuning to engine rebuilds to chassis set-up. Every book is packed full of photos and illustrations.



HPPHP36



HPPHP1559

Part No.	Description
HPPHP36	How To Rebuild Ford V8 Engines
HPPHP42	How To Rebuild Hot Rod Big Block Chevys
HPPHP89	How To Rebuild Small Block Ford Engines
HPPHP473	Holley 4150/4160 Carburetor Handbook
HPPHP511	Turbo Hydramatic 350 Transmission Handbook
HPPHP708	How To Rebuild Big Block Ford Engines
HPPHP709	Revised Metal Fabricator's Handbook
HPPHP755	How To Rebuild Big Block Chevy Engines
HPPHP1029	How To Rebuild Small Block Chevy Engines
HPPHP1052	Holley Carburetors, Manifolds and Fuel Injection
HPPHP1190	How To Rebuild Big Block Mopar Engines
HPPHP1302	Big Block Mopar Engines
HPPHP1355	Powerglide Transmission Handbook

Part No.	Description
HPPHP1400	Small Block Chevy Engine Buildups
HPPHP1405	Hot Rod Small Block Mopar Engines
HPPHP1407	Chevy LS1/LS6 Performance
HPPHP1484	Big Block Chevy Engine Buildups
HPPHP1492	Racing Engine Builder's Handbook
HPPHP1537	Engine Airflow Handbook
HPPHP1555	Rebuild And Powertune Carter/Edelbrock Carburetor
HPPHP1557	Performance Fuel Injection Systems
HPPHP1558	Ford Windsor Small Block Performance
HPPHP1559	Building The Chevy LS Engine
HPPHP1566	Chevy LS Engine Conversion Handbook
HPPHP1567	Chevy LS Engine Buildups

Dynamic Spectrum Tuner

Take over total control of a vehicle's programming. The JET Dynamic Spectrum Tuner is a powerful tuning package with the tools needed for precise performance tuning using a laptop or PC. This software will allow modification to almost every aspect of the vehicle's programming.



Stock programming from the vehicle is initially downloaded and saved to the PC with the JET interface cable that connects to the vehicle's diagnostic port. The stock programming can be reloaded at any time to return the vehicle's ECU to its original state.

DST Gas JET14005 Programming Options Include:

- Fuel parameters including power enrichment and volumetric efficiency
- Ignition tables including spark advance versus load, knock retard and more
- Transmission shift points, shift pressures, and TCC apply and release
- Diagnostic tables including fuel and air, ignition, and emissions controls
- Speed calibration tables to correct speedometer and shift points
- Idle controls, fan temperature settings, and torque management tables
- Raise or lower speed and rev limiters
- Disable factory diagnostic trouble codes

To see all of the available features please try our full demo version!

DST Gas JET14005 will program the following vehicles:

- 2004-05 Cadillac CTS-V
- 1996-00 GM Trucks and SUV with Vortec 4.3L, 5.0L, 5.7L, and 7.4L
- 1999-06 GM LS1 Trucks and SUV with 4.3L, 4.8L, 5.3L, 6.0L, and 8.1L
- 2007 Sierra/Silverado Classic with LS1 4.3L, 4.8L, 5.3L, and 6.0L

Performance Programmer

The JET Performance Programmer is the next step in performance tuning. Program the vehicle's computer to modify air/fuel ratios, ignition timing, shift points, shift firmness, speed limiter and rev limiter specs. Trouble codes can also be checked and cleared, all with the touch of a button.



Part No.	Description
JET15008	2007-18 Silverado/Sierra/Full Size SUV, 4.3L, 4.8L, 5.3L, 6.0L, 6.2L

Powr-Flo™ Throttle Body

Whether you're dealing with a worn-out throttle body that needs to be replaced, or you want to upgrade a stock unit, Powr-Flo™ throttle bodies improve air flow and throttle response. Featuring a CNC-machined aluminum housing, they are pre-calibrated for easy remove-and-replace installation.



Part No.	Year	Model	Engine
JET76100	2003-2006	Silverado 1500	4.8L, 5.3L
		Tahoe	
		Sierra 1500	
		Yukon	
JET76102	2009-2013	Suburban 1500	5.3L
		Yukon	
		Tahoe	
		Silverado 1500	
JET76108	2014-2018	Sierra 1500	5.3L
		Yukon	
		Suburban 1500	
		Tahoe	
JET76114	2014-2017	Durango	5.7L
		Ram	5.7L, 6.4L
		Grand Cherokee	5.7L
2015-2017	6.4L		
JET76113	2014-2017	Cherokee	3.6L
		Grand Cherokee	
		Wrangler	
		1500	
JET76123	2017-2018	Ford F-150	3.5L
JET76119	2015-2017	Ford F-150	3.0L
		Ford F-250, F-350	6.2L
JET76122	2017-2018	Acadia, Canyon	3.6L

Low Temp T-Stat

Increase engine longevity and improve efficiency with a JET low-temperature thermostat. A cooler running engine helps prolong engine life.



Part No.	Year	Model	Engine
JET10183	2003-2015	Ram 1500, 2500	5.7L
	2004-2007	Durango	5.7L
	2005-2007	Grand Cherokee	5.7L
	2007	Grand Cherokee	6.1L
	2010	Grand Cherokee	5.7L
	2010	Grand Cherokee	6.1L
	2013	Grand Cherokee	5.7L
JET10172	2015-18	Grand Cherokee	5.7L, 6.4L
	1997-2005	Expedition	4.6L, 5.4L
	1997-2003	F-150	4.6L, 5.4L
	2007-2008	F-150	4.6L
	2010	F-150	4.6L, 5.4L
JET10167	2014-2018	Expedition	5.4L
		Silverado 1500	5.3L
		Tahoe	
		Sierra 1500	
JET10179	2007-2013	Silverado 1500	4.8L, 5.3L
	2008-2013	Tahoe	4.8L, 5.3L
	2008-2013	Suburban	5.3L
	2008-2013	Sierra 1500	4.8L, 5.3L

Powr-Flo™ Mass Air Sensor

The Powr-Flo™ mass air sensor improves horsepower, torque, and fuel economy up to 4.5%. Sensor is also compatible with computer upgrades as well as other intake and exhaust power adders. Installs in minutes.



Part No.	Year	Model	Engine
JET69190	2004-2011	Expedition	5.4L
	2004-2010	Explorer	4.0L, 4.6L
	2005-2010	F-150	5.4L
	2005-2010	F-250	5.4L
JET69195	2011	F-150	3.5L
	2011-2014	F-150	3.7L
	2011-2014	F-150	5.0L
	2011-2013	Explorer	3.5L
	2011-2015	F-250	6.2L
	2012-2014	Expedition	5.4L
JET69125	2009-2014	Suburban 1500	5.3L
	2009-2014	Tahoe	
	2009-2013	Silverado 1500	
	2009-2013	Sierra 1500	
JET69180	2015-2016	Yukon	5.3L
		Silverado 1500	
		Colorado	
		Suburban	
		Tahoe	
JET69147	2005-2018	Tacoma	2.7L
		Tundra	4.6L, 5.7L



Xcelerator NEW!

The Jet Xcelerator is an easy-to-install performance device that modifies the signal to your electronic throttle. This allows quicker throttle response and removes the dreaded "throttle lag". Equipped with 5 throttle performance modes that the driver can select to best suit their driving style or needs. Set your throttle response from stock performance to wide open in the matter of a few clicks on your controller. In addition, there is a Valet Mode that reduces the throttle performance for the parking attendant and a Security Mode that stops the throttle from functioning at all.



Years	Make	Models	Engines	Part No.
2011-2018	Cadillac	Escalade	All	JET40101
2008-2018		Escalade ESV	All	
2008-2018		Escalade EXT	All	
2008-2013	Chevrolet	Avalanche	All	JET40101
2008-2018		Silverado 1500,2500,3500	All	
2008-2018		Suburban	All	
2008-2018		Tahoe	All	
2006-2018	Dodge	Durango	All	JET40104
2007-2018		RAM 1500,2500,3500	All	
2007-2010	Ford	Edge	All	JET40102
2011-2018		Edge	All	JET40103
2011-2018		Escape	All	JET40102
2005-2008		Expedition	All	JET40102
2011-2018		Expedition	All	JET40103
2005-2010		Explorer	All	JET40102

Years	Make	Models	Engines	Part No.
2011-2018	Ford	Explorer	All	JET40103
2007-2010		Explorer Sport Trac	All	JET40102
2008		F150	All	JET40103
2009-2018		F150	All	JET40103
2006-2010		F250,F350,F450,F550	All	JET40102
2011-2018		F250,F350,F450,F550	All	JET40102
2011-2018		Transit Connect	All	JET40103
2009-2018		Flex	All	JET40103
2011-2018		Transit 150,250,350	All	JET40103
2008-2018		Sierra 1500,2500,3500	All	JET40101
2008-2018	GMC	Yukon	All	JET40101
2012-2018	Jeep	Wrangler	All	JET40104
2015-2018		Cherokee	All	JET40104
2007-2018		Grand Cherokee	All	JET40104
2005-2018	Toyota	Tacoma	All	JET40105



Cat4ward Shorty Headers

Bolt-on replacement, stainless steel Cat4ward headers open up the exhaust for increased performance without compromising the OEM emissions equipment. Extra-thick 3/8" CNC laser-cut flanges ensure a tight seal and trouble-free performance without leaks from warping. Each kit includes gaskets and hardware for installation.



JBA1830S



JBA1832S

Year	Engine Applications	Tube Size	Stainless Steel Part No.	Silver Ceramic Part No.	Titanium Ceramic Part No.
Chevrolet/GMC/Cadillac					
Avalanche					
2002-13	4.8, 5.3, 6.0, 6.2L Without EGR	1-5/8"	JBA1850S-2	—	—
Blazer					
1992-95	5.0L, 5.7L, Without Air Injection	1-1/2"	JBA1830S	—	—
C/K Series Pickup					
1996-00	5.0L, 5.7L, Without Air Injection	1-1/2"	JBA1832S	—	—
1988-95	5.0L, 5.7L, Without Air Injection	1-1/2"	JBA1830S	—	—
Escalade/ES/EXT					
2002-13	4.8L, 5.3L, Without EGR	1-5/8"	JBA1850S-2	—	—
1998-00	5.7L, Without Air Injection	1-1/2"	JBA1832S	—	—
2017-18	6.2L DFI Without EGR	1-5/8"	JBA1850S-4	JBA1850S-4JS	JBA1850S-4JT
2015-16					
2016-18	5.3L DFI Without EGR	1-5/8"	JBA1850S-4	JBA1850S-4JS	JBA1850S-4JT
2015					
Hummer H2					
2003-06	6.0L, All	1-5/8"	JBA1850S-3	—	—
2007-13	6.0L, 6.2L, All	1-5/8"	JBA1850S-2	—	—
Silverado Pickup					
2015-17	6.0L 2500/3500	1-5/8"	JBA1850S-2	—	—
2002-13	4.8, 5.3, No EGR	1-5/8"	JBA1850S-2	—	—
2007-14	6.0, 6.2L Without EGT	1-5/8"	JBA1850S-2	—	—
2003-06	6.0L, Without EGR	1-5/8"	JBA1850S-3	—	—
2017-18	6.2L DFI	1-5/8"	JBA1850S-4	JBA1850S-4JS	JBA1850S-4JT
2014-16					
2016-18					
2016					
2014-15					

Year	Engine Applications	Tube Size	Stainless Steel Part No.	Silver Ceramic Part No.	Titanium Ceramic Part No.
Chevrolet/GMC Cont.					
Suburban					
1996-00	5.0L, 5.7L, Without Air Injection	1-1/2"	JBA1832S	—	—
1992-95	5.0L, 5.7L, Without Air Injection	1-1/2"	JBA1830S	—	—
2007-18	6.0, 6.2L Without EGR	1-5/8"	JBA1850S-2	—	—
2002-14	4.8, 5.3L Without EGR			—	—
2017-18	6.2L DFI	1-5/8"	JBA1850S-4	JBA1850S-4JS	JBA1850S-4JT
2015-16					
2016-18	5.3L DFI				
2014-15					
Tahoe/Yukon					
1996-00	5.0L, 5.7L, Without Air Injection	1-1/2"	JBA1832S	—	—
2002-14	4.8, 5.3, No EGR	1-5/8"	JBA1850S-2	—	—
2007-16	6.0L, 6.2L Without EGR	1-5/8"	JBA1850S-2	—	—
2017-18	6.2L DFI	1-5/8"	JBA1850S-4	JBA1850S-4JS	JBA1850S-4JT
2015-16					
2016-18	5.3L DFI				
2015					
Dodge					
Ram					
2009-17	5.7L HEMI	1-5/8"	JBA1961S-2	—	—
Ford					
Expedition					
1997-03	5.4L, All	1-1/2"	JBA1679S	—	—
F Series					
2004-10	5.4L 3V, F150	1-5/8"	JBA1676S	—	—
1997-03	5.4L, F150	1-1/2"	JBA1679S	—	—
2017-18	5.0L	1-3/4"	JBA1683S	JBA1683SJS	JBA1683SJT
2015-16					
2017	3.5L	1-5/8"	JBA188S	JBA188SJS	JBA188SJT
2015-16					
2011-14	3.7L				
2011-14	5.0L				
Jeep					
Wrangler/Wrangler Unlimited					
1991-99	4.0L, All	1-1/2"	JBA1526S	—	—

Performance Cat-Back Exhaust Systems

Mandrel-bent, stainless steel systems combine increased performance and durability. Comes with polished stainless steel chrome tip.



JBA40-3049

Year	Engine Applications	Exit Location	Tube Size	Part No.
Chevrolet				
Silverado Pickup				
2005-17	4.3/4.8/5.3L Reg Cab/Ext Cab/Crew Cab/Short Bed	Dual Rear Exit	3"	JBA40-3049
2001-06	6.0L/8.1L HD Extended Cab/Long Bed, 2/4WD	Dual Side Swept Exit	3"	JBA40-3030
2001-06	6.0L/8.1L HD Regular Cab/Short Bed, 2/4WD	Dual Side Swept Exit	3"	JBA40-3030
2001-06	6.0L/8.1L HD Crew Cab/Long Bed, 2/4WD	Dual Side Swept Exit	3"	JBA40-3030
2014-18	5.3L Ext Cab/Long and Short Bed / Crew Cab Short Bed	Single Side Swept Exit	3"	JBA40-3051
Tahoe/Yukon				
2015-18	5.3/6.2L DFI All	Single Side Swept Exit	3"	JBA40-3052
Dodge				
Ram				
2006-17	5.7L HEMI Quad Cab, Std Cab, 1500	Single Side Swept Exit	3"	JBA40-1535
2005-17	5.7L HEMI Quad Cab, Std Cab, 1500 W/Dual Cut-Out Bumper	Dual Rear Exit	3-2-1/2"	JBA40-1536
Ford				
Ranger				
1998-11	2.5L/3.0L/4.0L Super Cab/Short Bed	Single Side Swept Exit	2-1/2"	JBA40-2542
F Series (F150, F250, F350, Super-Duty)				
2015-18	2.7L/3.5L/5.0L	Single Side Swept Exit	3"	JBA40-2529
2011-14	3.5L/5.0L ECO Boost & 5.0L All	Single Side Swept Exit	3"	JBA40-2528

Optional Upgrade Relay Kit KCH3300

Heavy-duty 40-amp relay kit can be used with any KC wiring kit.



SlimLite Series

The 6" SlimLite features a low-profile design that fits where many other lights will not. A durable optical quality lens and polished, focused reflectors provides maximum lighting performance, all protected by a high-impact plastic stone guard. Sold in sets that include 2 SlimLites, stone guards, and pre-terminated relay harness with illuminated switch.



Pair Part No.	Beam Type/Color	Housing	Watts	Beam Candlepower
KCH124	Driving - Clear	Black	100	120,000



Quartz Halogen Bulbs

Part No.	Description
KCH2551	H3 55 Watt For All KC 55 Watt Halogen Lights
KCH2767	H3 100 Watt For All KC 100 Watt Halogen

Light Covers

Soft vinyl and hard plastic light covers add needed protection from stones and road grime. Covers are offered in a wide selection of sizes, colors, and styles, and they will also fit many other lights.

Soft Vinyl (Sold In Pairs)

Part No.	Size
KCH5100	6" Round
KCH5117	6" Round

Hard Plastic (Sold Separately)

Part No.	Size
KCH5202	6" Round



6" Daylighters

When it comes to off-road lighting, KC has illuminated the way for more winning vehicles than all other brands combined. From the famous Daylighter to the new Budget Daylighter, KC offers the most powerful and complete range of off-road and long range visibility applications. Pair packs include 2 Daylighters, switch kit, and Daylighter Happy Face style covers. Individual lights are packaged with covers only.



Part No.	Beam Type/Color	Finish	Watts	Beam Candlepower
KCH237	Quartz Halogen Bulb Pair Pack	Chrome	100	200,000

Gravity LED G4 LED Fog Lights

4" Gravity LED universal replacement fog lights are a street legal performance light system that meets SAE J583 & ECE-R19 specifications. At the heart of the Gravity LED is KC's patented Gravity Reflective Diode (GRD). The GRD LED technology combines all the benefits of LEDs such as efficiency, solid state rigidity, and digital fabric with the use of optical reflectors. The combination of LEDs and optical reflectors maximizes light output while allowing precise beam pattern shaping.



Part No.	Description
KCH493	Clear, Pair, Universal
KCH497	Clear, Pair, 2010-18 Jeep JK

Apollo Pro Series

Apollo Pro Series lights feature a super-tough Polymax housing with integrated stone guards and a flat, space-saving design. A computer-designed polished reflector is combined with and optical-quality glass lens for optimal brightness. Sold in pairs with pre-terminated relay wiring harness with waterproof connectors and switch. Available in 6" dia. 100-watt surface-mount Driving or Fog light models.



Part No.	Description
KCH151	Driving, Clear, Pair
KCH152	Fog, Clear, Pair

Gravity® LED Pro 7" Headlight Kit **NEW!** KCH42341

Designed as a direct replacement for the 2007-17 Jeep JK these headlights feature bright CREE LEDs for DOT compliant low/high beams with built-in daylight running lights. The Gravity® Pro lights combine KC's patented Gravity® Projector Optic with their Gravity® Reflective Diode to drive a more controlled beam pattern while using superior light output. Designed with a durable die-cast aluminum housing and a hard coated polycarbonate lens, these lights will withstand the toughest terrain and conditions. Sold as a pair. 2,967 high beam lumens per light.



Gravity® LED Pro 6 Lights

Powered by KC's patented Gravity® LED G6 optical inserts, these 6" 20-watt, single stud mount lights are available in three beam patterns, driving, spot and wide. Manufactured with high-output low-draw Cree LED's and adjustable ball mount base they easily mount on any flat surface. Pair packs include deluxe plug-and-play wiring harness with 30 amp LED switch.



Part No.	Description
KCH91303	Gravity® LED Pro6 Single, Driving Beam Pair Pack
KCH91301	Gravity® LED Pro6 Single, Spot Beam Pair Pack
KCH91305	Gravity® LED Pro6 Single, Wide Beam Pair Pack

Pro-Sport Gravity LED G6 Pair Pack System



Pro-Sport Gravity LED pair pack system is a performance off-road LED light in a compact impact resistant polymax housing. Comes with two 6" Pro-Sport Gravity LED lights (20W each, 40W total), switch kit, and wiring harness.

Part No.	Description
KCH643	LED Spot Beam (Focused Bright Light) Pair Pack
KCH644	LED Driving Beam (Street Legal) Pair Pack

4" Rally 400 Halogen Pair Pack System - Black



Rally 400 4" 55W Driving Light System includes two fully assembled lights, complete wiring harness with illuminated switch and two protective stone guards. This lighting system is intended to provide additional width and distance to maximize road/trail coverage and is backed by the KC 23-year warranty.

Part No.	Description
KCH490	4" Rally 400 Halogen Pair Pack System
KCH7219	4" Stone Guard (Black With White Logo)

Pillar light mount brackets for 2018-19 Jeep Wrangler JL **NEW!** KCH7318



KC's A-Pillar light mount brackets allow you to add a pair of KC HiLITES to 2018-19 Jeep Wrangler JLs. KC A-Pillar/Cowl brackets are designed to bolt to factory locations and require no modifications for installation. Sold in pairs.

C Series



KC C-Series light bars are an entry-level offering rugged enough to carry the KC HiLITES name.

Pair Pack Part No.	Description	Beam Pattern
KCH335	C20 - 20" LED Light Bar	Combo Spot / Spread
KCH336	C30 - 30" LED Light Bar	Combo Spot / Spread

KC Cyclone Series Cyclone Accessory LED Light

KC's new Cyclone LED accessory light easily provides you with extra lighting wherever you need it most.

The flat-profile, 2.2" dia. light features 12 bright LEDs and is great for use as a dome or cargo light, underhood light, rock light, emergency repair light, and more. IP68-rated housing is dust- and waterproof, and can be attached easily to most surfaces. Ready to connect to any 12V power source with included wiring harness and switch. Call for additional color and kit options.



Single Part Light Part #	Description	Beam Pattern	Lens Color
KCH1351	2" Mini Accessory Light	Flood	Diffused
KCH1352	2" Mini Accessory Light	Flood	Amber
KCH1353	2" Mini Accessory Light	Flood	Red

2018-19 Jeep JL • Flex™ Array 10" LED Light Bar Kit **NEW!** KCH281



This 10" custom-fit LED light bar is designed to mount in the factory bolt hole locations of factory bumper, using the black powder coated brackets provided, with no drilling or cutting required. The 50-watt Cree XM-L2 LED lights produce 4,875 raw lumens and are mounted in IP68 rated die-cast aluminum Flex™ housings with hard-coated polycarbonate lenses. A combo beam pattern, with perfectly angled spot and spread reflectors provides maximum forward and peripheral light distance. Kit includes wiring harness and illuminated LED switch.



Air Filter Oil And Cleaner

K&N Air Filter Oil is formulated for superior air filtration when applied to K&N filters. The cleaner and degreaser will clean K&N filter elements and is biodegradable.

Part No.	Description
KNE99-5000	Recharger Kit, Oil (Spray Can) And Cleaner
KNE99-5050	Recharger Kit, Oil (Squeeze Can) And Cleaner
KNE99-0504	Air Filter Oil, Aerosol 6 Oz.
KNE99-0516	Air Filter Oil, Aerosol 12 Oz.
KNE99-0533	Air Filter Oil, Squirt 8 oz.
KNE99-0606	Air Filter Cleaner, Squirt 12 Oz.
KNE99-0621	Air Filter Cleaner, Squirt 32 Oz.
KNE99-0635	Air Filter Cleaner 1 Gallon

Ground
Shipment
Only



Performance Gold® Oil Filter

A real winner on the street or trail. Filter media has maximum surface area and can withstand a hydrostatic burst of over 550 psi, while an anti-drainback valve eliminates dry starts. A sturdy 1" wrench nut eases removal. Please call for applications not listed.



Year	Model	Engine	Part No.
Chevrolet / GMC			
2007-10	Acadia	3.6L	KNEHP-1017
2011-13	Acadia	3.6L	KNEHP-2011
2014-18	Acadia	3.6L	KNEHP-2011
2007-11	Avalanche	5.3L, 6.0L	KNEHP-1017
2015-19	Colorado/Canyon	2.5L	KNEHP-1017
2015-16	Colorado/Canyon	3.6L	KNEPS-7003
2007-12	Colorado/Canyon	2.9L	KNEHP-1007
2007-12	Colorado/Canyon	3.7L	KNEHP-2006
2009-12	Colorado/Canyon	5.3L	KNEHP-1017
2017-19	Colorado/Canyon	3.6L	KNEPS-7027
2014-19	Sierra 1500	4.3L, 5.4L, 6.2L	KNEHP-2011
2014-19	Silverado 1500	4.3L, 5.3L, 6.2L	KNEHP-2011
2007-13	Silverado/Sierra 1500	4.8L, 5.3L, 6.0L, 6.2L	KNEHP-1017
2007-12	Silverado/Sierra 1500	4.3L	KNEHP-1001
2014-19	Sierra 2500 HD	6.0L	KNEHP-1017
2014-19	Silverado 2500 HD	6.0L	KNEHP-1017
2007-13	Silverado/Sierra 2500HD	6.0L	KNEHP-1017
2007-13	Silverado/Sierra 1500	6.6L Diesel	KNEHP-3003
2016-19	Suburban	5.3L V8	KNEHP-2011
2014-15	Suburban 1500	5.3L	KNEHP-1017
2007-13	Suburban 1500/2500	5.3L, 6.0L	KNEHP-1017
2007-13	Tahoe/Yukon	4.8L, 5.3L, 6.0L, 6.2L	KNEHP-1017
2016-19	Yukon	5.3L V8	KNEHP-2011
2014-15	Yukon	5.3L, 6.2L	KNEHP-1017
2016-19	Tahoe	5.3L, V8	KNEHP-2011
2014-15	Tahoe	5.3L, 6.2L	KNEHP-1017
2007-09	Trailblazer	4.2L	KNEHP-2006
2007-09	Trailblazer	5.3L, 6.0L	KNEHP-1017
2009-10	Traverse	3.6L	KNEHP-1017
2011-19	Traverse	3.6L	KNEHP-2011
2014-19	GMC Terrain	3.6L	KNEHP-2011
Dodge			
2005-08	Dakota	3.7L	KNEHP-2009
2009-11	Dakota	3.7L	KNEHP-2011
2005-08	Dakota	4.7L	KNEHP-2004
2008-11	Dakota	4.7L	KNEHP-2010
2005-08	Durango	3.7L	KNEHP-2009
2009	Durango	3.7L	KNEHP-2011

Year	Model	Engine	Part No.
Dodge (Cont.)			
2005-07	Durango	4.7L, 5.7L	KNEHP-2004
2008-15	Durango	4.7L, 5.7L	KNEHP-2010
2016-18	Durango	5.7L	KNEHP-1017
2005-07	Magnum	2.7L, 3.5L, 5.7L	KNEHP-2004
2008	Magnum	2.7L, 3.5L, 5.7L	KNEHP-2010
2005-08	Ram 1500	3.7L	KNEHP-2009
2009-12	Ram 1500	3.7L	KNEHP-2011
2005-07	Ram 1500	4.7L, 5.7L	KNEHP-2004
2008-12	Ram 1500	4.7L, 5.7L	KNEHP-2010
2013-19	Ram 1500	5.7L, 6.4L	KNEHP-1017
2005-07	Ram 2500	5.7L	KNEHP-2004
2008-12	Ram 2500	5.7L	KNEHP-2010
2013-19	Ram 2500	5.7L, 6.4L	KNEHP-1017
2005-18	Ram 2500	5.9L, 6.7L Diesel	KNEHP-4003
Ford			
2010-18	Edge	3.5L V6	KNEHP-2011
2015-18	Edge	3.5L	KNEHP-2011
2015-18	Expedition	3.5L	KNEHP-2011
2005-15	Expedition	5.4L	KNEHP-2010
2005-11	Explorer	4.0L, 4.6L	KNEHP-2010
2011-12	Explorer	2.0L	KNEHP-1002
2011-18	Explorer	3.5L	KNEHP-2011
2013-18	Escape	2.5L	KNEHP-1002
2005-08	F150	4.2L	KNEHP-2009
2005-12	F150	4.6L, 22mm Thread	KNEHP-2010
2005-09	F150	4.6L, 3/4" Thread	KNEHP-2009
2011-18	F150	3.5L, 3.7L, 5.0L	KNEHP-2011
2011-17	F150	6.2L	KNEHP-2010
2010-16	F150 Raptor	6.2L	KNEHP-2010
2017-18	F150 Raptor	3.5L	KNEHP-2011
2005-16	F250	5.4L	KNEHP-2010
2005-19	F250	6.2L, 6.8L	KNEHP-2010
2017-19	F250 Super Duty	6.7L	KNEHP-4005
2013-19	Flex	3.5L	KNEHP-2011
2005-08	Ranger	3.0L, Gas	KNEHP-2009
2005-11	Ranger	4.0L	KNEHP-2010
Jeep			
Wrangler JL	2018-19	3.6L	KNEPS-7026

Intake Systems Kits See pages 109-111 for applications

Part number prefixes 57 and 63 indicate black HDPE tube, prefix 77 indicates aluminum tube and prefix 71 indicates Blackhawk Induction.

Aircharger® Performance Kits KNE63-XXXX

Aircharger off-road and racing performance kits are less restrictive and provide quicker throttle response and more power throughout the RPM range. The screen and fabric combination creates a grid-like effect which straightens and smooths incoming air. Not legal or use on pollution controlled vehicles. The 63 Series is legal in all states, except California.



Fuel Injection Performance Kits

KNE57-XXXX

The most horsepower available from a kit, all are 50-state legal, include heat shields, and feature specially engineered HDPE tubes designed to speed air flow into the engine.



Metal Intake Kits KNE77-XXXX

New style metal intake kits look great and include heat shields for increases in horsepower almost as great as from the 57 Series.

Models	Year	Engine	Aircharger / FIPK Part No.	Metal Intake Part No.
Cadillac				
Escalade	2002-04	5.3L, 6.0L	KNE57-3023-1 ¹	—
Escalade	2005-06	5.3L, 6.0L	KNE57-3050	—
Escalade	2007-08	6.2L	KNE57-3058	KNE77-3058KP
Escalade	2009-14	6.2L, V8	KNE57-3070	—
Escalade	2015-19	6.2L	KNE63-3082	KNE77-3082KP
Chevrolet				
Avalanche 1500	2007-08	5.3L, 6.0L	KNE57-3058	KNE77-3058KP
Avalanche	2009-13	5.3L, 5.8L, 6.0L, V8	KNE57-3070	KNE77-3070KP
Blazer	1996-05	4.3L	KNE57-3017-2 ²	—
Colorado	2015-16	3.6L	KNE63-3088	—
Colorado	2017-19	3.6L	KNE63-3104	—
C/K1500	1996-99	5.7L	KNE57-3013-2 ²	—
Silverado 1500	1999-04	4.8L, 5.3L	KNE57-3021-1 ¹	KNE77-3021KP
Silverado 1500	2005	5.3L	KNE57-3050	—
Silverado 1500 Classic	2006-07	4.8L, 5.3L	KNE57-3050	—
Silverado 1500	2007-08	4.8L, 5.3L, 6.0L	KNE57-3058	KNE77-3058KP
Silverado 1500	2009-13	4.8L, 5.3L, 6.2L	KNE57-3070	KNE77-3070KP
Silverado 1500	2014-19	5.3L, 6.2L	KNE63-3082	KNE77-3082KP
Silverado 2500	1999-04	6.0L	KNE57-3023-1 ¹	—
Silverado 2500 HD	2001-04	6.0L	KNE57-3031-1 ¹	—
Silverado 2500 HD	2001-05	6.0L	KNE57-3031-1 ¹	—
Silverado 2500 HD	2006-08	6.0L	KNE57-3067	—
Silverado 2500 HD	2001-03	6.6L, Diesel	KNE57-3034	—
Silverado 2500 HD	2004	6.6L, Diesel	KNE57-3034	—
Silverado 2500 HD	2004	6.6L, Diesel	KNE57-3047	—
Silverado 2500 HD	2005	6.6L, Diesel	KNE57-3047	—
Silverado 2500 HD	2005	6.6L, Diesel	KNE57-3057	—
Silverado 2500 HD	2006	6.6L, Diesel	KNE57-3057	—
Silverado 2500 HD	2007-10	6.6L, Diesel	KNE57-3066	—
Silverado 2500 HD Classic	2007	6.6L, Diesel	KNE57-3057	—
Silverado 2500HD	2011-14	6.6L Diesel	KNE57-3077	—
Silverado 2500HD	2015-16	6.6L Diesel	KNE63-3087	KNE77-3087KP
Silverado 2500HD	2017-19	6.6L Diesel	KNE63-3101	—
Silverado SS	2005-07	6.0L	KNE57-3050	—
Suburban	1996-99	5.7L	KNE57-3013-2 ²	—
Suburban 1500	2000-04	5.3L	KNE57-3023 ¹	—
Suburban 1500	2005	5.3L	KNE57-3050	—
Suburban 1500	2006	5.3L	KNE57-3050	—
Suburban 1500	2007-08	4.8L, 5.3L, 6.0L	KNE57-3058	—
Suburban 1500	2009-14	5.3L, V8	KNE57-3070	KNE77-3070KP
Suburban	2015-19	5.3L	KNE63-3082	KNE77-3082KP
Tahoe	1996-00	5.7L	KNE57-3013-2 ²	—
Tahoe	2000-04	5.3L	KNE57-3023 ¹	—
Tahoe	2006	5.3L	KNE57-3050	—
Tahoe	2007-08	4.8L, 5.3L	—	KNE77-3058KP
Tahoe	2009-14	4.8L, 5.3L, 6.2L	KNE57-3070	KNE77-3070KP
Tahoe	2015-19	5.3L	KNE63-3082	KNE77-3082KP
TrailBlazer	2002-05	4.2L	—	KNE77-3036KP
TrailBlazer	2006-08	6.0L	KNE57-3061	—
Dodge				
Dakota	2007-10	4.7L	KNE57-1546	—
Dakota	2005-08	4.7L	KNE57-1546	—
Durango	2011-17	5.7L	KNE63-1563	—
Ram 1500	2003-04	5.7L	KNE57-1533	KNE77-1533KP
Ram 1500, 2500	2009-19	5.7L	KNE63-1561	KNE77-1561KP
Ram 1500, 2500	2005-08	5.7L	KNE57-1533	KNE77-1533KP
Ram 2500	2013-19	6.7L	KNE63-1568	—
Ram 2500	2003-08	5.7L	KNE57-1533	KNE77-1533KP
Ram 2500	2011-19	5.7L	KNE63-1561	—
Ram 2500	2014-18	6.4L	—	KNE77-1568KTK
Ram 2500, 3500	2003-07	5.9L, Diesel	KNE57-1532	—
Ram 2500, 3500	2006-07	5.9L, Diesel	KNE57-1532	—



Footnotes:

- 1 - Street legal in 50 states.
- 2 - Street legal in most states, not legal for use on emissions controlled vehicles in the state of California.
- 3 - LB7 Only.
- 4 - LLY Only.
- 5 - With Panel filter.
- 6 - With Round filter.

Intake Systems - Cont.

Part number prefixes 57 and 63 indicate black HDPE tube, prefix 77 indicates aluminum tube.

Models	Year	Engine	Aircharger / FIPK Part No.	Metal Intake Part No.
Ford				
Excursion	2000-03	7.3L Diesel	KNE57-2530	—
Expedition	1997-02	4.6L, 5.4L	KNE57-2541	—
Expedition	1997-04	4.6L	KNE57-2541	—
Expedition	1997-04	5.4L	KNE57-2541	—
Expedition	2005	5.4L	KNE57-2556	—
Expedition	2007-14	5.4L	KNE57-2575	—
Expedition	2017-18	3.5L	KNE63-2599	—
Explorer	2011-18	3.5L	—	KNE77-2575KS
F150	1997-03	4.6L, 5.4L	KNE57-2541	—
F150	2006	4.6L	—	—
F150	2007-08	4.6L, V8	—	—
F150	2009-10	4.6L, V8	KNE57-2580	—
F150	2004-05	5.4L	KNE57-2556	—
F150	2006-08	5.4L	KNE57-2556	—
F150	2009-10	5.4L	KNE57-2575	—
F150	2011-14	5.0L, V8	KNE57-2581	—
F150	2011-14	3.5L	KNE57-2583	—
F150	2015-18	5.0L	KNE63-2591	KNE77-2591KP
F150	2015-16	3.5L	KNE63-2592	—
F150	2017-18	3.5L	KNE63-2599	—
F150	2015-18	2.7L	KNE63-2593	—
F150 SVT Raptor	2010-15	6.2L, V8	—	KNE77-2579KTK
F150 SVT Raptor	2017-18	3.5L	KNE63-2599	—
F150 Heritage	2004	4.6L	KNE57-2541	—
F250 Super Duty	1999-04	5.4L	KNE57-2525-2	—
F250 Super Duty	2017-19	6.7L	KNE63-2597	—
F250 Super Duty	2017-19	6.2L	—	KNE77-2588KTK
F250/350	2011-15	6.2L	—	KNE77-2582KTK
F250, 350 SD	2000-03	7.3L, Diesel	KNE57-2530	—
F250, 350 SD	1999-04	6.8L V10	—	—
F250, F350 Super Duty	2008-10	6.4L, Diesel	KNE57-2576	—
Flex	2013-19	3.5L	—	KNE77-2576KTK
GMC				
Canyon	2015-16	3.6L V6 F/1 All	KNE63-3088	—
Canyon	2017-19	3.6L	KNE63-3104	—
C1500 Suburban	1996-99	5.7L	KNE57-3013-2	—
Jimmy	1996-01	4.3L	KNE57-3017-2	—
Sierra 1500	1999-04	4.8L, 5.3L	KNE57-3021-1	KNE77-3021KP
Sierra 1500	2007-08	4.8L, 5.3L, 6.0L	KNE57-3058	KNE77-3058KP
Sierra 1500	2009-13	4.8L, 5.3L, 6.2L	KNE63-3070	KNE77-3070KP
Sierra 1500	2014-19	5.3L, 6.2L	KNE63-3082	KNE77-3082KP
Sierra 1500 Classic	2006-07	5.3L	KNE57-3050	—
Sierra 2500 HD	2001-06	6.0L	KNE57-3031-1	—
Sierra 2500 HD	2001-03	6.6L, Diesel	KNE57-3034	—
Sierra 2500 HD Classic	2007	6.6L, Diesel	KNE57-3057	—
Sierra 2500 HD	2007	6.0L	KNE57-3031-1	—
Sierra 2500 HD	2007-08	6.0L	KNE57-3067	—
Sierra 2500 HD	2008-10	6.6L, V8, Diesel	KNE57-3066	—
Sierra 2500 HD	2011-14	6.6L	KNE63-3082	—
Sierra 2500 HD	2015-16	6.6L	KNE63-3087	—
Sierra 2500 HD	2011-14	6.6L	KNE63-3082	KNE77-3101KP
Sierra 2500 HD	2017-19	6.6L	KNE63-3101	—
Yukon	2015-17	6.2L	KNE63-3082	—
Yukon	2005-06	5.3L	KNE57-3050	—
Yukon	2007-08	4.8L, 5.3L, 6.2L	KNE57-3058	—
Yukon	2009-14	4.8L, 5.3L	KNE57-3070	KNE77-3070KP
Yukon	2015-19	5.3L, 6.2L	KNE63-3082	KNE77-3082KP
Yukon Denali	2005	6.0L	KNE57-3050	—
Yukon Denali	2006	6.0L	KNE57-3050	—
Yukon Denali	2009-14	6.2L	KNE57-3070	KNE77-3070KP
Yukon Denali	2015-19	6.2L	KNE63-3082	—
Yukon Denali, XL	2007-08	6.2L	KNE57-3058	KNE77-3058KP
Yukon Denali XL	2009-14	6.2L	KNE63-3070	KNE77-3070KP
Yukon XL 1500	2000-04	5.3L	KNE57-3023-1	—
Yukon XL 1500	2007-08	5.3L, 6.0L	KNE57-3058	KNE77-3058KP
Yukon XL 1500	2009-14	5.3L	KNE63-3070	KNE77-3070KP
Jeep				
Compass	2012-17	2.0L, 2.4L	KNE63-1567	—
Cherokee	1996-01	4.0L	KNE57-1518	—
Cherokee	2014-18	3.2L	KNE63-1569	—
Commander	2008-10	5.7L, V8	KNE57-1549	—
Grand Cherokee	2005-07	5.7L	KNE57-1549	—
Grand Cherokee	2008-10	5.7L, V8	KNE57-1549	—
Grand Cherokee	2011-16	5.7L	KNE63-1563	—
Wrangler	1997-06	4.0L	KNE57-1514-1	—
Wrangler	2007-11	3.8L	KNE57-1553	—
Wrangler JK	2012-18	3.6L	KNE63-1566	—
Wrangler JL	2018-19	3.6L	KNE63-1576	KNE77-1576KP
Patriot	2011-17	2.0L, 2.4L	KNE63-1567	—



Footnotes:

- 1 - Street legal in 50 states.
- 2 - Street legal in most states, not legal for use on emissions controlled vehicles in the state of California.

OE Replacement Air Filters

K&N replacement air filters fit exactly like the factory filter, K&N washable filters are designed to last a lifetime.

Model	Year	Engine	Note	Part No.
Cadillac				
Escalade	2002-18	6.0L, 6.2L	—	KNE33-2135
Chevrolet				
Avalanche	2002-13	5.3L	—	KNE33-2129
	2001-09	6.0L, 8.1L	—	KNE33-2135
Colorado	2017-19	2.5L, 2.8L	—	KNE33-5030
	2015-19	3.6L	—	KNE33-5030
	2007	2.9L, 3.7L	—	KNEE0773
	2004-06	2.8L, 3.5L	—	KNEE0773
Silverado 1500 Classic	1999-07	4.3L, 4.8L, 5.3L	—	KNE33-2129
Silverado 1500	2008-13	4.3L, 4.8L, 5.3L	—	KNE33-2129
Silverado 1500 HD/2500HD	2001-16	6.0L	—	KNE33-2135
	2014-18	4.3L, 5.3L	—	KNE33-2129
Silverado 1500	2014-18	6.2L	—	KNE33-2135
	2019	5.3L/6.2L	—	KNE33-5083
Silverado	2007-18	6.0L	—	KNE33-2135
	2001-03	6.6L, Diesel	—	KNE33-2135
Silverado 2500 HD/3500	2004	6.6L, Diesel	3	KNE33-2135
	2004	6.6L, Diesel	4	KNE33-2135
	2005	6.6L, Diesel	6	KNEE0781
	2005	6.6L, Diesel	5	KNE33-2135
Silverado 2500 HD Classic	2006-10	6.6L, Diesel	—	KNEE0781
Silverado 2500 HD	2011-16	6.6L	—	KNE33-2466
	2017-19	6.6L	—	KNE33-5065
Silverado 2500 HD/3500	2001-19	6.0L, 6.2L, 8.1L	—	KNE33-2135
Suburban 1500	2000-19	5.3L	—	KNE33-2129
Suburban	2000-13	6.0L, 8.1L	—	KNE33-2135
	2000-19	4.8L, 5.3L	—	KNE33-2129
Tahoe	2008-14	6.0L	—	KNE33-2135
	2018-19	6.2L	—	KNE33-2135
Transverse	2018-19	2.0L/3.6L	—	KNE33-5056
	2009-12	3.6L	—	KNE33-2394
Dodge				
Durango	2011-19	3.6L, V6	—	KNE33-2457
	2011-18	5.7L, 6.4L	—	KNE33-2457
Ram 1500 Pickup	2002-18	3.0L, 3.6L, 3.7L, 4.7L	—	KNE33-2247
	2019	3.6L, 5.7L	—	KNE33-2247
	2002-03	5.9L	—	KNE33-2247
Ram 2500 Pickup	2003-18	6.4L	—	KNE33-2247
	2013-18	6.7L, Diesel	—	KNE33-5005
GMC				
Acadia	2017-19	3.6L	—	KNE33-5056
	2017-19	2.5L	—	KNE33-5056
Canyon	2015-19	3.6L	—	KNE33-5030
	2017-19	2.5L, 2.8L	—	KNE33-5030
	2011	5.3L, V8	—	KNE33-2408
	2008-12	2.9L, 3.7L	—	KNE33-2408
Envoy	2004-07	2.8L, 2.9L, 3.5L, 3.7L	—	KNEE0773
	2002-09	4.2L, 5.3L	—	KNEE1009
Sierra 1500 Classic	1999-07	4.3L, 4.8L, 5.3L	—	KNE33-2129
	2007-13	4.3L, 4.8L, 5.3L	—	KNE33-2129
Sierra 1500	2014-18	4.3L, 5.3L	—	KNE33-2129
	2007-18	6.0L	—	KNE33-2135
	2009-18	6.2L	—	KNE33-2135
Sierra 2500HD	2019	5.3L/6.2L	—	KNE33-5083
	2001-19	6.0L, 8.1L	—	KNE33-2135
	2006-10	6.6L, Diesel	—	KNEE0781
	2011-16	6.6L, V8 Diesel	—	KNE33-2466
Yukon	2017-19	6.6L	—	KNE33-5065
	2001-19	4.8L, 5.3L	—	KNE33-2129
Yukon	2008-13	6.0L, V8	—	KNE33-2135
	2018-19	6.2L	—	KNE33-2135
Yukon/Denali, XL	2001-13	6.0L	—	KNE33-2135
	2007-19	6.2L	—	KNE33-2135
Yukon XL 1500	2000-19	5.3L	—	KNE33-2129

Model	Year	Engine	Part No.
Ford			
Edge	2010-14	3.5L, V6	KNE33-2395
	2011-14	3.7L, V6	KNE33-2395
	2015-19	3.5L, 2.7L, 2.0L	KNE33-5000
Escape	2001-08	2.3L, 3.0L	KNE33-2187
Excursion	2000-03	7.3L, Diesel	KNE33-2248
	2015-19	3.5L	KNE33-2385
Expedition	2005-06	5.4L	KNE33-2287
	2007-14	5.4L	KNE33-2385
	2011-18	2.3L, 3.5L, V6	KNE33-2395
Explorer	2011-19	2.7L, 3.5L, 3.7L, 5.0L, 6.2L	KNE33-2385
	2017-19	3.5L	KNE33-2385
F150 Raptor	2011-14	6.2L, V8	KNE33-2385
	2009-10	4.6L, 5.4L	KNE33-2385
F150	2004-08	5.4L	KNE33-2287
	1997-08	4.6L	KNEE0945
	1997-03	5.4L	KNEE0945
F250 Super Duty	2011-16	6.2L, 6.8L V8	KNE33-2385
	2011-16	6.7L	KNE33-5010
F250	2008-10	5.4L, 6.8L	KNE33-2385
	2008-10	6.4L	KNEE0785
F250 Super Duty	2005-07	5.4L	KNE33-2287
	2017-19	6.7L Diesel	KNEE-0644
	2017-19	6.2L	KNEE-0644
	2005-07	5.4L	KNE33-2287
Ranger	1998-11	3.0L, 4.0L	KNE33-2106-1
Hummer			
H3	2006-07	3.5L, 3.7L	KNEE0773
	2008-10	3.5L, 3.7L, 5.3L	KNE33-2408
Jeep			
Commander	2006-10	3.7L, 4.7L, 5.7L, 6.1L	KNE33-2233
Compass	2011-17	2.0L, 2.1L, 2.4L	KNEE1988
	2007	3.0L, Diesel	KNE33-2233
	2005-10	3.7L, 4.7L, 5.7L, 6.1L	KNE33-2233
Grand Cherokee	2011-18	3.6L, 5.7L, 6.4L	KNE33-2457
	2018-19	6.2L	KNE33-5077
	2002-07	2.8L, 3.7L	KNE33-2233
Liberty	2008-12	3.7L	KNE33-2363
	2011-17	2.0L, 2.1L, 2.4L	KNEE1988
Patriot	1998-06	4.0L	KNE33-2114
Wrangler	2018-19	3.6L	KNE33-5076
Wrangler JL	2018-19	3.6L	KNE33-5076
Toyota			
4-Runner	2003-09	4.0L	KNE33-2281
FJ Cruiser	2007-09	4.0L	KNE33-2281
Toyota Tacoma	2014-16	3.5L	KNE33-5017
	2005-15	4.0L	KNE33-2281
Tacoma	2016-19	3.5L	KNE33-5017
	2014-19	5.7L, 4.6L, 3.5L	KNE33-5017
Tundra	2011-13	4.0L	KNE33-2387
	2005-10	4.0L	KNE33-2281
	2007-13	4.0L, 4.6L, 4.7L, 5.7L	KNE33-2387



KNE33-2129



KNE33-2135

Footnotes: 3 - LB7 Only 4 - LLY Only 5 - With panel filter 6 - With round filter

Gas-A-Just Truck and Van Series Shock

Depend on Gas-a-Just Shocks for unsurpassed road control. Specially engineered for trucks, vans, and 4x4's, KYB Gas-a-Just Shocks are the best selling monotube shocks in America. Monotube design and high-pressure N2 gas prevent performance fade by eliminating aeration and foaming, a problem common to other shocks when air mixes with fluid. Gas-a-Just shocks are ideal for use with radial or bias-ply tires on most U.S. made and import light trucks, vans, 4x4's, and off-road vehicles.

Call for applications.





Custom Street Headers

Kook's Custom Headers use only the best 304 stainless steel, 16 or 18-gauge mandrel-bent tubing. Headers feature 3/8" thick stainless steel flanges, stainless steel O2 bungs, and are TIG-welded with stainless wire. All headers come with a natural metal finish and a lifetime warranty for the original owner.

Part No.	Description
Stainless Long Tube Headers	
KOK34002400	2006-10 Jeep Cherokee SRT-8 6.1L Hemi, 1-7/8" x 3" Long Tube Headers
KOK28502200	1999-13 GM Full-Size Trucks and SUV All 4.8/5.3/6.0/6.2L, 1-3/4" x 3" Long Tube Headers
KOK28602202	2015 GM 1500 Series Truck 5.3L/6.2L, 13-3/4" Stainless Steel Long Tube Header
KOK28602402	2015 GM 1500 Series Truck 5.3L/6.2L, 17-7/8" Stainless Steel Long Tube Header

Stainless Steel Y Catted Pipes

Made of 304 stainless steel, midpipes improve horsepower and torque with unrestricted exhaust flow. For use with Kook's long-tube headers.

Part No.	Description
KOK28603200	2014-18 GM 1500 Series 5.3L V8, 3" x OEM Y-Pipe, Catted
KOK28623200	2019 GM 1500 Series Truck 5.3L, 3" x OEM Outlet Catted Steel Y Pipe. Must be used with Kooks Headers
KOK28624150	2019 GM 1500 Series Truck 5.3L, Double Cab w/Standard Box & Crew Cab w/ Short Box, OEM x 3" Stainless Steel Catback Dual Rear Bumper Exit Uses OEM In-Bumper Tips



Quick Paint Cleaning System Kit

LIQ10201

A unique, easy-to-use 3-step system that effortlessly cleans paint, glass, and chrome. Easily removes dull oxidized paint, water spots, tree sap, bugs, and other contaminants leaving behind perfectly clean, smooth paint. Better than clay bars. Kit contains Quick Paint cleaning bar, Quick detailer and spray wax, and microfiber cloth.



Wheel Cleaner

LIQ10202

Manufactured with a non-acid formula that is tough on dirt but gentle on wheels. When used as directed, Liquid Glow Wheel Cleaner busts through brake dust and rinses away clean, leaving wheels sparkling clean. Safe for all wheel types including painted, clear coated, powder coated, steel, modular, or chrome 22-oz. spray bottle. Sold each.



Car Wash With Carnauba Wax

LIQ10302

This liquid car soap is extremely gentle on a vehicle's paint, yet tough on dirt and grime. Ordinary soap can strip away wax and actually harm the paint surface. Liquid Glow Car Wash with Carnauba Wax is designed just for vehicles, with a pH balanced formula that is biodegradable and a high suds formula that suspends dirt away from the paint. Not only is this soap gentle and cleansing, it also contains genuine carnauba wax to replenish the vehicle's existing coat of wax. 64-oz. bottle. Sold each



Glazing Polish

LIQ20101

Liquid Glow Glazing Polish combines both glaze and polish into one easy-to-use product. This car polish is also a swirl-removing glaze that is safe for all vehicles, non-abrasive, and won't harm paint. Designed to be easy to use for the non-professional, but with results that would make any pro detailer happy. Liquid Glow Glazing Polish will give your paint a deep, liquid glow and mirror-like depth that makes it look better than it did brand new. 16-oz. squeeze bottle.



Sealant Wax

LIQ30101

Sealant Wax combines the best qualities of both carnauba wax and a synthetic polymer sealant. This combination produces the long-lasting durability and hard shine of synthetic polymer sealant with the amazing depth and glow of genuine carnauba wax. 16-oz. squeeze bottle. Sold each. Made in USA.



Quick Detailer And Spray Wax With Genuine Carnauba

LIQ30202

Quick Detailer is the fastest and easiest way to clean paint while waxing it too. Manufactured with a premium-grade Brazilian carnauba wax that provides a deep, rich wet looking shine. Can even be applied in direct sunlight without any fear of streaking or hazing. 22-oz. spray bottle. Sold each. Made in USA.



Interior Cleaner and Protectant

LIQ60101

This solvent-free interior cleaner is safe to use on leather, plastic, rubber, and vinyl. In addition to its excellent cleaning properties, it also restores natural color and luster to all interior surfaces. The dry, satin finish protects against UV rays while repelling dust and dirt. 16-oz. spray bottle. Sold each. Made in USA.





Flexible Transmission Dipsticks

Transmission dipsticks are available for all popular transmissions, in firewall or transmission-mount styles. Dipstick assemblies do not have locking feature. Call for other applications.

Part No.	Description
LOKTD34L80FM	GM 4L80E, Firewall Mount
LOKTD34L60EFM	GM 4L60E, Firewall Mount
LOKTD34L60ETM	GM 4L60E, Trans. Mount



LOKTD3727FM

Anchor-Tight™ Locking Flexible Engine Dipsticks

Locking mechanism eliminates expulsion of dipstick handle under pressure. Features a PTFE-lined stainless braided outer housing and an easy-to-read flexible inner dipstick. Choose from bright or black finish.

Engine	Year	Style	Brite Part No.	Black Part No.
Ford 4.6 Modular, 2 Valve	1994 & Later	Push into Block Driver's Side	LOK1220134	LOK1220137
Universal	N/A	1/4" NPT Pan Fitting Gauge to Fit -12" Housing Length; Extra Long Inner Rod	LOK1220174	LOK1220177



Flexible Engine Dipsticks


Engine dipsticks cover all Chevy, Ford, and Mopar applications. Stainless steel bright finish. Call for other applications.

Part No.	Description
LOKED5014	4.6 Modular Ford, 2 Valve, 1994 & Later/Push Into Block Drivers Side.
LOKED5015	Chrysler 5.7L & 6.1L Hemi Rear Sump Pan (Truck), Push Into Block Passenger Side.
LOKED-5019	LS Series, 1999 & Later Truck



Billet Aluminum Dipsticks

Replacement dipsticks feature billet aluminum handles and an easy-to-read flexible inner dipstick that can be cut-to-fit your specific application. Fitting installs directly the factory dipstick tube, and combines great looks with quick and accurate oil measurements. Available in either hi-tech aluminum or black finish. GM LS series and Ford Coyote engines. Made in USA.



Part No.	Description
LOKED-5000LS1	GM LS Series Engine, Hi-Tech Finish
LOKXED-5000LS1	GM LS Series Engine, Black Finish



Throttle Cables

Stainless steel and universal black housings have specially extruded liners for extended cable life. Aluminum fittings and ferrules eliminate fraying.

Part No.	Description
LOKTC1000LS1	LS1 Throttle Cable, Stainless Housing
LOKTC-1000MOD	Ford 4.6L/5.4L

Billet Aluminum Direct Fit Jeep Pedal Assemblies NEW!

These billet aluminum pedal pads are designed to fit the original steel brake, clutch, and gas arm with no drilling required. Available with rubber insert for extra comfort and grip. Sold individually. Made in USA.

Part No.	Description
LOKBAG-6174	1946-2010 Jeep, Wrangler, CJ, YJ, TJ, XJ Unlimited, Scrambler & Cherokee Curved Clutch & Brake Pad w/Rubber.



Throttle Brackets And Springs

Part No.	Description
LOKTCB40LS1	LS1 Throttle Cable, Single Stud
LOKTCB40LS12	LS1 Throttle Cable And Cruise Control Bracket, Double Stud



Trailer Hitch Pad LON52-65885

Save your shins! Hitch pad uses a dense weather-resistant foam for improved durability and protection. Pad doesn't interfere with normal trailer use and fits most hitches with no modifications (others may require slight modification). Secures in place with included wire ties.





Synthetic Oils

A formulation of top-quality synthetic bases and exclusive, high-performance additives delivers extra protection, reduced drag, better fuel mileage, and more horsepower for street or racing use.

Description	1 Qt. Bottle Part No.	(6) 1 Qt. Bottles Part No.
0W-30	LUC10179	LUC10179-6
5W-20*	LUC10082	LUC10082-6
5W-30*	LUC10049	LUC10049-6
10W-30*	LUC10050	LUC10050-6
20W-50	LUC10054	LUC10054-6

* API-certified



Petroleum Motor Oils

Lucas Petroleum Motor Oils are formulated with the highest quality paraffinic base stocks and an exclusive high-performance additive system including lubrication and anti-seize agents. They come in many SAE grades and meet or exceed current API specifications. These motor oils have excellent cold temperature properties and are compatible with both conventional and synthetic engine oils.

Description	1 Qt. Bottle Part No.	(6) 1 Qt. Bottles Part No.
5W-20	LUC10516	LUC10516-6
5W-30	LUC10474	LUC10474-6
10W-30	LUC10276	LUC10276-6
10W-40	—	LUC10275-6



Octane Booster

A genuine performance enhancer that eliminates spark knock and dieseling. Suitable for fuel-injected, carbureted, throttle body, rotary, or turbocharged engines. Equally safe for oxygen sensors or catalytic converters. One bottle treats up to 25 gallons of fuel.

(1) 5.25 Oz. Bottle Part No.	(12) 5.25 Oz. Bottles Part No.
LUC10026	LUC10026-12



Engine Oil Stop Leak

Lucas Engine Oil Stop Leak is a unique formulation of Lucas additives and base stocks designed to stop leaks in engines. It is also an exceptional additive for worn and older engines, reducing engine noise and oil consumption while raising oil pressure. It contains no harmful solvents and can actually extend engine oil life by 50% or more.

1 Qt. Bottle Part No.	(12) 1 Qt. Bottle Part No.
LUC10278	LUC10278-12



Heavy-Duty Oil Stabilizer

Formulated to eliminate dry starts, resist thermal breakdown and reduce smoke, leaks, knocks, and blow-by. May also be used in transmissions, differentials, and transfer cases to reduce heat and noise.

1 Qt. Bottle Part No.	1 Gallon Container Part No.	(12) 1 Qt. Bottle Part No.	(4) 1 Gallon Part No.
LUC10001	LUC10002	LUC10001-12	LUC10002-4



Deep Clean GDI

A concentrated solvent and fuel detergent blend that cleans air intake runners, ports, and valves, removing up to half of all deposits after one use. Suitable for direct injection or port fuel injection applications, product reduces carbon build-up, restoring lost horsepower and torque. Sold in 11-oz. can or in cases.

Part No.	Description
LUC11096	11-oz. Can
LUC11096-12	Case Of 12/11-oz. Cans



Upper Cylinder Lubricant

Formulated for gas, diesel, or LPG engines, special additive cleans and lubricates the entire fuel system using a high detergent action.

(1) 5.25 Oz. Bottle Part No.	(12) 5.25 Oz. Bottles Part No.
LUC10020	LUC10020-24



Power Steering Fluid

Lucas Power Steering Fluid is a general purpose product. It is formulated with special base oils and additives that add lubricity to help stop wear and improve performance. It contains mild seal swell agents that condition o-rings and seals to help prevent small leaks. Maintains smooth power steering operation and helps stop pump squealing. Lucas Power Steering Fluid contains supplemental oxidation and foam inhibitors to help extend fluid life.

12 Oz. Bottle Part No.	(12) 12 Oz. Case Part No.	1 Qt. Bottle Part No.	(12) 1Qt. Case Part No.
LUC10823	LUC10823-12	LUC10824	LUC10824-12



Power Steering Stop Leak

Put an end to leaks and add new life to old rack and pinion units. Compatible with all power steering fluids. 12-oz. bottle.

12 Oz. Bottle Part No.	(12) 12 Oz. Case Part No.	1 Qt. Bottle Part No.	(12) 1 Qt. Bottle Part No.
LUC10008	LUC10008-12	LUC10011	LUC10011-12



Penetrating Oil

Product loosens rusted-on nuts and bolts, offering lubrication and easing removal. Fortified with corrosion inhibitors and wetting agents to provide protection to parts exposed to the elements. Evaporation is slow, leaving a film that fights water and corrosion. Sold in 11-oz. cans or in cases.

Part No.	Description
LUC11043	11-oz. Can
LUC11043-12	Case Of 12/11-oz. Cans





Slick Mist

Slick Mist is a polymer paint gloss intensifier which can also be used on glass, chrome, and vinyl decals. Use as a traditional wax, quick detail spray, or spray on vehicle before drying for the easiest polish job ever. Just spray on wet or dry surface then wipe off for a slick, shiny, long-lasting and protective finish. 24-oz. bottle.

(1) 24 Oz. Bottle Part No.	(12) 24 Oz. Bottles Part No.
LUC10160	LUC10160-6



Slick Mist Interior Detailer

Water-based, pH-neutral solution restores interior to like new condition. Use on rubber, plastic, leather, and vinyl. Applies easily and leaves no heavy, oily residue. UV additives prevent cracking and fading. Pleasant pina colada smell. 24-oz. bottle.

(1) 24 Oz. Bottle Part No.	(6) 24 Oz. Bottles Part No.
LUC10514	LUC10514-6



Slick Mist Tire & Trim Shine

Water-based, pH-neutral solution restores tires, bumpers, and trim to look new. Use on rubber, plastic, leather, and vinyl. UV additives protect exterior trim and tires, and the product leaves no oily residue. Pleasant citrus scent. 24-oz. bottle.

(1) 24 Oz. Bottle Part No.	(6) 24 Oz. Bottles Part No.
LUC10513	LUC10513-6



Synthetic Brake Fluid DOT 3 & DOT 4

Lucas DOT 3 and DOT 4 Brake Fluids are compatible with all brake systems, rubber components, and other brake fluids. They prevent seal hardening or softening. They also protect against rust, corrosion, and provide excellent lubricity. Fluids are recommended for use in both disc and drum brake systems, and clutch systems that specify this type of fluid.

Product Name	12 Oz. Bottles Part No.	(12) 12 Oz. Bottles Part No.	1 Qt. Bottle Part No.	(12) 1 Qt. Bottle Part No.
DOT 3	LUC10825	LUC10825-12	LUC10826	LUC10826-12
DOT 4	LUC10827	LUC10827-12	—	—



Metal Polish

Metal polish cleans, polishes, and protects aluminum and other metals. It has built-in enhancement elements that keep the treated surface from fading, oxidizing, or tarnishing. Get maximum luster with minimum effort. 16-oz. bottle.

(1) 16 Oz. Bottle Part No.	(12) 16 Oz. Bottles Part No.
LUC10155	LUC10155-12



80/90 And 85/140 Plus Gear Oils

Anti-wear and anti-seize agents lengthen component life and reduce power draw. "Climbing" additives resist breakdown and blend with synthetics. 85/140 Plus will stop leaks and reduce lash in worn gears.

Description	1 Qt. Bottle Part No.	1 Gallon Container Part No.	(12) 1 Qt. Bottle Part No.	(4) 1 Gallon Part No.
85/140	LUC10042	LUC10045	LUC10042-12	LUC10045-4
85/90	LUC10043	LUC10046	LUC10043-12	LUC10046-4



75/90 And 75/140 Synthetic Gear Oils

Synthetic, non-foaming oil has additives to resist "squeezing out". Formulated specifically for high-performance use. Available in 75/90 and 75/140 grades to maintain lubricity under extreme temperatures.

Description	1 Qt. Bottle Part No.	1 Gallon Container Part No.	(12) 1 Qt. Bottle Part No.	(4) 1 Gallon Part No.
75/90	LUC10047	LUC10048	LUC10047-12	LUC10048-4
75/140	LUC10121	LUC10122	LUC10121-12	LUC10122-4



Transmission Fix

Stops slipping, hesitation, and rough shifting. Eliminates leaks and lowers operating temperatures. May also be used for preventive maintenance. 24-oz. bottle.

(1) 24 Oz. Bottle Part No.	(12) 24 Oz. Bottles Part No.
LUC10009	LUC10009-12



Sure-Shift Semi-Synthetic ATF

Base stocks blend with synthetics, detergents, and anti-wear agents for longer fluid life and less friction. Withstands high temperatures and reduces foaming for smooth, precise shifting. 1-quart bottle.

1 Qt. Bottle Part No.	(6) 1 Qt. Bottles Part No.
LUC10052	LUC10052-6



Semi-Synthetic Multi-Vehicle Automatic Transmission Fluid

Multi-Vehicle Automatic Transmission Fluid is formulated with the highest quality synthetic and conventional base oils. It has been designed to provide smoother shifting and improved performance in foreign or domestic transmissions. Fully compatible with all types of transmission fluids with the exception of CVT, Ford Type F, MB 236.12, Dexron VI, Mercon LV, Mercon SP and Allison TES-295.

1 Qt. Bottle Part No.	(6) 1 Qt. Bottles Part No.
—	LUC10418-6





Super Coolant

Super Coolant has been formulated to protect automotive cooling systems from rust, corrosion, and electrolysis including aluminum. Prevents deposits that can cause overheating, and has been proven to reduce coolant temperatures up to 20°F. For street vehicles requiring freeze protection, add one bottle to 50/50 mix. For racing and high-performance applications, add two bottles to straight water coolant for maximum temperature reduction.

(1) 16 Oz. Bottle Part No.	(12) 16 Oz. Bottles Part No.
LUC10640	LUC10640-12

Safeguard Ethanol Fuel Conditioner And Stabilizer

Safeguard was developed specifically to address issues associated with using ethanol based fuels and includes effective additives to prevent rust and corrosion. Additive is designed for use with E-10, E-15, E-85 and pure ethanol. A single 16 oz. bottle treats up to 80 gallons of ethanol fuel.

(1) 16 Oz. Bottle Part No.	(12) 16 Oz. Bottles Part No.
LUC10576	LUC10576-12



Anti-Gel Cold Weather Diesel Treatment **NEW!**

Designed to prevent cold filter plugging along with fuel thickening and gelling in diesel, ultra low sulfur diesel and bio-diesel fuels, this fuel treatment also contains water dispersants to remove moisture from the entire fuel system. Being alcohol-free it will not harm diesel particulate filters and won't void factory warranties. One quart treats up to 150 gallons.

1 Qt. Bottle Part No.	(12) 1 Qt. Bottles Part No.	Half Gallon Part No.
LUC10865	LUC10865-12	LUC10866



Fuel Stabilizer

Lucas Fuel Stabilizer is the best solution to prevent gasoline breakdown during storage. Cleans, lubricates, and maintains fuel pumps, carburetors, fuel injectors, and compression rings. Safe to use in all grades of gasoline and in 2 and 4-cycle engines. Easy to use! Application rate. One ounce treats one gallon.

15 Oz. Bottle Part No.	(12) 15 Oz. Bottle Part No.
LUC10302	LUC10302-12



LUND

Premium Style. Lasting Performance.

Interceptor - Wrap Bug Shield

The Interceptor features a full-height wraparound design for maximum protection. Made of virtually unbreakable tinted polycarbonate, shield stands away from hood for easy cleaning. Easy no-drill installation with low-profile mounting hardware on many applications.



Year	Model	Part No.
Chevrolet/GMC		
2007-10	Avalanche, New Body Style	LUN18489
1999-07	Sierra, Classic	LUN18064
2001-07	Sierra, Classic, Heavy Duty	LUN18064
2016-18	Silverado 1500	LUN18747
2007-13	Silverado LD	LUN18702
2003-05	Silverado, Classic	LUN18438
2015-18	Sierra 2500	LUN18838
2007-13	Sierra 1500	LUN18703
2014-18	Sierra 1500	LUN18819
2011-14	Silverado HD	LUN18721
2005-07	Silverado, Classic, Heavy Duty	LUN18476
2003-04	Silverado, Heavy Duty	LUN18438
2007-14	Suburban	LUN18489
2000-06	Suburban	LUN18063
2015-18	Tahoe	LUN18829
2007-14	Tahoe	LUN18489
2000-06	Tahoe	LUN18063
2006-09	TrailBlazer SS	LUN18091
2000-06	Yukon	LUN18064
2001-07	Yukon Denali XL	LUN18064
2001-07	Yukon Denali XL	LUN18064
2000-06	Yukon XL	LUN18064
Ford		
1999-07	F250, Super Duty	LUN18062
2012-16	F250, Super Duty	LUN18727
2000-05	Excursion	LUN18062
2007-18	Expedition EL	LUN18701

Genesis - Tri Fold Tonneau

Comes completely assembled and installs in under 2 minutes. High-quality double-sided fabric with black matte finish is tear-resistant. All-black rails and bows with strong, rigid extrusions provide classy looks, durability, and easy operation. Easy-to-use clamps with quick-release cam action design provide tension and security to the cover. Buckle-style closure straps easily store cover in open position. Limited lifetime warranty on frame and cover. Textured black vinyl cover.



Year	Model	Part No.
Chevrolet/GMC		
2014-18	Silverado/Sierra 1500, 6'5"	LUN950193
2007-13	Silverado/Sierra, Short Box Cab, 6'6"	LUN95093
2007-13	Silverado/Sierra, Long Box Cab, 8.0'	LUN95094
2007-13	Silverado/Sierra, Crew Cab, 5'6"	LUN95092
1999-07	Silverado/Sierra, Classic, Short Box, 6.5'	LUN95053
Dodge		
2002-18	Ram 1500/2500/3500, 6'6" Box*	LUN95064
2019	Ram 1500, 6'5" Box	LUN950164
2019	Ram 1500, 5'5" Box	LUN950165
Ford		
2004-14	F150, 5'6" Box	LUN95072
2004-14	F150, Short 6'6" Box	LUN95073
1999-19	F250/F350 Super Duty, 8' Long Box	LUN95051
1997-19	F250/F350, Superduty, 6'6" Short Box	LUN95050

* Excludes Beds with Rambox Cargo Management



Premium Style. Lasting Performance.

NERF BARS

Built with the highest quality materials and designed to provide years of performance, LUND nerf bars are a stylish and attractive addition to trucks, SUV's, and CUV's. Pre-assembled with brackets matched to fit your specific vehicle, they include all mounting hardware for a hassle-free, no-drill installation.

3" Round Bent Nerf Bars

Timeless and economical design. Powder-coated black steel or polished 304 stainless steel finishes with black step pads. All brackets and hardware included for no-drill installation.



5" Oval Straight Nerf Bars

Straight, clean, no-nonsense style uses 304 stainless steel tubing. Brackets are matched to your vehicle's exact make, model, and year for a precise fit.



5" Curved Oval Black Stainless Steel Nerf Bars

These nerf bars provide a nice, flat, non-slip step for better and safer traction! They're made of highly polished black powder-coated stainless steel that's easy to clean and maintain, and they're a great choice for full-size trucks. Easy to install, comes pre-assembled with all needed mounting hardware, and you won't need to do any drilling to install them either!



Part No.	Description	Body Type
3" Round Bent Black SS		
LUN22577548	2007-18 GM P/U 1500	Extended Cab Pickup
LUN22587915	2007-18 GM P/U 1500	Crew Cab Pickup
LUN22587916	2019 GM P/U 1500	Crew Cab Pickup
LUN22573783	2009-18 Dodge Ram 1500	Extended Cab Pickup
LUN22583781	2009-18 Dodge Ram 1500	Crew Cab Pickup
LUN22593785	2010-18 Dodge Ram 2500	Extended Crew Cab Pickup
LUN22577909	2009-14 Ford F-150	Extended Cab Pickup
LUN22590907	2009-14 Ford F-150	Crew Cab Pickup
LUN22577910	2015-18 Ford F-150	Extended Cab Pickup
LUN22590908	2015-18 Ford F-150	Crew Cab Pickup
LUN22586998	2007-18 Toyota Tundra	Extended Cab Pickup
LUN22595801	2007-18 Toyota Tundra	Extended Crew Cab Pickup
3" Round Bent Stainless Steel		
LUN22677548	2007-18 GM P/U 1500	Extended Cab Pickup
LUN22687915	2007-18 GM P/U 1500	Crew Cab Pickup
LUN22687916	2019 GM P/U 1500	Crew Cab Pickup
LUN22673783	2009-18 Dodge Ram 1500	Extended Cab Pickup
LUN22683781	2010-18 Dodge Ram 2500	Crew Cab Pickup
LUN22693785	2010-18 Dodge Ram 2500	Extended Crew Cab Pickup
LUN22677909	2009-14 Ford F-150	Extended Cab Pickup
LUN22690907	2009-14 Ford F-150	Crew Cab Pickup
LUN22677910	2015-18 Ford F-150	Extended Cab Pickup
LUN22690908	2015-18 Ford F-150	Crew Cab Pickup
LUN22686998	2007-18 Toyota Tundra	Extended Cab Pickup

Part No.	Description	Body Type
5" Oval Straight Stainless Steel		
LUN23910561	2007-18 GM P/U 1500	Crew Cab Pickup
LUN23979004	2007-18 GM P/U 1500	Extended Cab Pickup
LUN23976004	2009-18 Dodge Ram 1500	Extended Cab Pickup
LUN23984003	2010-18 Dodge Ram 2500	Crew Cab Pickup
LUN23993006	2010-18 Dodge Ram 2500	Extended Crew Cab Pickup
LUN23977001	2009-14 Ford F-150	Extended Cab Pickup
LUN23990003	2009-14 Ford F-150	Crew Cab Pickup
LUN23977002	2015-18 Ford F-150	Extended Cab Pickup
LUN23990004	2015-18 Ford F-150	Crew Cab Pickup
LUN23982002	2007-18 Toyota Tundra	Extended Cab Pickup
LUN23995003	2007-18 Toyota Tundra	Extended Crew Cab Pickup
5" Curved Oval Black Stainless Steel		
LUN24210562	2007-18 GM P/U 1500	Crew Cab Pickup
LUN24210688	2007-18 GM P/U 1500	Extended Cab Pickup
LUN24276749	2009-18 Dodge Ram 1500	Extended Cab Pickup
LUN24285007	2009-18 Dodge Ram 1500	Crew Cab Pickup
LUN24297007	2010-18 Dodge Ram 2500	Extended Crew Cab Pickup
LUN24279078	2009-14 Ford F-150	Extended Cab Pickup
LUN24289007	2009-14 Ford F-150	Crew Cab Pickup
LUN24289008	2015-18 Ford F-150	Crew Cab Pickup
LUN24282093	2007-18 Toyota Tundra	Extended Cab Pickup
LUN24295007	2007-18 Toyota Tundra	Extended Crew Cab Pickup

Genesis Elite Tri-Fold Tonneau Cover

This cover features a distinctive-looking "convertible-type" fabric with a specially formulated twill weave texture that is resistant to mildew, water, and UV rays. Twill construction doesn't allow dirt to penetrate the fabric, making maintenance as easy as just hosing it off to leave it looking like new in minutes. The Tri-Fold design folds easily and secures quickly to the front of the truck bed. Installs in less than 5 minutes with no tools required. Made in USA.



Year	Model	Part No.
Chevrolet/GMC		
2014-18	Silverado 1500/Sierra 1500 6'5"	LUN958193
2019	Silverado 1500/Sierra 1500 6'5"	LUN958293
2019	Silverado 1500/Sierra 1500 5'5"	LUN958292
Dodge		
2002-18	Ram 1500, 5'5" Box	LUN95865
2002-18	Ram 1500, 6'5" Bed Excludes Beds With Rambox Cargo Management	LUN95864
2019	Ram 1500, 6'5" Box	LUN958164
2019	Ram 1500, 5'5" Box	LUN958165
Ford		
1999-19	F250 Super Duty, 6.5" Box	LUN95850
1999-19	F250 Super Duty, 8' Box	LUN95851

Floor Liners



LUND's premium floor protection products are among the most durable, functional, and stylish designs available. Precision engineered to fit a wide range of applications, both the Catch-It and Catch-All product lines feature a tough, weather-resistant surface with either a nibbed or anchor locking feature to hold them in place.

Call for applications.



Premium Style. Lasting Performance.

Fender Flares

LUND fender flares come in a variety of styles, from low profile to big and bold featuring Lund's exclusive only textured finish option. Lund's SX-Sport Style, RX-Rivet Style, and EX-Wide Style are made with Tri-Flex ABS thermoplastic material to allow for maximum durability providing a tough scratch-resistant surface, flexible enough to bend without shattering.



SX Street Style



RX Rivet Style



EX Wide Style

Year	Model	Submodel	SX (Street Style) Smooth Part No.	SX (Street Style) Textured Part No.	RX (Rivet Style) Smooth Part No.
Chevy/GMC					
2007-13	Silverado 1500	Excludes Step Side	LUNSX106S	—	—
2007-2014	Silverado 2500/HD	—	LUNSX106S	—	LUNRX106S



Note: All styles available in smooth and textured finishes.

Hood Defender **NEW!**

Custom-molded Hood Defender is designed to not only protect your investment, but also add style. Attached simply using 3M tape, three-piece Hood Defender is made to fit the vehicle perfectly. Choose from polycarbonate dark smoke or ABS-PC blend with chrome nickel-chromium plating.

Application	Chrome Part No.
2010-16 Dodge Ram 2500/3500	LUN738051



MAHLE
ORIGINAL
NEW VENDOR



M77014TC21101000



M77015TC21006100



M77599TC21006100



M77599TC21007100



M77599TS21103100

Original Equipment Replacement Diesel Turbochargers

Manufactured with ultra-modern, computer-controlled production equipment which guarantees optimized precision to machine housing components made of aluminum and cast steel. Turbines are manufactured from high temperature-resistant materials and feature premium cast quality and precision balancing. Designed with double piston rings on the rotor shaft which reduce oil consumption and strengthen protection against foreign particles entering the turbine.

Part No.	Application	OE Part No.	Part No.	Application	OE Part No.
M77014TC21101000	2008-10 Ford 6.4L, New Low Pressure Turbo	8C3Z 6K682-A 8C3Z6K682AARM	M77015TS21006100	2003-04 Ford 6.0L, Turbo Service Kit	1846766C91 1846768C91
M77014TC21101100	2008-10 Ford 6.4L, Remanufactured Low Pressure Turbo	8C3Z 6K682-A 8C3Z6K682AARM	M77286TC21101100	2007-10 Dodge Cummins, 2500/3500 Remanufactured Turbo Wastegate Actuator Included	68002428AA 68048234AC 68048234AD R8048234AA R8048234AG R8048234AH
M77014TC21102000	2008-10 Ford 6.4L, New High Pressure Turbo	8C3Z 6K682-B 8C3Z6K682BARM	M77286TC25042000	2004.5-2006 Dodge Cummins, 2500/3500 New Turbo Includes Discharge Casting	5143256AA
M77014TC21102100	2008-10 Ford 6.4L, Remanufactured High Pressure Turbo	8C3Z 6K682-B 8C3Z6K682BARM	M77286TS21101100	2007-2012 Dodge Cummins Turbo Service Kit	68048234AA
M77014TC26159100	2004-05 Ford 6.0L Remanufactured Turbo	4C3Z6K682AA 4C3Z6K682CBRM 4C3Z6K682CCRM 4C3Z6K682CDRM	M77599TC21006100	2006-07 GM 6.6L Duramax LBZ Remanufactured Turbo Wastegate Actuator Included	98003366 98011735
M77014TC26160000	2005.5-2007 Ford F-Series 6.0L 2005.5-2010 Ford E-Series 6.0L New Turbo	5C3Z 6K682CARM 5C3Z 6K682CCRM	M77599TC21007100	2007-10 GM 6.6L Duramax LMM Remanufactured Turbo Wastegate Actuator Included	2639460 12639460 98021617 98065854
M77014TC26160100	2005.5-2007 Ford F-Series 6.0L 2005.5-2010 Ford E-Series 6.0L Remanufactured Turbo	4C3Z6K682CBRM 5C3Z 6K682CARM 5C3Z6K682CCRM	M77599TC21102000	1997-01 GM 6.5L Duramax GM-8 New Turbo Wastegate Actuator Included	12530336 12530339 12533738 12556124
M77014TS26159100	2004-10 Ford 6.0L Turbo Service Kit	GT3782VA 1854480C91 1854593C91	M77599TC21103100	2004-05 GM 6.6L Duramax LLY Remanufactured Turbo Wastegate Actuator Include	97387896
M77015TC21003000	1999.5-03 Ford F-Series 7.3L 2000-03 Excursion New Turbo With Exhaust Back Pressure Valve	F81Z6K682BARM	M77599TS21103100	2004-10 GM 6.6L Duramax LLY, LBZ, LMM Turbo Service Kit	—
M77015TC21006100	2003-04 Ford 6.0L Remanufactured Turbo Wastegate Actuator Included	3C3Z 6K682AARM 3C3Z6K682CBRM 3C3Z6K682CCRM	M77599TS24521100	1993-01 GM 6.5L Duramax GM-4,5,6,7,8 Turbo Service Kit	—
M77015TP21003000	1999.5-03 Ford 7.3L, Turbo Mount	F81Z 6N639CARM			



Ford F-150 Single, Side Exit System

Stainless Steel Exhaust Systems

Easy to install polished mufflers, high-flow, mandrel-bent tubing and barbed tailpipe hangers. All systems include hardware and produce a smooth, deep tone outside the vehicle with minimal intrusion in the passenger compartment. 100% stainless steel with lifetime warranty.

Year	Engine	Description	Single System Part No.	Dual System Part No.
Dodge				
Ram				
2009-18	1500 Hemi, 5.7L V8	SC-QC-CC/SB, With Factory Dual Exhaust, Dual Split Rear Exit, 3" Tubing With 5" Tips	—	MAG16869
2019	1500	5.7L Cat-Back Dual Split Rear Exit 3" Polished Tip	—	MAG19429
Ford				
F150				
2015-19	2.7L, 3.5L	All Cabs, Cat Back, 4" Tubing, Single Rear Passenger Side Exit	—	MAG19335
2011-14	6.2L, V8	SVT Raptor; Extended-Crew Cab/Short Bed (67in. Bed) 5" x 8" x 18" Muffler; 2.5" Tubing; 3.5" Polished Stainless Tip; Dual Same Side Behind Passenger Rear Tire; With 3" Inlet	—	MAG15588
2004-10	4.6L, 5.4L, V8	EC-CC/SB, Rear Side Exit, 5" x 8" x 18" Polished SS, 3" Tubing, 4" Slash/Polished SS Tip For Trucks Produced After June 1, 2004	MAG16518	—
2004-08	4.6L, 5.4L, V8	EC-CC/SB, Dual Split Rear Exit, 5" x 8" x 18", Polished SS, 3"/2.5" Tubing, 3.5" Slash/Polished SS Tip For Trucks Produced After June 1, 2004	—	MAG16520
Ranger				
2019	2.3L	CC, Cat-Back Exhaust, Polished SS, 4" Tip, 3" Tubing Single Passenger Side Rear Exit Behind Rear Tire	—	MAG19451
Expedition				
2018-19	3.5L	Expedition Cat-Back Exhaust, Polished 4" Tip, 3" Tubing Single Passenger Side Rear Exit Behind Rear Tire	—	MAG19424
Chevrolet/GMC				
Canyon				
2015-19	2.5-V6 3.6L	All Cabs/All Beds, Cat-Back Exhaust, 3" Tubing With 4" Round Tip, Dual Split Rear Exit	—	—
Cadillac Escalade				
2002-05	5.3L V8	Cat-Back Exhaust, 3" Tubing With 4" Round Tip, Single Out The Rear Behind Passenger Side	MAG15666	—
Colorado				
2015-19	2.5L, 3.6L-V6	All Cabs, Cat-Back Exhaust, 3" Tubing With 4" Round Tip, Single Rear Passenger Side Exit	MAG19018	—
Sierra/Silverado				
2014-18	5.3L V8	1500 CC/SB (69.3" Bed), Extended Cab/Short Bed, 78.7" 5" x 8" x 18" Muffler; 3.0/2.5" Tubing; 3.5" Stainless Tips; Dual Split Rear Behind Rear Tires	—	MAG15269
2010-13	4.8L, 5.3L V8	CC/SB (69.3" Bed) 5" x 8" x 18" Muffler, 3.0"/2.5" Tubing, 3.5" Polished Stainless Tip, Dual Split Rear Exit	—	MAG15565
2010-13	4.8L, 5.3L V8	EC/SB (78.7" Bed) 5" x 8" x 18" Muffler, 3.0"/2.5" Tubing; 3.5" Polished Stainless Tip, Dual Split Rear Exit	—	MAG15565
2019	5.3L, V8	Silverado/Sierra, 1500, EC/CC/SB 3"/2.5" Mandrel Bent Stainless Steel Tubing, Dual Exit 4" Rolled Edge Stainless Steel Tips, Dual Rear Exit Below Bumper	—	MAG19471
2019	5.3L, V8	Silverado/Sierra, 1500, EC/CC/SB 3"/2.5" Mandrel Bent Stainless Steel Tubing, Dual Exit 4" Rolled Edge Stainless Steel Tips Dual Rear Exit Behind Rear Tires	—	MAG19473
2007-08	4.8L, 5.3L, 6.0L, V-8	EC/SB, CC/SB, Silverado 1500, Dual Rear Exit, Polished-SS Tip (6.5' Bed)	—	MAG16741
2003-07	4.8, 5.3L V-8	1500 Classic, EC/SB, Dual Split Rear Exit, 5" x 8" x 18" Polished-SS Muffler, 3"/2.5" SS Tubing, 3.5" Slash/Polished-SS Tip (6.5' Bed)	—	MAG15792
2003-07	6.0L, V-8	2500 Heavy Duty, CC/SB, Cat-Back Exhaust, 3" Tubing With 4" Tip, Single Out The Rear Behind Passenger Tire	—	MAG15789
Tahoe/Yukon/Denali				
2000-06	4.8L, 5.3L, V-8	Tahoe/ Yukon, Rear Side Exit, 3" SS Tubing, 4" Slash/Polished-SS Tip	MAG15666	—
2015-19	6.2L	Yukon Cat-Back 3" Tubing Polished Tip Side Exit	MAG19177	—
Jeep				
Grand Cherokee/Wrangler/Rubicon				
2012-19	3.6L V6	Wrangler JK 2 & 4 Dr. Cat-Back, Dual Split Rear Exit, 2.5", SS Tubing, 4" Black Coated tip	—	MAG19327
		Wrangler JK, Axle Back 2.5" Tubing Black Coated Tubing Dual Rear Exit	—	MAG15160
	3.6L	Wrangler JK, Axle Back 2.5" Tubing Polished Tips Dual Rear Exit	—	MAG15178
		Wrangler JL Axle Back Dual Split Rear Exit 2.5" Pipe Exit Polished Tip	—	MAG19385
		Wrangler JL Cat-Back Off Road Pro Turn Down In Front Of Rear Tire Exit 2.5" Satin Tip	MAG19387	—
		Wrangler JL Axle-Back Dual Split Rear Exit 2.5" Black Coated Tip	—	MAG19388

SC - Standard Cab EC - Extended Cab MC - Mega Cab CC - Crew Cab LB - Long Bed SB - Short Bed

Stainless Steel Diesel Systems

Magnaflow's premium Performance diesel systems for include mandrel-bent stainless steel tubing, a mirror finish 100% stainless steel muffler, an optional muffler delete pipe, band clamps, and polished MagnaFlow single wall inter-cooled tip(s).



Part No.	Description
GMC/Chrysler Colorado Canyon	
MAG19330	2016-18 Colorado/Canyon Filter Back 3.5" Tubing 2.8L

Note: Some diesel vehicles are equipped with catalytic converters. Removal is prohibited by federal and state laws.



Pro Series Diesel Aluminized Exhaust

The aluminized Pro Series line has been designed to provide quality, power and sound for diesel trucks at an entry level of performance. Features satin finish, 100% stainless steel straight-thru muffler, stainless steel band clamps, OE-style barbed hangers, and 4" or 5" mandrel-bent aluminized tubing with muffler. Tip not included. Made in USA.



Part No.	Description
Ford Super Duty Power Stroke 6.0L	
MAG18945	1999-03 7.3L Ford Super Duty F250 Extended Cab/Crew Cab All Beds, Turbo Back 4" Tubing Single Side Exit

Pro DPF Series And AI Pro DPF Series Diesel Exhaust Systems

Specifically engineered for popular diesel-powered pickups, Pro DPF systems are constructed from durable, long-lasting stainless steel using a muffler-less design and mirror polished intercooler tips. Feature a lifetime warranty against manufacturing defects. AI Pro DPF systems include aluminized steel, muffler-less construction with polished intercooler tips, and are covered by a 1-year limited warranty against manufacturing defects.

Year	Engine	Description	Pro DPF Part No.	AI Pro DPF Part No.
Chevy/GMC				
2007-19	6.6L	2500HD/3500HD Filter-Back, 4" Dia., Single Pass. Exit	MAG17976	MAG18943
		2500HD/3500HD Filter-Back, 5" Dia., Single Pass. Exit	MAG17870	MAG18944
		2500HD/3500HD Filter-Back, 4" Dia., Dual Pass. Exit	MAG17871	—
Dodge				
2007-19	6.7L	2500HD/3500HD Filter-Back, 4" Dia., Single Pass. Exit	—	MAG18953
		2500HD/3500HD Filter-Back, 5" Dia., Single Pass. Exit	MAG17874	MAG18954
Ford				
2008-19	6.7L	Ford F-250/F-350 Filter-Back, 4" Dia., Single Pass. Exit	—	MAG18949
		Ford F-250/F-350 Filter-Back, 5" Dia., Single Pass. Exit	MAG17872	MAG18950
		Ford F-250/F-350 Filter-Back, 4" Dia., Dual Pass. Exit	MAG17873	—
2018-19	3.0L	Ford F-150 Filter Back, 4" Dia., Dual Behind Rear Tire Exit, Polished	—	MAG19422



Custom Diesel Aluminized Exhaust Kit

MagnaFlow now offers a custom build exhaust kit with mandrel-bent pipe only from the turbo to tail pipe with complete installation hardware. Purchase the muffler and the tip of your choice separately. Made in USA.

Part No.	Description
Chevy/GMC Duramax 6.6L	
MAG18980	2003-07 GM 2500HD-3500 EC/LB Duramax 4" Turbo-Back System, Single Exit
MAG18982	2003-07 GM 2500HD/3500 CC/EC/LB Duramax 5" Turbo-Back System, Single Exit
Dodge Ram Cummins 5.9L, 6.7L	
MAG18955	1998-02 Dodge Cummins 2500, Not Standard All Cabs/All Beds Turbo Back 4" Aluminized Tubing No Tip, Muffler or Converter Side Exit

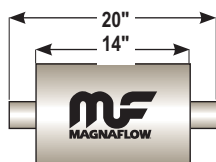


Universal Polished Stainless Steel Mufflers

Available with a fully polished stainless steel aluminized steel case, MagnaFlow universal mufflers feature a straight-through, wide-open design. All have a lifetime warranty.

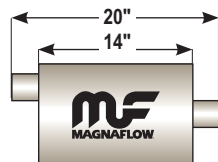


4" x 9" Oval Polished Stainless Steel



14" Center/Center

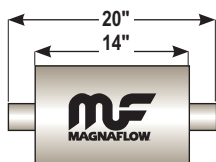
Part No.	Inlet/Outlet
MAG14316	2.5"



14" Offset/Center

Part No.	Inlet/Outlet
MAG14326	2.5"

5" x 8" Oval Polished Stainless Steel



14" Center/Center


Part No.	Inlet/Outlet
MAG14219	3"

Round Polished Stainless Steel



4" Round
14" Center/Center

Part No.	Inlet/Outlet
MAG14416	2.5"
MAG14419	3"



6" Round
14" Center/Center

Part No.	Inlet/Outlet
MAG14619	3"

Clamp-On Exhaust Tips

Polished T-304 stainless steel clamp-on tips are aircraft quality and clamps are tack welded to the tip with a zinc-coated bolt assembly. Fits 98% of all truck and SUV applications. Sold individually.



Part No.	Description
MAG35208	3" Single Wall Tip Fits 2-1/4" to 2-1/2" Pipe
MAG35209	3.5" Single Wall Tip Fits 2-1/2" to 2-3/4" Pipe

Weld-On Double-Wall Round Polished Stainless Steel Exhaust Tips



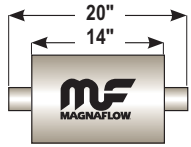
Lasts five times longer than chrome. Made in USA. Lifetime warranty.

Part No.	Outlet	Diameter	Inlet	Length
MAG35224	Single	4-1/2"	2-1/2"	5-3/4"



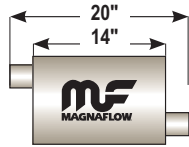
Universal Satin Finish Stainless Steel Mufflers

4" x 9" Oval Aluminized



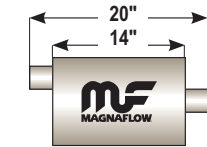
14" Center/Center

Part No.	Inlet/Outlet
MAG11215	2.25"
MAG11216	2.5"
MAG11219	3"




14" Offset/Offset

Part No.	Inlet/Outlet
MAG11235	2.25"
MAG11236	2.5"



14" Offset/Center

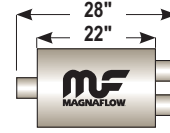
Part No.	Inlet/Outlet
MAG11225	2.25"
MAG11226	2.5"
MAG11229	3"



18" Offset/Center

Part No.	Inlet/Outlet
MAG11255	2.25"
MAG11256	2.5"

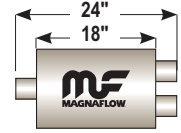
5" x 11" Oval Body Muffler Stainless



22" Offset/Center

Part No.	Inlet/Outlet
MAG12588	3"/2.5"

5" x 8" Oval Body Muffler Stainless



18" Offset/Center

Part No.	Inlet/Outlet
MAG12288	3"/2.5"

Universal Stainless Steel Catalytic Converters



4" x 6.5" No Air Tube Satin Body

Part No.	Inlet/Outlet
MAG94005	2.25"
MAG94006	2.5"
MAG94009	3"



MAG94005

Catalytic Converters

American engineered and manufactured, MagnaFlow catalytic converters offer the highest standards of product performance and efficiency in the industry. Not legal for sale or installation in California.



MAG23226

MAG93419

Part No.	Description
Direct Fit	
MAG23226	1996-00 Cherokee 2.5/4.0L, 1993-98 Grand Cherokee 4.0/5.2L
MAG23453	1996-99 GM 1500 Pickup 5.7L
MAG55300	2000-01 F-150 5.4L, 1987-01 E-250 5.4/5.8/7.5L
MAG93419	2002-05 Escalade 5.3L, 1999-06 Silverado/Sierra 1500 4.3/4.8/5.3L 2000-06 Suburban 1500 5.3L, 2000-06 Tahoe/Yukon 4.8/5.3L

Stainless Steel Tru-X Crossovers And Y-Pipes

Part Number	Inlet	Outlet	Length
Tru-X Crossovers			
MAG10791	2 x 2.5"	2 x 2.5"	12"
MAG10792	2 x 3"	2 x 3.0"	14"
Y-Pipes			
MAG10768	2 x 2.5"	1 x 2.5"	10"
MAG10798	2 x 3"	1 x 3.0"	10.25"



Redpack Series Glass Pack Mufflers



Straight-through design offers traditional glass pack sound. The anti-corrosive aluminized body has a red high-temperature coating.

Part No.	Size	Inlet/Outlet	Body Length	Overall Length
MAG13129	4" Round	3"/3"	18"	22"

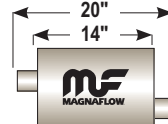
XL Mufflers

XL Mufflers use a unique combination of large diameter perforated tubing and strategically placed sound baffles to reduce unwanted resonance and help your engine create added horsepower.



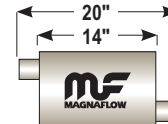
MAG13219

4" x 9" 3 Chamber



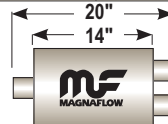
14" Center/Offset

Part No.	Inlet/Outlet
MAG13219	3"




14" Center/Offset

Part No.	Inlet/Outlet
MAG13239	3"



14" Single/Dual

Part No.	Inlet/Outlet
MAG13278	3"/2.25"

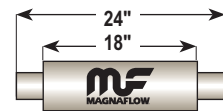


18" Center/Offset

Part No.	Inlet/Outlet
MAG13259	3"

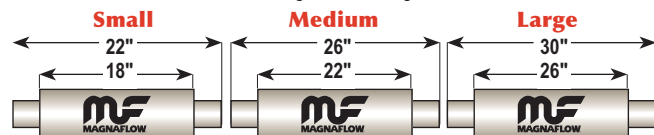
7" Round 3 Chamber

Part No.	In/Out	Body Length	Overall Length
Center/Center			
MAG13743	3.0"	18"	24"



Glass Pack Mufflers

Proudly made in the USA, Magnaflow glass pack mufflers utilize a straight-through design for increased horsepower and a true performance sound. Mufflers are robotic CNC-welded and are constructed using a non-fiberglass acoustic packing material. Offered in small, medium, and large case designs.



Part No.	In/Out	Body Length	Overall Length	Diameter
Small Case Mufflers				
MAG18124	2.0"/2.0"	18"	22"	3.5"
MAG18125	2.25"/2.25"	18"	22"	3.5"
MAG18129	3.0"/3.0"	18"	22"	4"
Medium Case Mufflers				
MAG18134	2.0"/2.0"	22"	26"	3.5"
MAG18135	2.25"/2.25"	22"	26"	3.5"
Large Case Mufflers				
MAG18146	2.5"/2.5"	26"	30"	4"



Atomic™ Transmission Control Module

The all-new MSD Transmission Controller was developed completely in-house – evolving from the engineering expertise and proven performance of MSD Atomic EFI technology. In fact, the Atomic TCM is designed to integrate directly with the Atomic EFI when using Brainwave so you can modify transmission operation parameters from the same handheld monitor! Don't worry if you haven't stepped up to an Atomic EFI system yet; the Trans Controller is also offered as a stand-alone system to work with most OEM or aftermarket fuel injection systems, as well as carbureted applications equipped with a stand-alone Throttle Position Sensor (TPS). This allows you to take advantage of modern 4-speed overdrive transmissions and the inherent flexibility associated with electronic controls.

Stand-Alone System

MSD2760

Includes the controller, handheld monitor, and auxiliary harness. Designed to control late model GM/Ford 4-speed transmissions, the system requires a throttle position sensor with a 0 to +5 VDC signal (not supplied). Transmission harness sold separately (see below).



Trans Controller Harness

MSD offers the following transmission-specific harnesses to connect the Atomic TCM to your specific transmission.

Part No.	Year	Description
General Motors		
MSD2770	1993-Up	4L60-85E
MSD2770	2006-09	4L70
Ford		
MSD2772	1998-Up	AODE/4R70W
MSD2773	1992-97	AODE/4R70W
MSD2774	1998-Up	4R100
MSD2776	1989-94	E4OD

Custom Fit 8.5mm Super Conductor Spark Plug Wire Sets

8.5mm Super Conductor wire has extremely low resistance and high RFI (radio frequency interference) suppression; a combination which would seem to defy the laws of physics. The low resistance is achieved through a helically-wrapped, copper alloy conductor which is then wrapped around a ferromagnetic impregnated center core.

Model/Engine	Super Conductor Red	Super Conductor Black
Chevrolet/GMC		
1999-04 GM Pick-Up LS-1	MSD32829	MSD32823
2015-16 Cadillac Escalade 6.2L	MSD33829	MSD33823
2014-16 Silverado 1500 4.3L/5.3L/6.2L		
2015-16 Suburban 5.3L		
2015-16 Tahoe 5.3L		
2014-16 GMC Sierra 1500 4.3L/5.3L/6.2L		
2015-16 GMC Yukon 1500 5.3L/6.2L		



Blaster Coils

These Blaster Coil-On-Plug ignition coil packs feature a patented winding design and direct bolt-in replacement. The improved spark energy and voltage of the coil packs, combined with their reliability, have made them a favorite of performance enthusiasts. The housing and installation are the same as the factory coils, but that is where the similarity ends. Inside, the MSD Blaster Coil-On ignition coil packs take the spark energy right out of the coil and put it across the plug gap to improve the combustion and output of the engine.





Blaster Coils

Year	Description	Single Black	Set of 8 Black	Single Red	Set of 8 Red				
GM									
Blaster Gen V GM Coils									
2015-17	LT1 Pick-Up Round	MSD82683	MSD826883	MSD8268	MSD82688				
2015-17	LT1 Pick-Up Square	MSD82663	MSD826683	MSD8266	MSD82668				
Blaster GM I Series Coils									
2002-06	Escalade, Escalade EXT, Avalanche 1500	MSD82643	MSD826483	MSD8264	MSD82648				
2003-06	Escalade, Escalade ESV, Avalanche 2500								
1999-06	Silverado 1500, Sierra 1500								
2005-06, 2001-03	Silverado 1500 HD								
1999-06	Silverado 2500								
2001-07	Silverado 2500 HD, Sierra 2500 HD								
2000-06	Suburban 1500, Tahoe, Yukon, Yukon XL 1500								
1999-04	Sierra 2500								
2002-06	Escalade, Escalade EXT, Avalanche 1500								
2003-06	Escalade, Escalade ESV, Avalanche 2500								
1999-06	Silverado 1500	MSD82633	MSD826383	MSD8263	MSD82638				
2005-06, 2001-03	Silverado 1500 HD, Sierra 1500 HD								
1999-06	Silverado 2500, Sierra 1500								
2001-07	Silverado 2500 HD, Sierra 2500 HD								
2000-06	Suburban 1500, Tahoe, Yukon, Yukon XL 1500, Yukon XL 2500								
1999-04	Sierra 2500								
2007-16	Escalade, ESV								
2007-13	Escalade EXT, Avalanche, Silverado								
2009-12	Colorado								
2007-09	Silverado 2500								
2008-16	Silverado 2500 HD, Sierra 2500 HD	MSD82653	—	MSD8265	MSD82658				
2007-14	Suburban 1500								
2007-15	Tahoe, Sierra 1500								
2007-13	Sierra, Yukon, Yukon XL 1500, Yukon 2500								
Blaster GM LS1/LS6 Coils									
2002	Avalanche 2500					MSD82623	MSD82653	MSD8262	MSD82628
2001-02	Silverado 2500 HD, Sierra 2500 HD, Yukon XL 2500								
Blaster GM Pro Power Coils									
2002-06	Escalade, Escalade EXT, Avalanche 1500	MSD82863	MSD828683	MSD8286	MSD82868				
2003-06	Escalade, Escalade ESV								
1999-06	Silverado 1500, Silverado 2500, Sierra 1500								
2005-06	Silverado 1500, Sierra 1500 HD								
2001-03	Silverado 1500, Sierra 1500 HD								
2000-06	Silverado 1500, Tahoe								
1999-04	Sierra 2500								
2001-07	Sierra 2500 HD								
2000-06	Sierra, Yukon, Yukon XL 1500, Yukon 2500								
Blaster GM Pro Power Coils For LS1/LS6									
2002	Avalanche 2500	MSD82853	MSD828583	MSD8285	MSD82858				
2001-02	Silverado 2500 HD, Sierra 2500 HD, Yukon XL 2500								
Blaster GM Pro Power Coils For LS2/LS7									
2007-16	Escalade, Escalade ESV	MSD82873	MSD828783	MSD8287	MSD82878				
2007-13	Escalade EXT, Avalanche, Silverado, Sierra								
2007-09	Silverado 2500								
2008-16	Silverado 2500 HD, Sierra 2500 HD								
2007-14	Suburban 1500								
2007-15	Tahoe, Sierra 1500								
2007-13	Sierra, Yukon, Yukon XL 1500, Yukon 2500								
Dodge									
Blaster Dodge 5.7L/6.1L HEMI									
2004-05	Dodge Durango	MSD82553	MSD825583	MSD8255	MSD82558				
2005	Dodge Magnum								
2003-05	Dodge Ram 1500, 2500								
2005	Jeep Grand Cherokee								
2011-15	Dodge Durango	MSD82563	MSD825683	MSD8256	MSD82568				
2006-09	Dodge Magnum								
2006-10	Dodge Ram 1500, Ram 2500								
2006-10	Jeep Commander								
2006-15	Jeep Grand Cherokee								
2011-15	Ram 1500, Ram 2500								
Ford									
Blaster Ford 4.6L/5.0L/5.4L									
1998-08	F150 4.6L/5.4L 2 Valve	—	—	MSD8242	—				
1999-07	F250 5.4L 2 Valve	—	—	—	MSD82428				
2004-07	F150 4.6L/5.4L 3 Valve	—	—	MSD8243	MSD82438				
2011-16	F150 5.0L 4 Valve	—	—	MSD8248	MSD82488				



MSD8262



MSD8286



MSD8263



DynaForce™ Starters

MSD's DynaForce Starters will crank your engine over to get it fired up every time! Starters are designed for the highest compression engines on a hot day in Death Valley. A 3.4 hp motor spins a set of reduction gears with a 4.4:1 ratio to deliver incredible torque. The armature is supported by ball bearings and the internal contacts and disc are plated to reduce arcing while improving continuity.



Part No.	Application	Description
General Motors		
MSD5096	GM LS-Series Engines	Red
MSD50963	GM LS-Series Engines	Black

MGP CALIPER COVERS

Caliper Covers

Enhance wheel appearance and reduce brake dust, caliper heat, and brake fade. Durable, 6061-T6 billet aluminum covers have an attractive powder coated finish with custom, high-speed engraving. Easily installed with a patented fastening system that uses no tape, glue, paint, or special tools. Sold in sets of four.

Note: Covers listed are designed for use with wheels 17" and larger only, unless specified.



Part No.	Description
Cadillac	
MGP35015SCADR	2007-18 Escalade, Cadillac Logo
Chevrolet	
MGP34009SDNLRD	2007-14 Yukon, Denali Logo
MGP14005SBOWRD	2014-18 Silverado 1500, Bowtie Logo
MGP14005SSILRD	2014-18 Silverado 1500, Silverado Logo
Dodge	
MGP12204SDGORD	2012-16 Durango SXT, Durango Logo
MGP12204SRT1RD	2012-18 Durango SXT, RT Logo
MGP55001SRMHRD	2011-18 RAM 1500 Sport / SLT, Ram Logo Front Ram Head Rear
Ford	
MGP10119SEDGRD	2011-14 Ford Edge, Edge Logo
Jeep	
MGP42007SJEPD	2007-18 Wrangler, Jeep Logo
MGP42020SJEPD*	2011-18 Grand Cherokee, Jeep Logo


* 18 inch wheel minimal single piston caliper 1 18 inch wheel minimal dual piston caliper



Power And Amp Serpentine Pulley Systems

March Power and Amp Series Serpentine Systems increase performance and add horsepower for off-roading and towing. The Power and Amp Series will add up to 11 horsepower to vehicles with high amperage needs like those used for towing and heavy-duty, stop-and-go driving situations.

Set No.	Year	Material	Crank Pulley	Water Pump Pulley	Alternator Pulley	Alternator Pulley With Cover
GM Trucks						
1988-2003 with External Alternator Fan 4.3-305-350						
Power and Amp Series (Recommended for Automatic Transmission Vehicles)						
MPP4465	1988-03	3 pc. Aluminum	6 Rib	Non Rib	—	6 Rib



Baja RS™

As the first reclining suspension seat for off-road enthusiasts, the Baja RS retains the safety, comfort, and fatigue-fighting ergonomics of MasterCraft's suspension seats. A heavy-duty, 9-position reclining mechanism is standard for years of trouble-free service, while 5-point seat belt slots with loops keep seat belts securely in place.

Size Dimensions:

- Hip containment: 9.5"
- Upper torso containment: 6"
- Size-High: 34" Tall x 22" Wide, 25" Deep
- Size-Low: 34" Tall x 22" Wide, 25" Deep
- Mount Area: 10"-14" slotted front to back and 14" Wide
- Sitting level height from floor: 5"

Part No.	Description
Baja RS™ Pre-Set Color Combo With Fixed Headrest, Recliner Lever Left	
MAS504004	With Fixed Headrest, Black With Black Center And Black Side Panels, Recliner Lever Left
Baja RS™ Pre-Set Color Combo With Fixed Headrest, Recliner Lever Right	
MAS506004	With Fixed Headrest, Black With Black Center And Black Side Panels, Recliner Lever Right



Nomad™

Based on the legendary Rubicon suspension seat design, the Nomad is a true suspension seat that was designed from the ground up and is built to our specifications. Nomad seats feature the same tubular steel frame and open mesh liner construction as MasterCraft's legendary Rubicon seats. They even share the same mounting configuration, making them fully compatible with Rubicon mounting kits and/or brackets. FMVSS-rated upholstery meets the same colorfast standards as OEM seats. Available in black only.



Part No.	Description
MAS530004	Single Seat
MAS525200	Pair Of Seats

Seat Adapters NEW!

MasterCraft Safety has the seat adapters, mounts, sliders and hardware to easily replace the OEM seats in your Jeep Model with our Baja RS, and Nomad suspension seats..

Part No.	Description
MAS624004	Seat Adapter Kit 1997-02 Jeep TJ-Driver
MAS624005	Seat Adapter Kit 1997-02 Jeep TJ-Passenger
MAS624204	Seat Adapter Kit 2003-06 Jeep TJ-Driver
MAS624205	Seat Adapter Kit 2003-06 Jeep TJ-Passenger
MAS624405	Mount Kit Seat Adapter Jeep JK 2007-17 Driver
MAS624406	Mount Kit Seat Adapter Jeep JK 2007-17 Passenger



Performance Motor Oils

High-performance petroleum oil is formulated using a technologically advanced additive package that is combined with a blend of highly refined petroleum base stocks. Lubricant resists mechanical break-down and viscosity loss, while reducing wear on lifters, cams, and bearings. High zinc/phosphorous formula is ideal for use in flat tappet or roller camshaft engines. Sold in 1-qt. bottles or in cases.



Description	1-qt. Bottle	1 Case (12/1-qt. Bottles)
10W-30	MAX39-33901S	MAX39-33901
10W-40	MAX39-34901S	MAX39-34901
20W-50	MAX39-35901S	MAX39-35901

HD Diesel Motor Oil 15W-40

Fully formulated heavy-duty diesel motor oil incorporates high quality petroleum base stocks blended with advanced chemistry, resulting in a lubricant that offers protection from heat, soot, and acids, while preventing wear to critical engine components. Well suited to Chevy Duramax, Dodge Cummins, and Ford Power Stroke engines. Sold in 1-gallon containers or in cases.



Description	1-Gallon	1 Case (4/1-Gallon Bottles)
15W-40	—	MAX39-029128

Pro Gear

Full-synthetic, high-performance ester racing gear oil provides unsurpassed performance and protection. Lubricant resists shearing, mechanical break-down, and loss of viscosity. Recommended in any differential where an API GL-5 gear oil is specified. Sold in 1-qt. bottles or in cases.



Description	1-qt. Bottle	1 Case (12/1-qt. Bottles)
75W-90	MAX49-44901S	MAX49-44901
75W-140	MAX49-45901S	MAX49-45901

Performance Gear Oil

Petroleum-based gear oil uses high-quality, ultra-pure base oils to deliver maximum performance and protection. Lubricant resists shearing, mechanical breakdown, and loss of viscosity. Recommended in any differential where an API GL-5 gear oil is specified. Sold in 1-qt. containers or in cases.



Description	1-qt. Bottle	1 Case (12/1-qt. Bottles)
85W-140	—	MAX49-429128

Syn Racing ATF

High-performance, automatic transmission racing fluid is a fully synthetic formula with anti-wear and extreme pressure additives that is designed to perform under high-stress/high-load, racing conditions. Fluid uses a no slip formula that delivers clean crisp shifts, while reducing clutch drag and friction. Sold in 1-qt. bottles or in cases.



Description	1-qt. Bottle	1 Case (12/1-qt. Bottles)
20W	MAX49-01901S	MAX49-01901
30W	—	MAX49-02901

SC1

Cleans and polishes plastic, fiberglass, and painted surfaces. Excellent for use as a clear coat to prevent mud, dirt, and rubber from adhering to body panels.



12-oz. Aerosol Can	1 Case (12/12-oz. Aerosol Can)
MAX78920S	MAX78920



Speed Wax

All-in-one detailer conditions, shines, and protects painted surfaces, chrome, and plastic. Sets up quickly and easily wipes from smooth surfaces.

15.5 Oz. Aerosol Can	1 Case (12/15.5 Oz. Aerosol Can)
MAX70-76920S	MAX70-76920



Contact Cleaner

A blend of cleaning agents that displace moisture while removing grease, grime, and oil. Heavy-duty aerosol cleaner is outstanding for use on ignitions, spark plugs, electrical components, etc.

13 Oz. Aerosol Can	1 Case (12/13 Oz. Aerosol Can)
MAX72920S	MAX72920



Multi-Purpose Penetrant Lube

MPPL is an all-purpose spray-on penetrating lubricant that delivers light lubrication while providing a barrier from rust and corrosion. Displaces moisture and helps loosen rusted fasteners.

15.5 Oz. Aerosol Can	1 Case (12/15.5 Oz. Aerosol Can)
MAX73920S	MAX73920



Waterproof Grease

High-temperature, multi-purpose lithium grease complex provides superior lubrication, water resistance, and clings to metal surfaces, even under the most severe conditions.

16 Oz. Container	1 Case (12/16 Oz. Containers)
MAX80916S	MAX80916



Biowash

A biodegradable all-purpose cleaner that removes grime and oil with ease. Removes tough dirt, yet gentle on paint, plastic, chrome, anodizing, rubber, carbon fiber, etc.

1 Liter Bottle	1 Case (12/1 Liter Bottles)
MAX80-85932S	MAX80-85932



Coolanol

High performance coolant is a premixed ready-to-use premium antifreeze and deionized water package that protects against rust, corrosion, foaming and cavitation, while providing lubrication to the water pump and seals.

1 Gallon Container	1 Case (4/1 Gallon Containers)
MAX82964S	MAX82964



Syn PSF

Syn PSF is a high-performance, synthetic power steering fluid that is engineered to endure the severe stress and high temperatures common to racing. Fluid prevents wear, thermal breakdown, and oxidation.

1 Quart Bottle	1 Case (12/1 Quart Bottles)
MAX89-01901S	MAX89-01901



Street And Off-Road Brake Fluid DOT 4/DOT 5/DOT 5.1

High-performance brake and clutch fluid designed to lubricate and protect critical brake system components while providing reliable stopping power. Anti-vapor lock formulation maintains responsiveness and performance by fighting both water contamination and vaporization. Advanced chemistry resists corrosion and oxidation. Exceeds the requirements for DOT 3, DOT 4, DOT 5, or DOT 5.1 street and off-road applications.

Part No.	Description
MAX80-86916S	DOT 4, 16.9-oz. Bottle
MAX80-86916	DOT 4, Case 24 x 16.9-oz. Bottles
MAX80-82916S	DOT 5.1, 16.9-oz. Bottle
MAX80-82916	DOT 5.1, Case 24 x 16.9-oz. Bottles
MAX80-81916S	DOT 5 16.9-oz. Bottle
MAX80-81916	DOT 5, Case 24 x 16.9-oz. Bottle



Hi-Test

Concentrated octane booster readily mixes with all gasolines, alcohol or nitro mixtures, suppressing detonation and pre-ignition. One ounce per gallon raises the octane number of gasoline approximately four points. May be used in concentrations of one to four ounces per gallon of gasoline.

16 Oz. Containers	1 Case (12/16 Oz. Containers)
MAX83916S	MAX83916



NEW VENDOR

A specialist in high performance exhaust systems for over 20 years, MBRP Performance Exhaust offers complete systems and related components for late model muscle cars, trucks, and Jeeps. The company offers seven series of exhaust products, each designed to meet enthusiasts' specific demands. Systems are available in premium T304 stainless, budget-friendly T409 stainless, and affordable, aluminized steel construction, all engineered for a direct, bolt-on installation.



XP-Series

- Lifetime Warranty
- T409 16-Gauge Stainless Steel
- Mandrel Bends
- Mirror-Polished T304 Stainless Tips on Most Applications



Installer Series

- 3-Year Warranty
- Heavy-Duty Aluminized Steel
- Mirror-Polished T304 Stainless Tips on Most Applications



Black Series

- 3-Year Warranty (one year on coating)
- High-Heat Coating
- Heavy-Duty Aluminized Steel
- 4" and 5" Diesel Applications
- Black Powder Coated Tip on 4" systems



Performance Series

- 2-Year Warranty
- Heavy-Duty Aluminized Steel
- Two-Piece Tailpipe
- Hardware Included
- Bolt-On Hangers
- Tips Optional

SLM Series

- 5-Year Warranty
- T409 16-Gauge Stainless Steel
- Two-Piece Tailpipe
- Muffler Delete
- Bolt-On Hangers
- Tips Optional



PLM Series

- 2-Year Warranty
- Heavy-Duty Aluminized Steel
- Two-Piece Tailpipe
- Muffler Delete
- Bolt-On Hangers
- Tips Optional



Part No.	Model	Year	Engine	Description	Series
Ford					
MBRS5248409	F150	2011-14	3.5L/V6	4" Diameter Cat-Back, Single Side Outlet, 5" Tip	XP
MBRS5248AL	F150	2011-14	3.5L/V6	4" Diameter Cat-Back, Single Side Outlet, 5" Tip	Installer
MBRS5248P	F150	2011-14	3.5L/V6	4" Diameter Cat-Back, Single Side Outlet, No Tip	Performance
MBRS5259409	F150	2015-19	2.7L/3.5L V6	4" Diameter Cat-Back, Single Side Outlet, 5" Tip	XP
MBRS5259AL	F150	2015-19	2.7L/3.5L V6	4" Diameter Cat-Back, Single Side Outlet, 5" Tip	Installer
MBRS5260AL	F150	2015-19	2.7L/3.5L V6 5.0L V8	3" Diameter Cat-Back, Single Side Outlet In Front Of Rear Tire, 4" Tip	Installer
MBRS5260BLK	F150	2015-19	2.7L/3.5L V6 5.0L V8	3" Diameter Cat-Back, Single Side Outlet In Front Of Rear Tire, 4" Tip	Black
MBRS6218P	Ford SD F250/F350	1994-97	7.3L Powerstroke	4" Diameter, Turbo Back Single Side Outlet, No Tip	Performance
MBRS62220PLM	Ford SD F250/F350	1999-03	7.3L Powerstroke	5" Diameter Turbo Back Single Side Outlet, Less Muffler, No Tip	PLM
MBRS6200409	Ford SD F250/F350	1999-03	7.3L Powerstroke	4" Diameter, Turbo Back Single Side Outlet, 5" Tip	XP
MBRS6200AL	Ford SD F250/F350	1999-03	7.3L Powerstroke	4" Diameter, Turbo Back Single Side Outlet, 5" Tip	Installer
MBRS6200P	Ford SD F250/F350	1999-03	7.3L Powerstroke	4" Diameter, Turbo Back Single Side Outlet, No Tip	Performance
MBRS6200PLM	Ford SD F250/F350	1999-03	7.3L Powerstroke	4" Diameter Turbo Back Single Side Outlet, Less Muffler, No Tip	PLM
MBRS6212409	Ford SD F250/F350	2003-07	6.0L Powerstroke	4" Diameter, Turbo Back Single Side Outlet, 5" Tip	XP
MBRS6212AL	Ford SD F250/F350	2003-07	6.0L Powerstroke	4" Diameter, Turbo Back Single Side Outlet, 5" Tip	Installer
MBRS6212P	Ford SD F250/F350	2003-07	6.0L Powerstroke	4" Diameter, Turbo Back Single Side Outlet, No Tip	Performance
MBRS6212PLM	Ford SD F250/F350	2003-07	6.0L Powerstroke	4" Diameter Turbo Back Single Side Outlet, Less Muffler, No Tip	PLM
MBRS62240PLM	Ford SD F250/F350 EC/CC	2003-07	6.0L Powerstroke	5" Diameter Turbo Back Single Side Outlet, Less Muffler, No Tip	PLM
MBRS6240AL	Ford SD F250/F350/F450/F550 Cab & Chasis	2003-07	6.0L Powerstroke	4" Diameter, Turbo Back Single Side Outlet, 5" Tip	Installer
Chevrolet/GMC					
MBRS5014AL	Silverado 1500 EC/CC-SB	2003-07	4.8L/5.3L V8	3" Diameter Cat-Back, Single Side Outlet, 3-1/2" Tip	Installer
MBRS5014P	Silverado 1500 EC/CC-SB	2003-07	4.8L/5.3L V8	3" Diameter Cat-Back, Single Side Outlet, No Tip	Performance
MBRS5054AL	Silverado 1500 RC/EC/CC, Ex. 8' Bed	2009-13	4.8L/5.3L/6.0L	3" Diameter Cat-Back, Single Side Outlet, 3-1/2" Tip	Installer
MBRS5076409	Silverado 2500/3500HD	2011-18	6.0L V8	3-1/2" Cat-Back, Single Side Outlet, 4" Tip	XP
MBRS5080409	Silverado 1500 One-Piece Driveshaft	2014-18	4.3L V6 5.3L V8	3" Diameter Cat-Back, Single Side Outlet, 3-1/2" Tip	XP
MBRS5080AL	Silverado 1500 One-Piece Driveshaft	2014-18	4.3L V6 5.3L V8	3" Diameter Cat-Back, Single Side Outlet, 3-1/2" Tip	Installer
MBRS5082409	Silverado 1500 One-Piece Driveshaft	2014-18	4.3L V6 5.3L V8	3" Diameter Cat-Back, Dual Split Side Outlet, 3-1/2" Tip	XP
MBRS5082AL	Silverado 1500 One-Piece Driveshaft	2014-18	4.3L V6 5.3L V8	3" Diameter Cat-Back, Dual Split Side Outlet, 3-1/2" Tip	Installer



Continued

Part No.	Model	Year	Engine	Description	Series
Chevrolet/GMC (Continued)					
MBRS5084409	Silverado 1500 One-Piece Driveshaft	2014-18	4.3L V6 5.3L V8	3" Diameter Cat-Back, Dual Split Rear Outlet, 3-1/2" Tip	XP
MBRS6004409	Silverado 2500/3500HD EC/CC	2001-07	Duramax Diesel	4" Down Pipe Back, Includes Front Pipe, Single Side Outlet, 5" Tip	XP
MBRS6004AL	Silverado 2500/3500HD EC/CC	2001-07	Duramax Diesel	4" Down Pipe Back, Includes Front Pipe, Single Side Outlet, 5" Tip	Installer
MBRS6004P	Silverado 2500/3500HD EC/CC	2001-07	Duramax Diesel	4" Down Pipe Back, Includes Front Pipe, Single Side Outlet, No Tip	Performance
MBRS6004PLM	Silverado 2500/3500HD EC/CC	2001-07	Duramax Diesel	4" Down Pipe Back, Includes Front Pipe, Muffler Delete, Single Side Outlet, No Tip	PLM
MBRS6004PLM	Silverado 2500/3500HD EC/CC	2001-07	Duramax Diesel	4" Down Pipe Back, Includes Front Pipe, Muffler Delete, Single Side Outlet, No Tip	PLM
MBRS60200409	Silverado 2500/3500HD EC/CC	2001-07	Duramax Diesel	5" Down Pipe Off Road, Includes Front Pipe, Single Side Outlet, 6" Tip	XP
MBRS60200AL	Silverado 2500/3500HD EC/CC	2001-07	Duramax Diesel	5" Down Pipe Back, Includes Front Pipe, Off-Road, Single Side Outlet, 5" Tip	Installer
MBRS60200PLM	Silverado 2500/3500HD EC/CC	2001-07	Duramax Diesel	5" Down Pipe Back, Includes Front Pipe, Off-Road, Muffler Delete Single Side Outlet, No Tip	PLM
MBRS60200SLM	Silverado 2500/3500HD EC/CC	2001-07	Duramax Diesel	5" Down Pipe Back, Includes Front Pipe, Off-Road, Muffler Delete Single Side Outlet, No Tip	SLM
Dodge					
MBRS5146409	Ram 1500	2009-18	5.7L Hemi	2-1/2" Cat-Back, Dual Split Rear Outlet, Through Stock Bumper, 4" Tip	XP
MBRS5146AL	Ram 1500	2009-18	5.7L Hemi	2-1/2" Cat-Back, Dual Split Rear Outlet, Through Stock Bumper, 4" Tip	Installer
MBRS5146BLK	Ram 1500	2009-18	5.7L Hemi	2-1/2" Cat-Back, Dual Split Rear Outlet, Through Stock Bumper, 4" Tip	Black
MBRS5148AL	Ram 1500 Ram 2500 Mega Cab	2006-08 2003-13	5.7L Hemi	3" Cat-Back, Single Side Outlet, 4" Tip	Installer
MBRS6100409	Dodge 2500/3500	1994-02	5.7L Cummins Diesel	4" Diameter Turbo Back Single Side Outlet, 5" Tip	XP
MBRS6100AL	Dodge 2500/3500	1994-02	5.7L Cummins Diesel	4" Diameter Turbo Back Single Side Outlet, 5" Tip	Installer
MBRS6100P	Dodge 2500/3500	1994-02	5.7L Cummins Diesel	4" Diameter Turbo Back Single Side Outlet, No Tip	Performance
MBRS6100PLM	Dodge 2500/3500	1994-02	5.7L Cummins Diesel	4" Diameter Turbo Back Single Side Outlet, Less Muffler, No Tip	PLM
MBRS61140PLM	Dodge 2500/3500	2003-04	5.7L Cummins Diesel	5" Diameter Turbo Back Single Side Outlet, Less Muffler, No Tip	PLM
MBRS6104AL	Dodge 2500/3500	2003-04	5.7L Cummins Diesel	4" Diameter Turbo Back Single Side Outlet, 5" Tip	Installer
MBRS6104P	Dodge 2500/3500	2003-04	5.7L Cummins Diesel	4" Diameter Turbo Back Single Side Outlet, No Tip	Performance
MBRS61120PLM	Dodge 2500/3500	1994-02	5.7L Cummins Diesel	5" Diameter Turbo Back Single Side Outlet, Less Muffler, No Tip	PLM
MBRS61160P	Dodge 2500/3500	2004.5 -07	5.7L Cummins Diesel	5" Diameter Turbo Back Single Side Outlet, Less Muffler, No Tip	Performance
MBRS61160PLM	Dodge 2500/3500	2004.5 -07	5.7L Cummins Diesel	5" Diameter Turbo Back Single Side Outlet, Less Muffler, No Tip	PLM
MBRS61160SLM	Dodge 2500/3500	2004.5 -07	5.7L Cummins Diesel	5" Diameter Turbo Back Single Side Outlet, Less Muffler, No Tip	SLM
MBRS6126409	Dodge 2500/3500	2004.5 -07	5.9L Cummins Diesel	4" Diameter, Turbo Back Single Side Outlet, 4" Tip	XP
MBRS6126AL	Dodge 2500/3500	2004.5 -07	5.9L Cummins Diesel	4" Diameter, Turbo Back Single Side Outlet, 5" Tip	Installer
MBRS6126P	Dodge 2500/3500	2004.5 -07	5.9L Cummins Diesel	4" Diameter, Turbo Back Single Side Outlet, No Tip	Performance
MBRS6126PLM	Dodge 2500/3500	2004.5 -07	5.9L Cummins Diesel	4" Diameter Turbo Back Single Side Outlet, Less Muffler, No Tip	PLM
Jeep					
MBRS5500BLK	Wrangler TJ	2000-06	2.5L 4 Cyl. 4.0L 6 Cyl.	2-1/2" Cat-Back, Single Side Outlet, 3-1/2" Tip	Black
MBRS5528BLK	Wrangler JK Rubicon	2007-18	3.6L/3.8L V6	2-1/2" Axle Back, Dual Rear Outlet, 4" Tip	Black

Exhaust Tips

Part No.	Description	Inlet	Outlet	Length
MBRT5051	Polished Stainless Steel, Single Wall, Angle Cut Rolled End, Clamp-On	4"	5"	12"
MBRT5051BLK	Black Coated Stainless Steel, Single Wall, Angle Cut Rolled End, Clamp-On	4"	5"	12"
MBRT5053	Polished Stainless Steel, Dual Wall, Angle Cut Slash End, Clamp-On	4"	5"	12"
MBRT5053BLK	Black Coated Stainless Steel, Dual Wall, Angle Cut Slash End, Clamp-On	4"	5"	12"
MBRT5072	Polished Stainless Steel, Dual Wall, Angle Cut Slash End, Clamp-On	4"	6"	12"
MBRT5072BLK	Black Coated Stainless Steel, Dual Wall, Angle Cut Slash End, Clamp-On	4"	6"	12"
MBRT5073	Polished Stainless Steel, Single Wall, Angle Cut Rolled End, Clamp-On	4"	6"	12"
MBRT5074	Polished Stainless Steel, Dual Wall, Angle Cut Slash End, Clamp-On	5"	6"	12"
MBRT5074BLK	Black Coated Stainless Steel, Dual Wall, Angle Cut Slash End, Clamp-On	5"	6"	12"
MBRT5075	Polished Stainless Steel, Single Wall, Angle Cut Rolled End, Clamp-On	5"	6"	12"
MBRT5127	Polished Stainless Steel, Single Wall, Angle Cut Rolled End, Clamp-On	5"	7"	18"
MBRT5128	Polished Stainless Steel, Single Wall, Angle Cut, Rolled End, Clamp-On	4"	8"	18"
MBRT5129	Polished Stainless Steel, Single Wall, Angle Cut, Rolled End, Clamp-On	5"	8"	18"



**2007-16 Jeep Wrangler JK
Spare Tire Relocation Bracket
MBR130718**

Laser cut and fully MIG-welded, this black powder coated heavy-duty spare tire bracket will support up to a 35 x 12.50 size wheel and tire. Includes all parts necessary for installation, including new wheel studs. No drilling required.



Turbo Up-Pipe Kits

Designed as a direct bolt-on replacement for the OE up-pipes on Ford Powerstroke Diesels that connect the exhaust manifold to the turbo. These EGR-compliant kits feature long-lasting aluminized steel, stainless steel flex couplings, and improved exhaust flow to increase power and fuel efficiency.



Turbo Down Pipes

These 3" diameter, mandrel bent 16-gauge steel down pipes mount between the factory turbo and exhaust system, allowing up to 20% greater air flow, increased horsepower/torque, lower EGT's, and a deeper exhaust tone. They're designed to let the turbo spool up faster resulting in quicker throttle response, and are manufactured with a tough, black, high-temperature ceramic coating. The pipe bolts onto factory mounting points for quick and easy installation.



**Diesel Quiet Tone
High-Flow Mufflers**

Engineered for noise reduction. Quiet Tone mufflers feature dual-core construction to allow optimum exhaust flow and superior sound suppression. Available in T409 stainless or aluminized steel and either 4" or 5" inlet/outlet.



Part No.	Application
MBRGM8424	2004.5-09 GM 6.6L Duramax, Downpipe LLY/LBZ/LMM Engines
MBRGM8425	2001-04 GM 6.6L Duramax, Downpipe LB7 Engines
MBRGM8427	2011-13 GM 6.6L Duramax, Downpipe LML Engines
MBRGM8428	2015.5-19 GM 6.6L Duramax, Downpipe

Part No.	Description
MBRM1004A	Universal Quiet Tone Muffler, Aluminized Steel, 4" Inlet/Outlet, 4" Diameter, 30" Overall Length
MBRM1004S	Universal Quiet Tone Muffler, T409 Stainless Steel, 4" Inlet/Outlet, 4" Diameter, 30" Overall Length
MBRM2220A	Universal Quiet Tone Muffler, Aluminized Steel, 5" Inlet/Outlet, 8" Diameter, 31" Overall Length

**Universal Muffler Delete Pipe Kit
MBRMDA30**

Reduce exhaust restriction and improve exhaust tone with this aluminized steel, 4" diameter, 30" overall length, universal muffler delete pipe. Includes clamps.



Baja ATZ^{P3}

The Baja ATZ features a unique hybrid design that combines the benefits of an all-terrain and a mud tire to provide great off-road traction during weekend play and the high-mileage and smooth ride of a radial tire. Siped tread lugs add traction on ice and wet pavement while deep, aggressive Sidebiters and self-cleaning multi-draft grooves help provide grip even in deep mud. Black, puncture-resistant 3-ply PowerPly sidewalls are designed to hold up under tough conditions.



Part No.	Size	Mea. Rim	Max. Load	Diameter	Sec. Width	Tread Width	Weight
MIC90000001916	35x12.5R16	8.0-11.0	3,860	34.5	12.5	10.0	67
MIC90000001918	33x11.5R17	7.5-9.0	3,195	33.0	11.5	9.3	59
MIC90000001948	LT35X12.50R20	8.5-11.0	3,195	34.7	12.5	10.0	69
MIC90000001919	33x12.5R17	(9.0) 8.5-11.0	3,195	32.6	12.3	10.0	63
MIC90000001941	LT37x12.50R17	(9.0) 8.5-11.0	3,525	36.9	13.1	10.4	79
MIC90000001943	33x12.5R18	(9.0) 8.5-11.0	3,195	32.6	12.1	10.0	63
MIC90000001944	35x12.5R18	(9.0) 8.5-10.0	3,750	35.1	12.5	10.0	71
MIC90000001945	33x11.5R20	(9.0) 8.0-10.0	3,305	32.6	11.7	9.3	64
MIC90000001946	33x12.5R20	(9.5) 8.5-11.0	3,195	33.4	12.5	10.3	66
MIC90000001949	LT37x12.50R20	(10.0) 8.5-11.0	3,750	36.7	12.5	10.4	80

Baja Claw TTC

Advance radial construction Baja Claw TTC is the ultimate traction tire. Tire combines the benefits of a 23° tread pattern, large directional Sidebiters, strategically placed siping, and PowerPly 3-ply puncture-resistant sidewalls.



Part No.	Size	Sidewall	Weight	Load Range	Max. Load	Appr. Rims	Mea. Rim	Section Width	Tread Width	Overall Dia.
OE Replacement Sizes										
MIC90000000167	31 x 10.50R15LT	BLK	48 lbs	C	2,270	7"-9"	8.5"	10.9"	8.3"	30.8"
MIC90000000168	33 x 12.50R15LT	BLK	60 lbs	C	2,205	8.5"-11"	10"	12.1"	9.7"	32.7"
MIC90000000169	35 x 12.50R15LT	BLK	67 lbs	C	2,535	8.5"-11"	10"	12.2"	10.0"	34.8"
LT Metric Sizes										
MIC90000000174	LT315/70R17	BLK	68 lbs	D	3,195	8.5"-10"	9.5"	12.8"	9.8"	34.6"

Baja STZ

The perfect choice for work or play, the Baja STZ provides excellent steering response, superior grip, and great all-weather traction. Serrated tie bars and shoulder scallops offer improved tread stability and off-road traction, while self-cleaning multi-draft lug angles provide increase lug durability and reduce stone retention.



Part No.	Size	Sidewall	Weight	Load Range	Max. Load	Appr. Rims	Mea. Rim	Section Width	Tread Width	Overall Dia.
OE Replacement Sizes										
MIC90000029941	265/75R16	OWL	40 lbs	Standard	2,756	7"-9"	7.5"	10.5"	8.0"	31.7"

Baja MTZ^{P3}

The new Mickey Thompson Baja MTZ^{P3} is an incredible mud terrain tire that's been specially designed with a unique silica-reinforced tread compound for longer wear, enhanced wet weather capability, and superior cut and chip resistance. The Baja MTZ^{P3} tread also features siped tread lugs with variable draft angles for better traction and stone ejection, and angled shoulder scallops with mud pocket scoops for better traction in mud and loose soil.



Part No.	Tire Size	Load Range	Sidewall	(Meas. Rim Width)/ Approved Rim Width	Max. Infl. PSI	Max. Load Lbs	O.D. Inches	Section Width	Tread Width	Tread Depth 32Nds	Appx. Weight Lbs
MIC90000024178	31X10.50R15LT	C	OWL	(8.5) 7.0 - 9.0	50	2,270	30.8	10.7"	8.5"	20.0	47
MIC90000024260	35X12.50R15LT	C	OWL	(10.0) 8.5 - 11.0	35	2,535	34.8	12.5"	10.1"	21.0	68
MIC90000024261	32x10.5R16	E	OWL	(7.5) 7.0 - 8.0	80	3,415	31.9	10.5"	8.4"	18.5	54
MIC90000024266	32x10.5R17	E	OWL	(8.0) 7.0 - 8.5	80	3,195	31.9	10.7"	8.5"	18.5	54
MIC90000024271	LT37x12.50R17	D	BLK	(10.0) 8.5 - 11.0	50	3,25	36.8	13.0"	10.2"	22.0	74
MIC90000024275	32x12.5R18	E	OWL	(9.0) 8.5 - 10.0	65	3,750	35.1	12.4"	9.9"	21.0	70
MIC90000024276	LT37x13.50R18LT	D	BLK	(11.0) 8.5 - 11.0	50	3,525	36.8	13.3"	11.0"	22.0	82
MIC90000024279	LT35x12.50R20	E	BLK	(10.0) 8.5 - 11.0	65	3,195	34.7	12.4"	10.2"	21.0	68

Deegan 38™ **NEW!**

The new Deegan 38 tire from Mickey Thompson is the ultimate all-purpose mud-terrain tire. Features wide outer voids and an aggressive tread pattern for great self-cleaning performance and a tough look. Tight inner void sections reduce noise and provide a greater contact area for improved road manners, while generous siping enhances all-season performance, even on ice and rain-slick roads.



Part No.	Tire Size	Load Range	Sidewall	(Meas. Rim Width)/ Approved Rim Width	Max. Infl. PSI	Max. Load Lbs	O.D. Inches	Section Width	Tread Width	Tread Depth 32Nds	Appx. Weight Lbs
MIC90000020918	33X12.50R15LT	C	RWL	(10.5) 8.5 - 11.0	35	2,205	32.6	12.4"	9.8"	20.0	56
MIC90000021040	35X12.50R20LT	E	BLK	(10.0) 8.5 - 11.0	65	3,195	34.7	12.4"	9.9"	20.0	65

Deegan 38™ **ALL TERRAIN NEW!**

Mickey Thompson's new Deegan 38 All-Terrain tire features a silica-reinforced tread compound for improved all-weather performance, enhanced cut/chip resistance, and improved longevity. High-tensile 2-ply body cord helps reduce weight and improve durability and ride. The use of angled shoulder scallops and two-pitch SideBiter(R) treads improves off-road traction, while variable draft angles and tread chamfers reduce stone and dirt retention. These are an excellent upgrade tire for today's pickups and SUV's, and include a 60,000 mile limited treadwear warranty on standard versions and a 55,000 mile limited treadwear warranty on LT versions.



Part No.	Tire Size	Sidewall	(Meas. Rim Width)/Approved Rim Width	(Overall Tire Diameter)	Max. Load Lbs
MIC90000029943	265/70R17	RWL	7-9	31.42	2,679
MIC90000029616	265/70R17LT	RWL	7-8.5	31.65	3,195
MIC90000029619	285/70R17LT	RWL	7.5-9	32.83	3,195
MIC90000029620	275/70R18LT	RWL	7-8.5	33.23	3,640
MIC90000029948	275/60R20	RWL	7.5-9.5	33.03	2,679
MIC90000029625	35x12.50R20LT	BLK	8.5-11	34.65	3,195

DC Torque

The DC Torque combines a flat black finish, machined accents, and tough satin clear coat. Designed for newer trucks and SUV's that require higher offsets, additional brake caliper clearance and the ability to use the factory TPMS (Tire Pressure Monitoring Sensors). The perfect choice for the truck owner that wants to combine style with usability on or off-road. Each wheel is sold complete with center cap. Use bulge/conical seat lug nuts.



Part No.	Size	Approx. Weight	Bolt Circle	Back Space	Offset (mm)	Max Load
MIC90000000060	16 x 8.0"	23 lbs.	8 x 6.5"	4-1/2"	+00	3,640

Classic Baja Lock - Black

The Baja combines Classic III styling with the look of a real beadlock without the expense. Features a matte black center and finely machined details with large M/T logos, then coated with protective matte finish. Available in popular 15, 16, and 17 sizes with a high load rating, the Baja has a non-corrosive matte black screw-on cap with a gloss black M/T logo.



Part No.	Size	Bolt Circle	Back Space
MIC90000020045	15 x 8"	5 x 4.5"	3-5/8"
MIC90000020081	16 x 10"	6 x 5.5"	4-1/2"
MIC90000020082	16 x 10"	8 x 6.5"	4-1/2"
MIC90000020089	17 x 9"	6 x 5.5"	4-1/2"
MIC90000020090	17 x 9"	8 x 6.5"	5"

Sidebiter II

Styled after one of the best known innovations in off-road history; Mickey Thompson's revolutionary tread-on-the-sidewall, tire design called Sidebiters. This wheel is built to be a heavy-duty performer with exceptional styling design. The entire wheel is coated in a protective satin black finish. New pop-top style center cap embossed with M/T logo. Available in 15, 16, and 17 inch.



Part No.	Size	Bolt Circle	Back Space
MIC90000019380	15 x 8"	5 x 4.5"	3-5/8"
MIC90000019384	15 x 10"	5 x 5.5"	3-5/8"
MIC90000019386	16 x 8"	6 x 5.5"	4-1/2"
MIC90000019400	17 x 9"	5 x 5.5"	5"
MIC90000019401	17 x 9"	6 x 135"	5"
MIC90000019403	17 x 9"	8 x 6.5"	5"

Classic III

Offered in a highly polished natural aluminum or satin black finish with protective clear coat, the Classic III has a smooth outer lip for a clean look. A non-corrosive two-tone screw-in center cap completes the look. For use with bulge/conical seat lug nuts, the Classic III carries a limited lifetime warranty against structural defects.



Part No.	Size	Appx. Weight	Bolt Circle	Back Space
Polished				
MIC90000001760	15 x 8"	16	6 x 5.5"	3-5/8"
MIC90000001718	15 x 8"	17	5 x 4.5"	3-5/8"
MIC90000001784	17 x 9"	24	6 x 5.5"	4-1/2"
Black				
MIC90000001747	15 x 8"	17	5 x 4.5"	3-5/8"



Wheel Locks & Lug Nuts

The McGard name has been synonymous with quality and safety for over thirty years. Built to last a lifetime, McGard lug nuts and wheel locks provide long-lasting beauty and the highest level of protection against costly wheel and tire theft. McGard's triple-nickel chrome plating is guaranteed for life against rusting, chipping, or peeling. Sold in packs of 4.

Bulge Series Tough Nuts

Bulge lug nuts have an extended seating surface that is designed to match the surface of aluminum wheels. Bulge lug nuts have a 3/4" hex.



Bulge Series
MCG64010

Cone Seat

Cone seat style wheel locks and lug nuts are for use with steel and aluminum wheels with exposed chrome lug nuts that are tapered at the bottom.



Cone Seat
MCG64000

Regular Shank

Regular shank lug nuts and wheel locks are for use with custom replacement cast or forged aluminum wheels that are between 9/16" and 7/8" thick at the stud hole.



Regular Shank
MCG61000

Long Shank

Long shank-style lug nuts and wheel locks are for use with custom replacement cast or forged aluminum wheels that are at least 7/8" thick, but less than 1-1/4" thick at the stud hole.



Long Shank
MCG62000

Extra-Long Shank

Lug nuts are available to fit extra-long applications such as Cragar SST, Superlite, Supertrick, etc. Shank length is 1.365" and shank diameter is .680". Kits include stainless steel washers.

Extra Long Shank
MCG63015



Thread Size	Locks	Lug Nut	Bulge Lug Nut
Cone Seat			
1/2"	MCG24130 ²	MCG64000 ²	MCG64010 ¹
7/16"	MCG24132 ¹	MCG64001 ²	MCG64011 ¹
12mm x 1.5	MCG24137 ¹	—	MCG64012 ¹
12mm x 1.75	MCG24160	MCG64019 ²	—
14mm x 1.5	MCG24210 ^{4,5}	MCG64014 ^{4,5} MCG64021 ^{2,5}	—
14mm x 1.5	MCG25115	MCG64069 ^{4,6}	MCG64073 ^{4,6}
14mm x 1.5 Black	MCG25116	MCG64072 ^{4,6}	—
14mm x 2.0	MCG24205	MCG64020	—
* Regular Shank .746" Shank			
1/2"	—	MCG61000 ²	—
7/16"	—	MCG61001 ²	—
* Long Shank .946" Shank			
1/2"	—	MCG62000 ²	—
7/16"	—	MCG62001 ²	—
* Extra Long Shank 1.365" Shank			
7/16"	MCG23180	MCG63015 ²	—
1/2"	—	MCG63014 ²	—
12mm x 1.5	—	MCG63016 ²	—

Warning: When installing wheel locks or lug nuts, verify correct seating surface style (cone, shank, etc.) and thread size. Also verify that fastener has not bottomed out on wheel stud before tightening against wheel.

Footnotes

1 - 3/4" Hex 2 - 13/16" Hex 4 - 22mm Hex 5 - 1.965" 6 - 1.1.635"

* Shank-Style nuts come with washers

Cone Seat SplineDrive® Lug Nuts NEW!

McGard SplineDrive cone seat lug nuts are chrome-plated and will not rust, chip, or peel. The plating process includes three layers of nickel and one layer of microporous chrome or black. They are available in black, full chrome, chrome with red caps, or chrome with blue caps.

Lug nuts will only work with alloy wheels and require a SplineDrive installation tool (not included).

Thread Size	Package / 4
1.24" Length	
1/2 x 1.5 Chrome	MCG65357
1.648" Length	
14 x 1.5 Chrome	MCG65315
14 x 1.5 Black	MCG65315BK



SplineDrive® Installation Tools NEW!

Installation tool is required for installation and removal of SplineDrive lug nuts. SplineDrive lug nut 4-packs and bulk boxes DO NOT include an installation tool.

Description	Diameter	Hex Size	Package / 1
For 1/2-20, 12 x 1.25 & 12 x 1.5 nuts	.797"	13/16	MCG65300
For 14 x 1.5 nuts only	.938"	22mm	MCG65302



Jeep Wrangler Door Locks NEW!

Simply replace the upper hinge nuts with door lock nuts to protect your Jeep doors from theft.



Application	Year	2-Door	4-Door
Jeep Wrangler JL	2018	MCG76157	MCG76160
Jeep Wrangler JK & Unlimited JK	2007-18	MCG76057	MCG76060

Jeep Wrangler 5-Lock Sets NEW!

Wheel and tire theft protection for your road wheels and spare. Contains 5 locks (4 for the road wheels and 1 for the spare) with 1 matching key. Tuner style fits in close tolerance lug hole.



Part No.	Style	Color	Hex
Wrangler JL 14 x 1.5 Thread Size			
MCG24515	Regular	Chrome	21mm & 22mm
MCG24516	Regular	Black	21mm & 22mm
MCG25515	Tuner	Chrome	22mm
MCG25515BK	Tuner	Black	22mm
All Wranglers (Except JL) 1/2-20 Thread Size			
MCG24538	Regular	Chrome	3/4" & 13/16"
MCG24548	Regular	Black	3/4" & 13/16"
MCG25540	Tuner	Chrome	13/16"
MCG25540BK	Tuner	Black	13/16"

Wheel Installation Kits

The best theft protection money can buy. Finish is guaranteed for life not to chip, peel or rust! Kits include Tough Nut hex lug nuts, 4 wheel locks, key tool, I.D. card, key tool storage pouch, and chrome sleeve valve stems.

Thread Size	Overall Length	Hex Size	5 Lug Part No.	6 Lug Part No.	8 Lug Part No.
Cone Seat Hex Nut Installation Kits					
M12 x 1.5	1.5"	13/16"	MCG84557	—	—





For over 35 years Mechman alternators has been manufacturing high-performance alternators for any and all types of vehicles. Focused on producing the most reliable and best-performing product in the marketplace, each Mechman alternator is hand-built in the U.S. and dyno tested prior to shipment. With five different series of products available to fit any application including drag race, road race, street rod, diesel performance, pro touring, or car audio.

S Series

With applications available for a broad range of both domestic and import vehicles, these cast aluminum, six-phase alternators offer incredible output in a very compact unit. Highly efficient, the units use less horsepower than conventional three-phase alternators and generate 240 amps. [we don't carry the other sizes/capacities]. 12 diodes, twin rectifier plates, and twin cooling fan construction ensures long life in any application or operating environment.



Part No.	Description
MEC13341240	1997-2002 Dodge Dakota, 240 Amps, 6-Groove Pulley
	1991-2001 Jeep Cherokee, All Engines, 240 Amps, 6-Groove Pulley
	1993-1998 Jeep Grand Cherokee, 4.0 Liter Engine, 240 Amps, 6-Groove Pulley
	1991-1998 Jeep Wrangler, 4.0 Liter Engine, 240 Amps, 6-Groove Pulley
	1991-2002 Jeep Wrangler, 2.5 Liter Engine, 240 Amps, 6-Groove Pulley
MEC13453240	1992-2003 Dodge Dakota, 3.9, 5.2 and 5.9 Liter Engines, 240 Amps, 6-Groove Pulley
	1998-2003 Dodge Durango, 3.9, 5.2 and 5.9 Liter Engines, 240 Amps, 6-Groove Pulley
	1994-2001 Full Size Truck, 3.9, 5.2 and 5.9 Liter Engines, 240 Amps, 6-Groove Pulley
	1994-2003 Full Size Truck, 8.0 Liter Engines, 240 Amps, 6-Groove Pulley
	1993 Full Size Van, 3.9 Liter Engines, 240 Amps, 6-Groove Pulley
	1993-2003 Full Size Van, 5.2 and 5.9 Liter Engines, 240 Amps, 6-Groove Pulley
	1998 Grand Cherokee, 5.9 Liter Engines, 240 Amps, 6-Groove Pulley
MEC13777240	1993-1998 Grand Cherokee, 5.2 Liter Engines, 240 Amps, 6-Groove Pulley
	1999-06 Jeep 4.0L, 240 Amps, 6-Groove Pulley



G Series

These reasonably priced premium units are based on large case GM, Ford, or Mitsubishi housings. Designed with durability in mind, they feature a custom designed, solid copper rectifier with six press-fit high-amp diodes, premium NTN bearings, and heavy-duty regulators where applicable. 240-amp output.

Part No.	Description
MEC7787240	1997-2004 Ford Explorer, 4.0 Liter SOHC Engines, 240 Amp Output, 1.75" Diameter, 6-Groove Pulley, T-Mount
	1996-2001 Ford Explorer, 5.0 Liter Engines, 240 Amp Output, 1.75" Diameter, 6-Groove Pulley, T-Mount
	1997-2004 Ford Mountaineer, 4.0 Liter SOHC Engines, 240 Amp Output, 1.75" Diameter, 6-Groove Pulley, T-Mount
	1996-2001 Ford Mountaineer, 5.0 Liter Engines, 240 Amp Output, 1.75" Diameter, 6-Groove Pulley, T-Mount
MEC8206240	1999-2004 Cadillac Escalade, 5.7,6.0 and 6.2 Liter Engines, 240 Amp Output, 1.75" Diameter, 6-Groove Pulley, T-Mount
	2002-2004 Chevrolet Avalanche, All Engines, 240 Amp Output, 1.75" Diameter, 6-Groove Pulley, T-Mount
	1996-2012 Chevrolet Express, Van w/4 Pin Plug 240 Amp Output, 1.75" Diameter, 6-Groove Pulley, T-Mount
	1996-2004 Chevrolet Full Size Truck, All Gas Engines, 240 Amp Output, 1.75" Diameter, 6-Groove Pulley, T-Mount
	2001-2007 Chevrolet Full Size Truck, 6.6 Liter Duramax Engines, 240 Amp Output, 1.75" Diameter, 6-Groove Pulley, T-Mount
	1994-2004 Chevrolet S-10/Blazer, 4.3 Liter Engines, 240 Amp Output, 1.75" Diameter, 6-Groove Pulley, T-Mount
	2003-2006 Chevrolet SSR 5.3/6.0 Liter Engines, 240 Amp Output, 1.75" Diameter, 6-Groove Pulley, T-Mount
	1996-2004 Chevrolet Suburban, w/4 Pin Oval Plug, 240 Amp Output, 1.75" Diameter, 6-Groove Pulley, T-Mount
	1996-2004 Chevrolet Tahoe/Full Size Blazer, All Gas Engines, 240 Amp Output, 1.75" Diameter, 6-Groove Pulley, T-Mount
	2003-2006 Chevrolet Trailblazer, 5.3/6.0 Liter Engines, 240 Amp Output, 1.75" Diameter, 6-Groove Pulley, T-Mount
	2003-2006 GMC Envoy, 5.3 Liter Engines, 240 Amp Output, 1.75" Diameter, 6-Groove Pulley, T-Mount
	2006 GMC Envoy, 6.0 Liter Engines, 240 Amp Output, 1.75" Diameter, 6-Groove Pulley, T-Mount
	1996-2004 GMC Full Size Truck/Sierra, 4.3 Liter Engines, 240 Amp Output, 1.75" Diameter, 6-Groove Pulley, T-Mount
	1999-2004 GMC Full Size Truck/Sierra, 4.8 Liter Engines, 240 Amp Output, 1.75" Diameter, 6-Groove Pulley, T-Mount
	1999 GMC Full Size Truck/Sierra, 5.0 Liter Engines, 240 Amp Output, 1.75" Diameter, 6-Groove Pulley, T-Mount
	1999-2004 GMC Full Size Truck/Sierra, 5.3 Liter Engines, 240 Amp Output, 1.75" Diameter, 6-Groove Pulley, T-Mount
	1996-2000 GMC Full Size Truck/Sierra, 5.7 Liter Engines, 240 Amp Output, 1.75" Diameter, 6-Groove Pulley, T-Mount
	1999-2005 GMC Full Size Truck/Sierra, 6.0 Liter Engines, 240 Amp Output, 1.75" Diameter, 6-Groove Pulley, T-Mount
	2001-2006 GMC Full Size Truck/Sierra, 6.6 Liter Diesel Engines, 240 Amp Output, 1.75" Diameter, 6-Groove Pulley, T-Mount
	1996-2000 GMC Full Size Truck/Sierra, 7.4 Liter Engines, 240 Amp Output, 1.75" Diameter, 6-Groove Pulley, T-Mount
	2001-2005 GMC Full Size Truck/Sierra, 8.1 Liter Engines, 240 Amp Output, 1.75" Diameter, 6-Groove Pulley, T-Mount
	1994-2004 GMC S-15/Sonoma/Jimmy, 4.3 Liter Engines, 240 Amp Output, 1.75" Diameter, 6-Groove Pulley, T-Mount
	1996-2012 GMC Savana Van, w/4 Pin Over Plug, 240 Amp Output, 1.75" Diameter, 6-Groove Pulley, T-Mount
	1996-2004 Suburban, w/4 Pin Over Plug, 240 Amp Output, 1.75" Diameter, 6-Groove Pulley, T-Mount
	1996-2004 Yukon, w/4 Pin Over Plug, 240 Amp Output, 1.75" Diameter, 6-Groove Pulley, T-Mount
	2003-2007 Hummer H2, 6.2 Liter Engines, 240 Amp Output, 1.75" Diameter, 6-Groove Pulley, T-Mount

Elite Series - Billet Alternator With Black Finish

Designed with cutting-edge, six-phase hairpin technology, twin internal rectifier plates with finned heat sinks and 12 massive press-fit high-amp diodes, these units are capable of handling incredible power demands, even at idle speeds. With 370-amp generating capacity.



Part No.	Description	
MECB8206370B	1999-2005 Cadillac Escalade, 5.7/6.0/6.2 Liter Engines, 370 Amps, 6-Groove 1.75 Diameter Pulley, Billet, Black	
	2002-2004 Chevrolet Avalanche, All Engines, 370 Amp, 6 Groove 1.75 Diameter Pulley, Billet, Black	
	1996-2012 Chevrolet Express Van, w/4 Pin Plug, 370 Amp, 6 Groove 1.75 Diameter Pulley, Billet, Black	
	1996-2004 Chevrolet Full Size Truck, All Gas Engines, 370 Amp, 6 Groove 1.75 Diameter Pulley, Billet, Black	
	2001-2007 Chevrolet Full Size Truck, 6.6 Liter Duramax Engine, 370 Amp, 6 Groove 1.75 Diameter Pulley, Billet, Black	
	1994-2004 Chevrolet S-10/Blazer, 4.3 Liter Engine, 370 Amp, 6 Groove 1.75 Diameter Pulley, Billet, Black	
	2003-2006 Chevrolet SSR, 5.3/6.0 Liter Engine, 370 Amp, 6 Groove 1.75 Diameter Pulley, Billet, Black	
	1996-2004 Chevrolet Suburban, w/ 4 Pin Oval Plug, 370 Amp, 6 Groove 1.75 Diameter Pulley, Billet, Black	
	1996-2004 Chevrolet Tahoe/Full Size Blazer, All Gas Engines, 370 Amp, 6 Groove 1.75 Diameter Pulley, Billet, Black	
	2003-2006 Chevrolet Trailblazer, 5.3/6.0 Liter Engines, 370 Amp, 6 Groove 1.75 Diameter Pulley, Billet, Black	
	2003-2006 GMC Envoy, 5.3 Liter Engine, 370 Amp, 6 Groove 1.75 Diameter Pulley, Billet, Black	
	2006 GMC Envoy, 6.0 Liter Engine, 370 Amp, 6 Groove 1.75 Diameter Pulley, Billet, Black	
	1996-2004 GMC Full Size Truck/Sierra, 4.3 Liter Engine, 370 Amp, 6 Groove 1.75 Diameter Pulley, Billet, Black	
	1999-2004 GMC Full Size Truck/Sierra, 4.8 Liter Engine, 370 Amp, 6 Groove 1.75 Diameter Pulley, Billet, Black	
	1996-1999 GMC Full Size Truck/Sierra, 5.0 Liter Engine, 370 Amp, 6 Groove 1.75 Diameter Pulley, Billet, Black	
	1999-2004 GMC Full Size Truck/Sierra, 5.3 Liter Engine, 370 Amp, 6 Groove 1.75 Diameter Pulley, Billet, Black	
	1996-2000 GMC Full Size Truck/Sierra, 5.7 Liter Engine, 370 Amp, 6 Groove 1.75 Diameter Pulley, Billet, Black	
	1999-2005 GMC Full Size Truck/Sierra, 6.0 Liter Engine, 370 Amp, 6 Groove 1.75 Diameter Pulley, Billet, Black	
	2001-2006 GMC Full Size Truck/Sierra, 6.6 Liter Engine, 370 Amp, 6 Groove 1.75 Diameter Pulley, Billet, Black	
	1996-2000 GMC Full Size Truck/Sierra, 7.4 Liter Engine, 370 Amp, 6 Groove 1.75 Diameter Pulley, Billet, Black	
	2001-2005 GMC Full Size Truck/Sierra, 8.1 Liter Engine, 370 Amp, 6 Groove 1.75 Diameter Pulley, Billet, Black	
	1994-2004 GMC S-15/Sonoma/Jimmy, 4.3 Liter Engine, 370 Amp, 6 Groove 1.75 Diameter Pulley, Billet, Black	
	1994-2004 GMC Safari, 4.3 Liter Engine, 370 Amp, 6 Groove 1.75 Diameter Pulley, Billet, Black	
	1996-2012 GMC Savana Van, w/4 Pin Oval Plug, 370 Amp, 6 Groove 1.75 Diameter Pulley, Billet, Black	
	1996-2004 GMC Suburban, w/Oval Plug, 370 Amp, 6 Groove 1.75 Diameter Pulley, Billet, Black	
	1996-2004 GMC Yukon, w/Oval Plug, 370 Amp, 6 Groove 1.75 Diameter Pulley, Billet, Black	
	2003-2007 Hummer H2, 6.2 Liter Engine, 370 Amp, 6 Groove 1.75 Diameter Pulley, Billet, Black	
	MECB8302370B	2005-2012 Cadillac Escalade, 5.7/6.0/6.2 Liter Engine, 370 Amp, 6 Groove 1.75 Diameter Pulley, Billet, Black
		2005-2012 Chevrolet Avalanche, All Engines, 370 Amp, 6 Groove 1.75 Diameter Pulley, Billet, Black
		2005-2012 Chevrolet Express Van, w/2 Pin Plug, 370 Amp, 6 Groove 1.75 Diameter Pulley, Billet, Black
2005-2012 Chevrolet Full Size Truck, All Gas Engines, 370 Amp, 6 Groove 1.75 Diameter Pulley, Billet, Black		
2008-2013 Chevrolet Full Size Truck, 6.6 Liter Duramax Engines, 370 Amp, 6 Groove 1.75 Diameter Pulley, Billet, Black		
2005-2013 Chevrolet Suburban, w/4 Pin Oval Plug, 370 Amp, 6 Groove 1.75 Diameter Pulley, Billet, Black		
2005-2013 Chevrolet Tahoe/Full Size Blazer, All Gas Engines, 370 Amp, 6 Groove 1.75 Diameter Pulley, Billet, Black		
2007-2009 Chevrolet Trailblazer, 5.3 Liter Engine, 370 Amp, 6 Groove 1.75 Diameter Pulley, Billet, Black		
2007-2008 GM Envoy, 5.3 Liter Engine, 370 Amp, 6 Groove 1.75 Diameter Pulley, Billet, Black		
2007-2009 GM Envoy, 6.0 Liter Engine, 370 Amp, 6 Groove 1.75 Diameter Pulley, Billet, Black		
2005-2012 GM Full Size Truck/Sierra, 4.3 Liter Engine, 370 Amp, 6 Groove 1.75 Diameter Pulley, Billet, Black		
2005-2009 GM Full Size Truck/Sierra, 4.8 Liter Engine, 370 Amp, 6 Groove 1.75 Diameter Pulley, Billet, Black		
2005-2012 GM Full Size Truck/Sierra, 5.3 Liter Engine, 370 Amp, 6 Groove 1.75 Diameter Pulley, Billet, Black		
2006-2009 GM Full Size Truck/Sierra, 6.0 Liter Engine, 370 Amp, 6 Groove 1.75 Diameter Pulley, Billet, Black		
2009-2013 GM Full Size Truck/Sierra, 6.2 Liter Engine, 370 Amp, 6 Groove 1.75 Diameter Pulley, Billet, Black		
2007-2009 GM Full Size Truck/Sierra, 6.6 Liter Engine, 370 Amp, 6 Groove 1.75 Diameter Pulley, Billet, Black		
2006-2007 GM Full Size Truck/Sierra, 8.1 Liter Engine, 370 Amp, 6 Groove 1.75 Diameter Pulley, Billet, Black		
2005-2012 GM Savana Van, w/2 Pin Plug, 370 Amp, 6 Groove 1.75 Diameter Pulley, Billet, Black		
2005-2013 GM Suburban, with Oval Plug, 370 Amp, 6 Groove 1.75 Diameter Pulley, Billet, Black		
2005-2011 GM Yukon, with Oval Plug, 370 Amp, 6 Groove 1.75 Diameter Pulley, Billet, Black		
2008-2009 Hummer H2 6.2 Liter Engine, 370 Amp, 6 Groove 1.75 Diameter Pulley, Billet, Black		
2008-2009 Hummer H3 5.3 Liter Engine, 370 Amp, 6 Groove 1.75 Diameter Pulley, Billet, Black		

Mile Marker Lock Out Hubs

Known for exceptionally smooth operation and great looks, the Supreme (available in chrome or stainless steel) and Street Master (chrome) hubs feature the latest patented technology for years of reliable operation.. Hubs sold in pairs.



Part No.	Description	Fits	Hub Conversion Kit
MMM436	Supreme, Chrome	Geo Tracker, ALL	—
MMM426	Supreme, Aluminum	Ford 1998-00 Ranger	—
MMM428 ^{A,C}	Supreme, Chrome	Ford 1990-94 Explorer, 1990-97 Ranger	MMM95-27997
MMM427 ^{A,C}	Supreme, Chrome	Ford Bronco II, Ranger, 1983-89	MMM95-27988
MMM104 ^{A,B}	Supreme, Stainless	Jeep 1974-87, Chevy/GMC 1969-87, Mopar 1969-93, Ford 1959-87, 1990-96	MMM95-32720
MMM449SS ^{A,B}	Supreme, Stainless	Chevy/GMC K-30, 1978-87 Dana 50 and 60 in Chevy/ GMC, Ford F250 and Dodge 1-Ton	MMM95-32721
MMM302 ^{A,B}	Street Master, Chrome	Jeep 1974-87, Chevy/GMC 1969-87, Mopar 1969-93, Ford 1959-87, 1990-96	MMM95-32720
MMM490 ^C	Supreme, Chrome	Toyota Land Cruiser '63-'75, T100 '93-'98	MMM95-29918
MMM490 ^A	Supreme, Chrome	Toyota 4Runner 4x4 Pickup '86.5-'94 A, T-100 '93-'98	
MMM490	Supreme, Chrome	Toyota Pickup Hilux, 4Runner '76-98	

- A - Ford Applications ONLY:** If OEM automatic hubs, a conversion kit is required to convert to manual hubs.
 - B - Ford Applications ONLY (except Dana):** 1973-79 vehicles with full-time 4-wheel drive require a transfer case conversion kit. See 4x2 conversion kit in Mile Marker Catalog, or ask sales associate for assistance.
 - C -** See the Mile Marker manual hub applications catalog for additional guidance on replacing automatic hubs. Most conversion kits are required for Warn hubs rather than Mile Marker hubs.
- * Classic style "Top Hat" design hub.

Trailer/Utility Winch With Mounting Plate

MMM76-50115BW

The SEC4500 is a versatile utility recovery winch that's great for trailers and large side-by-side ATVs.. This new 4500-lb. capacity utility winch is fully submersible and features a 3.7 HP permanent magnet motor, rugged planetary gear set, galvanized roller fairlead, 80 feet of galvanized 1/4" diameter cable, integrated kill switch, and a power-in/power-out remote control. Also includes mounting plate and 8' tow strap to protect valuable cargo from cable damage.



Project ES Winches

Fully submersible winches feature 19 seals throughout the assembly to keep out contaminants. Features best-in-class line speeds, load holding brake, corrosion proof construction, submersible 300-amp solenoids with marine-grade connections, stainless steel hardware, black zinc clutch handles, and anodized aluminum tie bars. Each roller fairlead is coated with Dacromet, a world-class metal coating known for its anti-corrosion properties. Include remote control, plug, and socket.



Part No.	Description	Cable
MMM77-50141W	SEC8 Winch, 8,000 lb. Capacity, Each	100' x 5/16"
MMM76-50246BW	SEC95, Winch, 9,500 lb. Capacity, Each	100' x 3/8"

Heavy Duty Recovery Kit

MMM19-00150

Designed for the heaviest of tasks in recovery. This kit includes a 30,000 lb. rated snatch block, snatch block, a 10' choker chain, a 30' recovery strap, 2 3/4" alloy shackles, and a pair of leather gloves. These components are housed in a weatherproof bag with removable work tray to keep everything in order.



Neoprene Winch Covers

Heavy-duty neoprene covers protect electric winches from the elements.



Part No.	Description
MMM8505	Winch Cover, Fits Mile Marker 2,500 lb. To 3,500 lb. Electric Winches
MMM8506	Winch Cover, Fits Mile Marker 8,000 lb. To 12,000 lb. Electric Winches

GM 203 New Process Conversion Kits

These Mile Marker part-time transfer case conversions are perfect for owners of full-time 4WD vehicles. You can count on these kits to reduce wear and tear on your drivetrain, as well as to create some savings at the gas pump. Each kit has been carefully designed to provide years of trouble-free service.



Part No.	Description
MMM501	203 Transfer Case Conversion Kit Without Hubs
MMM502	203 Transfer Case Conversion Kit With Premium 1/2 Ton Hubs (Also Fits 1978-79 3/4 Ton)

Channel Mounts For Trucks And SUVs

Uses the simplicity of a one-piece mount for your utility vehicle or pick-up. These mounts are made from 1/4" high-quality steel, and finished with a baked-on black powder coat. The universal mount can be welded or bolted to adapt to any application. The Jeep mount is a ready bolt-on application for all Wrangler models.



Part No.	Description
MMM50-87283	Universal Channel Mount
MMM60-50015	Trailer Mounting Plate

ATV Electric Winches

MMM77-53112BW

PE3.5(es) With Synthetic Rope, 3,500 LB Capacity ATV winches boast top-of-the-line recovery speeds, an excellent braking system, and also feature Synthetic Rope as an option. These winches include both a handheld remote control and a handlebar mounted remote control providing "power in" and "power out" functions. Mile Marker has also developed a new waterproof, 300-amp rated solenoid, giving maximum duty cycle to these bantam-size power houses.



Details	Description
Gear Ratio	PE3.5 - 153:1, PE2.5 - 241:1
Control Pendant	Power-In, Power-Out Remote And Handlebar Remote
Synthetic Rope	3/16" x 50' (Nominal 5,440 Lbs)

PE5000(es) Side-By-Side Utility Winch

MMM77-53120W

This Steel Rope, 5,000 LB mini-monster features all-metal, planetary gear systems for unmatched reliability. With a submersible, 300-amp solenoid, there is nowhere this winch can't go. The PE5000(es) winch packs enough punch to take on the most daunting tasks.



Details	Description
Rated Line Pull	5,000 Lbs
Gear Ratio	165:01:00
Control Pendant	Power-In, Power-Out Remote
Cable Or Rope	1/4" x 50 Synthetic Rope

ATV/UTV Recovery Kit

MMM19-00105

ATV/UTV Recovery Kit includes everything that you need to push your trail blazing ATV/UTV to the limits: 2 powder coated shackles, two 1" X 8' straps, a snatch block, and a pair of gloves all packaged in a durable carrying case that can be strapped virtually anywhere on your rig.



Recovery Gloves

Cowhide palms with SBR padding to protect your hands from cable burrs and rope burns, while a combination of synthetic leather and neoprene lines the glove, allowing excellent breathability and functional dexterity.



Part No.	Description
MMM30-19-G2	X-Large

4" x 6' Tree Saver Strap

MMM19406

Be conscious of your environment with this 6-foot Tree Saver strap. The Tree Saver is rated to 50,000 pounds.



Recovery Straps

These straps have built-in blue lines that appear over time to indicate when the strap is no longer safe to use & needs to be replaced. 30,000 pound rating.



Part No.	Description
MMM19315	3" x 15'

SEC8 Winch

MMM77-50141W

A no-frills, down-to-business, 8,000-pound winch which redefines value and performance. Remote features power-in, power-out. Includes 100' of 5/16" cable.



SEC15(es) 15,000 LB. Electric Winch With Aircraft Cable

MMM76-50260W

The lightest 15,000 pound winch in the industry! Weighing in at only 85 pounds, the SEC15 packs heavy-duty power in its compact design. Featuring compact dimensions and 25% less weight than other winches in its class, the SEC15 mounts easily and is a great choice for full-size trucks that are looking for big winch power without adding big winch weight to the vehicle's front end.



Details	Description
Gear Ratio	295.75:1
Control Pendant	Power-In, Power-Out Remote, 12'
Cable	0.405" x 79' Wire Rope

"Plug And Play" Wireless Remote

MMM7076

Plug-and-Play Wireless Remote Control is an effortless way to operate your winch. Simply plug the receiver in to your control box, and you are ready for wireless operation up to 50' away. The system includes a weather-proof, shock-resistant transmitter with dual-color operator feedback, and magnet-mounted receiver to get you up and running quickly.



Mile Marker Universal Winch Remote

Replace a lost or damaged remote, or upgrade your winch remote with this joystick-controlled remote from Mile Marker. Featuring a 5-pin IP67 plug and a 12-ft. cable, this remote works with all Mile Marker solenoid-controlled electric and hydraulic winches. Sold each.



Part No.	Description
MMM93-50057	Universal Winch Remote Control for Mile Marker Winches

Full-Synthetic Oils **NEW!**

Full-synthetic motor oils typically outperform synthetic blend and conventional motor oils and can enhance the protection and performance of your vehicle.

We offer a wide variety of synthetic oils, making it easy to choose the right Mobil™ synthetic oil for your vehicle's needs.



Description	1-Qt. Bottle	1 Case 6/1-Qt. Bottles	5-Qt. Jug	1 Case 3/5-Qt. Jugs
Conventional Full-Synthetic Oils				
5W-20	MOB103008-1	MOB103008	MOB124287-1	MOB124287
5W-30	MOB124315-1	MOB124315	MOB124317-1	MOB124317
10W-30	MOB122319-1	MOB122319	—	—
15W-50	MOB122377-1	MOB122377	—	—
5W-50 FS x2	MOB122075-1	MOB122075	—	—
High-Mileage Full-Synthetic Oils				
5W-20	MOB120455-1	MOB120455	MOB120768	MOB120768-1
5W-30	MOB103767-1	MOB103767	MOB120769	MOB120769-1
10W-30	MOB103535-1	MOB103535	MOB120770	MOB120770-1
10W-40	MOB103536-1	MOB103536	—	—

Mobil 1™ Annual Protection **NEW!**

Annual Protection ultimate full-synthetic motor oils feature advanced lubricant technology that provides proven protection for 20,000 miles or one full year between oil changes, guaranteed! Recommended for all types of modern vehicles, including high-performance, turbocharged, supercharged, multi-valve, and fuel-injected engines that are found in SUVs, light vans, and trucks. API certified.



Description	1-Qt. Bottle	1 Case 6/1-Qt. Bottles	5-Qt. Jug	1 Case 3/5-Qt. Jugs
0W-20	MOB122593-1	MOB122593	MOB122595-1	MOB122595
5W-20	MOB122598-1	MOB122598	MOB122599-1	MOB122599
5W-30	MOB122594-1	MOB122594	MOB122597-1	MOB122597

Extended Performance

Mobil 1 Extended Performance is a high-performance synthetic motor oil that keeps your engine running like new and provides protection for up to 15,000 miles between oil changes. This advanced full-synthetic formulation helps extend engine life, reduce oil breakdown, and minimize engine wear. API certified.



Description	1-Qt. Bottle	1 Case (6) Qts.	5-Qts. Jug	1 Case (3) 5-Qts. Jugs
5W-30 EP	MOB112627-1	MOB112627	MOB120766-1	MOB120766
10W-30 EP	MOB102990-1	MOB102990	—	—
0W-20 EP	MOB120926-1	MOB120926	MOB120903-1	MOB120903
5W-20 EP	MOB102989-1	MOB102989	MOB120765-1	MOB120765

Synthetic Gear Lube

Both Mobil Synthetic Gear Lube LS 75W-90 and LS 75W-140 are supreme multi-purpose automotive gear lubricants. They have been designed to meet the highest level of performance requirements of modern passenger vehicles in all types of operating conditions, including limited slip applications.

Description	1-Qt. Bottle	1 Case (12) Qts.
LS 75W-90	MOB104361-1	MOB104361
LS 75W-140	MOB102490-1	MOB102490



Synthetic Grease

Lithium complex NLGI No. 2 grease incorporates extreme-pressure properties and superior resistance to wear, water wash, rust, and corrosion. Synthetic base oil provides maximum performance at low and high temperatures and effective lubrication and bearing protection over extended periods. Sold in 13.4-oz. cartridges, or in cases of (10) 13.4-oz. cartridges.

Description	13.4-Oz. Cartridge	1 Case (10) 13.4-Oz. Cartridges
Synthetic Grease	MOB121071-1	MOB121071



Advanced Fuel Economy

Mobil 1 Advanced Fuel Economy, available in 0W-20 viscosity, helps improve fuel economy while providing outstanding engine protection. API certified.

Description	1 Qt. Bottle	1 Case (6) Qts.
0W-20 AFE	MOB124184-1	MOB124184



Synthetic ATF

Mobil 1 Synthetic ATF combines high-performance synthetic hydrocarbon base oils and a superior balanced additive system to provide significantly higher levels of performance than conventional fluids.

Description	1 Qt. Bottle	1 Case (6) Qts.
Synthetic ATF	MOB112980-1	MOB112980



ATF D/M

Mobil ATF D/M is recommended by for use in applications requiring GM Dexron® IIIH or Ford Mercon®.

Description	1 Qt. Bottle	1 Case (12) Qts.
ATF D/M	MOB123130-1	MOB123130



Multi-Vehicle ATF

Mobil Multi-Vehicle ATF is a premium synthetic blend lubricant formulated for use in a wide variety of North American, European, and Asian vehicles, and meets Allison C4, GM Dexron IIIH, IIIG, IIE, IID, II, Dexron, and Ford Mercon specifications. It is not recommended for applications requiring Ford Mercon® LV, Mercon® SP, or GM Dexron® VI.

Description	1 Qt. Bottle	1 Case (12) Qts.
Multi-Vehicle	MOB123034	MOB123034-1



Dexron-VI ATF

Mobil Dexron-VI ATF provides warranty protection for 2006 and newer GM vehicles. Also provides improved performance in 2005 and earlier GM vehicles, wherever Dexron is specified.

Description	1 Qt. Bottle	1 Case (12) Qts.
Dexron-VI ATF	MOB122973-1	MOB122973



Type F ATF

Mobil Type F ATF is an automatic transmission fluid which is made from high quality base oils with viscosity index improvers, antioxidants, anti-wear agents, defoamants and special additives to provide the controlled frictional characteristics of a Type F fluid in automatic transmission applications

Description	1 Qt. Bottle	1 Case (12) Qts.
Type F ATF	MOB122974-1	MOB122974



Delvac Elite 15W-40

Mobil Delvac Elite 15W-40 is a petroleum blend heavy-duty diesel engine oil that provides an outstanding level of protection in severe on- and off-highway applications, offering 50% more wear protection than required in API testing.

Description	1 Gallon Jug	1 Case (4) 1 Gallon Jugs
15W-40	MOB122492-1	MOB122492



Turbo Diesel Truck

Mobil 1 Turbo Diesel Truck 5W-40 fully synthetic motor oil is engineered for hard-working diesel engines.

Description	1 Gallon Jug	1 Case (3) Gallon
5W-40	MOB122260-1	MOB122260



Extended-Performance Oil Filter

Mobil 1 extended-performance oil filters use synthetic fibers to provide three times the capacity for capturing dirt and other contaminants. This increased capacity helps provide the filtration needed by performance engines to perform better and last longer.



Engine	Year	Part No.
Dodge		
Dakota/Ram Pickup		
2.5L	2000-02	MOBM1-204A
3.7L	2004-08	MOBM1-209A
3.9L	2000-02	MOBM1-204A
4.7L	2000-07	MOBM1-204A
4.7L	2008-11	MOBM1-210A
5.9L Diesel	2000-10	MOBM1-403A
6.7L Diesel	2007-12	MOBM1-403A
8.0L	2000-04	MOBM1-204A
8.3L	2005-06	MOBM1-204A
Ford		
Expedition		
4.6L	2000-04	MOBM1-210A
5.4L	2000-12	MOBM1-210A
Explorer		
4.0L	2002-10	MOBM1-210A
4.6L	2002-10	MOBM1-210A
5.0L	2000-01	MOBM1-210A
F150 Pickup		
4.2L	2000-08	MOBM1-209A
4.6L	2000-10	MOBM1-210A
5.4L	2000-10	MOBM1-210A
6.2L	2010-12	MOBM1-210A
F250-550 Pickup		
5.4L	2000-10	MOBM1-210A
6.0L Diesel	2003-07	MOBM1C-651A
6.2L	2011-12	MOBM1-210A
6.4L Diesel	2008-10	MOBM1C-651A
6.8L	2000-12	MOBM1-210A
GM		
Silverado/Sierra		
4.3L	2000-12	MOBM1-101A
4.8L	2000-02	MOBM1-206A
4.8L	2003-06	MOBM1-107A
4.8L	2007-12	MOBM1-113A
5.3L	2000-02	MOBM1-206A
5.3L	2003-06	MOBM1-107A
5.3L	2007-12	MOBM1-113A
6.0L	2000-02	MOBM1-206A
6.0L	2003-06	MOBM1-107A
6.0L	2007-12	MOBM1-113A
6.2L	2009-12	MOBM1-113A
6.6L	2001-12	MOBM1-303A
Suburban/Tahoe/Yukon		
4.8L	2000-02	MOBM1-206A
4.8L	2003-06	MOBM1-107A
4.8L	2007-12	MOBM1-113A
5.3L	2000-02	MOBM1-206A
5.3L	2003-06	MOBM1-107A
5.3L	2007-12	MOBM1-113A
6.0L	2000-02	MOBM1-206A
6.0L	2003-06	MOBM1-107A
6.0L	2007-12	MOBM1-113A
6.2L	2009-12	MOBM1-113A

PowerBall Polishing Tool

Polish aluminum billet and diamond plate as well as stainless steel with the PowerBall. Requires a 3/8" drill and compresses to fit into tight spaces. Quickly and easily polishes items to a show-winning finish, especially those made of alloys.



Part No.	Description
MTH05140	PowerBall Polishing Ball
MTH05141	PowerBall Mini Polishing Ball
MTH05146	Powerball Polishing Cone

PowerBall 4Paint™

Makes short work of polishing and waxing large surfaces, contoured edges and difficult, hard-to-reach areas. Attach it to a 3/8" drill, apply polish or wax, and give any painted finish a showroom quality shine, especially clear coats.



Part No.	Description
MTH05147	PowerBall, 4 Paint

PowerPlastic 4Lights® MTH08808

PowerPlastic 4Lights® is specifically formulated for use with the PowerBall® line of tools to allow you to quickly polish and protect a wide variety of hard or flexible clear plastics in one simple step. It features a special blend of oxidation inhibiting polymers, UV shields and an ultra-fine polish that work in unison to clean and clarify your headlights, taillights, convertible top windows and more. 8 Oz. bottle.



PowerBall 4Lights Headlight Restoration Kit MTH07251

This kit includes everything needed to remove scratches, yellowing or other discoloration on headlights. All that's needed is a drill and about an 1/2 hour of time. Then your headlights will look as good as new. Works on all type of smooth, shiny plastic and acrylic headlights. Includes polishing tool, PowerPlastic polish, two restoration pads, and 15" x 15" microfiber towel.



Polishes, Waxes And Cleaners

Part No.	Description
MTH05100	Mag And Aluminum Polish, 5 oz.
MTH05101	Mag And Aluminum Polish, 10 oz.
MTH05106	Billet Metal Polish, 4 oz.
MTH05112	California Gold Metal Polish, 12 oz.
MTH05212	California Chrome Polish, 12 oz.
MTH05316	Protectant, 16 oz.
MTH05500	California Gold® Carnauba Cleaner Wax, Paste, 12 oz.
MTH05550	California Gold® Pure Carnauba Wax - Step 3, Paste, 12 oz.
MTH05600	California Gold® Car Wash, 16 oz.
MTH05644	California Gold® Waterless; Wash and Wax 24 oz.
MTH05632	California Gold® Car Wash, 32 oz.
MTH05674	California Gold® Carnauba Wash And Wax, 64 oz.
MTH05701	California Gold® Carnauba Cleaner Wax, Liquid, 16 oz.
MTH05716	California Gold Synthetic Wax, 16 oz.
MTH05724	California Gold® Spray Wax, 24 oz.
MTH05750	California Gold® Pure Carnauba Wax - Step 3, Liquid, 16 oz.
MTH05824	Wheel Mist® Chrome/Wire, 24 oz.
MTH05924	Wheel Mist® All Wheel, 24 oz.
MTH06024	Polished Aluminum Wheel Cleaner, 24 oz.



MTH05724

Part No.	Description
MTH06110	Back To Black Restorer, 10-oz. Aerosol
MTH06208	Plastic Polish, 8 oz.
MTH06312	Leather Conditioner, 12 oz..
MTH06412	Leather Cleaner, 12 oz..
MTH06512	All In One Leather Care, 12 oz.
MTH06524	VLR Vinyl Leather Rubber Care, 24 oz.
MTH06712	California Gold Water Spot Remover For Glass, 12 oz.
MTH06924	Back To Black Tire Shine, 24 oz.
MTH07100	California Gold® Pre-Wax Cleaner - Step 1, 16 oz.
MTH08100	California Gold® Sealer And Glaze - Step 2, 16 oz.
MTH08216	California Gold® Showtime® Instant Detailer, 16 oz.
MTH09224	R3 Racing Rubber Remover, 24 oz.
MTH09324	Back to Black Tire Renew, 24 oz.
MTH06310	Leather Tech Moisture Infusion Gel Cream, 7 oz.
MTH06410	Leather Tech Foaming Wash, 8 oz.
MTH15724	Speed Spray Wax, 24 oz.
MTH16619	Speed Foaming Glass Cleaner, 19-oz.can
MTH16915	Speed Tire Shine, 15-oz. Can
MTH17240	Speed Clay Bar 2.0
MTH18324	Speed Interior Detailer 24-oz. Spray Bottle
MTH18924	Speed All Purpose Cleaner 24-oz. Spray Bottle



MTH06524



Ring And Pinion Sets

Heavy-Duty standard weight ring and pinion sets are made of 8620 steel and heat-treated for extra strength and durability.



Dana 30 7.125", 10-Bolt

Part No.	Ratio	Teeth	Description
MOTD30-411RJK	4.11	—	Ring And Pinion Set
MOTD30-456RJK	4.56	—	Ring And Pinion Set

Dana 44 2007-2018 Jeep Wrangler 8.89" 10-Bolt

Part No.	Ratio	Teeth	Description
MOTD44-411JK	4.11	37-9	Ring And Pinion Set
MOTD44-456JK NEW!	4.56	41-9	Ring And Pinion Set

Dana 35 9-3/8" x 10-1/4" Oval, 10-Bolt 1995-2011 Wrangler

Part No.	Ratio	Teeth	Description
MOTD35-373	3.73	41-11	Ring And Pinion Set
MOTD35IKF NEW!	—	—	Differential Gear Install Kit

Dana 60 10-3/4" x 11-1/2" Oval, 10-Bolt

Part No.	Ratio	Teeth	Description
MOTD60-373	3.73	41-9	Ring And Pinion Set
MOTRA29RMK	—	—	Master Installation Kit



Chrysler 8.75" (489) Late Housing, 8-11/16" x 10-19/32" Cover, 10-Bolt

Part No.	Ratio	Teeth	Description
MOTC887355L	3.55	39-11	Ring And Pinion Set
MOTC887373L	3.73	41-11	Ring And Pinion Set
MOTC887391L	3.91	48-11	Ring And Pinion Set
MOTC887410L	4.10	41-10	Ring And Pinion Set
MOTR8.75RLMK	—	—	Master Installation Kit

Chrysler 8.75" (742) Early Housing, 8-11/16" x 10-19/32" Cover, 10 Bolt

Part No.	Ratio	Teeth	Description
MOTC887373E	3.73	41-11	Ring And Pinion Set
MOTC887391E	3.91	48-11	Ring And Pinion Set

Ford 8.8" 10-9/16" X 10-13/16" Cover

Part No.	Ratio	Teeth	Description
MOTF888355	3.55	39-11	Ring And Pinion Set
MOTF888373	3.73	41-11	Ring And Pinion Set
MOTF888390	3.90	43-11	Ring And Pinion Set
MOTF888410	4.10	41-10	Ring And Pinion Set
MOTF888456	4.56	41-9	Ring And Pinion Set
MOTF8.8BI	—	—	Differential Gear Kit, 31 Spline (Open)
MOTF8.8CPK	—	—	Clutch Pack, 31 Spline
MOTR8.8RMK	—	—	Master Installation Kit

Ford 9" 11-3/4" Cover, Passenger Cars, 10 Bolt

Part No.	Ratio	Teeth	Description
MOTF890325	3.25	39-12	Ring And Pinion Set
MOTF890350	3.50	35-10	Ring And Pinion Set
MOTF890370	3.70	37-10	Ring And Pinion Set
MOTF890411	4.11	37-9	Ring And Pinion Set
MOTF890430	4.30	43-10	Ring And Pinion Set
MOTF890457	4.57	32-7	Ring And Pinion Set
MOTR9R28MK	—	—	28-Spline Axle Master Installation Kit
MOTR9RMK	—	—	31-Spline Axle Master Installation Kit

GM 7.5"/7.625" 8-5/16" x 10-9/16" 10-Bolt 3.23 And Up

Part No.	Ratio	Teeth	Description
MOTG875342	3.42	41-12	Ring And Pinion Set
MOTG875373	3.73	41-11	Ring And Pinion Set
MOTG875390	3.90	43-11	Ring And Pinion Set
MOTG875410	4.10	41-10	Ring And Pinion Set
MOTGM7.5BI	—	—	Differential Gear Kit, 26 Spline (Open)
MOTR7.5GRMK	—	—	Master Installation Kit

GM 8.5"/8.6" 11" Cover, 10 Bolt

Part No.	Ratio	Teeth	Description
MOTG885342	3.42	41-12	Ring And Pinion Set
MOTG885373	3.73	41-11	Ring And Pinion Set
MOTG885410	4.10	41-10	Ring And Pinion Set
MOTG885456	4.56	41-9	Ring And Pinion Set
MOTR10RMK	—	—	Master Installation Kit
MOTGM10BI	—	—	Differential Gear Kit, 28 Spline (Open)
MOTGM10BI-30	—	—	Differential Gear Kit, 30 Spline (Open)

2001-2016 GM & Dodge 11.5" NEW!

Part No.	Ratio	Description
MOTGM11.5-373	3.73	Ring And Pinion Set
MOTGM11.5-410	4.10	Ring And Pinion Set
MOTGM11.5-456	4.56	Ring And Pinion Set

2001-2016 GM & Dodge 11.5" Bearing Kits NEW!

Part No.	Description
MOTR11.5RMKT	Master Kit GM 11.5" 2001-2010, Timken
MOTR11.5CRMKT	Master Kit GM 11.5" 2003-2010, Timken
MOTR11.5RLMK	Master Kit GM 11.5" 2011-2016, Timken

Full Spools And Mini Spools

Popular with off-road competitors, spools are an economical and effective alternative to limited slip differentials as a traction and performance enhancement. Motive Gear spools are manufactured from durable 4140 forged steel that has been fully heat-treated and CNC-machined, resulting in decreased deflection and increased gear life. Spools are offered for a wide variety of applications in standard and lightweight versions.



Part No.	Description
Full Spools	
MOTFS10-28	GM 8.5" 10-Bolt, 28-Spline
MOTFS10-30	GM 8.5" 10-Bolt, 30-Spline
MOTFS8.8-31	Ford 8.8", 31-Spline
MOTFS9-28LW	Ford 9", 28-Spline, Lightweight
MOTFS9-31LW	Ford 9", 31-Spline, Lightweight
Mini Spools	
MOTMS10-28	GM 8.5" 10-Bolt, 28-Spline
MOTMS10C-28	GM 8.2" 10-Bolt, 28-Spline
MOTMS12C	GM 8.875" 12-Bolt, 30-Spline
MOTMS7.5-26	GM 7.5" 10-Bolt, 26-Spline
MOTMS7.5-28	GM 7.5" 10-Bolt, 28-Spline
MOTMS88-28	Ford 8.8", 28-Spline
MOTMS88-31	Ford 8.8", 31-Spline
MOTMS9-28	Ford 9", 28-Spline, Lightweight
MOTMS9-31	Ford 9", 31-Spline, Lightweight

Spider Gears

Kits include all of the components required to replace the axle and spider gears in popular differentials. Each kit includes axle gears, spider gears, axle and spider gear washers, cross pin, and cross pin retaining bolt. Kits are offered for open differentials only.



Part No.	Description
MOTF8.8BI	Ford 8.8", 31-Spline Axles, Open Differential, 1987-Up
MOTGM10BI	GM 8.5" 10-Bolt, 28-Spline Axles, Open Differential, 1972-87
MOTGM10BI-30	GM 8.5" 10-Bolt, 30-Spline Axles, Open Differential, 1988-99
MOTGM7.5BI	GM 7.5" 10-Bolt, 26-Spline Axles, Open Differential, 1975-88



Gear 300 75W-90 Lubricant

Gear 300 is a semi-synthetic, ester-based gearbox and rear axle lubricant formulated specifically for high-performance and racing cars. Lubricant delivers an unshearable oil film, even under extreme conditions, and resists extreme pressure, wear, corrosion and foaming. Gear 300 is designed for conventional differentials and meets API GL4 and GL5 standards. Sold in one-liter bottle, or in cases.

Description	1 Liter Bottle	1 Case (12) 1 Liter Bottles
Gear 300 75W-90	MTL105777	MTL105777-12

Note: Not for use in limited-slip differentials.

90 PA Limited-Slip Differential Lubricant

Specially formulated for use in all hypoid differentials, with or without limited-slip, 90 PA decreases friction and wear, and resists extreme pressure, wear, corrosion, and foaming. Meets API GL4 and GL5 standards.

Description	2 Liter Bottle	1 Case (12) 2 Liter Bottles
90 PA	MTL100122	MTL100122-12

MoCool

Performance cooling system additive for cars, bikes, and ATV's, improves heat transfer and reduces system temperatures up to 30°F. Formula includes rust and corrosion inhibitors. Seal, rubber, and plastic part friendly. Sold in a half-liter bottle, or in cases.

Description	Half-Liter Bottle	1 Case (12) Half-Liter Bottles
MoCool	MTL107798	MTL107798-12

Note: Do not use straight out of bottle. Concentrated formula must be mixed with distilled water at 5% (20:1). Fully compatible with all types of anti-freezes.

DOT 5.1 Brake Fluid

100% synthetic brake fluid on polyglycol basis for all types of hydraulic actuated brake and clutch systems in accordance with DOT 5.1, DOT 4, and DOT 3 manufacturers recommendations. Specially designed for anti-locking brake system (ABS). Dry boiling point of 522°F (272°C) Sold in a half liter bottle, or in cases.

Description	Half-Liter Bottle	1 Case (12) Half-Liter Bottles
DOT 5.1 Brake Fluid	MTL100951	MTL100951-12

8100 ECO-Lite Synthetic Motor Oil NEW!

Specially formulated for today's high-efficiency naturally aspirated, direct or indirect-injected, and turbocharged engines, the 100% synthetic Motul ECO-Lite engine oils have a low-friction and low-HTHS (High Temperature High Shear) formula to boost fuel economy and reduce wear. API-certified and approved for use in GM gasoline engines requiring GM-dexos1 GEN2 oil. Available in 0W20 and 5W30 weights.

Description	One-Liter Bottle	1 Case (12) Half-Liter Bottles	5 Liter Bottles	1 Case 4x5 Litter Bottles
0W20	MTL108534	MTL108534-12	—	—
5W30	MTL108212	MTL108212-12	MTL108214	MTL108214-4

8100 X-Clean Synthetic Motor Oil 5W40 NEW!

A 100% synthetic formula designed for use with Diesel Particulate Filters (DPF) and three-way catalytic converters, Motul X-Clean is optimized for use in cars with turbo diesel direct injection or gasoline engines requiring EURO 4 or 5 emissions compliance and an ACEA C3 lubricant. OEM-approved by BMW, Mercedes Benz, Ford, GM, Porsche, VW, and others.

Description	One-Liter Bottle	1 Case (12) Half-Liter Bottles	5 Liter Bottles	1 Case 4x5 Litter Bottles
5W40	MTL102786	MTL102786-12	MTL102051	MTL102051-4



8100 ECO-Clean+ Synthetic Motor Oil 5W30 NEW!

ECO-clean+ is a full-synthetic high-performance oil formulated for OEMs specifying a low-friction, low-HTHS, and low-SAPS formula to boost fuel economy and minimize wear. Fully compatible with Diesel Particulate Filters (DPF) and three-way catalytic converters, Eco-Clean+ is suitable for latest generation gasoline and diesel engines requiring EURO 4, 5, or 6 emissions compliance.

Description	One-Liter Bottle	1 Case (12) One-Liter Bottles
5W30	MTL106376	MTL106376-12



8100 X-Clean EFE Synthetic Motor Oil 5W30 NEW!

This advanced 100% synthetic lubricant is optimized to provide a high-degree of wear protection and boost fuel economy. Approved by GM and many others for its extra fuel economy properties, it is designed for use with naturally aspirated, direct or indirect-injected, and turbocharged engines. API SN-certified.

Description	One-Liter Bottle	1 Case (12) One-Liter Bottles
5W30	MTL107210	MTL107210-12



6100 SAVE-lite Motor Oil 5W20 NEW!

Formulated with Motul's Technosynthese® high-performance lubricant, SAVE-lite is specifically designed for recent gasoline and diesel engines. Particularly recommended for GM, Ford, and Chrysler vehicles, it is API SN/CF certified and meets GM-dexos1 requirements.

Description	One-Liter Bottle	1 Case (12) One-Liter Bottles
5W20	MTL108009	MTL108009-12



6100 SYN-clean Motor Oil 5W40 NEW!

Formulated with Motul's Technosynthese® high-performance lubricant, SYN-clean is specifically designed for recent gasoline and diesel engines. Recommended by Ford, GM, and many European manufacturers. API SN-certified and meets GM-dexos2 requirements.

Description	One-Liter Bottle	1 Case (12) One-Liter Bottles
5W40	MTL107941	MTL107941-12



Multi ATF NEW!

This 100% synthetic automatic transmission fluid is optimized for most modern automotive automatic transmissions (manual mode, sequential mode, electronically controlled, etc.) as well as most power steering systems. Meets OEM specifications for a wide range of domestic and import manufacturers.

Description	One-Liter Bottle	1 Case (12) One-Liter Bottles
MULTI ATF	MTL105784	MTL105784-12



ATF IV NEW!

This 100% synthetic low-viscosity ATF is designed for automatic transmissions with a slip lockup clutch requiring DEXRON VI transmission fluid. It is recommended for automatic gearboxes, transfer cases, and power steering systems in most American, Asian, and European cars.

Description	One-Liter Bottle	1 Case (12) One-Liter Bottles
ATF VI	MTL105774	MTL105774-12





Spark Plugs

NGK is the ultimate in spark plug technology. Choose from standard and V-Power racing plugs. **Call for applications.**

V-POWER[®] RESISTOR TYPE SPARK PLUGS



Jeep Radiators

Application-specific aluminum radiators are lighter than OEM copper/brass units, yet offer up to 75% more cooling capacity. Radiators are manufactured using reinforced, die-stamped tanks, thick hose connections, billet machined filler necks, and all-welded construction. Models for automatic transmissions include high-performance, 7-plate internal oil coolers.



Part No.	Description	Overall Dimensions	Inlet	Outlet
NRA205030	1973-85 Jeep CJ Series	23 3/4" x 19 5/8" x 3 1/8"	1 1/2"	1 1/2"
NRA205054	1973-85 Jeep CJ Series, with V8 Eng. Conversion	23 3/4" x 19 5/8" x 3 1/8"	1 1/2"	1 1/2"
NRA205088	1987-04 Jeep Wrangler, with V8 Eng. Conversion	21" x 21" x 3 1/8"	1 1/4"	1 1/2"

Diesel Pickup Intercoolers **NEW!**

High-performance charge air coolers (or intercoolers) compliment and work in conjunction with our diesel pickup radiators. Northern Radiator performance diesel pickup charge air coolers are engineered and designed to handle up to 100 PSI and 500°F inlet temperature compared to OEM at 40 PSI and 300°F.



Part No.	Description
OEM Connections	
NRA222328	2001-05 Chevrolet Silverado, GMC Sierra w/6.6L Engine
NRA222333	2008-10 Ford F250, F350, 2009-10 F450, F550 Super Duty w/6.4L Engine
NRA222349	2010-12 Dodge Ram 2500-5500 w/6.7L Engine
NRA222350	2003-07 Ford Excursion w/6.0L Engine, F Series w/6.0L Engine
NON-OEM Connections Boot Kit Included	
NRA222330	2010-12 Dodge Ram 2500-5500 w/6.7L Engine

Diesel Pickup Radiators **NEW!**

If you are "ramping up the horsepower" or towing a trailer with your diesel pickup, you will need better cooling to help dissipate the additional heat.

Part No.	Description
NRACR2711	2003-09 Dodge Ram w/5.9L & 2007-09 6.7L Engine
NRACR2887	2003-07 Ford F Series w/6.0L & 6.8L Engine (All Aluminum Construction)
NRACR13022	2008 Ford F Series w/6.8L Engine, 2008-10 6.4L Engine
NRACR13230	2011-17 Ford F250, F350, F450, F550 Super Duty w/6.7L Engine
NRACR13490	2013-18 Dodge Ram 2500, 3500, 4500, 5500 w/6.7L Engine



NOCO[®] NEW VENDOR

Battery Charging Accessories

Part No.	Description
NOCA202	Battery Corrosion Preventative, For Battery Terminals, Cables, Etc., Aerosol 12.25 oz.
NOCB603	Battery Corrosion Terminal Protectors, Provides A Barrier Against Acid Fumes, Package of 50
NOCGC001	X-Connect Battery Clamp Connector, Allows Quick Battery Charger Connection
NOCGC002	X-Connect Eyelet Terminal Connector, Allows Quick Battery Charger Connection
NOCGC004	X-Connect 10' Extension Cable



NOCA202



NOCB603



NOCGC001



NOCGC004

G3500 3.5 Amp UltraSafe Battery Charger And Maintainer NOCG3500

Compact, lightweight, and portable, the 3.5-amp UltraSafe may be used to charge 6V and 12V lead-acid and 12V lithium-ion batteries. Unit may also be used as a battery maintainer to keep starter and deep-cycle batteries fully charged. Safely monitors battery actively with zero overcharge.




G7200 7.2 Amp UltraSafe Battery Charger And Maintainer NOCG7200

Automatic portable battery charger is compatible with 6V and 12V lead-acid and 12V lithium-ion batteries. Capable of charging batteries up to 230 amp-hours, unit may also be used as a battery maintainer to keep starter and deep-cycle batteries fully charged.




G15000 15 Amp UltraSafe Battery Charger With Jump-Charge Engine Start NOCG15000

Capable of charging batteries up to 400 amp-hours, unit may be used with 12V and 24V lead-acid and lithium-ion batteries. May also be used as a battery maintainer and to provide a jump start to dead batteries. Safely monitors battery with zero overcharge.



G26000 26 Amp UltraSafe Battery Charger With Jump-Charge Engine Start NOCG26000

Although weighing just over 7 lbs., the UltraSafe G26000 battery charger can charge 12V and 24V lead-acid and lithium-ion batteries up to 500 amp-hours. May also be used to charge 16V AGM and lithium-ion batteries. Unit safely monitors and maintains battery with zero overcharge.



G4 4.4 Amp 4-Bank UltraSafe Battery Charger And Maintainer NOCG4

Capable of charging four different batteries at the same time, the G4 automatic battery charger and maintainer may be used on both 6V and 12V lead-acid and lithium-ion batteries. Charges lead-acid and lithium-ion batteries up to 40 amp-hours. Safely monitors battery status with zero overcharge.



G1100 1.1 Amp UltraSafe Battery Charger And Maintainer NOCG1100

Weighing just 1-1/2 lbs., UltraSafe 1.1-amp charger and maintainer is compact and easy-to-use. May be used to charge motorcycle, ATV, snowmobile, personal watercraft, and lawn mower and other small batteries, while additionally allowing function as a battery maintainer for cars, boats, and RV's. Charges lead-acid and lithium-ion batteries up to 40 amp-hours. 6V and 12V lead-acid and 12V lithium-ion batteries.



GB40 1,000 Amp UltraSafe Lithium Jump Starter NOCGB40

Portable lithium-ion powered battery jump starter offers 1,000 amps for jump starting a dead battery in seconds. Safe and easy to use, unit provides spark-proof connections and reverse polarity protection. Jump starter has the ability to jump gas engines up to 6 liters and diesel up to 3 liters.



Note: For use with lead-acid batteries only.

GB70 2,000 Amp UltraSafe Lithium Jump Starter

Powerful, lightweight GB70 has the ability to jump start gas engines up to 8 liters and diesel engines up to 6 liters. Unit additionally doubles as a portable power source for recharging USB devices including phones, tablets, etc. Safe and easy to use, unit provides spark-proof connections and reverse polarity protection. Heavy-duty molded EVA case available (sold separately).



Part No.	Description
NOCGB70	GB70 UltraSafe Lithium Jump Starter
NOCGBC014	EVA Protective Case For GB70 Jump Starter

Note: For use with lead-acid batteries only.

GB150 4,000 Amp UltraSafe Lithium Jump Starter

Powerful lithium-ion battery jump starter delivers 4,000 amps of power, sufficient to jump gas and diesel engines up to 10 liters and more. The GB150 can also power tire inflators, power inverters, and more. May also be used to charge USB devices including phones, tablets, etc. Easy and safe to use, unit includes spark-proof connections and reverse polarity protection. Heavy-duty molded EVA case available (sold separately).



Part No.	Description
NOCGB150	GB150 UltraSafe Lithium Jump Starter
NOCGBC015	EVA Protective Case For GB150 Jump Starter

Note: For use with lead-acid batteries only.

1-Bank 4-Amp On-Board Battery Charger NOCGENM1

Innovative, GENM1 on-board battery charger is designed to charge and maintain a single, 12-volt battery. Unit can charge starter and deep cycle batteries up to 120 amp-hours. Includes spark-proof technology and reverse polarity protection. Compatible with Wet, Gel, AGM, and maintenance-free batteries. Available AC port plug eases on-board battery charger power access.



Part No.	Description
Related Component	
NOCGCP1	AC Port Plug With Extension Cord

Rigid Solar Battery Chargers And Maintainers

Innovative units function as battery chargers and maintainers for 12-volt wet cell, gel cell, AGM, or lead-acid batteries where A/C power is not available. Maintains functions even in low light, cloudy, or over-cast conditions. Low-profile design provides eased installation. Choose from 2.5 or 5 watt versions.



Part No.	Description
NOCBLSOLAR2	2.5 Watt Solar Battery Charger And Maintainer
NOCBLSOLAR5	5 Watt Solar Battery Charger And Maintainer



Digital 1200 Battery Charger

OPT150-33508

Digital 1200 12-amp battery charger has a microprocessor controller for faster and more efficient charging of AGM batteries. An LCD analog-look, race gauge-style panel displays battery charge rate, voltage output, and charging status. Charges all lead acid, standard flat plate, pure lead, AGM, and flooded/wet batteries. A built-in USB port can be used to charge iPods, iPhones, and iPads. Advanced temperature-compensated controller provides safe and trouble-free performance.



Digital 400 12V Performance Maintainer And Battery Charger

OPT150-40000

The Digital 400 maximizes battery life, monitoring battery condition using a built-in battery health mode. Unit includes a hybrid LED battery charging gauge and LCD monitor for easy selection and operation. Has the ability to recover batteries that other chargers cannot.



Yellowtop Battery NEW!

OPT7048-148

An exclusive direct-path, cast-on strap establishes a more direct connection between power cells, reducing internal resistance, and maximizing the flow of energy to deliver faster cranking power and higher cold-cranking amps every time.



Year	Description	Model	Cold Cranking Amps @ 0°F	Cranking Amps @ 32° F	Group Type	Group Size	Warranty
Chevrolet							
2013-07	Avalanche	H6	800	928	H6	3-Year Free Replacement	
2018-07	Silverado 1500						
2017-07	Silverado 2500						
2013-07	Silverado 3500 HD						
2014-07	Suburban						
2014-07	Tahoe						
Ford							
2018-15	Edge	H6	800	928	H6	3-Year Free Replacement	
2018-17	Escape						
2018-15	F-150						
2017-15	Transit						
GMC							
2018-07	Acadia	H6	800	928	H6	3-Year Free Replacement	
2018-15	Canyon						
2018-07	Sierra 1500						
2013-07	Sierra 2500 HD						
2013-07	Sierra 3500 HD						
2018-07	Yukon						
2018-07	Yukon XL						
Jeep							
2017-14	Cherokee	H6	800	928	H6	3-Year Free Replacement	
2017	Grand Cherokee						
2016-15	Renegade						
2016-12	Wrangler						

RedTop Batteries

The Optima RedTop battery delivers high power cranking ability with greater resistance to the biggest causes of battery failure. The RedTop is commonly used in hot rods, off-road vehicles and other applications where a leak-proof, high power, long-lasting starting battery is ideal.



Part No.	Voltage	Cold Cranking Amps @ 0° F	Cranking Amps @ 32° F	Reserve Capacity	Capacity (C/20 Rate)	Internal Resistance	Dimensions			Weight (LBS)	Post Type	Group/Type #
							Length	Width	Height			
OPT8004-003	12V	800	1000	100	50	.0030	10-1/16"	6-15/16"	7-7/8"	38.8	Dual SAE/GM	34/78
OPT8022-091	12V	720	910	90	44	.0030	9-3/8"	6-13/16"	7-3/4"	33.1	Dual SAE/GM	75/25
OPT8025-160	12V	720	910	90	44	.0030	9-3/8"	6-3/4"	7-11/16"	31.7	SAE POST	25
OPT8002-002	12V	800	1000	100	50	.0030	10-1/16"	6-7/8"	7-7/8"	37.9	SAE POST	34
OPT8003-151	12V	800	1000	100	50	.0030	10-1/16"	6-7/8"	7-7/8"	37.9	SAE POST	34R
OPT8020-164	12V	720	910	90	44	.0030	9-3/8"	6-3/4"	7-11/16"	31.7	SAE POST	35
OPT8078-109	12V	800	1000	100	50	.0030	10-1/16"	7-5/16"	7-1/4"	39.5	Side Terminal	78
OPT8010-044	6V	800	1000	100	50	.0019	10-1/16"	3-5/8"	8-1/8"	18.5	SAE POST	N/A



YellowTop Batteries

The Optima YellowTop is one of the only true dual-purpose batteries available. It is commonly used in any application that demands cranking power and heavy cycling.

Part No.	Voltage	Cold Cranking Amps @ 0° F	Cranking Amps @ 32° F	Reserve Capacity	Capacity (C/20 Rate)	Internal Resistance	Dimensions			Weight (LBS)	Post Type	Group/Type No.
							Length	Width	Height			
OPT8014-045	12V	750	870	120	55	.0028	10-1/16"	6-15/16"	7-7/8"	43.5	Dual SAE/GM	34/78
OPT8042-218	12V	620	770	100	48	.0030	9-3/8"	6-13/16"	7-3/4"	37.8	Dual SAE/GM	75/25
OPT8012-021	12V	750	870	120	55	.0028	10-1/16"	6-7/8"	7-7/8"	42.9	SAE POST	34
OPT8040-218	12V	620	770	100	48	.0030	9-3/8"	6-3/4"	7-11/16"	36.4	SAE POST	35
OPT8071-167	12V	450	575	66	38	.0046	9-5/16"	5-1/16"	8-15/16"	26	SAE POST	51
OPT8073-167	12V	450	575	66	38	.0046	9-5/16"	5-1/16"	8-15/16"	26	SAE POST	51R
OPT8171-767	12V	450	575	66	38	.0046	9-5/16"	5-1/16"	8-15/16"	26	Thin Post T1	S46B24R
OPT8050-160	12V	900	1125	155	75	.0025	12-13/16"	6-9/16"	9-3/8"	59.8	3/8" Stainless Stud	31T
OPT8051-160	12V	900	1125	155	75	.0025	12-3/16"	6-9/16"	9-3/8"	59.8	SAE POST	31A
OPT8037-127	12V	830	1025	140	66	.0025	12-3/16"	6-13/16"	8-3/4"	53.2	SAE POST	27F

BlueTop Batteries

The Optima BlueTop battery has all the valuable characteristics of its two brothers - the RedTop and YellowTop. It's perfect for on board electronics or stereo systems and RV's with "creature comforts" that tend to drain batteries quickly. The BlueTop is the battery for those who simply need a sure-starting, strong cranking, maintenance-free power source.



Part No.	Voltage	Cold Cranking Amps @ 0° F	Cranking Amps @ 32° F	Reserve Capacity	Capacity (C/20 Rate)	Internal Resistance	Dimensions			Weight (LBS)	Post Type	Group/Type No.
							Length	Width	Height			
OPT8027-127	12V	800	1000	140	66	.0025	12-3/16"	6-13/16"	8-3/4"	53.8	Dual SAE 5/16" Stainless Stud	27
OPT8006-006	12V	800	1000	100	50	.0030	10-1/16"	6-7/8"	7-15/16"	38.4	Dual SAE 5/16" Stainless Stud	34
OPT8016-103	12V	750	870	120	55	.0028	10-1/16"	6-7/8"	7-15/16"	43.5	Dual SAE 5/16" Stainless Stud	34
OPT8052-161	12V	900	1125	155	75	.0025	12-13/16"	6-9/16"	9-3/8"	59.8	Dual SAE 5/16" Stainless Stud	31



NEW VENDOR

OMIX-ADA, Inc.

Fender Flare Kit 1955-86 Jeep CJ

OMI11601.01

These factory-style replacement fender flares are constructed of virtually indestructible, UV-treated thermoplastic. Each flare in the kit is designed to fit into factory mounting holes, making installation quick and easy. Mounting hardware is included. Set of 4.



Tailgate Cable 1976-86 Jeep CJ7/CJ8

OMI12029.02



This 19-1/2" long tailgate cable has an eyelet on each end. Two required per vehicle. Sold each.

Replacement Gauge Set 1955-86 Jeep CJ5/CJ6/CJ7 And Scrambler

OMI17209.01

Designed to work with stock-type sending units and for installation in the factory location. The set includes analog fuel level and water temp gauges with black bezel, black face, and orange pointer. Kit. 5-year limited warranty.



Fuel Level Gauge 1955-86 Jeep CJ5/CJ6/CJ7 And Scrambler

OMI17209.04

Black face with red needle, short sweep fuel level gauge designed to work with 10-73 ohms impedance senders. 5-year limited warranty.



Fuel Level Sending Unit Kit 1970-86 Jeep CJ5/CJ6/CJ7 And Scrambler

OMI17724.09

This gas tank sending unit kit fits the 15 gallon gas tanks found in 1970-86 Jeep CJ models. Features a lock ring design and 10-73 ohm impedance range (10 ohms at full) and includes sending unit, filter sock, lock ring, and seal.



Fuel Filler Hose 1978-86 Jeep CJ5/CJ7 And Scrambler

OMI17740.03

Replacement neoprene fuel filler neck hose for models with 15-gallon fuel tanks.



AMC Jeep Emblem OMI17740.03

An official Mopar licensed replacement AMC Jeep emblem.





NEW VENDOR

Windshield Seal 1976-86 Jeep CJ
OMI12302.03

Replacement black weatherstrip seal goes between windshield frame and the cowl.



Side Marker Light Lens 1972-86 Jeep CJ
OMI12401.01

Plastic amber side marker lens will fit either left or right side. Two required per vehicle. 7" x 1-1/4". Sold each.



Turn Signal/Parking Light Assembly 1976-86 Jeep CJ5/CJ7 And Scrambler
OMI12405.06

This plastic replacement light assembly includes lamp housing, clear lens, dual filament bulb and wiring pigtail. Fits either right or left side and two are required per vehicle. 5" round x 3" deep. Sold each.



Glove Box Insert 1972-86 Jeep CJ5/CJ6/CJ7 And Scrambler
OMI13316.01

Molded in black plastic with cutout for glove box latch. This replacement insert measures 10" wide x 4.75" high x 4.75" deep.



Windshield Wiper Pivot Cover 1976-86 Jeep CJ5/CJ6/CJ7 And Scrambler
OMI13318.02

Black steel direct replacement for original factory cover. Two required per vehicle. Sold each.



HVAC Heater Control Knob 1976-86 Jeep CJ5/CJ6/CJ7 And Scrambler
OMI13318.05

This black plastic replacement knob is used for headlight switch, wipers, and blower switch. Sold individually.



Steering Column Cover 1976-86 Jeep CJ5/CJ6/CJ7 And Scrambler
OMI13318.08

Direct fit, black plastic replacement cover mounts to factory holes for easy installation.



Indicator Light Kit • 1976-86 Jeep CJ5/CJ6/CJ7 And Scrambler
OMI13319.01

This 6-piece dash light kit includes indicators with chrome bezels for headlights, wiper/washer, air, temp, defrost, and fan switches. Bulbs included.



1997-02 Wrangler TJ Sun Visor Kit
OMI13313.09

These agate-designed sun visors are constructed of durable interior matching vinyl with a built-in metal mounting rod. Install with the factory original mounting hardware (not included). Sold in pairs.



Front Axle Breather 1972-86 Jeep CJ5/CJ6/CJ7 And Scrambler
OMI16561.01

These white plastic breathers are designed to replace the O.E. axle vents on designated models with Dana 30/35/45 front differentials.



Speedometer Assembly 1980-86 Jeep CJ5/CJ6/CJ7/CJ8
OMI17206.05

The most accurate reproduction gauge cluster available for the Jeep CJ's. Manufactured with a black face, red needle, and chrome bezel. Features include 5-85 mph speedometer, analog odometer, temp gauge and fuel gauge. Designed to accept O.E. factory light sockets. 5-Year limited warranty.



Hood Catch And Bracket Set
OMI11210.09

1997-06 Wrangler TJ replacement hood catch and bracket. Includes mounting hardware. Each.



Liftgate Hinge Kit
OMI11218.04

1997-06 Wrangler TJ liftgate hinges. Black. Pair.



Liftgate Support Strut
OMI12012.02

1997-06 Wrangler TJ hardtop lift gate replacement gas strut. Fits left or right side. Each.



License Plate Brackets

Factory style replacement license plate brackets. Black. Each.

Part No.	Application
OMI11233.01	1987-95 Wrangler YJ
OMI11233.06	1997-06 Wrangler TJ



Seat Belt Kit
OMI13202.04

This replacement 2-point lap seat belt is designed to fit 41-95 Willys/Jeeps. Not a factory replacement belt for any specific application. Includes black 60-inch long outboard lap belt (non-retracting), black short inboard belt and grade 5 mounting hardware. Kit.



Front Inner Axle Oil Seal
OMI16526.02

Fits various Jeep models from 1987-06 with Dana 30, 27 spline axles. Measures 1.125" ID and 2.132" OD. Each.





NEW VENDOR

Complete Brake Line Kits

These custom fit kits consist of all the pre-bent rigid mild steel brake lines with correct OEM style threaded fittings from the master cylinder to each front wheel/rear drum. Kit does not include the front and rear flexible rubber hoses. Kit.



Part No.	Application
OMI16737.50	1987-95 Wrangler YJ With Front Disc Brakes, Without ABS
OMI16737.51	1997-06 Wrangler TJ With Front Disc Brakes, Without ABS

Gas Tank Center Strap • 1997-06 Wrangler TJ OMI17739.06

Designed to fit vehicles with 2.4L, 2.5L and 4.0L engines. Requires two per vehicle. Sold each.



Fuel Filler Neck Cover OMI17742.01

Replacement fuel filler neck cover fits 1978-83 CJ5, 1978-86 CJ7, 1981-86 CJ8 Scrambler, and 1987-95 Wrangler YJ models. Cover is constructed of molded plastic and provides support for the fuel neck where it passes through the body. Each.



Gas Filler Neck Bezel OMI17742.02

This replacement fuel filler neck bezel fits 1997-06 Wrangler TJ and 2004-06 Wrangler Unlimited LJ models. Cover is constructed of molded plastic and provides support for the fuel neck where it passes through the body.



Climate Control Knob 1999-06 Jeep Wrangler TJ/LJ OMI17903.20

Factory-style replacement climate control knob.



Steering Shaft Repair Kit OMI18019.03

Replacement steering shaft repair kit fits 1976-83 CJ5, 1976-86 CJ7, 1981-86 CJ8 Scrambler, and 1987-95 Wrangler YJ models. Kit includes shaft retainer, bearing, bearing retainer, and clip. Kit.



Speedometer Gear O-Ring 1955-06 Jeep Models OMI18760.37

This O-ring seals the speedometer gear pinion. Does not fit 2003-06 Rubicon models. Each.



Direct Replacement Interior Rear-View Mirror Kit

Part No.	Application
OMI11020.01	1941-75 Jeep CJ, 8-1/2" Wide x 2-1/2" Tall, Black, Includes Mounting Bracket
OMI11020.02	1976-12 Jeep CJ/Cherokee/Wrangler, 6-1/4" Wide x 3-3/4" Tall, Black

Miscellaneous Replacement Items

Part No.	Description
OMI11603.09	Fender Flare Hardware Kit, 1997-06 Wrangler TJ
OMI11609.25	Fender Flare Hardware Kit, 2007-18 Wrangler JK
OMI11609.26	Plastic Fender Flare Black Push Retainer, Each
OMI11609.27	Fender Flare Blind Rivet, Each
OMI11609.28	T-style Fender Flare/Rocker Molding Clip, Each
OMI12029.01	1976-86 CJ, Round Rubber Bumper, Hood To Grille, 0.88" OD, Sold Each.
OMI12029.19	1976-86 CJ, Floor Pan Drain Plug, 1" OD., Sold Each.
OMI12029.21	1976-86 CJ, Floor Pan Drain Plug Kit, 1" OD, Kit Contains Four Drain Plugs.
OMI12029.31	1976-86 CJ, Dash Panel Screw And Washer, Sold Each.
OMI12029.06	Windshield Hinge Screw, Each
OMI12031.01	Hood to Grille Bumper, Each
OMI12031.02	Hood to Fender Bumper, Each
OMI12306.07	Soft Top Replacement Snap, Each
OMI16715.05	1946-86 CJ, Chrome Lug Nut, 1/2"-20 Thread, 13/16" Hex Head, Sold Each.
OMI16753.01	1945-86 Willy's/Jeep, Rubber Pedal Pad, Brake Or Clutch. Sold Each.
OMI17234.11	1945-86 Willy's/Jeep, Dashboard Switch Nut, Secures Headlight/ Wiper /Heater Switches, Sold Each
OMI17258.01	Torx Head Bolt, Dash Panel, Each
OMI18271.07	1976-86 CJ, Rubber Axle Snubber, Bolt-On, Front Or Rear. Sold Each
OMI19105.03	1968-86 CJ, Windshield Wiper Pivot Gasket, Sold Each
OMI19710.02	1966-86 CJ, Windshield Wiper Arm, Spring Included, No Blade, Sold Each
OMI19712.07	1966-86 CJ, Windshield Wiper Blade, 11"

Headlight Retaining Ring OMI12420.02

1997-06 Wrangler TJ replacement headlight retaining ring. Each.



Paddle Door Handle OMI11812.06

1981-06 Jeep CJ, 1987-95 Wrangler YJ right side. 1997-06 Wrangler TJ left side. Black. Each.



Interior Door Pull Repair Kit

This kit contains black door pull handle, two end caps, and attaching hardware. Each.



Part No.	Description
OMI11815.01	1987-95 Wrangler YJ, Handle Only
OMI11816.01	1987-95 Wrangler YJ, Complete Repair Kit

Door Limit Strap OMI11817.01

1987-95 Wrangler YJ door limit strap. Black. Fits left or right side. Each.



Windshield Frame To Cowl Weatherstrip OMI12302.04

1987-95 Wrangler YJ replacement windshield frame to cowl weatherstrip. Black.



Windshield Wiper Arm OMI19710.03

1987-95 Wrangler YJ replacement wiper arm. Each.





OMIX-ADA, Inc.

Door Glass Seal



Part No.	Application
OMI12303.06	1987-95 Wrangler YJ Outer Door Glass Seal, Right (passengers) Side With Full Steel Doors. Each.
OMI12303.07	1987-95 Wrangler YJ Outer Door Glass Seal, Left (drivers) Side With Full Steel Doors. Each.

Hardtop Seal Repair Kit 1976-86 Jeep CJ/1987-95 Wrangler YJ/1997-06 Wrangler TJ

OMI12304.07

Designed to repair or replace the weather seals around the factory hardtop. Kit includes tube of repair glue, 3/4-inch extruded gasket material, two rolls of wide foam tape, and hardware hole punch. Kit.



OMI12304.07

Socket Assembly With Lamp 1976-86 Jeep CJ/1987-95 Wrangler YJ/1997-06 Wrangler TJ

OMI12401.19

This replacement lamp socket assembly includes socket, wiring pigtail, and bulb. Kit.



Side Marker Lens

OMI12401.06

1987-95 Wrangler YJ replacement yellow side marker lens. Fits left or right side. Each.



LED Halo Pre-Assembled Headlight Kits

The Oracle OEM-style pre-assembled headlight halo kits incorporate hundreds of high-quality, USA-made, Bridgelux LEDs into the OEM-style headlight assembly. Thanks to a special LED surface-mount diode (SMD) to-produce the intense light, the system uses very little additional power. The headlight assemblies meet or exceed safety, durability, and quality standards. The kit includes one pair of OEM factory style headlights with bulbs and pre-installed Oracle LED halo rings. No modifications required. Color white.

Part No.	Description
ORA7038-001	2009-13 Ram Non-Sport
ORA7187-001	2009-14 Ford F-150



ORA7003-001

2007-17 Wrangler JK LED Off-Road Mirrors

ORA5751-001


The replacement side mirrors use a total of 24 1-watt Cree LEDs for a total output of 2,200 lumens while drawing only 2 amps. The units use factory mounting and are covered by a two-year warranty. 6000K color temperature. 2-amp power draw. Sold in pairs.



Waterproof Squared 2TM Halos

The new Oracle Waterproof 3" Squared 2 Halos can be installed onto any 3" Square Off-Road Light. Revolutionary waterproof design can operate in the worst possible conditions. Each square halo utilizes a hard resin outer shell with a silicone inner seal that protects the LEDs and components. Easily installs onto the outside of the lamp housing and is visible even with the LED lamp turned on!

Part No.	Description
ORA5776-001	3" Waterproof Halo, White
ORA5776-005	3" Waterproof Halo, Amber



ColorSHIFT LED Underbody Rock Light Kit NEW!

Change colors, control brightness and strobing, select and create DIY scenes, and control your lights with your music!. New features include Bluetooth smartphone control plus wireless remote. This kit can be installed in the wheel wells in front of and behind each tire.

Part No.	Description
ORA5818-333	4 Light Kit
ORA5819-333	8 Light Kit



ColorSHIFT LED Underbody Light Kit

ORA4227-333

Light up your vehicle's underbody with this specially designed kit from Oracle Lighting. The ColorSHIFT LED underbody kit is a vibrant, color-changing strip that installs directly under the vehicle for night-time under-glow effects. This package includes (2) 4-foot ColorSHIFT LED strips and (2) 6-foot ColorSHIFT LED strips of high-powered 5050 SMDs. User can select from a variety of colors and functions with the use of a ColorSHIFT controller. Strip includes 3M adhesive backing and installs easily. This product requires a ColorSHIFT controller (sold separately) to operate.



Off-Road LED Whips

These flexible polycarbonate tube whips offer outstanding color and brilliance, and increased weather and shock resistance. Applications include ATV, UTV, and other off-road vehicles where a safety or warning whip is required. Flag included. Available in four or six-foot lengths.

Part No.	Description	Part No.	Description
ORA5781-002	Blue	ORA5782-003	Red
		ORA5782-004	Green



ORA5781-002

Off-Road LED Whip Accessories

Part No.	Description
ORA5784-504	HD Spring Mount
ORA5785-504	Quick Disconnect Attachment
ORA5786-504	1-1/2" Folding Mount Clamp
ORA5787-504	1-3/4" Folding Mount Clamp
ORA5788-504	2" Folding Mount Clamp



ORA5784-504

ORA5785-504

2007-17 Jeep Wrangler JK Vector™ Grill **NEW!**

ORA5817-V20

Designed to replace the factory grille, this full-featured ABS replacement grill installs on the factory mounts. Manufactured with LED low-beam light emitters producing 5,600 combined lumens, high beams with 7,200 combined lumens, and LED turn signal indicators that are four times brighter than the factory turn signal lamps. Plug-and-play wiring harness makes installation quick and easy.



LED Headlights

With 4,000 lumens of high-output LED light, these bulbs not only increase driver safety and night time visibility but also draw half the power of factory headlight bulbs. Easy installation with no extra relays or wiring needed. These 6500k white colored bulbs also feature a two-year warranty. Sold in pairs.



Part No.	Description
ORA5231-001	H4 LED Headlight Bulbs, Pair
ORA5232-001	H7 LED Headlight Bulbs, Pair
ORA5234-001	H10 LED Headlight Bulbs, Pair
ORA5235-001	H11 LED Headlight Bulbs, Pair
ORA5236-001	H13 LED Headlight Bulbs, Pair
ORA5238-001	9004 LED Headlight Bulbs, Pair
ORA5239-001	9005 LED Headlight Bulbs, Pair
ORA5240-001	9006 LED Headlight Bulbs, Pair
ORA5241-001	9007 LED Headlight Bulbs, Pair
ORA5242-001	9012 LED Headlight Bulbs, Pair
ORA5243-001	H1 LED Headlight Bulbs, Pair
ORA5244-001	5202 LED Headlight Bulbs, Pair

Halo Headlight/Fog Light Kits

These kits circle your headlights with hundreds of USA-made Bridgelux LEDs. The unique LED surface mount diode (SMD) creates intense bright light with minimal power added draw. Colorshift 2.0 models feature the most color options, all controlled by a remote.



Fog Lights

Part No.	Description
Chevrolet Silverado	
ORA1234-001	2007-13, White
ORA1234-005	2007-13, Amber
ORA1530-005	2014-16, Amber
Jeep Wrangler JL	
ORA1215-002	2018-19, Blue
ORA1215-005	2018-19, Amber
ORA1214-333	2018-19, Colorshift
Toyota Tundra	
ORA1213-001	2014-17, White

Halo Headlights

Part No.	Description
Dodge	
ORA2252-333	2013-18 Ram, Colorshift 2.0
Ford	
ORA1330-332	2018-19 F-150, Colorshift Includes Turn Signal Halos
ORA2696-330	12-15 Explorer Colorshift
ORA2696-333	2012-15 Ford Explorer, Colorshift 2.0
GMC	
ORA2272-330	2015-18 Yukon, Colorshift
ORA2450-330	2014-15 Sierra, Colorshift
ORA2450-333	2014-15 Sierra, Colorshift 2.0
ORA1320-333	2016-18 Sierra, Colorshift 2.0
Jeep Wrangler JL	
ORA1214-001	2018-19, White
ORA1214-002	2018-19, Blue
ORA1214-005	2018-19, Amber
ORA1214-330	2018-19, Colorshift
ORA1214-333	2018-19, Colorshift 2.0
Toyota	
ORA2680-330	2005-11, Tacoma Colorshift
ORA2680-333	2005-11, Tacoma Colorshift 2.0

Illuminated Wheel Ring Brake Light **NEW!**

ORA4211-003

Full-sized spares often cover up the factory 3rd brake light on Jeep Wranglers. This kit from Oracle adds a super-visible, fully functional 3rd brake light that attaches easily to the spare tire carrier and taps into the 3rd brake light wire with provided hardware. Includes wheel ring with premium Oracle red LEDs, 6 aluminum mounting brackets, and mounting hardware.



Colorshift Headlight DRL Upgrade Kit for 2018-up Jeep Wrangler JL/JLU **NEW!**

ORA1346-333

Designed to fit 2018-newer Jeep Wrangler JL models with factory LED headlights, this kit includes high-performance 2.0 RGB+W chips that easily convert the stock perimeter DRL into color-changing halos while maintaining the a true white DRL. Kit includes (4) ColorSHIFT DRL PCBs, (2) LED driver hubs, and (2) heavy-duty wiring adapters. ColorSHIFT 2.0 controller sold separately.



LED Off-Road Side Mirror Caps for 2015-2019 Ford F-150/Raptor Trucks **NEW!**

ORA5816-001

Safe off-roading means being able to see the trail to either side just as much as ahead of the vehicle. Improve off-road visibility and peripheral lighting with this pair of LED light bars that mounts on the side-view mirrors. The kit adds 12 powerful CREE LEDs to each mirror with a 45° beam angle to optimize peripheral visibility to generate 2200 lumens of lighting power, while drawing only 2 amps. Installs easily using factory mounts, package includes (1) driver's side and (1) passenger's LED side off-road mirror cap.



ODYSSEY BATTERY



Odyssey batteries provide up to twice the overall power and three times the life when compared to traditional batteries. 12-volt batteries are offered for a wide variety of applications including automotive, racing, marine, commercial, and powersports.

Battery Type	Terminal	CCA	CA	BCI Group Size	Length in. (mm)	Width in. (mm)	Total Height in. (mm)	Weight
ODYPC545	M6 Female	185	240	—	7.00 (177.8)	3.38 (85.9)	5.17 (131.3)	11.5
ODYPC545MJ	M6 Female	185	240	—	7.00 (177.8)	3.38 (85.9)	5.17 (131.3)	12
ODYPC535	M6 Female	200	265	—	6.70 (170.2)	3.90 (99.1)	6.18 (157.0)	12
ODYPC680	M6 Female	220	300	—	7.27 (184.7)	3.11 (79.0)	6.67 (169.4)	15.4
ODYPC680MJ	M6 Female	220	300	—	7.27 (184.7)	3.11 (79.0)	6.67 (169.4)	16
ODYPC625	M6 Stud	265	350	—	6.70 (170.2)	3.90 (175.0)	13.2 (6.0)	13.2
ODYPC925	M6 Female	380	500	—	6.64 (168.6)	7.05 (179.0)	5.04 (128.0)	26
ODYPC925MJT	SAE	380	500	—	6.64 (168.6)	7.05 (179.0)	5.04 (128.0)	26.5
ODYPC1200MJT	SAE	550	725	—	7.87 (199.9)	6.66 (169.1)	6.80 (172.7)	40
ODY25-PC1400T	SAE	820	850	25	9.46 (240.3)	6.84 (173.7)	8.69 (220.7)	50
ODY35-PC1400T	SAE	820	850	35	9.46 (240.3)	6.84 (173.7)	8.69 (220.7)	50
ODYPC1700MJT	SAE	875	1175	—	13.02 (330.7)	6.62 (168.2)	6.93 (176.0)	63
ODY34-PC1500T	SAE	880	1050	34	10.85 (275.6)	6.99 (177.5)	7.82 (198.6)	49.5
ODY34/78-PC1500DT	SAE/GM Side	880	1050	34/78	10.85 (275.6)	6.99 (177.5)	7.82 (198.6)	49.5
ODY34R-PC1500T	SAE	880	1050	34R	10.85 (275.6)	6.99 (177.5)	7.82 (198.6)	49.5
ODY31M-PC2150ST	ST (3/8 Stud/SAE)	1150	1370	31M - Marine	13.00 (330.2)	6.80 (172.7)	9.47 (240.5)	77.8

Note: Batteries with MJ suffix include a metal case for added heat protection.



NEW VENDOR

Outback F4 15" Mini LED Light Bar, Clear PCP20-351



Designed to fit between the tailgate and bumper of most full-size pickups, these mini LED light bars are a functional and attractive addition. With running lights, brake lamps, and left and right turn signals, they help improve visibility in all weather conditions.

Running Light Diode Sealed LED

These powerful waterproof red LED running lights are perfect for a wide variety of vehicle uses from cars, trucks, and SUV's to trailers, recreational vehicles, and ATV's. They provide reliable all-weather visibility in all traffic conditions. Sold individually.



Part No.	Description
PCP20-601	Red 3 LED Sealed Light
PCP20-701	Red 12 LED Single Light

Clear Scuff Protectors PCP25-551

Ideal for protecting painted bumper surfaces from scratches and scuffs when loading and unloading a trunk or cargo area, Pacer Scuff Protectors are constructed of tough, durable UV-protected clear PVC yet are flexible enough to conform to bumper curves. Mount in minutes using 3M self stick tape. Size is 10-3/8" long x 1-3/4" wide x 3/8" High. Sold in pairs.



Universal Flexy Flares

Universal Flexy Flare Rubber Fender Extenders are an inexpensive way to protect paint and body panels from dirt, rocks, and road debris. Constructed of heavy-duty 1/8" thick EPDM rubber, they include a built-in curvature to maintain their shape without distorting. Flares extend the fender a full 2-1/2" using a bolt-on design for long-lasting durability. Includes mounting hardware and instructions.



Part No.	Description
PCP52-132	HD 2-1/2" x 58" Pair
PCP52-154	Standard 2-1/2" x 25 ft
PCP52-170	Standard 2-1/4" x 58", Pair, No Lip Side Mount
PCP52-171	4" x 58", Pair
PCP52-188	HD, 2-1/2" x 58", Pair
PCP52-149	HD 2-1/2" x 25 ft
PCP52-168	2-1/2 x 25 ft No-Lip Side Mount
PCP52-173	4" x 25 ft
PCP52-191	HD 1-3/4" x 58", Pair
PCP52-192	HD 1-3/4" x 58", 2 Pair
PCP52-198	HD 1-3/4" x 25 ft
PCP52-205	HD 3-1/4" x 72", Pair

Outback F5 LED Tailgate Lights

Increase visibility with LED tailgate lights, with five modes for running lights, brake lights, back-up lights, and (left and right) turn signals. Lights are constructed from a durable plastic extrusion and install neatly, directly below tailgate.

Kits are offered with amber or red turn signal functions and are sold complete with wiring harness that plugs directly into the 4-prong factory hitch wiring and a single wire for back-up lights.



Part No.	Description
Amber Turn Signal Kits (Amber Turn Signals, Red Running And Brake, And White Back-Up Lights)	
PCP20-803	60" Long For Most Full-Size Trucks
Red Turn Signal Kits (Red Turn Signals, Red Running And Brake Lights, And White Back-Up Lights)	
PCP20-815	60" Long For Most Full-Size Trucks



NEW VENDOR

Outback F4 LED Tailgate Lights



Outback tailgate lights offer improved visibility and four modes for red running lights, brake lights and (left and right) turn signals. Light kits are constructed from a durable plastic extrusion and install neatly, directly below tailgate. Sold complete with wiring harness that plugs directly into the 4-prong factory hitch wiring.

Part No.	Description
PCP20-801	60" Long For Most Full-Size Trucks



Hi-Five Cab Roof Lights


Increase visibility with Hi-Five Cab Roof Lights. Light kits meet SAE specifications and are sold complete with outside clearance lights, wiring harness, quick-wire connectors and necessary hardware. Choose from LED or incandescent lighting.

Part No.	Description
Chevy/GMC Style	
PCP20-265	2007-14 O.E. Style Amber Complete LED Kit
PCP20-265S	2007-14 O.E. Style Smoke Complete LED Kit
PCP20-220	1988-02 O.E. Style Amber Complete Incandescent Kit
Dodge Style	
PCP20-245SS	1999-02 O.E. Style Smoke Lens Amber Light Incandescent Single Light
PCP20-247S	2003-14 O.E. Style Smoke Complete LED Kit
PCP20-246S	2003-14 O.E. Style Smoke Complete Incandescent Kit
Ford Style	
PCP20-236	1999-14 O.E. Style Amber Complete LED Kit
PCP20-225	1980-98 O.E. Style Amber Complete Incandescent Kit



Fuel Injection Wiring Harnesses

Run the factory engine management computer and save a bunch of hassles. Painless engineers have worked out all the problems ahead of time. Just follow the straightforward instructions and the color-coded, labeled harness will install easily. Extra length harnesses have a total of 8' of wire as measured from the rear of the engine to the computer. Connector harness (and computer) may be mounted under the seat.



Part No.	Application
PWI60101	1986-93, GM TBI 4.3L, 5.0L, 5.7L, 7.4L
PWI60102	1985-89, GM TPI 5.0L And 5.7L
PWI60217	GM Vortec V8 4.8, 5.3, 6.0L, 1999-Later Mechanical Throttle Body
PWI60502	1992-97, GM LT-1
PWI60508	1999-02, GM LS1, Mechanical Throttle
PWI60509	1999-02, GM LS1, Mechanical Throttle (Extra Length Harness)
PWI60510	1986-95, Ford 5.0L V8,

Extreme Condition Wire

Stranded, copper-core high-temperature wire with cross-linked polyethylene insulation exceeds original equipment specifications for underhood use. Choose from several colors.

Part No.	Gauge Size	Color
25 Ft. Rolls		
PWI70700	10	Red
PWI70701	10	Black
50 Ft. Rolls		
PWI70800	14	Red
PWI70801	14	Black
PWI70806	14	White
PWI70812	14	Purple
PWI70817	14	Blue/Yellow



Classic Braid

Classic Braid does not have that hard plastic look like other convoluted tubing. It has more of an old-school look, more like vintage cloth wire covering. Classic Braid is exceptionally easy to work with, retains its shape and rigidity from -94°F to 247°F, and has a melt temperature of 482°F.

Part No.	Description
PWI70958	1/2" Classic Braid, 10 ft.
PWI70959	3/4" Classic Braid, 6 ft.
PWI70960	1" Classic Braid, 12 ft.



Classic Braid Chassis and EFI Kits

Chassis Kit (PWI70970) includes; 20 ft. 3/16" dia., 30' of 5/16" dia., 30' of 3/8" dia., 30' of 1/2" dia., 10' of 3/4" dia., and 6' of 1" dia., heat shrink, tie wraps and tape. Classic Braid EFI Kit (PWI70971) includes; 25 ft. 3/16" dia., 25' of 5/16" dia., 25' of 3/8" dia., 15' of 1/2" dia., 8' of 3/4" dia., and 8' of 1" dia., heat shrink, tie wraps and tape.

Part No.	Description
PWI70970	Classic Chassis Braid Kit
PWI70971	EFI Classic Braid Kit



PowerBraid™ Wire Wrap

Braided, laterally split black wire wrap closes securely around wire and needs no additional taping or fasteners.

Part No.	Description
PWI70910	1/8" Dia., 20 Ft.
PWI70901	1/4" Dia., 20 Ft.
PWI70902	1/2" Dia., 10 Ft.
PWI70903	3/4" Dia., 6 Ft.
PWI70916	1" Dia., 12 Ft.
PWI70904	2" Dia., 4 Ft.



PowerBraid™ Tools

PWI70941

The easy way to enclose any wiring in PowerBraid (or other standard wire loom). Ideal for the professional installer. Includes 1/4", 1/2" and 3/4" tools.



Transmission Controller For 4L60/65E And 4L80/85E

PWI66501

Stand-alone Transmission Controller for GM 4-speed 4L60/65E and 4L80/85E automatics. Compatible with fuel injected or carbureted applications. Laptop software included with several "base" calibrations to start off with.

VSS output is included for EFI swaps, aftermarket speedometers, push button shifting and paddle shifting with separate shift calibrations for both street and performance shifting.





Trail Rocker Jeep Accessory Control System

The Trail Rocker from Painless allows you to control up to eight accessories on your JK Jeep! Kit is enclosed in a weatherproof housing that surrounds the power center and relays. Controlling it are five prewired switches mounted in our custom dash panel for a clean factory-installed look.

Part No.	Description
PWI57005	2007-18 (W/O Switches) Mounts Over Head
PWI57003	2009-18 Mounts Over Head, Non Auto Dim Mirrors 6 Switch
PWI57004	2009-18 Mounts Over Head, Auto Dim Mirrors 6 Switch
PWI57040	1997-06 Mounts Over Top Of Cubby Hole
PWI57101	1997-06 Mounts In Dash 8 Switch
PWI57102	1997-06 Roll Bar Mount 8 Switch Panel
PWI57103	1997-06 Flange/Under Dash 8 Switch Panel
PWI57104	1997-06 Mounts In Dash 6 Switch Panel
PWI57105	1997-06 Roll Bar Mount 6 Switch Panel
PWI57106	1997-06 Flange/Under Dash 6 Switch Panel
PWI57107	1997-06 Mounts In Dash 4 Switch Panel
PWI57108	1997-06 Roll Bar Mount 4 Switch Panel
PWI57109	1997-06 Flange/Under Dash 4 Switch Panel



Body Lift Kits/Urethane Gap Guards

The kits increase body clearance for improved off-road ability, and in many cases our kits will fit both 2WD and 4WD vehicles. Be sure to add a set of exclusive Gap Guards. Gap Guards are manufactured from durable polyurethane and are custom fit for the factory look.



Model	Year	2" Part No.	3" Part No.	Gap Guard 2WD/4WD	Tech Notes
Chevrolet / GMC					
1/2, 3/4, 1 Ton Non-HD Only, 2WD/4WD	1999-02	N/A	PRFPA10053	Fleetside PRFPA6537	6.7,14,15,21,24,28
1500 Non-HD Only, Standard, Extended, 2WD/4WD	2003-05	N/A	PRFPA10133	Fleetside PRFPA6537	6.7,14,15,21,24,28
1500 New Body, Non-HD, Std, Ext, 2WD, 4WD, Auto, Electronic 4WD	2007-13	N/A	PRFPA10193	PRFPA6547	6.14,15,21,24,33
Silverado/Sierra 1500, 2WD/4WD	2014-15	N/A	PRFPA10293	—	N/A
2500 HD, 3500, Except 8.1L And Diesel, 2WD/4WD	2001-02	N/A	PRFPA183	PRFPA6537	6.7,14,15,21,24,28
S-10 / S-15, Sonoma, ZR2, Standard, Extended And Crew Cab, 2WD/4WD	1998-04	PRFPA192	N/A	—	6.16,21,23,24
S-10 Blazer / S-15 Jimmy (+ZR2), 2WD/4WD	1998-03	PRFPA152	N/A	—	6.16,21,23,24
Suburban, Tahoe, Yukon 1500, 2500, 2WD, 4WD (Excludes Denali)	2000-06	N/A	PRFPA10113	—	6.7,14,15,21,24
Dodge					
1500, 2WD/4WD, Gas	2009-16	N/A	PRFPA60203	—	N/A
Ram 1500 2WD, 4WD, All Gas Engines 2003 Hemi (See Below)	2003-05	N/A	PRFPA60123	N/A	6.14,15,21,24
Ram 2500, 3500, Standard, Extended, Dually, 2WD Gas Engines	2003-05	N/A	PRFPA60123	—	6.14,15,21,24
Ram 2500, 3500, 2WD/4WD, Non-Sport, Auto And Manual	2002	N/A	PRFPA60073	N/A	1.14,15,24,25
Ram 2500 2WD/4WD Diesel	2013-16	—	PRFPA60233	—	—
Ram 2500 2WD/4WD Gas	2013-15	—	PRFPA60243	—	—
Ford					
F150, 4WD With Hitch Bumper And 5.4L Motor Only	2009-14	N/A	PRFPA70093	N/A	N/A
F150, 2WD/4WD (Except Heritage)	2006-08	N/A	PRFPA70083	PRFPA6742	5.6,7,15,21,24
F150, 2WD/4WD (Except Heritage)	2004-05	N/A	—	PRFPA6742	5.6,7,14,15,21,24
F150 Standard, Extended, Crew, 2WD/4WD	2003	—	—	Fleetside PRFPA6734	5.6,14,15,17,21,24
F150, 250 Light Duty (New Body Style), Standard, Extended Cab, 2WD/4WD	1997-02	—	PRFPA863	Fleetside PRFPA6734	5.14,15,17,21,24
F150 Body Lift	2017-19	PRFPA70202	—	—	—
F150 Body Lift 2WD/4WD w/Hitch Bumper Ecoboost Motor Only	2011-14	—	PRFPA70103	—	—
Ranger / Splash Standard, Extended Cab, 2WD/4WD	2001-11	N/A	PRFPA70033	N/A	5.6,7,15,20,21,24
Shift Extension For Ranger Manual Trans	1983-02	PRFPA3700	—	N/A	N/A
Jeep					
Wrangler TJ, Rubicon, 5-Speed And Auto Trans	1997-05	N/A	PRFPA972	—	19,24,26
JK Wrangler, 2WD/4WD, 2 And 4 Door	2007-11	N/A	PRFPA992	N/A	N/A
JK Wrangler, 2WD/4WD, 2 and 4 Door	2012-18	—	PRFPA994	N/A	N/A
Wrangler Rear Coil Spacers	2007-16	PRFPAJL100PA	—	N/A	N/A
Wrangler 1.75" Front Coil Spring Spacers	2007-16	—	PRFPAJL200PA	N/A	N/A

Body Lift Tech Notes

- Front bumper brackets are included in this kit.
- It may be necessary to drill the front two body bushing sleeves out to 1/2" for new bolt clearance.
- Front and rear bumper brackets are included in this kit.
- Modification to the front frame horns will be required to raise the front bumper using the bumper brackets included.
- Will not fit vehicle equipped with diesel engine.
- 2006 Manual transmission models require kit #SE9627 shift extension
- Steering extension included.
- 3" kit includes front and rear bumper brackets, 2" kit includes front bumper brackets only.
- Installation on vehicles with air conditioning will require modification to the radiator mounting flange.
- Manual transmission models will require part 3700 shift extension (Mazda transmission only).
- Rear bumper brackets are to enhance appearance only, bumper cannot be used for towing.
- 1995-03 ZR2 will require modification to steering column mounting flange.
- Gap guards available and sold separately for this application.
- Rear bumper brackets are available and sold separately for this application. PRF60023
- No bumper brackets are included in this kit
- Manual transmission models require a shift lever extension or linkage bracket sold separately.
- Will not fit vehicle equipped with gasoline engine.



Heavy-Duty Transmission Coolers

Heavy-duty transmission coolers feature oversized 5/8" tubes with Turbulator cooling fins, 11/32" multi-barb fittings and durable mounting brackets for secure vehicle attachment. Systems include transmission oil hose, illustrated instructions, and all necessary mounting hardware.



PRM1301

Part No.	Description	Coil Size
Heavy-Duty Trans Cooler Systems		
PRM1301	17,000 GVW, Recommended for full size cars and light trucks.	1-1/2" x 7" x 15"
Heavy-Duty Cooler Only		
PRM13161	24,000 GVW, Recommended for Dodge Cummins, Cooler Coil with 3/8" NPT fittings, 1/2" hose included	1-1/2" x 7" x 21"

Fluid Cooler System

Excessive heat buildup is a leading cause of power steering pump failure, especially in RVs and off-road vehicles.



PRM997

Perma-Cool fluid coolers feature a 12" x 2-1/2" x 1-1/2" two-pass cooler with 3/8" barb-type inlet and outlet fittings, making them great for use as a power steering cooler. They can also be used as a fuel cooler to increase fuel density and prevent vapor lock. Includes mounting brackets, hardware, and hose.

Part No.	Description
PRM997	Two-Pass System, Coil size: 1-1/2" x 2-1/2" x 12"

Fuel Filter And Water Separator Kit PRM81074

Kit features cast aluminum filter mount, Perma-Cool® 24,000 mile filter element, high-pressure/high-temperature flame-retardant hose, brass fittings, stainless steel hose clamps, mounting hardware and illustrated, multilingual instructions. For diesel or gas engines. Kit withstands 90 PSI line pressure.



Thin Line Transmission Cooler Kit

Kits improve performance and extend transmission life. Lightweight, compact, 3/4" thick coolers are perfect for limited space. Cooler kits include fluid hose and installation hardware. 11/32" barb fittings.



Part No.	Description
Standard Transmission Coolers, 11/32" Multi-Barb Fittings	
PRM1011	14,000-16,000 GVW, 5" x 15-1/2"
Competition Transmission Coolers, -6AN Male Fittings	
PRM1021	14,000-16,000 GVW, 5" x 15-1/2"
PRM1024	22,000-24,000 GVW, 10" x 15-1/2"
Transmission Cooler Installation Accessories	
PRM104	Metal Mounting Kit, Includes Two Zinc-Plated Steel Mounting Brackets And Hardware
Thin Line Trans Coil Only	
PRM1020	12,000-14,000 GVW, 3/4" x 5" 12-1/2", Cooler Coil With -6 AN Male Fittings
PRM1021	14,000-16,000 GVW, 3/4" x 5" 15-1/2", Cooler Coil With -6 AN Male fittings
PRM1023	18,000-20,000 GVW, 3/4" x 7 1/2" 15-1/2", Cooler Coil With -6 AN Male fittings
PRM1024	22,000-24,000 GVW, 3/4" x 10" 15-1/2", Cooler Coil With -6 AN Male fittings

Frame Rail Trans Coolers

Frame-mounted transmission cooler can be mounted nearly anywhere thanks to a low-profile design. Special AN to hose-barb fittings allow for use with braided stainless steel lines. 1/2" flushable tube allows for easy maintenance and maximum cooling flow.



Part No.	Description
PRM1000	Coil with -6 AN Male Fittings, 1 1/2" x 2 1/2" x 15"
PRM1004	Coil with -6 AN Male Fittings, 1-1/2" x 2-1/2" x 24"

Maxi-Cool™ Junior Transmission Coolers

Maxi-Cool Junior transmission coolers provide optimum cooling in a compact, self-contained package.



Part No.	Description
PRM13215	6-Pass Cooler With 8" Electric Fan Module, 2400 CFM, 3" x 7-1/2" x 15-1/2" With -6 AN Male Fittings
PRM13511	8-Pass Cooler with 10" Electric Fan Module, 2350 CFM, 3" x 10" x 12-1/2" With -6 AN Male Fittings

Engine Oil Cooler Systems

Engine Oil Cooler Systems fit engines with the following spin-on filter thread sizes: 3/4"-16, 13/16"-16, 1"-12, M18 x 1.5, M20 x 1.5 and M22 x 1.5. Systems are available with our best selling sandwich style filter system which retains the factory oil filter location or a remote style filter system which relocates the oil filter to a more convenient location in the engine compartment. Both full flow systems use oil filters with 3/4"-16 thread such as Perma-Cool® 81008, Fram® PH8A or equivalent (oil filter not included). Systems include oil hose, illustrated instructions and all necessary mounting hardware.



Description	Sandwich Systems	Cooler Coils
Light Duty Trucks and Vans		
300 Horsepower, Coil Size: 1-1/2" x 7" x 14" With 1/2" Hose Barbs	—	PRM101

Automatic Transmission Fluid Filter Systems

Standard System PRM10678

System features cast aluminum filter mount, Perma-Cool® transmission fluid filter, high-pressure/high-temperature 11/32" transmission hose, brass fittings, stainless steel hose clamps, mounting hardware, and illustrated instructions.



PRM10678

Street and High-Performance Fuel Filter System

High-Performance Filter Head PRM81794

Capable of handling flow rates of up to 5 GPM, this high-performance filter system features dual inlets and outlets for added flexibility in flow direction, making it ideal for systems with dual fuel pumps or dual carbs. The system features a cast aluminum filter head with 1/2" NPT ports and an integrated mount, a Perma-cool 24,000 mile filter element, and two pipe plugs.





Fuel Filter/Water Separator PRM81000

Designed to work with all types of fuel, this fuel filter/water separator has a petcock for easy draining of water and filters down 2 microns. Features a 24,000 mile element, 1"-14 threaded fitting, and is 6" long.



Oil and Fluid Filters PRM81008

This high-performance oil filter can be used with engine oil or transmission fluid. A 12-14 lb. relief valve ensures maximum filtration, making it ideal for racing and heavy-duty applications and up to 50,000 miles of protection on transmissions. Measures 3-3/4" dia x 5-1/2" L, with a 3/4"-16 thread.



Fast Orange Hand Cleaners

The #1 selling, biodegradable, waterless solvent-free hand cleaner. Contains no harsh chemicals, mineral oils, or ammonia that can irritate cuts and abrasions.

Part No.	Description
PEX25108	Fine Pumice Cleaner, 7.5-oz. Bottle
PEX25219	Fine Pumice Cleaner, 1-Gal. Bottle With Pump



PIONEER

Automotive Industries LLC



Aerosol Engine Enamels

Engine enamels dry quickly to a tough, durable finish resistant to blistering and peeling. Choose from a variety of colors.

Part No.	Description
PIOT-10-A	Chevy Orange
PIOT-11-A	Ford Blue
PIOT-12-A	Ford Red
PIOT-18-A	Ford Antique Green
PIOT-26-A	Universal Black
PIOT-52-A	Red Oxide Primer
PIOT-54-A	Flat Black

Part No.	Description
PIOT-58-A	Cast Iron Gray
PIOT-59-A	Clear
PIOT-60-A	Universal Gray
PIOT-61-A	Lo-Gloss Black
PIOT-64-A	Black Primer
PIOT-65-A	Stainless Steel

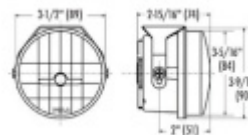


PIAA

LP530 Light Kit

The LP530 kit features two 3-1/2" lamps with 3-watt LED bulbs to generate an intense white color temperature of 6000 Kelvin. They are available as a wide spread fog beam light for maximum peripheral visibility, or an intensely focused driving light with a 20° beam focus. Compact size makes them incredibly versatile.

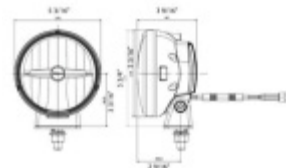
Kit Part No.	Description	Beam Pattern	Diameter
PIA5372	Driving	20°	3.5"



LP550 Light Kit

Rearward-facing bulbs and advanced Reflector Facing Technology (RFT). In place of a traditional halogen bulb this lamp uses two 7-watt LED bulbs producing a very white beam with a color temperature of 6000 Kelvin. Polycarbonate and cast aluminum housing with polycarbonate lens. Kit includes: two lamps and pre-wired harness with fuse, switch, and grilles.

Kit Part No.	Description	Beam Pattern	Diameter
PIA5572	Driving	30°	5-3/16"



PIAA

LP560 Light Kit



Rearward-facing bulbs and advanced Reflector Facing Technology (RFT). In place of a traditional halogen bulb this lamp uses two 7-watt LED bulbs producing a very white beam with a color temperature of 6000 Kelvin. Polycarbonate and cast aluminum housing with polycarbonate lens. Kit includes: two lamps and pre-wired harness with fuse, switch, and grilles.

Kit Part No.	Description	Beam Pattern	Diameter
PIA5672	Driving	30°	5-15/16"

40 Series

Offers several features including prism cut lenses which provide strength and clarity, attractive black powder coated, stamped steel housings, powerful 55-watt quartz halogen bulbs, pre-assembled switch, relay, and wiring harness which provide an easy, plug-in installation. Kits include 2 lamps with covers, PIAA quartz halogen bulbs, and pre-assembled switch relay harness.



Description	Complete Kit No.	Bulb Upgrade	Dimensions
6" Clear Round	—	PIA13085	6-1/4" Dia. x 2" Depth

2100 Series

Compact driving light with 55W H3 halogen bulbs and Multi-Surface Reflector generates cool white light with a blue tint, and fits the aerodynamic design of today's vehicles. Set includes two lamps with 3-3/4" x 4-3/4" rectangular housings and mounting brackets, wiring harness, relay, and switch.



Complete Kit No.	Description
PIA2192	Xtreme White SMR Driving

Quad Series LED Light Bars



Manufactured with Quad Reflective Optics for extreme distance lighting, these high-quality LED light bars offer a 50,000 hour lifespan at an affordable price. The high-intensity 3 watt LED's are backed by a two-year warranty. Kit includes single light, pre-assembled harness with relay and switch. Spot or combo beam pattern.

Part No.	Description	Watts	Beam
PIA26-06612	Quad Series 12" Dual Row Light Bar	72	Spot
PIA26-06112	Quad Series 12" Dual Row Light Bar	72	Combo
PIA26-06620	Quad Series 20" Dual Row Light Bar	120	Spot
PIA26-06120	Quad Series 20" Dual Row Light Bar	120	Combo
PIA26-06630	Quad Series 30" Dual Row Light Bar	180	Spot
PIA26-06130	Quad Series 30" Dual Row Light Bar	180	Combo

Replacement Headlight Upgrade Bulbs Xtreme White Plus



Xtreme White Plus are whiter, brighter, and closer to the color of sunlight. Cool White 4000K. Sold in packs of two.

Twin Pack	Bulb Type	Wattage
PIA17655	H7	55w = 110w XTRA, 4000K
PIA15211	H11	55w = 110w XTRA, 4000K
PIA19618	H13	55/65w = 75/85w XTRA, 4000K
PIA19614	9004	45/65w = 95/120w, 4000K
PIA19615	9005	60w = 120w, 4000K
PIA19616	9006	51w = 115w, 4000K
PIA19617	9007	55/65w = 110/120w, 4000K

Xtreme White Hybrid Twin Pack Halogen Bulbs

These street legal halogen bulbs are DOT compliant. Pure White 3900K color for increased depth perception, more contrast and a brighter/whiter beam allowing the driver to see further down the road. Sold in twin packs. One-year warranty.



Part No.	Description
PIA23-10101	H1 Xtreme White Hybrid Halogen Bulbs
PIA23-10107	H7 Xtreme White Hybrid Halogen Bulbs
PIA23-10108	H8 Xtreme White Hybrid Halogen Bulbs
PIA23-10109	H9 Xtreme White Hybrid Halogen Bulbs
PIA23-10111	H11 Xtreme White Hybrid Halogen Bulbs
PIA23-10113	H13 Xtreme White Hybrid Halogen Bulbs
PIA23-10195	9005 Xtreme White Hybrid Halogen Bulbs
PIA23-10196	9006 Xtreme White Hybrid Halogen Bulbs
PIA23-10197	9007 Xtreme White Hybrid Halogen Bulbs

Platinum LED Light Bulbs NEW!

Engineered with anti-glare technology and adjustable beam design which allows for precise beam angle control. High-power 25-watt Z ES LED chips with Bright White 6000K color temperature produce maximum brightness and replicate daylight driving conditions. Check for clearance and fitment as these bulbs are larger than stock. Do not comply with FMVSS108 or CMVSS108 regulations. Not for use in low-voltage high/low-beam DRL applications. Sold in twin packs.



Part No.	Description
PIA26-17304	Platinum H4 (9003) LED Bulbs
PIA26-17307	Platinum H7 LED Bulbs
PIA26-17308	Platinum H8 LED Bulbs
PIA26-17309	Platinum H9 LED Bulbs
PIA26-17311	Platinum H11 LED Bulbs
PIA26-17313	Platinum H13 LED Bulbs
PIA26-17316	Platinum H16 LED Bulbs
PIA26-17324	Platinum PSX24 LED Bulbs
PIA26-17392	Platinum 9012 LED Bulbs
PIA26-17395	Platinum 9005 LED Bulbs
PIA26-17396	Platinum 9006 LED Bulbs
PIA26-17397	Platinum 9007 LED Bulbs

PIAA

G3 LED Bulbs **NEW!**

Upgraded G3 LED bulbs provide up to 50% more output than previous models and produce a wider viewing angle due to the addition of the CREE XP-L chips. This improved angle fills the light housing creating a sharp beam pattern with amplified coverage and distance with no dead spots. The plug-and-play G3's will fit perfectly into factory light sockets with no cutting, splicing, or soldering required. Manufactured with 6200K cool white color output to maximize output and contrast in dark conditions along with adjustable beam control to fine tune alignment for precise optical outputs. 5-year limited warranty. White 6200K color.



Part No.	Description
PIA26-17404	G3 H4 (9003) LED Bulbs
PIA26-17407	G3 H7 LED Bulbs
PIA26-17408	G3 H8 LED Bulbs
PIA26-17409	G3 H9 LED Bulbs
PIA26-17411	G3 H11 LED Bulbs
PIA26-17413	G3 H13 LED Bulbs
PIA26-17416	G3 H16 LED Bulbs
PIA26-17492	G3 9012 LED Bulbs
PIA26-17495	G3 9005 LED Bulbs
PIA26-17496	G3 9006 LED Bulbs

Super Silicone Wiper Blades

Super Silicone Wiper Blades deliver whisper quiet movement as well as greater visibility and longer service intervals.

Part No.	Description
PIA95040	16"
PIA95045	18"
PIA95048	19"
PIA95050	20"
PIA95055	22"
PIA95060	24"
PIA95065	26"



Aero Vogue Wiper Blades

An industry-first design that optimizes contact pressure across the length of the blade, resulting in a clear, streak-free windshield.

Part No.	Description
PIA96140	16"
PIA96145	18"
PIA96150	20"
PIA96155	22"
PIA96160	24"
PIA96165	26"



SI-Tech Wiper Blades

A modern frameless design that delivers all-season performance. The flat blade design eliminates snow and ice build-up, while being heat and ozone resistant.

Part No.	Description
PIA97040	16"
PIA97045	18"
PIA97050	20"
PIA97053	21"
PIA97055	22"
PIA97060	24"
PIA97065	26"



POWERTRAX®

GM No-Slip Traction System PTX92-0788-3005

The Powertrax 12-bolt 8-7/8", 30-spline automatically directs power to provide full engine torque to both rear wheels, even when one has zero traction. Unwanted wheel slip is controlled, and transitions from equal torque distribution to differential action for making quiet and smooth turns. Installation is easy with step-by-step instructions supplied with each unit, and there is usually no need for any adjustment to the ring and pinion setup.

Note: Powertrax unit listed above is designed to install into "open" type differentials only. They are not designed to replace a locker or positraction unit.



Powertrax Grip LOK **NEW!** GRIP^{LOK}

Using automatic locking technology, this mechanically actuated differential is the strongest locking differential in the Powertrax lineup. Offers the ultimate in competition for street, strip, and off-road.

Part No.	Description
PTXLK109028	Ford 9", 28-Spline
PTXLK109031	Ford 9", 31-Spline



Powertrax Grip LS **NEW!** GRIP^{LS}

This clutch-type differential is designed for the street performance market featuring carbon discs to provide traction on demand. The unit is housed in a forged steel case and the design allows for reservicing and rebuilding the internal components.

Part No.	Description
PTXLS108028	Ford 8", 28-Spline
PTXLS108831	Ford 8.8", 31-Spline
PTXLS109031	Ford 9", 31-Spline
PTXLS201028	GM 10-Bolt 8.5", 28-Spline
PTXLS201030	GM 10-Bolt 8.5", 30-Spline
PTXLS231230	GM 12-Bolt 8.75", Car 30-Spline, 3.90 And Lower Ratio
PTXLS241230	GM 12-Bolt 8.75", Car 30-Spline, 4.10 And Higher Ratio



Powertrax Grip Pro **NEW!** GRIP^{PRO}

This gear-driven limited slip differential offers progressive and variable traction based on throttle input. The unit is housed in a machined forged steel case and features six helical cut gears for strength and durability.

Part No.	Description
PTXGT108028	Ford 8", 28-Spline
PTXGT109028	Ford 9", 28-Spline
PTXGT109031	Ford 9", 31-Spline
PTXGT109035	Ford 9", 35-Spline
PTXGT109035-45	Ford 9", 35-Spline, 45° Pressure Angle
PTXGT443027	Dana 30, 27-Spline, 3.73 And Higher
PTXGT434430	Dana 44, 30-Spline, 3.72 And Lower



OEM Bed Liner

Water-based, rubberized coating is ideal for protecting truck beds or any other steel, aluminum, fiberglass, or wood surfaces. OEM Bed Liner provides superior adhesion, resistance to impact, rust, and UV rays, while offering an attractive, semi-gloss black finish. Simply brush, roll or spray on and cleans up with soap and water. One gallon of product will cover a 6-ft. truck bed with two coatings.

Part No.	Description
POR49701	OEM Bed Liner, 1 Gallon, Black
POR49704	OEM Bed Liner, 1 Quart, Black



Throttle Body Spacers

Developed to enhance mid-range power, torque, and fuel efficiency, the unique dyno-proven "Helix Bore" of the Poweraid® TBS causes a spinning action of the incoming air-charge as it passes through the throttle body. This extremely beneficial air-charge carries all the way into the combustion chamber, producing a super-atomized mixture, increasing mid-range power and overall efficiency. This is the key element to the horsepower success behind each Poweraid® TBS.



Year	Model	Description	Part No.
Cadillac			
2002-06	Escalade	5.3L, 6.0L	ARA200-512-1
2007-14	Escalade	6.0L, 6.2L	ARA200-617
Chevrolet			
2002-06	Avalanche	All V8	ARA200-512-1
2007-13	Avalanche	5.3L, 6.3L	ARA200-617
1996-04	S-10 Blazer	4.3L	ARA200-580
1999-02	Silverado	4.8L, 5.3L, 6.0L	ARA200-512-1
2003-06	Silverado	4.8L, 5.3L, 6.0L	ARA200-512-1
2007-13	Silverado 1500	4.3L V6, 4.8L, 5.3L, 6.0L, 6.2L V8	ARA200-617
2001-07	Silverado	8.1L	ARA200-512-1
2007-14	Suburban	5.3L, 6.0L	ARA200-617
2003-06	Suburban	5.3L, 6.0L	ARA200-512-1
2001-06	Suburban	8.1L	ARA200-512-1
2001-06	Suburban	All V8	ARA200-512-1
2007-15	Suburban, 2500	6.0L	ARA200-606
2015-18	Suburban	5.3L V8 F/I - All	ARA200-543
1999-06	Tahoe	4.8L, 5.3L	ARA200-512-1
2003-06	Tahoe	4.8L, 5.3L	ARA200-512-1
2007-14	Tahoe	4.8L, 5.3L, 6.0L, 6.2L	ARA200-617
2015-19	Tahoe	5.3L, V8 F/I - All	ARA200-543
2005-08	Trailblazer	5.3L	ARA200-606
2009	Trailblazer	6.0L V8	ARA200-617
Dodge			
1997-03	Durango	3.9L, 5.2L, 5.9L	ARA300-570
2009-19	Ram	5.7L, 6.4L	ARA300-631-1

Year	Model	Description	Part No.
Ford			
2005-14	Expedition	5.4L	ARA400-531
2004-10	F150	5.4L	ARA400-531
2011-18	F150	5.0L	ARA450-638
2011-14	F150	3.7L	ARA450-636
2005-10	Super Duty	5.4L	ARA400-531
GMC			
1996-04	S-15 Jimmy	4.3L	ARA200-580
1996-04	S-15 Jimmy	4.3L	ARA200-580
1996-04	S-15 Sonoma	4.3L	ARA200-580
1999-06	Sierra 1500	4.8L, 5.3L, 6.0L	ARA200-512-1
2003-06	Sierra 1500	4.8L, 5.3L	ARA200-512-1
2001-07	Sierra	8.1L HD	ARA200-512-1
2007	Sierra 1500	4.8L, 5.3L, 6.0L, 6.2L	ARA200-617
2007-15	Sierra 2500	6.0L V8	ARA200-606
2014-18	Sierra 1500	5.3L V8 F/I-All	ARA200-543
1999-06	Yukon	4.8L, 5.3L, 6.0L	ARA200-512-1
2003-06	Yukon	4.8L, 5.3L, 6.0L	ARA200-512-1
2007-13	Yukon, XL	4.8L, 5.3L, 6.0L	ARA200-617
2007-13	Yukon Denali, XL	6.2L	ARA200-617
2014-18	Yukon	5.3L V8 F/I-All	ARA200-543
Jeep			
2007-11	JK	3.8L	ARA310-616
2012-18	JK	3.6L	ARA300-637



Diesel Ultra-Duty Starters

Upgrade your existing starter's performance with Powermaster's Diesel Ultra-Duty Starters. These starters are able to turn over the most aggressive diesel engines in the harshest of environments with 250 lbs.ft. of torque, 3.8:1 of gear reduction, 2.7 Kw and 3.6 HP.



PWM9052

Part No.	Description
Chevy / GMC Diesel	
PWM9052	1982-2002 1500-3500, 6.2L, 6.5L
Ford Diesel	
PWM9051	1994-03 F250 - F350 7.3L Powerstroke
PWM9059	2003-07 F250-F350, 6.0L Powerstroke
PWM9060	2008-10 F250-F350, 6.4L Powerstroke
PWM9059	2004-08 E-350, 450 Super Duty, 6.0L Powerstroke
PWM9059	2010 E-350, 6.0L Powerstroke
PWM9060	2009 E-350, 6.0L Powerstroke
Dodge Ram	
PWM9058	2008-10 Sterling Bullet, 5.9L, 6.7L Cummins

Mastertorque Starter NEW!

The Powermax Mastertorque starter is an excellent choice for mild race or high performance street applications where heat soak is the main concern.



PWM9609

Part No.	Description
Chevy / GMC	
PWM9609	LS Truck 4.8/5.3/6.0/6.2L 168 Tooth
Ford	
PWM9632	Ford Modular Engine 4.6L/5.0L/5.4L/6.2L/6.8L

Powermax Original Look Starter NEW!

Powermaster Powermax original-look starters conform to the size and appearance of an OE starter but provide an upgrade performance output from modern technology. Recommended for engines with up to 10:1 compression ratios and deliver stronger, faster, more reliable starts.



PWM9183

Part No.	Description
Chevy / GMC	
PWM9201	GM LS Engine 4.8-6.2L 168 Tooth
Ford	
PWM9183	Ford Modular Engine 4.6L-6.8L

Powermax Plus Starter NEW! PWM9109

Powermaster's Powermax Plus Starters are designed for cranking power in engines with high compression. These Hitachi-style gear reduction starters feature a permanent magnet for high efficiency, easy indexing for simple installation, and a weight reduction over stock OEM starters.



Part No.	Description
Chevy / GMC	
PWM9109	GM LS Engine 4.8-6.2L 168 Tooth
Ford	
PWM9132	Ford Modular Engine 4.6-6.8L 168 Tooth

Alternators

Powermaster offers a wide selection of alternators. All Powermaster alternators are 100% new and made in the USA. Every unit is dyno tested and comes with a proof-of-performance tag for that particular unit.

PWM48237



Part No.	Description	Finish
Chevy / GMC		
PWM48237	1996-2005 (All 4 Pin Reg.) 220/150 AMP	Natural
PWM8206	All CS 130 D 120/95 AMP	Natural
PWM48206	All CS 130 D 165/100 AMP	Natural
Ford		
PWM48315	2004-08 4.6L, 5.4L 200/130 AMP	Natural
PWM47795	2002-04 6.8L 200/130 AMP	Natural
Mopar		
PWM41576	2011-15 5.7L, 6.4L 245/180 AMP	Natural

Proforged chassis parts are designed for both trucks and SUVs. Advanced CAD designs combine with high-quality chrome moly steel construction to produce strong, precise components. The parts coverage is extensive, please call for additional applications.



Ball Joints

Ball joints utilize forged SAE4140 steel for the ball stud and forged SAE1045 for the housings, a combination that yields incredible strength and toughness. Proforged ball joints are available for nearly every year, make, and model vehicle found on the road today.

Part No.	Moog #	Location	Description
PFG101-10003	K3134T	Front Upper	Dodge Ram 1500 (1994-2001), Dodge Ram 2500 (1994-1999), Jeep Cherokee (1984-2001), Jeep Comanche (1986-1992), Jeep Grand Cherokee (1993-2004), Jeep Grand Wagoneer (1993), Jeep TJ (1997-2006), Jeep Wagoneer (1984-1990), Jeep Wrangler (1987-1995,1997-2010)
PFG101-10053	K6292	Front Upper	Cadillac Escalade (1999-2000), Chevrolet Astro (1990-2005), Chevrolet Blazer (1992-1994), Chevrolet C1500 (1988-1999), Chevrolet C1500 Suburban (1992-1999), Chevrolet C2500 (1988-2000), Chevrolet Express 1500 (1996-2002), Chevrolet Express 2500 (1996-2002), Chevrolet K1500 (1988-1999), Chevrolet K1500 Suburban (1992-1999), Chevrolet K2500 (1988-1996), Chevrolet Tahoe (1995-2000), GMC C1500 (1988-1999), GMC C1500 Suburban (1992-1999), GMC C2500 (1988-2000), GMC K1500 (1988-1999), GMC K1500 Suburban (1992-1999), GMC K2500 (1988-1996), GMC Safari (1990-2005), GMC Savana 1500 (1996-2002), GMC Savana 2500 (1996-2002), GMC Yukon (1992-1999)
PFG101-10073	K6541	Front Lower	Cadillac Escalade (2002-2006), Chevrolet Avalanche 1500 (2002-2006), Chevrolet Express 1500 (2003-2011), Chevrolet Express 2500 (2003-2005), Chevrolet Silverado 1500 (1999-2006), Chevrolet Suburban 1500 (2000-2006), Chevrolet Tahoe (2000-2006), GMC Savana 1500 (2003-2011), GMC Savana 2500 (2003-2005), GMC Sierra 1500 (1999-2006), GMC Yukon (2000-2006), GMC Yukon XL 1500 (2000-2006)
PFG101-10122	K7450	Rear Upper	Jeep Grand Cherokee (1999-2004)
PFG101-10123	K7460	Front Upper	Dodge Ram 1500 (2006-2008), Dodge Ram 2500 (2003-2010), Dodge Ram 3500 (2003-2010), Ram 2500 (2011-2012), Ram 3500 (2011-2012)
PFG101-10124	K7465	Front Lower	Dodge Ram 1500 (2006-2008), Dodge Ram 2500 (2003-2010), Dodge Ram 3500 (2003-2010), Ram 1500 (2012), Ram 2500 (2011-2012), Ram 3500 (2011-2012)
PFG101-10133	K80012	Front Upper	Ford Explorer (1995-2001), Ford Explorer Sport Trac (2001-2004), Ford Ranger (1998-2011), Mazda B2500 (1999,2001), Mazda B3000 (1998-2007), Mazda B4000 (1998-2009), Mercury Mountaineer (1997-2001)
PFG101-10135	K80026	Front Upper	Dodge Ram 2500 (1994-1999), Dodge Ram 3500 (1994-1999), Ford Bronco (1980-1996), Ford Excursion (2000-2005), Ford F-150 (1980-1996), Ford F-250 (1980-1997), Ford F-250 Super Duty (1999-2012), Ford F-350 (1980-1985,1992-1997), Ford F-350 Super Duty (1999-2012), Ford F-450 Super Duty (1999-2004), Ford F-550 Super Duty (1999-2004)
PFG101-10181	K8607T	Front Lower	Dodge Ram 2500 (1994-1999), Dodge Ram 3500 (1994-1999), Ford Excursion (2000-2005), Ford F-250 Super Duty (1999-2012), Ford F-350 (1992-1997), Ford F-350 Super Duty (1999-2012), Ford F-450 Super Duty (1999-2004), Ford F-550 Super Duty (1999-2004)
PFG101-10196	K8695T	Front Lower	Ford Expedition (1997-2002), Ford Explorer (1995-2005), Ford Explorer Sport Trac (2001-2005), Ford F-150 (1997-2003), Ford F-150 Heritage (2004), Ford F-250 (1997-1999), Ford Ranger (1998-2001), Lincoln Blackwood (2002), Lincoln Navigator (1998-2002), Mazda B2500 (1999, 2001), Mazda B3000 (1998-2001), Mazda B4000 (1998-2001), Mercury Mountaineer (1997-2005)

Idler Arms

Idler Arms are built to strict tolerances using the latest innovations in steering technology, ensuring crisp, predictable handling while increasing longevity and durability.



Part No.	Moog Part No.	Location	Description
PFG102-10026	K6447	Front Idler Arm	Cadillac Escalade (1999-2000), Chevrolet Blazer (1993-1994), Chevrolet C1500 (1993-1999), Chevrolet C1500 Suburban (1993-1999), Chevrolet C2500 (1993-2000), Chevrolet C2500 Suburban (1993-1999), Chevrolet C3500 (1993-2000), Chevrolet K1500 (1993-1999), Chevrolet K1500 Suburban (1993-1999), Chevrolet K2500 (1993-2000), Chevrolet K2500 Suburban (1993-1999), Chevrolet K3500 (1993-2000), Chevrolet Tahoe (1995-2000), GMC C1500 (1993-1999), GMC C1500 Suburban (1993-1999), GMC C2500 (1993-2000), GMC C2500 Suburban (1993-1999), GMC C3500 (1993-2000), GMC K1500 (1993-1999), GMC K1500 Suburban (1993-1999), GMC K2500 (1993-2000), GMC K2500 Suburban (1993-1999), GMC K3500 (1993-2000), GMC Yukon (1992-1999)
PFG102-10029	K6722	Front Idler Arm Bracket Assembly	Cadillac Escalade (1999-2000), Chevrolet Blazer (1993-1998), Chevrolet C1500 (1993-1999), Chevrolet C1500 Suburban (1993-1999), Chevrolet C2500 (1993-2000), Chevrolet C2500 Suburban (1993-1999), Chevrolet C3500 (1993-2000), Chevrolet K1500 (1993-1999), Chevrolet K1500 Suburban (1993-1999), Chevrolet K2500 (1993-2000), Chevrolet K2500 Suburban (1993-1999), Chevrolet K3500 (1993-2000), Chevrolet Tahoe (1995-2000), GMC C1500 (1993-1999), GMC C1500 Suburban (1993-1999), GMC C2500 (1993-2000), GMC C2500 Suburban (1993-1999), GMC C3500 (1993-2000), GMC K1500 (1993-1999), GMC K1500 Suburban (1993-1999), GMC K2500 (1993-2000), GMC K2500 Suburban (1993-1999), GMC K3500 (1993-2000), GMC Yukon (1993-1999)
PFG102-10031	K6534	Front Idler Arm	Cadillac Escalade (2002-2006), Chevrolet Avalanche 1500 (2002-2006), Chevrolet Express 2500 (2003-2011), Chevrolet Express 3500 (2003-2011), Chevrolet Express 4500 (2009-2011), Chevrolet Silverado 1500 (1999-2006), Chevrolet Suburban 1500 (2000-2006), Chevrolet Tahoe (2000-2006), GMC Savana 2500 (2003-2011), GMC Savana 3500 (2003-2011), GMC Savana 4500 (2009-2011), GMC Sierra 1500 (1999-2006), GMC Yukon (2000-2006), GMC Yukon XL 1500 (2000-2006)
PFG102-10033	K6723	Front Idler Arm Bracket Assembly	Cadillac Escalade (2002-2006), Chevrolet Avalanche 1500 (2002-2006), Chevrolet Avalanche 2500 (2002-2006), Chevrolet Express 2500 (2003-2011), Chevrolet Express 3500 (2003-2011), Chevrolet Express 4500 (2009-2011), Chevrolet Silverado 1500 (1999-2006), Chevrolet Silverado 1500 HD (2001-2003,2005-2006), Chevrolet Silverado 2500 (1999-2004), Chevrolet Silverado 2500 HD (2001-2010), Chevrolet Silverado 3500 (2001-2007), Chevrolet Silverado 3500 HD (2007-2010), Chevrolet Suburban 1500 (2000-2006), Chevrolet Suburban 2500 (2000-2011), Chevrolet Tahoe (2000-2006), GMC Savana 2500 (2003-2011), GMC Savana 3500 (2003-2011), GMC Savana 4500 (2009-2011), GMC Sierra 1500 (1999-2006), GMC Sierra 1500 HD (2001-2003,2005-2006), GMC Sierra 2500 (1999-2004), GMC Sierra 2500 HD (2001-2010), GMC Sierra 3500 (2001-2006), GMC Sierra 3500 HD (2007-2010), GMC Yukon (2000-2006), GMC Yukon XL 1500 (2000-2006), GMC Yukon XL 2500 (2000-2011), Hummer H2 (2003-2009)

Pitman Arms

Proforged Pitman Arms are built to strict tolerances using the latest innovations in steering technology, ensuring crisp, predictable handling while increasing longevity and durability.



Part No.	Moog Part No.	Location	Description
PFG103-10014	K6654	Front Pitman Arm	Cadillac Escalade (2002-2006), Chevrolet Avalanche 2500 (2002-2006), Chevrolet Express 2500 (2003-2011), Chevrolet Express 3500 (2003-2011), Chevrolet Express 4500 (2009-2011), Chevrolet Silverado 1500 (2001-2006), Chevrolet Silverado 1500 HD (2001-2003, 2005-2006), Chevrolet Silverado 2500 (2001-2004), Chevrolet Silverado 2500 HD (2001-2010), Chevrolet Silverado 3500 (2001-2007), Chevrolet Silverado 3500 HD (2007-2010), Chevrolet Suburban 2500 (2001-2011), GMC Savana 2500 (2003-2011), GMC Savana 3500 (2003-2011), GMC Savana 4500 (2009-2011), GMC Sierra 1500 (1999-2006), GMC Sierra 1500 HD (2001-2003, 2005-2006), GMC Sierra 2500 (2001-2004), GMC Sierra 2500 HD (2001-2010), GMC Sierra 3500 (2001-2006), GMC Sierra 3500 HD (2007-2010), GMC Yukon XL 2500 (2001-2011), Hummer H2 (2003-2009)

Tie Rod Ends

Designed to withstand the rigors of performance truck applications, Proforged replacement Tie Rod Ends feature an improved design and are available for nearly every year, make, and model vehicle found on the road today.



Part No.	Moog Part No.	Location	Description
PFG104-10031	ES2078LT	Front Outer Tie Rod End	Dodge Ram 1500 (1994-1999), Dodge Ram 2500 (1994-1999), Dodge Ram 3500 (1994-1999)
PFG104-10097	ES2836RL	Front Outer Tie Rod End	Cadillac Escalade (1999-2000), Chevrolet Blazer (1992-1994), Chevrolet C1500 (1988-1999), Chevrolet C1500 Suburban (1992-1999), Chevrolet C2500 (1988-2000), Chevrolet C2500 Suburban (1992-1999), Chevrolet C3500 (1988-2000), Chevrolet Express 1500 (1996-2002), Chevrolet Express 2500 (1996-2002), Chevrolet Express 3500 (1996-2002), Chevrolet K1500 (1988-1999), Chevrolet K1500 Suburban (1992-1999), Chevrolet K2500 (1988-2000), Chevrolet K2500 Suburban (1992-1999), Chevrolet K3500 (1988-2000), Chevrolet Tahoe (1995-2000), GMC C1500 (1988-1999), GMC C1500 Suburban (1992-1999), GMC C2500 (1988-2000), GMC C2500 Suburban (1992-1999), GMC C3500 (1988-2000), GMC K1500 (1988-1999), GMC K1500 Suburban (1992-1999), GMC K2500 (1988-2000), GMC K2500 Suburban (1992-1999), GMC K3500 (1988-2000), GMC Savana 1500 (1996-2002), GMC Savana 2500 (1996-2002), GMC Savana 3500 (1996-2002), GMC Yukon (1992-1999)
PFG104-10099	ES2838RL	Front Inner Tie Rod End	Cadillac Escalade (1999-2000), Chevrolet Astro (1990-2005), Chevrolet Blazer (1992-1994), Chevrolet K1500 (1988-1999), Chevrolet K1500 Suburban (1992-1999), Chevrolet K2500 (1988-2000), Chevrolet K2500 Suburban (1992-1999), Chevrolet K3500 (1988-2000), Chevrolet Tahoe (1995-2000), GMC K1500 (1988-1999), GMC K1500 Suburban (1992-1999), GMC K2500 (1988-2000), GMC K2500 Suburban (1992-1999), GMC K3500 (1988-2000), GMC Safari (1990-2005), GMC Yukon (1992-1999)
PFG104-10145	ES3171RLT	Front Inner Tie Rod End	Dodge Ram 1500 (1994-1999), Dodge Ram 2500 (1994-1999), Dodge Ram 3500 (1994-1999)
PFG104-10227	ES3427T	Front Left Inner Tie Rod End	Ford Excursion (2000-2005), Ford F-250 Super Duty (1999-2004), Ford F-350 Super Duty (1999-2004), Ford F-450 Super Duty (1999-2002), Ford F-550 Super Duty (1999-2002)
PFG104-10249	ES3488	Front Inner Tie Rod End	Cadillac Escalade (2002-2006), Chevrolet Avalanche 1500 (2002-2006), Chevrolet Avalanche 2500 (2002-2006), Chevrolet Silverado 1500 (1999-2006), Chevrolet Silverado 1500 HD (2001-2003, 2005-2006), Chevrolet Silverado 2500 (1999-2004), Chevrolet Silverado 2500 HD (2001-2010), Chevrolet Silverado 3500 (2001-2007), Chevrolet Silverado 3500 HD (2007-2010), Chevrolet Suburban 1500 (2000-2006), Chevrolet Suburban 2500 (2000-2011), Chevrolet Tahoe (2000-2006), GMC Sierra 1500 (1999-2006), GMC Sierra 1500 HD (2001-2003, 2005-2006), GMC Sierra 2500 (1999-2004), GMC Sierra 2500 HD (2001-2010), GMC Sierra 3500 (2001-2006), GMC Sierra 3500 HD (2007-2010), GMC Yukon (2000-2006), GMC Yukon XL 1500 (2000-2006), GMC Yukon XL 2500 (2000-2011), Hummer H2 (2003-2007)
PFG104-10255	ES3493T	Front Outer Tie Rod End	Cadillac Escalade (2002-2006), Chevrolet Avalanche 1500 (2002-2006), Chevrolet Silverado 1500 (1999-2006), Chevrolet Silverado 2500 (1999-2000), Chevrolet Suburban 1500 (2000-2006), Chevrolet Suburban 2500 (2000), Chevrolet Tahoe (2000-2006), GMC Sierra 1500 (1999-2006), GMC Sierra 2500 (1999-2000), GMC Yukon (2000-2006), GMC Yukon XL 1500 (2000-2006), GMC Yukon XL 2500 (2000)
PFG104-10280	ES3546	Front Left Outer Tie Rod End	Toyota Tacoma (1995-2004)
PFG104-10555	EV800084	Front Inner Tie Rod End	Cadillac Escalade (2007-2011), Chevrolet Avalanche (2007-2011), Chevrolet Silverado 1500 (2007-2011), Chevrolet Suburban 1500 (2007-2011), Chevrolet Tahoe (2007-2011), GMC Sierra 1500 (2007-2011), GMC Yukon (2007-2011), GMC Yukon XL 1500 (2007-2011)
PFG104-10601	ES80895	Front Outer Tie Rod End	Toyota Tacoma (2005-2012)
PFG104-10740	EV800482	Front Inner Tie Rod End	Toyota FJ Cruiser (2007-2009)
PFG105-10004	ES2004S	Left Tie Rod End Adjusting Sleeve	Jeep CJ5 (1972-1983), Jeep CJ6 (1972-1975), Jeep CJ7 (1976-1986), Jeep J-100 (1968-1971), Jeep Scrambler (1981-1985), Jeep Wagoneer (1965-1967, 1972-1973)
PFG105-10005	ES2012S	Front Tie Rod End Adjusting Sleeve	Dodge Ram 1500 (1994-2001, 2006-2008), Dodge Ram 2500 (1994-2008), Dodge Ram 3500 (1994-1997, 2000-2008), Ford E-150 (2007-2013), Ford E-250 (2008-2013), Ford E-300 Econoline (1969-1974), Ford E-350 Super Duty (2008-2013), Ford E-450 Super Duty (2008-2012), Ford F-100 (1975)

Track Bars

Track Bars are great stock replacements for your worn-out factory originals. Proforged rigorously checks for material hardness, pullout strength, roundness, and fit tolerances in each of their track bars to provide increased longevity and durability, even in the most demanding conditions.



Part No.	Moog Part No.	Location	Description
PFG106-10030	DS1235	Front Track Bar	Jeep Cherokee (1991-2001), Jeep Comanche (1991-1992), Jeep Grand Cherokee (1993-1998), Jeep Grand Wagoneer (1993), Jeep TJ (1997-2006), Jeep Wrangler (1997-2006)
PFG106-10044	DS1413	Front Track Bar	Dodge Ram 1500 (1994-2002), Dodge Ram 2500 (1994-2002), Dodge Ram 3500 (1994-2002)

Sway Bar End Links

Proforged manufactures a full line of replacement Sway Bar End Links for nearly every application. Built to OE specifications from high-quality materials, these durable, great-looking items are the perfect finishing touch to any suspension rebuild.



Part No.	Moog Part No.	Location	Description
PFG113-10006	K3197	Front Sway Bar End Link	Jeep TJ (1997-2006), Jeep Wrangler (1997-2006)
PFG113-10007	K3201	Front Sway Bar End Link	Jeep Grand Cherokee (1999-2004)
PFG113-10031	K7275	Front Sway Bar End Link	Dodge Ram 1500 (1994-2001), Dodge Ram 2500 (1994-2002), Dodge Ram 3500 (1994-2002), Ford Explorer (1995-2010), Ford Explorer Sport Trac (2001-2005, 2007-2010), Ford Ranger (1998-2011), Mazda B2300 (2001-2010), Mazda B2500 (1998-2001), Mazda B3000 (1998-2008), Mazda B4000 (1998-2010), Mercury Mountaineer (1997-2010)
PFG113-10040	K7371	Rear Sway Bar End Link	Dodge Durango (1998-2003), Dodge Ram 2500 (1995-2002), Dodge Ram 3500 (1995-2002)
PFG113-10048	K80033	Rear Sway Bar End Link	Ford Explorer (2002-2005), Lincoln Aviator (2003-2005), Mercury Mountaineer (2002-2005)
PFG113-10056	K80244	Rear Sway Bar End Link	Dodge Dakota (1997-2004), Jeep TJ (1997-2006), Jeep Wrangler (1997-2006)
PFG113-10079	K8772	Front Sway Bar End Link	Ford Expedition (1997-2002), Ford F-150 (1997-2003), Ford F-150 Heritage (2004), Ford F-250 (1997-1999), Lincoln Blackwood (2002), Lincoln Navigator (1998-2002)
PFG113-10085	K80631	Front Sway Bar End Link	Cadillac Escalade (1999-2000, 2002-2006), Chevrolet Astro (1990-2005), Chevrolet Avalanche 1500 (2002-2006), Chevrolet Avalanche 2500 (2002-2006), Chevrolet Blazer (1992-1994), Chevrolet K1500 (1988-1999), Chevrolet K1500 Suburban (1992-1999), Chevrolet K2500 (1988-2000), Chevrolet K2500 Suburban (1992-1999), Chevrolet K3500 (1988-2000), Chevrolet Silverado 1500 (1999-2006), Chevrolet Silverado 1500 HD (2001-2003, 2005-2006), Chevrolet Silverado 2500 (1999-2004), Chevrolet Silverado 2500 HD (2001-2011), Chevrolet Silverado 3500 (2003-2007), Chevrolet Silverado 3500 HD (2007-2011), Chevrolet Suburban 1500 (2000-2006), Chevrolet Suburban 2500 (2000-2011), Chevrolet Tahoe (1995-2006), GMC K1500 (1988-1999), GMC K1500 Suburban (1992-1999), GMC K2500 (1988-2000), GMC K2500 Suburban (1992-1999), GMC K3500 (1988-2000), GMC Safari (1990-2005), GMC Sierra 1500 (1999-2006), GMC Sierra 1500 HD (2001-2003, 2005-2006), GMC Sierra 2500 (1999-2004), GMC Sierra 2500 HD (2001-2011), GMC Sierra 3500 (2001-2006), GMC Sierra 3500 HD (2007-2011), GMC Yukon (1992-2006), GMC Yukon XL 1500 (2000-2006), GMC Yukon XL 2500 (2000-2011), Hummer H2 (2003-2009)
PFG113-10149	K6700	Rear Sway Bar End Link	Cadillac Escalade (2002-2012), Chevrolet Avalanche (2007-2012), Chevrolet Avalanche 1500 (2002-2006), Chevrolet Suburban 1500 (2000-2012), Chevrolet Suburban 2500 (2000-2001), Chevrolet Tahoe (2000-2012), GMC Yukon (2000-2012), GMC Yukon XL 1500 (2000-2012), GMC Yukon XL 2500 (2000-2001), Hummer H2 (2003-2009), Jeep Wrangler (2007-2012)
PFG113-10165	K80296	Front Sway Bar End Link	Ford Escape (2005-2012), Mazda Tribute (2005-2006, 2008-2011), Mercury Mariner (2005-2011), Mitsubishi Eclipse (2006-2011), Mitsubishi Endeavor (2004-2008, 2010-2011), Mitsubishi Galant (2004-2012), Toyota RAV4 (2001-2005)
PFG113-10179	K80596	Front Sway Bar End Link	Toyota Tacoma (1995-2003)
PFG113-10186	K80885	Front Sway Bar End Link	Dodge Ram 2500 (2003-2005), Dodge Ram 3500 (2003-2005)
PFG113-10218	K7422	Front Sway Bar End Link	Dodge Ram 1500 (2002-2005)
PFG113-10267	K80279	Front Sway Bar End Link	Ford F-150 (2004-2005)
PFG113-10272	K80337	Front Sway Bar End Link	Ford F-150 (2005-2008), Lincoln Mark LT (2006-2008)
PFG113-10315	K80894	Front Sway Bar End Link	Dodge Ram 1500 (2006-2010), Ram 1500 (2011-2012)
PFG113-10394	K80273	Front Right Sway Bar End Link	Ford Excursion (2000-2005), Ford F-250 Super Duty (2000-2004), Ford F-350 Super Duty (2000-2004), Ford F-450 Super Duty (2000-2004), Ford F-550 Super Duty (2000-2004)
PFG113-10487	K750159	Front Sway Bar End Link	Ford Edge (2007-2012), Lincoln MKX (2007-2012)



LS Slant Edge Covers



These new valve covers are taller than stock valve covers and can accommodate a wide variety of large valve train applications. Fits GM LS engines only.

Part No.	Description
PFM141-261	Chevy Orange, Raised Emblem
PFM141-262	Black Crinkle, Raised Emblem
PFM141-263	Cast Gray, Raised Emblem
PFM141-264	Polished, Recessed Red/Black Emblem
PFM141-265	Chromed, Recessed Red/Black Emblem
PFM141-266	Polished, No Emblem
PFM141-257	Chevy Orange, Raised LSX Emblem

Integrated Coil Brackets

What to do with those pesky coils in such a confined space. A unique rail mounting system attaches to the threaded holes on the valve cover, and the individual coils attach to the rail so they can be mounted in multiple positions. All necessary hardware included.



Part No.	Description
PFM69520	Coil Bracket For LS 1 Style Coils
PFM69521	Coil Bracket For LS 3 And 7 Style Coils

Coil Relocation Extension Cords

If you're thinking of relocating your LS ignition coils somewhere out of sight, then you'll need at least one of these extension cords because you'll have to relocate the wiring harness also. Includes authentic Delphi connectors and is built and tested to withstand life in the engine compartment. Sold as individual cords.



Part No.	Description
PFM69526	46" Extension Cord

Adjustable Billet Timing Tab With Built-in LED Timing Light

Has a built-in, self-powered LED timing light, eliminating a separate timing light or car battery hookup. Permanently mounted, the hands-free design allows one person to set timing!



Part No.	Description
Chevy	
PFM67275C	Small Block, 7"
PFM67279C	Big Block, 7"

Wedge-Locking Header Bolts

Put an end to loose header bolts, once and for all. Wedge-Locking header bolts incorporate specialized, super-hardened washers with external teeth that grip and secure the bottom of the bolt head to the surface of the header. Fasteners require no special locks; simply torque to 28+ ft-lbs.. Fasteners may be removed in the normal manner with a wrench, lubricated, and reused.



Part No.	Description
PFM66751	Wedge-Locking Header Bolts, 3/4"L. X 3/8", 12 Pcs.
PFM66752	Wedge-Locking Header Bolts, 3/4"L. X 3/8", 16 Pcs.
PFM66753	Wedge-Locking Header Bolts, 1"L. X 3/8", 12 Pcs.
PFM66754	LS Engines, Nickel Plated .984 Long x 8mm Thread, 12 Pcs.
PFM66756	Universal Application, Black Oxide 1" Long x 3/8" Thread, 16 Pcs.

Socket Assist

PFM67575

Use Socket Assist and an open end or box wrench, or 12-point socket to turn fasteners in areas with no clearance for a ratchet. Includes set of three (1/4" x 1/4", 1/4" x 3/8", and 3/8" x 3/8").



No-Mess Funnel


PFM68068

The funnel's patented "ball-n-hook" design stops flow and keeps excess fluid inside the funnel.

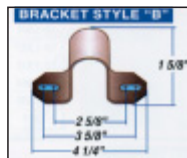


Universal Sway Bar Bushings

Universal black sway bar bushing sets deliver superior handling. Sold in pairs with matching heavy-duty brackets. Black only.



Part No.	Description
Bracket Style "B"	
PTN19-1136BL	1-1/8" Sway Bar Dia.
PTN19-1137BL	1-1/4" Sway Bar Dia.



End Link Bushing Kits

Bushing kits include 8 bushings and washers, two each of end link spacers, bolts, and nuts. Black only.


Part No.	Description
PTN19-405BL	3-1/4" Long Kit
PTN19-406BL	3-1/2" Long Kit
PTN19-408BL	4-1/4" Long Kit
PTN19-409BL	4-1/2" Long Kit



Note: To determine the proper length end link kit required, make sure that the sway bar ends are parallel to the control arms prior to measuring. Then measure the distance from the sway bar to the control arm.

Chevrolet Engine Mounts


Durable urethane engine mounts for early Chevy engines limit unwanted movement and control torque for a quicker and better handling vehicle. Prothane mounts are strong and tough, but without the vibration of solid steel mounts. Sold in pairs.



Description	Black	Red
"Short and Wide" Engine Mount	PTN7-504BL	PTN7-504
Small Clam Shell Engine Mount Insert	PTN7-506BL	—

GM Transmission Mount

Prothane's universal GM transmission mount controls drivetrain twist and fits most rear-wheel-drive, V8-powered vehicles.




Black	Red
PTN7-1604BL	PTN7-1604

End Link Bushings Only

PTN19-426BL

Use end link bushings where replacement of original hardware isn't necessary. Bushings are available in black only. 3/4" x 1-1/4" OD Pack of 4.





Model	Year	Axle Pivot	Body Mounts	"C" Bushings	C-Arm Front	C-Arm Rear	Spring Pads	Spring/Shackle Front	Spring/Shackle Rear	Strut Arm/Rod	Sway Bar Bushings	Sway Bar End Links	Tie Rod Boots	Torque Arm	Track Arm Front	Track Arm Rear	Trans. Mount
Chevrolet																	
Full Size 2WD, 1500 (All Cabs)	1999-06		X		X			X		X	X						
Full Size 2WD, 2500HD (All Cabs)	2001-06		X		X			X									
Full Size 4WD, 2500HD (All Cabs)	2001-06		X		X			X									
Full Size 2WD	1988-98		X					X		X	X	X					X
Full Size 4WD (Std. & Xtra Cab)	1988-98		X					X									
S10 Pickup 2WD Std. Cab	1982-04		X		X			X									
S10 Pickup 2WD Xtra Cab	1982-04		X		X			X					X				
S10 Pickup 4WD Std. Cab	1983-04		X	X		X			X					X	X	X	
Tahoe/Yukon 2WD	1996-99	X	X	X					X					X	X	X	X
Dodge																	
Dakota 2WD	1987-96		X	X					X					X	X		
Ram 2WD	1994-01		X	X					X					X	X		
Ram 4WD	1994-01		X	X					X					X	X		
Ford																	
Full Size 2WD F150 (All Cabs)	1997-03		X		X			X		X	X						
Full Size 4WD F150/F250LD (All Cabs)	1997-03		X		X			X		X	X						
Full Size 2WD F150	1987-96	X	X					X	X				X				
Full Size 4WD F250	1980-98	X	X				X	X					X				
Ranger 2WD Std. & Xtra Cab	1983-97	X	X					X	X				X				
Ranger 4WD Std. & Xtra Cab	1983-97	X	X					X	X				X				
Jeep/Grand Cherokee/Cherokee/Wrangler																	
CJ5/CJ7 (with Trans. Mount)	1974-75		X					X	X				X				X
CJ5/CJ7 (with Trans Mount Order #1-2007)	1976-79		X					X	X		X	X	X	X			
CJ5/CJ7 (with Trans Mount Order #1-2008)	1980-86		X					X	X		X	X	X	X			
Jeep CJ8 Scrambler (with Trans. Mount)	1981-86		X					X	X		X	X	X				X
Cherokee	1984-01				X				X				X		X		
Grand Cherokee	1993-98				X	X				X	X		X		X	X	
Wrangler YJ (with Trans Mount Order #1-2009)	1987-96		X					X	X				X		X	X	
Wrangler TJ	1997-06		X		X	X	X				X				X	X	

Diesel Truck Stacks

Finish off your new diesel truck stack kit with a Pypes polished stainless steel or black powder coated stack pipe. Sold individually.


Part No.	Description
Angled Top Stack	
PYPEVT508-36	Polished Stainless Steel Stack, 5" Inlet, 8" Diameter, 36" Long, Each
PYPEVT510-36	Polished Stainless Steel Stack, 5" Inlet, 10" Diameter, 36" Long, Each
Miter Top Stack	
PYPEVT506-36AC	Miter Top Polished Stainless, 5" Inlet, 6" Diameter, 36" Long, Each



Diesel Truck Stack Kits

This stack kit features a Y-pipe designed to allow a single diesel exhaust to exit from two vertical stacks behind the cab. Choose a set of Pypes diesel stack tips to complete the exhaust system.

Part No.	Description
PYPSTD005	5" Dual Diesel Truck Stack Kit
PYPSTD006	5" Single Diesel Truck Stack Kit



Ball Socket Connection PYPPVA16

This 409 stainless steel 3" ball socket connector kit contains male and female flared tubing and a matching clamp to make an OEM-grade connection that's easy to separate. The gasket-free design allows for significant deflection without leaking, making it an excellent solution for butting two pipes together when a degree of flex is needed.



Diesel Truck Monster Tips

Pypes Monster Tips are available in polished stainless or black powder coated stainless in a wide variety of lengths and sizes.



Part No.	Inlet	Outlet	Length	Description
PYPEVT405	4"	5"	12"	Polished Stainless, Bolt On
PYPEVT405B	4"	5"	12"	Black Powder Coated, Bolt On
PYPEVT406	4"	6"	12"	Polished Stainless, Bolt On
PYPEVT406-18	4"	6"	18"	Polished Stainless, Bolt On
PYPEVT406B	4"	6"	12"	Black Powder Coated, Bolt On
PYPEVT407	4"	7"	18"	Polished Stainless, Weld On
PYPEVT506	5"	12"	12"	Polished Stainless, Bolt On
PYPEVT506-18	5"	6"	18"	Polished Stainless, Bolt On
PYPEVT506B	5"	6"	12"	Black Powder Coated, Bolt On
PYPEVT507	5"	7"	18"	Polished Stainless, Weld On
PYPEVT507B	5"	7"	18"	Black Powder Coated, Weld On
PYPEVT508	5"	8"	18"	Polished Stainless, Weld On
PYPEVT510	5"	10"	18"	Polished Stainless, Weld On
PYPEVT510B	5"	10"	18"	Black Powder Coated, Weld On

Performance Exhaust Kits

Systems use 16-gauge, mandrel-bent pipes for maximum exhaust gas flow and feature stainless steel mufflers and tailpipes to resist corrosion. Mufflers are precisely matched for ultimate sound and performance. Pypes systems include mufflers, factory fit tailpipes, cad plated clamps, and hangers. Race Pro has a mild sound at idle but an aggressive sound at acceleration while the Violator has a unique and aggressive sound as the result of an oversized 3" internal louvered tube with sound reflectors.

Part No.	Description
Ford	
PYPSFT22V	2011-19 Ford F150 2.7L/3.5L Cat-Back Single Side Exit w/Violator Muffler
GM	
PYPSGT29V	2010-18 GM 1500 Series 5.3L Cat-Back System Split Dual Rear Exhaust w/Violator Muffler
Dodge	
PYPSDT21V	2009-18 Ram Hemi 5.7L Violator Muffler Kit
Jeep	
PYPSJJ20S	2018-19 Jeep JL3.6L Axle-Back Street Pro Muffler Black
PYPSJJ25R	2018-19 Jeep JL3.6L Cat-Back High Ground Clearance Exhaust System Race Pro Mufflers
PYPSJJ25S	2018-19 Jeep JL3.6L Cat-Back High Ground Clearance Exhaust System Street Pro Mufflers



RACE RAMPS

Lightweight and durable, Race Ramps take the place of boards or heavy steel ramps when loading low-slung vehicles into trailers. Race Ramps will not slide across the garage floor or dig into asphalt.

Trailer Ramps

Lightweight and durable, specially designed Trailer Ramps allow loading low-slung vehicles race cars into trailers without damaging noses, oil pans, headers, etc. Just place the trailer door on the recess at the leading edge of the ramps to decrease the angle of approach by as much as 4° and load car. Sold in pairs.



Part No.	Description
RMPRR-TR-4	46" L x 4" H x 14" W, 5.5° Incline
RMPRR-TR-5	67" L x 5" H x 14" W, 4° Incline
RMPRR-TR-6	45" L x 6" H x 14" W, 7.8° Incline
RMPRR-TR-7	74" L x 7" H x 14" W, 5.2° Incline
RMPRR-TR-7-FLP	74" L x 6.25" H x 14" W, 5.6° Incline
RMPRR-TR-8	54.75" L x 8" H x 16" W, 8.4° Incline

Trak-Jax

Trak-Jax get low-slung vehicles high enough to fit a standard floor jack under the vehicle. They weigh just 5 lbs. each. Sold in pairs, Trak-Jax are 30.1" long x 3" high x 12" wide.



Part No.	Description
RMPRR-TJ	Trak-Jax
RMPRR-TJ-S	Trak-Jax, With 1.5" Stop

Trailer-Mates

Eases tie down of low ground clearance vehicle to trailer by adding 3" of ground clearance. Typically used to allow vehicle door to clear trailer wheel wells. Sold in pairs, Trailer-Mates have a 10.79° incline. 36" L x 3" H x 14" W



56" Race Ramps

Ramps can raise low ground clearance vehicles with tires up to 10" wide up to a full 8". Ramps hold up to 3,000 lbs. per set and have a 10.75° incline. 56"L x 8"H x 12"W. Two-piece ramp sets allow front side of ramps to be removed, allowing easier under-vehicle access. Sold in pairs.



Part No.	Description
RMPRR-56	1-Piece Set
RMPRR-56-2	2-Piece Set

40" Sport Ramps

Sport Ramps are for trucks that don't have 12" wide tires or low front ends, but still can benefit from other Race Ramp features. Ramps have 16° incline, accommodate up to 8" wide tires and raise vehicle up to 7", while holding 3,000 lbs per set. 40" L x 7"H x 10"W. Sold in pairs.



Xtenders

Attaches to 56" or 67" Race Ramps, giving an approach angle of only 6.8° for low ground clearance vehicles. Sold in pairs



Part No.	Description
RMPRR-EX-12	56", 45"L x 12" W
RMPRR-EX-14	67", 45"L x 14" W

Wheel Cribs

Wheel Cribs are a safe, lightweight alternative to jack stands. Each Crib supports 1,500 lbs. and accommodate 12" wide tires. Available in 8", 10", or 12" high versions. Cribs allow vehicle to be level for oil changes or while displaying. Sold in pairs



Part No.	Description
RMPRR-WC-8	15"L x 8"H x 12 W
RMPRR-WC-10	15" L x 10" H x 12" W
RMPRR-WC-12	15.75" L x 12" H x 12" W



24" Trailer Step RMPRR-TR-SP-24

Can be used as a free-standing step with non-slip coating on all sides. Includes strap for easy carrying and also fits in the step well of the trailer. 24"L x 11"H x 16"W. Sold individually.



Show Rocks RMPRR-ROCK-6-FS

This 6" high x 31" long x 28" wide fieldstone gray textured imitation rock is extremely lightweight, weighing only 25 lbs., yet able to support 2500 lbs. The Show Rock is strong, durable and will not scratch or damage any floor surface. Made in USA. Sold in pairs.



Pro-Stop Parking Guide

Made from recycled semi tires, these wheel stops grip even the smoothest floors. With pre-drilled holes on the front, they can be permanently mounted to the garage or trailer floor. Sold individually or as sets of two or four. Made in USA.



Part No.	Description
RMPRR-PS	Pro-Stop Parking Guide, Each
RMPRR-PS-2	Pro-Stop Parking Guide, 2-Pack
RMPRR-PS-4	Pro-Stop Parking Guide, 4-Pack

FlatStoppers RMPRR-FS

Keep tires from flat spotting during long periods of storage. FlatStoppers won't conduct heat or cold to tires despite floor temperature changes and won't damage floor. Sold as four-piece set, 22.3"L x 3.5"H x 14"W.



Supercar FlatStoppers® RMPRR-FS-16-SC

Designed to accommodate tires up to 14" wide and 30" diameter, FlatStoppers® will preserve tire shape when storing a vehicle for thirty days or more. Once the tires are set in FlatStoppers® on a level surface, they settle into the pad's concave depression, which evenly disperses the weight of the car across the tires and prevents flat spots. Sold in sets of four. Made in USA.



67" XTs Race Ramp

Ramps are ideal for low ground clearance vehicles with up to 12" wide tires. Ramps hold up to 3,000 lbs. per set and have a 10.75° incline. 67"L x 10"H x 14"W. Two-piece ramp sets allow front side of ramps to be removed, allowing easier under car access. Sold in pairs.



Part No.	Description
RMPRR-XT	1-Piece Set
RMPRR-XT-2	2-Piece Set

67" XT HD Race Ramps RMPRR-XT-2-HD

These 67" extra tall ramps give an additional 2" of lift and width. With a total weight capacity of 10,000 lbs. and 10.8° incline, they work exceptionally well for low-to-the-ground vehicle with up to 12" wide tires. Constructed with a high-density expanded polystyrene that is coated with a hybrid polyuria, these ramps are extremely lightweight, yet strong and durable. Two-piece design, sold in pairs. Made in USA.



Roll-Ups RMPRR-RU

Designed to be used with 56" or 67" Race Ramps or 40" Sport Ramps. They raise the opposite end of vehicle up 4" for oil changes or to allow use of a standard floor jack. 32.75"L x 4"H x 14"W with 10.79° incline. Sold in pairs.



LS1 Gen III Valve Covers With Coil Mount Brackets

One-piece billet rail, 2.5" tall to clear aftermarket valve train. Oil cap, O-ring gasket, and bolts included.



RPCR6142POL

Part No.	Description
RPCR6142	2-1/2", Tall, Clear Anodized
RPCR6142POL	2-1/2", Tall, Polished

LS1 Valve Covers Without Coil Mount Brackets

Covers are TIG-welded from 3003 H-14, .0125" thick sheet aluminum, with .250" thick billet aluminum rails to prevent warping and leakage. Covers clear stock and most aftermarket roller rocker arms. Sold in pairs.



Part No.	Description
RPCR6141	LS1 Fabricated Valve Covers, Anodized Clear, Pair



RS9000XL 9-Position Adjustable Shock Absorbers



The Rancho RS9000XL represents the ultimate in shock absorber technology. The Tri-Tube, Mono-Flow design has nine settings to adjust compression/rebound damping for precise ride control. Can be adjusted from a soft setting for street and highway use to a firm setting for off-road running, plus three intermediate settings. The RS9000XL can be adjusted while the shock is mounted on the vehicle. Shock has a massive 2.75" liquid metallic body, wrapped around an 18mm rod, and is filled with fade-resistant hydraulic fluid. Sold complete with hardware and a red, all-weather convoluted boot. Covered by Rancho's Limited Lifetime Warranty.

RS7000MT™ Monotube Shocks



Specifically engineered to provide better handling, control, and performance for high center of gravity light trucks and SUV's. Shocks provide enhanced stability by reducing body roll in evasive maneuvers and tight turns. Shocks feature a high-pressure gas charge that separates the unit internal oil and nitrogen to provide additional spring rate. This helps to maximize damping response that dissipates heat for better control. To further enhance ride control characteristics, Rancho® RS7000MT™ monotube shocks include a hydraulic lockout to cushion the impact as the vehicle suspension is fully extended. Brushed stainless appearance with a clear coat finish. Comes with limited lifetime warranty and 90-day free ride offer.

RS5000™ X Shock Absorber Cross Tuned Technology



The core of this new and innovative shock from Rancho® is the unique and patented rebound valving system and an advanced compression phase of the shock absorber. This proprietary process developed by the ride engineers at Rancho will elevate the overall handling and performance of your vehicle on and off-road.

The features and benefits of cross Tuned Technology Shocks is progressive engagement valving, tuned compression control valve with an enlarged 2-1/4-inch twin tube body, 16mm nitro-carbonized rod and a full-displaced 35mm bore, 1-3/8 inch diameter sintered iron piston rebound bumper, black, natural rubber bushings.

RS5000 High Performance Shock Absorbers



For several years now, the Rancho RS5000 has been the world's best-selling, high-performance shock absorber. Its twin-tube cellular gas design and ten-stage valving deliver a comfortable highway ride and superb off-road performance. Durability and strength are assured with the RS5000's stout 5/8" double-chromed and hardened rod, and massive 1-3/8" piston. The RS5000 feature Rancho's Limited Lifetime Warranty, includes mounting hardware and attractive, all-weather red convoluted boot.


Shock Boots And Boot Ties Single Color

Single	Color
RAN1927	Red
RAN1950	Blue
RAN1951	Yellow
RAN1952	Black



Suspension Systems Available For The Following Applications. Call For Details

Year	Model
Chevrolet/GMC	
2007-17	Suburban
2007-14	Avalanche
2007-19	Silverado
2004-17	Canyon/Colorado
2007-19	Tahoe/Yukon
1988-98	Chevrolet/GMC K1500 and K2500, 6-Lug Pick Up
1999-06	Silverado/GMC Sierra 4WD
2001-06	Chevrolet/GMC SUV Silverado/Sierra 2500 HD, 2/4WD
1999-00	Chevrolet Silverado/GMC Sierra 2500 8-Lug, 2/4WD
2001-05	Chevrolet Silverado/GMC Sierra 1500HD/2500, 2/4WD
Dodge	
2003-19	Dodge Ram 2500, 2500 Mega Cab Pick up, 4WD
2005-08	Dodge Power Wagon
2002-19	Dodge Ram 1500, 4WD
2000-02	Dodge Dakota And Durango, 4WD
1997-99	Dodge Dakota And Durango, 4WD
1994-01	Dodge Ram 1500, 2500
Ford	
1997-19	Ford F150 4WD
1997-02	Expedition 4WD
2000-04	Ford Excursion 4WD
1999-19	F250/F350 Super Duty 4WD
Jeep	
2007-19	JK Wrangler Sport System JK Wrangler Long Arm System
1997-06	Jeep Wrangler Rock Crawler Comp. Jeep Wrangler Rock Crawler Standard, Jeep Grand Cherokee Jeep Wrangler TJ 2.5"



Individual Component Parts

Whether it's carrier bearings or just a pinion nut, Ratech components will complete the rear end overhaul.



Housing	Pinion Shims	Carrier Shims	Crush Sleeve	Pinion Seal	Pinion Nut	Ring Gear Bolts	Cover Gasket	Head Bearing	Tail Bearing	Carrier Bearing Set
Ford 9"										
Trac Lock 1957-84	RAT2100	—	RAT3104	RAT6110	RAT1502	RAT1305	RAT5107	See Below	See Below	See Below
Trac Lock 1985-90	RAT2100	—	RAT3104	RAT6105	RAT1502	RAT1305	RAT5102*	See Below	See Below	See Below
Open 1957-84	RAT2100	—	RAT3104	RAT6110	RAT1502	RAT1302	RAT5107	See Below	See Below	See Below
Open 1985-90	RAT2100	—	RAT3104	RAT6105	RAT1502	RAT1302	RAT5102*	See Below	See Below	See Below
2.891" Carrier Bearing LM102949-Common	—	—	—	—	—	—	—	RAT8003	RAT8003	RAT9011
2.891" Carrier Bearing LM501349-Thicker Stack	—	—	—	—	—	—	—	RAT8003	RAT8003	RAT9021
3.062" Carrier Bearing LM603049	—	—	—	—	—	—	—	RAT8003	RAT8003	RAT9012
3.250" Carrier Bearing	—	—	—	—	—	—	—	RAT8003	RAT8003	RAT9010
Daytona Pinion Support	—	—	—	—	—	—	—	RAT7007	RAT8003	—
Daytona Pinion Support W/Pro Gear	—	—	—	—	—	—	—	RAT7016	RAT8003	—
Standard Diameter (28-Spline) Pinion (Pinion Supports Strange/Mark Williams/Moser)	—	—	—	—	—	—	—	RATHM804846 RATHM804810†	RAT2790 RAT2729†	—
Large Diameter (35-Spline) Pinion (Pinion Supports Strange/Mark Williams/Moser)	—	—	—	—	RAT1509	—	—	RATHM804846 RATHM804810†	RAT2788 RAT2729†	—
Ford										
7.5"	RAT1100	RAT1105	RAT3104	RAT6105	RAT1502	—	—	RAT7005	RAT8003	RAT9002
8.8"	RAT1100	—	RAT3104	RAT6105	RAT1502	—	RAT5122	RAT7005	RAT8003	RAT9001
GM										
8.5" Auto 1970-98	RAT1100	RAT1105	RAT3109	RAT6108	RAT1501	RAT1303	RAT5106	RAT7005	RAT8003	RAT9002
7.5" 1977-81, 3.000" Head Bearing	RAT1104	RAT1105	RAT3107	RAT6107	RAT1501	RAT1303	RAT5110	RAT7004	RAT8001	RAT9002
7.5" 1980-98, 3.125" Head Bearing	RAT1104	RAT1105	RAT3107	RAT6107	RAT1501	RAT1303	RAT5110	RAT7009	RAT8001	RAT9002

* O-ring.

† Bearing race (cup) part number only.

Ring and Pinion Installation Kits

Basic 400 Series Kit: pinion shims, crush sleeve, pinion seal, cover gasket.

100 Series Installation Kit: pinion shims, carrier shims, crush sleeve, pinion seal, pinion nut, ring gear bolts, cover gaskets.

200 Series Bearing Kit: pinion and carrier bearings.

300 Series Complete Kit: includes all components from 100 and 200 Series Kits to perform a complete ring and pinion installation.



RAT408K

Housing	Basic Installation Kit	Installation Kit	Bearing Kit	Complete Kit
General Motors				
GM 7.5" (Year 81-77)	RAT408K	RAT108K	RAT208B	RAT308K
GM 7.5" (Year 96-80)	RAT408K	RAT108K	RAT228B	RAT308TK
GM 8.5" 10-Bolt Passenger	RAT410K	RAT110K	RAT204B	RAT310K
GM 12 Bolt Passenger	RAT415K	RAT115K	RAT205B	RAT315K
Ford				
Ford 9" Open, 2.891" Carrier Bearings LM 102949	RAT406K	RAT106K	RAT206B	RAT306K
Ford 9" Open, 3.062" Carrier Bearings LM 603049	RAT406K	RAT106K	—	RAT306K-2
Ford 9" Open 2.891" Carrier Bearings LM 501349	RAT406K	RAT106K	—	RAT306K-3
Ford 9", 3.250" Carrier Bearings LM 104949	RAT406K	RAT106K	—	—

Pinion Setting Tool

Quickly install aftermarket gear sets with checking distance marked on the pinion head. Available for GM rear ends.

Part No.	Description
RAT10003	GM 7.5"/7.625" 10-Bolt
RAT10004	GM 8.5" 10-Bolt
RAT10005	GM 8.875" 12-Bolt



RAT10003

Ford 9" Reusable Differential Housing Gasket

RAT5107R


Reusable gasket fits all popular Ford 9" housings.



Ford 9" Pinion O-Ring

RAT5102

Fits all Ford 9" rears.



Ford 9" Pinion Pilot Bearing

Pinion pilot bearing fits all Ford 9" rears, installs on pinion.



Part No.	Description
RAT9015	Pinion Pilot Bearing
RAT9015-A	Pinion Pilot Bearing Retainer

Solid Pinion Bearing Spacers

Reusable spacers replace the stock crush sleeve and eliminate pinion bearing failure. Available with or without shim kits.



Description	Pinion Bearing Spacer Only	Pinion Bearing Spacer And Shim Pack
Ford 8.8" and 9"	RAT4104	RAT4105
Ford 9", 35-Spline	—	RAT4113
GM 10-Bolt 8.5"	—	RAT4109
GM 10-Bolt 7.5"	—	RAT4111



This is only a guide - it is the user's responsibility to verify actual tire fitment. ReadyLift[™] recommends custom wheels no wider than 8.5" with a minimum of 4.5" of backsparing on most applications. Using wheels wider than 8.5" may require a larger backsparing or a reduced tire height to reduce the chance of tire to fender clearance problems on some applications.

Front Suspension Leveling Kits

Part No.	Model	Year	2WD/4WD	Max Lift	Max Dia	Part Type
Chevrolet/GMC/Cadillac						
RDY66-3000	Escalade/EXT/ESV	2002-06	2WD/4WD, 6 Lug	2.5"	33"	Key
RDY66-3000	Silverado 1500 Classic	1999-07	4WD, 6 Lug	2.5"	33"	Key
RDY66-3000	Sierra 1500, C3/Denali	1999-07	4WD, 6 Lug	2.5"	33"	Key
RDY66-3025	Sierra 1500 Classic	2000-07	2WD, 6 Lug	2"	32"	Coil Spacer
RDY66-3050	Silverado 1500HD/2500HD/3500	2000-10	2WD/4WD, 8 Lug	2.5"	33"	Key With Shock Extension
RDY66-3050	Silverado 3500 Dually/Single	2000-10	2WD/4WD, 8 Lug	2.5"	33"	Key With Shock Extension
RDY66-3050	Sierra 1500HD/2500HD/3500	2000-10	2WD/4WD, 8 Lug	2.5"	33"	Key With Shock Extension
RDY66-3050	Sierra 3500, Dually/Single	2000-10	2WD/4WD, 8 Lug	2.5"	33"	Key With Shock Extension
RDY66-3085	Silverado/Sierra 1500	2007-13	2WD/4WD, 6 Lug	1.5"	32"	SST-Strut Extension
RDY66-3085	Silverado, 1/2 Ton	2007-13	2WD/4WD, 6 Lug	2.25"	33"	Strut Extension
RDY66-3085	Silverado/Sierra 1500	2014-18	2WD/4WD, 6 Lug	2.25"	33"	Strut Extension
RDY66-3085	Silverado/Sierra 1500	2014-18	2WD/4WD, 6 Lug	1.5"	32"	Strut Extension
RDY66-3011	Silverado 2500HD/3500HD	2011-18	2WD/4WD, 8 Lug	2.25"	33"	Key With Shock Extension
RDY66-3085	Avalanche 1500	2007-12	2WD/4WD, 6 Lug	Up To 1.5"	32"	SST-Strut Extension
RDY66-3000	Tahoe/Yukon/Suburban, 1500	2000-06	2WD/4WD, 6 Lug	2.5"	33"	Key
RDY66-3085	Tahoe/Yukon/Suburban 1500	2007-18	2WD/4WD, 6 Lug	2.25"	32"	SST-Strut Extension
RDY66-3085	Yukon/Yukon XL/Denali	2007-18	2WD/4WD, 6 Lug	2.25"	32"	SST-Strut Extension
Dodge						
RDY66-1020	Ram 1500	2006-08	4WD Only	2.5"	35"	SST-Strut Extension
RDY66-1030	Ram 1500	2009-18	4WD Only	2.0"	35"	Strut Extension
RDY66-1090	Ram 1500	1994-01	2WD/4WD	2.0"	35"	Coil Spacer
RDY66-1090	Ram 2500/3500	1994-13	4WD Only, 8 Lug	2.0"	35"	Coil Spacer
RDY66-1113	Ram 2500/3500	2014-19	4WD Only, 8 Lug	1.75"	35"	Coil Spacer
RDY66-1090	Ram Mega Cab	2006-13	4WD Only, 8 Lug	2.0"	35"	Coil Spacer
Ford/Lincoln						
RDY66-2000	F250 Light Duty Only	1997-00	4WD Only	2.5"	33"	Key
RDY66-2000	F150 Old Body/Heritage	1997-04	4WD Only	2.5"	33"	Key
RDY66-2050	F150	2004-14	2WD Only	3"	35"	SST-Strut Extension
RDY66-2059	F150	2004-14	2WD/4WD	2.0"	35"	Strut Extension
RDY66-2215	F150	2015-19	2WD/4WD	2.0"	35"	Strut Extension
RDY66-2111	F250 Super Duty	2005-19	4WD	2.25"	35"	Strut Extension
Hummer						
RDY66-3050	H-2 All	2003-10	AWD, 8 Lug	2.5"	37"	Key With Shock Extension

Forged Torsion Key Unloading Tools

Part No.	Description
RDY66-7822A	Universal GM-Style Torsion Key
RDY66-7816A	Designed Specifically For Installing The Ford Full Size And Ranger Torsion Key



SST Lift Kits

The Ready Lift SST coil spacer lift kit technology utilizes two front heavy-duty coil spring spacers along with two heavy-duty top mount spring spacers to allow the use of factory coil springs. This same technology allows retention of the factory shocks by using front and rear shock extensions with slight angle corrections. The installation of these kits will lift the front 2-1/2" and the rear 2.0", allowing the use of 35 x 12.50 tires on Sahara/Sport models and 37 x 12.50 tires on the Rubicon. Kits also include the correct length front/rear bump stop extensions and all additional hardware required for installation.

Part No.	Description
RDY69-1040	2009-18 Dodge 1500, 4" Front / 2" Rear SST Lift Kit
RDY69-2300	2014-19 Ford F-150, 3.5" Front / 2" Rear SST Lift Kit
RDY69-2735	2017-19 Ford F-250, 3.5" Front SST Lift Kit
RDY69-3414	2014-18 GM P/U 1500, 4" SST Lift Kit
RDY69-5175	2007-18 Tundra P/U 1500, 3" Front/ 1" Rear SST Lift Kit
RDY69-5276	2007-18 Tundra P/U 1500, 3" Front/ 2" Rear SST Lift Kit
RDY69-6825	2018-19 Jeep Wrangler JL Rubicon, 2-1/2" Front/2" Rear Coil Spacer Lift Kit
RDY69-6826	2018-19 Jeep Wrangler JL Sahara/Sport, 2-1/2" Front/2" Rear Coil Spacer Lift Kit



Rear Block Kits

The Rear Block Kits include (2) cast iron blocks, (4) E-coated U-bolts, (8) nuts and washers, and will safely lift the rear of your truck an additional 1"-3".

Model	2WD/4WD	Max Lift	Part No.
1999-17 Silverado/Sierra 1500	6 Lug	2"	RDY66-3002
2011-16 Ford F250	—	4" 2 Pc. Driveshaft	RDY66-2014
2011-16 Ford F250	—	4" 1 Pc. Driveshaft	RDY66-2024





Motor Oils

Red Line Oils provide superior wear protection and friction reduction over a wide temperature range for excellent performance in hot running engines. API certified.

Description	1-qt. Bottle	1 Case (12) Qts.	Gallon	Gallon Case 4 Gallons
5W-20	RED15204	RED15224	—	—
5W-30	RED15304	RED15324	—	—
5W-40	RED15404	RED15424	—	—
10W-30	RED11304	RED11324	—	—
10W-40	RED11404	RED21424	—	—
15W-40	RED21404	RED21424	RED21405	RED21425
15W-50	RED11504	RED11524	—	—
20W-50	RED12504	RED12524	—	—



WaterWetter®

WaterWetter® can reduce water temperatures as much as 30°F. Add to new or used antifreeze to improve the heat transfer of ethylene and propylene glycol systems. Designed for modern aluminum, cast iron, brass, and bronze radiators. 12-oz. bottle.

Description	1-qt. Bottle	1 Case (12) Qts.
WaterWetter	RED80204	RED80224



ShockProof Gear Oils

Available in Heavy, Lightweight and Super Light viscosities. Heavy Gear Oil resists throw-off and prevents tooth breakage. Ideal for high temp and extreme pressure in differentials and manual transmissions. Lightweight Gear Oil is excellent in low temps and may be used to obtain maximum power transfer in racing differentials. Super Light Oil has the viscosity of automatic transmission fluid. Ideal when maximum power output is required.

Description	1-qt. Bottle	1 Case (12) Qts.	1 Gallon Jug
Heavy Gear Oil	RED58204	RED58224	RED58206
Lightweight Gear Oil	RED58404	RED58424	—
Super Light Gear Oil	RED58504	RED58524	—



MT-90 And MTL Manual Transmission Lubricant

Use in manual transmissions or transaxles for excellent protection of gears and synchronizers. MTL is a 75W80 GL-4 gear oil that is similar in viscosity to SAE 5W30/10W30 engine oil. MT-90 is a 75W90 GL-4 gear oil. Sold in 1-qt. containers.

Description	1-qt. Bottle	1 Case (12) Qts.
MTL (75W-80)	RED50204	RED50224
MT-90 (75W-90)	RED50304	RED50324
GL-4 (75W-85)	RED50504	RED50524



Power Steering Fluid

Red Line's Power Steering Fluid provides improved wear protection and resists thermal breakdown. Fully synthetic fluid also resists evaporation and foaming at high temperatures. Suitable in most power steering units. Sold in 1-qt. bottles.

Description	1 Qt. Bottle	1 Case (12) Qts.
Power Steering Fluid	RED30404	RED30424



Gear Oils

Formulated for limited slip differentials and manual trans-axles. Additional limited slip additives are not required. The 75W90 is recommended for street or racing differentials, while 80W140 is recommended for heavily loaded or low-speed differentials. Sold in 1-qt. container.

Description	1 Qt. Bottle	1 Case (12) Qts.
75W-90	RED57904	RED57924
80W-140	RED58104	RED58124



Limited Slip Friction Modifier/Break-in Additive

Additive will significantly reduce friction as well as break-in temperatures in differentials by as much as 50°F. For use in all differentials, conventional or limited-slip, and compatible with petroleum or synthetic gear oils. 4-oz. bottle

Description	4 Oz. Bottle	1 Case (12) 4 Oz.
Limited Slip Friction Modifier/Break-in Additive	RED80301	RED80331



CV-2 Synthetic Grease

CV-2 grease has a very high melting point, excellent water washout resistance, and superior anti-wear characteristics. Lubricant contains an organic moly and is great for wheel bearings, high-angle and conventional CV-joints, chassis lubrication and high temp industrial equipment. Sold in a 14-oz. cartridge.

Description	14 Oz. Bottle	1 Case (12) 14 Oz.
CV-2 Synthetic Grease	RED80402	RED80421



"The Goose" Gooseneck Hitch

REE58079

"The Goose", which may be used in conjunction with a Reese fifth wheel hitch, eliminates the need to cut the truck bed. Gooseneck-style hitch features 25,000 lb. gross trailer weight and 6,250 lb. pin weight capacities. Unit uses the same base rails as standard fifth wheel hitches, and may be quickly removed with four locking pins. Includes large, 2-5/16" dia. heat-treated ball. Requires rails and installation kit.



Rails and Installation Kit

REE30035

Includes rails, components and hardware to install 15K Fifth Wheel (REE30046) or "The Goose" Gooseneck (REE58079) hitches. Rails and installation kit will not fit Ford F-150 4-Door SuperCrew, SuperCab, or any other 5-1/2" Bed.



Class III, IV And V Receiver Hitches

Reese offers custom-fit ("no drill") and universal Class III, IV, and V Hitches, each with mounting hardware. Hitch draw bar and ball must be purchased separately. Please see the receiver hitch rating guide below and call for specific applications.

Receiver Hitch Rating Guide

Weight Class	Gross Vehicle Weight (GVW)	Tongue Weight (TW) With Weight Distributing (WD)
Class III	8,000 lbs.	800 lbs.
Class IV	12,000 lbs.	1,200 lbs.
Class V	14,000 lbs.	1,700 lbs.



T-Connectors

T-Connectors make quick work of wiring four-way flat plugs. Easily connect to the vehicle's wiring harness for a factory appearance with no cutting, splicing, or taping. Call for specific applications.



Receiver Hitch Accessories Hitch Balls

Solid steel, chrome-plated hitch balls are offered in a variety of sizes.

Part No.	Ball Dia.	Shank Dia.	Shank Length	Capacity
REE63884	1-7/8"	1"	2-1/8"	2,000 lbs.
REE63887	2"	3/4"	1-1/2"	3,500 lbs.
REE63909	2"	1"	2-1/8"	7,500 lbs.
REE63908	2-5/16"	1"	2-1/8"	7,500 lbs.



Quick-Loading Class III Ball Mounts

Reese quick-loading ball mounts feature a revolutionary, angle-cut design. Provides a quick and easy connection to the receiver. All ball mounts meet or exceed SAE J684 and V-5 specifications. 1" diameter hole.

Part No.	Rating (Lbs.) GTW/TW	Length	Rise	Drop
REE2793	6,000/600	10"	6 3/4"	8"



Class III Ball Mounts **NEW!**

Reese Class III Ball Mounts have a black powder coat finish over A-coat and fits the 2" square receiver tube opening. Pin and clip sold separately.

Part No.	Rating (Lbs.) GTW/TW	Ball Hole Size	Length	Rise	Drop
REE80232	6,000/600	1"	16"	3/4"	2"
REE80233	6,000/600	1"	16"	2-3/4"	4"



Pull Pin and Cotter Pin Set REE63240

Hardened steel, 5/8" dia. pull pin includes heavy-duty, spring steel cotter pin. Fits 2" receivers.



Drawbar Lock REE63223

Prevent hitch bar or ball mount theft. Special 5/8" dia. pull pin includes a built-in lock. Includes two keys.



High Performance Trunnion Style Weight Distributing Hitch

High-performance trunnion-style Hitch includes a one-piece cast head and a raised hitch ball platform to reduce the need for raised hitch balls. Also features easy to use adjusting blocks, and a new square adjusting washer which allows eight adjustments for extremely accurate weight distribution. It's now possible to "fine tune" weight distribution on even the trickiest of rigs.



Part No.	Description	Max Hitch Wt.	Max GTW
REE66022†	Weight-Distributing Hitch	1,200 Lbs.	12,000 Lbs

† Hitch bar sold separately.

Adjustable Hitch Bars

Designed for weight distributing hitches, bars may be used in the raised or dropped position.

Part No.	Description	Length	Drop	Rise
REE3215	2" x 2" Hitch Bar	14"	6"	10-1/4"
REE54970	2" x 2" Hitch Bar	12"	4"-6"	8-3/4"
REE3344	2" x 2" Hitch Bar	11"	8"	—



Receiver Hitch Accessories I-Stop IQ Electronic Brake Controls REE20191

Self-diagnostic features will illuminate LED readout when issues occur. Includes a "Boost" feature and works proportionally in reverse. Utilizes "Plug-N-Play" port for 2-plug adapters. Includes snap-in mounting clip for easy removal and storage when not in use. For 1 to 3 axles.



P3® Electronic Brake Control REE90195

The P3 is the industry's most advanced electronic trailer brake control, offering true proportional braking, an advanced LCD display, diagnostic mode, and stored settings for up to 5 trailers. Works with electric or electric-over-hydraulic systems on trailers with 1-4 axles.



P2 Electronic Brake Control REE90885

Reverse battery protection for both vehicle and breakaway. Designed to work with electric over hydraulic brake systems. Numerous mounting options - including 360 degree vertical rotation. No level adjustment necessary - it adjusts itself to varying terrain as you drive. Quick and easy disconnect feature allows user to remove and store the control when not in use. For 1 to 4 axles.



Adapters And Electrical Accessories

Plug Wiring Adapters REE20321

Versatility is the key word with wiring adapters from Reese. Change from a 4-way flat to a 6-way round or a 7-way standard plug. Extra wires accommodate brake controls, backup or hot wire.



4-Way Flat Trailer Harness **NEW!** REE787264

Rewiring a trailer can be challenging enough. This 4-way flat harness makes it a bit easier, with pre-wired trailer-end connector and 4' of color-coded cable with pre-stripped wiring leads. Heavy-duty jacketed cable eliminates exposed wires at the plug.



Plastic Trailer End Adapter REE118021

Seven-way, trailer-end adapter is for use with truck-end adapter REE118020.



Wiring Adapter REE118702

7-way round to 4-way flat. Converts 7-way connector with blade type terminals to standard 4-way flat connector.



7-Way Tow Wiring Harness Kit **NEW!** REE118243

Designed to fit 1991-2001 Ford Super Duty F250 - F550 trucks, this kit plugs right into the factory wiring connector to allow quick conversion from a 4-wire flat trailer connection to a 7-way socket or replace a damaged harness. Drilling required to mount receptacle.



Adapters And Electrical Accessories

7-Way to Cigarette Lighter Socket Plug Adapter REE118019

Provide easy access to 12V power through a 7-way trailer harness socket. Convenient adapter features two cigarette lighter-style sockets to run power inverters, electronic devices, and practically anything else with a cigarette lighter-type plug. Great for tailgating or the job site. 10-amp capacity.



POD Hazard Warning Device NEW! REEPD110200

Dual-use warning lights emit 350 lumens of light power with nine different modes, including an SOS safety mode to alert passing motorists up to 1/4 mile away. The durable, weather-resistant plastic housing has multiple mounting options, including magnet, swivel hook, or permanent base. Requires 3 AAA alkaline batteries (not included) per POD. Sold in 2-packs.



Roof Top Cargo Carrier REE59504

The ROLA® Vortex™ 2-piece rooftop cargo carrier with integrated air deflector attaches easily to most vehicles with cross-bar style roof racks. Measures 48" x 37-1/2" x 4", and includes all mounting hardware.



Trailer Tongue Weight Scale NEW! REE5780

Overloading a vehicle's tongue weight capacity is a leading cause of vehicle damage and handling issues when towing trailers. The Load-Master is a compact hydraulic pressure gauge that allows quick and accurate measurement of the tongue weight of a trailer, up to 2,000 lbs. The easy-to-read dial tells total tongue weight of a trailer at a glance. Includes extension pin.



Pro-Series A-Frame Trailer Jack NEW! REE1400600303

Designed for use on trailers with A-frame couplers, this durable jack can be bolted on or welded in place. With a 5,000-lb. capacity and a full 15 inches of travel, this jack measures 10.8" high in retracted format, and 25.8" when fully extended. Black painted inner and outer tubes help resist corrosion, and lower tube has mounting holes for a jack plate, caster, or drop leg (not included). Top-wind crank mechanism folds back to keep it out of the way.



RICHMOND

Ring And Pinion Sets

Richmond Gear is the leading manufacturer of professional quality ring and pinion sets that deliver the winning performance high performance off-roaders have come to expect.

Dana 60

- 12-1/8"
- Irregular Cover
- 10 Holes
- 12 Bolt Carrier
- 9.750" Diameter Ring Gear
- 1.626" Diameter Pinion
- 29 Splines
- 1967-85 Ford F-100/150 Rear
- 1967-85 Ford F-250 Front/Rear
- 1978-96 F-350 Front
- 1977-96 Chevrolet C-30 Front
- 1969-84 Chrysler W-200 Front/Rear
- 1966-84 Jeep J10 Rear

Ratio	Teeth	Part No.
4.10	41-10	RIC69-0052-1
4.56	41-9	RIC69-0053-1
5.13	41-8	RIC69-0057-1

Installation Kit RIC83-1034-1

Installation Note For Dana 60

When replacing stock 3.54 to 4.11 ratios, the carrier must be replaced with a carrier from a 4.56 or higher gear, including all of the gears.




Ford 8.8"

- 10-9/16" x 10-13/16"
- Oval Cover
- 10 Holes
- 8.8" Diameter Ring Gear
- 1.626" Diameter Pinion
- 30 Splines
- 1981-96 Ford F100/150/250 Trucks And Broncos

Ratio	Teeth	Part No.
3.55	RIC49-0103-1	RIC49-0103-1
3.73	RIC49-0104-1	RIC49-0104-1
4.10	RIC69-0310-1	RIC69-0310-1
4.56	—	RIC69-0312-1*

Installation Kit RIC83-1043-1

* Needs special cross pin RIC80-0273-1. This will not fit 1987-94 truck.



Dana 44

- 9-3/8" x 10-1/4" Irregular Cover
- 10 Holes
- 12 Bolt Carrier
- 8.5" Diameter Ring Gear
- 1.376" Diameter Pinion
- 26 Splines
- 1971-77 Bronco And U100 Front
- 1967-77 Ford F-100 Front/Rear
- 1975-77 Ford F-150/250(1967-77) Front
- 1969-84 Chrysler W100/200 Front
- 1967-76 Chevrolet K-10/K-20 Front
- 1967-80 Scout Front/Rear
- 1967-72 AMC Jeep C101 Rear
- 1967-75 AMC CJ5/CJ7/CJ10(1966-84) Front/Rear
- 1967-83 AMC Jeep Wagoneer Front/Rear
- 1978-96 Ford F-100/150/250 Front
- 1978-96 Bronco Front


Ratio	Teeth	Part No.
3.91	43-11	RIC49-0080-1*
4.10	41-10	RIC69-0220-1*

Installation Kit Allstar

ALL68533

or RIC83-1033-1

* Pinion stem enters the case above the center line of the axles. When replacing stock 3.73 and numerically lower ratios, the carrier must be replaced with a carrier from a 3.92 or higher gear.



Ford 9"

- Oval Housing, 10 Holes
- 10-Bolt Carrier
- 9.00" Diameter Ring Gear
- 1.313" Diameter Pinion, 28-Spline
- 1957-87 Ford Cars and Trucks

Installation Kits:

RIC83-1011-1

(2.891" Carrier Bearing)

RIC83-1013-1

(3.062" Carrier Bearing)

Ratio	Teeth	Part No.
3.50	35-10	RIC49-0027-1
3.55	39-11	RIC69-0195-1
3.70	37-10	RIC69-0361-1
3.89	35-9	RIC69-0177-1



Ratio	Teeth	Part No.
4.11	37-9	RIC69-0179-1
4.33	39-9	RIC69-0161-1
4.44	40-9	RIC69-0368-1
4.56	41-9	RIC69-0185-1

GM 8.5"

- Oval Cover
- 11", 10 Holes or Irregular Cover 10-5/8"
- 8.50" Diameter Ring Gear
- 1.626" Diameter Pinion, 30-Spline
- 1970-98 GM Trucks


Ratio	Teeth	Part No.
3.08	40-13	RIC49-0017-1
3.23	42-13	RIC49-0019-1
3.42	41-12	RIC49-0278-1
3.73	41-11	RIC49-0041-1
3.90	39-10	RIC49-0034-1
4.10	41-10	RIC69-0165-1

Ratio	Teeth	Part No.
4.56	41-9	RIC69-0167-1
4.88	39-8	RIC69-0169-1
5.13	41-8	RIC69-0171-1
5.38	43-8	RIC69-0173-1†
5.57	39-7	RIC69-0175-1†

Installation Kit:

RIC83-1021-1

Installation Notes: for GM 8.5": When replacing stock 2.56 and numerically lower, the carrier must be replaced with a carrier of 2.73 or higher. † Needs special cross pin RIC80-0272-1.



GM 7.5"-7.625"

- 8-5/16" X 10-9/16", 10 Holes
- 7.5" and 7.625" Dia. Ring Gear
- 1.438" Dia. Pinion Stem
- 27-Spline Pinion
- 1977-94 GM Trucks

Ratio	Teeth	Part No.
3.08	40-13	RIC49-0001-1 [§]
3.23	42-13	RIC49-0044-1††
3.42	41-12	RIC49-0045-1††
3.42	41-12	RIC49-0005-1 [§]

Ratio	Teeth	Part No.
3.73	41-11	RIC49-0046-1††
3.73	41-11	RIC49-0007-1 [§]
4.10	41-10	RIC69-0322-1††
4.56	41-9	RIC69-0324-1††



Installation Notes:

§ 3.08 ratio and numerically lower carrier.

†† 3.23 ratio and numerically higher carrier.

^ Needs special cross pin RIC80-0270-1.

GM 8.875" Truck

- 11-1/2" Irregular 12 Holes, Truck 12 Bolt Cover
- 8.875" Dia. Ring Gear
- 1.438" Dia. Pinion
- 30 Splines
- 1964-82 Blazer & K-10
- 1964-82 K-20

Ratio	Teeth	Carrier	Part No.
3.42	41-12	3	RIC49-0070-1
3.73	41-11	3	RIC49-0072-1
3.73	41-11	4	RIC49-0280-1
4.10	41-10	4	RIC69-0204-1
4.10	41-10	3	RIC69-0350-1



Installation Kit

RIC83-1018-1


Installation Notes:

3-3.40 ratio and numerically lower carrier

4-3.73 ratio and numerically higher carrier

Ring And Pinion Installation Kits

Kits contain everything for installation of a new ring and pinion. Including Grade 8 ring gear bolts and washers, gaskets, seals, shims, bearings, gear marking compound, sealer and thread locking compound.



Part No.	Application
RIC83-1034-1	Dana 60
RIC83-1045-1	Ford 7.5
RIC83-1043-1	Ford 8.8
RIC83-1011-1	Ford 9" 28 Spline
RIC83-1013-1	Ford 9" 31 Spline
RIC83-1016-1	GM 10 Bolt 7.5" For 1977-81
RIC83-1044-1	GM 10 Bolt 7.5" For 1982-94
RIC83-1021-1	GM 10 Bolt 8.5"
RIC83-1018-1	GM 12 Bolt Truck
RIC83-1033-1	Dana 44

Gear Marking Compound

RIC55-0001-1

Compound is applied to ring and pinion gears during initial set-up to show gear contact pattern.



Ring and Pinion Installation Video

A must for any racer's tool box or library. DVD format video covers the step-by-step procedure for proper ring and pinion set-up.



EXCel Ring And Pinion Sets

EXCel ring and pinion sets offer the benefits of exceptional value and OEM-like quality. Gear design, tooling, steel selection, heat treat and quality are controlled exclusively by Richmond Gear. Ring and pinion sets are ideal for street or mild circle track applications.



Part No.	Ratio	Teeth
Ford 8.8"		
RICF88373	3.73	41-11
RICF88410	4.10	41-10
Ford 9"		
RICF9389	3.89	35-9
RICF9411	4.11	37-9
RICF9433	4.33	39-9
RICF9456	4.56	41-9
RICF9471	4.71	33-7
RICF9486	4.86	34-7
RICF9514	5.14	36-7
RICF9543	5.43	38-7
RICF9567	5.67	34-6
RICF9583	5.83	35-6
RICF9600	6.00	30-5
RICF9620	6.20	31-5
RICF9633	6.33	38-6
RICF9650	6.50	39-6

Part No.	Ratio	Teeth
GM 10-Bolt 8.5"		
RICGM85373	3.73	41-11
RICGM85410	4.10	41-10
RICGM85456	4.56	41-9
GM 12-Bolt 8.875" Truck		
RIC12BC373 #	3.73	41-11
RIC12BC373T*	3.73	41-11
RIC12BC410 #	4.10	41-10
RIC12BC410T*	4.10	41-10

Note: Please see previous diagrams for differential identification.

Use With 4-Series Carrier.

* Use With 3-Series Carrier.

@ Use With 2-Series Carrier.

Part No.	Ratio	Teeth
GM 10-Bolt 7.5"/7.625"		
RICGM75373OE *	3.73	41-11
RICGM75410OE *	4.10	41-10
RICGM75410TK @	4.10	41-10
RICGM75373OE *	3.73	41-11
RICGM75410OE *	4.10	41-10
RICGM75410TK @	4.10	41-10

Radiance™ Colored Light Accented LED Light Bar NEW!

Built with the same high-grade aluminum alloy housing as the E-Series light bars, the colored accented LED backlighting creates a glowing effect for the forward facing LED optics. Control accent lighting independently with the addition of an optional Radiance™ multi-trigger harness. Radiance harness sold separately.

Part No.	Description
White Back Light	
RIG210003	10"
RIG220003	20"
RIG240003	40"
RIG250003	50"
Blue Back Light	
RIG210013	10"
RIG220013	20"
RIG230013	30"
RIG240013	40"
RIG250013	50"
Red Back Light	
RIG210023	10"
RIG220023	20"
RIG240023	40"
RIG250023	50"
Green Back Light	
RIG210033	10"
RIG220033	20"
RIG230033	30"
RIG240033	40"
Amber Back Light	
RIG210043	10"
RIG220043	20"
RIG230043	30"
RIG240043	40"
RIG250043	50"



Radiance™ Multi Trigger Harness RIG40200

Designed for use with the Radiance™ light bar, the harness is equipped with two independent circuits. One circuit handles higher amperage and utilizes a relay to power the Radiance™ light bar. The second circuit handles the low amperage backlighting circuit. Includes two backlit LED rocker switches.



Radiance LED Light Pods RIG20201

Each Radiance light pod is constructed with three LEDs producing 900 raw lumens in a compact aluminum housing with high-impact polycarbonate lens. In addition to the main LED lights, the Radiance pods are available with white, blue, red, green, and amber back light colors that can be independently controlled. Sold in pairs with brackets and all necessary hardware. Wiring harnesses sold separately.



Part No.	Description
RIG20200	White backlight
RIG20201	Blue backlight
RIG20202	Red
RIG20204	Amber

Radiance Pod Multi-Trigger Harness Kit RIG40300

This harness was designed specifically for Radiance LED Light Pods, allowing for easy wiring of the two independent circuits. One circuit is designed for the primary LED's while circuit two is for the backlighting of the light pod. Kit contents include two switches, in-line fuse, two output leads and battery leads.



E-Series Clear Combination Flood and Spot Light Bar

The E-Series high intensity LED light bar is the pinnacle in lighting efficiency and features 50,000+ hour life span, highest lumen output per watt, durable shockproof design, and an easy two-wire install. Rigid's patented Hybrid optics optimize both functional light spread and light distance for increased visibility. Includes single lamp, plug-and-play wiring harness, switch, mounting brackets and mounting hardware.

Part No.	Description	LEDs	Amp Draw
RIG106313	6" Combo	12	1.74
RIG110113	10" Flood	20	2.9
RIG120313	20" Combo	40	5.8
RIG130313	30" Combo	60	8.7
RIG150313	50" Combo	100	14.49



E2-Series

The E2 patented Specter optic systems for optimal light spread. New patent pending Hyperspot optic delivers a 5° pencil beam, incredible distance, and the brightest center intensity. New 304 stainless brackets with three positions. Ideal for long-distance projecting light.



Part No.	Description	LEDs	Amp Draw
RIG178713	10" Hyperspot	20	5.43
RIG122313	20" Combo	40	9.57
RIG132313	30" Combo	60	13.55
RIG142313	40" Combo	80	17.54

Dually Series 4-LED Light

The Dually series 4-LED light features a compact 3" x 3" extruded aluminum housing and a powerful 1000 lumens of light, all pulling half the amps of a turn signal. Has a 50,000+ hour lifespan, no vibration or bouncing beams, no-warm up and instant on in addition to over and under voltage protection. Lamp, wiring harness with switch, mounting bracket and mounting hardware included. FM= Flush Mount HD = HD Mount



Part No.	Description
RIG202513	Dually 3" 4-LED Diffused Light Clear, Pair
RIG201113	Dually 3" 4-LED Flood Light Clear, Each
RIG202113	Dually 3" 4-LED Flood Light Clear, Pair
RIG202213	Dually 3" 4-LED Spot Light Clear, Pair
RIG202223	Dually 3" 4-LED Spot Light Amber, Pair
RIG212213	Dually 3" 4-LED, Spot Light, Pair, FM
RIG222213	Dually, 3" 4-LED, Spot Light, Pair, HD

Midnight Edition LED Lights

The stealth look is created with the use of Hybrid Spot Optics that offers a transparent black enamel coating enabling the light bar to "disappear" during the day while offering impressive LED technology to light up the trail. All lights are spot pattern.

Part No.	Description
E-Series	
RIG104213BLK	4" Wide
RIG106213BLK	6" Wide
RIG110213BLK	10" Wide
RIG120213BLK	20" Wide
RIG130213BLK	30" Wide
RIG140213BLK	40" Wide
RIG150213BLK	50" Wide



Part No.	Description
D-Series	
RIG201213BLK	Dually, 3" x 3", Each
RDS-Series	
RIG882213BLK	20" Wide
RIG883213BLK	30" Wide
RIG886213BLK	54" Wide



D2 Series LED Light Set

The Dually D2 series LED light is a compact 3" x 3" lamp containing six LED's, that can be mounted anywhere. Provides 1300 lumens of light and pulls only 15 watts of power, providing a more efficient light source with a long life span of 50,000+ hours. Kit includes two lamps, plug-and-play harness, mounting brackets and hardware.



Part No.	Description
RIG502313	Dually D2, 3" 6-LED Diffused Light Clear, Kit
RIG501313	Dually D2, 3" 6-LED Driving Light Clear, Each
RIG504713	Dually D2, 3" 6-LED Hyperspot, Pair

SR-Series



The SR-Series is a single row light bar. Low-profile light bars measure only 1-3/4" tall and shine up to 75 feet in each direction, side-to-side, while reaching a distance over 1200 feet. 50,000+ hour lifetime. Features unbreakable polycarbonate lens, 6063 aluminum heatsink housing, black powder coating, Gortex pressurized vent, and is electronically protected against RFI-EFI interference. Sold individually. Includes wiring harness, lamp, and mounting hardware. SR Combo is flood and spot. SR2 Combo is hyper spot and driving.

Part No.	Description	LEDs	Amp Draw
RIG906313	SR2-6" Combo	6	1.63
RIG910313	SR2-10" Combo	10	2.72
RIG950313	SR-50" Combo	50	13.49
RIG906613	SR2-6" Driving	9	2.2
RIG911713	SR2-10" Hyperspot	10	2.6
RIG911313	SR2-10" Combo	12	4.1
RIG921613	SR2-20" Driving	30	7.61
RIG921313	SR2-20" Combo	26	8.7
RIG951313	SR2-50" Combo	56	16.4

SR-M Series

The SR-M Series is housed in one of the smallest and lightest fixtures ever produced. The compact LED light can be mounted in virtually any location and can project almost 1,000 feet with hybrid spot optics. Black cover included. Sold individually with wiring harness and mounting hardware.



Part No.	Description	LEDs	Amp Draw
RIG902113	SR-M Flood	2	.72
RIG902513	SR-M Diffused	2	.72
RIG912313	SR-M Driving	3	.82
RIG912513	SR-M Diffused	3	.82

Security Kit

RIG40281

Extra protection for Rigid E and SR Series light bars and M-Series mount bolts. Special spanner nuts and driver secures the light mounting. One bolt kit.



Halo Torch

RIG30140

The Halo Torch is the best all-around flashlight that combines the latest in US made LED's with a machined aluminum reflector, making this an extremely versatile flashlight. A wide beam area illumination with a focused center projects 1,000 feet at the highest setting. Complete with flashlight, wall charger, car charger adapter, and Li-Ion battery.



Light Covers

These Light Covers give your vehicle a unique look while also protecting your investment. Covers are made from a durable polycarbonate plastic that offers an extra layer of protection for the lens of your LED light. Swapping them out is simple and easy. They are also perfect for states that require covers on accessory lights.

Part No.	Description
E-Series	
RIG110913	Black 10"
RIG110923	Clear 10"
RIG110933	Amber 10"
RIG110983	Smoke 10"
SR-Series	
RIG19093	Amber 10"
D-Series/D2-Series	
RIG201923	Black
RIG201923	Clear
RIG201933	Amber
RIG201983	Smoke



A-Series

For use anywhere from vehicle cabs, boat cabins, back of work vehicles, as well as trunks. Its cast aluminum housing is durable, lightweight, waterproof and allows installation onto almost anything. Cool White matches the kelvin of all other white LED lights. Includes adapters for radius tubes or flat mount surfaces.



Part No.	Description
RIG480093	A-Series, Cool White Light, Single
RIG482113	A-Series, Blue Light, Pair

Rigid Ignite

RIG20531

Measuring 14" x 14" x 2", this flexible light has 1000 lumens using spot flood or diffused beam patterns - perfect where short-range light output is needed. The Ignite uses a mounting bracket which mates with an array of off-the-shelf Go-Pro mounts.



Back-Up Light Kit

RIG980003

The Rigid Industries SR-M LED Light is one of the most versatile lighting products on the market today. This compact LED light can be used for virtually any lighting application, from off-road to agriculture. Includes 25' wiring harness with switch, mounting hardware, and black covers.



2010-14 Ford Raptor Fog Kit

RIG40235

Mounts D-Series into existing fog light openings.



D-Series Fog Light Mounting Bracket for Dodge Ram Trucks **NEW!** RIG46510



Made of stainless steel and black powder coated for added protection, these mounting brackets allow installation of Rigid D-series Pro lights into the factory fog light openings using the stock mounting bolts. Sold in pairs, each bracket holds (2) D-series lights (not included). Compatible with 2009-2012 RAM 1500 and 2010-2017 RAM 2500/3500 trucks.

Jeep JL Cowl Mounting Kits for D-Series Lights **NEW!**



Own the night! Cowl mounts allow installation of up to (2) D-series lights (not included) on each side of the 2018-19 Wrangler JL without interfering with the hood or windshield. Made of black powder coated stainless steel, these brackets are designed to last. Sold in pairs, each set includes one pair of short extension arms and all mounting hardware. Additional extension arms may be ordered separately. Made in the USA and backed by Rigid's limited lifetime warranty.

Part No.	Description
RIG41656	Jeep JL Cowl Mounting Kits for D-Series Lights (Pair)
RIG41657	Short Extension Arms for Cowl Mount (Pair)
RIG41658	Long Extension Arms for Cowl Mount (Pair)

Jeep JL A-Pillar Mounts **NEW!** RIG41659



Rigid A-pillar mounts provide a practical and convenient way of mounting D-series, D-SS, SR-M, or Ignite lights up high and out of the way. Made of laser-cut stainless steel and black powder coated for added protection from the elements, each bracket holds one light (not included). Sold in pairs, with mounting hardware included. Made in the USA and backed by Rigid's limited lifetime warranty. Fits 2018-19 Wrangler JL.

Jeep JL Fog Light Mounts **NEW!** RIG41660



Designed to mount D-series lights into the factory bumper location, these mounting brackets allow use of Rigid lights while maintain a clean OEM look. Made of laser-cut stainless steel and black powder coated for added protection from the elements, each bracket holds one D-series light (not included). Sold in pairs, with mounting hardware included. Made in the USA and backed by Rigid's limited lifetime warranty. Fits 2018-19 Wrangler JL.

Jeep JL 20" Light Bar Bumper Mounts **NEW!**



Add the lighting power of a 20" Rigid light bar to a Jeep Wrangler JL with convenient bumper mounts. Designed to fit the stock JL front bumper, each bracket is laser-cut from stainless steel and black powder coated for added durability. Available for straight or curved 20" Rigid light bars. Mounts using factory bumper mounting points and includes all necessary hardware. Made in the USA and backed by Rigid's limited lifetime warranty. Fits 2018-19 Wrangler JL.

Part No.	Description	Works with
RIG41662	Straight 20" Light Bar Bumper Mount for Jeep JL	E-Series, Radiance+, and SR- Series.
RIG41663	Curved 20" Light Bar Bumper Mount for Jeep JL	RDS-Series, Radiance Curved, and other Rigid curved light bars.

Jeep JL Mounting Brackets for Adapt Lights **NEW!**



Bring the amazing power of the RIGID 20" Adapt light to the Jeep Wrangler JL. Designed to use factory mounting points for easy installation, the Bumper-Mount version fits the stock JL front bumper, while the Hood-Mount version attaches to the hood hinges. Each bracket is laser-cut from stainless steel and black powder coated for added durability, and includes all necessary hardware. Made in the USA and backed by Rigid's limited lifetime warranty. Fits 2018-19 Wrangler JL.

Part No.	Description
RIG41664	Jeep JL Bumper-Mount Mounting Bracket for Adapt 20" Light
RIG41665	Jeep JL Hood-Mount Mounting Bracket for Adapt 20" Light

ROUGH COUNTRY

SUSPENSION SYSTEMS®

Suspension Lifts

Rough Country Suspension Lifts are available for most trucks. Rough Country kits combine easy of installation with serious on- and off-road performance. Designed to handle conditions that cause stock suspensions to fail, they allow use of larger tires and wheels, and increase ground clearance and chassis protection for the trail and off-road driving. **Front End Leveling Kits Also Available**

Year	Model
Chevrolet/GMC	
2007-19	Suburban
	Avalanche
	Silverado
2004-19	Canyon/Colorado
2007-19	Tahoe/Yukon
1988-98	Chevrolet/GMC K1500 and K2500, 6-Lug Pick Up
1999-06	Silverado/GMC Sierra 4WD
	Chevrolet/GMC SUV
2001-06	Silverado/Sierra 2500 HD, 2/4WD
1999-00	Chevrolet Silverado/GMC Sierra 2500 8-Lug, 2/4WD
2001-05	Chevrolet Silverado/GMC Sierra 1500HD/2500, 2/4WD
Dodge	
2003-14	Dodge Ram 2500, 2500 Mega Cab Pick up, 4WD
2005-08	Dodge Power Wagon
2002-19	Dodge Ram 1500, 4WD
2000-02	Dodge Dakota And Durango, 4WD
1997-99	Dodge Dakota And Durango, 4WD
1994-01	Dodge Ram 1500, 2500

Year	Model
Ford	
1997-19	Ford F150 4WD
1997-02	Expedition 4WD
2000-04	Ford Excursion 4WD
1999-19	F250/F350 Super Duty 4WD
Jeep	
2018-19	JL Wrangler
2007-17	JK Wrangler Sport
	JK Wrangler Long Arm
1997-06	Jeep Wrangler Rock Crawler Comp.
	Jeep Wrangler Rock Crawler Standard
	Jeep Grand Cherokee
	Jeep Wrangler TJ 2.5"



Square Cree LED Lights

Compact, yet powerful LED lights are perfect for bumpers, hood, roof, etc. All-weather 24-watt, 2,000 Lumens LED lights feature a 15° spot pattern and are enclosed in durable die-cast housings. Sold per pair, complete with steel mounting brackets and wiring harness.



Part No.	Description
RCS70903	2" 30-Watt, 2,880 Lumens LED, 30° Spot Pattern
	2" 24-Watt, 2,000 Lumens LED, 15° Spot Pattern

50" Curved Cree LED Light Bar RCS72950



Rough Country's most powerful light bar boasts 23,040 lumens of illumination. Curved Cree 50" Light Bar floodlight/spotlight combo features a rugged die-cast aluminum housing that is both dustproof and waterproof. Sold complete with mounting brackets and wiring harness.

LED Light Bar RCS70920

Compact and easy to mount, LED light bars virtually turn night into day. Enclosed in a dust- and weatherproof rigid die-cast aluminum housing, 20" LED light bar provides 8,800 lumens in a 12° spot/60° flood combo pattern. Sold complete with mounting brackets and wiring harness.



Custom Light Bar Mounts



RCS70503

Custom fit light bar mounts are the ultimate solution for adding Rough Country lighting to popular Jeep models. Brackets feature an attractive, corrosion-resistant black powder coat finish.

Part No.	Description
RCS70503	Upper Windshield 50" Light Bar Mounts, 1997-06 Jeep TJ
RCS70504	Upper Windshield 50" Light Bar Mounts, 2007-17 Jeep JK

Ford 30" Cree LED Grille Kit RCS70532

Rough Country's grille mount kits for 2011-16 F-250/F-350 Super Duty models includes everything you need to mount our 30" single-row LED lights in the factory opening of the truck grille.



Synthetic Motor Oil

One of the best synthetics available for original equipment vehicles. Specially formulated SAE grades are suitable for everything from general transportation to budget-minded racing. A long-life oil, it keeps engines cleaner for better gas mileage and reduced oil consumption. One-quart container, unless specified. API certified.



Oil	1 Qt. Bottle	1 Case (6) 1 Qts.	5 Qt. Bottle	1 Case (3) 5 Qts.	1 Gallon Jug
30W	ROY01030	ROY06030	—	—	—
40W	ROY01040	ROY06040	—	—	—
50W	ROY01050	ROY06050	—	—	—
0W-20	ROY01020	ROY06020	ROY51020	ROY53020	—
0W-40	ROY11484	ROY06484	—	—	—
5W-20	ROY01520	ROY06520	ROY51520	ROY53520	—
5W-30	ROY01530	ROY06530	ROY51530	ROY53530	—
5W-40	ROY01540	ROY06540	—	—	—
10W-30	ROY01130	ROY06130	ROY51130	ROY53130	—
15W-40	ROY01154	ROY06154	—	—	ROY04154
20W-50	ROY31250	ROY36250	—	—	—

Max-EZ Power Steering Fluid

Max-EZ is a consistent high-performance power steering fluid that resists high temperatures and pressures that develop in power steering units. Non-foaming, Max-EZ actually reduces temperatures and increases pump life. Sold in one-quart bottles or a case.



1 Qt. Bottle	1 Case (12) Qts.
ROY01326	ROY12326

Manual Transmission Fluid Synchronax™

Synchromax™ is recommended for manual transmissions that require an automatic transmission fluid or motor oil. Improves shift quality over a wide temperature range and reduces gear noise. Sold in one-quart bottles or a case.



1 Qt. Bottle	1 Case (6) Qts.
ROY01512	ROY06512

Max-Gear Gear Oil

The ideal high-performance gear oil, Max-Gear has an impact absorbing, non-shearing molecular structure to reduce internal friction, resultant heat and wear. Sold in one-quart bottles or a case.



Description	1 Qt. Bottle	1 Case (6) Qts.
75W-90	ROY01300	ROY06300
75W-140	ROY01301	ROY06301

Purple Ice Radiator Super Coolant

Purple Ice reduces the surface tension of the coolant so it can penetrate the porous metal surfaces in vital heat transfer areas of the radiator. An exclusive ingredient, Molybdate, provides a protective coating for aluminum parts, preventing corrosion and erosion. Ideal for use where glycol (anti-freeze) is not used. Sold in 16-oz. bottle.



16 Oz. Bottle	1 Case (16) Oz.
ROY01600	ROY12600

MaxFilm®

Maxfilm is a high film strength, multipurpose, synthetic lubricant / penetrant that excels in a wide array of applications. Maxfilm deeply penetrates, cleans and loosens rusted parts. Once applied, its solvent carrier evaporates and leaves a tenacious, thixotropic lubricating film on all metal surfaces, providing long lasting protection against wear, rust and corrosion. Sold in 11-oz. can.



11 Oz. Bottle	1 Case (11) Oz.
ROY05000	ROY15000

Tru Fuel

This premixed fuel is engineered specifically for 2-cycle engines. It's a ready-to-use blend of high-octane, ethanol-free fuel, synthetic oil and performance enhancing additives that's engineered to optimize equipment performance and protect the engine.



Part No.	Description
ROY6525538	40:1 Pre-Mix, 32 Oz.
ROY6525638	50:1 Pre-Mix, 32 Oz.
ROY6527238	4-Cycle Pre-Mix, 32 Oz.

Max-Clean™ Fuel System Cleaner and Stabilizer

Max-Clean is a state-of-the-art synthetic fuel system cleaner that deeply penetrates and cleans injectors, carburetors, intake valves, and combustion chambers fuel economy and reduce emissions. Recommended treat rate and usage, 3,000 mile interval add 6 ounces to 20 gallons of fuel or 10,000 mile interval add 20 ounces to 20 gallons of fuel.



20-Oz. Bottle	6 x 20-Oz. Case
ROY11722	ROY11723

Max-Boost™ Octane Booster and Fuel System Stabilizer

Max-Boost is a high-performance octane booster and fuel treatment for racing applications that increases gasoline octane, reduces emissions, and enhances engine performance while stabilizing fuel. Max-Boost delivers the best octane enhancement to help eliminate engine damaging detonation, pre-ignition, and pinging or knocking from low octane gasoline. Raises octane rating up to 30 points or 3 numbers. One can of Max-Boost treats up to 25 gallons of gasoline. Max-Boost is a racing formula and is not street legal.



16-Oz. Bottle	6 x 16-Oz. Bottle
ROY11757	ROY06757

Max-Tane™ Diesel Fuel Injection Cleaner

Max-Tane is for year-round use in all types of light, medium, and heavy-duty diesel engines, and is compatible with any type or grade of diesel fuel, including #1 diesel and #2 diesel, biodiesel, and ultra-low-sulfur diesel (ULSD). 5 ounces treats 25 gallons.



20-Oz. Bottle	6 x 20-Oz. Bottle
ROY11755	ROY06755

Max-Atomizer™ Fuel Injector Cleaner 6oz. Bottle ROY18000

Royal Purple's Max-Atomizer is a fully-synthetic, highly concentrated, high-performance fuel injector cleaner. It is specially formulated to solve problems with today's direct injection engines, but can be used with any type of fuel injection. Max-Atomizer contains highly concentrated polyetheramine (PEA) detergents that quickly clean clogged and choked injectors, restoring 100% of injector flow. This optimizes injector spray patterns and better atomizes fuel as it enters the combustion chamber. The result is improved fuel economy, enhanced power and performance, reduced emissions, smoother idle, and quicker/easier starts. Max-Atomizer is the only fuel injector cleaner that also stabilizes ethanol, which is prone to chemical breakdown, potentially causing engine and fuel system issues.



1987-06 Jeep Wrangler YJ TJ Half Door Insert Kit

RUG11819.15

Black half-door inserts replace worn out factory half-door inserts. Sold in 3-packs (1 pack per door).



1955-06 Jeep CJ/Wrangler YJ/TJ Door Limiter Strap Kit

RUG12103.01

Adjustable nylon strap allows door to open to maximum desired position. Strap is manufactured with several pockets for the greatest range of adjustability. Can be used on half doors as well as full doors. Sold in pairs.




Headlight Bezel Kits



These easy-to-install black UV treated plastic headlight bezels attach to factory mounting points. Sold in pairs.

Part No.	Application
RUG12419.23	1997-06 Wrangler TJ, Black Headlight Bezel Kit
RUG12419.25	2007-18 Wrangler JK, Black Headlight Bezel Kit

Exterior Mirror Accessories And Components



RUG11025.04



RUG11025.13

Part No.	Description
RUG11025.04	2007-18 Wrangler JK, Mirror Relocation Bracket Kit, Black, Pair
RUG11025.10	1997-18 Wrangler TJ/JK, Quick Release Round Mirror Relocation Kit, Black, Pair
RUG11025.11	1997-18 Wrangler TJ/JK, Quick Release Relocation Mirror, Round Left Or Right, Black, Each
RUG11025.12	1997-18 Wrangler TJ/JK, Quick Release Rectangular Mirror Kit, Black, Pair
RUG11025.13	1997-18 Wrangler TJ/JK, Quick Release Rectangular Mirror, Left Or Right, Black, Each
RUG11025.14	1997-18 Wrangler TJ/JK, Quick Release Rectangular Mirror, Left Or Right, Textured Black, Each
RUG11025.16	1997-18 Wrangler TJ/JK, Quick Release Round Mirror Kit, Textured Black, Pair
RUG11025.18	1997-18 Wrangler TJ/JK, Quick Release Rectangular Mirror Kit, Textured Black, Pair
RUG11025.22	1997-18 Wrangler TJ/JK, Stubby Rectangular Trail Mirror Kit, Textured Black, Pair

Trail Mirrors for Jeep Wrangler JL/JL Unlimited

Hitting the trails with the doors off your Jeep can be fun, but it normally means leaving your side-view mirrors behind, too, putting you at risk of running into trouble with the law. These trail mirrors bolt on to the windshield hinges and can be used with the windshield up or down. Fully adjustable and finished with satin black powder coat, they are available in either round or rectangular format. Sold individually, they can be installed on either left or right side and include all required mounting hardware.



Part No.	Description
RUG11025.23	Round Trail Mirror for Jeep Wrangler JL and JLU (each)
RUG11025.24	Rectangular Trail Mirror for Jeep Wrangler JL and JLU (each)

1997-06 Wrangler TJ • Windshield Tie Down Kit

RUG11104.03

304 stainless steel construction makes this five-piece black windshield tie-down kit virtually rust-proof. Kit includes one foot-man loop, two hood bumper accents, two washer nozzle covers, and all necessary hardware.



Door Hinge Kits

Part No.	Description
RUG11113.02	1987-06 Wrangler TJ, Four-Piece Stainless Steel Door Hinge Kit
RUG11113.04	1976-06 CJ/Wrangler, Polished Stainless Steel Lower Door Hinges, Pair
RUG11202.01	1987-06 Wrangler TJ, Black Powder Coated Door Four Piece Hinge Kit
RUG11202.03	1976-06 CJ/Wrangler, Black Powder Coated Lower Door Hinges, Pair
RUG11202.07	1999-06 Wrangler TJ, Door Hinge Insert Kit, Brass Four Piece (2 per door)



RUG11210.01

Hood Latch Kits

Part No.	Description
RUG11210.01	1941-95 Jeep CJ/Wrangler YJ, Black Powder Coated Hood Latch Kit, Pair
RUG11210.11	2007-18 Wrangler JK, Black Aluminum Hood Latch Kit, Pair
RUG11210.15	1997-06 Wrangler TJ, Black Aluminum Hood Latch Kit, Pair
RUG11210.17	2007-18 Wrangler JK, Black Powder Coated Textured Aluminum Hood Latch Kit, Pair




RUG11216.01

Door Sill Protectors

Part No.	Description
RUG11216.01	1997-06 Wrangler TJ, Door Sill Protectors, Black Powder Coated Steel, Pair
RUG11216.20	2007-18 Wrangler JK Two Door, Thermoplastic Door Sill Protectors, Pair
RUG11216.21	2007-18 Wrangler JLU Four Door, Thermoplastic Door Sill Protectors, Front And Rear
RUG11216.22	1997-06 Wrangler TJ, Black ABS Plastic Door Sill Protectors, Pair

License Plate Mounting Bracket Kits

These brackets allow mounting a license plate on the front of the winch fairlead. Easily removable when it's time to use the winch.



Part No.	Description
RUG11238.05	License Plate Mounting Bracket for Roller Fairleads, Includes Mounting Hardware
RUG11238.07	License Plate Mounting Bracket for Hawse Fairlead, Includes Mounting Hardware

Tail Light Guards



Part No.	Description
RUG11226.01	1976-06 Jeep CJ/Wrangler YJ/TJ, Euro-Style Black Powder Coated Steel, Pair
RUG11226.02	2007-18 Wrangler JK, Euro-Style Black Powder Coated Steel, Pair
RUG11226.04	2007-18 Wrangler JK, Elite Guard Black Brushed Aluminum, Pair
RUG11226.05	2007-18 Wrangler JK, Elite Guard Black Aluminum, Pair
RUG11226.11	2007-18 Wrangler JK, Euro-Style Textured Black Powder Coated Steel, Pair

Gas Cap Doors



Part No.	Description
RUG11229.01	1997-06 Wrangler TJ, Non-Locking, Black Semi-Gloss Powder Coat
RUG11229.02	2007-18 Wrangler JK, Non-Locking, Black Semi-Gloss Powder Coat
RUG11229.03	2007-18 Wrangler JK, Locking, Black Semi-Gloss Powder Coated Steel
RUG11229.05	2007-18 Wrangler JK, Non-Locking, Textured Black Semi-Gloss Powder Coat
RUG11229.06	2007-18 Wrangler JK, Locking, Textured Black Semi-Gloss Powder Coated Steel
RUG11425.05	2007-18 Wrangler JK, Non-Locking, Black Aluminum
RUG11425.12	2007-18 Wrangler JK, Elite, Non-Locking, Textured Satin Black Powder Coated Aluminum

Headlight, Turn Signal, And Side Marker Guards



Part No.	Description
RUG11230.12	2007-18 Wrangler JK, Elite Euro Headlight Guards, Black Textured Aluminum, Pair
RUG11230.13	2007-18 Wrangler JK, Elite Euro Pivotal Headlight Guards, Black Textured Aluminum, Pair
RUG11231.26	2007-18 Wrangler JK, Elite Euro Turn Signal Guards, Black Textured Aluminum, Pair
RUG11231.27	2007-18 Wrangler JK, Elite Euro Side Marker Guards, Black Textured Aluminum, Pair


D-Ring Shackle Kits And Accessories



Part No.	Description
RUG11234.01	Receiver Mounted 3/4" Pin Black D-Ring Shackle Assembly, Fits 2" Receiver, 9,000 Lb. Capacity
RUG11235.04	D-Ring Shackle Kit, 3/4" Pin, Black, 9,500 Lb. Working Load Limit, Pair
RUG11235.06	D-Ring Shackle Kit, 7/8" Pin, Black, 13,500 Lb. Working Load Limit, Pair
RUG11235.08	D-Ring Shackle Kit, 3/4" Pin, Red, 9,500 Lb. Working Load Limit, Pair
RUG11235.10	Snatch Block Pulley, Accepts Up To 3/8" Diameter Cable or Synthetic Rope, 20,000 Working Load Limit
RUG11235.30	D-Ring Shackle Isolator Kit, Fits 3/4" Rings, Includes Two Black Rubber Isolators And Four Washers

Grille Insert Kits


Custom-made, black UV-treated plastic inserts that resist fading, cracking, and warping. Simple snap-in installation with no drilling tools required.



Part No.	Application
RUG11306.03	1997-06 Wrangler TJ, Seven Piece Black Insert Kit
RUG11306.30	2007-18 Wrangler JK, Seven Piece Black Insert Kit, Will Not Fit With Factory Grille Inserts
RUG11306.31	2007-18 Wrangler JK, Seven Piece Black Perforated Insert Kit, Will Not Fit With Factory Grille Inserts

Mesh Grilles

These black powder coated metal inserts are designed to mount behind the vehicle's grille. Kits include corrosion-resistant hardware and five year limited warranty. Will not work with factory grille inserts.



Part No.	Application
RUG11401.31	2007-18 Wrangler JK, Mesh Design
RUG11401.32	2007-18 Wrangler JK, Perforated Metal Design

2007-18 Wrangler JK Spartan Grille RUG12034.01

This complete satin black grille assembly features interchangeable inserts that allow the owner to customize the front of his vehicle



The injection-molded grille can be painted to match the original color and has a larger front opening to provide increased air flow, resulting in lower engine temperatures at slow speeds.

Portable LED Courtesy Light RUG11309.02

Self-contained clip-on LED light easily mounts to sun visor for added interior light or under the hood for emergency night-time repairs.



Storage Pouch/ Sunglass Holder RUG12101.52

Black universal storage pouch easily attaches to sport bar using hook-and-loop fasteners. No drilling required.



Bug Deflectors



Constructed of durable scratch-resistant acrylic, these wind and bug deflectors easily install with high-quality automotive-grade tape.

Part No.	Application
RUG11348.02	2007-18 Wrangler JK, Matte Black Wraparound Hood Bug Deflector
RUG11350.02	2007-18 Wrangler JK, Smoke Wraparound Hood Bug Deflector

2007-18 Wrangler JKU Side Window Rain Deflectors RUG11351.12

Featuring a durable scratch-resistant 2mm thick smoked acrylic and a low-profile design for a precise fit, these deflectors let the fresh air in, keep the rain out, and reduce wind noise when the windows are open. Easy tape-on installation. Four-piece kit.



2007-18 Wrangler JK Side Window Visor Kit RUG11349.12

This 4-pc set of matte black window visors allow opening a window for ventilation while remaining dry. Easy tape on installation.



2007-18 Wrangler JK CB Radio Mounting Bracket RUG11503.95

This bracket conveniently mounts over the rear-view mirror for easy radio access. Manufactured from black powder coated steel. Minor drilling required for 2007-10 Wrangler JK, no drilling required for 2011-up Wrangler JK.



Tube Doors

Designed to add a rugged, open-air feel to the Jeep Wrangler JL and JLU, these doors are designed for easy installation and years of tough service. They are made of heavy-duty 2" OD steel tubing with a contoured steel latch plate, and welded for rugged, rattle-free performance, on-road and off. Front doors feature a predrilled mounting plate for factory style side mirrors, and each door is shipped fully assembled with a secure rotary latch and factory-style hinge pins. They are black powder coated for weather resistance and covered by Rugged Ridge's 5-year limited warranty. Sold in pairs.



Part No.	Description
RUG11509.10	2007-18 Front Tube Doors for Wrangler JL and JLU (Pair)
RUG11509.13	2018 Front Tube Doors for Wrangler JL and JLU (Pair)
RUG11509.14	2018 Rear Tube Doors for Wrangler JLU (Pair)

Tube Bumper End Cap RUG11525.01

Three-inch round plastic, tubular bumper end caps. Fit most three-inch bumpers. Each.




2007-18 Wrangler JK Third Brake Light Extension Kit RUG11546.23

This black powder coated steel bracket adds two inches of height to the third brake light. The additional height lifts the brake light over a 33-34 inch tire. Includes all necessary installation hardware.



2007-18 Wrangler JK Heavy-Duty Tire Carrier Kit RUG11546.50

Designed to provide the ultimate in strength and stability when mounting oversized wheels and tires on the back of the Wrangler JK. The die-cast aluminum hinge casting provides maximum strength without the excess weight of steel. The one-piece design maintains one-handed access to the cargo area and rigidly links the wheel mount to the reinforced section of the rear quarter panel. Forged steel hinge brackets and hardened steel pins The wheel mount lifts the mounting position and adds depth and tilt adjustability for large diameter and wider tire options. Rated for up to and including 37" wheel-tire combinations. Includes adjustable third brake light bracket. Compatible with OE and most aftermarket rear bumpers. Black powder coated. No drilling required.



Spartacus HD Tire Carrier Hinge for Jeep Wrangler JL and JL Unlimited RUG11546.56

An oversized spare tire can put a lot of strain on the factory tailgate hinges, especially when off-roading. The Spartacus HD Tire Carrier Hinge is designed to handle the extra weight of oversized spares under the most extreme conditions. Made of precision die-cast aluminum with forged steel brackets and hardened steel hinge pins for maximum strength without excess weight, this one-piece hinge assembly is a direct replacement for the factory hinges, and allows easy, one-handed access to the rear cargo area. Installs with no drilling required and is compatible with OE and most aftermarket rear bumpers. Fits 2018-19 Wrangler JL



1987-06 Wrangler YJ / TJ / LJ Heavy-Duty Spare Tire Mount RUG11585.01

Constructed from 1/4" steel plate, this mount relocates the tire out an additional 2" for larger tire clearance. Attaches to the tailgate in factory mount location. No drilling or modifications required.



LED Third Brake Light Ring

LED ring adds a brilliant ring of torch-red LED's behind the spare tire. Designed to work with various rim diameters from 15" to 20" having a 5-lug bolt pattern with 4.5", 5", or 5.5" spacing. Manufactured with waterproof connectors for reliable operation in all weather conditions.



Part No.	Description
RUG11585.04	Fits Jeep CJ/YJ/TJ and JK models
RUG11585.06	Fits 2018-19 Wrangler JL.

2007-18 Wrangler JK Off-Road Jack Mounting Brackets

Part No.	Description
RUG11586.01	Tailgate Mount Brackets, Black Textured Steel, Attach To Factory Tailgate Hinges, Drilling Required, Include Attaching Hardware
RUG11586.04	Hood Mount Brackets, Black Textured Powder Coated Aluminum, Include Attaching Hardware



2007-18 Wrangler JK Hurricane Flat Fender Flare Kit RUG11640.10

Hurricane Flat Fender Flare incorporates a unique double bolt pocket that combines the popular modern pocket style with the traditional flat fender design first found on the 1941 Willys MA. Constructed from durable black TPE plastic that can be left unfinished or painted to match the factory paint.



Each kit contains two sets of corrosion-resistant fasteners, one stainless steel and one black so owners can personalize the final look to their tastes. All mounting hardware is included. Four-piece kit.

Body Armor

Constructed of black diamond plate-looking UV-treated thermoplastic for the coolest, toughest looking upgrade for any Jeep. Attaches with ultra strong 3M tape to ensure a secure fit (front guard also may require some under hood drilling).



Part No.	Description
RUG11650.05	1997-06 Wrangler TJ, Body Armor Rocker Side Panel Kit, Pair
RUG11651.17	2007-18 Wrangler JK, Body Armor Hood Guard
RUG11651.18	2007-18 Wrangler JK/JKU, Body Armor Cowl Panel, Pair

2007-18 Jeep Wrangler JKU Door Handle Recess Guard Kit RUG11651.26

Five-piece set of black ABS plastic guards. Attaches with pre-applied double sided tape.



1997-06 Jeep Wrangler TJ Door Spring Kit RUG11819.01

This pair of springs keep interior lights off when the doors are removed.



Floor Liners


Custom fit black thermo-plastic floor liners with a raised lip to capture all spills and debris. Manufactured with patented Chevron-shaped deep tread technology to channel liquids away from shoes.



Part No.	Application
Front Floor Liners	
RUG12920.36	2018-19 Wrangler JL/JLU, Black, Pair
RUG12920.01	2007-13 Wrangler JK/JKU, Black, Pair
RUG12920.03	2014-18 Wrangler JK/JKU, Black, Pair
RUG12920.21	1976-95 Jeep CJ5, CJ7, CJ8, Black, Pair
RUG82901.04	2014-18 Chevrolet/GMC SUV And Pickup, Black, Pair
RUG82902.30	2012-16 Ford F-250/F350 Super Duty, Black, Pair
RUG82902.33	2015-18 Ford F-150, Black, Pair
RUG82903.05	2012-18 Ram 1500-3500, Black, Pair
RUG82903.08	2010-18 Ram 1500-3500 Megacab And Crew Cab, Black, Pair
Rear Floor Liners	
RUG12950.48	2018-19 Wrangler JLU, One Piece, Black, Single
RUG12950.01	2007-18 Wrangler JKU, One Piece, Black
RUG12950.02	2007-18 Wrangler JKU, Black, Pair
RUG12975.03	2011-18 Wrangler JK/JKU
Front/Rear Floor Liners	
RUG12987.01	2007-18 Wrangler JKU, Black
RUG12987.04	2007-18 Wrangler JK 4 Door, Black
RUG12987.10	1997-06 Wrangler TJ, Black 2004-06 Wrangler LJ Unlimited, Black
Complete Floor Liners	
RUG12988.04	2011-18 Wrangler JKU, Front/Back/Cargo Area, Black
Cargo Area	
RUG12988.04	2018-19 Wrangler JLU, Cargo Area, Black Single

2011-18 Wrangler JK/JL Console Cover RUG13107.42

Black polyurethane foam center console cover.



2011-18 Wrangler JK/JKU Arm Rest Cover RUG13108.01

Black neoprene arm rest pad and slip-on cover.



1976-95 Jeep CJ/ Wrangler YJ Seat Slider

RUG13201.03

Steel seat slider track kit.
Fits either right or left side.



2007-18 Wrangler JKU 3C Rear Cargo Cover

RUG13260.01

Configurable Cargo Cover (3C) offers complete protection of rear cargo area. Built-in front curtain wall helps keep unwanted items and pets from entering the front seat area. Fits 4-door 2007-18 JKU models without subwoofer and 2015-18 with subwoofer.



1955-18 Jeep CJ/Wrangler YJ/ TJ/JK/JL Deluxe Grab Handle Kit

RUG13305.02

Black deluxe grab handles fit all 1955-18 Jeep sport bars and 3" roll cages with padding. Sold in pairs.



2001-18 Wrangler JKU Grab Handles

RUG13305.14

Rear side grab handles offer easy entry and exit. Easily attach directly into factory mounting holes with original hardware. They also double as front seat grab handles by easily attaching to the windshield pillar with supplied hardware. Sold in pairs.



Ultimate Grab Handle Kits

Constructed of tough nylon webbing with a molded sure-grip handle. Designed to fit all 2" or 3" padded or unpadded roll bars and available in either black or red. Sold in pairs.



Part No.	Description
RUG13505.03	1955-18 Jeep CJ/Wrangler, Red
RUG13505.04	1955-18 Jeep CJ/Wrangler, Black

Paracord Grab Handle Kits

These unique looking grab handles are constructed of durable 550 nylon parachute cord that is woven into a brawny "Double Cobra" style knot. Each handle secures to a two or three-inch diameter roll bar with heavy-duty hook-and-loop straps for a firm and stable fit. Available in a variety of color combinations, black on black, red on black, or gray on black. Sold in pairs.



Part No.	Description
RUG13505.30	1955-18 Jeep CJ/Wrangler, Black On Black
RUG13505.31	1955-18 Jeep CJ/Wrangler, Red On Black
RUG13505.32	1955-18 Jeep CJ/Wrangler, Gray On Black

1955-18 Jeep CJ's/YJ/TJ/JK/JL Fire Extinguisher Holder

RUG13305.21

Special designed holder incorporates thick nylon web straps that secures fire extinguisher to the roll bar. Straps are fully adjustable and secure with hook and loop fasteners. This easy-to-use holder works with 3" roll bars, with or without padding. Holds one 3 lb. fire extinguisher (not included).



Fire Elite Extinguisher Holder for 76-current Jeep CJ/Wrangler

RUG11238.40

Be prepared for emergencies by keeping a fire extinguisher close at hand in your Jeep. An attractive, textured black powder coated billet-style cast aluminum body provides great looks while a stainless steel spring-release mechanism permits easy one-handed access. Designed to work with most 2.5-lb. round fire extinguishers, the holder can mount directly to a roll bar tube or to any flat surface with the included hardware. Fire extinguisher not included.



1976-95 Jeep CJ/Wrangler YJ Cup Holder

RUG13306.01

This textured black durable cup holder, constructed of durable rigid ribbed plastic, easily mounts to the windshield frame using factory hardware. Uses factory bolts, no drilling required.



1978-95 Jeep CJ/Wrangler YJ Cowl Vent Scoop

RUG13307.01

This black UV-treated plastic air induction scoop forces more air into the Jeep ventilation system increasing interior ventilation up to 60 percent. Installs over factory hood vent without drilling. For maximum air flow, the scoop should be mounted facing the windshield.



2007-18 Wrangler JK/JKU Elite Door Handle Inserts

RUG13311.53

These lightweight cast aluminum door handle inserts feature a unique tread style pattern with a brushed finish and black recesses. Kit includes 5 inserts for all doors and rear tailgate. Simple installation with double-sided automotive tape.



Winch Cover

RUG15102.02

Manufactured from durable black vinyl with reinforced grommets. Fits Rugged Ridge 8,500 lb., 10,500 lb., and 12,500 lb. winches.



Winch Cable Stopper

RUG15102.05

Molded lightweight polyurethane cable stopper gives user an estimate of the distance the cable can be reeled in before possibly damaging the fairlead and winch cable or rope. Fits most off-road and UTV winches.



Interior Accessories



Part No.	Description	
RUG13551.13	RUG17235.03	RUG17235.58
CB Radio Dash Mount Kit		
RUG13551.09	1997-06 Wrangler TJ/LJ	
Multi-Use Dash Mount Brackets		
RUG13551.11	2011-18 Wrangler JK	
RUG13551.16	Cell Phone Kit, 2011-18 Wrangler JK	
RUG13551.17	Cell Phone Kit, 2007-10 Wrangler JK	
RUG13551.19	Cell Phone Kit, 1997-06 Wrangler TJ/LJ	
Cell Phone Mount		
RUG13551.13	Works With RUG13551.11 Dash Mount Bracket	
Eclipse Roof Sun Shades		
RUG13579.04	2007-18 Wrangler JK Two Door, Black Mesh	
RUG13579.05	Eclipse Roof Sun Shade, 2007-18 Wrangler JKU Four Door, Full Length Black Mesh	
RUG13579.06	Eclipse Roof Sun Shade, 2007-18 Wrangler JK Two Door, Full Length Black Mesh	
Two Position 20 Amp Rocker Switch		
RUG17235.03	Black Base Blue Indicator Light, Each	
A-Pillar Pod Switch Kits		
RUG17235.58	Four Pre Cut Switch Holes, Does Not Include Switches, Black, 2011-18 Wrangler JK	
RUG17235.96	Includes Four Rocker Switches, Dark Charcoal, 2011-18 Wrangler JK	
RUG17235.71	Includes Four Rocker Switches, Black, 2011-18 Wrangler JK	

Driving Light Kit RUG15209.01

This bright, waterproof, 3.5-inch round, 18-watt LED light has a driving beam pattern and puts out 1040 lumens of light. Lights are installed in black powder-coated aluminum housings with weather-tight connectors. The Epistar bulbs have a 30,000 hour life, providing a stable light output for many hours of use. Kit includes mounting bracket and attaching hardware.



2007-18 Wrangler JK/JL XHD Black Satin Custom Wheel RUG15301.01

This Hub-centric design exactly centers the wheel over the hub providing the best fit possible and the proper clearance for brake rotors, steering, and suspension components. Each wheel includes a UV-treated polished center cap that replicates a manual hub for that off-road look. Rugged Ridge wheels have been independently tested and certified to meet/exceed SAE J2530 standards for wheel strength and durability. These 17" x 9" wheels have 4.53" backspacing, 5" x 5.00" bolt pattern, and -12mm offset.



Black Lug Nuts Set Of 20 RUG16715.23

This 20-piece set of black lug nuts has a 19mm hex head and 1/2"-20 thread. Each lug nut is double-coated for high corrosion resistance to combat rust in any environment.



Antennas And Accessories



Part No.	Description
13" Rubber-Coated Stubby Antennas	
RUG17212.08	1997-06 Wrangler TJ/LJ
RUG17212.10	2007-18 Wrangler JK/JKU/JL
Die-Cast Aluminum Antenna Bases	
RUG17212.13	Textured Black Powder, 2007-18 Wrangler JK/JL
RUG17212.14	Die-Cast Aluminum, Red Powder Coated, 2007-18 Wrangler JK/JL
RUG17212.15	Paintable Raw Finish, 2007-18 Wrangler JK/JL

D 2012-18 Wrangler JK Exhaust Y-Pipe Spacer Kit RUG17606.76

Jeep Wrangler JK's with 2.5" or more of lift have issues with their front driveshaft making contact with the exhaust Y-Pipe, melting the CV boot and causing the driveshaft to fail prematurely. This spacer kit for the 3.6L Wrangler helps move the Y-pipe further back and increases the amount of front suspension travel from 2.5" to over 5.5". These spacers install on the flanges between the front headers and Y-pipe. All necessary hardware needed for installation is included in the kit.



1984-06 Jeep TJ/XJ/ZJ Heavy-Duty Tie Rod And Drag Link Kit RUG18050.82

This bolt-on heavy-duty steering kit prevents bent tie rod ends, caused by the installation of larger tires and wheels. The tubes are 1-1/4" OD steel that is cold-rolled, pierced, and drawn through dies to produce a 1/4" wall thickness. Heavy-duty 7/8" rod ends feature standard tapered ends to fit stock knuckle applications. Kit includes four tie rod ends, two tie rods, and steering dampener bracket. Will not work with factory Rubicon wheels or wheels with a flat-style face. Not recommended for vehicles with over 4" of lift.



Spare Tire Covers



Part No.	Description
RUG772901	Black vinyl wrap-around spare tire cover fits 27"-29" tires.
RUG12802.01	Black vinyl-coated polyester tire cover fits 30"-32" tires

Dash Multi-Mount System RUG13551.23

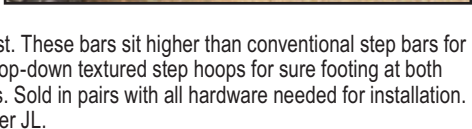
With a universal ball mount for a cell phone or GPS, a tripod-style stud mount for a camera, and two deep storage pockets, the Dash Multi-Mount System is one of the most versatile interior accessories available today. Designed to fit securely across the Jeep Wrangler JL's top center dash recess, the system adds convenient storage for small objects and keeps electronics readily at hand. Fits 2018-19 Wrangler JL.



Spartan Nerf Bars for Wrangler JL Unlimited

RUG11596.04

Want the tough off-road attitude of a lifted Jeep but don't want to need a step ladder to get in and out? Spartan Nerf Bars provide that go anywhere, do anything look while allowing easy access to your Wrangler JLU. Made with a .084" wall 3" O.D. steel primary tube and 3-stage powder coated to last. These bars sit higher than conventional step bars for a clean look, with drop-down textured step hoops for sure footing at both front and back doors. Sold in pairs with all hardware needed for installation. Fits 2018-19 Wrangler JL.



XHD Rock Sliders for Wrangler JL Unlimited

RUG11504.32

Any off-roader will tell you that the lower rockers and pinch seams are among the most damage-prone areas of a Jeep. The XHD Rock Sliders help protect these sensitive areas while providing a convenient step for easier access. Made with 3mm thick CNC-cut steel, these sliders create a tough boxed rail section that stands up to rocks and logs, and are black powder coated for corrosion resistance. A soft foam backing protects the factory paint, and they will work with all stock and most aftermarket fender flares. No drilling required, all hardware included. Sold in pairs. Fits 2018-19 Wrangler JL.



RRC Rocker Guards for Wrangler JL Unlimited

RUG11504.36

Protect the rockers and sides of your Jeep Wrangler JLU from boulders, trees, and other obstacles. The RRC Rocker Guard fits tight up against the side of the Jeep for added ground clearance, with a special side hoop for additional protection. The special no-drill, frame-mounted design provides sturdy, bounce-free installation while keeping the mounts above the frame bottom for added clearance and to prevent damage. Black powder coated steel for rust and corrosion resistance. Sold in pairs with all needed installation hardware included. Fits 2018-19 Wrangler JL.



XHD Hood Catches for Wrangler JL and JL Unlimited

Replace the factory hood catches with these tough, durable upgrades, and eliminate that annoying hood flutter, too! Heavy-duty cast aluminum construction and an adjustable torsion rod ensure proper fit and provide a serious heavy-duty appearance. Powder-coated for lasting great looks, they are available in black, textured black, or silver finishes. Sold in pairs with all needed mounting hardware, they install in less than an hour with simple hand tools.



Part No.	Year	Color
RUG11210.27	2018-19 XHD Hood Catches	Textured Black
RUG11210.21	2018-19 XHD Hood Catches	Black
RUG11116.21	2018-19 XHD Hood Catches	Silver
RUG11116.21	2018 Aluminum Hood Catches JL/JLU,	Silver
RUG11210.21	2018 Aluminum Hood Catches JL/JLU,	Black
RUG11210.27	2018 Aluminum Hood Catches JL/JLU,	Textured Black

2007-18 Wrangler JK/JKU Trailer Hitch Kits

These 2" receivers mount directly to the factory mounting points, eliminating any drilling or frame modifications. The one-piece welded assemblies have a towing capacity of 2,500 lbs. Manufactured with black powder coated finish which assures a long-lasting, rust-free finish and cutout for mounting the factory wiring harness. Wiring harness is included for vehicles that do not have a factory-installed harness.



Part No.	Description
RUG11580.51	Includes Wiring Harness
RUG11580.52	Includes Wiring Harness And Jeep Logo'd Hitch Plug
RUG11580.54	Includes Drawbar, Hitch Pin, Wiring Harness, And 2" Chrome Ball

Receiver Hitch for Jeep Wrangler JL and JL Unlimited



RUG11580.11

Pulling a trailer with your Jeep doesn't have to mean giving up the factory bumpers or other equipment. This one-piece welded 2" receiver assembly is built for strength, and with a 3,500-lb. towing capacity and 350-lb. tongue weight to match the towing capacity of the JL, it will help you get gear where it needs to go. Black powder coated to resist rust, it includes all the hardware needed for installation. Fits 2018-19 Wrangler JL.

2007-18 Wrangler JK Trailer Wiring Harness Kit

RUG17275.01
Plug-and-play trailer hitch wiring harness.



Neoprene Seat Protectors for 07-Newer Jeep Wrangler JK and JL

RUG13235.30

Protect seats from the elements, spills, and wet clothing while adding convenient storage. Stylish black neoprene seat protectors feature a cushioned center, back storage pockets, and a removable cup holder. Can be used in Wrangler JK and JL models with or without side airbags. Easy to install and protected by a 5-year limited warranty. Sold in pairs.



Elite Hard Top Quick Removal Kit for 2-Door 2007-Current Jeep Wrangler JK/JL

RUG13510.15

Stop fighting with those Torx-head screws when you want to remove the hard top from your Jeep Wrangler JK or JL! Durable, stylish cast-aluminum thumb-screws with Rugged Ridge's distinctive Elite styling allow quick removal without tools. Available for both 2-door and 4-door models. Includes all hardware needed for installation.



Part No.	Description	Application
RUG13510.15	Elite Hard Top Quick Removal Kit	2-door 2007-current Jeep Wrangler JK/JL
RUG13510.16	Elite Hard Top Quick Removal Kit	4-door 2007-current Jeep Wrangler JK/JL

Eclipse Sun Shades for Jeep Wrangler JL Unlimited


Enjoy that open-air, top-down feeling while escaping intense, direct sun. Available in 3 different formats, Eclipse Sun Shades for the Wrangler JLU install easily and can be left in place under the soft or hard top, allowing drivers to take advantage of sunny days anytime. The front style and hard-top versions fit between the windshield and the front of the sport bar to provide shade to front-seat passengers. The full version runs from the windshield to the back of the sport bar, providing front- and back-seat protection. Made with tough reinforced black mesh and integrated straps, they are covered by a Rugged Ridge's 5-year limited warranty. Fits 2018-19 Wrangler JL.

Part No.	Description
RUG13579.71	Eclipse Sun Shade with Soft Top, Front
RUG13579.72	Eclipse Sun Shade Soft Top, Full
RUG13579.73	Eclipse Sun Shade Hard Top, Front



S-A Design Books

S-A offers a full complement of technical books to help the beginner or seasoned enthusiast. Each softbound book is packed full of informative photos and illustrations.



Part No.	Description
SABSA86	How To Build HP Chevy LS1/LS6 Motors
SABSA103	How to Build And Modify High-Performance Manual Transmissions
SABSA140	GM Automatic Overdrive Transmission
SABSA147	How To Rebuild GM LS Series Engines
SABSA156	How To Swap GM LS-Series Engines
SABSA160	Automotive Wiring And Electrical Systems
SABSA161	Designing And Tuning High Performance Fuel Injection Systems
SABSA166	Automotive Bodywork And Rust Repair
SABSA170	High Performance Differentials, Axles And Drivelines
SABSA186	How To Rebuild GM Turbo 400 Transmissions
SABSA213	How To Rebuild Ford Diesel Engines, 1994-07
SABSA204	Performance Automotive Engine Math
SABSA227	How To Rebuild And Modify Ford C4 And C6 Transmissions
SABSA249	Ford Differentials How to Rebuild 8.8 & 9 Inch

Part No.	Description
SABSA253	Jeep/Dana & Chrysler Differentials
SABSA279	Ford AOD Transmission; Rebuilding and Modifying
SABSA294	Jeep 4.0L Engines How To Rebuild and Modify
SABSA310	GM Differentials How To Rebuild The 10 & 12 Bolt
SABSA343	Weld Like A Pro Beginning To Advanced
SABSA389	Chrysler A-833 Transmissions: How to Rebuild and Modify, 128 Pages NEW!
SABSA405	Jeep Wrangler JK 2007, Present Performance Upgrades, 144 Pages NEW!
SABSA413	LS Gen IV Engines 2005, Present: How to Build Max Performance, 144 Pages NEW!
SABSA418	How to Build New Hemi Performance on the Dyno: Optimal Parts Combos for Max Horsepower, 144 Pages NEW!
SABSA427	Jeep TJ 1997-2006: How to Build and Modify, 144 Pages NEW!



Livewire TS+ Pre-Loaded Performance Tuner And Monitor SCT5015P

The new Livewire TS+ features Pre-Loaded Dyno Proven Tune Files, a 4" color touch screen display, a rear view camera input, built-in performance calculator and holds up to 10 custom tunes for maximum tune flexibility. Reads/clears DTC trouble codes. User adjustable vehicle parameters and graphics. Color touch screen and switch on the fly features on some models.



Year	Model	Engine
Ford		
2007-13	Edge	3.5L
2011-13	Edge	3.7L
2013-16	Escape	1.6L
2001-04	Escape	2.0L
2013-15	Escape	2.0L
2005-07	Escape	2.3L
2001-12	Escape	3.0L
2000-05	Excursion	5.4L
2003-05	Excursion	6.0L
2000-05	Excursion	6.8L
2000-03	Excursion	7.3L
2015-16	Expedition	3.5L
1997-04	Expedition	4.6L
1997-14	Expedition	5.4L
2011-16	Explorer	3.5L
2013-16	Explorer	3.7L

Year	Model	Engine
Ford Cont.		
1996-10	Explorer	4.0L
2002-10	Explorer	4.6L
1996-01	Explorer	5.0L
2015-19	F-150	2.7L
2011-16	F-150	3.5L
2011-14	F-150	3.7L
1997-08	F-150	4.2L
1997-10	F-150	4.6L
2011-19	F-150	5.0L
1997-10	F-150	5.4L
2010-14	F-150	6.2L
1999-03	F-Series Super Duty	7.3L
2003-07	F-Series Super Duty	6.0L
2008-10	F-Series Super Duty	6.4L
2011-16	F-Series Super Duty	6.7L
2009-15	Flex	3.5L

iTSX Wireless Tuner SCT4015

The New iTSX Wireless Tuner is engineered to unlock Ford 1996-2016 gas and diesel hidden performance potential through wireless recalibration of its computer for maximum horsepower, torque, and throttle response. The first and only "Made for iPod - iPhone - iPad" vehicle tuner and OBD-II monitoring product on the market.



GTX Performance Tuner And Monitor SCT40460S

Preloaded with multiple tuning levels, this performance tuner also has the ability to hold up to 20 custom tunes. This super responsive unit features a 5" glass touch screen and the ability to monitor, store and delete diagnostic trouble codes along with being able to log vehicle performance and play back at a later date. Important vehicle functions that can be adjusted include speed limiter, rev limiter, idle, traction control and transmission shift firmness. Fits various gas and diesel vehicles.



X4 Power Flash Programmer

The SCT x4 Power Flash unlocks your vehicle's hidden performance by optimizing your vehicle's computer for maximum horsepower and torque in minutes. Provides improved throttle response, firmer shifts, and even increased fuel mileage using pre-loaded, dyno-proven tunes, or store up to 10 custom tunes with user adjustable parameters. The WiFi-equipped unit with full-color LCD display even allows high-speed data logging/monitoring and reads/clears trouble codes.



Part No.	Description
SCT7015	1996-2019 Ford Trucks - Gas and Diesel
SCT7416	1999-2016 GM Trucks - Gas and Diesel
SCT7215	1996-2014 Dodge and Jeep

BDX Performance Programmer SCT40490

With the ability to adjust over 20 vehicle functions, monitor engine parameters in real time, read/clear DTC codes along with increasing horsepower and torque, this performance programmer unlocks each vehicle's true potential. Quick and easy installation via the vehicles OBDII port allows selecting from multiple SCT tuning levels or load up to 20 different custom tune files from authorized SCT custom tuning dealers. Built-in Wifi capability allows users to upload and download tunes over the cloud. Fits various gas and diesel vehicles.



Funnels

Durable polyethylene funnels are available in round or D-shapes in 14" and 8" sizes. The D-shaped funnel stores more easily and will not roll. Both styles have large lips around the edge to prevent liquids from backing up and out of the funnel.



Part No.	Description
SCR6110R	14" Red D-Shaped Funnel
SCR6112R	14" Red Round Funnel
SCR6113R	8" Red Round Funnel
SCR6114R	8" Red D-Shaped Funnel
SCR6115R	14" Red 45° D-Shaped Funnel
SCR6115Y	14" Yellow 45° D-Shaped Funnel
SCR6119	Red Funnel Filter (115 Micron)



5 Gallon Explorer Jug

The Explorer Jug holds 5 gallons of fluids or dry goods. The square compact design is molded from heavy wall FDA-approved polyethylene. Can be used for potable water or food storage. Impervious to automotive fluids and agricultural chemicals. Large 2.7" (68mm) opening to ease in filling and dispensing. Ultra heavy duty lid accepts any 3/4"NPT accessories.

Part No.	Description
SCR2315	Camo Green
SCR2320	Desert Tan
SCR2310	White

Utility Jugs

Square 5-gallon jug eliminates wasted space and fits flush against upright flat surfaces. Molded handle bleeds air into jug for quick pouring, and is positioned for balance and control.



Part No.	Color
SCR2000W	Clear
SCR2000G	Green
SCR2000GG	Glow Green
SCR2000GP	Glow Pink
SCR2000K	Black
SCR2000O	Orange
SCR2000P	Purple
SCR2000R	Red

Jug Accessories	
SCR5221	Replacement Cap
SCR5222	Gasket
SCR5223	Replacement Vent
SCR5224	3/4" Pipe Plug
SCR5225	18" Screw-In Filler Hose
SCR5230	Jug Maintenance Kit, Includes (3) SCR5222 Gaskets And (3) SCR5223 Vents

Economy Axle Seals

After extensive product development and testing, Seals It introduces high quality, economically-priced axle seals. Seals are extremely effective in keeping lubricant in the differential and off of the brakes. Seals fit axle tubes with inside diameters between 2-1/2" and 2-3/4". May be used at either end of both ends of the axle tube.



Part No.	Housing I.D.	Axle Seal I.D.	Fits Axle O.D.	Pass Thru Max
SICEAS15100	2.500"-2.750"	1.000"	1.300"-1.400"	1.850"
SICEAS15125		1.250"	1.500"-1.600"	
SICEAS15132		1.320"	1.625"-1.750"	
SICEAS25100	2.125"-2.250"	1.000"	1.300"-1.400"	
SICEAS25125		1.250"	1.500"-1.600"	
SICEAS25132		1.320"	1.625"-1.750"	
SICEAS25875		.875"	1.000"-1.250"	
SICEAS35100*	1.900"-2.000"	1.000"	1.300"-1.400"	
SICEAS35875*		.875"	1.000"-1.250"	

* Will also work as a 2.5" GN inner axle snout seal.

Ford 9" Inner Axle Seal

Bellows style seals adjust for axle runout. A must for cambered rear ends.

Part No.	O.D. Size	Color
SICAS9250	2.500"	Gold
SICAS9218	2.562"	Blue
SICAS9188*	2.625"	Red
SICAS9125	2.750"	Silver

* Most common



Firewall Grommets

Grommets may be fastened to firewall with rivets or screws to provide a leakproof passage for hoses or wires. Eliminate sharp edges which cause electrical shorts or fluid leakage.



Part No.	Description
SICGS10034	3" Diameter, -4AN Hose
SICGS10036	3" Diameter, -6AN Hose
SICGS10038	3" Diameter, -8AN Hose
SICGS100310	3" Diameter, -10AN Hose
SICGS100312	3" Diameter, -12AN Hose
SICGS100316	3" Diameter, -16AN Hose
SICGS100320	3" Diameter, -20AN Hose
SICGS1003BL	3" Diameter, Blank
SICGS404BL	4" Diameter, Blank
SICGS50238BL	2" Diameter, Blank
SICGS101NHBL	Double Hole Grommet, (2) 3" Diameter, Blank

Split Seal Firewall Grommets

Use on permanent components or those that are not easily removed. Grommets are 3" dia. and may be riveted or bolted to firewall.

Part No.	Description
SICSGS35500	1/2" Hole
SICSGS35750	3/4" Hole
SICSGS35100	1" Hole
SICSGS35BL	No Hole



SKYJACKER[®]

SUSPENSIONS

Hydro And Nitro Shock Options

A high-quality shock absorber with true velocity sensitive valving. Shock absorbers control the rate at which suspension springs compress and rebound. When the shock is pushed together, it is called bump or compression. As the shock expands, it is called rebound or extension. Absorbing the 'shock' of bumps and suspension loading is actually performed by the springs in the suspension. The shock's real job is controlling the energy stored in the springs.



Hydro 7000 Series Shocks

Recommended for a wide range of shock applications with mild to moderate off-road use, Hydro 7000 series shocks rely on hydraulic action and multi-stage velocity-sensitive valving. Designed for durability, they feature twin-tube construction with a bonded iron piston and chromed piston rod with micro pores. Red urethane bushings and red boot stand out on the road or the trail. Limited lifetime warranty.



Nitro 8000 Series Shocks

Designed for full-size vehicles and moderate to extreme off-road use, Nitro 8000 series shocks combine 150 PSI pressurized nitrogen gas and multi-stage velocity-sensitive valving to smooth out the most extreme terrain. Made to last, they feature twin-tube construction with a bonded iron piston and chromed piston rod with micro pores. Red urethane bushings and red boot stand out on the road or the trail. Limited lifetime warranty.



Black MAX Shock Absorbers **NEW!**

With twin tube design and increased fluid capacity to control heat dissipation in addition to foam-cell technology that compresses during oil expansion eliminating air within the shock, the Black MAX is at home both off road and on the highway. Black MAX features include StableSteer valving which ensures solid contact between the tire and road in addition to 360° arc welded end mounts, allowing the shock to be mounted in any position. Each shock comes with a black boot and is covered by Skyjacker's limited lifetime warranty.



CALL FOR APPLICATIONS

Suspension Products

Throughout Skyjacker's over 35-year history, they have never backed down from their dedication to their pure passion of off-roading, and they never will. Skyjacker's philosophy has always been to provide the best designed, advanced engineered, and most innovative suspension that the 4x4 industry has ever seen and used.

Skyjacker builds quality suspension products...the best on the market. Skyjacker offers a huge range of lift heights and levels of performance for most Chevrolet/GMC, Dodge, Ford, Jeep and Toyota vehicles.

CALL FOR APPLICATIONS

Year	Model
Chevrolet/GMC	
2007-14	Suburban
	Avalanche
2007-19	Silverado
2004-19	Canyon/Colorado
2007-19	Tahoe/Yukon
1988-98	Chevrolet/GMC K1500 and K2500 Pick Up, 6-Lug
1999-06	Silverado/GMC Sierra 4WD
	Chevrolet/GMC SUV
2001-06	Silverado/Sierra 2500 HD, 2/4WD
1999-00	Chevrolet Silverado/GMC Sierra 2500, 8-Lug, 2/4WD
2001-05	Chevrolet Silverado/GMC Sierra 1500HD/2500, 2/4WD


Year	Model
Dodge	
2003-19	Dodge Ram 2500, 2500 Mega Cab Pick up, 4WD
2005-08	Dodge Power Wagon
2002-17	Dodge Ram 1500, 4WD
2000-02	Dodge Dakota And Durango, 4WD
1997-99	Dodge Dakota And Durango, 4WD
1994-19	Dodge Ram 1500, 2500
Ford	
1997-19	Ford F150 4WD
1997-02	Expedition 4WD
2000-04	Ford Excursion 4WD
1999-19	F250/F350 Super Duty 4WD

Year	Model
Jeep	
2007-19	JK Wrangler Sport System
	JK Wrangler Long Arm System
	Jeep Wrangler Rock Crawler Comp.
1997-06	Jeep Wrangler Rock Crawler Standard
	Jeep Grand Cherokee
	Jeep Wrangler TJ 2.5"



All Weather Traction

ShurTrax



ShurTrax is a traction aid that adds weight to vehicles for better traction in snow, mud, rain, and loose sand. ShurTrax is a safer and cleaner alternative to cinder blocks, sandbags, etc. Made from a heavy-duty nylon reinforced mesh outer shell featuring a 25-mil vinyl inner liner with sealed-in baffles stabilizing the water to prevent sloshing. It's designed to freeze, down to minus 40 degrees. Only 3" high. Lies flat in the truck bed and rear cargo area allowing for adequate cargo room that's tough enough to support 500 lbs. of additional cargo.

Fill and drain using a standard garden hose. ShurTrax provides reinforced tabs with integral grommets to attach ShurTrax tie downs for more stability. Reusable year-after-year and stores easily in the plastic storage bag. No hassle, 3-Year warranty.

Part No.	Description	Size	Added Weight
SHU10056	Full Size Pick Up	56" x 60" x 3"	Up to 340 lbs.
SHU10048	Compact, Mid-Size	56" x 48" x 3"	Up to 270 lbs.
SHU10036	SUV/CUV/Auto	36" x 24" x 3"	Up to 100 lbs.
SHU20036	SUV/CUV/Auto ShurTrax with Field Repair Kit	36" x 24" x 3"	Up to 100 lbs.
SHU20048	Midsize/Compact Pickup ShurTrax with Field Repair Kit	56" x 48" x 3"	Up to 270 lbs.
SHU20056	Full Size Pickup ShurTrax with Field Repair Kit	56" x 60" x 3"	Up to 340 lbs.
SHU10236	Multi-Pack (2-Pack of SHU10036)	—	—
SHU10336	Multi-Pack (3-Pack of SHU10036)	—	—

Note: Field Repair Kit includes a patch kit and replacement filler cap.

ShurTrax Accessories

SHU10020	Filler Cap Replacement Kit
SHU10009	Super Union Water Connection Fitting
SHU10010	Perfect Siphon Pump
SHU10005	Patch Repair Kit
SHU30000	6-Piece Rubber Tie Down Straps, 2 ea. 15", 21" and 31"



Stage 3 Gasoline Boost Cooler SNO310

Unmatched for accuracy and adjustability, water-methanol injection kit is applicable to any forced induction or traditional EFI engine. System, which features an LCD display screen and on-the-fly adjustability, is easy to set-up right from the driver's seat. Kit includes Ultra High Output pump, 3-quart reservoir, digital variable mapping controller, nozzles, and necessary hardware. Offered in universal or application specific kits.



Boost Juice SNO40008

A proprietary mix of 49% methanol and 51% water that provides the greatest power increase when using a Snow Performance injection kit. Kits are covered by a lifetime warranty when Boost Juice is used exclusively. Sold in a case of (4) 1-gallon jugs.



Solenoid Upgrade SNO40060

Shut-off style solenoid is required when mounting the injection nozzle lower than the reservoir or when the reservoir is rear-mounted to prevent gravity flowing. Solenoid is also used to prevent siphoning when the injection nozzle is mounted after the throttle body and is exposed to vacuum.



Diesel MPG-Max SNO530

The only methanol-water injection system currently available that has been proven to increase fuel economy, empty or while towing. System uses an advanced, injection management controller that provides a small, steady spray of methanol/water across the entire power curve, increasing combustion efficiency and resulting in an 1-3 MPG increase. Offered for most popular diesel-powered pickups, system will not adversely affect the particulate matter filter or leave a "signature" on vehicle, preventing the warranty from being compromised. 2001-18 Chevy/GMC Duramax 6.6L



Low Level Indicator SNO40035

Provides notice when the reservoir is running low on fluid. Simple to install and wire in any reservoir.



2.5 Gallon Reservoir Upgrade SNO40014

Still fairly small in size, 2.5 gallon tank provides much more range than standard 3-qt. units. Tank is 13" long x 9-1/2" high x 7-1/2" wide and is sold complete with mounting straps, 15' of tubing and required fittings. Includes a solenoid upgrade (SNO40060) which should be used with any application that uses a rear-mounted reservoir.



Dual Nozzle Upgrade SNO40040

Kit allows adding another nozzle to any Boost Cooler kit, often required when more volume than a single nozzle can provide, or when dual plenum/throttle body/carburetor set-ups are employed. Includes tee junction, quick connect fittings, nozzle holder, and hose.



Nozzle Mounting Adapter SNO40110

Special mounting adapter allows mounting injector nozzle directly into silicone or rubber intake tube.



X-LOCK™ Patented Locking Spindle Nut Assembly For Dana 44 And 60

Patented and guaranteed to never loosen even under the most extreme conditions. Developed for the rugged life of competitive off road vehicles; front assemblies can now be retrofitted with the X-LOCK™ for dependable long service life, saving thousand of repair dollars.

Part No.	Description
SGEDNA44	Dana 44
SGEDNA60	Dana 60





Cold Air Intakes

Spectre developed a more open air box area, allowing additional cold air to enter and circulate – and cold air equals more power. Next, use a cylinder-shaped Speed by Spectre Filter, which increases surface area allowing more air into the system. Adds 1% to 1-1/2% horsepower for every 10° drop in air temperature. Can add up to 25-35 horsepower.

Part No.	Year	Application	Engine
Cadillac			
SPE9900	2000-06	Escalade	5.3L, 6.0L
SPE9918	2009-14	SUV	4.8L, 5.3L, 6.0L, 6.2L V8
Chevrolet			
SPE9900	2002-06	Avalanche	5.3L
	1999-06	Silverado 1500/2500	4.8L, 5.3L, 6.0L
	2000-06	Tahoe	4.8L, 5.3L, 6.0L
	2000-06	Suburban1500/2500	5.3L, 6.0L
SPE9901	1996-03	Blazer, S10	4.3L V6
SPE9903	1996-00	Pickup	5.0L, 5.7L V8
	1996-00	Suburban	5.7L V8
	1996-00	Tahoe	5.7L V8
SPE9006	2014-19	Tahoe	5.3L V8
	2015-19	Suburban	5.3L V8
	2014-19	Silverado 1500	5.3L V8
SPE9918	2009-13	Pickup	4.8L, 5.3L, 6.0L, 6.2L V8
SPE9918	2009-13	Tahoe / Suburban	4.8L, 5.3L, 6.0L, 6.2L V8
Ford			
SPE9922	1999-03	F250-F350, Excursion	7.3L Turbo DSL
SPE9970	2009-10	F150	5.4L V8
SPE9033	2015-19	F150	5.0L V8
SPE9034	2017-19	F150 Raptor	3.5L V6
	2015-19	F150	3.5L V6
	2015-19	F150	2.7L V6
	2018-19	Expedition	3.5L V6

Part No.	Year	Application	Engine
Dodge			
SPE9931	1997-01	Ram 1500/2500	5.2L, 5.9L V8
SPE9932	2003-08	Ram 1500/2500	5.7L V8 Hemi
SPE9934	2009-18	Ram 2500/3500	5.7L V8
	2009-18	Ram 1500	5.7L V8
SPE9938	2003-06	Ram 2500/3500	5.9L Turbo DSL
GMC			
SPE9900	1999-06	Sierra 1500/2500	4.8L, 5.3L, 6.0L
	2000-06	Yukon	4.8L, 5.3L, 6.0L
SPE9901	1996-03	Jimmy/Sonoma	4.3L V6
SPE9903	1996-00	GMC Pickup	5.0L, 5.7L V8
	1996-00	Yukon	5.7L V8
SPE9006	2014-19	Yukon	5.3L V8
SPE9006	2014-19	Sierra 1500	5.3L V8
SPE9904	2001-04.5	Sierra 2500HD/3500	6.6L V8 DSL
SPE9918	2009-14	Yukon	4.8L, 5.3L, 6.0L, 6.2L V8
Jeep			
SPE9007	2012-18	Wrangler JK	3.6L V6



Aluminum Caliper Upgrade Kits

Tri-Power 3-piston, V6 6-piston, or Force V8-piston aluminum caliper and high performance pad upgrades are direct bolt-on replacements. Calipers feature stainless steel pistons for long service life and are clear anodized. An optional powder coating is available. All kits fit stock wheels.

Call for applications.



Kit A193-1 Shown With Optional Red Powder Coating

Big Rotor GM Caliper Relocation Kits

Caliper relocation brackets move stock calipers out to accommodate 14" rotors - a must when running 18" or larger wheels.

Call for applications.



Front Only Big Rotor Caliper Relocation Kit



StopTech offers slotted direct replacement rotors for over 1300 vehicles. Call for applications not shown, or visit the StopTech website at www.StopTech.com.



Year	Submodel Description	Front Rotor Left/Right	Rear Rotor Left/Right
Chevrolet			
2005-06	2 Dr. Reg And Extra Cab, With Rear Drum Brakes 6 Lug	STP126.66057SL And STP126.66057SR	—
2005-06	2 DR. Extra Cab, Hybrid 6 Lug	STP126.66057SL And STP126.66057SR	—
2005-06	4 Dr. Crew Cab, With Rear Drum Brakes 6 Lug	STP126.66057SL And STP126.66057SR	—
2005-06	2 Dr. Reg & Extra Cab, With Rear Drum Brakes	STP126.66057SL And STP126.66057SR	—
2004-05	4 Dr. Crew Cab, Standard Duty	—	—
2005-06	4 Dr. Crew Cab, With Rear Drum Brakes	STP126.66057SL And STP126.66057SR	—
Silverado 2500 3/4 Ton 2WD			
2005-06	Heavy Duty	STP126.66059SL And STP126.66059SR	—
2001-04	Heavy Duty, 4.84" Rear Disc Hub Hole	STP126.66059SL And STP126.66059SR	—
2005-06	Heavy Duty	STP126.66059SL And STP126.66059SR	—
2000-02	With 18.5mm Min. Thick, Rear Disc	—	STP126.66041SL
2007	All	STP126.66057SL And STP126.66057SR	—
Suburban 1500 1/2 Ton 4WD			
2007	All	STP126.66057SL And STP126.66057SR	—
Tahoe 2WD			
2007	All	STP126.66057SL And STP126.66057SR	—
2007	All	STP126.66057SL And STP126.66057SR	—

Note: Rotors are directional. **SL** - Left **SR** - Right

F5 Flashpaq

Industry-leading handheld performance tuner provides increased horsepower in a matter of minutes without even turning a wrench. Redesigned user interface allows easily selecting power level for instant horsepower gains, drivability improvements and increased fuel mileage. Fully compatible with all GM gas- and diesel-powered pickups.

Part No.	Description
SCI2845	GM (Gas 99-16 and Diesel 2001-16)
SCI2547	GM (Gas 2017-19)
SCI3845	Dodge (Gas 1998-16 and Diesel 1999-12)
SCI3846	Dodge 2015-17 Hemi (8-Speed Only)
SCI1845	Ford (Diesel 1999-19 and Gas 1999-19)



FlashCal Controller for Trucks

The FlashCal for trucks allow users to adjust easily for wheel/tire upgrades or gear and axle changes. The FlashCal can manage the TPMS system, adjust speed/rev limiter settings, enjoy real time data logging and monitoring, read and clear trouble codes, and more. Upgradable to FlashPaq, and allows full reset back to factory settings. Note: Control options vary by truck year, make, and model.



Part No.	Description
SCI1545	FlashCal for 1999-2018 Ford F-Series Gas and 1999-2016 F-Series Diesel Trucks and 2018 Ford F-150 3.0 Power Stroke Diesel
SCI2545	FlashCal for 1999-2016 GMC/Chevy Gas and 2001-16 GMC/Chevy Diesel Trucks
SCI2847	FlashCal for 2017-19 GMC/Chevy Gas
SCI3545	FlashCal for 1998-2016 Dodge/RAM Gas and 2003-16 Dodge/RAM Diesel Trucks

FlashPaq F5 Programmer for 1998-2018 Jeep

The Superchips FlashPaq F5 is the industry-leading performance programmer for Jeep Wrangler TJ and JK models and can also be used with some other Jeep models. With preset tunes for economy, towing, daily driving, and extreme performance, and even a crawl tune for low-speed off-roading, the FlashPaq can deliver gains of up to 30 hp and 30 lbs.-ft. of torque. Adjust for oversize tires and custom gear ratios, change the rev and speed limiter, and more – even read and clear trouble codes, all through an easy-to-read 2.8" high-definition screen. NOTE: 2015-2016 Jeep Wranglers will require the ECM be sent to Superchips to be unlocked.



Part No.	Description
SCI3874	FlashPaq F5 Programmer for 1998-2006 Jeep Wrangler TJ with 4.0L, 2007-14 Jeep Wrangler JK, 1998-2014 Jeep Cherokee
SCI3876	FlashPaq F5 Programmer for 2015-2018 Jeep Wrangler JK
SCI3876-JL	FlashPaq F5 Programmer for 2018-present Jeep Wrangler JL

FlashCal F5 Controller for 2007-present Jeep Wranglers

The Superchips FlashCal F5 provides a full range of settings to customize your Jeep Wrangler JK and JL. This internet-updatable controller can adjust for custom tire sizes and gear ratios, add transfer case options (Rubicon only), manage the TPMS system, provide custom control of the daytime running lights, read and clear trouble codes, and much more. Upgradable to FlashPaq, and allows full reset back to factory settings. It's the perfect solution for managing Jeep upgrades!



Part No.	Description
SCI3571	FlashCal F5 for 2007-18 Jeep Wrangler JK
SCI3571-JL	FlashCal F5 for 2018-19 Jeep Wrangler JL

Dashpaq Tuner and Monitor

The Dashpaq tuner and monitor not only lets users achieve a noticeable boost to the performance of their truck or SUV, it puts critical information such as coolant temp, transmission temp, battery voltage, and more readily at hand. A 2.4" color screen, button interface, and easy-to-use menu makes operation easy, with tuning curve options to boost fuel efficiency, improve trailer towing power, and more. Available to fit most truck/SUV brand and engine configurations, the Dashpaq installs in minutes and puts the control in your hands.



Part No.	Description
SCI1050	Dashpaq for 1994-19 Ford Diesel Engine Vehicles 6.0, 6.4, 6.7, 7.3L
SCI1060	Dashpaq for 1997-19 Ford Gas Engine Vehicles 2.7, 3.5, 3.7, 4.6, 5.0, 5.4, 6.2L
SCI2060	Dashpaq for 2001-16 GM Diesel Engine Vehicles 6.6L
SCI2050	Dashpaq for 1999-16 GM Gas Engine Vehicles 4.3, 4.8, 5.3, 6.0, 6.2, 7.4, 8.1L
SCI2067-17	Dashpaq for 2017-19 GM Gas Vehicles 5.3, 6.0, 6.2L
SCI3050	Dashpaq for 2003-12 Dodge/RAM Diesel Vehicles 5.9, 6.7L
SCI3060	Dashpaq for 1998-14 Dodge/RAM Gas Vehicles 3.9, 4.7, 5.2, 5.7, 5.9L

Dashpaq+ Touchscreen Tuner and Monitor

The new Dashpaq+ tuner from Superchips puts 35 years of tuning experience at your fingertips. The 5" capacitive touchscreen interface provides access to a wide range of tuning and monitoring options that help deliver impressive power gains, superior drivability, and improved fuel mileage for hundreds of cars, trucks, and SUVs. A customizable display, extensive data logging capabilities, the ability to read and clear trouble codes, and much more add to the versatility. Features like WiFi, multiple vehicle license options, and the ability to load custom tunes via DiabloSport's CMR software offer a superior blend of safety, performance, and simplicity, backed by an industry-exclusive 2-year powertrain warranty.



Part No.	Description
SCI10601	Dashpaq+ for Ford Gas Engine Vehicles
SCI20601	Dashpaq+ for GM Gas Engine Vehicles 1999-16
SCI30601	Dashpaq+ for Dodge/RAM Gas Engine Vehicles
SCI30617	Dashpaq+ for Dodge/RAM Gas Engine Vehicles 2015-up Swap
SCI30627	Dashpaq+ for Dodge/RAM Gas Engine Vehicles 2018 RAM Swap
SCI20617	Dashpaq+ for GM Gas Vehicles 2017-19

TrailDash2 In-Cabin Controller for Jeep F5 Programmer for 1998-2018 Jeep

The TrailDash2 puts control and information you need right at your fingertips. A large 5" high-resolution touchscreen allows everything from towing and performance tunes that boost horsepower and torque to adjustments for tire size and gear ratios. Control axle/transfer case locking, disable the sway bar, and adjust settings like fan and idle speed, speed and rev limiters, TPMS thresholds, and much more. In addition, the TrailDash has a customizable display that can show everything from speed and RPMs to engine stats to alerts, even trail data like pitch and yaw. An HDMI connection makes it easy to connect to power and additional EAS accessories. Includes dash mount. NOTE: 2015-17 Jeeps require the ECM be sent to Superchips to be unlocked.



Part No.	Description
SCI42050	TrailDash2 for 2003-07 Jeep Wrangler TJ and 2007-14 Jeep Wrangler JK
SCI42051	TrailDash2 for 2015-18 Jeep Wrangler JK
SCI42051-JL	TrailDash2 for 2018-19 Jeep Wrangler JL

Center Console Mount for 2018-19 Jeep Wrangler JL/JLU SCI38302-JL



Get more out of the TrailDash2 or TrailCal with this new center console mount tailored for the 2018-up Jeep Wrangler JL/JLU. This center console accessory features an adjustable mount to hold your TrailDash2 or TrailCal, or a GPS, cell phone, dash cam, or any other compact electronic device. Designed to maintain a factory look and feel, it mounts easily across the top center dash recess and includes two deep storage compartments.

2018 Wrangler JL TrailCal Programmer SCI41051-JL

The TrailCal for the Wrangler JL is an all-new product which offers monitoring, calibration, and control features, all without popping the hood. These control features include swaybar disconnect, locking axle options, calibration for larger tires, adjustment for gear ratio changes, disable auto start/stop feature, and turning IPMS on and off. A 5" full-color, high-resolution touchscreen with custom color mixer is designed to work with gauge arcs, needles, and backgrounds with multiple gauge screen layouts to choose from. The monitor includes video input and can run backup or other camera accessories. Internet updateable. Made in USA.



NEW VENDOR

STAINLESS
WORKS


Stainless Works

With vehicle-optimized designs, each Stainless Works header and exhaust system is designed for maximum performance and perfect fit. All Stainless Works exhaust systems and headers are made in the USA with 304 stainless steel for superior corrosion resistance and strength exceeding that of aluminum or regular steel – which is why they are backed by a limited lifetime warranty on materials and workmanship.

Cat-Back Exhaust Systems

Designed specifically for the designated vehicle, these cat-back exhaust systems are designed to boost power and produce an aggressive performance sound. Made with 3" diameter mandrel-bent tubing, performance mufflers, and polished tips, each system is designed for easy bolt-on installation.

Part No.	Fits	Description	Exit Point
FORD			
SWOFTR17CBUB	2017-19 Raptor w/3.5L	Dual 3" tubing w/5" Slash Cut Tips	Dual Rear Bumper
SWOFT217CB	2017-19 F250/350 w/6.2L	Dual 3" Tubing w/4" Slash Cut Tips	Stock - Behind Rear Tire
SWOFT18CBFT	2015-19 F150 w/ 5.0L	3" Tubing w/Dual 4" Slash Cut Tips	Dual In Front of Passenger Rear Tire
JEEP			
SWOJEEP1862CB-S	2018-19 Jeep TrackHawk Grand Cherokee w/ 6.2L	3" Tubing, Reuses Factory Tips	Dual Rear



Downpipes

Designed to increase airflow and maximize performance, this 3" downpipe replaces the factory turbo adapter and features high-flow cats to replace restrictive factory cats.

Part No.	Fits	Description
SWOFTR17DPCAT	2017-19 Raptor w/3.5L	3" Downpipe w/high-flow cats



Headers

Ford F250/F350 Headers with High-Flow Cats

With 1-7/8" primaries, port matched flanges, 3" slip fit collectors, an integrated merge spike, and high-flow cats, these headers are designed to boost airflow and performance. Made of mandrel-bent 304 stainless steel and TIG welded, they carry a limited lifetime warranty.

Part No.	Fits	Description
SWOFT211HCAT	2011-18 Ford F250/F350 CrewCab and SuperCab w/6.2L	Header w/high-flow cats



Jeep TrackHawk Grand Cherokee Headers with Off-Road Pipes

Bolt-on performance! Port-matched 1-7/8" long-tube headers flow into 3" off-road leads to increase exhaust flow and let the TrackHawk's supercharged 6.2L V8 live up to its full potential. Made of mandrel-bent 304 stainless steel and TIG welded, they carry a limited lifetime warranty.

Part No.	Fits	Description
SWOJEEP1862HOR	2018-19 Jeep TrackHawk Grand Cherokee w/6.2L	Header w/off-road pipes





ATV Series

With single-line rated capacities from 2,000 to 4,500 pounds and a new sealed switching system, the ATV Series with a unique handlebar-mounted "roggle" (combination rocker and toggle switch) and can be mounted in a variety of positions. Three-stage planetary motor, sealed for all-weather protection.



Description	Rated Line Pull (Single Line)	Motor	Wire Rope	Switching Method	Roller Fairlead Optional	Part No.
LT2000	2,000 Lb.	1.0 HP, 12V	5/32" x 49'	Handlebar Mounted Roggle And 8' Handheld Remote	—	SUP1220210
TERRA2500	2,500 Lb.	1.3 HP, 12V	3/16" x 50'	Handlebar Mounted Roggle And 10' Handheld Remote	Standard	SUP1125220
TERRA25SR	2,500 Lb.	1.3 HP, 12V	3/16" x 50' Synthetic	Handlebar Mounted Roggle And 10' Handheld Remote	Standard	SUP1125230
LT3000	3,000 Lb.	1.2 HP, 12V	3/16" x 50'	Handlebar Mounted Roggle And 12' Handheld Remote	Standard	SUP1130220
TERRA3500	3,500 Lb.	1.6 HP, 12V	13/64" x 50'	Handlebar Mounted Roggle And 10' Handheld Remote	Standard	SUP1135220
TERRA4500	4,500 Lb.	1.6 HP, 12V	1/4" x 55'	Handlebar Mounted Roggle And 10' Handheld Remote	Standard	SUP1145220
TERRA4500SR	4,500 Lb.	1.6 HP, 12V	1/4" x 50' Synthetic	Handlebar Mounted Roggle And 10' Handheld Remote	—	SUP1145230

EXP Series Winches

The EXP winch features faster draw speeds, advanced gearing with auto engage, high strength roller or hawse fairlead, auto-off and 15' hand held remote switch. Available with either 100' x 5/16" wire cable or 100 x 3/8" synthetic rope. Made in USA.



Part No.	Description
SUPS102734	EXP8SI 8000 lb. Capacity Winch, Integrated Housing, Hawse Fairlead, 3/8" x 100' Synthetic Rope
SUPS102735	EXP8 8000 lb. Capacity Winch, Roller Fairlead, 5/16" x 100' Steel Rope
SUPS102736	EXP8S 8000 lb. Capacity Winch, Hawse Fairlead, 3/8" x 100' Synthetic Rope
SUPS102737	EXP10I 10,000 lb. Capacity Winch, Integrated Housing, Roller Fairlead, 3/8" x 100' Steel Rope
SUPS102738	EXP10SI 10,000 lb. Capacity Winch, Integrated Housing, Hawse Fairlead, 3/8" x 100' Synthetic Rope
SUPS102739	EXP10 10,000 lb. Capacity Winch, Roller Fairlead, 3/8" x 100' Steel Rope
SUPS102740	EXP10S 10,000 lb. Capacity Winch, Hawse Fairlead, 3/8" x 100' Synthetic Rope
SUPS102741	EXP12I 12,000 lb. Capacity Winch, Integrated Housing, Roller Fairlead, 3/8" x 100' Steel Rope
SUPS102742	EXP12SI 12,000 lb. Capacity Winch, Integrated Housing, Hawse Fairlead, 3/8" x 100' Synthetic Rope
SUPS102743	EXP12 12,000 lb. Capacity Winch, Roller Fairlead, 3/8" x 100' Steel Rope
SUPS102744	EXP12S 12,000 lb. Capacity Winch, Hawse Fairlead, 3/8" x 100' Synthetic Rope

Talon 12.5 Winch **NEW!** SUP1612200

The first truly sealed vehicle recovery winch, including motor, gearbox, solenoid and remote that meet IP67 standards. It also is the first winch that includes a vented, submersible and stabilized sealed socket solenoid. The Talon 12.5 series winch additionally includes the benefits of sealed wound motors, heavy duty, 4-way roller fairleads, 3/8" dia. x 85' long wire ropes and 15' hand held remotes. 12,000 lbs. capacity.



Winch Accessories

Part No.	Description
SUP2227A	Pulley Block, 8,000 Lb. Capacity For ATV Series
SUP2229A	Pulley Block, 10,000 Lb. Capacity For Winches Up To 5,000
SUP7754	Swing Away Pulley Block, 11,000 Capacity For Winches Up To 5,500
SUP2271	Remote Control Switch, 30' Cord
SUP2270	Remote Control Switch, 15' Cord



SUP2227A



SUP2271



Jeep Chrome Moly Front Axle Kits

Double heat-treated, 4340 chrome moly axles offer high strength and ductility. Torque equalizing diameters help eliminate U-joint failure. All accept 5-760X U-joints.

Dana 44 Front Axle Kits

Part No.	Description	Inner Spline	Outer Stub	Outer Stub Spline
TENMG22165	2003-06 Rubicon	1.31"- 30	6.11"	1.16"-27



Timbren Suspension Enhancement System

The softer ride quality of today's trucks and the mediocre suspensions found on most trailers can cause excessive trailer sway, instability and suspension settling. Timbren's high-performance suspension packages will ensure added safety and peace of mind.

Trucks	Year	Axle Drive	Front	Rear
Chevrolet/GMC				
Canyon	2015-19	2WD/4WD	—	TIMGMRCCA
C10, C1500, K10, K1500	1988-99	4WD	TIMGMFK35C	TIMGMRCK25
K20, K2500 With Front Cast Lower Control Arm	1996-00	4WD	TIMGMFK25S	TIMGMRCK25
K20, K2500 With Front Stamped Lower Control Arm	1988-98	4WD	TIMGMFK35C	TIMGMRCK25
1500 Sierra, Silverado, Denali Excluding XFE	2007-19	2WD/4WD	—	TIMGMRCK15S
1500 Sierra, Silverado, Denali Regular Cab Or 3 Door	1999-06	2WD	TIMGMFK25S	TIMGMRCK15S
1500 Sierra, Silverado, Denali, WT, Extended Or Crew Cab	1999-06	4WD	TIMGMFK15A	TIMGMRCK25S
1500 Silverado/Sierra, Excludes XFE	2016-19	4WD	TIMGMFK15B	TIMGMRCK15S
1500 Sierra, Silverado	2015	4WD	TIMGMFK15CA	—
1500 Sierra, Silverado, Sierra, (Excludes XFE)	2007-19	4WD	TIMGMFK15CA	TIMGMRCK15S
2500, 2500HD, 3500 Sierra, Silverado	2011-19	2WD/4WD	TIMGMFK25D	TIMGMRCK25D
2500 Sierra, Silverado, 1500HD, 2500HD	1999-10	2WD/4WD	TIMGMFK25S	TIMGMRCK25S
3500 Sierra, Silverado	2001-10	2WD/4WD	TIMGMFK25S	TIMGMRCK35S
Tahoe, Yukon XL 1500	2007-19	2WD/4WD	—	TIMGMRYS4
Suburban, Yukon XL 1500	2007-15	2WD/4WD	—	TIMGMRYS4
Suburban, Yukon XL 1500	2000-06	2WD	TIMGMFK25S	TIMGMRYS4
Suburban, Yukon XL 1500	2000-06	4WD	TIMGMFK15A	TIMGMRYS4
G/H 1500, Express, Savana, 6 Bolt Wheel	2003-15	2WD/4WD	—	TIMGMRG25C
Dodge				
Ram 1500, Regular Cab Except Air Suspension	2009-19	2WD/4WD	TIMDF15004B	TIMDR1500DS
Ram 1500, Crew And Quad Cab Except Air Suspension	2009-19	2WD/4WD	TIMDF15004B	TIMDR1500DQ
Ram 1500, Regular Cab And Quad Cab	2006-08	2WD/4WD	TIMDF15004B	TIMDR1525H4
Ram 1500, Mega Cab	2006-08	4WD	TIMDF25004B	TIMDR2500CA
Ram 2500	2003-13	4WD	TIMDF25004B	TIMDR2500CA
Ram 2500	2003-13	2WD/4WD	—	TIMDR2500CA
Ram 2500	2014-19	2WD/4WD	TIMDF25004E	TIMDR2500D
Ram 2500/3500	2014-17	4WD	TIMDF25004E	—
Ram 2500	2018-19	4WD	TIMDF25004B	—
Ram 3500	2018-19	4WD	TIMDF25004B	—
Ram 3500	2007-13	2WD/4WD	TIMDF25004B	TIMDR3500CA
Ram 3500	2003-19	2WD/4WD	—	TIMDR3500CA
Ford				
F150 Excluding SVT Raptor	2009-14	4WD	TIMFF150F	TIMFR1504D
F150, Lincoln Mark LT Excluding Heritage	2004-08	4WD	TIMFF150F	TIMFR150D
F150 Including Super Crew	1997-03	2WD	—	TIMFR1525HD
F250 Super Duty	2017-19	4WD	TIMFF350SDC	TIMFR250SDJ
F250 Super Duty	2011-16	4WD	TIMFF350SDC	TIMFR250SDG
F250 Super Duty	2005-10	4WD	TIMFF350SDC	TIMFR250SDF
F250 Super Duty, 4-1/2" Without Snow Plow Prep Package	2001-04	4WD	TIMFF350SD4	TIMFR250SDE
F350	2001-04	2WD/4WD	TIMFF350SDC	TIMFR350SDF
E150, Van	1987-14	2WD	—	TIMFER15087
Toyota				
Tundra	2000-15	2WD/4WD	TIMTOFTUN4	TIMTORTUN4

Easiest to Use:

Rubber cushions absorb road shocks and automatically adjust to uneven loads or road conditions.

Easiest to Maintain:

There are no airlines or fittings to allow leaks. Simply bolt the kit on and you are set for a lifetime of trouble-free suspension.

Easiest to Install:

There are no holes to drill, no airlines to route and SES Kits can be installed in a matter of minutes using basic hand tools.

- Improve Load Handling
- Haul Heavy Loads with Ease
- Eliminate Sag and Sway. Timbren Suspension Kits (SES Kits) are designed to enhance the suspension of your vehicle.



Typical Rear Axle SES Installation



Turbo Covers THE15004

The new, easy fit design can fit a T3 or T4 turbine. The turbo cover keeps the turbine spooled up, reducing turbo lag. The dual-layer construction increases performance and durability, reduces under hood temperatures, and improves horsepower and performance by maintaining temperatures inside the turbo. Kit includes grommets and wiring for easy installation.

Rogue Turbo Cover/Kit NEW!

The new easy fit design of the Rogue Series Turbo Cover makes turbo lag a thing of the past by keeping the turbine spooled up. Dual-layer construction helps maintain temperatures inside the turbo, increasing performance and durability, reducing under-hood temperatures, and improving horsepower. Kit includes a Turbo Cover, a 2" x 25' roll of Rogue Series exhaust wrap, 2 18" snap straps, and 10' of wire.

Part No.	Description
THE15043	T3 Carbon Fiber Cover
THE15041	T3 Carbon Fiber Kit
THE15073	T3 Ricochet Cover
THE15071	T3 Ricochet Kit
THE15044	T4 Carbon Fiber Cover
THE15042	T4 Carbon Fiber Kit
THE15074	T4 Ricochet Cover
THE15072	T4 Ricochet Kit





Performance Throttle Body Spacers

Throttle body spacers increase plenum volume and air velocity for added horsepower and torque gains.

Part No.	Description
GM	
TRA2564	1996-06 Chevy/GMC Trucks And S-10 Vortec, 4.3L V6
TRA2565	1996-00 Chevy/GMC Trucks, 5.0L/5.7L V8
TRA3267	2007-10 Chevy/GMC Truck/SUV, 4.8L/5.3L/6.0L
Ford	
TRA2518	1987-96 Bronco/F150/F250/F350, 5.0L/5.8L/7.5L
TRA3265	2004-10 Truck/SUV 5.4L
Jeep	
TRA2572	1991-06 YJ/XJ/Cherokee, 4.0L, 1991-99 YJ/XJ Wrangler, 2.5L



TRA1113

Oil Filter Relocation Kits **Not For Marine Or Diesel Applications!**

Choose an application-specific kit, or mix and match components to create a custom unit to meet your unique requirements. Trans-Dapt oil bypass adapters are designed for use with our remote filter brackets. Inlet & outlet ports are tapered for 1/2"NPT fittings. Minimum 3/8" medium or high-pressure neoprene or braided metallic hose must be used.

Each Trans-Dapt Performance oil filter relocation kit includes an oil filter bypass adapter, remote oil filter bracket (either single or dual) with 1/2"NPT inlets and outlets, two fully assembled 30" hoses with fittings, mounting hardware and instructions. All relocation kit remote filter brackets accept 3/4"-16 spin-on oil filters. Use Fram's PH8A.

Year	Application	Single Filter	Dual Filter Relocation Kit	Straight Oil Relocation Kit	90° Bypass Adapter	Sandwich Adapter Oil Bypass Adapter
Cadillac						
1999-00	Trucks And SUV's 5.7L	TRA1150	TRA1250	—	TRA1450	TRA1350
2001-07	Trucks And SUV's 5.7L	—	—	TRA1020	TRA1420	TRA1320
Chevrolet						
2007-15	Trucks And SUV, 4.8L, 5.3L, 6.0L	TRA1127	—	—	—	TRA1327
1997-06	V8 Trucks And SUV, 4.8L, 5.3L, 6.0L	—	—	TRA1020	TRA1420	TRA1320
1968-07	Big Block V8 Trucks Including 8.1L And Motorhomes	TRA1122	TRA1222	TRA1022	—	TRA1322
1988-00	Small Block V8 Pickup, 5.7L	TRA1150	TRA1250	—	TRA1450	TRA1350
Chrysler/Dodge						
2003-15	Ram 1500-3500 5.7L	TRA1113	TRA1213	TRA1013	TRA1413	TRA1313
Ford						
1992-09	4.6L V8, 5.4L V8, 6.8L V10, (Trucks And Motorhomes), Some 1994-98 5.8L Trucks	TRA1127	—	—	—	TRA1327
GMC						
1999-07	V8 Trucks And SUV, 4.8L, 5.3L, 6.0L	—	—	TRA1020	TRA1420	TRA1320
1988-00	Small Block V8, 5.7L	TRA1150	TRA1250	—	TRA1450	TRA1350
Jeep						
1991-07	Jeep V8, L6, 4 Cyl. All With PH16 Filter	TRA1113	TRA1213	TRA1013	TRA1413	TRA1313



SR-1 Synthetic Motor Oils

Torco SR-1 motor oils offer a unique combination of synthetic base oils and proprietary additives that outperforms regular petroleum-based and synthetic oils. Formulated to increase horsepower and torque, improve fuel economy, and reduce engine temperatures, deposits, and oxidation, they offer outstanding wear protection. Sold in 1-liter bottles or as a case. Not API-certified.



Description	1 Liter Bottle	1 Case (12) Liter Bottles
5W30	TRCA160530CE	TRCA160530C
10W30	TRCA161033CE	TRCA161033C
10W40	TRCA161044CE	TRCA161044C

SD-5 100% Synthetic Diesel Motor Oil

SD-5 contains low SAPS which protects your engine from wear, even in the presence of soot and other contaminants. SD-5 meets or exceeds the performance requirements of virtually all diesel and many gasoline engine manufacturers. It delivers exceptional lubrication in diesel engines found in commercial, fleet, and personal on or off-road vehicles.



Description	4 Liter Bottle	Case (4 x 4 Liter Bottles)
15W40	—	TRCA191540S

TD-1 Super Diesel Mineral Oil

TD-1 consists of a blend of hydro-processed petroleum base oils, special polymers, and the proprietary MPZ® additive system. Oil includes high-temperature anti-wear additives, special detergents and dispersants and is fortified with oxidation, foam, and corrosion inhibitors to protect vital parts during long drain intervals. Provides superior performance in all engines that must meet 2007-up EPA emissions standards for diesel fuel. Exceeds the performance requirements of diesel and most gasoline engine manufacturers.



Description	4 Liter Bottle	Case (4 x 4 Liter Bottles)
15W40	—	TRCA181540S

Manual Transmission Fluid

Light viscosity, low-friction oil has superior load carrying and wear protection properties. Recommended for manual transmissions, transaxles, and transfer cases where an ATF or GL-4 light viscosity oil is specified. Sold in 1-liter bottles or in cases. Meets API GL-4 Standards.



Description	1 Liter Bottle	1 Case (12) Liter Bottles
75W90	TRCA200022CE	TRCA200022C



Synthetic Automatic Transmission Fluid

ATF Synthetic is specifically engineered for severe operating conditions encountered in racing, off-highway and highway use. Recommended for automatic and manual transmissions that specify Dexron® III (IIE/II) or Mercon® (M2-184A) rated ATF fluids. Sold in one-liter bottles or in cases.

Description	1 Liter Bottle	1 Case (12) Liter Bottles
ATF	TRCA220085CE	TRCA220085C



Limited Slip Friction Modifier

Formulated for use in limited slip and positraction differentials to reduce gear noise and clutch chatter. Using a 2%-6% treatment level, Type G is recommended for GM applications, while Type F is for use in Chrysler, Ford, Toyota, and all other vehicles. Sold in a 4-oz. bottle or a case.

Description	4 Oz. Bottle	1 Case (12) 4 Oz. Bottles
Type G	TRCAFM0010JE	TRCAFM0010J
Type F	TRCAFM0050JE	TRCAFM0050J



Accelerator

A unique blend of additives that transforms the makeup of premium pump gas to closely resemble race fuel. Specialized fuel additive lowers end burn temperature, allowing fuel to burn more completely and increasing horsepower. One can of Accelerator mixes with 10 gallons of 91 premium unleaded to provide a 102 octane race gas, or mix with 5 gallons of premium unleaded to deliver 105 octane. Will not harm sensitive O2 sensors or catalytic converters. Sold in a 32-oz. can or in cases.

Description	32 Oz. Bottle	1 Case (6) 32 Oz. Bottles
Accelerator	TRCF500010TE	TRCF500010T



High C-Tane Diesel Concentrate Accelerator

Torco diesel Accelerator increases the c-tane level in your diesel fuel, increasing horsepower and torque across the entire RPM range. This results in a broader powerband and improves throttle response. Diesel Accelerator is a perfect fit for stock or modified diesel engines. Safe for sensors and legal for on-road use.

Description	32 Oz. Can	Case (6 x 32 Oz. Cans)
Accelerator	—	TRCF500020T



TRUXEDO

TRUCK BED COVERS

Sentry CT Tonneau Covers **NEW!**

These hard roll-up truck bed covers are manufactured with a premium matte black fabric for an extra-low profile look. The fabric is pressure-bonded to heavy-duty black aluminum slats, making these covers the ultimate in strength and style. When rolled up at the cab, the cover provides full bed access without blocking rear view visibility. When closed, the flush-mount profile delivers a sleek, modern look. A security latch is located towards the center of the cover for increased cargo protection. The quick and easy installation does not require any special tools or drilling. Three-year warranty. Made in the USA.



Sentry Tonneau Covers **NEW!**

The all-new Sentry tonneau covers combine all the same great features of the Sentry CT but with an industrial-strength, leather-grain vinyl fabric.

Application	Sentry Part No.	Sentry CT Part No.
Chevy/GMC		
2007-14 Silverado/Sierra 2500/3500, 5'8" Bed	TRX1570601	TRX1570616
2007-14 Silverado/Sierra 2500/3500, 6'5" Bed	TRX1571101	TRX1571116
2015-18 Silverado/Sierra 1500, 5'8" Bed	TRX1571801	TRX1571816
2015-18 Silverado/Sierra 1500, 6'5" Bed	TRX1572001	TRX1572016
2019 Silverado/Sierra 5'8" Bed	TRX1572401	TRX1572416
2019 Silverado/Sierra 6'6" Bed	TRX1572601	TRX1572616
Ford		
2009-14 Ford F150, 5'5" Bed	TRX1597601	TRX1597616
2009-14 Ford F150, 6'5" Bed	TRX1598101	TRX1598116
2015-19 Ford F150, 5'5" Bed	TRX1597701	TRX1597716
2015-19 Ford F150, 6'5" Bed	TRX1598301	TRX1598316
2008-16 Ford F250/F350/F450 Super Duty 6'5" Bed	TRX1569101	TRX1569116
2008-16 Ford F250/F350/F450 Super Duty 8' Bed	TRX1569601	TRX1569616
2017-19 Ford F250/F350/F450 Super Duty 6'5" Bed	TRX1579101	TRX1579116
2017-19 Ford F250/F350/F450 Super Duty 8' Bed	TRX1579601	TRX1579616
2019 Ford Ranger 5' Bed	TRX1531001	TRX1531016
2019 Ford Ranger 6' Bed	TRX1531101	TRX1531116
Dodge		
2009-18 Dodge Ram 1500, 5'7" Bed	TRX1545901	TRX1545916
2009-18 Dodge Ram 1500, 6'4" Bed	TRX1546901	TRX1546916
2019 Dodge Ram 1500, 5'7" Bed	TRX1585901	TRX1585916
2019 Dodge Ram 1500, 6'4" Bed	TRX1586901	TRX1586916
Toyota		
2007-19 Toyota Tundra, 5'5" Bed	TRX1563701	TRX1563716
2007-19 Toyota Tundra, 6'5" Bed	TRX1545701	TRX1545716

ProX15 Roll-Up Bed Covers **NEW!**


15-degree side rails create a sleek extra-low profile while the matte black, high-quality woven fabric provides for superb protection. Can be installed or removed in minutes with no drilling or modifications of the truck bed required. Integrated buckle-style storage straps secure the bedcover when rolled up, providing full access to the pickup bed. Lifetime limited warranty. Made in USA.



Truxedo® Lo Pro QT



Step 1.
Release the latch on the driver's side to unlock the rear header.



Step 2.
Rear header and bows roll up with cover to form an even, compact roll.



Step 3.
Complete cover self-stores at front of bed with a pair of security straps.



Superior Fastening

Velcro® brand loop measures a full 1-1/2" wide for superior fastening the entire length of the bed rail. No snaps or adhesives to fail.



Spring-Loaded Tension

Two compact stainless steel plungers automatically keep the cover tight in fluctuating temps. Works in all climates.



Weather Sealing System

Exclusive corner seals and weather seal on all four sides help keep the elements out.



Low-profile, soft roll-up cover with 18-oz. industrial fabric and angled rails that mount inside the bed provide a sleek, clean look that extends less than 1" above the bed. The free-floating system includes 1-1/2" wide industrial-strength hook-and-loop fastener to keep the cover tight while reducing wear and tear. Easy Trigger latch releases with one finger for quick and easy access. Improves truck aerodynamics for better gas mileage.

Part No.	Year	Application
Chevy/GMC		
TRX1449801	2015-19	Chevy Colorado, 5' Bed GMC Canyon, 5' Bed
TRX1453301	2015-19	Chevy Colorado, 6'2" Bed GMC Canyon, 6'2" Bed
TRX1470601	2007-13	Chevy Silverado 1500, 5'8" Bed GMC Sierra 1500, 5'8" Bed
TRX1471801	2014-18	Chevy Silverado 1500, 5'8" Bed GMC Sierra 1500, 5'8" Bed
TRX1472001	2014-18	Chevy Silverado 1500, 6'6" Bed
	2015-19	Chevy Silverado 2500, 6'6" Bed
	2014-18	GMC Sierra 1500, 6'6" Bed
TRX1472201	2015-19	GMC Sierra 2500, 6'6" Bed
	2014-18	Chevy Silverado 1500, 8' Bed
	2015-19	Chevy Silverado 2500, 8' Bed
	2014-18	GMC Sierra 1500, 8' Bed
TRX1472401	2019	Chevy Silverado 1500, 5'8" Bed GMC Sierra, 1500 5'8" Bed
TRX1472601	2019	Chevy Silverado 1500, 6'6" Bed GMC Sierra 1500, 6'6" Bed
Dodge		
TRX1445901	2009-18	Dodge Ram 1500, 5' 7" Bed Without RamBox
TRX1446901	2009-18	Dodge Ram 1500/2500/3500, 6'4" Bed Without RamBox
TRX1448901	2009-18	Dodge Ram 1500/2500/3500, 8' Bed
TRX1485901	2019	Dodge Ram 1500, 5'7" Bed
TRX1486901	2019	Dodge Ram 1500, 6'4" Bed
Ford		
TRX1497601	2009-14	Ford F150, 5'6" Bed Without Cargo Management
TRX1497701	2015-19	Ford F150, 5'6" Bed Ford Raptor, 5'6" Bed
TRX1498101	2009-14	Ford F150, 6'6" Bed Without Cargo Management
TRX1498301	2015-19	Ford F150, 6'6" Bed
TRX1498601	2009-14	Ford F150, 8' Bed
TRX1498701	2015-19	Ford F150, 8' Bed
TRX1469101	2008-16	Ford F250/F350, 6'6" Bed
TRX1469601	2008-16	Ford F250/F350, 8' Bed
TRX1479101	2017-19	Ford F250/F350, 6'6" Bed
TRX1479601	2017-19	Ford F250/F350, 8' Bed
TRX1431001	2019	Ford Ranger, 5' Bed
TRX1431101	2019	Ford Ranger, 6' Bed
Toyota		
TRX1445701	2007-19	Toyota Tundra, 6'6" Bed With Out Deck Rail System
TRX1446701	2007-19	Toyota Tundra, 8' Bed With Out Deck Rail System
TRX1463701	2007-19	Toyota Tundra, 5'7" Bed

Part No.	Year	Description
Chevrolet/GM		
TRX549801	2015-19	Colorado/Canyon, 5' Bed
TRX570601 ¹	2007-14	GM Full Size, 5'8" Bed
TRX571101 ¹	2007-14	GM Full Size, 6'6" Bed
TRX571601 ¹	2007-14	GM Full Size, 8' Bed
TRX571801	2015-18	GM Full Size 1500, 5'8" Bed
TRX572001	2015-18	GM Full Size 1500, 6'6" Bed
TRX572401	2019	GM Full Size 1500, 5'8" Bed
TRX572601	2019	GM Full Size 1500, 6'6" Bed
TRX581101	1999-07	Full Size 6'6" Bed/Classic
TRX571101	2008-14	GM 2500/3500 HD 6'6" Bed
TRX572001	2015-19	GM 2500 6'6" Bed
TRX572201	2015-19	GM 2500 8' Bed
Dodge		
TRX545901 [*]	2009-18	Ram 1500 5'7" Bed
TRX546901 [*]	2009-18	Ram 1500 6'4" Bed
TRX585901 [*]	2019	Ram 1500 5'7" Bed
TRX586901 [*]	2019	Ram 1500 6'4" Bed
TRX546601	2003-09	Ram 6' Bed 2500/3500
TRX546901 [*]	2010-18	Ram 2500/3500, 6'4" Bed
Ford		
TRX597601 ¹	2009-14	F150 5'6" Bed
TRX597701	2015-19	F150 5'6" Bed
TRX598301	2015-19	F150 6'6" Bed
TRX569601	2008-16	Ford F250/F350/F450 8' Bed Super Duty
TRX569101	2008-16	Ford F250/F350/F450 6'9" Bed Super Duty
TRX579101	2017-19	F-250/350/450 Super Duty, 6' 7" Bed
TRX579601	2017-19	F-250/350/450 Super Duty, 8' Bed
TRX531001	2019	Ford Ranger, 5' Bed
TRX531101	2019	Ford Ranger, 6' Bed

¹ - Without Trac System ^{*} - Without Rambox

TRUXPORT

Another Fine Tonneau Cover by Truxedo®



Press down rear cross member and push in on latch to open.



Tension control adjusts in seconds. No tools required.



Complete cover self-stores at front of bed with a security strap.



Rear cross member and bows roll up with cover to form an even, compact roll.



Velcro® brand loop measures 3/4" for superior fastening the entire length of the bed. Positive latching mechanism for added security.

Economical covers have a sleek, smooth appearance and avoid the hassle associated with snaps, clips or zip-style strips. Can be rolled up quickly by one person and installed in just 20 minutes. The 18-oz. reinforced vinyl cover attaches securely the top of bed rail mount, keeping weather out and improving gas mileage. The 5-year limited warranty even covers the fabric.

Year	Description	Part No.
Chevrolet/GMC		
2004-12	Colorado/Canyon Crew Cab	TRX239801
2015-19	Colorado/Canyon, 5' Bed	TRX249801
2015-19	Colorado/Canyon, 6' Bed	TRX253301
1988-98	Full Size C/K Long Bed	TRX241601
1988-98	Full Size C/K Short Bed	TRX241101
1999-07	Full Size 8' Bed/Crew Cab Classic	TRX281601
1999-07	Full Size 6'6" Bed/Crew Cab Classic	TRX281101
2004-07	Full Size 5'8" Bed/Crew Cab Classic	TRX280601
2007-14	Full Size, 5'8" Bed	TRX270601 ¹
2007-14	Full Size, 6'6" Bed	TRX271101 ¹
2007-14	Full Size, 8' Bed	TRX271601 ¹
2007-14	Full Size, 5'8" Bed With Trac System	TRX270601
2007-14	Full Size, 6'6" Bed With Trac System	TRX271101
2007-14	Full Size, 8' Bed With Trac System	TRX271601
2014-14	Full Sized 1500, 5'8" Bed	TRX271801
2014-14	Full Sized 1500, 6'6" Bed	TRX272001
2014-14	Full Sized 1500, 8' Bed	TRX272201
2019	GM Full Sized 1500, 5'8" Bed	TRX272401
2019	GM Full Sized 1500, 6'6" Bed	TRX272601
2008-14	GM 2500/3500 HD 6'6" Bed	TRX271101
2008-14	GM 2500/3500 HD 8' Bed	TRX271601
2015-19	GM 2500 6.5' Bed	TRX272001
2015-19	GM 2500 8' Bed	TRX272201
Dodge		
2000-07	Dakota Quad Cab	TRX290101
2009-18	Ram 1500 5'7" Bed	TRX245901*
2009-18	Ram 1500 6'4" Bed	TRX246901*
2019	Ram 1500 5'7" Bed	TRX285901
2019	Ram 1500 6'4" Bed	TRX286901
2003-09	Ram 6' Bed 2500/3500	TRX246601
2010-18	Ram 2500/3500, 6'4" Bed	TRX246901
Ford		
1997-03	F150/LD 250 Short Bed	TRX258101
2004	F150 Short Bed Heritage	TRX258101
2004-08	F150 5'6" Bed	TRX277601
2004-08	F150 6'6" Bed	TRX278101
2009-14	F150 5'6" Bed	TRX297601 ¹
2009-14	F150 6'6" Bed	TRX298101 ¹
2015-19	F150 5'6" Bed	TRX297701
2015-19	F150 6'6" Bed	TRX298301
1999-07	F250 HD/F350 8'2" Bed Super Duty	TRX259601
2008-16	F250/F350/F450 6'9" Bed Super Duty	TRX269101
2017-19	F-250/350/450 Super Duty, 6' 7" Bed	TRX279101
2019	Ford Ranger, 5' Bed	TRX231001
2019	Ford Ranger, 5' Bed	TRX231101

¹ - Without Trac System * - Without Rambox

TruxSeal Universal Tailgate Seal

TRX1703206

TruxSeal keeps dust and moisture out of the back of trucks fitted with tonneau covers, truck caps or toppers. Simply trim the 3M acrylic foam seal to length, then peel and stick between the tailgate and the truck bed.



Soft Tonneau Protectant Spray

TRX1704511

Extends the life of all vinyl tonneau covers. Just spray on, wetting the entire surface, then wipe completely dry with a clean cloth. Turn cloth over and polish to remove excess. Sun protection equivalent of SPF30. Contains no silicones. 20-oz. bottle.



Cargo Retriever

TRX1705401

This tool allows anyone to retrieve items anywhere inside a pickup truck bed. Stores easily inside any truck bedside.



B-Light

TRX1704998

The B-Light is a flexible, easy-to-use, waterproof lighting solution that can be used just about anywhere. Installation is fast and easy with flexible LED strip and 3M adhesive backing. The B-Light can be placed in closets, toolboxes, truck beds, and much more. 18"



Expedition

TRX1705211

The Expedition offers you the utility of a toolbox when you need the extra storage. This rail-mounted cargo bag boasts eight cubic feet of extra storage space. It installs easily in most full-size truck beds. This weather-resistant cargo bag comes with plastic floor panels and inserts for customizable support and organization, and also sports an open pocket in the front.



Tuflex strap

Tow Straps

With off-roading, there's always the possibility of not getting back on the road without a little help. That's why it's a good idea to take a Tuflex Tow Strap along. Made of extra-tough woven nylon, double-stitched for maximum strength, with a reinforced loop sewn into each end. Available in a variety of widths, lengths, and tensile strengths, Tuflex Tow Straps can get the job done quickly and safely, and they roll up easily for compact storage when not in use.

Part No.	Breaking Strength	Description
TUF18-20	15,000#	2"x20'
TUF18-30	15,000#	2"x30'
TUF27-20	22,500#	3"x20'
TUF27-30	22,500#	3"x30'
TUF36-20	30,000#	4"x20'
TUF36-30	30,000#	4"x30'
TUF54-30	45,000#	6"x30'



Wrangler JK • Tuff Mudder Alternators

Tuff Mudder alternators, available in either 175-amp or 250-amp versions, provide up to 50% more amperage than the stock Jeep Wrangler JK alternators, yet they retain the OE appearance. These new alternators can handle nearly any load with output up to 210 amps at idle. Manufactured with an internal regulator, huge copper windings, giant diodes, premium quality ball bearings, and a large internal cooling fan that prevents overheating. Available in either army green or black wrinkle finishes and include a black 6-groove serpentine pulley. Made in USA.

Part No.	Description
2007-11 Wrangler JK	
TFS7513B	175 Amp, Black Wrinkle Finish
TFS7513G	175 Amp, Army Green Finish
TFS7515B	250 Amp, Black Wrinkle Finish
TFS7515G	250 Amp, Army Green Finish
2012-18 Wrangler JK	
TFS7514B	175 Amp, Black Wrinkle Finish
TFS7514G	175 Amp, Army Green Finish
TFS7516B	250 Amp, Black Wrinkle Finish
TFS7516G	250 Amp, Army Green Finish



TFS7513B



Fastshine™ Cleaner/Detailer

VLC71603

Fastshine gives a quick, professional shine to a variety of surfaces, including clear coat. Removes fingerprints, bugs, water spots, bird droppings, etc. 32-oz. spray bottle.



Magic Mix® Metal Cleaner And Polish

The "Lazy Man's Polish" shines and protects aluminum, stainless steel, diamond plate, brass, gold, silver, magnesium, and copper. Magic Mix® removes oxidation, tar and bugs from paint, and even removes rust from chrome. For tough stains, clean and prepare metal with Magic Mix® Metal Cleaner.

Part No.	Description
VLC71610	Magic Mix® Cleaner and Polish Set, 8 oz. Each
VLC71611	Magic Mix® Polish, 8 oz. Bottle
VLC71640	Magic Mix® Polish, 16 oz. Bottle



Magic Mix Speed Wax

VLC71644

A quick detailer that contains wax, Speed Wax shines and protects between hand waxes and washings.



Throttle-Body Spacers

Vortice throttle body spacers are designed to provide additional performance with your factory or Volant's Cool Air Intake system. Manufactured from glass-filled Nylon composite, spacers are incredibly strong, yet lightweight and install behind your vehicle's throttle body to promote quicker throttle response and in most applications, provide a slight improvement in fuel efficiency.



Model	Year	Engine	Part No.
General Motors			
Escalade	2007-12	6.2L	VOL725253
	2001-06	6.0L	VOL725153
Tahoe	2007-14	5.3L	VOL725253
	1999-06	4.8/5.3/6.0L	VOL725153
Avalanche	2007-13	5.3/6.0L	VOL725253
	2001-06	5.3L	VOL725153
Silverado/Sierra 1500	2007-13	4.8/5.3/6.0/6.2L	VOL725253
Silverado/Sierra 1500/2500/3500	1999-07 Classic	4.8/5.3/6.0L	VOL725153
Suburban/Yukon	2007-14	4.8L/5.3/6.0L	VOL725253
	1999-06	4.8/5.3/6.0L	VOL725153

Model	Year	Engine	Part No.
Ford			
Expedition	2005-12	5.4L	VOL729754
	2010	5.4L	VOL729754
F150 Raptor	2011-14	5.0L	VOL729850
	2004-10	5.4L	VOL729754
F250	2005-10	5.4L	VOL729754
Dodge/Jeep			
Durango	2011-13	3.6L	VOL727636
Wrangler JK	2012-18	3.6L	VOL727636



Cool Air Intakes

Our Cross-Link polyethylene box insulates and protects the filter from engine heat, moisture, dust and debris to provide colder air to the engine for an increase in horsepower. Volant offers two types of filter technology with their cool air intakes: The Volant Pro 5 Filter uses a cleanable and reusable high-grade cotton filter media with five layers of protection. Precision pleat geometry reduces air restriction and optimizes air flow throughout the intake system, increasing engine output. Filters can be serviced through Volant.

The Power Core Filtration Technology filter uses a high-quality, water-resistant synthetic media that doesn't deteriorate as easily as traditional paper or cotton gauze filter elements, while yielding vastly improved filtration. The design channels air into the front of the filter for increased air flow and higher filtration efficiency. Power Core filters include a 4-year/100,000 mile warranty when used in urban conditions.

5-digit part number includes Volant Pro 5 filter

6-digit part number includes Power Core filter

Model	Year	Engine	Part No.
General Motors			
Avalanche	2009-13	4.8/5.3L	VOL154536 VOL15453
	2007-08	5.3/6.0L	VOL152536 VOL15253
Avalanche 1500	2001-06	5.3L	VOL15153
Colorado	2015-16	3.6L	VOL15436
Escalade	2009-14	6.2L	VOL154536 VOL15453
	2007-08		VOL15253
Escalade/EXT/ESV	2001-06	6.0L	VOL151536 VOL15153
			VOL15153
Sierra	2014-18	5.3L	VOL15553
		6.2L	VOL15554
Sierra 1500	1999-07 Classic	4.8/5.3/6.0L	VOL151536 VOL15153
	2009-13	4.8/5.3/6.0L	VOL154536
		4.8/5.3/6.0/6.2L	VOL15453
	2007-08	4.8/5.3/6.0/6.2L	VOL15253 VOL152536
Sierra Denali	1999-07 Classic	6.0L	VOL151536 VOL15453
	2009-13	6.2L	VOL154536
			VOL15253
	2007-08		VOL152536 VOL155536 VOL15553
Silverado	2014-18	5.3L	VOL155536 VOL15553
		6.2L	VOL15554 VOL15554
Silverado 1500	1999-07 Classic	4.8/5.3/6.0L	VOL15153 VOL151536
	2009-13	4.8/5.3/6.0L/6.2L	VOL154536
			VOL15453
	2007-08	4.8/5.3/6.0L	VOL152536 VOL15253
Silverado 2500/3500 HD	2007	6.0L	VOL15253
			VOL152536
	2001-06		VOL151536
	2013-16	6.6L	VOL15566 VOL15566
Silverado 2500/3500 LT/HD	1999-06	5.3/ 6.0L	VOL15153
Silverado SS	2003-06	6.0L	VOL15153
			VOL151536
Suburban	2009-14	5.3/6.0L	VOL154536
			VOL15453
	2015-19	5.3L	VOL15553 VOL155536
Suburban 1500	2007-08	5.3/6.0L	VOL15253 VOL152536
	1999-06	4.8/ 5.3/6.0L	VOL151536 VOL15153
Suburban 2500	2007-08	6.0L	VOL152536 VOL15253
	1999-06	5.3/6.0L	VOL151536 VOL15153
Tahoe	2009-14	5.3/6.0L	VOL154536
			VOL15453
	2007-08	4.8/5.3/6.0L	VOL15253 VOL152536

Model	Year	Engine	Part No.
General Motors Cont.			
Tahoe	1999-06	4.8/5.3/6.0L	VOL151536 VOL15153
	2015-19	5.3L	VOL155536 VOL15553
Yukon	2009-14	4.8/5.3L	VOL154536 VOL15453
	2007-08		VOL15253 VOL152536
	2000-06		VOL151536 VOL15153
	2015-19	5.3L	VOL15553 VOL155536
Yukon Denali	2009-14	6.2L	VOL154536 VOL15453
	2007-08		VOL15253 VOL152536
	2001-06	6.0L	VOL151536 VOL15153
	2015-19	6.2L	VOL15554 VOL155546
Yukon Denali XL	2009-14	6.2L	VOL154536 VOL15453
	2007-08	6.2L	VOL15253 VOL152536
	2001-06	6.0L	VOL151536 VOL15153
Yukon XL 1500	2009-14	5.3/6.0/6.2L	VOL154536
	2007-08	5.3/6.0L	VOL152536 VOL15253
	2000-06	5.3L	VOL151536 VOL15153
Yukon XL 2500	2007-08	6.0L	VOL15253 VOL152536
	2000-06		VOL15153 VOL151536
Ford			
F-150	2009-10	4.6L	VOL19146
	2012-14	3.5L	VOL19435
	2015-19	5.0L	VOL19950 VOL199506
F-150 EcoBoost	2015-16	3.5T	VOL19627 VOL196276
			VOL19835 VOL198356
	2017-19	2.7T	VOL19627 VOL196276
F-150 EcoBoost Raptor	2017-19	3.5L	VOL19835 VOL198356
Dodge/Jeep			
Durango	2011-15	5.7L	VOL161576
Ram 2500 Power Wagen	2009-12	5.7L	VOL160576
Ram 2500	2013-19	5.7L	VOL164576
Jeep Wrangler JL	2018-19	3.7L	VOL17736 VOL177366
			VOL17636 VOL176366
Jeep Wrangler JK	2012-18	3.6L	VOL176366

Note: All six digit part number contain the PowerCore Filter. All five digit part numbers contain the Pro 5 Filter.

Recharger Kit

The kit contains Volant's filter cleaner to loosen and release trapped dirt. Volant's filter oil contains a dye to easily see where the oil has saturated into the filter, eliminating the common mistake of over oiling the filter.

Part No.	Description
VOL5110	Red Recharger Oil Kit. Cleaning Kit for all PpwerCore Filters
VOL5100	Blue Recharger Oil Kit. Cleaning Kit for all Pro 5 Filters





All Items On This Page
Ground Shipment Only

Self-Etch Primer VHTSP307

Etches and primes in one step. Compatible with all finishes. Great for spot repair. For superior adhesion on plastic, fiberglass, bare steel, aluminum, and stainless. 11-oz. aerosol can.



Roll Bar And Chassis Paint

One-step epoxy paint dries to a baked-on, porcelain-like finish that is chemical, corrosion, rust, and salt resistant. 11-oz. aerosol can.

Part No.	Color
VHTSP670	Gloss Black
VHTSP671	Satin Black



“Wrinkle Plus” Coating

Provides a rich texture and adds that extra touch of personal styling. Withstands fading, grease, engine cleaners and severe weather conditions. Mopar restorers: Wrinkle Plus is the paint for that black wrinkle air cleaner restoration. 11-oz. can.

Part No.	Color
VHTSP201	Black
VHTSP204	Red



Flameproof Coatings

Originally developed for the aerospace industry, VHT heat-resistant coatings withstand 1500°F and are ideal for use on headers and exhaust manifolds. 11-oz. can.

Part No.	Color
VHTSP101	Flat White
VHTSP102	Flat Black
VHTSP106	Flat Silver
VHTSP109	Flat Red
VHTSP114	Flat Orange
VHTSP115	Clear
VHTSP117	Flat Aluminum
VHTSP118	Flat White Primer



Epoxy All-Weather Coatings

Epoxy coating produces porcelain-like hardness with a high gloss. The durable finish makes it an excellent choice. 11-oz. aerosol can.

Part No.	Color
VHTSP650	Gloss Black
VHTSP651	Gloss White
VHTSP652	Satin Black



Brake Caliper Cleaner VHTSP700

An excellent preparation for cleaning calipers prior to painting. Cleans grease, brake fluid, and brake dust residue from calipers and drums for greater paint adhesion. 11-oz. aerosol can.



Brake Caliper Paint

Specifically formulated for detailing brake components, VHT Caliper Paint may be used on calipers, rotors, and brake drums. Paint will withstand heat to 900°F and will resist chipping, cracking, fading, and rust under the most severe conditions. Applies easily and dries quickly. Careful preparation of the surfaces is essential to a successful paint job. 11-oz. aerosol can.

Part No.	Color
VHTSP730	Gloss Clear
VHTSP731	Real Red
VHTSP733	Real Orange
VHTSP734	Gloss Black
VHTSP735	Cast Aluminum
VHTSP736	Gold
VHTSP738	Bright Yellow
VHTSP739	Satin Black



Engine Enamels

Urethane resins enable this engine enamel to withstand the strongest solvents and gasoline additives. Exceptional durability under the most adverse conditions. Rated at 550°F. 11-oz. can.

Part No.	Color
VHTSP120	Hemi Orange
VHTSP121	Bright Red
VHTSP122	Pontiac Blue
VHTSP123	Chevy Orange
VHTSP124	Gloss Black
VHTSP125	Ford Dark Blue
VHTSP126	Chrysler Blue
VHTSP127	Aluminum
VHTSP128	Gloss Yellow
VHTSP129	Gloss White
VHTSP130	Flat Black
VHTSP134	Ford Light Blue
VHTSP135	GM Blue
VHTSP137	Ford Gray
VHTSP139	GM Satin Black
VHTSP145	Clear Gloss



Nu-Cast Coatings For Engine Blocks

Nu-Cast engine and manifold coatings are unique formulas that restore parts to their original cast appearance. Rated at 900°F. 11-oz. can.

Part No.	Color
VHTSP997	Cast Iron Paint
VHTSP998	Header Paint



“Quick Coat” Enamels

Formulated to provide a tough and durable enamel coating without heat curing or special processing. Ideal for professional or home use. Rated at 250°F. 11-oz. can.

Part No.	Color
VHTSP504	Gloss Black
VHTSP510	Flat Black



“Prime Coat” Sandable Primers

Provides an excellent base for enamel or synthetic lacquer paint. A quick, fast-drying base coat with excellent adhesion. 11-oz. aerosol can.

Part No.	Color
VHTSP301	White
VHTSP302	Dark Gray
VHTSP303	Red Oxide
VHTSP304	Light Gray
VHTSP305	Black





Extreme-Duty Series

Designed for the biggest projects and most extreme conditions, heavy-weight winches handle loads that other winches only dream of, all with the durability and reliability that Warn winches are famous for.



WAR68801

The 16.5ti Thermometric winch features extreme-duty sealing to protect from the elements, and integrated diagnostics to keep operators informed. A 3-stage planetary gear system and an exclusive brake design provide superior control while winching even the heaviest loads.



WAR47801

The M15 Heavy-Weight winch is a true workhorse. High-strength carrier plates and a 315:1 gear ratio let the M15 tackle up to 15,000 lbs. without breaking a sweat.

Models	WAR68801	WAR47801
Description	16.5ti Thermometric	M15 Heavy-Weight
Rated Line Pull - Single	16,500 lbs./7,484 kg.	15,000 lbs./6,804 kg
Line Speed ft./min (no load/max load)	23.6 / 3.24	22.2 / 2.48
Motor	4.6 hp	4.6 hp
Motor Current (max. load)	507 amps	460 amps
Remote Control	Handheld, 12' cable	Handheld, 12' cable
Weight	138 lbs.	138 lbs.
Rope	7/16" x 90' Steel	7/16" x 90' Steel
Replacement Rope	61950	61950
Fairlead	Roller	Roller
Mounting pattern	4.5" x 10"	4.5" x 10"
Winch Mount Required	Yes	Yes
Warranty	Lifetime Limited	Lifetime Limited

VR Series

Designed for the toughest conditions, VR winches feature a sealed, waterproof Albright contactor, a one-piece tie plate for improved strength, and a best-in-class cone brake capable of handling the full-rated load. A convertible control pack allows for easy mounting in low-profile or even vertical configurations. Winches include a cast iron hawse fairlead and corded remote with 12' of cable.



Models	WAR96800	WAR96805	WAR96810	WAR96815	WAR96820	WAR97035
Description	VR8 w/Steel Rope	VR8S w/Synthetic	VR10 w/Steel Rope	VR10S w/Synthetic	VR12 w/Steel Rope	VR12S w/Synthetic
Rated Line Pull - Single	8,000 lbs./3,630 kg	8,000 lbs./3,630 kg	10,000 lbs./4,536 kg	10,000 lbs./4,536 kg	12,000 lbs./5,443 kg	12,000 lbs./5,443 kg
Line Speed ft./min (no load/max load)	29 / 4.8	29 / 4.8	26 / 2.3	26 / 2.3	28.4 / 3.6	28.4 / 3.6
Motor	4.5 hp	4.5 hp	4.5 hp	4.5 hp	6 hp	6 hp
Motor Current (max. load)	457 amps	457 amps	502 amps	502 amps	457 amps	457 amps
Remote Control	Handheld, 12' cable	Handheld, 12' cable	Handheld, 12' cable	Handheld, 12' cable	Handheld, 12' cable	Handheld, 12' cable
Weight	65 lbs. (shipping)	54 lbs. (shipping)	75 lbs. (shipping)	59 lbs. (shipping)	76 lbs. (shipping)	62 lbs. (shipping)
Rope	5/16" x 94' Steel	3/8" x 90' Synthetic	3/8" x 80' Steel*	3/8" x 90' Synthetic	3/8" x 80' Steel	3/8" x 90' Synthetic
Replacement Rope	86514	97782	86515	97782	86515	97782
Fairlead	Hawse	Hawse	Hawse	Hawse	Hawse	Hawse
Mounting pattern	4.5" x 10"	4.5" x 10"	4.5" x 10"	4.5" x 10"	4.5" x 10"	4.5" x 10"
Winch Mount Required	Yes	Yes	Yes	Yes	Yes	Yes
Warranty	Lifetime Limited	Lifetime Limited	Lifetime Limited	Lifetime Limited	Lifetime Limited	Lifetime Limited

Replacement Parts and Accessories

Part No.	Description
WAR97900	Replacement Cast Iron Fairlead for All VR Winches



Zeon Series

A favorite among off-roaders worldwide, the Zeon series of winches features automotive-grade busbars for improved reliability and performance, full metal armor to protect vital components, and full IP68-rated waterproofing to keep the elements out. The convertible control pack and wired remote with 12' cable allows for upright or low-profile mounting, and a class-leading automatic cone brake and three-stage planetary gear train help maximize control and reliability. Designed to tackle any kind of conditions, the Zeon is available in 10,000 and 12,000 lb. capacities, and with either steel or Spydura synthetic rope.

Zeon 10-S Platinum

The 10-S Platinum takes the conventional Zeon series to the next level. With 20% faster line speed, best-in-class efficiency, and Warn's highest durability rating, it raises the bar for the industry! An advanced wireless remotes provides complete control of line out or in, even free-spooling, and features an LCD that allows users to monitor operation and battery condition. The Zeon Platinum series even features two auxiliary ports to power and control additional accessories such as off-road lights! The Zeon Platinum features an advanced wireless remote that controls in and out, the powered clutch, plus it displays motor temperature and vehicle battery info.



Models	WAR92815	WAR88990	WAR89611	WAR89120	WAR95950
Description	Zeon 10-S Platinum	Zeon 10	Zeon 10-S	Zeon 12	Zeon 12-S
Rated Line Pull - Single	10,000 lbs./4,536 kg	10,000 lbs./4,536 kg	10,000 lbs./4,536 kg	12,000 lbs./5,440 kg	12,000 lbs./5,440 kg
Line Speed ft./min (no load/max load)	44 / 5.6	33 / 4.8	33 / 4.8	28.1 / 3.3	28.1 / 3.3
Motor	6.5 hp	6.5 hp	6.5 hp	6.5 hp	6.5 hp
Motor Current (max. load)	465 amps	409 amps	409 amps	469 amps	469 amps
Remote Control	Wireless	Handheld, 12' cable	Handheld, 12' cable	Handheld, 12' cable	Handheld, 12' cable
Weight	80 lbs. (shipping)	103 lbs. (shipping)	80 lbs. (shipping)	103 lbs. (shipping)	80 lbs. (shipping)
Rope	3/8" x 100' synthetic	3/8" x 80' steel	3/8" x 100' synthetic	3/8" x 80' steel	3/8" x 100' synthetic
Replacement Rope	87915	89213	87915	89213	87915
Fairlead	Hawse	Roller	Hawse	Roller	Hawse
Mounting pattern	4.5" x 10"	4.5" x 10"	4.5" x 10"	4.5" x 10"	4.5" x 10"
Winch Mount Required	Yes	Yes	Yes	Yes	Yes
Warranty	Lifetime Limited	Lifetime Limited	Lifetime Limited	Lifetime Limited	Lifetime Limited

Classic/Specialty Series



M8274-50

Designed for long life and tough jobs, this vehicle-mounted winch features a full 150' of steel rope and the fastest line retrieval speeds of any Warn winch.



M8000 and M8000-S

Designed for medium to heavy-duty applications, the M8000 line of winches are great solution for full-size trucks. Equipped with a 3-stage planetary gear drivetrain and a series-wound motor, they are available with either steel rope and a roller fairlead, or synthetic rope and a hawse fairlead.



XD9000 Multi-Mount

Built for heavy-duty use, the XD9000 series of winches is designed to run longer and cool down faster. The XD9000 mounts to a standard winch plate. The XD9000i is designed for portability, mounting to any Class III 2" receiver, and featuring integrated carry handles and a quick-connect power lead system.



9.5cti Thermometric

With 9,500 lbs. of pulling power, a 3-gear planetary drive system, and extreme-duty weather sealing, the 9.5cti is part of Warn's Ultimate Performance series. Integrated thermal sensors and a temperature warning light in the handheld remote provide feedback to operators. Lifetime limited warranty.

Models	WAR38631	WAR26502	WAR87800	WAR28500	WAR97550
Description	M8274-50	M8000	M8000-S	XD9000	9.5 cti Thermometric
Rated Line Pull - Single	9,000 lbs. / 4,091 kg	8,000 lbs. / 3,630 kg	8,000 lbs. / 3,630 kg	9,000 lbs. / 4,091 kg	9,500 lbs. / 4,313 kg
Line Speed ft./min (no load/max load)	79.3 / 8.7	30.2 / 4.8	30.2 / 4.8	38 / 3.9	47 / 5.9
Motor	4.8 hp	4.8 hp	4.8 hp	4.6 hp	
Motor Current (max. load)	480 amps	435 amps	435 amps	478 amps	452 amps
Remote Control	Handheld, 12' cable	Handheld, 12' cable	Handheld, 12' cable	Handheld, 12' cable	Handheld, 12' cable
Weight	110 lbs.	74 lbs.	74 lbs.	85 lbs.	89 lbs.
Rope	5/16" x 150' steel	5/16" x 100' steel	3/8" x 100' synthetic	5/16" x 100' steel	5/16" x 125' steel
Replacement Rope	38311	38314	87915	38314	38312
Fairlead	Roller	Roller	Hawse	Roller	Roller
Mounting pattern	4.5" x 10"	4.5" x 10"	4.5" x 10"	4.5" x 10"	4.5" x 10"
Winch Mount Required	Yes	Yes	Yes	Yes	Yes
Warranty	1-year Limited	7-year Limited	7-year Limited	Lifetime Limited	Lifetime Limited



Utility Series



DC Utility Winches

Warn Utility Winches put powerful pulling power in a compact package, making them great for race trailers, ATV's, and UTV's. With capacities ranging from 2,000 lbs. to 5,000 lbs., they share many of the same features and the same great Warn quality as their full-size counterparts.



PulzAll™ 110V AC Hand Held Winch

The PulzAll handheld electric winch is a great tool for the workshop, garage, hunting, job site, and more. Plugs into a standard 110V AC outlet.



Cordless PulzAll

Well suited to remote locations where electrical power is not available. PulzAll car charger, WAR100863 Available separately.

Models	WAR99963	WAR94000	WAR92000	WAR885000	WAR885005
Description	5000 DC	4000 DC	2000 DC	PulzAll 120VC	PulzAll 24V
Rated Line Pull - Single	5,000 lbs. /2,268 kg	4,000 lbs. /1,814 kg	2,000 lbs. /909 kg	1,000 lbs./454 kg	1,000 lbs./454 kg
Line Speed ft./min (no load/max load)	13.8 / 5.4	7.2 / 6.9	7.2 / 4.2	N/A	N/A
Motor	1.9 hp	1.9 hp	1.6 hp	1000W	N/A
Motor Current (max. load)	220 amps	240 amps	80 amps	10 amps	N/A
Remote Control	Handheld, 12' cable	Handheld, 12' cable	Handheld, 12' cable	N/A	N/A
Weight	42 lbs.	42 lbs.	18 lbs.	15 lbs.	18 lbs.
Rope	1/4" x 60' steel	7/32" x 43' steel	3/16" x 35' steel	7/32" x 15' steel	7/32" x 15' steel rope
Replacement Rope	N/A	N/A	N/A	N/A	N/A
Fairlead	Hawse	Roller	Hawse	N/A	N/A
Mounting pattern	4.5" x 4.25" 4-hole	3.05" x 2.5" 3-hole	3.1" 2-hole	N/A	N/A
Winch Mount Required	No	No	No	N/A	N/A
Warranty	1-year Limited	1-year Limited	1-year Limited	1-year Limited	1-year Limited

Winch Accessories For 5,000 Lbs. to 16,000 Lbs. Winches



WAR90287

Part No.	Description
WAR29312	Receiver Shackle Bracket
WAR90287	Wireless Remote Control System For Any Winch With 5 Wires Does Not Work With Zeon Platinum
WAR83665	Remote Control 12' Lead For Use With All Except Powerplant, Zeon Platinum, 9.5Ti, 16.5Ti
WAR88899	Snatch Block For Up to 8,000 Lbs. Winches With 5/16" Rope
WAR5742	Roller Fairlead For Winches Over 4000# Except M60005DP, M15000 And 16.5Ti
WAR92093	Epic Premium Shackle Pin 7/8" 18,000 Capacity
WAR92094	Premium Tree Trunk Protector 1" Wide x 8' Long

Advanced Wireless Control Window Mount WAR94437



Attaches to the windshield or any smooth, flat surface to hold the Warn advanced wireless winch remote securely in place. Great for Zeon Platinum winches, or the optional WAR90287 wireless remote kit.

EPIC Accessories Epic Sidewinder and Hyperlink

Simplify vehicle recovery with Warn's new Epic Sidewinder and Hyperlink accessories. Featuring an ultra-tough forged 6061-T6 aluminum body and forged steel pins, they are compatible with winches up to 18,000 lbs., and mount to most standard recovery points and gear, including bumper D-ring tabs with least 1-3/8" clearance from face to center hole. Optional polyurethane isolators (sold separately) protect the pin shaft from damage and debris when not in use. Sold individually, available in multiple corrosion-resistant finishes.

Epic Sidewinder Recovery Link:

This direct-connect rigging system replaces the standard hook and shackle to create a faster, easier, and more direct connection to recovery point and rigging accessories. Attaches quickly to most bumper recovery points, D-ring shackles, recovery straps, and rope extensions.



Part No.	Description
WAR100635	Epic Sidewinder Recovery Link – Gunmetal Finish
WAR100640	Epic Sidewinder Recovery Link – Polished Aluminum Finish
WAR100770	Epic Sidewinder Recovery Link – Black Finish
WAR101550	Polyurethane Isolator for Sidewinder – Red, Sold Each
WAR102050	Polyurethane Isolator for Sidewinder – Black, Sold Each

Epic Hyperlink Multipurpose Shackle:

The traditional shackle has been completely re-imagined to provide unrivaled strength, ease of use, and versatility. Dual-pin design attaches quickly to most hooks, straps, snatch blocks, rope extensions, shackle mount links, and thimbles.



Part No.	Description
WAR100625	Epic Hyperlink Multipurpose Shackle – Gunmetal Finish
WAR100945	Epic Hyperlink Multipurpose Shackle – Polished Aluminum Finish
WAR100630	Epic Hyperlink Multipurpose Shackle – Black Finish
WAR102045	Polyurethane Isolator for Hyperlink – Red, Sold As Pair
WAR102120	Polyurethane Isolator for Hyperlink – Black, Sold As Pair



EPIC Accessories Cont.

Epic and Premium Fairleads

Forged 6061-T6 aluminum fairleads bring rugged style and proven durability to Warn winch setups, and feature a large radius opening to minimize rope wear. Built to last, they have a corrosion and impact-resistant finish to stay looking great for years to come.

Epic Fairleads

Available in both 1" and 1.5" thicknesses, they fit a wide range of bumpers and mounting systems. Styled to match other WARN Epic accessories, they are available in black, gunmetal, or polished aluminum finishes.



Part No.	Description
WAR100650	Epic 1.0" Fairlead – Gunmetal Finish
WAR100655	Epic 1.0" Fairlead – Black Finish
WAR100660	Epic 1.0" Fairlead – Polished Aluminum Finish
WAR100725	Epic 1.5" Fairlead – Gunmetal Finish
WAR100730	Epic 1.5" Fairlead – Black Finish
WAR100735	Epic 1.5" Fairlead – Polished Aluminum Finish

Premium Fairleads

These 1" thick fairleads provide a tough and attractive upgrade to standard fairleads. Designed to fit a wide range of bumpers and mounting systems, they are available in black or polished aluminum finishes.



Part No.	Description
WAR100333	Premium 1.0" Fairlead – Black Finish
WAR100334	Premium 1.0" Fairlead – Polished Aluminum Finish

**Multi-Purpose Recovery Point for Jeep Wrangler
WAR102370**



Designed specifically to fit 2018-up Jeep Wrangler JLs with the optional Rubicon winch-ready front bumper, these recovery points provide a solid mounting point for D-ring shackles (not included), and can handle up to 12,000 lbs. of pulling force. Tough enough to use as a Hi-Lift jacking point, and powder coated for corrosion resistance. Sold in pairs, some cutting required for installation.

**PullzAll Rigging Kit
WAR685014**

Accessory Rigging kit includes a heavy-duty carry bag that can store the PullzAll and includes the addition of (2) rigging straps and (2) D-shackles.



**Medium-Duty
Winching Accessory Kit
WAR88900**

Designed for winch capacities to 10,000 lbs.

Kit includes:

- 20,000 lbs. Maximum Capacity Snatch Block With Grease Port
- 2" x 8' (5cm x 2.4m) Tree Trunk Protector, Rated To 14,400 lbs
- 2" x 30' (5cm x 9.1m) Standard Recovery Strap, Rated To 14,400 Lbs
- 3/4" (20mm) D-Shackles (2x)
- Heavyweight Denier Carry Bag
- Warn Winching Gloves



Jeep TJ Mounting Kit

The TJ Mounting system maintains the ruggedness Jeep owners appreciate with a heavy mounting plate that fits standard and optional factory tube bumpers. Available with an optional grille tube and tow hooks, the TJ System has what it takes to handle the toughest trails.



Semi-Hidden Kit

There are many advantages to using the Semi-Hidden Warn Winch Mounting System, including maintaining the factory aerodynamics, better protection against damage and theft, and optimized winch performance. The Warn mounting system uses factory frame holes and retains the stock bumper. Call for applications.



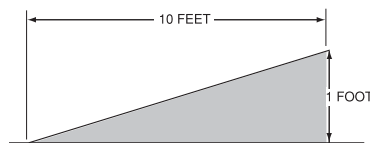
**Elite Series Front Bumpers And Front Bumpers
With Grille Guards**

These Elite Series front bumpers fit both 2-door and 4-door 2018-19 Wrangler JL vehicles, and are available in either stubby or full-width versions. Constructed from laser-cut, CNC-formed steel with a flat black powder coated finish. Integrated winch mount is positioned for maximum air flow to the radiator. Recovery tabs accept standard D-rings and built-in jack points are positioned to allow easy access to the underside of the vehicle when jacking. The stubby version allows mounting driving lights above the bumper in addition to providing clearance for 37" tires with a 2" lift. Black powder coat finish.



Part No.	Description
WAR101325	2018-19 Wrangler JL, Front Stubby Bumper, Black
WAR101330	2018-19 Wrangler JL, Front Stubby Bumper With Grille Guard, Black
WAR101335	2018-19 Wrangler JL, Front Full Width Bumper, Black
WAR101337	2018-19 Wrangler JL, Front Full Width Bumper With Grille Guard, Black
WAR101445	2018-19 Wrangler JL, Elite Series Black Steel Under Bumper Skid Plate

**How To Determine Rolling Load
Capacities For Trailer Winches**



Winch	50% (17°)	70% (35°)	100% (45°)
1000 Lbs.	1900 Lbs.	1500 Lbs.	1300 Lbs.
2000 Lbs.	3800 Lbs.	3000 Lbs.	2600 Lbs.
2500 Lbs.	4750 Lbs.	3750 Lbs.	3250 Lbs.
3500 Lbs.	6650 Lbs.	5250 Lbs.	4550 Lbs.

To determine the size of winch needed for a rolling load such as used on a car trailer:

1. Dividing the amount of rise of the ramp by the length of the ramp will provide the degree of rise. In the example, the 10 ft. ramp length is divided by the rise resulting in a 10% grade.
2. Use the chart, locate rise of ramp being used, and then read down to weight of vehicle to be loaded, or next higher number. Read winch specs to the left.
3. This guide is based on the average rolling load of a vehicle. A larger winch may be required for some vehicle configurations



Standard Manual Hubs

Warn standard manual hubs fit most 4WD vehicles and offer manual locking and unlocking when shifting in or out of four-wheel drive. Standard manual hubs are backed by a limited lifetime warranty.



Premium Manual Hubs

Warn's Premium Manual Hubs feature a Brass Style Control Dial known by four-wheelers throughout the world. Premium Manual Hubs are backed by Warn's limited lifetime warranty.



Hub Application Charts



Year	Vehicle	Spline Count	Standard Manual Set	Spindle Nut Conversion Kit	Premium Manual Set	Standard Service Kit	Premium Service Kit	Photo No.
Chevrolet/GMC								
1960-76 (G)	3/4 Ton Pickup	19	—	—	WAR9072	—	—	2
1977-87 (G,H)	3/4 Ton Pickup	19	WAR9790	WAR32720	WAR20990	WAR11967	WAR11967	2,4
1969-91 (G,H)	Blazer, Jimmy, Suburban	19	WAR9790	WAR32720	WAR20990	WAR11967	WAR20825	2,4
1969-87 (G,H)	1/2 Ton Pickup	19	WAR9790	WAR32720	WAR20990	WAR11967	WAR20825	2,4
1988-90 (H)	1 Ton Pickup, V Series Crew Cab	30	WAR11690	WAR32721	WAR38826	WAR11714	—	2
1976-87 (H)	1 Ton Pickup	30	WAR11690	WAR32721	WAR38826	WAR11714	—	2
1989-00 (J)	Geo Tracker	26	—	—	WAR34581	—	—	3
Dodge								
1980-93	1/2, 3/4 Ton Pickup And Ramcharger	19	WAR9790	—	WAR20990	WAR11967	WAR20825	2,4
1990-93	3/4 Ton Pickup	30	WAR11690	—	WAR38826	WAR11714	—	2
1990-93	1 Ton Pickup	30	WAR11690	—	WAR38826	WAR11714	—	2
Ford								
1990-94 (D,E)	Explorer	27	WAR29071	WAR32720	—	—	—	1
1966-97 (B,G,H)	Bronco	19	WAR9790	WAR32720	WAR20990	WAR11967	WAR20825	2,4
1983-89 (E,D)	Bronco II, Ranger	23	WAR29070	WAR27988	—	WAR39128	—	—
1990-97 (E,D)	Ranger	27	WAR29071	WAR32720	—	—	—	1
1959-96 (B,G,H)	1/2 Ton Pickup	19	WAR9790	WAR32720	WAR20990	WAR11967	WAR20825	2,4
1978-97 (H)	1 Ton Pickup	30	WAR11690	WAR32721	WAR38826	WAR11714	—	2
1977 1/2-97 (H)	3/4 Ton Pickup, F-250 Light Duty	19	WAR9790	WAR32720	WAR20990	WAR11967	WAR20825	2,4
1978-97 (H)	3/4 Ton Pickup, F-250 Heavy Duty	30	WAR11690	WAR32721	WAR38826	WAR11714	—	2
1999-04	Super-Duty	30	WAR11690	—	WAR38826	WAR11714	—	—
2005-16	F250 Super-Duty (Black)	35	—	—	WAR95070	—	—	—
2005-16	F250 Super-Duty (Chrome)	35	—	—	WAR95060	—	—	—
Jeep								
1974-87 (G)	Wagoneer, Cherokee, J-10 Pickup	19	WAR9790	—	WAR20990	WAR11967	WAR20825	2,4
1977-87	J-20 Pickup	19	WAR9790	—	WAR20990	WAR11967	WAR20825	2,4
1972-80 (G)	CJ, Universal, 6 Bolt	27	—	—	WAR9062	—	—	2,4
1981-86 (F)	CJ, Universal Scrambler, 5 Bolt	27	WAR28751	—	—	—	—	2,4
Toyota								
1986-95 (C)	Pickup, 4Runner, with ADD System	26	—	—	WAR28761	—	—	3
1986-92 (C)	Van, Previa	26	—	—	WAR28761	—	—	3
1993-98 (C)	T100	26	—	—	WAR28761	—	—	3
Dana								
All	Dana 30 Axle	27	—	—	WAR9062	—	WAR7300	3
All	Dana 44 Axle	19	—	—	WAR20990	—	WAR20825	2,4
All	Dana 44 H.D. Axle	19	—	—	WAR9072	—	—	3
Suzuki								
1989-01	Sidekick	26	—	—	WAR34581	—	—	3
1982-01	Samurai, Sierra	26	—	—	WAR34581	—	—	—


Footnotes

- B-** Will not fit 1987 - early 1988 model vehicles, flange mount.
- C-** When replacing factory automatic hubs with manual hubs, you must also purchase Conversion Kit WAR29918. Except for ADD (Automatic Differential Disconnect) System.
- D-** Very early 1990 vehicles with 23-tooth axle spline require 1989 model hubs.
- E-** When replacing factory automatic hubs with manual hubs, you must also purchase Conversion Kit WAR27988 for 1983-89 vehicles; Conversion Kit WAR32720 for 1990 and later vehicles.
- F-** Will not fit vehicles with factory optional chrome wheels.
- G-** Hubs are not compatible with full-time four-wheel drive unless used in conjunction with a transfer case conversion kit.
- H-** When replacing automatic 3-hole cap screw hubs with manual hubs, you must purchase conversion kit per application chart.
- J-** Not for front disconnect axle systems.




BumpStep And BumpStep XL Hitch Mounted Step And Bumper Protection **NEW!**

The BumpStep installs directly into any conventional 2" receiver to add a convenient step up for easier access. Injection-molded from an incredibly strong proprietary resin, it can absorb impacts, adding extra bumper and vehicle protection. Holds up to 300 lbs. Choose from the standard 12" wide BumpStep or the 24" wide BumpStep XL.




Part No.	Description
WEA81BS1	BumpStep
WEA81BS1XL	BumpStep XL, Includes Std. Hardware

Indoor And Outdoor Mats



Outdoor Mats



Indoor Mats

Made in the USA with 100% recyclable resin, the Outdoor Mat has a specially designed scraper edge and scraper cones to remove mud and from footwear. Robust design lays flat and stays put. Outdoor mat features perimeter vents that allows mat to drain. Indoor mat has raised solid lip to secure fluid, dirt, and debris.

All-Weather Floor Mats

With deep channels to trap water, road salt, mud, and sand, WeatherTech All-Weather Floor Mats provide excellent protection against the harshest weather conditions. The advanced, 100% recyclable Thermoplastic Elastomer (TPE) material stays flexible in the coldest temperatures and features a protective, non-stick finish for quick and easy clean-ups. For many vehicles, they are available in model-specific versions, while other applications can be selected from a wide range of sizes and shapes to get the best match.



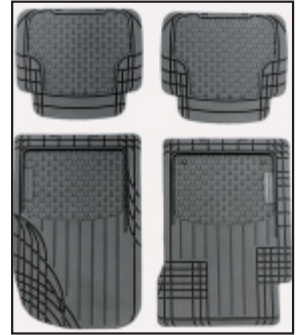
FloorLiner

WeatherTech FloorLiners use a laser-measured design to provide complete protection to a vehicle's interior carpet by covering the carpet up the front, back, and even the sides of the vehicle's footwell. Deep surface channels carry liquid and debris away from shoes to special spill and slosh-resistant reservoirs to allow easy removal over the door sill. Made with a patented High-Density Tri-Extruded (HDTE) material, FloorLiners have a rigid core for added strength, yet maintain a grippy surface to prevent slipping.



AVM – All Vehicle Mats

All Vehicle Mats (AVM) are the first universal-style mat designed with distinctive driver and passenger-side mats to provide better fit and coverage. A tall outer ridge and deep reservoir area helps keep liquids and dirt away from the vehicle's carpet. The AVM mat is the first universal-style Floor Mat to incorporate specifically designed driver and passenger mats. The mats also feature a tall outer ridge and reservoir to help trap fluids and debris from the vehicle's flooring. A patented MatGrip retention device and molded-in ribs help hold the mat securely in place on carpet for a safe, secure fit.



Side Window Deflectors

WeatherTech Side Window Deflectors install into the window channel to provide fresh air while keeping an OE look. Made from durable 3mm acrylic, they install quickly and easily with no exterior tape required. Designed to fit perfectly into the window channel, these low-profile deflectors help reduce wind noise and allow interior heat to escape while keeping rain out. WeatherTech light-tinted deflectors are the only ones available with a DOT-approved glazing material. Available in light or dark tint for most vehicles.



Sunshade

Custom-fit for most models, Sun-Shade Windshield sun shades help keep vehicles cool in summer, and help warm up interiors and avoid frost build-up in the winter. When installed correctly, they stay securely in each window opening and can be rolled up and stored using the integrated hook-and-loop strap system when not in use.



No-Drill MudFlaps

WeatherTech MudFlaps are laser-measured for an exact fit, allowing installation in minutes without removing the wheels/tires, and most important: without drilling into the delicate painted metal of your vehicle. The proprietary thermoplastic resin is designed to withstand the harshest conditions, and each mudflap is shaped specifically for the respective application, providing excellent protection from dirt and gravel.



Stone & Bug Deflectors

Protect your hood and windshield from stone chips and bug splatter! The sleek, low-profile design of the WeatherTech Easy-On Stone & Bug Deflector offers easy, drill-free installation on most trucks, SUVs, cars, or minivans with 3M automotive adhesive tape or with fasteners that use existing holes in the vehicle's hood. The tough aerospace-grade acrylic is almost indestructible and extremely scratch-resistant, even in harsh weather conditions.



TechLiner – Truck Bed Liner

The WeatherTech TechLiner is custom-fit to each application and designed for easy installation with no drilling required, making it one of the most practical solutions available to protect pick-up truck beds. The TechLiner seamlessly covers the truck bed and tailgate with a “soft-touch” material to prevent scratches, dings, and scuffs while keeping cargo from sliding around, yet still allows easy loading and unloading. Made from a 100% recyclable UV-resistant thermoplastic elastomer, the TechLiner remains flexible and durable in even the most extreme temperatures, fitting the exact contours of the truck bed.



TechCare FloorLiner & Floor Mat Cleaner/Protector

Keep WeatherTech Liners and Floor Mats looking like new with a custom-engineered and blended cleaner and protector. Use the biodegradable foaming cleaner to quickly remove scuff marks, dirt, and stains, then follow up with the protector to add a strong, durable coating to the liner/mat that resists scuff marks, staining, and everyday wear-and-tear while drying to an anti-slip finish.



Part No.	Description
WEA8LTC36K	Cleaner and Protector Kit, Contains 1x 18-oz. Cleaner & 1x 18-oz. Protector
WEA8LTC37K	Cleaner Only 18-oz. Bottle
WEA8LTC38K	Protector Only 18-oz. Bottle

CargoTech Cargo Containment System

Create a trunk within your trunk! The CargoTech system works with a WeatherTech Cargo Liner or the surface of a car’s trunk or SUV cargo area to help keep large or unusually shaped items from shifting or spilling. The four-piece CargoTech system uses durable plastic corners with a super grippy underside to keep grocery bags, coolers, boxes, and more from sliding around. Adjustable to a wide range of sizes and shapes and built to last.



TechCare Interior Detailer

Carefully engineered with a neutral pH, TechCare Interior Detailer is designed to easily clean dust and grime without harming your vehicle’s interior surfaces. Great for vinyl, leather, plastic, and more, its mild formula makes it safe to use on virtually all non-glass interior surfaces.



Part No.	Description
WEA8LTC49K	TechCare Interior Detailer 18-oz. Bottle

WaterBlade

Remove liquids from glass, tile, painted surfaces, or almost any material quickly and easily. The hand-held WaterBlade’s soft, 12” silicone blade conforms to surface contours to safely remove water from almost any surface without streaking or scratching. The ergonomic, tapered design is easy to hold and use, making it a great time-saver for home and auto.



TechCare Interior Glass Cleaner with Anti Fog

TechCare Interior Glass Cleaner with Anti-Fog from WeatherTech features a unique formula designed to clean interior automotive glass without streaking or film build-up. In addition, it helps to prevent interior window fogging due to temperature changes, even in cold weather climates. Not recommended for use on windows with aftermarket tint.



Part No.	Description
WEA8LTC45K	TechCare Glass Cleaner with Anti-Fog, 18-oz Bottle



Signature Series Step Bars



Year	Model	Chromed	Black
Chevrolet			
2001-14	Silverado 2500HD/3500HD Extended Cab	—	WES25-1685
1999-13	Silverado 1500/2500LD Extended Cab	WES25-1680	WES25-1685
Dodge			
2003-09	Ram 2500/3500 Quad Cab	WES25-2310	—



- 3" Round Tube
- Galvanized Mild Steel (Black or Chrome)
- Recessed Step Area
- No-Drill Installation
- Mount Kit Included

Chrome Mild Steel
3 Years Warranty

Black Powdercoat Galvanized Mild Steel
5 Years Warranty

Stainless Steel Platinum Series™ Step Bars



With brilliant chrome plated stainless steel tubing, Westin's Platinum Series Step Bars won't yellow or tarnish over time.

Year	Model	Chromed Stainless	Black
Chevrolet			
1999-13	Silverado/GMC Sierra 1500/2500LD Ext. Cab, 4-Dr. ⁹	WES26-1680	—
2001-14	Silverado/GMC Sierra 2500HD/3500 Extended Cab ⁹	WES26-1680	—
2019	Chevy Silverado Crew Cab	WES21-4130	WES21-4135

Footnotes

⁹ - Excludes S.S. models

Dual Step

For 3 and 4-Door Trucks and 4-Door SUV's



- 3" Diameter Stainless Steel Tube
- Durable Stainless Steel With Highly Polished Chrome Finish
- Non-Skid Recessed Step Area
- Customized Mounting Brackets Vary With Each Application

Platinum Oval Step Bar


The Platinum Oval Step Bar available in a highly polished 304 stainless steel or black powder coat on e-Coated mild steel for maximum rust protection. The new 4.25" elliptical shaped Platinum Oval Step Bar design includes a mandrel-bent bar for a stylish look. Black powder coat steel bars have a 3-year warranty; polished stainless steel tubes are backed by Westin's exclusive lifetime warranty! No drilling required.

Year	Make	Polished	Black
Chevrolet			
2001-14	Silverado 2500HD/3500 Reg Cab	WES21-1400	WES21-1405
1999-13	Silverado 1500/2500LD Extended Cab 3/4-Dr.	WES21-1680	WES21-1685
2001-14	Silverado 2500HD/3500 Extended Cab 3/4-Dr.	WES21-1680	WES21-1685
2014-18	Silverado 1500 Reg. Cab	WES21-3800	—
2014-18	Silverado 1500 Ext. Cab	WES21-3810	—
2014-18	Silverado 1500 Crew Cab	WES21-3820	—
2019	Silverado 1500 Crew Cab	WES21-4130	WES21-4135
	Sierra 1500 Crew Cab		
Dodge			
2009-18	Ram 1500/2500 Quad Cab	WES21-3560	—
2019	Ram 1500 Crew Cab	WES21-4080	WES21-4085
2019	Ram 1500 Quad Cab	WES21-4090	WES21-4095
Ford			
2009-13	F150, Super Cab	—	WES21-3515
GMC			
1999-13	Sierra 1500/2500LD Reg Cab	WES21-1400	WES21-1405
2001-14	Sierra 2500HD/3500 Reg Cab	WES21-1400	WES21-1405
1999-13	Sierra 1500/2500LD Extended Cab 3/4-Dr.	WES21-1680	WES21-1685
2001-14	Sierra 2500HD/3500 Extended Cab 3/4-Dr.	WES21-1680	WES21-1685
2001-14	Sierra 500HD/2500HD/3500 Crew Cab 4-Dr.	WES21-1950	WES21-1955
2014-18	Sierra 1500 Crew Cab	WES21-3820	—



Sure-Grip Running Boards

A combination of functionality and style. Made of extruded aluminum with the choice of clear anodized or black powdercoat finish. Featuring a 4.5" wide rubberized step pad for secure footing and molded polymer end caps. Backed by Westin's 5-year warranty. Mounting kit sold separately.



Year	Model	Clear Anodized	Black Powdercoat	Mount Kit
Chevrolet				
2014-18	Silverado 1500 Extended Cab	WES27-6130	WES27-6135	WES27-2145
2014-18	Silverado 1500 Crew Cab	—	WES27-6145	WES27-2145
2019	Chevrolet Silverado Crew Cab	WES27-6150	WES27-6155	WES27-2145
GMC				
2005-13	Yukon, 4-Dr. (Excludes Z71)	WES27-6130	WES27-6135	WES27-1645
2005-13	Yukon XL (Excludes Z71)	—	WES27-6145	WES27-1645
2014-18	Sierra 1500 Extended Cab	WES27-6130	WES27-6135	WES27-2145
2014-18	Sierra 1500 Crew Cab	—	WES27-6145	WES27-2145



Mounting kits sold separately

4" Oval Tube Step Bars

Extruded .085" wall stainless steel tubes offer an extra wide step surface for secure footing. 30% longer than round tube step pads, the 26" long grooved step pad channels water away for maximum slip resistance. Permanent molded end caps add a stylish, finished look. Mounting kit sold separately.

Year	Model	Polished	Mount Kit
Chevrolet			
1999-13	Silverado 1500/2500LD Regular Cab, Classic	—	WES22-1085
1999-00	Silverado 1500/2500LD Ext. Cab, 3-Dr., Classic	WES22-5020	WES22-1085
2000-13	Silverado 1500/2500LD Ext. Cab, 4-Dr., Classic	WES22-5020	WES22-1085
2001-13	Silverado 1500HD Crew Cab, Classic	WES22-5040	WES22-1075
2001-14	Silverado 2500HD/3500 Extended Cab, Classic	WES22-5020	WES22-1065
2001-14	Silverado 2500HD/3500 Crew Cab (2002-04 1500HD)	WES22-5040	—
2007-13	Silverado, 1500/2500/3500, Regular Cab	—	WES22-1065
2007-13	Silverado, 1500/2500/3500, Extended Cab	WES22-5020	WES22-1065
2007-13	Silverado, 1500/2500/3500, Crew Cab	WES22-5040	WES22-1075
2014-18	Silverado 1500 Regular Cab	—	—
2014-18	Silverado 1500 Extended Cab	WES22-5020	WES22-2015
2014-18	Silverado 1500 Crew Cab	WES22-5040	WES22-2015
2019	Silverado 1500 Crew Cab	—	—
	Sierra 1500 Crew Cab	WES22-5030	—
Dodge			
2009-18	Ram 1500, Crew Cab	—	WES22-1905
2009-18	Ram 1500, Quad Cab	WES22-5020	WES22-1905
2002-08	Ram 1500 Pickup, Quad Cab	WES22-5030	—
2003-09	Ram 2500/3500 Pickup, Quad Cab	WES22-5030	WES22-1015
2010-19	Ram 2500, Crew Cab	WES22-5030	WES22-1905
Ford			
2004-14	F150, Super Cab, (Excludes Heritage)	WES22-5030	—
1997-03	F150/Heritage Super Cab, 3/4-Dr. (Excludes Supercrew)	WES22-5020	—
2004-14	F150, Super Crew	WES22-5040	WES22-1885
1999-16	F250HD/F350/F450/F550, Super Duty Super Cab	WES22-5020	WES22-1035
1999-16	F250HD/F350/F450/F550, Super Duty Crew Cab	WES22-5040	WES22-1035
2015-19	F150 Super Cab	WES22-5020	—
2015-19	F150 Super Crew	WES22-6040	WES22-2055
2017-19	F250/350 Crew Cab	WES22-5040	WES22-2055
2017-19	F250/350 Super Cab	WES22-5020	WES22-2055
GMC			
1999-00	Sierra 1500/2500LD Extended Cab	WES22-5020	—
2000-13	Sierra 1500/2500LD Extended Cab, Classic	WES22-5020	WES22-1085
2001-14	Sierra 2500HD/3500 Extended Cab, Classic	WES22-5020	WES22-1065
2001-14	Sierra 2500HD/3500 Crew Cab, Classic	WES22-5040	WES22-1075



6" Oval Tube Step Bars

6" Oval Tube Steps are solid construction straight-style steps with a 6" diameter at widest tube dimension. They offer a full 5" step area and provide an OE-style look with a polished stainless steel finish. They are cradle-mounted utilizing a vehicle-specific mounting kit (required, sold separately).

Year	Model	Polished	Mount Kit
Chevrolet			
2000-13	Silverado 1500/2500LD, Extended Cab, 4-Dr.	WES22-6020	WES22-1085
2004-13	Silverado 1500, Crew Cab	WES22-6040	WES22-1075
2001-14	Silverado 2500HD/3500, Regular Cab	WES22-6000	WES22-1065
2001-14	Silverado 2500HD/3500, Extended Cab	WES22-6020	WES22-1065
2014-18	Silverado 1500, Extended Cab	WES22-6020	WES22-2015
2014-18	Silverado 1500, Crew Cab	WES22-6040	WES22-2015
Dodge			
2009-18	Ram 1500, Quad Cab	WES22-6020	WES22-1905
2002-08	Ram 1500, Quad Cab	—	WES22-1015
2010-19	Ram 2500/3500, Crew Cab	—	WES22-1905
2003-09	Ram 2500/3500, Quad Cab	—	WES22-1015
Ford			
2004-14	F150, Regular Cab	WES22-6000	WES22-1885
2004-14	F150, Super Cab	—	WES22-1885
2015-19	F150, Super Cab	WES22-6020	WES22-2055
2015-19	F150, Super Crew	WES22-6040	WES22-2055
1997-03	F150/250LD, Regular Cab	WES22-6000	WES22-1045
1997-03	F150/250LD, Super Cab	WES22-6020	WES22-1045
1999-16	F250/350/450/550HD, Super Duty, Reg. Cab	WES22-6000	WES22-1035
1999-16	F250/350/450/550HD, Super Duty, Super Cab	WES22-6020	WES22-1035
1999-16	F250/350/450/550HD, Super Duty, Crew Cab	WES22-6040	WES22-1035
2017-18	F250/350 Crew Cab	WES22-6040	WES22-2055
2017-18	F250/350 Super Cab	WES22-6020	WES22-2055
GMC			
1999-13	Sierra 1500/2500, Regular Cab	WES22-6000	WES22-1085
1999-00	Sierra 1500/2500LD, Extended Cab, 3-Dr.	WES22-6020	WES22-1085
2000-13	Sierra 1500/2500LD, Extended Cab, 4-Dr.	WES22-6020	WES22-1085
2001-13	Sierra 1500, Crew Cab	WES22-6040	WES22-1075
2001-14	Sierra 2500HD/3500, Regular Cab	WES22-6000	WES22-1065
2001-14	Sierra 2500HD/3500, Extended Cab	WES22-6020	WES22-1065
2001-14	Sierra 2500HD/3500, Crew Cab	WES22-6040	WES22-1075
2014-18	See Silverado Section	—	—



Polished Mild Steel
Lifetime Warranty

Black Powdercoat
Mild Steel
3-Year Warranty

TECH TIP

Universal Lengths For 6" Oval Tubes

Length	Polished
53"	WES22-6000
75"	WES22-6020
85"	WES22-6030
91"	WES22-6040

E Series Round Bars

Westin's hot new Oval Tube Step Bar is made of mild steel or polished stainless steel and offers an extra wide step surface for secure footing. Newly designed step pad is grooved from end-to-end to channel water away for maximum slip resistance.



Year	Model	Polished	Black
Chevrolet/GMC			
1999-13	Silverado/GMC Sierra 1500/2500LD, Regular Cab	WES23-1400	—
2001-13	Silverado/GMC Sierra 1500/2500LD, Extended Cab	WES23-1680	WES23-1685
2001-13	Silverado/GMC Sierra 1500, (Including 2004-08 1500LD), Crew Cab	WES23-1950	—
2001-14	Silverado/GMC Sierra 2500/3500LD, Regular Cab	WES23-1400	—
2001-14	Silverado/GMC Sierra 2500/3500LD, Extended Cab	WES23-1680	WES23-1685
2001-14	Silverado/GMC Sierra 2500/3500LD, Crew Cab	WES23-1950	—
Dodge			
2009-18	Ram, Regular Cab	WES23-3540	—
2009-18	Ram 1500, Quad Cab	WES23-3550	—
2010-16	Ram 1500, Crew Cab	WES23-3560	—
2003-09	Ram 2500/3500, Quad Cab	WES23-2310	—
2019	Ram 2500/3500, Crew Cab (Excl. 2019 Ram 1500 Classic)	WES23-4080	WES23-4085
2019	Ram 2500/3500, Quad Cab (Excl. 2019 Ram 1500 Classic)	WES23-4090	WES23-4095
Ford			
1999-17	F250/350/450/550HD, Superduty, 4-Dr., Super Cab	WES23-1310	—
1999-17	F250/350/450/550HD Super Duty, Regular Cab	WES23-1320	WES23-1325
1999-19	F250/350/450/550HD Super Duty, Crew Cab	—	—
2017-19	F250/350 Crew Cab	—	WES21-3945
2017-19	F250/350 Super Cab	WES23-3930	—



Pro Traxx Oval Tube Step Bars

Pro Traxx step bars feature a bold, saddle pad mounted design with a 4" or 5" textured step area. Step bars include deep waterways to keep step areas dry for sure footing. Offered with polished stainless steel or black powder coated finish, step bars offer a no-drill installation and are sold complete with mounting kit.




Year	Model	Pro Traxx 4"		Pro Traxx 5"	
		Polished	Black	Polished	Black
Chevrolet/GMC					
2014-18	Silverado/Sierra 1500 Double Cab	—	—	WES21-53710	—
2014-18	Silverado/Sierra 1500 Crew Cab	WES21-23720	—	WES21-53720	—
2019	Chevy Silverado/Sierra 1500 Crew Cab	WES21-24130	WES21-24135	WES21-54130	WES21-54135
2007-14	Silverado/Sierra 2500HD Ext. Cab	WES21-21680	WES21-21685	WES21-51680	—
2007-14	Silverado/Sierra 2500HD Crew Cab	WES21-21950	WES21-21955	WES21-51950	—
2015-17	Silverado/Sierra 2500/3500 Double Cab	—	WES21-23715	—	—
2015-17	Silverado/Sierra 2500/3500 Crew Cab	WES21-23720	WES21-23725	—	—
Dodge					
2009-18	Ram 1500/2500/3500 Crew Cab	WES21-23560	WES21-23565	WES21-53560	—
2009-18	Ram 1500 Quad Cab	WES21-23550	WES21-23555	—	—
2019	Ram 1500 Crew Cab (Excl. 2019 Ram 1500 Classic)	WES21-24080	WES21-24085	WES21-54090	WES21-54095
2019	Ram 1500 Quad Cab (Excl. 2019 Ram 1500 Classic)	WES21-24090	WES21-24095	WES21-54080	WES21-54085
Ford					
2015-19	F-150 Super Cab	WES21-23930	—	—	—
2017-18	F250/350 Crew Cab	WES21-23940	—	WES21-53940	WES21-53945
2017-18	F250/350 Super Cab	WES21-23930	WES21-23935	—	WES21-53935
Jeep					
2018-19	Jeep Wrangler 4-Door	—	—	WES21-54060	WES21-54065



R7 Nerf Step Bars

Wide, flat step bars with oversized OE-style step pads provide a sleek, stylish alternative to round or oval step bars. End caps and injection-molded bracket covers provide a clean, finished appearance. Available in black powder coat or stainless steel finish. Mounting kit included.

Part No.	Description	Stainless	Black
Chevrolet/GMC			
2019	Chevy Silverado Crew Cab	WES28-71270	WES28-71275
Dodge			
2019	Dodge Ram 1500 Crew Cab (Excl. 2019 Ram 1500 Classic)	WES28-71220	WES28-21225
2019	Dodge Ram 1500 Quad-Cab (Excl. 2019 Ram 1500 Classic)	WES28-71230	WES28-71235



Triple-Tube Rock Rail Steps for 2018-19 Jeep Wrangler JLU

WES42-6025

Protect rocker panels from rocks and logs with these heavy-duty rock rails for the four-door JLU. Built with .120" wall 2" diameter steel tubing with a welded support plate, the Triple Tube Rock Rail bolts directly to the frame, up close to the body for maximum protection and ground clearance with no drilling required. A coarse-textured, 16-gauge step plate on top of the rail provides sure footing for entry and exit. Textured black powder coating resists scuffs and corrosion. Three-year limited warranty.



HDX Drop Nerf Step Bars for 2018-19 Jeep Wrangler JL and JLU

Stylish and rugged-looking HDX Drop Nerf Step Bars provide easier access to the Jeep Wrangler JL/JLU. One-piece design with large die-stamped step areas provide maximum traction and 2" more heel/toe area than competitive step bars. Designed to bolt on without no drilling required, they fit tight against the rocker panels a solid fit using the included mounting kit. Step plates can be removed for easy cleaning, and textured black powder coat finish protects against the elements. Three-year limited warranty.



Part No.	Description
WES56-14055	HDX Drop Nerf Step Bars for 2-Door Jeep Wrangler JL
WES56-14065	HDX Drop Nerf Step Bars for 4-Door Jeep Wrangler JLU

HDX Stainless Steel Drop Nerf Step Bars for 2018-up Jeep Wrangler JL and JLU

These are almost identical to the standard HDX Drop Nerf Step Bars, except with black powder coated 410 stainless steel construction and natural stainless steel removable step plate for maximum corrosion resistance. Covered by Westin's five-year limited warranty.



Part No.	Description
WES56-14052	HDX Stainless Steel Drop Nerf Step Bars for 2-Door Jeep Wrangler JL
WES56-14062	HDX Stainless Steel Drop Nerf Step Bars for 4-Door Jeep Wrangler JLU

Cowl Mount for LED Light Bar 2018-up Jeep Wrangler JL/JLU WES62-41075

Securely mount an LED light to the cowl of the Jeep Wrangler JL/JLU with these heavy-duty mounting brackets. Made of cast aluminum with a textured black powder coating, they attach to existing mounting points with stainless steel fasteners for a hassle-free installation, and include foam gaskets to protect the vehicle finish. Three-year warranty. NOTE: Light bar not included.



WJ2 Spare Tire Relocator 2018-up Jeep Wrangler JL/JLU WES59-89005

Easily relocate the spare tire on your Jeep Wrangler JL/JLU to accommodate spares up to 37" in diameter without sacrificing the functionality of the factory rubber isolators. Retains full use of the factory third brake light and rear-view camera without any modification of factory wiring. Made of steel with a textured black powder coating. Three-year warranty.



A-Pillar LED Light Mount 2018-up Jeep Wrangler JL/JLU WES62-41085

Quickly attach a single-post LED light to the lower part of the A-pillar with this convenient bracket. Made of heavy 7-gauge steel with a textured black powder coating to resist corrosion, each bracket includes stainless steel fasteners and foam gaskets, and secures to pre-existing bolt locations for a drill-free installation. Three-year warranty. Sold individually.



HDX LED Grille for 2018-up Jeep Wrangler JL WES34-1115

The HDX LED grille not only provides an aggressive look with added protection from branches and rocks, it also puts 10,800 lumens of LED lighting readily at hand! An 11-gauge steel frame with laser-cut Westin logo and tough steel mesh is form-fitted for the new JL/JLU, while the adjustable, integrated LED light bar lights up the trail. One-piece construction installs easily with included hardware and wiring harness, with no drilling required. Protected by a textured black powder coat finish and backed by a 5-year limited warranty.



Dry Coat Rust Preventative WSHWH003172

Water-based rust preventative is a significant advancement in corrosion protection technology, replacing solvent and oil-based corrosion inhibitors. After application, clear protective coating is dry to the touch and does not attract dirt or dust on metal parts. Product is non-hazardous and washes off using mild detergents. Sold in 16-oz. bottles.



Metal Rescue Rust Remover Bath

Metal Rescue is a non-hazardous, easy, safe, clean, and effective way to remove without any of the risks involving health or environmental concerns. Simply immerse rusty parts in the liquid from 5 minutes to 24 hours based on the amount of rust. Product removes rust from the part and becomes suspended in the solution. Once rust is removed, simply rinse part off and dry, and the part is ready for use.

Part No.	Description
WSHWH290487	1 Gallon
WSHWH570295	5 Gallon





NEW VENDOR

Mist-N-Shine™ Detailer

Quick and easy to use, non-streaking exterior detailer that doesn't leave a dust or film residue. Works well on any surface, even in direct sunlight. Contains no wax, silicone, or petroleum products. Sold each.

Part No.	Description
WIZ01214	22-oz. Spray Bottle
WIZ01217	One-Gallon Bottle



Mystic Spray Wax™ WIZ01235

Easy to apply and remove, this premium wax is formulated not to leave any white residue or abrasive scratch marks. Will remove dust, bugs, and fingerprints. Can be applied on chrome, plastics, and fiberglass. 22-oz. spray bottle. Sold each.



Metal Polish WIZ11011

The magic is in the cloth! With superior cutting action, Wizards metal polish infused cloth will remove tarnish, corrosion, brake dust, oxidation, and tar from aluminum, chrome, stainless, copper, bronze and magnesium. Will not cake up or scratch metal finishes. 3-oz. container. Sold each.



Metal Renew™ WIZ11020

This easy-to-use, fast-cutting liquid metal polish will restore, shine, and protect most metal surfaces. Melts away rust, tarnish, and oxidation, leaving a high-gloss protective finish. Can be used by hand or with power wheel. 8-oz. bottle. Sold each.



Shine Master™ WIZ11033

Developed to remove swirl marks, fine line scratches, and light oxidation. Can be used as a cleaner, polish, and breathable sealant to create a show quality gloss with long term durability. Dries quickly, buffs off easily, and leaves no greasy film or powder residue. For use by hand or machine. 16-oz. bottle. Sold each



Mystic Cut™ Smart Abrasive Technology™ Compound

A fast-cutting compound formulated with exclusive Smart Abrasive Technology™ for use on scratch-resistant, hard-to-buff medium and high-solid clears and all types of paint finishes. Contains no wax, silicone, or crystalline silica. Excellent for removing swirls, fading, and water spots. Use with high-speed rotary, dual-action orbital polisher or by hand. Sold each.

Part No.	Description
WIZ11038	8-oz. Bottle
WIZ11048	32-oz. Bottle



Tire And Vinyl Shine™ WIZ11055

This multi-purpose dressing and protectant for vinyl, leather, rubber, and plastic surfaces leaves no greasy residue and dries fast to a glossy finish. 22-oz. spray bottle. Sold each.



All Wheel And Tire Cleaner™ WIZ11061

An eco-friendly foam cleaner that is safe on most OE and custom wheels. Easily dissolves and removes brake dust, dirt, and road grime. Excellent for cleaning blackwall, whitewall, and raised white letter tires. 22-oz. spray bottle. Sold each.



Water Bandit™ WIZ11066

All-purpose synthetic chamois that absorbs water 3 times faster than an ordinary leather chamois. Machine washable. Includes storage case. 27" x 17". Sold each.



Bug Release™ WIZ11081

Formulated to quickly soften bug residue on all painted surfaces without damaging chrome, plastic, or painted surfaces. 22-oz spray bottle. Sold each.



The Wizard 21™ Big Throw Polisher

Dual-action orbital polisher with 21mm stroke. Manufactured with no-delay trigger and constant speed control. Operating range of 2000-4200 RPM with 1-6 speed dial.



Part No.	Description
WIZDAP0121	Includes 6" Backing Plate And Tote Bag, Weighs 6 Lbs.
WIZDAPKIT01	Includes Mystic Nano Wax™ 8-oz., Mystic Cut™ 8-oz., 6" Orange Microfiber Cutting Pad, 6" Gray Foam Finishing Pad And Pad Conditioning Brush



12V AGM Batteries

Non-spillable AGM, or "Absorbed Glass Mat", batteries use an electrolyte suspended in an absorbent fiberglass material instead of flooding the battery with water. M6 terminal hardware included. Side-post (XSP551) or top-post (XSP580) terminal adapters sold separately.



Year	Model	Engine	Part No.	Accessory
Cadillac				
1999-2006	Escalade	5.3, 5.7, 6.0	XSPD3400	551 for side post, 580 for top post
Chevrolet				
2002-2006	Avalanche 1500, 2500	5.3, 8.1	XSPD3400	551 for side post, 580 for top post
2007-2013	Avalanche	5.3, 6.0	XSPD4800	580
1999-2007	Silverado 1500, 1500HD, 2500, 2500HD, 3500, 3500HD	4.8, 4.8, 5.3, 6.0, 6.6, 8.1	XSPD3400	551 for side post, 580 for top post
2007-2015	Silverado 1500, 1500HD, 2500HD, 3500, 3500HD	4.3, 4.8, 5.3, 6.0, 6.2	XSPD4800	551 for side post, 580 for top post
1995-1999	Suburban C1500, C2500, K1500, K2500	5.7, 6.5, 7.4	XSPD3400	551 for side post, 580 for top post
2000-2006	Suburban 1500, 2500	5.3, 6.0, 8.1	XSPD3400	551 for side post, 580 for top post
2007-2014	Suburban 1500, 2500	5.3, 6.0	XSPD4800	580
1995-2006	Tahoe	4.8, 5.3, 5.7, 6.5	XSPD3400	551 for side post, 580 for top post
2007-2015	Tahoe	4.8, 5.3, 6.0, 6.2	XSPD4800	580
1995-2005	Blazer	4.3	XSPD925	527 bracket
2002-2009	Trailblazer	4.2, 5.3, 6.0	XSPD3400	551 for side post, 580 for top post
1995-1999	C1500	4.3, 5.0, 5.7, 6.5	XSPD3400	551 for side post, 580 for top post
1995-2000	C2500	4.3, 5.0, 5.7, 6.5	XSPD3400	551 for side post, 580 for top post
1995-2002	C3500	5.7, 6.5, 7.4, 8.1	XSPD3400	551 for side post, 580 for top post
1995-2000	K1500, K2500, K3500	4.3, 5.0, 5.7, 6.5, 7.4	XSPD3400	551 for side post, 580 for top post
Dodge				
1995-1998	B1500, B2500, B3500	3.9, 5.2, 5.9	XSPD2700	580
1995-2005	Dakota	2.5, 3.7, 3.9, 4.7, 5.2, 5.9	XSPD2700	580
2006-2011	Dakota	3.7, 4.7	XSPD6500	580
1998-2003	Durango	3.9, 4.7, 5.2, 5.9	XSPD2700	580
2004-2009	Durango	3.7, 4.7, 5.7	XSPD6500	580
2011-2013	Durango	3.6, 5.7	XSPD4800	580
2014-2015	Durango	3.6	XSPD4800	580
2014-2015	Durango	5.7	XSPD4900	580
1995-2003	Ram 1500, 2500, 3500	3.7, 3.9, 4.7, 5.2, 5.7, 5.9	XSPD2700	580
2002-2009	Ram 1500, 2500, 3500, 4500, 5500	3.7, 4.7, 5.7, 5.9, 6.7, 8.0, 8.3	XSPD2700	580
2008-2010	Ram 1500, 2500, 3500, 4500, 5500	3.7, 4.7, 5.7, 5.9, 6.7	XSPD4800	551 for side post, 580 for top post
2011-2015	1500	3.0	XSPD4900	580
2011-2015	1500, 2500, 3500, 4500, 5500	3.6, 3.7, 4.7, 5.7, 6.4, 6.7	XSPD4800	551 for side post, 580 for top post
Ford				
1995-1996	Bronco	5.0, 5.8	XSPD6500	580
2000-2005	Excursion	5.4, 6.0, 6.8, 7.3	XSPD6500	580
1997-2015	Expedition	3.5, 4.6, 5.4	XSPD6500	580
1995-2012	Explorer, Sport Trac	2.0, 3.5, 4.0, 4.6, 5.0	XSPD6500	580
1995-2011	Ranger	2.3, 2.5, 3.0, 4.0	XSPD3400	580
1995-1997	Ranger (Optional)	2.3, 3.0, 4.0	XSPD6500	580
1995-2015	F-250, F-250 Super Duty, F-350, F-350 Super Duty, F-450 Super Duty,	4.6, 4.9, 5.0, 5.4, 5.8, 6.0, 6.2, 6.4, 6.7, 6.8, 7.3, 7.5	XSPD6500	580
1995-1996	F-150	4.9	XSPD6500	580
1998-2014	F-150, F-150 Heritage	4.2, 4.6, 5.0, 5.4, 5.8, 6.2, 7.3, 7.5	XSPD3400	580
1998-2014	F-150, F-150 Heritage (Optional)	4.2, 4.6, 5.0, 5.4, 5.8, 6.2, 7.3, 7.5	XSPD6500	580
2011-2014	F-150	3.5, 3.7	XSPD6500	580
2015	F-150, F-150 King Lariat	2.7, 3.5, 5.0	XSPD4800	551 for side post, 580 for top post
GMC				
1999-2007	Sierra 1500, 2500HD, 3500, 3500HD, Denali	4.3, 4.8, 5.3, 6.0, 6.2, 6.6, 8.1	XSPD3400	551 for side post, 580 for top post
2007-2014	Sierra 1500, 2500HD, 3500, 3500HD	4.3, 4.8, 5.3, 6.0, 6.2, 6.6, 8.1	XSPD4800	580
2014-2015	Sierra 2500HD (Optional)	6.0	XSPD4800	551 for side post, 580 for top post
1995-1999	C1500	4.3, 5.0, 5.7, 6.5	XSPD3400	551 for side post, 580 for top post
1995-2000	C2500	4.3, 5.0, 5.7, 6.5	XSPD3400	551 for side post, 580 for top post
1995-2002	C3500	5.7, 6.5, 7.4, 8.1	XSPD3400	551 for side post, 580 for top post
1995-2001	Jimmy	4.3	XSPD925	527
1995-2004	Sonoma	2.2, 4.3	XSPD925	527
1995-1999	Suburban C1500, C2500, K1500, K2500	5.7, 6.5, 7.4	XSPD3400	551 for side post, 580 for top post
2000-2006	Suburban 1500, 2500, Yukon XL	5.3, 6.0, 8.1	XSPD3400	551 for side post, 580 for top post
2007-2014	Suburban 1500, 2500, Yukon XL	5.3, 6.0	XSPD4800	580
1995-2006	Yukon, Yukon Denali	4.8, 5.3, 5.7, 6.5	XSPD3400	551 for side post, 580 for top post
2007-2015	Yukon	4.8, 5.3, 6.0, 6.2	XSPD4800	580
1995-2000	K1500, K2500, K3500	4.3, 5.0, 5.7, 6.5, 7.4	XSPD3400	551 for side post, 580 for top post
Jeep				
1995-2001	Cherokee	2.5, 4.0	XSPD3400	580
1995-1998	Grand Cherokee	4.0, 5.2, 5.9	XSPD3400	580
1999-2004	Grand Cherokee	4.0, 4.7	XSPD6500	580
2005-2012	Grand Cherokee	3.0, 3.6, 3.7, 4.7, 5.7, 6.1, 6.4	XSPD4800	551 for side post, 580 for top post
2008-2009	Grand Cherokee (Optional)	3.0, 3.7, 4.7, 5.7, 6.1	XSPD4900	580
1995-2012	Wrangler	2.4, 2.5, 3.6, 3.8, 4.0	XSPD3400	580

12/16-Volt Battery Charger

XSP1005

Compatible with 12 and 16-volt batteries, new charger has three charging levels: 2, 15, and 25 amps. Battery is compatible with all lead acid battery types (AGM/gel, deep cycle, and maintenance-free) and has LED indicators, amp gauge, and 6' heavy-duty cables with clamps.





Hardcore Locking Hub Kits

Heavy-duty, steel lockout hubs use chrome moly internals for ultimate durability. A 1/3 turn engages the hubs, which will not disengage under high-torque applications. A hardcore proprietary coating on the locking gears decreases friction and wear. Low-profile design minimizes impact with obstacles. Hubs have a five-year warranty against manufacturer defects.



Part No.	Description
YKNYHC70001	Dana 60, 35-Spline, '79-91 GM, '78-97 Ford, '79-93 Dodge

Dura Grip Differential

Yukon Dura Grip positive traction units firmly and smoothly provide traction to both wheels. Nodular iron cases house forged 4320 steel internal gears, four aggressive springs and Raybestos composite clutches for long life. All units are rebuildable and offer upgrades or repair. 1-year warranty against manufacturer defects.



Part No.	Description
YKNYDGF8.8-31-1	Ford 8.8, 31-Spline
YKNYDGF9-31-AG	Ford 9", 31-Spline
YKNYDGGM12P-3-30-1	GM 12 Bolt Car, 31-Spline
YKNYDGGM8.5-3-30-1	GM 10 Bolt 8.5/8.6, 30-Spline
YKNYDGGM8.5-3-28-1	GM 10 Bolt 8.5/8.6, 28-Spline

Spin Free Locking Hub Conversion Kits

This worry-free kit is not only less expensive than factory unit bearings, but offers improved fuel economy. The set-up includes replacement Timken tapered bearings and races as well as Hardcore premium locking hubs, spindles, 4340 chrome moly outer axles, and seals.



Part No.	Description
YKNYAWU-04	2000-08 Dodge 1-Ton, SRW, Dana 60

Notes: SRW-Single Rear Wheels DRW-Dual Rear Wheels

Grizzly Locker

The Yukon Grizzly Locker is the ultimate in locking differentials for street, off-road, and drag racing. Provides 100% power to both axles, while allowing disengagement in turns. The mechanical locking differential features a forged steel case and 8620 steel internals for maximum strength. Backed by the best warranty in the business, Yukon covers the replacement unit and any collaterally damaged parts and associated labor, up to \$2,000.00.



Part No.	Description
YKNYGLD60-4-35	Dana 60, 35-Spline, 4.56 And Up
YKNYGLD60-3-35	Dana 60, 35-Spline, 4.10 And Lower
YKNYGLD44-4-30	Dana 44, 30-Spline, 3.92 And Up
YKNYGLGM14T-30	GM 14-Bolt Truck 10.5", 30-Spline
YKNYGLF10.25-35	Ford 10.25", 31-Spline
YKNYGLGM11.5-30	11.5" 30-Spline, GM And Dodge

Spider Gear Kits

Yukon Gear & Axle spider gear kits offer better performance for your differential. Utilizing high-quality materials and better than OE design, the kits are available in a variety of carrier styles and are compatible with dozens of axle models, front and rear.



Part No.	Description
YKNYPKF8.8-P-28	Dura Grip & Eaton Posi Spider Gear Kit, Ford 8.8" 28 Spline
YKNYPKF8.8-S-28	Standard Spider Gear Kit, Ford 8.8" 28 Spline

Ring And Pinions

Yukon manufactures a full line of high-quality replacement ratios to accommodate most SUVs and light trucks. Yukon duplicates and often exceeds the OEM specifications. These gears are engineered to last longer, and run cooler and quieter than other aftermarket gears. When properly set up, Yukon gears are extremely quiet.



Dana 30 TJ

'00 up XJ, mid '96-'98 ZJ, TJ Wrangler. R/G: 7.20"/18mm. Cover Bolts: 10

Part No.	Description	Ratio
YKNYGD30S-456TJ	Ring and Pinion Gear Set	4.56

Dana 80

Dodge, General Motors, Ford. R/G Diameter: 11.25". Cover Bolts: 10

Part No.	Description	Ratio
YKNYGD80-411	Ring and Pinion Gear Set	4.11

Ford 8.8"

Ford Trucks. R/G Diameter: 8.8". Cover Bolts: 10.

Part No.	Description	Ratio
YKNYKF8.8-A	Master Overhaul Kit, 09'and Down	—

Ford 9"

Ford Trucks. R/G Diameter: 9". Cover Bolts: Dropout.

Part No.	Description	Ratio
YKNYKF9-A	Master Overhaul Kit, w/LM102910 And LM102949	—

GM 8.5"

1978-1999 1/2 ton truck. R/G Diameter: 8.5". Cover Bolts: 10.

Part No.	Description	Ratio
YKNYGGM8.5-342	Ring and Pinion Set	3.42
YKNYGGM8.5-373	Ring and Pinion Set	3.73
YKNYGGM8.5-411	Ring and Pinion Set	4.11

GM Truck 12 Bolt

1963 - 1982, 1/2 ton R/G Diameter: 8.875". R/G Bolts: 12 3/8" x 24" RH Cover Bolts: 12. Carrier breaks: 2.73/2.76-3.42/3.73. Pinion Shaft Dia. / Spline 1.438" / 30

Part No.	Description	Ratio
YKNYGGM12T-373	Ring and Pinion Gear Set	3.73

Spicer® 44 Standard Rotation

R/G Diameter: 8.5" 2.16mm R/G Bolts: (10) 3/8" or 7/16" x 24 RH Cover Bolts: 10. Carrier Breaks 3.73/3.92. Pinion Shaft Dia. / Spline: 1.375" / 26

Part No.	Description	Ratio
YKNYGD44-373	Ring and Pinion Gear Set	3.73

High Performance Ring And Pinion Sets For Jeep **NEW!**

Yukon ring and pinion gear sets are engineered to run cooler and quieter than other aftermarket gears, while providing a long, durable life. Gear sets feature a smooth finish and offer an easy set-up.



Part No.	Description
Jeep Wrangler JL	
YKNYGD30JL-411R	Dana 30 Front, 186mm, 4.11 Ratio
YKNYGD30JL-456R	Dana 30 Front, 186mm, 4.56 Ratio
YKNYGD30JL-488R	Dana 30 Front, 186mm, 4.88 Ratio
Jeep JL Rubicon/Sahara	
YKNYGD44JL-411	Dana 44 Rear, 220mm, 4.11 Ratio
YKNYGD44JL-456	Dana 44 Rear, 220mm, 4.56 Ratio
YKNYGD44JL-488	Dana 44 Rear, 220mm, 4.88 Ratio
YKNYGD44JL-513	Dana 44 Rear, 220mm, 5.13 Ratio
YKNYGD44JL-538	Dana 44 Rear, 220mm, 5.38 Ratio

INDEX

A

Air Cleaner Assemblies and Air Intake Kits	4, 6, 7, 12, 46, 83, 108, 109, 188, 198
Air Filter Cleaners and Oil	4, 7, 12, 107, 198
Air Filter Elements	4, 110
Air Intake Inlet Tubes, Elbows, and Components	7, 27
Air Suspension Compressors and Kits	0, 11
Alternators/Generators and Components	132, 133, 157, 197
AN-NPT Fittings and Components	57
Antennas and Components	181
Antifreeze/Coolant	125
Antifreeze/Coolant Additives	53, 65, 115, 140, 167, 175
Automatic Transmission Control Modules	121, 150
Automatic Transmission Dipsticks	112
Automatic Transmission Filters	152
Automatic Transmission Pans	57
Automatic Transmission Shift Kits	25
Axle Shafts	191
Axle/Hub Seals	145, 185

B

Ball Joints	158
Batteries	36, 142, 143, 144, 149, 212
Battery Boxes, Trays and Components	39, 142
Battery Charger Components	34, 35, 36, 49, 141, 142
Battery Chargers	34, 35, 36, 49, 142, 143, 212
Battery Terminals and Components	141
Bed Extenders	14, 15
Bedliner Coatings and Kits	67, 155
Body Armor	41, 43, 179
Body Fastener Kits	39, 183
Body Lift Kits and Component	151
Body Mounts	60
Books, How To	101, 183
Boost Controllers	5, 27, 81
Brake Caliper Covers	123
Brake Caliper Upgrade Kits	188
Brake Fluid	16, 50, 53, 114, 125, 140
Brake Hard Line	146
Brake Kits	26, 188
Brake Pads	26, 90
Brake Rotors	26, 90, 188
Bug Guards	23, 24, 115, 117, 178, 205
Bump Stops	11, 192
Bumpers	178, 203
Bushings, Polyurethane	75, 160, 161

C

Cap and Plug Fittings	146
Car Dusters	46
Car Wash Soaps	111, 138
Cargo Liners	98
Cargo Retriever	196
Catalytic Converters and Components	9, 81, 120
Cleaners, Multipurpose	50, 53, 65, 67, 74, 76, 111, 125, 138, 199, 206, 211
Clutches	46
Coil Spring Bushings	60
Coil Spring Spacers	60, 151
Coil Springs	9, 71
Coil-Over Shock Kits	9
Computer Modules	27, 62, 72, 99, 100, 101, 103
Computer Programmers	45, 61, 62, 72, 73, 100, 102, 184, 189, 190
Console/Armrest Cover	179
Cooling Fans - Electric	56, 77
Covers, Truck & SUV	52, 53

D

Dash Accessory Brackets	180, 181
Dash Knobs	145, 146
Dash Pad Fasteners	146
Dashes	60, 145
Data Acquisition and Components	72

D- (Cont.)

Data Cables	45, 72
Degreasers	50, 74
Dielectric Grease	141
Diesel Engine Exhaust Brakes and Components	28, 29
Differential Carrier Components	139, 165
Differential Cover Gaskets	165
Differential Covers	8
Differential Shims	165
Differentials and Differential Carriers	18, 63, 71, 155, 213
Door Handles	146
Door Handles/Pulls - Interior	146
Door Hinges	131, 176
Door Latch Assemblies	37
Door Limiting Straps	146, 176
Door Springs	179
Door Window Frames and Components	176
Door/Door Jam Trim	176
Doors	178
Drag and Center Links and Components	181

E

EGR Delete Plate	28
Electric Fan Mounting Brackets	57, 78
Electrical Switch Panels and Components	60, 151, 181
Electrical Switches and Components	13, 28, 62, 181
Electrical Wire	150
Emblems	144
Engine Oil Dipsticks	112
Engine Wiring Harnesses	150
Exhaust Clamps	68
Exhaust H and X-Pipes	120
Exhaust Header/Manifold Gaskets	28, 91, 92
Exhaust Intermediate Pipes	8, 9, 40, 67
Exhaust Manifold/Header Fastener Kits	160
Exhaust Manifolds and Components	28
Exhaust Pipe Adapters and Reducers	181
Exhaust Sensor Bungs Plugs and Adapters	5, 68
Exhaust Systems	8, 9, 40, 51, 69, 82, 84, 85, 86, 104, 111, 118, 119, 126, 127, 162, 190
Exhaust Tailpipes	161
Exhaust Tips	69, 81, 84, 119, 128, 161
Exhaust Y-Pipes	111, 120
Exterior Mirror Brackets	176
Exterior Trim	146, 149, 179, 180

F

Fans and Air Blowers	78
Fender Flares and Components	42, 98, 99, 117, 144, 146, 149, 179
Fire Extinguisher Bottle Brackets	96, 180
Fire Extinguishers	96
Flashlights	169, 172, 177
Flexplates and Components	28
Floor Liners	98, 116, 205
Floor Mats	179, 205
Fluid Cooler Mounting Kits	152
Fluid Coolers - Engine, Power Steering, Transmission	25, 56, 57, 58, 77, 78, 152
Flywheels, Steel	46
Friction Modifiers	50, 167, 194
Fuel and Utility Jug Caps	184
Fuel and Utility Jugs	184
Fuel Cell/Tank Bracket	146
Fuel Cell/Tank Sending Units	144
Fuel Doors	177
Fuel Filters and Components	27, 76, 152, 153
Fuel Injector Cleaner	175
Fuel Pump Components and Rebuild Kits	29
Fuel Pumps	5, 27
Fuel System Additives	50, 53, 65, 74, 113, 115, 125, 175, 187, 194
Fuel Systems	9

F - (Cont.)

Funnel Filters.....	184
Funnels.....	160, 184

G

Gap Guards.....	151
Gauge Mounting Brackets.....	190
Gauge Mounting Pods.....	20, 21, 72
Gauges, Analog.....	19, 21, 144
Gauges, Analog Kits.....	20, 144, 145
Gauges, Digital.....	4, 5, 19
Gauges, Digital Kits.....	73
Gear Bags.....	35, 37, 53, 177
Gear Marking Compound.....	170
Gear Oil.....	8, 16, 65, 73, 114, 124, 136, 140, 167, 175
Grab Bars and Handles.....	48, 180
Grease.....	16, 50, 53, 74, 125, 136, 167
Grille Inserts.....	61, 177
Grilles.....	148, 210
Grinders, Polishers, Sanders.....	211
Grommets.....	185

H

Hand Cleaner.....	153
Harmonic Balancers and Components.....	17, 78
Header Ball Flange Kits.....	161
Headers.....	67, 87, 91, 92, 103, 104, 111, 190
Headlight Bezels Kits.....	176
Headlight Bulbs, Capsules.....	154
Headlight/Tail Light Wiring Harnesses.....	171
Heat Shields.....	58, 192
Heaters and Accessories.....	78
Helper Springs and Components.....	92, 93, 94
Hitch Accessories.....	48, 112, 168
Hitch Brackets and Install Kits.....	167
Hood Adjusters.....	146
Hood Cowls and Scoops.....	24, 41, 180
Hood Props.....	145
Hose, Cooler High Pressure, Hi Temp.....	56
Hub Conversion Kits.....	134, 204, 213

I

Idler Arms.....	158
Ignition Coil Brackets.....	50, 97, 160
Ignition Coil Covers.....	50, 70
Ignition Coils.....	3, 70, 122
Ignition Wiring Harnesses.....	160
Intake Manifold Components.....	8
Intake Valley Covers.....	38, 97
Intercoolers and Heat Exchangers.....	7, 27, 141
Interior Cleaners and Protectants.....	111, 114, 138, 196, 206
Interior Light Assemblies.....	145

J

Jack and Stand Pads.....	61
Jack Components.....	94, 95, 179
Jack Dirt Wings and Pads.....	95
Jacks.....	94, 169

L

Leaf Spring Mounts and Brackets.....	92, 93, 94
License Plates and Components.....	39, 145, 177
Lift Kits and Components.....	9, 59, 60, 77, 166, 174, 185, 186
Light Assembly Components.....	145, 146, 172, 176
Light Bars.....	106, 149, 154, 171, 172, 174
Light Brackets and Mounting Kits.....	48, 95, 106, 147, 172, 173, 174, 178, 210
Light Covers.....	105, 172
Light Guards.....	106, 177
Lighting, Exterior Assemblies, LED.....	76, 105, 106, 145, 147, 148, 149, 150, 153, 154, 171, 172, 174, 179, 181, 196
Lighting, Exterior Light Bulbs, LED.....	105, 148, 154, 155
Load Levelers and Air Helper Springs.....	10, 192

L - (Cont.)

Locking Hub Components.....	204
Locking Hubs.....	134, 204, 213
Lowering Kits and Components.....	71

M

Mass Airflow Sensors and Components.....	102
Microfiber Cloths and Wash Mitts.....	211
Mirrors, Exterior.....	38, 147, 176
Motor Mounts.....	160
Motor Oil.....	17, 49, 64, 65, 73, 113, 124, 136, 137, 140, 167, 175, 193
Motor Oil Additives.....	74, 113
Mud Flaps.....	98, 99, 205
Mufflers and Components.....	68, 69, 70, 79, 80, 81, 87, 119, 120, 128, 162

N

Nerf Bars.....	48, 54, 116, 206, 207, 208, 209
----------------	---------------------------------

O

Oil Filter Adapters and Components.....	193
Oil Filter Relocation Hoses.....	56
Oil Filter Relocation Kits and Components.....	193
Oil Filters.....	8, 107, 137, 153
On-Board Video Cameras.....	72
O-rings.....	146, 165

P

Paint.....	66, 67, 153, 199
Pedal Pads and Components.....	112, 146
Penetrating Oils.....	113
Pinion Crush Sleeves/Spacers.....	165
Pinion Depth Gauges.....	165
Pinion Nuts.....	165
Pinion Seals.....	165
Pinion Snubbers.....	146
Pitman Arms.....	158
Polishes and Protectants.....	38, 114, 124, 138, 211
Polishing Compounds.....	114, 138, 197, 211
Polishing Kits.....	138
Power Inverter.....	35
Power Steering Fluid.....	50, 53, 65, 113, 125, 167, 175
Power Steering Hoses and Lines.....	39
Pressure Sensors.....	72
Protective Wire Sleeve.....	150
Pulley Blocks.....	177, 191, 202
Pulley Kits.....	38, 98, 123

Q

Quarter Panels.....	43
---------------------	----

R

Radiator Hose Fillers and Manifolds.....	77
Radiator Zinc Anode.....	77
Radiators.....	77, 141
Radio Mounts.....	178, 181
Rear End Breathers/Vents.....	145
Receiver Hitch Balls.....	168
Receiver Hitch Pins.....	168
Receiver Hitches.....	167, 182
Receiver Tongue Weight Scale.....	169
Recovery Straps.....	44, 135, 197, 202, 203
Relays/Relay Kits.....	105
Resonators.....	80
Ring and Pinion Gears.....	138, 139, 169, 170, 213
Ring and Pinion Install Kits/ Bearings.....	138, 139, 165, 169, 170, 213
Ring Gear Fastener Kits.....	165
Rock Guards.....	182, 209
Rocker Panels and Components.....	41, 43
Roll Bar Clamps.....	95
Roof Racks.....	169
Running Board and Side Step Install Kits.....	15, 54, 207, 208
Running Boards and Components.....	54, 207
Rust Removers and Prevention.....	67, 210

INDEX

S

Seat Belts and Harnesses.....	145
Seat Brackets, Mounts, and Sliders	124, 180
Seat Covers	53, 183
Seats.....	123, 124
Sending Units.....	28, 72
Shift/Warning Lights and Components	28
Shifter Components	151
Shifter Knobs.....	25
Shock and Strut Boots and Covers	164
Shock Boots.....	164
Shocks	34, 83, 84, 110
Shop Gloves.....	135
Side Step Loops.....	48
Side Window Visors.....	22, 23, 178
Silicone Adapters/Elbows.....	27
Skid Plates.....	203
Soft Tops and Components.....	36, 37, 43, 146
Sound Deadeners	33, 59
Spare Tire Mounts and Brackets	128, 178, 210
Spark Plug Wires	121
Spark Plugs.....	3, 18, 141
Spider Gears.....	139, 213
Spindles and Components.....	187
Spools and Mini Spools	139
Spray Guns.....	67
Spray Lubricants.....	53, 74, 125, 175
Squeegees.....	46, 206
Starters.....	123, 157
Steering Columns and Components	145
Steering Shafts and Components.....	40, 146
Steering Stabilizers and Components.....	84
Steering Wheels and Components	89
Step Bars.....	13, 54, 116, 206, 207, 208, 209
Step Hoops, Pads.....	14, 47, 48
Superchargers	70
Suspension Handling Kits.....	34
Suspension Leveling Kits.....	59, 166
Suspension Lift Kits.....	9, 59, 60, 71, 77, 166, 174, 185, 186
Suspension Limiters	89
Suspension Load Levelers, Air Springs.....	10, 192
Suspension Lowering Kits.....	71
Sway Bar Bushings and Mounts.....	159, 160
Sway Bars.....	27, 93, 94

T

Tailgate Cable	144
Tailgate Helpers.....	54
Tailgate Protectors, Edge & Full.....	54
Temperature Sensors.....	72
Thermostats	102
Throttle Bodies.....	102
Throttle Body Adapters and Spacers	9, 156, 193, 197
Throttle Brackets.....	112
Throttle Cables.....	112
Tie Rods and Components	158
Tie-Down Isolator.....	60, 61, 177, 202
Tie-Down Straps.....	55
Timing Pointers	160
Tire Covers.....	181
Tires.....	64, 129, 130
Tonneau Covers and Components	30, 76, 115, 116, 194, 195, 196
Tool Boxes.....	55
Tool Trays.....	90
Torsion Key Unloading Tools.....	166
Tow Hooks	177, 202, 203
Tow Straps and Components	44, 135, 197, 202
Track Bars	159
Traction Aid	186
Trailer Brake Controllers.....	168
Trailer Plug Adapters.....	168, 169, 182

T-(Cont.)

Transfer Cases and Components.....	134
Transmission Fluid.....	16, 17, 49, 65, 73, 114, 124, 136, 137, 140, 167, 175, 193, 194
Transmission Fluid Additives.....	114
Transmission Mounts.....	160
Transmission Wiring Harnesses.....	121
Tree Saver, Protector.....	44, 135
Truck Bed Extenders and Components	14, 15
Truck Bed Mats, Liners and Components.....	31, 32, 33, 55, 180, 206
Truck Bed Rail Caps and Components.....	41, 54
Truck Steps and Components	13, 14, 47, 48, 116, 182, 205, 206, 207, 208, 209, 210
Trunk and Hood Latch Assemblies.....	60, 145, 176, 182
Trunk Hinges.....	145
Trunk/Bed Storage Cases.....	55, 196
Turbo Down Pipes.....	128, 190
Turbocharger Components.....	117
Turbochargers	117

U

Undercoatings.....	53
Underseat Storage.....	37

V

Valve Cover Filler Tubes and Caps.....	97
Valve Covers.....	8, 50, 96, 97, 160, 163
Valve Stem Caps.....	88
Valve Stems and Components	88
Vehicle Ramps	162, 163
Vehicle Recovery Straps, Rope.....	44, 135, 197, 202, 203
Vent Shades, Side Window Air Deflectors	22, 23, 205
Vent/Fill Hoses.....	144, 184
Video Monitor.....	45, 61
Videos.....	170

W

Wastegates and Components.....	27
Water Necks - Thermostat Housings	39
Water/Methanol Injection Components.....	5, 187
Water/Methanol Injection Systems.....	5, 187
Waxes	111, 125, 138, 197, 211
Weatherstrip Vehicle Kits	145, 146, 147, 196
Wheel Center Caps and Hub Caps.....	88
Wheel Lock Key.....	131
Wheel Locks	88, 131
Wheel Lug Nut Sockets.....	88, 131, 160
Wheel Lug Nut Washers	88
Wheel Lug Nuts	89, 131, 146, 181
Wheel Spacers.....	26
Wheel Well Guards.....	99, 151
Wheel Wrenches.....	88
Wheels.....	18, 29, 36, 64, 130, 181
Winch Accessories	134, 135, 180, 202, 203
Winch Covers	134, 180
Winch Fairleads	200, 202, 203
Winch Mounts	61, 134
Winch Remotes	135, 191, 202
Winch Rope	44, 60
Winches	134, 135, 191, 200, 201, 202
Windshield Frames and Components.....	176
Windshield Sun Shade.....	37, 52, 181, 183, 205
Windshield Wiper Arms.....	146
Windshield Wiper Blades	146, 155
Windshield Wiper Components.....	145, 146
Wire Sleeve Install Tools.....	150
Wiring Harness - Universal.....	151



**THESE FINE CATALOGS ARE ALSO AVAILABLE.
CONTACT US FOR MORE DETAILS.**



CIRCLE TRACK



OPEN WHEEL




DRAG RACING



HOT ROD



ALLSTAR PERFORMANCE



ENGINE BUILDER



LATE MODEL MUSCLE