



Fisheries

Publication details, including instructions for authors and subscription information:
<http://www.tandfonline.com/loi/ufsh20>

Conservation Status of Freshwater Gastropods of Canada and the United States

Paul D. Johnson^a, Arthur E. Bogan^b, Kenneth M. Brown^c, Noel M. Burkhead^d, James R. Cordeiro^e, Jeffrey T. Garner^f, Paul D. Hartfield^g, Dwayne A. W. Lepitzki^h, Gerry L. Mackieⁱ, Eva Pip^j, Thomas A. Tarpley^k, Jeremy S. Tiemann^l, Nathan V. Whelan^m & Ellen E. Strongⁿ

^a Alabama Aquatic Biodiversity Center, Alabama Department of Conservation and Natural Resources (ADCNR), 2200 Highway 175, Marion, AL, 36756-5769 E-mail:

^b North Carolina State Museum of Natural Sciences, Raleigh, NC

^c Louisiana State University, Baton Rouge, LA

^d United States Geological Survey, Southeast Ecological Science Center, Gainesville, FL

^e University of Massachusetts at Boston, Boston, Massachusetts

^f Alabama Department of Conservation and Natural Resources, Florence, AL

^g U.S. Fish and Wildlife Service, Jackson, MS

^h Wildlife Systems Research, Banff, Alberta, Canada

ⁱ University of Guelph, Water Systems Analysts, Guelph, Ontario, Canada

^j University of Winnipeg, Winnipeg, Manitoba, Canada

^k Alabama Aquatic Biodiversity Center, Alabama Department of Conservation and Natural Resources, Marion, AL

^l Illinois Natural History Survey, Champaign, IL

^m University of Alabama, Tuscaloosa, AL

ⁿ Smithsonian Institution, Department of Invertebrate Zoology, Washington, DC

^o Nature-Serve, Boston, MA

Published online: 14 Jun 2013.

To cite this article: Paul D. Johnson, Arthur E. Bogan, Kenneth M. Brown, Noel M. Burkhead, James R. Cordeiro, Jeffrey T. Garner, Paul D. Hartfield, Dwayne A. W. Lepitzki, Gerry L. Mackie, Eva Pip, Thomas A. Tarpley, Jeremy S. Tiemann, Nathan V. Whelan & Ellen E. Strong (2013) Conservation Status of Freshwater Gastropods of Canada and the United States, *Fisheries*, 38:6, 247-282, DOI: [10.1080/03632415.2013.785396](https://doi.org/10.1080/03632415.2013.785396)

To link to this article: <http://dx.doi.org/10.1080/03632415.2013.785396>

PLEASE SCROLL DOWN FOR ARTICLE

Taylor & Francis makes every effort to ensure the accuracy of all the information (the "Content") contained in the publications on our platform. However, Taylor & Francis, our agents, and our licensors make no representations or warranties whatsoever as to the accuracy, completeness, or suitability for any purpose of the Content. Any opinions and views expressed in this publication are the opinions and views of the authors, and are not the views of or endorsed by Taylor & Francis. The accuracy of the Content should not be relied upon and should be independently verified with primary sources of information. Taylor and Francis shall not be liable for any losses, actions, claims, proceedings, demands, costs, expenses, damages, and other

liabilities whatsoever or howsoever caused arising directly or indirectly in connection with, in relation to or arising out of the use of the Content.

This article may be used for research, teaching, and private study purposes. Any substantial or systematic reproduction, redistribution, reselling, loan, sub-licensing, systematic supply, or distribution in any form to anyone is expressly forbidden. Terms & Conditions of access and use can be found at <http://www.tandfonline.com/page/terms-and-conditions>

Conservation Status of Freshwater Gastropods of Canada and the United States

Paul D. Johnson

Alabama Aquatic Biodiversity Center, Alabama Department of Conservation and Natural Resources (ADCNR), 2200 Highway 175, Marion, AL 36756-5769. E-mail: paul.johnson@dcnr.alabama.gov

Arthur E. Bogan

North Carolina State Museum of Natural Sciences, Raleigh, NC

Kenneth M. Brown

Louisiana State University, Baton Rouge, LA

Noel M. Burkhead

United States Geological Survey, Southeast Ecological Science Center, Gainesville, FL

James R. Cordeiro

University of Massachusetts at Boston, Boston, Massachusetts, and NatureServe, Boston, MA

Jeffrey T. Garner

Alabama Department of Conservation and Natural Resources, Florence, AL

Paul D. Hartfield

U.S. Fish and Wildlife Service, Jackson, MS

Dwayne A. W. Lepitzki

Wildlife Systems Research, Banff, Alberta, Canada

Gerry L. Mackie

University of Guelph, Water Systems Analysts, Guelph, Ontario, Canada

Eva Pip

University of Winnipeg, Winnipeg, Manitoba, Canada

Thomas A. Tarpley

Alabama Aquatic Biodiversity Center, Alabama Department of Conservation and Natural Resources, Marion, AL

Jeremy S. Tiemann

Illinois Natural History Survey, Champaign, IL

Nathan V. Whelan

University of Alabama, Tuscaloosa, AL

Ellen E. Strong

Smithsonian Institution, Department of Invertebrate Zoology, Washington, DC

ABSTRACT: *This is the first American Fisheries Society conservation assessment of freshwater gastropods (snails) from Canada and the United States by the Gastropod Subcommittee (Endangered Species Committee). This review covers 703 species representing 16 families and 93 genera, of which 67 species are considered extinct, or possibly extinct, 278 are endangered, 102 are threatened, 73 are vulnerable, 157 are currently stable,*

Estado de la conservación de los gasterópodos de Canadá y los Estados Unidos de Norteamérica

RESUMEN: *esta es la primera evaluación sobre el estado que guarda la conservación de los gasterópodos (caracoles) de Canadá y los EE.UU., realizada por el Subcomité para los Gasterópodos (Comité de Especies Amenazadas) de la Sociedad Americana de Pesquerías. Esta revisión comprende 703 especies, pertenecientes a 16 familias y 93 géneros, de las cuales 67 se consideran extintas o probablemente extintas; 278 están en peligro, 102 amenazadas, 73 vulnerables, 157 cuentan con poblaciones estables y 26 especies presentan un estado taxonómico incierto. De la totalidad de la fauna, 74% de los gasterópodos se encuentran en alguna categoría de vulnerabilidad (amenazados, en peligro o vulnerables) o extintos, lo cual excede al nivel de amenaza al que está sujeto el grupo de los peces (39%) y los langostinos (48%), pero es similar al de los mejillones (72%). Comparando las tasas de extinción actuales contra las tasas de extinción de fondo en el grupo de los gasterópodos, se tiene que en la actualidad son las más altas registradas: 9,539 veces la tasa de extinción de fondo. Los gasterópodos son altamente susceptibles a la degradación y pérdida de hábitat, en particular aquellas especies endémicas cuya distribución está restringida a un solo manantial o a arroyos pequeños. La compilación realizada para esta revisión se dificultó por la falta de información sobre la incertidumbre en la distribución y taxonomía del grupo. Si bien se necesita desarrollar investigación en distintos frentes como biología básica, fisiología, estrategias de conservación, historias de vida y ecología, se consideran como prioridades la sistemática, curación de colecciones museográficas y bases de datos acopladas con muestreos sistemáticos integrales (para establecer límites geográficos, identificación de amenazas).*

and 26 species have uncertain taxonomic status. Of the entire fauna, 74% of gastropods are imperiled (vulnerable, threatened, endangered) or extinct, which exceeds imperilment levels in fishes (39%) and crayfishes (48%) but is similar to that of mussels (72%). Comparison of modern to background extinction rates reveals that gastropods have the highest modern extinction rate yet observed, 9,539 times greater than background rates. Gastropods are highly susceptible to habitat loss and degradation, particularly narrow endemics restricted to a single spring or short stream reaches. Compilation of this review was hampered by a paucity of current distributional information and taxonomic uncertainties. Although research on several fronts

including basic biology, physiology, conservation strategies, life history, and ecology are needed, systematics and curation of museum collections and databases coupled with comprehensive status surveys (geographic limits, threat identification) are priorities.

INTRODUCTION

Freshwater gastropods (snails) are an important and diverse component of aquatic ecosystems worldwide. Gastropods have diversified into every conceivable aquatic habitat, including hypogean aquifers, springs, small streams, large rivers, ponds, lakes, and ephemeral to permanent wetlands. Most graze on periphytic or epiphytic algae and biofilms, though some are suspension or deposit feeders (Brown and Lydeard 2010). Unlike some of their terrestrial or marine counterparts, freshwater gastropods are not predatory (Burch 1989; Brown and Lydeard 2010). Gastropods dominate benthic stream communities in numbers (Hawkins and Furnish 1987; Johnson and Brown 1997) and often exceed 50% of the invertebrate biomass (Brown et al. 2008; Brown and Lydeard 2010). Gastropods are the principal grazers in many aquatic habitats (Huryn et al. 1995) and significantly influence algal primary productivity (e.g., Brown and Lydeard 2010), playing a pivotal role in aquatic food webs and nutrient cycling (Covich et al. 1999).

Gastropods were important dietary components of at least three extinct North American fishes, the Stumptooth Minnow *Stypodon signifier* (Miller et al. 1989), Harelip Sucker *Moxostoma lacerum* (Jenkins 1994), and Maryland Darter *Etheostoma sellare* (Neely et al. 2003). At least three rare fishes are gastropod molluscivores: the Copper Redhorse *Moxostoma hubbsi* (Jenkins and Burkhead 1994), Snail Darter *Percina tanasi* (Haag and Warren 2006), and Pygmy Sculpin *Cottus paulus* (Mettee et al. 1996). Other snail-eating fishes include diverse taxa from the Acipenseridae, Cyprinidae, Catostomidae, Ictaluridae, Centrarchidae, and Percidae (Boschung and Mayden 2004). Tetrapod molluscivores include the Stinkpot *Sternotherus odoratus* (Ford and Moll 2004) and map turtles *Graptemys* species (Cagle

1952; Vogt 1981), Snail Kite *Rostrhamus sociabilis* and Limpkin *Aramus guarauna* (Bourne 1993), and the Muskrat *Ondatra zibethicus* (Neves and Odum 1989).

Native freshwater gastropods of Canada and the United States belong to three main clades: Neritimorpha, Caenogastropoda, and Heterobranchia (Bouchet and Rocroi 2005), representing numerous independent colonizations by marine or terrestrial ancestors (Strong et al. 2008). Most gastropods belong to the Caenogastropoda, which, along with the Neritimorpha, possess an operculum, respire with a gill, mature slowly, and are long-lived dioecious species with internal fertilization, and females generally attach eggs to firm substrates in late spring and early summer. Many species are narrow endemics associated with lotic habitats, often isolated in a single spring, river reach, or geographically restricted river basin. Neritimorpha differ from Caenogastropoda in gill, radula, and male penile morphology and are restricted to coastal river environments. In contrast, freshwater Heterobranchia (Valvatoidea, Pulmonata) are hermaphroditic, mature quickly, and generally have shorter generation times. Valvatoideans possess an external gill, an operculum, and lay small eggs much of the year (Burch 1989). Pulmonates lack both an operculum and gill, respiring with a modified mantle or “lung” (hence “pulmonate”), and lay large, gelatinous egg masses during warm months. Pulmonates are among the most ecologically tolerant snails and are widely distributed in lakes, ponds, rivers, bogs, and ephemeral bodies of water. Pulmonate endemism generally tends to be more pronounced in isolated lakes or springs in Canada and the northern United States (Brown and Lydeard 2010).

This is the first conservation assessment of freshwater gastropods published by the American Fisheries Society (AFS). Previous AFS conservation assessments have tracked freshwater fishes (Deacon et al. 1979; Williams et al. 1989; Jelks et al. 2008), marine fishes (Musick et al. 2000), and crayfishes (Taylor et al. 1996, 2007). Notably, the AFS freshwater mussel assessment by Williams et al. (1993) was a watershed contribution to mussel conservation. Its publication inspired scientific studies on the biology, conservation, and systematics of mussels. At this writing, second revision of mussel assessment is nearly complete (J. D. Williams, Florida Fish and Wildlife Conservation Commission, personal communication). Conservation assessments of mollusks demonstrate that they are among the most imperiled organisms on Earth (Lydeard et al. 2004; Bogan 2006; Lysne et al. 2008; Strong et al. 2008; Vaughn 2010; this assessment).

North America hosts the highest diversity of freshwater crayfishes and mussels in the world, and the gastropod fauna is among the richest (Neves et al. 1997; Bouchet and Rocroi 2005). High imperilment rates among freshwater groups have been repeatedly linked to habitat loss and destruction and introduction of nonindigenous species (Abell 2002; Heinz Center Report 2002; Taylor et al. 2007; Jelks et al. 2008; Lysne et al. 2008; Downing et al. 2010). Collectively, AFS assessments provide an important, contemporary snapshot of the state of the health of North American freshwater environments. These



Rough Hornsnail *Pleurocera foremani*, a federally endangered species from the lower Coosa River at Wetumpka, Elmore County, Alabama. A Coosa River endemic, its historical distribution was reduced by reservoir construction to isolated populations in lower Yellowleaf Creek and the Coosa River at Wetumpka. Photo Credit: Thomas Tarpley, ADCNR.

assessments indicate freshwater species have experienced dramatic declines. Estimated extinction rates of North American freshwater species are extraordinarily high (Abell et al. 2000; Master et al. 2000; Burkhead 2012b), nearing extinction rates observed in tropical rain forests, the greatest rate on the globe (Ricciardi and Rasmussen 1999).

PATTERNS OF IMPERILMENT

Each of the major freshwater gastropod clades evolved unique suites of anatomical features, life history traits, physiological tolerances, and ecological specialization. The rapid anthropogenic transformation of primarily riverine habitats exposed gastropods to degrees of change that simply exceed tolerances evolved over millions of years. For example, caenogastropods are slow maturing, often iteroparous, and geographically restricted, with narrow ecological tolerances; hence, many species are highly sensitive to habitat degradation. Rapid environmental changes have resulted in significant population reductions and a phenomenal number of extinctions. Sensitive species with small distributions are most susceptible to extinction (Pimm et al. 2006). The loss of a single spring can result in extinction of more than one endemic species. For example, repeated desiccation of Big Spring in Huntsville, Alabama, resulted in the demise of the Olive Marstonia *Marstonia olivacea* and the Whiteline Topminnow *Fundulus albolineatus* (Miller et al. 1989; Burkhead 2012b).

In systems with exceptionally high endemism such as the Tennessee and Mobile River basins, extensive conversion of flowing river mainstems into impoundments resulted in extraordinary species loss. The most renowned example represents the largest single modern extinction event in North America. From 1914 to 1964, 34 species and at least three genera were driven to extinction by a succession of impoundments on the Coosa River (Bogan et al. 1995; Neves et al. 1997; Lydeard et al. 2004; Ó Foighil et al. 2011). The surviving species persist as fragmented populations isolated by impoundments and are highly vulnerable to localized disturbances.

THREATS

Previous AFS assessments (Williams et al. 1993; Taylor et al. 2007; Jelks et al. 2008) and other reviews (Neves et al. 1997; Strayer and Dudgeon 2010; Downing et al. 2010) provide thorough summaries of threats to aquatic habitats and species. Causes of habitat degradation and gastropod species loss include dams, impounded reaches, tailrace modifications (temperature, dissolved oxygen [DO], discharge alterations), channelization, erosion, excessive sedimentation (of fines), groundwater withdrawal, and associated impacts on surface streams (flows, temperature, DO), multiple forms of pollution (salts, metals particularly Cu, Hg, Zn, untreated sewage, agricultural runoff), and invasive species.

The vast majority of extinct freshwater gastropods (92.5%) were narrow endemics, with highly restricted ranges, occurring in a single river, spring, or lake. Habitat destruction in medium

to large rivers caused by damming and channelization contributed to most extinctions (45 species, 67% of total), followed by drainage or diversions of lakes (8 species, 12%), alteration of springs (4 species, 6%), and possibly effects of exotic fish introduction (2 species, 3%). Only five species with historical distributions spanning multiple water bodies are extinct. Loss of rare and localized, predominantly endemic species is the prevailing pattern of modern extinctions (Pimm et al. 1995; Burkhead 2012b).

There is a paucity of toxicological data for snails, but recently recognized threats to freshwater mussels include ammonia, endocrine disruptors, and herbicide surfactants (Grabarkiewicz and Davis 2008). However, formal toxicity testing with freshwater gastropods, particularly caenogastropods, lags behind studies for other freshwater organisms (Besser et al. 2009). Caenogastropods show increased sensitivity to copper, ammonia, and pentachlorophenol in comparison to ubiquitous heterobranchs (Besser et al. 2009). The near absence of basic information on the physiological and environmental tolerances for freshwater mollusks (e.g., respiratory adaptations to temperature and pH tolerances) limits our understanding of toxicity risks (Grabarkiewicz and Davis 2008). Toxicology research would provide data necessary for development of specific conservation and recovery criteria (Abell 2002).

ASSESSMENT GOALS

The current knowledge of freshwater gastropods lags behind that of North American freshwater fishes and mussels and crayfishes from Canada and the United States (e.g., Williams et al. 1993; Taylor et al. 2007; Jelks et al. 2008). Due to a paucity of recent survey data, it is only possible at this time to provide a current list of gastropods from Canada and the United States, with provisional lists of species by state and provincial boundaries. We hope that this assessment attracts students to study freshwater gastropods: there are many species yet to be described (Hershler and Liu 2012), and even basic biological information is lacking for most taxa. Considering strong evidence of decline and extinction, the need for surveys and biological



Smooth Mud *Leptoxis virgata* from the Hiwassee River near Ducktown, Polk County, Tennessee. This species remains confined to a few Tennessee River system tributaries in the vicinity of Chattanooga, Tennessee. Photo Credit: Thomas Tarpley, ADCNR.



Marsh Ramshorn *Planorbella trivolvis* from hatchery ponds at the Alabama Aquatic Biodiversity Center in Perry County, Alabama. This species is broadly distributed throughout Canada and the United States. Photo Credit: Thomas Tarpley, ADCNR.

studies is exigent. Therefore, the major goals of this first assessment are to

1. update Turgeon et al. (1998) by adding newly described taxa and taxonomic revisions;
2. compile lists of species by state and province;
3. assign a conservation status to each species;
4. compile essential references on distribution, biology, and conservation status;
5. provide a brief description of each family;
6. identify future research and management needs;
7. provide examples of conservation success stories; and
8. create a companion online site where additional information will be provided, including additional success stories and images of gastropod species.

METHODS AND DEFINITIONS

This review provides an updated comprehensive list of 703 native gastropods from Canada and the United States, divided among 16 families and 93 genera, following family classification of Bouchet and Rocroi (2005) with minor modifications (e.g., Albrecht et al. 2007; Strong and Köhler 2009; Wilke et al. 2001). This list was derived from Turgeon et al. (1998) and updated with subsequently described species and systematic revisions. Subspecies are not recognized. Species occurrences within provincial and state boundaries were generated using primary literature, including provincial and state checklists where available, as well as personal communications with professionals who are knowledgeable about certain groups or regions. Although outside continental North America, Hawaiian species are included as in previous AFS fish assessments (Deacon et al. 1979; Williams et al. 1989).

Status Definitions

The following listing criteria were adopted from previous AFS lists (Taylor et al. 2007; Jelks et al. 2008). Status categories were developed by the AFS Endangered Species Committee.

Endangered (E): A species that is in imminent danger of extinction.

Threatened (T): A species that is imminently likely to become endangered throughout all or a significant portion of its range.

Vulnerable (V): A species that is imminently likely to become threatened throughout all or a significant portion of its range; equivalent to “Special Concern” as designated by Deacon et al. (1979) and Williams et al. (1989).

Currently Stable (CS): Species populations not currently at risk.

Extinct (X): A taxon for which no living individual has been documented in nature for 50 or more years despite repeated efforts to do so.

Possibly Extinct (X_p): A taxon that is suspected to be extinct as indicated by more than 20 but less than 50 years since last observed in nature.

Unknown (U): A taxon in which the conservation or taxonomic status is unknown.

To facilitate direct comparisons with state natural heritage programs and Canadian conservation data centers, G-ranks, as developed by The Nature Conservancy and NatureServe (Master et al. 2009), were also included. This system ranks taxa on a scale from 1 to 5 based on estimated number of population occurrences, as follows:

G1 = critically imperiled (at very high risk of extinction or elimination due to extreme rarity, very steep declines, or other factors)

G2 = imperiled (at high risk of extinction or elimination due to very restricted range, very few populations or occurrences, steep declines, or other factors)

G3 = vulnerable (at moderate risk of extinction or elimination due to a restricted range, relatively few populations or occurrences, recent and widespread declines, or other factors)

G4 = apparently secure (uncommon but not rare; some cause for long-term concern due to declines or other factors)

G5 = secure (common; widespread and abundant)

GX = presumed extinct (not located despite intensive searches and virtually no likelihood of rediscovery)

GH = possibly extinct (known from historical occurrences but still some hope of rediscovery)

GU = Unable to assign rank due to taxonomic uncertainty or incomplete distributional information (Master et al. 2009)

Both the AFS and G-rank criteria are based on occurrence data and status evaluation is independent of geopolitical boundaries. However, this review does not utilize the same formal criteria required to list a species under the U.S. Endangered Species Act of 1973. A species may be rare because of a naturally restricted range but may not qualify for protection under the

Endangered Species Act if specific threats to its continued existence are not imminent. In Canada, the Committee on the Status of Endangered Wildlife in Canada began to consider mollusks for listing in 1995. The Species at Risk Act designated the Committee on the Status of Endangered Wildlife in Canada as the official assessor of conservation status in Canada. Canadian status assessment criteria were in use by November 2001 and are based on the revised International Union for Conservation of Nature (IUCN) Red List categories (IUCN 2001).

Because the approximate number of extinct gastropods is known, we can estimate modern to background extinction rates (M:BER) using the method described by Burkhead (2012b) but as corrected by Stuart Pimm (S. Pimm, Duke University, personal communication; see corrigendum in Burkhead 2012a). The calculation of an M:BER ratio is similar to that of extinctions per million species years (Pimm et al. 1995, 2006), except that the mean species duration interval reported for gastropods—one extinction per 10 million years (Stanley 1985)—is used as the background extinction rate. To estimate M:BER, the sum of species-years—that is, the cumulative total of species described each year multiplied by the years observed from 1758 to the present (each year a species was described)—was determined to be 70,241 (see corrigendum examples in Burkhead 2012a). The extinction rate (or extinctions/species-years) is the number of extinct species (67) divided by the sum of species-years (70,241) = 0.0009539. Multiplying the latter product by the background extinction rate (10 million) = 9,539 M:BER. Hence, modern gastropod extinctions are estimated to be 9,539 times greater than the background extinctions.

At this time, the Mexican gastropod fauna lack comprehensive documentation and only seven hydrobiid species are currently listed as endangered (Secretary of the Environment and Natural Resources of Mexico 2010). Given the pervasiveness of stressors to aquatic habitats in Mexico (Alcocer et al. 2000; Contreras-Balderas et al. 2008; Alcocer and Bernal-Brooks 2010), high levels of aquatic endemism (Dinger et al. 2005), and the effects of human population growth on aquatic habitats, freshwater gastropods of Mexico likely have similar or greater extinction rates than those estimated for Canada and the United States. When it is possible to include Mexican species in the future conservation assessments of North American freshwater gastropods, modern to background extinction rates will certainly be higher.

Caveats

The systematics of most North American gastropod families are poorly understood. Even at higher levels, freshwater gastropod classification is still evolving, as illustrated, for example, by elevation of the pleurocerid subfamily Semisulcospirinae to family rank (Strong and Köhler 2009), the elevation of three hydrobiid subfamilies (Amnicolidae, Cochliopidae, and Lithoglyphidae) to family rank (Wilke et al. 2001), and the subsumation of Ancyliidae within Planorbidae (Bouchet and Rocroi 2005; Albrecht et al. 2007). At the species level, systematics is similarly problematic for large portions of the freshwater gas-



Olive Nerite *Neritina usnea* from the Blakeley River, Baldwin County, Alabama. This species is broadly distributed in creeks along the Gulf Coast and occasionally ventures into rivers. Photo Credit: Thomas Tarpley, ADCNR.

tropod fauna. In general, families with species that attain large adult size occurring in eastern North America (e.g., Viviparidae, Pleuroceridae) have historically received the most attention and typically have the most complex taxonomic histories. For example, over 800 nominal species of Pleuroceridae (Graf 2001) have been reduced to 162 species currently considered valid (Burch 1989; Turgeon et al. 1998; Appendix). Ecophenotypic variation along clines or intraspecific variation has led to widespread confusion about species circumscription and the names that should be applied to them (Minton et al. 2008). In contrast, families of small-sized species (e.g., Assimineidae, Cochliopidae, Hydrobiidae, Lithoglyphidae) that remained largely unknown for much of the 19th century now benefit from modern descriptions, including molecular data, detailed anatomical diagnoses, and museum vouchering of type material (e.g., Hershler et al. 2007a). However, knowledge of actual species diversity for even well-researched groups is still incomplete (Hershler and Liu 2012). Modern inventories (within the last 30 years) are lacking for most states and Canadian provinces or territories, leaving large gaps in knowledge of current species distributions. Targeted surveys in Alabama revealed isolated populations of several species previously considered extinct—for example, the Tulotoma *Tulotoma magnifica*, Teardrop Elimia *Elimia lachryma*, Wicker Ancyliid *Rhodacmea filosa*, Oblong Rocksnail *Leptoxis compacta*—or critically imperiled species—for example, Cylindrical Lioplax *Lioplax cyclostomaformis* (Hershler et al. 1990; Ó Foighil et al. 2011; Whelan et al. 2012b; P. D. Johnson and J. T. Garner, unpublished data). Museum databases have not kept pace with the rapidly evolving taxonomic landscape and often reflect outdated information. These outdated records can perpetuate identification errors and often result in the extension of species distributions outside known ranges (i.e., false positives).

LIST OF TAXA (APPENDIX)

This compilation includes 703 species, of which 67 are presumed extinct (9.5%), 278 are endangered (39.5%), 102 are threatened (14.5%), 73 are vulnerable (10.4%), 157 are currently stable (22.3%), and another 26 (3.7%) are unknown (Figure 1). Considering that 74% of all species are imperiled or extinct,

freshwater gastropods have the highest imperilment level of any taxonomic group evaluated by the AFS. The 74% imperilment rate for gastropods is higher than fishes (39%; Jelks et al. 2008), and crayfishes (48%; Taylor et al. 2007) and similar to the 72% imperilment rate for freshwater mussels (Williams et al. 1993). The complete taxon list is presented in the Appendix.

The Appendix is arranged alphabetically by family, genus, and species. Data for each species include scientific name, taxonomic authority, common name, AFS conservation status (Extinct, Endangered, Threatened, Vulnerable, and Currently Stable), NatureServe status (GX, G1, G2, G3, etc.), and legal status if applicable (online version only). Distribution data are presented in alphabetical order by the two-letter postal code for each state, Canadian province, or territory. In several instances, distributions include extralimital occurrences for native species introduced outside of their known historical ranges (e.g., Ampullariidae, Viviparidae, Lymnaeidae, Physidae). Approximately 30 species from 11 families not native to Canada or the United States (Turgeon et al. 1998) were excluded from this evaluation.

AQUATIC GASTROPOD FAMILIES

The following section is a brief synopsis of diagnostic characters, size range, life history traits, distribution patterns, and conservation summary for the 16 families recognized herein (Table 1). Families are organized alphabetically by clade (Caenogastropoda, Heterobranchia, Neritimorpha).

Caenogastropoda—Ampullarioidea Ampullariidae—Applesnails

Represented in North America by a single native species, the Florida applesnail (*Pomacea paludosa*; Appendix; Plate 1) is native to southern Alabama, Georgia, and Florida, and introduced in North Carolina (Appendix). It is the largest native

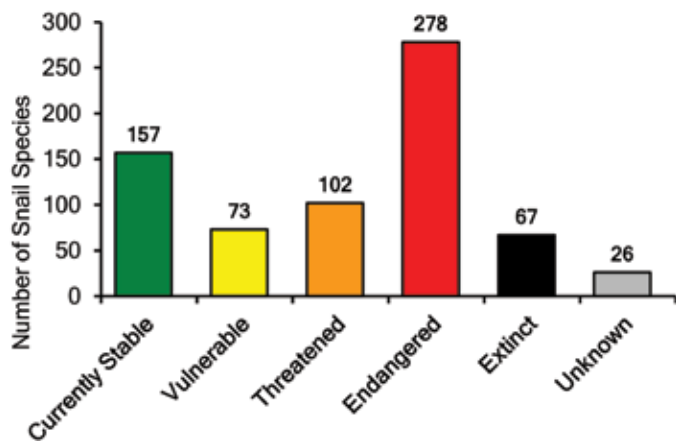


Figure 1. Summary of AFS conservation statuses for freshwater gastropods from Canada and the United States based on species status reviews in the Appendix.

North American freshwater gastropod species, often exceeding 60 mm in adult shell length. All members of the family are capable of respiring with both gill and “lung,” enabling them to tolerate low DO and prolonged periods of aerial exposure (Burch 1989). Males have a modified section of mantle that forms a penis. Females lay masses containing hundreds of eggs on emergent vegetation and other firm surfaces above the water line from spring to early fall; juveniles drop into the water after hatching (Sharfstein and Steinman 2001). Individuals apparently live several years (Estoy et al. 2002). The Florida Applesnail is the predominant prey in peninsular Florida of the Snail Kite, a federally protected bird (Beissinger 1990). The species is currently considered stable (Appendix).

Caenogastropoda—Rissooidea Amnicolidae—Dusky Pebblesnails

With 18 North American species in four genera, these small gastropods (<5 mm adult shell length) are found in a wide variety of habitats. About 25% of species are restricted to subterranean streams (Appendix; Plate 2). The remaining four species occur predominantly in rivers and creeks in the eastern United States and southeastern Canada. Some appear to graze on algae and biofilm on hard substrates (Kesler 1981). Males have a highly modified penis on the side of the neck, which, as in other Rissooidea, provides the primary diagnostic character used in their identification (Hershler and Ponder 1998). Females typically attach eggs singly to vegetation or other firm surfaces in the spring and early summer (Davis 1961) and generally have a life span of less than 2 years (Servos et al. 1985). With 11 species currently classified as extinct, endangered, threatened, or vulnerable, the family has a 61% imperilment rate.

Caenogastropoda—Rissooidea Assimineidae—Badwater Pebblesnails

This largely marine family is represented in North America by two inland species (<5 mm adult shell length) specifically adapted to moderately saline springs in west Texas and California (Appendix; Plate 2). However, recent molecular work (Hershler and Liu 2008) suggests that there may be at least three undescribed California taxa. Males possess a distinctive penis like other Rissooidea (Hershler et al. 2007b). Life histories of these species are not well known, but a Japanese reed marsh species has a lifespan of 3–5 years (Kurata and Kikuchi 1999). Though some other pebblesnail families have species that occur in saline springs, assimineids are exclusive to these isolated habitats, typically occupying the spring margins and emergent vegetation (Sada 2001). The highly restricted ranges explain the 100% imperilment rate for the family.

Caenogastropoda—Rissooidea Cochliopidae—Tryonia Pebblesnails

Including 48 North American species in 14 genera, these small gastropods (<5 mm adult shell length) are found in many aquatic habitats, including caves, freshwater springs, saline

Table 1. Taxonomic distribution, percentage imperiled, and number of extinct Canadian and United States freshwater gastropods assessed herein. Classification follows Bouchet and Rocroi (2005). The category "Officially listed" lists the number of endangered, threatened, or candidate species formally designated by COSEWIC and the USFWS.

Family	Genera	Species	Percentage imperiled	Number extinct	Officially listed
Ampullariidae	1	1	0	0	0
Amnicolidae	4	18	61	1	0
Assimineidae	1	2	100	0	1
Cochliopidae	14	48	91	0	6
Hydrobiidae	16	185	92	4	14
Lithoglyphidae	11	73	64	4	2
Pleuroceridae	7	162	79	33	8
Pomatiopsidae	1	6	66	1	0
Semisulcospiridae	1	11	91	1	0
Viviparidae	4	21	24	0	3
Neritidae	1	5	60	0	0
Acroloxidae	1	1	100	0	0
Lymnaeidae	9	61	60	10	3
Physidae	5	47	55	1	3
Planorbidae	16	52	44	10	1
Valvatidae	1	10	50	1	0
Total	93	703		67	23

springs, and brackish waters (Appendix; Hershler 2001; Plate 2). Most are highly localized in streams or springs and, consequently, the family has a high imperilment rate (91%). A single widely distributed species that inhabits saline springs, the Saltmarsh Hydrobe *Spurwinkia salsa*, is also known from Canada. The life histories of most species are unknown, but males possess a distinctive penis on the side of the neck (Hershler 2001). Females of some species lay eggs singly on hard substrates (Taylor 1987), and at least one species is parthenogenic (Hershler et al. 2005). Although formal studies are lacking, it is likely that these species have a lifespan of less than 2 years, similar to other hydrobiids. Most are restricted to the southern and western United States, with a single Canadian species (Appendix).

Caenogastropoda—Rissooidea Hydrobiidae—Pyrg Pebblesnails

This is the most diverse North American gastropod family, with 185 species in 14 genera; the genus *Pyrgulopsis* alone contains 124 species (Appendix). Most are very small, <5 mm adult shell length. Typically found in springs, creeks, and small to medium rivers, many are restricted in range, with more than 151 species known from fewer than 10 localities (92% imperilment rate). They reach their highest diversity in the southwestern and southeastern United States, with only five species known from Canada (Appendix; Plate 2). Most species are dioecious, with males possessing a distinctive penis (Hershler and Ponder 1998). Females of several genera lay eggs singly on hard substrates, including the shells of other gastropods (Johnson and

Garner, unpublished data). Few detailed life history studies have been completed, but the maximum age of at least one species is 2 years (Mladenka and Minshall 2001).

Caenogastropoda—Rissooidea Lithoglyphidae—River Pebblesnails

This diverse family includes 73 North American species in 11 genera. They inhabit rivers and creeks of the southeastern and western United States, with several species from the Midwest and three from Canada. Most species are small (adult shell length <5 mm) and endemic to a single river system (Appendix; Plate 1). Consequently, the family has a high rate of imperilment (64%). Males possess a distinctive penis (Hershler and Ponder 1998) and females usually lay eggs singly in the spring. However, the Flat Pebblesnail *Lepyrium showalteri* lays a "superclutch" to which multiple females contribute (Figure 2). Many species appear to be annual species, with most individuals dying soon after the reproductive season; for example, *Somatogyrys* spp. and *Lepyrium showalteri* (Johnson, unpublished data).

Caenogastropoda—Cerithioidea Pleuroceridae—Freshwater Periwinkles

Recent molecular studies of pleurocerids have revealed that the current classification requires substantial revision in order to reflect evolutionary history (e.g., Holznagel and Lydeard 2000; Minton and Lydeard 2003; Hayes et al. 2007; Dillon and Robinson 2009; Dillon 2011). Interim taxonomic rearrangements (e.g., Dillon 2011) are likely inadequate. Consequently, herein we retain the Turgeon et al. (1998) classification until a synthetic and comprehensive taxonomy of pleurocerids is constructed.

Pleurocerids are the second most diverse group of North American freshwater gastropods and one of the most imperiled (79%). With 162 species in seven genera, they occur east of the continental divide primarily in rivers and creeks, attaining their highest diversity in drainages of the southeastern United States. Only two wide-ranging species have distributions that extend into Canada (Appendix; Plate 1). Adult shell length ranges from 1 to 5 cm and shell morphology can be highly variable within and among species (Burch 1989; Whelan et al. 2012a). Males lack a penis (Strong 2005) and females attach egg capsules to firm substrates singly, in lines, or in well-defined concentric clutches (Whelan et al. 2012a, 2012b). Juveniles often reach maturity in one year and the maximum life span seems to be 2–6 years for most species (Brown et al. 2008; P. D. Johnson, unpublished data). In some rivers, pleurocerids can achieve extraordinary densities, exceeding 1,500/m² (Johnson and Brown 1997). Slow growth, prolonged maturation, and narrow ecological tolerances contribute to their exceptional vulnerability (Brown and Johnson 2004); pleurocerids account for over half of the 67 gastropod extinctions reported here (Appendix; Plate 3).



Plate 1. Apertural views of assorted North American freshwater gastropods. Top Row (L-R): *Acella haldemani*, USNM 569406, Fishtrap Lake, Wisconsin; *Lioplax pilsbryi*, USNM 709961, Chipola River, Florida; *Juga plicifera*, USNM 12135, Oregon; *Aplexa elongata*, ANSP 73703, Belle Isle, Michigan. Second Row (L-R): *Bulimnaea megasoma*, USNM 569420, Kashabowie Lake, Ontario; *Neritina usnea*, USNM 835884, Lake Seminole, Florida; *Lanx alta*, ANSP 345218, Trinity River, California; *Pomacea paludosa*, Swamps Pompano, Florida. Third Row (L-R): *Io fluviialis*, USNM 119349, Clinch River, Tennessee; *Pomatiopsis lapidaria*, ANSP 192844, White River, Arkansas; *Lymnaea stagnalis*, USNM 41020, Oneida Lake, New York; *Fluminicola virens*, USNM 883676, Willamette River, Oregon. Bottom Row (L-R) *Gyraulus deflectus*, USNM 336597, Stillwater River, Maine; *Campeloma crassulum*, USNM 106143, New Harmony, Indiana; *Physella hendersoni*, USNM 251132, Charleston, South Carolina; *Lithasia armigera*, USNM 121760, Cumberland River, Tennessee. Scale bars next to gastropods are 1, 5 or 10 mm in length (photos by Thomas Tarpley, ADCNR).



Plate 2. Apertural views of assorted North American freshwater gastropods. Top Row (L-R): *Stiobia nana*, USNM 854934, Coldwater Spring, Alabama; *Lyogyrus pupoides*, USNM 336437, Stillwater River, Maine; *Galba perpolita*, USNM, 473102, Agattu Island, Alaska; *Leptoxis dilatata*, USNM 1155170, Indian Creek, West Virginia. Second Row (L-R): *Pyrgophorus platyrachis*, USNM 874863, Sulphur Spring, Florida; *Valvata bicarinata*, USNM 76627, Philadelphia, Pennsylvania; *Tryonia clathrata*, USNM 791488, Pyramid Lake, Nevada; *Lepyrium showalteri*, USNM 672419, Cahaba River, Alabama. Third Row (L-R): *Assimineia pecos*, USNM 1155172, Bitter Lake National Wildlife Refuge, New Mexico; *Acroloxus coloradensis*, USNM 883768, Hudson Bay, Montana; *Rhodacmea filosa*, USNM 1155171, Choccolocco Creek, Alabama; *Antroselates spiralis*, USNM 854700, Valley Cave, Kentucky; Alabama. Bottom Row (L-R) *Pyrgulopsis coloradensis*, USNM 854641, Blue Point Spring, Nevada; *Amnicola limosus*, USNM 451730, Cambridge, Massachusetts; *Erinna newcombi*, ANSP 162210, Hanakapiai, Kauai, Hawaii; *Lithasia lima*, ANSP 124850, Elk River, Tennessee. Scale bars next to gastropods are 1 or 5 mm in length (photos by Thomas Tarpley, ADCNR).



Figure 2. A clutch of eggs deposited by the Flat Pebblesnail *Lepyrium showalteri*, a federally endangered gastropod endemic to the Cahaba River system in central Alabama. Multiple females contribute to this large “super clutch.” Each small, orange-colored egg is surrounded by a large fluid-filled capsule. Females lay eggs from March through May, after which more than 85% senesce and die. Newly hatched juveniles must reach reproductive size within a few months, prior to cooler winter temperatures. Photo Credit: Randall Haddock, Cahaba River Society.

Caenogastropoda—Rissooidea Pomatiopsidae— Amphibious Walker

This family contains six North American species in the genus *Pomatiopsis* that range from the St. Lawrence River basin to Pacific drainages along the California and Oregon coast. Only a single widely distributed species, the Slender Walker *Pomatiopsis lapidaria*, is known from Canada (Appendix; Plate 1). They are generally found in seeps, along spring margins, in flowing water, and in lakes (Burch 1989). These small gastropods (usually ≤ 5 mm adult shell length) live at least 2 years (Dundee 1957) and have a curious loping mode of locomotion (hence “walkers”). They apparently feed on detritus deposited along channel margins (van der Schalie 1959). Males possess a distinctive penis; females deposit egg capsules attached to gravel or coarse sand (van der Schalie and Dundee 1956). Three Pacific taxa are narrow endemics (66% imperilment rate) and the single species from northern Alabama is considered extinct (Plate 3).

Caenogastropoda—Cerithioidea Semisulcospiridae— Pacific Slope Periwinkles

Previously a subfamily of Pleuroceridae (Strong and Köhler 2009), this family currently includes 11 species in the genus *Juga* restricted to Pacific drainages north of the Sacramento River to British Columbia (Strong and Frest 2007). Two species are currently known from British Columbia (Appendix; Plate 1). Semisulcospirids are generally large (up to 4 cm) and graze on periphyton in streams and rivers. In some streams, population densities can exceed 500 m², representing over 90% of the invertebrate grazing biomass (Hawkins and Furnish 1987). Females lay a large gelatinous clutch of eggs in the spring (Clarke 1976). All but one species are considered imperiled (91%) and one may be extinct (Appendix; Plates 1 and 4).

Caenogastropoda—Viviparoidea Viviparidae—Mystery Snails

Native to drainages east of the Continental Divide, these large species (>3 cm adult shell length) occur predominately in rivers, but several are associated with lentic habitats where they may be very abundant (Brown and Lydeard 2010). Of the 21 species in four genera native to North America, five species are imperiled (24%), including three federally protected narrow endemics native to Alabama (Appendix; Plate 1). Only three species are known from Canada, but one has questionable taxonomic status (Appendix). All species are ovoviviparous, with crawling juveniles released at ≈ 3 mm in shell length. Viviparids are detritivores or facultative suspension feeders (Richardson and Brown 1989). Population densities are dependent on the organic content of associated sediments (Brown et al. 1989). They live several years and densities of some species in large rivers can be very high (see Tulotoma Recovery, p. 261). Males possess a penis formed by a modified right cephalic tentacle (Burch 1989); however, some species are parthenogenetic, which complicates genetics and confounds species boundaries (S. C. Johnson 1992; Katoh and Foltz 1994; Crummett and Wayne 2009).

Neritimorpha—Neritoidea Neritidae—Nerites

Most members of this family are marine species, but five occur in fresh to brackish waters in estuaries and coastal southeastern rivers (two species) and Hawaii (three species). Two of the Hawaiian species are endemic to the islands (Appendix). They are of moderate size (≈ 2 cm shell length; Plate 1) and are typically found on vegetation or firm substrates where females attach eggs capsules (Brasher 1997). Males possess a penis adjacent to the right cephalic tentacle (Burch 1989). Veliger larvae emerge from the egg capsules at hatching and drift downstream before settling as crawling juveniles (Brasher 1997; Resh et al. 1992). Individuals migrate back upstream during their lifespan of two or more years (Brasher 1997). The Hawaiian species have a restricted range, giving the fresh to brackish members of the family a 60% imperilment rate (Appendix).

Heterobranchia—Pulmonata—Acroloxoidea Acroloxidae—Capshells

This family is represented in North America by one species, the Rocky Mountain Capshell *Acroloxus coloradensis*, which is restricted to isolated mountain lakes in Canada and the United States (Appendix). Although a Canadian status review suggests the possibility of more than one species (Lee and Ackerman 2001), relatively few populations of Rocky Mountain capshell are known (100% imperilment rate for this family). Capshells are small (<5 mm adult shell length), with limpet-like shells (Plate 2). They are hermaphroditic and lay yellowish clutches of two to three eggs on rocks, plant stems, or leaves during summer and likely have a lifespan up to 2 years (Harrold and Guralnick 2008).



Plate 3. Apertural views of North American freshwater gastropods considered extinct. Top Row (L-R): *Stagnicola utahensis*, ANSP 187633, Lifton Bear Lake, Idaho; *Pomatiopsis hinkleyi*, ANSP 68449, Tennessee River, Alabama; *Lithasia jayana*, USNM 121760, Caney Fork, Tennessee; *Elimia impressa*, USNM 336364, Coosa River, Alabama. Second Row (L-R): *Amphigyra alabamaensis*, ANSP 100980, Coosa River, Alabama; *Gyrotoma excisum*, ANSP 174777, Coosa River, Alabama; *Planorbella traski*, USNM 571751, Kern Lake, California; *Lithasia hubrichti*, USNM 636136, Big Black River, Mississippi. Third Row (L-R): *Athearnia crassa*, USNM 119636, Holston River, Tennessee; *Stagnicola pilsbryi*, ANSP 98545, Fish Springs National Wildlife Refuge, Utah; *Elimia clausa*, 177083, Coosa River, Alabama; *Somatogyrus crassilabris*, USNM 271763, White River, Arkansas; Bottom Row (L-R): *Neoplanorbis carinatus*, ANSP 10112, Coosa River, Alabama; *Pyrgulopsis nevadensis*, USNM 31272, Pyramid Lake, Nevada; *Marstonia olivacea*, USNM 528038, Big Spring, Huntsville, Alabama; *Clappia umbilicata*, USNM 451821, Coosa River, Alabama. Scale bars next to gastropods are 1 or 5 mm in length (photos by Thomas Tarpley, ADCNR).



Cylinder *Campeloma* *Campeloma regulare* from the Alabama River near Claiborne, Monroe County, Alabama. This species is broadly distributed throughout the Mobile River Basin and is considered stable. Photo Credit: Thomas Tarpley, ADCNR.

Heterobranchia—Pulmonata—Lymnaeidae Lymnaeidae—Elegant Pondsnaails

With 61 North American species in nine genera, this family is most diverse in ponds and lakes of northern and western United States and Canada (Burch 1989). Nearly half of all North American species are found in Canada and two are endemic to Hawaii (Appendix; Plate 2). A recent phylogeny suggests a single well-supported clade for North American taxa (Correa et al. 2010). Twenty-six species (42%) have distributions restricted to two or fewer states/provinces, giving the family an overall 61% imperilment rate (Appendix). Most of these hermaphroditic species lay eggs in large gelatinous masses and juveniles grow quickly, often with multiple generations produced in a single year (Burch 1989). Species longevity may vary from several months to 3 years but is generally longer at northern latitudes (Burch 1989). Some lake species can reach substantial size, exceeding 30 mm in length; for example, the Mammoth Lymnaea *Bulinnaea megasoma*, (Plate 1).

Heterobranchia—Pulmonata—Planorboidea Physidae—Tadpole Pondsnaails

This family has been the subject of several recent taxonomic revisions, not all of which agree (Taylor 2003; Dillon et al. 2007, 2011; Wethington and Lydeard 2007; Pip and Franck 2008; Wethington et al. 2009). Given this instability, the new species of Taylor (2003), Pip (2004), and Wethington et al. (2009) are herein recognized, but the classification in Turgeon et al. (1998) is retained.

These species are most commonly found in lentic environments, although some are restricted to rivers and springs. Forty-seven North American species in five genera are recognized (Appendix; Plate 1), most occurring in northern and western states, and 21 species in Canada (55% imperilment rate). Physids are hermaphroditic and generally lay large gelatinous egg masses during warmer months (Burch 1989; Dillon et al. 2011; Lepitzki 2013). Juveniles mature rapidly and multiple generations can be produced in a single year, but species from northern

latitudes commonly live 2 years or more (DeWitt 1954; Pip and Stewart 1976).

Heterobranchia—Pulmonata—Planorboidea Planorbidae—Ramshorn Snails

Represented in North America by 52 species in 16 genera, most species have planispiral shells of variable size (5- to 25-mm shell width; Plates 3 and 4). Species in the subfamily Ancyliinae have secondarily adopted a limpet-like shell shape and are now recognized as highly modified planorbids (Bouchet and Rocroi 2005; Walther et al. 2006, 2010), although European classifications have long recognized their planorbid affinities (e.g., Hubendick 1978). There are 25 species distributed across Canada (Appendix). Several genera are restricted to rivers, but many species utilize ponds, lakes, and bogs, including some low-DO environments (Burch 1989). Eggs from these hermaphroditic species are deposited singly or in large gelatinous clutches on firm substrates. Many species produce multiple generations in a year, and others may take a year to reach maturity (Burch 1989). Ten species (19%) are presumed to be extinct (Appendix; Plate 3), and several others have highly restricted distributions (44% imperilment rate).

Heterobranchia—Valvatoidea Valvatidae—Gilled Flatsnaails

Valvatids are Holarctic, occurring in large lakes and rivers (Burch 1989). They are typically small (<8 mm shell width), operculate, and possess a unique gill that protrudes outside the mantle that allows them to tolerate low DO concentrations (Burch 1989). They are hermaphroditic with a penis positioned just beneath the right cephalic tentacle; some species have been reported to lay eggs between March and October (Lysne and Koetsier 2006). Of 10 North American species, seven have broad distributions, four are imperiled, and one is presumed extinct (50% imperilment rate; Appendix; Plate 2). The U.S. Fish and Wildlife Service (USFWS) recently delisted the only federally protected species in the family—the Desert Valvata *Valvata utahensis*—based upon new occurrence discoveries that expanded its known range.

SUMMARY AND CONCLUSIONS

This assessment determined that of 703 gastropod species, only 157 are currently stable. Of the remaining gastropods, 73 are vulnerable, 102 are threatened, 278 are endangered, 67 are extinct or possibly extinct, and the conservation or taxonomic status is ambiguous for 26 species (U or GU in the Appendix). The 74% imperilment rate of freshwater gastropods exceeds all other biota previously evaluated by AFS committees (Williams et al. 1993; Musick et al. 2000; Taylor et al. 2007; Jelks et al. 2008), but this rate may be marginally eclipsed by the pending AFS mussel assessment (J. D. Williams, Florida Fish and Wildlife Conservation Commission, personal communication). This assessment agrees with earlier models and summaries for North America (Ricciardi and Rassmussen 1999; Abell 2002). This pattern of decline reflects the degree of freshwater habitat




Plate 4. Apertural views of assorted North American freshwater gastropods. Top Row (L-R): *Planorbella trivolvis*, USNM 519355, Joliet, Illinois; *Viviparus subpurpureus*, ANSP 157362, Wabash River, Indiana; *Vorticifex effusa*, USNM 742157, Klamath River, Oregon; *Elimia boykiniana*, Flint River, Georgia. Second Row (L-R): *Juga acutifilosa*, USNM 425495, Klamath River, California; *Lithasia geniculata*, USNM, 129026, Cumberland River, Kentucky; *Pleurocera foremani*, ANSP 175693, Kelly Creek, Alabama; *Birgella subglobosus*, ANSP 57043, Iowa River, Iowa. Third Row (L-R): *Elimia hydei*, ANSP 122405, Black Warrior River, Alabama; *Lithasia duttoniana*, ANSP 334338, Duck River, Tennessee; *Viviparus georgianus*, ANSP 115729, Chicago River, Illinois; *Tulotoma magnifica*, USNM 176002, Coosa River, Alabama. Bottom Row (L-R): *Pleurocera alveare*, USNM 272182, Black River, Arkansas; *Campeloma decampi*, USNM 511325, Tennessee River, Alabama; *Lioplax sulculosa*, USNM 528050, Cedar River, Iowa; *Elimia floridensis*, ANSP 27526, Alexander Spring Creek, Florida. Scale bars next to gastropods are 1, 5 or 10 mm in length (photos by Thomas Tarpley, ADCNR).



Helmet Rocksnail *Lithasia duttoniana* from the Duck River near Columbia, Maury County, Tennessee, is endemic to the middle and lower Duck River; this species is usually found along channel margins. Photo Credit: Thomas Tarpley, ADCNR.



Smooth Hornsnail *Pleurocera prasinata* from its type locality, the Alabama River near Claiborne, Monroe County, Alabama. This species is currently stable and broadly distributed throughout the Mobile River basin. Photo Credit: Thomas Tarpley, ADCNR.

degradation and loss across the continent. In comparison to other sensitive ecosystems, including deserts, coastal marine environments, and forests, freshwater environments are the most threatened habitats in North America (Master et al. 2000; Heinz Center Report 2002; Burkhead 2012b). Only caves qualify as similarly imperiled ecosystems with moderate endemism but low diversity (Noss 2000).

Significant progress has been made in understanding ecological roles of freshwater invertebrates; however, our current knowledge of their distribution, systematics, biology, and ecology lags far behind our knowledge of freshwater fishes. The inherent human bias toward terrestrial systems is even evident in studies of freshwater fishes; for example, only about one third of North American freshwater fishes have been the focus of detailed life history studies (Etnier and Starnes 1994; Jenkins and Burkhead 1994; Boschung and Mayden 2004).

Distributional surveys in Canada are more comprehensive than comparable efforts for much of the United States (Figure 3; inset), but inventories in the United States are hampered by high diversity, lack of state or regional guides with keys, and unstable taxonomy for some groups. Although some states have completed recent reviews (Colorado, Connecticut, Florida, Indiana, New York, Missouri, Pennsylvania, Utah), state faunal guides are rare. The lack of surveys results from the relatively few biologists trained in the biology and systematics of freshwater gastropods and associated collection and preservation techniques.

The M:BER ratio of 9,539 is the highest modern to background extinction rate reported for any group of organisms on Earth (Pimm et al. 2006; Burkhead 2012b). Higher modern to background extinction rates (as extinctions per million species years) have been reported but these were based on future projections of models (Pereira et al. 2010a, 2010b; Barnosky et al. 2011). Considering the millions of years over which the fauna evolved and that nearly a tenth of known taxa from Canada and the United States have become extinct in only 112 years, the modern to background extinction ratio reported here seems intuitively low.

Mollusks have the highest numbers of documented extinctions among major taxonomic groups. The most extreme example may be that land snails endemic to tropical Pacific islands, which numbered in the thousands of species, have experienced even higher declines on a per island basis (Lydeard et al. 2004). Given the current rates of anthropogenic degradation of aquatic habitats (Vitousek et al. 1997; Ehrlich and Pringle 2008; Rockström et al. 2009) and the numbers of aquatic biota in jeopardy of future extinctions in North America (Williams et al. 1993; Taylor et al. 2007; Jelks et al. 2008; Burkhead 2012b; this study) and worldwide (IUCN 2012), it is self-evident that future rates of biodiversity loss will increase unless significant changes are made to the way humans use natural resources and modify landscapes.

Future priority conservation actions for freshwater gastropods include, but are not limited to (1) research on taxonomy, distribution, and basic biology; (2) modern surveys including detailed distributional and ecological requirements; (3) modernization mollusk collections including incorporating modern nomenclature, verification of identifications, and georeferencing of localities; (4) protection and restoration of relict habitats and freshwater gastropod assemblages; and (5) promoting freshwater species and ecosystem conservation and restoration to the general public.

EXAMPLES OF CONSERVATION SUCCESS

Though the overall conservation status of freshwater gastropods from Canada and the United States is disconcerting, we provide two examples of conservation successes that resulted from decreased threats and habitat restoration.

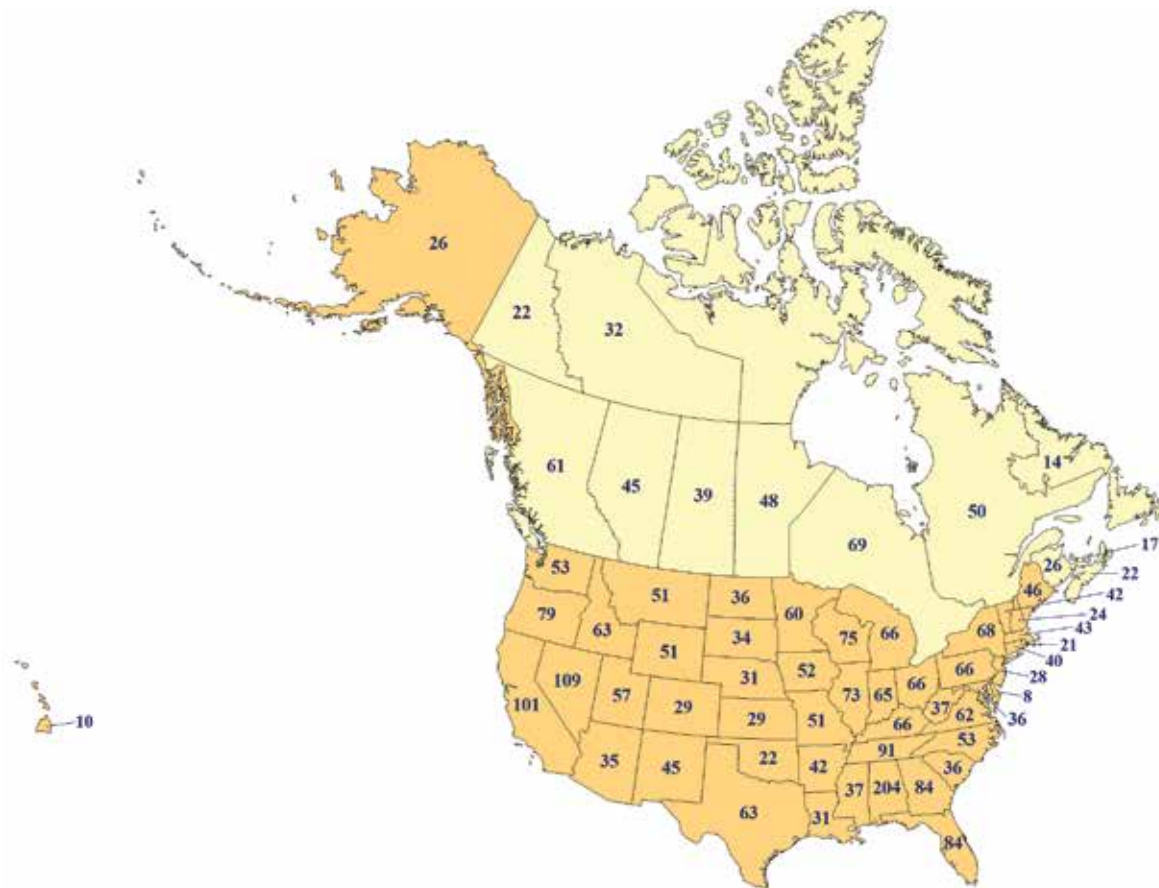


Figure 3. Map depicting approximate numbers of freshwater gastropod species by province and state for Canada and the United States.

Recovery of *Tulotoma magnifica* in Alabama

Once considered extinct, the *Tulotoma* was rediscovered in the lower Coosa River, Alabama, in 1988 (Hershler et al. 1990). This large viviparid was thought to have gone extinct because of hydroelectric dam construction and water quality problems throughout its 960-km historical distribution in the Coosa and Alabama rivers. The *Tulotoma* is a sedentary filter feeder, clustering on the undersides of large boulders, forming aggregations or “colonies” that can contain hundreds of individuals (Figure 4; USFWS 2000). Subsequent survey efforts confirmed five extant populations in the Coosa River basin and the snail was listed as endangered by the USFWS in 1991. Flow restoration in the Coosa River below Jordon Dam by the Alabama Power Company in the early 1990s dramatically improved water quality and increased downstream population levels of *Tulotoma* (USFWS 2010). Subsequent surveys by Auburn University located five additional populations in Coosa tributaries (DeVries 2005). In 2006, the Alabama Department of Conservation and Natural Resources (ADCNR) biologists found small numbers of *Tulotoma* in the Alabama River and surveys completed in 2010 located four new Alabama River populations that were more than 160 km distant from the Coosa River populations. The abundances observed in new populations are attributed to moderate water quality improvements in the Alabama River, which increased populations to detectable thresholds. Because all but one of the known populations have been stable or increasing for over a decade, along with the newly discovered

populations in the Alabama River, the USFWS formally down-listed the species from endangered to threatened in June 2011. This represents the first successful down-listing of a freshwater mollusk under the Endangered Species Act. If *Tulotoma* populations continue to improve over the next decade, it may be possible to delist the species. An adult female *Tulotoma* is shown in Figure 5.

Habitat Recovery in the Cahaba River, Alabama

Located in central Alabama, the 304-km-long Cahaba River is the second largest tributary in the Alabama River system. The Cahaba River harbors one of the most species-rich faunas of mollusks and fishes in North America, although decades of poor land management and point and nonpoint source pollution have severely degraded the river (O’Neil and Shepard 2000). Cahaba River headwaters located in Birmingham receive more than 40 million gallons of discharge from 26 wastewater treatment plants daily (Shepard et al. 1994). With nutrient levels exceeding legal limits, the Environmental Protection Agency forced Birmingham to upgrade and construct new wastewater treatment facilities. Most of this work was completed by 2001. Although problems remain, water quality improved dramatically, and in 2004 the USFWS established the Cahaba River National Wildlife Refuge. Recent fish and mollusk inventories by the Geological Survey of Alabama, University of Alabama, and ADCNR documented 131 fish, 39 mussel, and 32 snail species extant in the system. The Cahaba River basin hosts 11 federally



Figure 4. A colony of the federally threatened *Tulotoma* attached to the underside of a small boulder from lower Choccolocco Creek, Talladega County, Alabama. Inset shows a large colony on the underside of a boulder from the lower Coosa River, Elmore County, Alabama. Photo Credit: Paul Johnson.



Figure 5. A female *Tulotoma* from Choccolocco Creek, Talladega County, Alabama. Photo Credit: Thomas Tarpley, ADCNR.

listed species, including three snails. All listed fish and mollusks have shown range expansions and increasing numbers in recent years, presumably due to improving water quality.

The Nature Conservancy of Alabama recently led efforts to restore habitat by removing a large low-head concrete bridge (slab) just upstream of the new Cahaba River National Wildlife Refuge (Figure 6). Located in a section of river with exceptional fish and mollusk diversity, the 64-m-long \times 7-m-wide \times 2-m-high concrete bridge was an intermittent barrier to fish passage and disrupted flows above and below the structure (Figure 6). Pooled water behind the slab extended over 150 m upstream, and water passing through the 47 culverts scoured the channel bottom to bedrock downstream. With assistance from dozens of individuals representing various government and private conservation groups, mollusks were collected and removed in a large area above and below the concrete slab and translocated upstream. The slab was removed over a 3-day period in October 2004.



Figure 6. (A) Former Marvel Bridge located in the Cahaba River north of the Cahaba National Wildlife Refuge. The bridge (slab) was constructed by a mining company in the 1970s to move coal across the river and remained after the mine closed. (B) Efforts by the Nature Conservancy of Alabama culminated in its removal in late 2004, which improved habitat conditions over a kilometer of river and eliminated a barrier to fish passage. Photo Credit: Paul Freeman, the Nature Conservancy of Alabama.

Slab removal initiated dramatic increases in snail densities, not only in the slab footprint and pool but downstream as well (Figure 7). Snail recovery was rapid and over the next few years, densities grew nearly exponentially. Importantly, densities of two federally listed snails increased more than 50-fold at the site. Subsequent monitoring of the fish community showed considerable expansion of the federally threatened Goldline Darter *Percina aurolineata* (B. Kuhadja, Tennessee Aquarium Conservation Institute, personal communication).

ADDITIONAL INFORMATION

The species database is available at the joint U.S. Geological Survey/AFS website (Johnson et al. 2013), along with extensive supplementary bibliographic information for North American freshwater gastropods and additional examples of recovery successes. The gastropod database and forthcoming AFS mussel conservation assessment will also be hosted by the Freshwater Mollusk Conservation Society (FMCS 2013), along with other

general information about freshwater mollusks. Updated G-ranks, heritage conservation status, and global, national, and subnational distributions can be found at the NatureServe website (NatureServe 2013).

ACKNOWLEDGMENTS

We thank Jamie Smith, North Carolina Museum of Natural Sciences, for generating Figure 3. We are grateful to the numerous museum curators who provided access to the collections under their care during the preparation of this database. We also thank AFS *Fisheries* staff and especially Endangered Species Chair Howard Jelks for their assistance in publication. We thank Paul Callomon, Academy of Natural Sciences Philadelphia, for his technical assistance in photographing the micro planorbids. We thank Steve Ahlstedt for his assistance with the review process and his innumerable contributions to freshwater mollusk conservation over the years. Randall Haddock of the Cahaba River Society and Paul Freeman of the Nature Conservancy of Alabama contributed photographs. Thanks are extended to Buck Albert (Cherokee Nation Technology Solutions) and Howard Jelks (U.S. Geological Survey), Gainesville, Florida, for development of the website. We also gratefully acknowledge the contributions of two anonymous reviewers. Finally, a special thanks to Jim Williams, whose invaluable assistance facilitated completion of this assessment. This work was supported in part from various funding sources including the Alabama Department of Conservation and Natural Resources, the Smithsonian Institution, North Carolina Museum of Natural Sciences, and the U.S. Fish and Wildlife Service. Any use of trade, product, or firm names is for descriptive purposes only and does not imply endorsement by the U.S. Government.

REFERENCES

- Abell, R. 2002. Conservation biology for the biodiversity crisis: a freshwater follow-up. *Conservation Biology* 16:1435–1437.
- Abell, R., D. M. Olsen, E. Dinerstein, P. T. Hurley, J. T. Diggs, W. Eichbaum, S. Walters, W. Wettengel, T. Allnutt, C. J. Loucks, and P. Hedao. 2000. *Freshwater ecoregions of North America: a conservation assessment*. Island Press, Washington, D.C.
- Albrecht, C., K. Kuhn, and B. Streit. 2007. A molecular phylogeny of Planorbioidea (Gastropoda, Pulmonata): insights from enhanced taxon sampling. *Zoologica Scripta* 36:27–39.
- Alcocer, J., and F. W. Bernal-Brooks. 2010. *Limnology in Mexico*. *Hydrobiologia* 644:15–68.
- Alcocer, J., E. Escobar, and A. Lugo. 2000. Water use (and abuse) and its effects on the crater lakes of Valle de Santiago, Mexico. *Lakes & Reservoirs: Research and Management* 2000:145–149.
- Barnosky, A. D., N. Matzke, S. Tomiya, G. O. U. Wogan, B. Swartz,

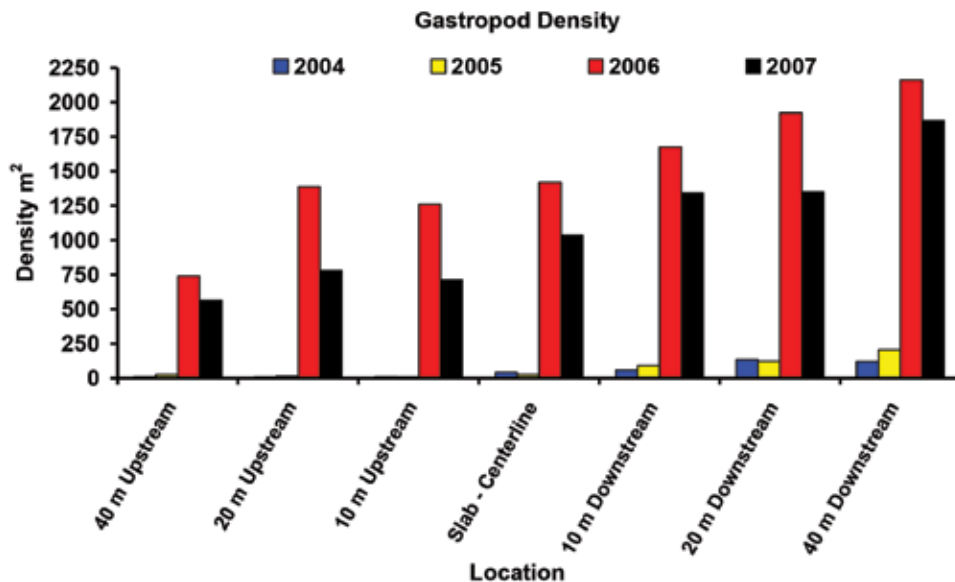


Figure 7. Gastropod densities in the Cahaba River above and below the Marvel Slab, from before slab removal in 2004 and after its removal (2005, 2006, and 2007); data courtesy of the the Nature Conservancy of Alabama. Bars indicate mean gastropod densities compiled from 10 Surber samples collected at each monitoring location.



Furrowed Lioplax *Lioplax sulculosa* from the Tennessee River near Florence, Lauderdale County, Alabama. This species is broadly distributed throughout the Mississippi River basin. Photo Credit: Thomas Tarpley, ADCNR.



Pleated Juga *Juga plicifera* from the Willamette River near Corvallis, Benton County, Oregon. The Pleated Juga is distributed in the Pacific Northwest from California to British Columbia, Canada. Photo Credit: Thomas Tarpley, ADCNR.

- T. B. Quental, C. Marshall, J. L. McGuire, E. L. Lindsey, K. C. Maguire, B. Mersey, and E. A. Ferrer. 2011. Has the Earth's sixth mass extinction already arrived? *Nature* 471:51–57.
- Beissinger, S. R. 1990. Alternative foods of a diet specialist, the snail kite. *The Auk* 107(2):237–333.
- Besser, J. M., D. L. Hardesty, I. E. Greer, and C. G. Ingersoll. 2009. Sensitivity of freshwater snails to aquatic contaminants: survival and growth of endangered snail species and surrogates in 28-day exposure to copper, ammonia, and pentachlorophenol. Administrative report CERC-8335-FY07-20-10, submitted to U.S. Environmental Protection Agency, Office of Research and Development, Duluth, Minnesota.
- Bogan, A. E. 2006. Conservation and extinction of the freshwater molluscan fauna of North America. Pages 373–383 in C. F. Sturm, T. A. Pearce, and A. Valdés, editors. *The mollusks: a guide to their study, collection, and preservation*. American Malacological Society, Universal-Publishers, Boca Raton, Florida.
- Bogan, A. E., J. M. Pierson, and P. Hartfield. 1995. Decline in the freshwater gastropod fauna in the Mobile Bay Basin. Pages 249–252 in E. T. LaRoe, G. S. Farris, C. E. Puckett, P. D. Doran, and M. J. Mac, editors. *Our living resources, a report to the Nation on the distribution, abundance and health of U.S. plants, animals, and ecosystems*. U.S. Department of Interior, National Biological Survey, Washington, D.C.
- Boschung, H. T., and R. L. Mayden. 2004. *Fishes of Alabama*. Smithsonian Press, Washington, D.C.
- Bouchet, P., and J. P. Rocroi. 2005. Classification and nomenclator of gastropod families. With classification by J. Frýda, B. Hausdorf, W. Ponder, A. Valdés, and A. Warén. *Malacologia* 47:1–397.
- Bourne, G. R. 1993. Differential snail-size predation by snail kites and limpkins. *Oikos* 68:217–223.
- Brasher, A. M. 1997. Life history characteristics of the native Hawaiian stream snail *Neritina granosa* (Hiihawai). Cooperative National Park Resources Studies Unit, University of Hawaii at Manoa, Manoa, Honolulu, Hawaii, Technical Report 114.
- Brown, K. M., and P. D. Johnson. 2004. Comparative conservation ecology and pleurocerid and pulmonate gastropods of the United States. *American Malacological Bulletin* 19:57–62.
- Brown, K. M., B. Lang, and K. E. Perez. 2008. The conservation ecology of North American pleurocerid and hydrobiid gastropods. *Journal of the North American Benthological Society* 27:484–495.
- Brown, K. M., and C. E. Lydeard. 2010. Mollusca: Gastropoda. Pages 277–307 in J. H. Thorpe and A. P. Covich, editors. *Ecology and classification of freshwater invertebrates of North America*. Elsevier.
- Brown, K. M., D. Varza, and T. D. Richardson. 1989. Life histories and population dynamics of two subtropical snails (Prosobranchia: Viviparidae). *Journal of the North American Benthological Society* 8:222–228.
- Burch, J. B. 1989. *North American freshwater snails*. Malacological Publications, Hamburg, Michigan.
- Burkhead, N. M. 2012a. Extinction rates in North American freshwater fishes. Available: http://fl.biology.usgs.gov/extinct_fishes/index.html. (March 2013).
- . 2012b. Extinction rates in North American freshwater fishes, 1900 to 2010. *BioScience* 62:798–808.
- Cagle, F. R. 1952. The status of turtles *Graptemys pulchra* Baur and *Graptemys barbouri* Carr and Marchand, with notes on their natural history. *Copeia* 1952:223–234.
- Clarke, A. H. 1976. Endangered freshwater mollusks of northwestern North America. *Bulletin of the American Malacological Union* 1: 18–19.
- Contreras-Balderas, S., G. Ruiz-Campos, J. J. Schmitter-Soto, E. Díaz-Pardo, T. Contreras-McBeath, M. Medina-Soto, L. Zambrano-González, A. Varela-Romero, R. Mendoza-Alfaro, C. Ramírez-Martínez, M. A. Leija-Tristán, P. Almada-Villela, D. A. Hendrickson, and J. Lyons. 2008. Freshwater fishes and water status in México: a country-wide appraisal. *Aquatic Ecosystem Health & Management* 11:246–256.
- Correa, A. C., J. S. Escobar, P. Durand, F. Renaud, P. David, P. Jarne, J. P. Pointier, and S. Hurtrez-Boussès. 2010. Bridging gaps in the molecular phylogeny of the Lymnaeidae (Gastropoda: Pulmonata), vectors of *Fascioliasis*. *BMC Evolutionary Biology* 10:381. Available: <http://www.biomedcentral.com/1471-2148/10/381>. (April 2011).
- Covich, A. P., M. A. Palmer, and T. A. Crowl. 1999. The role of benthic invertebrate species in freshwater ecosystems. *BioScience* 49:119–127.
- Crummett, L. T., and M. L. Wayne. 2009. Comparing fecundity in parthenogenic versus sexual populations of the freshwater snail *Campeloma limum*: is there a two-fold cost of sex? *Invertebrate Biology* 128:1–8.
- Davis, C. C. 1961. A study of the hatching process in aquatic invertebrates. I. The hatching process in *Ammicola limosa* (Gastropoda: Prosobranchia). *Transactions of the American Microscopical Society* 80:227–234.
- Deacon, J. E., G. Kobetich, J. D. Williams, and S. Contreras. 1979. Fishes of North America endangered, threatened, or of special concern. *Fisheries* 4:29–44.
- DeVries, D. R. 2005. Evaluating changes in the *Tulotoma magnifica* populations in the Coosa River and its tributaries during 1992 through 2004. Final Report to U.S. Fish and Wildlife Service, Jackson, Mississippi.
- DeWitt, R. M. 1954. Reproductive capacity in a pulmonate snail (*Physa gyrina* Say). *The American Naturalist* 88:159–164.
- Dillon, R. T. 2011. Robust shell phenotype is a local response to stream size in the genus *Pleurocera* (Rafineque, 1818). *Malacologia* 53:265–277.
- Dillon, R. T., and J. D. Robinson. 2009. The snails the dinosaurs saw: are the pleurocerid populations of the older Appalachians a relict of the Paleozoic? *Journal of the North American Benthological Society* 28:1–11.
- Dillon, R. T., J. D. Robinson, and A. R. Wethington. 2007. Empirical estimates of reproductive isolation between the freshwater pulmonates *Physa acuta*, *P. pomilia*, and *P. hendersoni*. *Malacologia* 49:283–292.
- Dillon, R. T., A. R. Wethington, and C. E. Lydeard. 2011. The evolution of reproductive isolation in a simultaneous hermaphrodite, the freshwater snail *Physa*. *BMC Evolutionary Biology* 11:144. Available: <http://www.biomedcentral.com/1471-2148/11/144>. (May 2011).
- Dinger, E. C., A. E. Cohen, D. A. Hendrickson, and J. C. Marks. 2005. Aquatic invertebrates of Cuatro Ciénegas, Coahuila, México: natives and exotics. *Southwestern Naturalist* 50:237–246.
- Downing, J. A., P. Van Meter, and D. A. Woolnough. 2010. Suspects and evidence: a review of the causes of extirpation and decline of freshwater mussels. *Animal Biodiversity and Conservation* 33:151–185.
- Dundee, D. S. 1957. Aspects of the biology of *Pomatiopsis lapidaria*. Museum of Zoology, University of Michigan, Ann Arbor, Michigan, Occasional Paper 100: 1–37.
- Ehrlich, P. R., and R. M. Pringle. 2008. Where does biodiversity go from here? A grim business-as-usual forecast and a hopeful portfolio of partial solutions. *Proceedings National Academy of Sciences* 105(Suppl.1):11579–11586.
- Estoy, G. F., Jr., Y. Yusa, T. Wada, H. Sakurai, and K. Tsuchida. 2002. Effects of food availability and age on the reproductive effort of the apple snail, *Pomacea canaliculata* (Lamarck) (Gastropoda:

- Ampullariidae). *Japanese Journal of Applied Entomology and Zoology* 37:543–550.
- Etnier, D. A., and W. C. Starnes. 1994. *The fishes of Tennessee*. The University of Tennessee Press, Knoxville.
- Ford, D. K., and D. Moll. 2004. Sexual and seasonal variation in foraging patterns in the stinkpot, *Sternotherus odoratus*, in southwestern Missouri. *Journal of Herpetology* 38(2):296–301.
- Freshwater Mollusk Conservation Society (FMCS). 2013. Freshwater gastropod home page. Available: http://molluskconservation.org/Snails_Ftpage.html. (May 2013).
- Grabarkiewicz, J., and W. Davis. 2008. An introduction to freshwater mussels as biological indicators. U.S. Environmental Protection Agency, Office of Environmental Information, EPA-260-R-08-015, Washington, D.C.
- Graf, D. L. 2001. The cleansing of the Augean stables, or a lexicon of the nominal species of the Pleuroceridae (Gastropoda: Prosobranchia) of Recent North America, North of Mexico. *Walkerana* 12:1–124.
- Haag, W. R., and M. L. Warren, Jr. 2006. Seasonal feeding specialization on snails by river darters (*Percina shumardi*) with a review of snail feeding by other darter species. *Copeia* 2006:604–612.
- Harrold, M. N., and R. P. Guralnick. 2008. A field guide to the freshwater mollusks of Colorado. Colorado Division of Wildlife, Denver, Colorado.
- Hawkins, C. P., and J. K. Furnish. 1987. Are snails important competitors in stream ecosystems? *Oikos* 49:209–220.
- Hayes, D. M., R. L. Minton, and K. M. Perez. 2007. *Elimia comalensis* (Gastropoda: Pleuroceridae) from the Edwards Plateau, Texas: unrecognized endemics or native exotic. *American Midland Naturalist* 158:97–112.
- Heinz Center Report. 2002. *The state of the Nation's ecosystems: measuring the lands, waters, and living resources of the United States*. Cambridge University Press, Cambridge, UK.
- Hershler, R. 2001. Systematics of the North and Central American aquatic snail genus *Tryonia* (Rissooidea: Hydrobiidae). *Smithsonian Contributions to Zoology* 612. Smithsonian Institution Press, Washington, D.C.
- Hershler, R., and H. P. Liu. 2008. Phylogenetic relationships of assimi-neid gastropods of the Death Valley–lower Colorado River region: relicts of a late Neogene marine incursion? *Journal of Biogeography* 35:1816–1825.
- . 2012. A new species of springsnail (*Pyrgulopsis*) from the Owyhee River basin, Nevada. *Western North American Naturalist* 72(1):21–31.
- Hershler, R., H. P. Liu, T. J. Frest, and E. J. Johannes. 2007a. Extensive diversification of pebblesnails (Lithoglyphidae: *Flumnicola*) in the upper Sacramento River basin, northwestern USA. *Zoological Journal of the Linnean Society* 149:371–422.
- Hershler, R., H. P. Liu, and B. K. Lang. 2007b. Genetic and morphological variation of the Pecos assiminea, an endangered mollusk of the Rio Grande region, United States and Mexico (Caenogastropoda: Rissooidea: Assimineidae). *Hydrobiologia* 579:317–335.
- Hershler, R., M. Mulvey, and H. P. Liu. 2005. Genetic variation in the desert springsnail (*Tryonia porrecta*): implications for reproductive mode and dispersal. *Molecular Ecology* 14:1755–1765.
- Hershler, R., J. M. Pierson, and R. S. Krotzer. 1990. Rediscovery of *Tulotoma magnifica* (Conrad) (Gastropoda: Viviparidae). *Proceedings of the Biological Society of Washington* 103:815–824.
- Hershler, R., and W. Ponder. 1998. A review of morphological characters of hydrobioid snails. *Smithsonian Contributions to Zoology* 600. Smithsonian Institution Press, Washington, D.C.
- Holznagel, W. E., and C. E. Lydeard. 2000. A molecular phylogeny of North American Pleuroceridae (Gastropoda: Cerithioidea) based on mitochondrial 16S rDNA sequences. *Journal of Molluscan Studies* 66:233–257.
- Hubendick, B. 1978. *Systematics and comparative morphology of the Basommatophora*. Academic Press, London, UK.
- Huryn, A. E., A. C. Benke, and G. M. Ward. 1995. Direct and indirect effect of geology on the distribution, biomass, and production of the freshwater snail *Elimia*. *Journal of the North American Benthological Society* 14:519–534.
- IUCN. (International Union for Conservation of Nature). 2001. Red List categories and criteria version 3.1. Available: <http://www.iucnredlist.org/technical-documents/categories-and-criteria/2001-categories-criteria>. (May 2012).
- . 2012. The IUCN Red List of threatened species. Version 2012.2. Available: <http://www.iucnredlist.org>. (November 2012).
- Jelks, H. H., S. J. Walsh, N. M. Burkhead, S. Contreras-Balderas, E. Diaz-Pardo, D. A. Hendrickson, J. Lyons, N. E. Mandrak, F. McCormick, J. S. Nelson, S. P. Platania, B. A. Porter, C. B. Renaud, J. J. Schmitter-Soto, E. B. Taylor, and M. L. Warren. 2008. Conservation status of imperiled North American freshwater and diadromous fishes. *Fisheries* 33:372–407.
- Jenkins, R. E. 1994. Harelip sucker: *Moxostoma lacerum* (Jordan and Brayton). Pages 519–523 in R. E. Jenkins and N. M. Burkhead, editors. *The freshwater fauna of Virginia*. American Fisheries Society, Bethesda, Maryland.
- Jenkins, R. E., and N. M. Burkhead. 1994. *The freshwater fishes of Virginia*. The American Fisheries Society, Bethesda, Maryland.
- Johnson, P. D., and K. M. Brown. 1997. The role of current and light in explaining the habitat distribution of the lotic snail *Elimia semicarinata* (Say). *Journal of the North American Benthological Society* 16:545–561.
- Johnson, P. D., A. E. Bogan, K. M. Brown, N. M. Burkhead, J. R. Cordeiro, J. T. Garner, P. D. Hartfield, D. A. W. Lepitzki, G. L. Mackie, E. Pip, T. A. Tarpley, J. S. Tiemann, N. V. Whelan, and E. E. Strong. 2013. American Fisheries Society List of Freshwater Gastropods from Canada and the United States. Available: http://fl.biology.usgs.gov/afs_snail/index.html. (June 2013).
- Johnson, S. C. 1992. Spontaneous and hybrid origins of parthenogenesis in *Campeloma decisum* (freshwater prosobranch snail). *Hereditas* 68:253–261.
- Katoh, M., and D. W. Foltz. 1994. Genetic subdivision and morphological variation in a freshwater snail species complex formerly referred to as *Viviparus georgianus* (Lea 1834). *Biological Journal of the Linnean Society* 53:73–95.
- Kesler, D. H. 1981. Periphyton grazing by *Ammicola limosa*: an enclosure–exclosure experiment. *Journal of Freshwater Ecology* 1:51–59.
- Kurata, K., and E. Kikuchi. 1999. Comparisons of life-history traits and sexual dimorphism between *Assiminea japonica* and *Angust-assiminea castanea* (Gastropoda: Assimineidae). *Journal of Molluscan Studies* 66:177–196.
- Lee, J. S., and J. D. Ackerman. 2001. COSEWIC status report on the Rocky Mountain capshell *Acroloxus coloradensis* in Canada. In COSEWIC assessment and status report on the Rocky Mountain capshell *Acroloxus coloradensis* in Canada. Committee on the Status of Endangered Wildlife in Canada, Ottawa, Ontario.
- Lepitzki, D. A. W. 2013. Recovery of the Banff Springs Physa. United States Geological Service. American Fisheries Society. Available: http://fl.biology.usgs.gov/afs_snail/banff_springs_physa.html. (June 2013).
- Lydeard, C. E., R. H. Cowie, W. F. Ponder, A. E. Bogan, P. Bouchet, S. A. Clark, K. S. Cummings, T. J. Frest, O. Gargominy, D. G. Herbert, R. Hershler, K. E. Perez, B. Roth, M. Seddon, E. E. Strong, and F. G. Thompson. 2004. The global decline of nonmarine mollusks. *BioScience* 54:321–330.

- Lysne, S. J., and P. Koetsier. 2006. The life history of the Utah (Desert) Valvata, *Valvata utahensis*, in the Snake River, Idaho. *Journal of Freshwater Ecology* 21:285–291.
- Lysne, S. J., K. E. Perez, K. M. Brown, R. L. Minton, and J. D. Sides. 2008. A review of freshwater gastropod conservation: challenges and opportunities. *Journal of the North American Benthological Society* 27:463–470.
- Master, L. L., D. Faber-Langendoen, R. Bittman, G. A. Hammerson, B. Heidel, J. Nichols, L. Ramsay, and A. Tomaino. 2009. NatureServe conservation status assessments: factors for assessing extinction risk. NatureServe, Arlington, Virginia.
- Master, L. L., B. A. Stein, L. S. Kutner, and G. A. Hammererson. 2000. Vanishing assets: Conservation status of U.S. species. Pages 93–118 in B. A. Stein, L. S. Kutner, and J. S. Adams, editors. *Precious heritage, the status of biodiversity in the United States*. Oxford University Press, New York.
- Mettee, M. F., P. E. O’Neil, and J. M. Pierson. 1996. *Fishes of Alabama and the Mobile River basin*. Oxmoor House, Birmingham, Alabama.
- Miller, R. R., J. D. Williams, and J. E. Williams. 1989. Extinctions of North American fishes during the past century. *Fisheries* 14:22–30, 32–38.
- Minton, R. L., and C. Lydeard. 2003. Phylogeny, taxonomy, genetics and global heritage ranks of an imperiled, freshwater genus *Lithasia* (Pleuroceridae). *Molecular Ecology* 12:75–87.
- Minton, R. L., A. P. Norwood, and D. M. Hayes. 2008. Quantifying phenotypic gradients in freshwater snails: a case study in *Lithasia* (Gastropoda: Pleuroceridae). *Hydrobiologia* 605:173–182.
- Mladenka, G. C., and G. W. Minshall. 2001. Variation in the life history and abundance of three populations of Bruneau hot springsnails (*Pyrgulopsis bruneauensis*). *Western North American Naturalist* 61:204–212.
- Musick, J. A., M. M. Harbin, S. A. Berkeley, G. H. Burgess, A. M. Eklund, L. Findley, R. G. Gilmore, J. T. Golden, D. S. Ha, G. R. Huntsman, J. C. McGovern, S. J. Parker, S. G. Poss, E. Sala, T. W. Schmidt, G. R. Sedberry, H. Weeks, and S. G. Wright. 2000. Marine, estuarine, and diadromous fish stocks at risk of extinction in North America (exclusive of Pacific salmonids). *Fisheries* 25:6–30.
- NatureServe. 2013. A network connecting science with conservation. Available: <http://www.natureserve.org/>. (May 2012).
- Neely, D. A., A. E. Hunter, and R. L. Mayden. 2003. Threatened fishes of the world: *Etheostoma sellare* (Radcliffe and Welsh) 1913 (Percidae). *Environmental Biology of Fishes* 67:340.
- Neves, R. J., A. E. Bogan, J. D. Williams, S. A. Ahlstedt, and P. D. Hartfield. 1997. Status of aquatic mollusks in the southeastern United States: a downward spiral of diversity. Pages 43–85 in G. W. Benz and D. E. Collins, editors. *Aquatic fauna in peril: the southeastern perspective*. Southeast Aquatic Research Institute, Special Publication 1, Chattanooga, Tennessee.
- Neves, R. J., and M. C. Odum. 1989. Muskrat predation on endangered freshwater mussels in Virginia. *Journal of Wildlife Management* 53:934–941.
- Noss, R. F. 2000. High-risk ecosystems as foci for considering biodiversity and ecological integrity in ecological risk assessments. *Environmental Science and Policy* 3:321–332.
- Ó Foighil, D., J. Li, T. Lee, P. Johnson, R. Evans, and J. Burch. 2011. Conservation genetics of a critically endangered limpet genus and the rediscovery of an extinct species. *PLoS ONE* 6(5):e20496.
- O’Neil, P. E., and T. E. Shepard. 2000. Water-quality assessment of the lower Cahaba River watershed, Alabama. Geological Survey of Alabama, Bulletin 167. Tuscaloosa, Alabama.
- Pereira, H. M., P. W. Leadley, V. Proença, R. Alkemade, J. P. W. Scharlemann, J. F. Fernandez-Manjarrés, M. B. Araújo, P. Balvanera, R. Biggs, W. W. L. Cheung, L. Chini, H. D. Cooper, E. L. Gilman, S. Guénette, G. C. Hurr, H. P. Huntington, G. M. Mace, T. Oberdorff, C. Revenga, P. Rodrigues, R. J. Scholes, U. R. Sumaila, and M. Walpole. 2010a. Scenarios for global biodiversity in the 21st century. *Science* 330:1496–1501.
- . 2010b. Supporting online material for scenarios for global biodiversity in the 21st century. Available: www.sciencemag.org/cgi/content/full/science.1196624/DCI. (March 2012).
- Pimm, S., P. Raven, A. Peterson, C. H. Şekercioğlu, and P. R. Ehrlich. 2006. Human impacts on the rates of recent, present, and future bird extinctions. *Proceedings of the National Academy Sciences* 103:10941–10946.
- Pimm, S., G. J. Russell, J. L. Gittleman, and T. M. Brooks. 1995. The future of biodiversity. *Science* 269:347–350.
- Pip, E. 2004. A new species of *Physella* (Gastropoda: Physidae) endemic to Lake Winnipeg, Canada. *Visaya* 2004:42–48.
- Pip, E., and J. P. C. Franck. 2008. Molecular phylogenetics of central Canadian Physidae (Pulmonata: Basommatophora). *Canadian Journal of Zoology* 86:10–16.
- Pip, E., and J. M. Stewart. 1976. The dynamics of two aquatic plant–snail associations. *Canadian Journal of Zoology* 54:192–1205.
- Resh, V. H., J. R. Barnes, B. Benis-Steger, and D. A. Craig. 1992. Life history features of some macroinvertebrates in a French Polynesian stream. *Studies of Neotropical Fauna and Environment* 27:145–153.
- Ricciardi, A., and J. B. Rasmussen. 1999. Extinction rates of North American freshwater fauna. *Conservation Biology* 13:1220–1222.
- Richardson, T. D., and K. M. Brown. 1989. Secondary production of two subtropical snails (Prosobranchia: Viviparidae). *Journal of the North American Benthological Society* 8:229–236.
- Rockström, J., W. Steffen, K. Noone, Å. Persson, F. S. Chapin, III, E. Lambin, T. M. Lenton, M. Scheffer, C. Folke, H. J. Schellnhuber, B. Nykvist, C. A. de Wit, T. Hughes, S. van der Leeuw, H. Rodhe, S. Sörlin, P. K. Snyder, R. Costanza, U. Svedin, M. Falkenmark, L. Karlberg, R. W. Corell, V. J. Fabry, J. Hansen, B. Walker, D. Liverman, K. Richardson, P. Crutzen, and J. Foley. 2009. Planetary boundaries: exploring the safe operating space for humanity. *Ecology and Society* 14:32. Available: <http://www.ecologyandsociety.org/vol14/iss2/art32/>. (June 2010).
- Sada, D. W. 2001. Demography and habitat use of the Badwater snail (*Assimineia infima*) with observations on its conservation status, Death Valley National Park, California, U.S.A. *Hydrobiologia* 466:255–265.
- Secretary of the Environment and Natural Resources of Mexico (Secretaría del Medio Ambiente y Recursos Naturales, SEMARNAT). 2010. Norma Oficial Mexicana NOM-059-ECOL-2010, Protección ambiental-Especies nativas de México de flora y fauna silvestres-Categorías de riesgo y especificaciones para su inclusión, exclusión o cambio-Lista de especies en riesgo. Diario Oficial, Tomo DCLXXXVII No. 23. Mexico City, Mexico.
- Servos, M. R., J. B. Rooke, and G. L. Mackie. 1985. Reproduction of selected Mollusca in some low alkalinity lakes in south-central Ontario. *Canadian Journal of Zoology* 63:511–515.
- Sharfstein, B., and A. Steinman. 2001. Growth and survival of the Florida apple snail (*Pomacea paludosa*) fed three naturally occurring macrophyte assemblages. *Journal of the North American Benthological Society* 20:84–95.
- Shepard, T. E., P. E. O’Neil, S. W. McGregor, and S. C. Harris. 1994. Water-quality and biomonitoring studies in the upper Cahaba River drainage of Alabama. Geological Survey of Alabama, Bulletin 160. Tuscaloosa, Alabama.
- Stanley, S. M. 1985. Rates of evolution. *Paleobiology* 11:13–26.
- Strayer, D. E., and D. Dudgeon. 2010. Freshwater biodiversity conservation: recent progress and future challenges. *Journal of the North*

- American Benthological Society 29:344–358.
- Strong, E. E. 2005. A morphological reanalysis of *Pleurocera acuta* Rafinesque, 1831, and *Elimia livescens* (Menke, 1830) (Gastropoda: Cerithioidea: Pleuroceridae). *The Nautilus* 119:119–132.
- Strong, E. E., and T. E. Frest. 2007. On the anatomy and systematics of *Juga* from western North America (Gastropoda: Cerithioidea: Pleuroceridae). *The Nautilus* 121:43–65.
- Strong, E. E., O. Gargominy, W. F. Ponder, and P. Bouchet. 2008. Global diversity of gastropods (Gastropoda; Mollusca) in freshwater. *Hydrobiologia* 595:149–166.
- Strong, E. E., and F. Köhler. 2009. Morphological and molecular analysis of '*Melania jacqueti*' Dautzenberg and Fischer, 1906: from anonymous orphan to critical basal offshoot of the Semisulcospiridae (Gastropoda: Cerithioidea). *Zoologica Scripta* 38:483–502.
- Taylor, C. A., G. A. Schuster, J. E. Cooper, R. J. DiStefano, A. G. Eversole, P. Hamr, H. H. Hobbs, III, H. W. Robinson, C. E. Skelton, and R. F. Thomas. 2007. A reassessment of the conservation status crayfishes of the United States and Canada after 10+ years of increased awareness. *Fisheries* 32:372–389.
- Taylor, C. A., M. L. Warren, Jr., J. F. Patrick, Jr., H. H. Hobbs, II, R. F. Jezerinac, W. L. Pflieger, and H. W. Robison. 1996. Conservation status of crayfishes of the United States and Canada. *Fisheries* 21(4):25–38.
- Taylor, D. W. 1987. Freshwater mollusks from New Mexico and vicinity. *New Mexico Bureau of Mines and Mineral Resources Bulletin* 116:1–50.
- . 2003. Introduction to Physidae (Gastropoda: Hygrophila); biogeography, classification, morphology. *Revista de Biología Tropical* 51(Suppl.1):1–287.
- Turgeon, D. D., J. F. Quinn, Jr., A. E. Bogan, E. V. Coan, F. G. Hochberg, W. G. Lyons, P. M. Mikkelsen, R. J. Neves, C. F. E. Roper, G. Rosenburg, B. Roth, A. Scheltema, F. G. Thompson, M. Vecchione, and J. D. Williams. 1998. Common and scientific names of aquatic invertebrates from the United States and Canada: mollusks, 2nd edition. American Fisheries Society, Special Publication 26. American Fisheries Society, Bethesda, Maryland.
- USFWS (U.S. Fish and Wildlife Service). 2000. Recovery plan for Mobile River basin aquatic ecosystem. U.S. Fish and Wildlife Service, Southeast Region, Atlanta, Georgia.
- . 2010. Proposed reclassification of the tulotoma snail from endangered to threatened. *Federal Register* 75(119):35424–35431. June 22, 2010.
- van der Schalie, H. 1959. Transect distribution of eggs of *Pomatiopsis lapidaria* Say, an amphibious prosobranch snail. *Transactions of the American Microscopical Society* 78:409–420.
- van der Schalie, H., and D. S. Dundee. 1956. The morphology of *Pomatiopsis cincinnatiensis* (Lea), an amphibious prosobranch snail. *Museum of Zoology, University of Michigan, Ann Arbor, Michigan, Occasional Paper* 579.
- Vaughn, C. E. 2010. Biodiversity losses and ecosystem function in freshwaters: emerging conclusions and research directions. *BioScience* 60:25–35.
- Vitousek, P. M., H. A. Mooney, J. Lubchenco, and J. M. Melillo. 1997. Human domination of Earth's ecosystems. *Science* 277:494–499.
- Vogt, R. C. 1981. Food partitioning in three sympatric species of map turtle, genus *Graptemys* (Testudinata, Emydidae). *American Midland Naturalist* 105:102–111.
- Walther, A. C., J. B. Burch, and D. Ó. Foighil. 2010. Molecular phylogenetic revision of the freshwater limpet genus *Ferrissia* (Planorbidae: Ancyliidae) in North America yields two species: *Ferrissia (Ferrissia) rivularis* and *Ferrissia (Kincaidilla) fragilis*. *Malacologia* 53:25–45.
- Walther, A. C., T. Lee, J. B. Burch, and D. Ó. Foighil. 2006. E pluribus unum: a phylogenetic and phylogeographic reassessment of *Laevapex* (Pulmonata: Ancyliidae), a North American genus of freshwater limpets. *Molecular Phylogenetics and Evolution* 40:501–516.
- Wethington, A. R., and C. Lydeard. 2007. A molecular phylogeny of Physidae (Gastropoda: Basommatophora) based on mitochondrial DNA sequences. *Journal of Molluscan Studies* 73:241–257.
- Wethington, A. R., J. Wise, and R. T. Dillon. 2009. Genetic and morphological characterization of the Physidae of South Carolina (Gastropoda: Pulmonata: Basommatophora), with description of a new species. *The Nautilus* 123(4):282–292.
- Whelan, N. V., P. D. Johnson, and P. M. Harris. 2012a. Presence or absence of carinae in closely related populations of *Leptoxis ampla* (Anthony, 1855) (Gastropoda: Cerithioidea: Pleuroceridae) is not the result of ecophenotypic plasticity. *Journal of Molluscan Studies* 78:231–233.
- . 2012b. Rediscovery of the *Leptoxis compacta* (Anthony, 1854) (Gastropoda: Cerithioidea: Pleuroceridae). *PLoS ONE* 7(8):e42499.
- Wilke, T., G. M. Davis, A. Falniowski, F. Giusti, M. Bodon, and M. Szarowska. 2001. Molecular systematics of Hydrobiidae (Mollusca: Gastropoda: Rissooidea): testing monophyly and phylogenetic relationships. *Proceedings of the Academy of Natural Sciences, Philadelphia* 151:1–21.
- Williams, J. D., M. L. Warren, Jr., K. S. Cummings, J. L. Harris, and R. J. Neves. 1993. Conservation status of freshwater mussels of the United States and Canada. *Fisheries* 18:6–22.
- Williams, J. E., J. E. Johnson, D. A. Hendrickson, S. Contreras-Balderas, J. D. Williams, M. Navarro-Mendoza, D. E. McAllister, and J. E. Deacon. 1989. Fishes of North America endangered, threatened, or of special concern: 1989. *Fisheries* 14:2–20.

From the Archives

The art of practical trout culture has, however, a very brief history. It is true that fish culture has been practiced, from time immemorial, by the southern Asiatics; that it was common among the Romans before the Christian era; that fish eggs were artificially impregnated and hatched by a monk in the middle ages. It is also true that a German army officer hatched salmon and trout about the middle of the eighteenth century, that experiments of a similar character were made in Great Britain and Norway and the United States, and that the French organized and kept in operation a large government fish-breeding establishment, till their late disastrous war with the Germans; but it was not--and I say it with pride--it was not till the persevering and far-seeing efforts of Stephen H. Ainsworth, and the wonderful genius of Seth Green, had been directed to the subject, that trout culture passed from the stage of experiment to that of a popular and practical branch of industry.

Livingston Stone (1872): Trout Culture, Transactions of the American Fisheries Society, 1:1, 46–56.

APPENDIX. The 2012 AFS list of freshwater gastropods from Canada and the United States. Column headings are taxon (binomen) and species author(s), AFS common names [uncertain classification is denoted within brackets], AFS status and NatureServe G-ranks, and inferred distribution (alphabetic listing of states and provinces in which species are believed to occur); bold family names are followed by number of genera and species (or monotypic). Status abbreviations are provided in the text.

Taxon	AFS common name	AFS status	G-rank	Inferred distribution
Family Acroloxidae	1 Genus, 1 species			
<i>Acroloxus coloradensis</i> (Henderson, 1930)	Rocky Mountain Capshell	V	G3	CO, MT; Canada: AB, BC, ON, QC
Family Lymnaeidae	9 Genera, 61 species			
<i>Acella haldemani</i> (Binney, 1867)	Spindle Lymnaea	V	G3	IL, MI, MN, NY, OH, VT, WI; Canada: ON, QC
<i>Bulimnaea megasoma</i> (Say, 1824)	Mammoth Lymnaea	CS	G4G5	IA, MI, MN, NY, OH, VT, WI; Canada: MB, ON, QC
<i>Erinna aulacospira</i> (Ancey, 1899)	Hawaiian Bugle	Xp	GH	HI
<i>Erinna newcombi</i> Adams and Adams, 1855	Newcomb's Bugle	E	G1	HI
<i>Fisherola nuttalli</i> (Haldeman, 1841)	Shortface Lanx	T	G2	ID, MT, OR, UT, WA, WY; Canada: BC
<i>Galba alberta</i> Baker, 1919	Alberta Fossaria	E	G1Q	Canada: AB
<i>Galba bulimoides</i> (Lea, 1841)	Prairie Fossaria	CS	G5	AR, CA, CO, ID, KS, MN, MO, MT, NE, OR, SD, TX, UT, WA; Canada: AB, BC, MB, SK
<i>Galba cockerelli</i> Pilsbry and Ferriss, 1906	[uncertain classification]	V	G3G4Q	AZ, ID, NE, NM, SD, TX, WA; Canada: AB, BC
<i>Galba cubensis</i> (Pfeiffer, 1839)	Carib Fossaria	CS	G5	AL, CA, FL, GA, LA, MS, NC, NM, SC, TX
<i>Galba cyclostoma</i> (Walker, 1808)	Bugle Fossaria	Xp	GH	MI, NY
<i>Galba dalli</i> (Baker, 1907)	Dusky Fossaria	CS	G5	AZ, IL, IN, KS, MI, MN, MO, MT, ND, NE, NY, OH, PA, SD, TX, VA, WI, WV, WY; Canada: AB, BC, MB, ON, SK
<i>Galba exigua</i> (Lea, 1841)	Graceful Fossaria	CS	G5Q	AL, CT, IA, ID, IL, IN, KY, MA, ME, MI, MN, MO, NY, OH, OR, PA, TN, VA, WA, WI, WV; Canada: MB, ON, QC
<i>Galba galbana</i> (Say, 1825)	Boreal Fossaria	CS	G5	CT, ME, MI; Canada: , AB, BC, MB, NT, NU, ON, QC, SK
<i>Galba humilis</i> (Say, 1822)	Marsh Fossaria	CS	G5	KY, MD, ME, MO, NC, NJ, NY, OH, PA, SC, VA; Canada: ON, QC, PE
<i>Galba modicella</i> (Say, 1825)	Rock Fossaria	CS	G5	AK, AL, AZ, CA, CT, FL, IA, ID, IL, IN, LA, MA, MD, ME, MI, MN, MO, MS, MT, ND, NE, NH, NM, NV, NY, OH, OK, OR, PA, RI, SD, TN, TX, UT, VT, WA, WI, WV, WY; Canada: AB, BC, MB, NB, NS, NT, NU, ON, PE, QC, SK, YT
<i>Galba obrussa</i> (Say, 1825)	Golden Fossaria	CS	G5	AK, AL, AR, AZ, CA, CO, CT, DE, FL, GA, IA, ID, IL, IN, KS, KY, LA, MA, MD, ME, MI, MN, MO, MS, MT, NC, ND, NE, NH, NJ, NM, NV, NY, OH, OK, OR, PA, RI, SC, SD, TN, TX, UT, VA, VT, WA, WI, WV, WY; Canada: AB, MB, NF, NS, NT, SK
<i>Galba parva</i> (Lea, 1841)	Pygmy Fossaria	CS	G5	AZ, CO, CT, IA, ID, IL, IN, KS, KY, LA, MA, MD, ME, MI, MN, MO, MT, ND, NE, NM, NV, NY, OH, OK, PA, SD, TN, TX, UT, VA, WI, WY; Canada: AB, BC, MB, NT, NU, ON, QC, SK
<i>Galba peninsulæ</i> (Walker, 1908)	[uncertain classification]	CS	G5Q	ME, MI, WI
<i>Galba perplexa</i> Baker and Henderson, 1929	[uncertain classification]	E	G1G2Q	CA, WA
<i>Galba perpolita</i> (Dall, 1905)	Glossy Fossaria	Xp	GH	AK
<i>Galba rustica</i> (Lea, 1841)	Rusty Fossaria	CS	G5Q	CO, CT, IL, IN, KS, MA, ME, MI, MO, NE, NM, NY, PA, UT, VT, WV; Canada: AB, MB, NS, NT, NU, ON, SK
<i>Galba sonomaensis</i> Hemphill, 1906	Sonoma Fossaria	T	G2Q	CA
<i>Galba tazewelliana</i> (Wolf, 1870)	Tazwell Fossaria	Xp	GH	IA, IL
<i>Galba techella</i> Haldeman, 1867	[uncertain classification]	V	G3G4Q	AR, AZ, CA, KS, LA, MO, NE, NM, NV, OK, TX, UT; Canada: AB, BC
<i>Galba truncatula</i> (Muller, 1774)	Attenuate Fossaria	CS	G5	AK; Canada: BC, YT
<i>Galba vancouverensis</i> Baker, 1939	[uncertain classification]	Xp	GHQ	WA; Canada: BC
<i>Lanx alta</i> (Tryon, 1865)	Highcap Lanx	T	G2	CA, OR
<i>Lanx klamathensis</i> Hannibal, 1912	Scale Lanx	E	G1	CA, OR
<i>Lanx patelloides</i> (Lea, 1856)	Kneecap Lanx	E	G1	CA
<i>Lanx subrotunda</i> (Tryon, 1865)	Rotund Lanx	T	G2	OR
<i>Lanx sp</i>	Banbury Springs Limpet	E	G1	ID
<i>Lymnaea atkaensis</i> Dall, 1884	Frigid Lymnaea	CS	G4G5	AK; Canada: BC, NT, YT
<i>Lymnaea producta</i> (Mighels, 1845)	[uncertain classification]	V	G3	HI
<i>Lymnaea rubella</i> Lea, 1841	Aloha Lymnea	Xp	GH	HI
<i>Pseudosuccinea columella</i> (Say, 1817)	Mimic Lymnaea	CS	G5	AL, AR, AZ, CA, CT, FL, GA, HI, IA, ID, IL, IN, KS, KY, LA, MA, MD, ME, MI, MN, MO, MS, NC, NH, NJ, NM, NY, OH, OK, OR, PA, RI, SC, TN, TX, VA, VT, WA, WI, WV, WY; Canada: AB, BC, MB, NB, NS, ON, QC
<i>Stagnicola apicina</i> (Lea, 1838)	Abbreviate Pondsnaail	CS	G5	ID, MI, MN, MT, ND, OR, SD, WA, WI, WY; Canada: BC, ON
<i>Stagnicola arctica</i> (Lea, 1864)	Arctic Pondsnaail	CS	G5	AK; Canada: AB, BC, LB, MB, NF, NT, NU, ON, QC, SK, YT
<i>Stagnicola bonnevillensis</i> (Call, 1884)	Fat-Whorled Pondsnaail	E	G1	UT, WY
<i>Stagnicola caperata</i> (Say, 1829)	Wrinkled Marshsnaail	CS	G5	AK, AL, CA, CO, IA, ID, IL, IN, MA, MD, ME, MN, MO, MT, ND, NE, NM, NV, NY, OH, OR, PA, SD, TX, UT, WA, WI, WV, WY; Canada: AB, BC, MB, ON, SK, YT

Taxon	AFS common name	AFS status	G-rank	Inferred distribution
<i>Stagnicola catascopium</i> (Say, 1817)	Woodland Pondsnaill	CS	G5	CT, IA, IL, IN, MA, MD, ME, MI, MN, MT, ND, NH, NJ, NY, OH, OR, PA, RI, SD, VT, WA, WI, WY; Canada: AB, BC, MB, NB, NT, NS, ON, PE, QC, SK
<i>Stagnicola contracta</i> (Currier, 1881)	Deepwater Pondsnaill	E	G1	MI
<i>Stagnicola elodes</i> (Say, 1821)	Marsh Pondsnaill	CS	G5	AK, CA, CO, CT, IA, ID, IL, IN, KY, KS, MA, ME, MI, MN, MO, MT, NE, ND, NH, NJ, NM, NY, OH, OR, PA, RI, SD, UT, VT, WA, WI, WY; Canada: AB, BC, LB, MB, NB, NF, NS, NT, NU, ON, PE, QC, SK, YT
<i>Stagnicola elrodi</i> (Baker and Henderson, 1933)	Flathead Pondsnaill	E	G1Q	MT
<i>Stagnicola elrodiana</i> Baker, 1935	Longmouth Pondsnaill	E	G1Q	MT
<i>Stagnicola emarginata</i> (Say, 1821)	St Lawrence Pondsnaill	CS	G5	IA, ME, MI, MN, NH, NY, NT, OH, PA, VT, WI; Canada: NB, ON, QC
<i>Stagnicola exilis</i> (Lea, 1834)	Flat-Whorled Pondsnaill	CS	G5	IA, IL, IN, KS, MI, MN, OH, WI; Canada: AB, MB, ON, QC, SK
<i>Stagnicola gabbi</i> (Tryon, 1865)	Striate Pondsnaill	E	G1	CA
<i>Stagnicola hinkleyi</i> (Baker, 1906)	Rustic Pondsnaill	T	G2	ID
<i>Stagnicola idahoensis</i> (Henderson, 1931)	Shortspire Pondsnaill	E	G1	ID
<i>Stagnicola kennicotti</i> Baker, 1933	Western Arctic Pondsnaill	T	G2	Canada: NT, NU
<i>Stagnicola mighelsi</i> (Binney, 1865)	Bigmouth Pondsnaill	E	G1G2	ME
<i>Stagnicola montanensis</i> (Baker, 1913)	Mountain Marshsnaill	V	G3	ID, MT, NV, UT, WY; Canada: AB, BC
<i>Stagnicola neopalustris</i> (Baker, 1911)	Piedmont Pondsnaill	Xp	GH	VA
<i>Stagnicola oronoensis</i> (Baker, 1904)	Obese Pondsnaill	T	G2G3	ME; Canada: ON
<i>Stagnicola petoskeyensis</i> (Walker, 1908)	Petosky Pondsnaill	Xp	GH	MI
<i>Stagnicola pilsbryi</i> (Hemphill, 1890)	Fish Springs Marshsnaill	X	GX	UT
<i>Stagnicola traski</i> (Tryon, 1863)	Widelip Pondsnaill	V	G3	CA, ID, MT, OR, UT, WA, WY; Canada: AB, BC
<i>Stagnicola utahensis</i> (Call, 1884)	Thickshell Pondsnaill	X	GX	UT
<i>Stagnicola walkeriana</i> Baker, 1926	Calabash Pondsnaill	CS	G4	IL, IN, MI, MN, WI; Canada: ON
<i>Stagnicola woodruffi</i> (Baker, 1901)	Coldwater Pondsnaill	T	G2G3	IL, IN, MI, MN, NY, WI; Canada: MB, ON
Family Physidae	5 Genera, 47 species			
<i>Aplexa elongata</i> (Say, 1821)	Lance Aplexa	CS	G5	AK, CO, CT, DC, IA, ID, IL, IN, MA, MD, ME, MI, MN, MT, ND, NE, NH, NV, NY, OH, OR, PA, SD, UT, VA, VT, WA, WI, WY; Canada: AB, BC, MB, NB, NS, NT, NU, ON, PE, QC, SK, YT
<i>Archiphysa ashmuni</i> Taylor, 2003	San Rafael Physa	E	G1	NM
<i>Archiphysa sonomae</i> Taylor, 2003	Sonoma Physa	E	G1	CA
<i>Laurentiphysa chippuvarum</i> Taylor, 2003	Chippewa Physa	E	G1	WI
<i>Physa carolinae</i> Wethington, Dillon, Wise, 2009	Carolina Physa	CS	G4	GA, NC, SC, VA
<i>Physa jennessi</i> Dall, 1919	Obtuse Physa	CS	G5	AK, ID, MN, MT, ND, WY; Canada: BC, MB, NT, NU, ON, QC, SK, YT
<i>Physa megalochlamys</i> Taylor, 1988	Cloaked Physa	V	G3	CO, ID, MT, OR, UT, WA, WY; Canada: AB, BC, SK
<i>Physa natricina</i> Taylor, 1988	Snake River Physa	E	G1	ID
<i>Physa sibirica</i> Westertlund, 1876	Frigid Physa	CS	G4G5	AK; Canada: NT, YT
<i>Physa skinneri</i> Taylor, 1954	Glass Physa	CS	G5	AK, CO, CT, IA, ID, IL, MA, MI, MN, MT, ND, NE, NV, NY, OH, PA, RI, SD, UT, WA, WI, WY; Canada: AB, BC, MB, NB, NT, ON, QC, SK, YT
<i>Physa vernalis</i> Taylor and Jokinen, 1984	Vernal Physa	V	G3	CT, MA, MI, NY, OH, PA, RI; Canada: ON, NF
<i>Physella ancillaria</i> (Say, 1825)	Pumpkin Physa	CS	G5Q	CT, MA, ME, MI, MN, NH, NJ, NY, OH, PA, RI, VA, VT, WI, WY; Canada: NB, NF, QC
<i>Physella bermudezi</i> (Aguayo, 1935)	Lowdome Physa	CS	G4Q	FL
<i>Physella bottimeri</i> (Clench, 1924)	Comanche Physa	V	G3Q	NM, OK, TX
<i>Physella boucardi</i> (Cross and Fischer, 1881)	Desert Physa	CS	G5Q	CA, NV
<i>Physella columbiana</i> (Hemphill, 1890)	Rotund Physa	T	G2	MT, OR, WA, WY; Canada: BC
<i>Physella conoidea</i> (Fischer and Crosse, 1886)	Texas Physa	V	G3Q	TX
<i>Physella cooperi</i> (Tryon, 1865)	Olive Physa	V	G3	CA, ID, NV, OR, WA, WY
<i>Physella costata</i> (Newcomb, 1861)	Ornate Physa	E	G1	CA
<i>Physella cubensis</i> (Pfeiffer, 1839)	Carib Physa	CS	G5Q	AL, FL, GA
<i>Physella globosa</i> (Haldeman, 1841)	Globose Physa	V	G3Q	KY, OH, TN
<i>Physella gyrina</i> (Say, 1821)	Tadpole Physa	CS	G5	AK, AL, AR, AZ, CA, CO, CT, DE, FL, GA, IA, ID, IL, IN, KS, KY, LA, MA, MD, ME, MI, MN, MO, MS, MT, NC, ND, NE, NH, NJ, NM, NV, NY, OH, OK, OR, PA, RI, SC, SD, TN, TX, UT, VA, VT, WA, WI, WY; Canada: AB, BC, MB, NB, NT, NU, ON, QC, SK, YT
<i>Physella hemphilli</i> Taylor, 2003	Idaho Physa	E	G1	ID
<i>Physella hendersoni</i> (Clench, 1925)	Bayou Physa	CS	G5Q	AL, FL, GA, MO, MS, NC, SC, TN, VA, WV
<i>Physella heterostropha</i> (Say, 1817)	Pewter Physa	CS	G5Q	AL, AR, CO, CT, FL, GA, IA, IL, IN, KS, KY, MA, MD, ME, MO, NC, NH, NJ, NY, OH, PA, RI, SC, TN, TX, VA, VT, WI, WV, WY; Canada: BC, NB, NF, NS, PE, QC

Taxon	AFS common name	AFS status	G-rank	Inferred distribution
<i>Physella hordacea</i> (Lea, 1864)	Grain Physa	E	G1Q	OR, WA; Canada: BC
<i>Physella humerosa</i> (Gould, 1855)	Corkscrew Physa	V	G3Q	AZ, CA
<i>Physella integra</i> (Haldeman, 1841)	Ashy Physa	CS	G5Q	CO, IA, IL, IN, KY, MI, MN, ND, NY, OH, PA, SD, TN, TX, VT, WI, WV, WY; Canada: BC, MB, ON, QC
<i>Physella johnsoni</i> (Clench, 1926)	Banff Springs Physa	E	G1	Canada, AB
<i>Physella lordi</i> (Baird, 1863)	Twisted Physa	CS	G5Q	CA, ID, MI, MT, NV, OR, UT, WA, WI; Canada: BC
<i>Physella magnalacustris</i> (Walker, 1901)	Great Lakes Physa	T	G2Q	ME, MI, WI; Canada: ON
<i>Physella mexicana</i> (Philippi, 1841)	Polished Physa	CS	G4Q	AZ, ID, NM, OR, TX, UT
<i>Physella microstriata</i> (Chamberlain and Berry, 1930)	Fish Lake Physa	X	GX	UT
<i>Physella osculans</i> (Haldeman, 1841)	Cayuse Physa	V	G3Q	AZ, CA, NV
<i>Physella parkeri</i> (Currier, 1881)	Broadshoulder Physa	T	G2Q	ME, MI, WI; Canada: ON, QC
<i>Physella pomilia</i> Conrad, 1834	Claiborne Physa	CS	G5	AL, FL, GA, KS, KY, LA, MO, MS, NC, NE, SC, TN, VA, WV
<i>Physella propinqua</i> (Tryon, 1865)	Rocky Mountain Physa	CS	G5Q	CA, ID, MT, NV, OR, UT, WA, WY; Canada: BC
<i>Physella spelunca</i> (Turner and Clench, 1974)	Cave Physa	E	G1	WY
<i>Physella squalida</i> (Morelet, 1851)	Squalid Physa	CS	G5Q	TX
<i>Physella traski</i> (Lea, 1864)	Sculpted Physa	T	G2G3Q	CA, OR
<i>Physella utahensis</i> (Clench, 1925)	Utah Physa	T	G2Q	CO, UT, WY
<i>Physella vinosa</i> (Gould, 1847)	Banded Physa	CS	G5Q	MI, MN, MT, NY, WI; Canada: ON
<i>Physella virgata</i> (Gould, 1855)	Protean Physa	CS	G5Q	AR, AZ, CA, HI, IA, IL, KS, KY, LA, MN, MT, ND, NE, NM, NV, OK, SD, TX, UT, WI, WY
<i>Physella virginea</i> (Gould, 1847)	Sunset Physa	CS	G4Q	CA, ID, OR, WA; Canada: BC
<i>Physella winnipegensis</i> Pip, 2004	Lake Winnipeg Physa	E	G1	Canada, MB
<i>Physella wrighti</i> Te and Clarke, 1985	Hotwater Physa	E	G1	Canada, BC
<i>Physella zionis</i> (Pilsbry, 1926)	Wet-rock Physa	E	G1	UT
Family Planorbidae	16 Genera, 52 species			
<i>Amphigyra alabamensis</i> Pilsbry, 1906	Shoal Sprite	X	GX	AL
<i>Biomphalaria havanensis</i> (Pfeiffer, 1839)	Ghost Ramshorn	CS	G5	AZ, CA, FL, ID, LA, SC, TX
<i>Ferrissia fragilis</i> (Tryon, 1863)	Fragile Ancyliid	CS	G5	AL, AR, AZ, CA, CO, CT, FL, GA, IA, ID, IL, IN, KS, KY, LA, MA, MD, ME, MI, MO, MS, MT, NC, NE, NM, NV, NY, OH, OK, OR, PA, SC, SD, TN, TX, VA, VT, WA, WI, WV, WY; Canada: AB, BC, ON, QC
<i>Ferrissia rivularis</i> (Say, 1817)	Creeping Ancyliid	CS	G5	AL, AR, AZ, CA, CO, CT, DE, FL, GA, IA, ID, IL, IN, KS, KY, LA, MA, MD, ME, MI, MN, MO, MS, MT, NC, ND, NE, NH, NJ, NM, NV, NY, OH, OK, OR, PA, RI, SC, SD, TN, TX, UT, VA, VT, WA, WI, WV, WY; Canada: AB, BC, MB, NB, NF, NS, ON, PE, QC, SK
<i>Gyraulus circumstriatus</i> (Tryon, 1866)	Disc Gyro	CS	G5	AZ, CA, CO, CT, ID, IN, KS, MA, MI, MN, MT, ND, NE, NH, NM, NY, OH, OR, PA, SD, UT, VT, WA, WI, WV, WY; Canada: AB, BC, MB, NB, NS, NT, ON, PE, QC, SK, YT
<i>Gyraulus crista</i> (Linnaeus, 1758)	Star Gyro	CS	G5	AK, CA, ID, ME, MI, MN, MT, ND, NM, NY, OR, VT, WA, WI, WY; Canada: AB, BC, MB, NT, ON, QC, SK
<i>Gyraulus deflectus</i> (Say, 1824)	Flexed Gyro	CS	G5	AK, CT, IA, ID, IL, IN, KY, MA, MD, ME, MI, MN, MO, MT, NC, ND, NE, NH, NY, OH, PA, SC, SD, VA, WA, WI, WY; Canada: AB, BC, LB, MB, NB, NF, NS, NT, NU, ON, PE, QC, SK, YT
<i>Gyraulus hornensis</i> Baker, 1934	Tuba Gyro	CS	G4Q	ND, WI; Canada: ON, QC, NT, SK
<i>Gyraulus parvus</i> (Say, 1817)	Ash Gyro	CS	G5	AK, AL, AR, AZ, CA, CO, CT, DE, FL, GA, IA, ID, IL, IN, KS, KY, LA, MA, MD, ME, MI, MN, MO, MS, MT, NC, ND, NE, NH, NJ, NM, NV, NY, OH, OK, OR, PA, RI, SC, SD, TN, TX, UT, VA, VT, WA, WI, WV, WY; Canada: AB, BC, LB, MB, NB, NF, NT, NS, NU, ON, PE, QC, SK, YT
<i>Gyraulus vermicularis</i> (Gould, 1847)	Pacific Coast Gyro	CS	G4Q	CA, ID, OR, WA; Canada: BC, YT
<i>Hebetancylus excentricus</i> (Morelet, 1851)	Excentric Ancyliid	CS	G5	AL, FL, GA, LA, MS, NC, OK, SC, TX, VA
<i>Hellsoma anceps</i> (Menke, 1830)	Two-ridge Ramshorn	CS	G5	AK, AL, AR, AZ, CA, CO, CT, DE, FL, GA, IA, ID, IL, IN, KS, KY, LA, MA, MD, ME, MI, MN, MO, MS, MT, NC, ND, NE, NH, NJ, NM, NV, NY, OH, OK, OR, PA, RI, SC, SD, TN, TX, VA, VT, WA, WI, WV, WY; Canada: AB, BC, MB, NB, NT, NS, ON, PE, QC, SK, NU
<i>Hellsoma minus</i> (Cooper, 1870)	[uncertain classification]	E	G1Q	CA
<i>Hellsoma newberryi</i> (Lea, 1858)	Great Basin Ramshorn	E	G1Q	CA, ID, NV, OR, UT, WY
<i>Laevapex fuscus</i> (Adams, 1841)	Dusky Ancyliid	CS	G5	AL, AR, CT, DE, FL, GA, IA, IL, IN, KS, KY, LA, MA, MD, MN, MO, MS, NC, NJ, NY, OH, OK, PA, RI, SC, TN, TX, VA, VT, WI, WV; Canada: ON, QC
<i>Menetus opercularis</i> (Gould, 1847)	Button Sprite	CS	G5	AK, CA, ID, MT, OR, UT, WA; Canada: AB, BC
<i>Micromenetus brogniartianus</i> (Lea, 1842)	Disc Sprite	CS	G5Q	AL, FL, MO, OH, VA
<i>Micromenetus dilatatus</i> (Gould, 1841)	Bugle Sprite	CS	G5	AL, AR, CA, CT, FL, GA, IA, IL, IN, KY, LA, MA, MD, ME, MO, MS, NC, NH, NJ, NY, OH, OK, PA, RI, SC, TN, TX, VA, WV; Canada: NS, ON
<i>Micromenetus floridensis</i> (Baker, 1945)	Penny Sprite	CS	G5	FL
<i>Micromenetus sampsoni</i> (Ancey, 1885)	Sampson Sprite	T	G2G3Q	AR, KY, MO, IL
<i>Neoplanorbis carinatus</i> Walker, 1908	Carinate Flat-top Snail	X	GX	AL

Taxon	AFS common name	AFS status	G-rank	Inferred distribution
<i>Neoplanorbis smithi</i> Walker, 1908	Angled Flat-top Snail	X	GX	AL
<i>Neoplanorbis tantillus</i> Pilsbry, 1906	Little Flat-top Snail	X	GX	AL
<i>Neoplanorbis umbilicatus</i> Walker, 1908	Umbilicate Flat-top Snail	X	GX	AL
<i>Pecosorbis kansasensis</i> (Berry, 1966)	New Mexico Ramshorn	V	G3	KS, NM
<i>Planorbella ammon</i> (Gould, 1855)	Jupiter Ramshorn	U	GU	CA, CO
<i>Planorbella binneyi</i> (Tryon, 1867)	Coarse Ramshorn	CS	G4G5Q	CA, OR, UT, WA; Canada: AB, BC
<i>Planorbella campanulata</i> (Say, 1821)	Bellmouth Ramshorn	CS	G5	CT, IA, IL, IN, MA, ME, MI, MN, ND, NY, OH, PA, VT, WI; Canada: MB, NB, NF, NS, ON, PE, QC, SK
<i>Planorbella columbiensis</i> (Baker, 1945)	Caribou Ramshorn	Xp	GH	Canada: BC
<i>Planorbella corpulenta</i> (Say, 1824)	Corpulent Ramshorn	T	G2	MN Canada, MB, ON
<i>Planorbella duryi</i> (Wetherby, 1879)	Seminole Ramshorn	CS	G5	CA, FL, HI, ID, NC, NM, WY
<i>Planorbella magnifica</i> (Pilsbry, 1903)	Magnificent Ramshorn	E	G1	NC
<i>Planorbella multivolvis</i> (Case, 1847)	Acorn Ramshorn	X	GX	MI
<i>Planorbella occidentalis</i> (Cooper, 1870)	Fine-lined Ramshorn	V	G3	CA, OR, WA; Canada: BC
<i>Planorbella oregonensis</i> (Tryon, 1865)	Lamb Ramshorn	E	G1	OR, UT
<i>Planorbella pilsbryi</i> (Baker, 1926)	File Ramshorn	CS	G4G5	MA, MI, MN, MT, ND, NY, OH, PA, WI; Canada: AB, MB, ON, NB, QC, SK
<i>Planorbella scalaris</i> (Jay, 1839)	Mesa Ramshorn	CS	G5	CO, FL, WY
<i>Planorbella subcrenata</i> (Carpenter, 1857)	Rough Ramshorn	CS	G5	AK, CA, CO, ID, MN, MO, MT, ND, NM, NV, OR, SD, UT, WA, WY; Canada: AB, BC, MB, NT, NU, ON, SK, YT
<i>Planorbella tenuis</i> (Dunker, 1850)	Mexican Ramshorn	CS	G5	AZ, CA, ID, NM, TX
<i>Planorbella traski</i> (Lea, 1856)	Keeled Ramshorn	X	GX	CA
<i>Planorbella trivolvis</i> (Say, 1817)	Marsh Ramshorn	CS	G5	AK, AL, AR, CA, CO, CT, DE, FL, GA, IA, ID, IL, IN, KS, KY, LA, MA, MD, ME, MI, MN, MO, MS, MT, NC, ND, NE, NH, NJ, NY, OH, PA, RI, SC, SD, TN, TX, UT, VA, VT, WI, WV, WY; Canada: MB, NB, NF, NS, NU, ON, PE, QC, SK
<i>Planorbella truncata</i> (Miles, 1861)	Druid Ramshorn	V	G3G4	IA, IL, MI, WI
<i>Planorbula armigera</i> (Say, 1821)	Thicklip Ramshorn	CS	G5	AL, AR, CT, FL, GA, IA, IL, IN, KY, LA, MA, MD, ME, MI, MN, MO, MS, MT, NC, ND, NE, NH, NJ, NY, OH, PA, RI, SC, SD, TN, VA, VT, WI; Canada: AB, BC, MB, NB, NT, NS, NU, ON, PE, QC, SK, YT
<i>Planorbula campestris</i> (Dawson, 1875)	Meadow Ramshorn	CS	G5	MT, ND, NM, SD, WY; Canada: AB, BC, MB, NT, ON, SK, YT
<i>Promenetus exacuouus</i> (Say, 1821)	Sharp Sprite	CS	G5	AK, AR, AZ, CA, CO, CT, GA, IA, ID, IL, IN, KS, KY, MA, ME, MI, MN, MT, NC, ND, NE, NH, NM, NV, NY, OH, OK, OR, PA, SD, TN, TX, UT, VA, VT, WA, WI, WY; Canada: AB, BC, MB, NB, NT, NS, NU, ON, PE, QC, SK, YT
<i>Promenetus umbilicatellus</i> (Cockerell, 1887)	Umbilicate Sprite	CS	G4	AK, CA, CO, ID, IL, IN, KS, MN, MT, ND, NE, NM, NV, NY, OH, OK, OR, PA, SD, UT, WA, WI, WY; Canada: AB, BC, MB, ON, SK
<i>Rhodacmea cahawbensis</i> (Walker, 1917)	Cahaba Ancyloid	E	G1	AL
<i>Rhodacmea elatior</i> (Anthony, 1855)	Domed Ancyloid	E	G1	KY, TN
<i>Rhodacmea filosa</i> (Conrad, 1834)	Wicker Ancyloid	E	G1	AL
<i>Rhodacmea hinkleyi</i> (Walker, 1908)	Knobby Ancyloid	Xp	GHQ	AL, AR, IL, IN, KY, TN
<i>Vorticifex effusa</i> (Lea, 1856)	Artemesian Ramshorn	V	G3	CA, ID, WA, OR
<i>Vorticifex solida</i> (Dall, 1870)	[uncertain classification]	Xp	GHQ	CA, NV
Family Neritidae	1 Genus, 5 species			
<i>Nertina cariosa</i> (Wood, 1828)	Pip'wai	T	G1G3	HI
<i>Nertina clenchi</i> Russel, 1940	[uncertain classification]	CS	G5Q	FL
<i>Nertina granosa</i> Sowerby, 1825	Hihiwai	E	G1	HI
<i>Nertina usnea</i> (Roding, 1798)	Olive Nerite	CS	G5	AL, FL, MS, LA, TX
<i>Nertina vespertina</i> Sowerby, 1849	Hapawai	E	G1G2	HI
Family Viviparidae	4 Genera, 21 species			
<i>Campeloma brevispirum</i> Baker, 1928	[uncertain classification]	CS	G5Q	WI
<i>Campeloma crassulum</i> Rafinesque, 1819	Ponderous Campeloma	CS	G5	AR, IA, IL, IN, KY, KS, MN, MO, NC, OH, TN, WI
<i>Campeloma decampi</i> (Binney, 1865)	Slender Campeloma	E	G1	AL
<i>Campeloma decisum</i> (Say, 1817)	Pointed Campeloma	CS	G5	AL, AR, CT, GA, IA, IL, IN, KY, LA, MA, MD, ME, MI, MN, MS, NC, ND, NE, NH, NJ, NY, OH, OK, PA, RI, SC, TN, TX, VA, VT, WI, WV; Canada: MB, NB, NS, ON, QC
<i>Campeloma floridense</i> Call, 1886	Purple-throat Campeloma	CS	G5	FL
<i>Campeloma geniculum</i> (Conrad, 1834)	Ovate Campeloma	CS	G5	AL, FL, GA
<i>Campeloma limum</i> (Anthony, 1860)	File Campeloma	CS	G5	FL, GA, NC, SC
<i>Campeloma milesi</i> (Lea, 1863)	[uncertain classification]	CS	G5Q	WI; Canada: ON

Taxon	AFS common name	AFS status	G-rank	Inferred distribution
<i>Campeloma parthenum</i> Vail, 1979	Maiden Campeloma	CS	G5	AL, FL
<i>Campeloma regulare</i> (Lea, 1841)	Cylinder Campeloma	CS	G4	AL, GA, MS, TN
<i>Campeloma rufum</i> (Haldeman, 1841)	[uncertain classification]	CS	G5Q	CT, IA, IL, IN, KY, MA, ME, MI, MN, NY, OH, PA, VT, WI
<i>Lioplax cyclostomaformis</i> (Lea, 1841)	Cylindrical Lioplax	E	G1	AL, GA
<i>Lioplax pilsbryi</i> Walker, 1905	Choctaw Lioplax	CS	G5	AL, FL, GA
<i>Lioplax subcarinata</i> (Say, 1817)	Ridgid Lioplax	CS	G4G5	MD, NC, NJ, NY, PA, SC, VA, WV
<i>Lioplax sulculosa</i> (Menke, 1827)	Furrowed Lioplax	CS	G5	AL, AR, IA, IL, IN, KY, MN, MO, OH, TN, WI
<i>Tulotoma magnifica</i> (Conrad, 1834)	Tulotoma	T	G2	AL
<i>Viviparus georgianus</i> (Lea, 1834)	Banded Mysterysnail	CS	G5	AL, AR, CT, FL, GA, IA, IL, IN, KY, LA, MA, MD, MI, MN, MO, MS, NC, NJ, NY, OH, PA, SC, TN, VA, VT, WI; Canada: ON, QC
<i>Viviparus goodrichi</i> Archer, 1933	Globose Mysterysnail	V	G3G4	FL, GA
<i>Viviparus intertextus</i> (Say, 1829)	Rotund Mysterysnail	CS	G4	AL, AR, FL, GA, IA, IL, KY, LA, MN, MO, MS, NC, SC, TN, TX, WI
<i>Viviparus limi</i> Pilsbry, 1918	Ochlockonee Mysterysnail	V	G3G4	FL, GA
<i>Viviparus subpurpureus</i> (Say, 1829)	Olive Mysterysnail	CS	G5	AL, AR, IA, IL, IN, KY, LA, MO, MS, SC, TN, TX, WI
Family Ampullaridae	1 Genus, 2 species			
<i>Pomacea paludosa</i> (Say, 1829)	Florida Applesnail	CS	G5	AL, FL, GA, NC
Family Assiminiidae	1 Genus, 2 species			
<i>Assiminea infima</i> Berry, 1947	Badwater Snail	E	G1	CA
<i>Assiminea pecos</i> Taylor, 1987	Pecos Assiminea	E	G1	NM, TX
Family Amnicolidae	4 Genera, 18 species			
<i>Amnicola cora</i> Hubricht, 1979	Foushee Cavesnail	E	G1	AR
<i>Amnicola dalli</i> (Pilsbry and Beecher, 1892)	Peninsula Amnicola	CS	G5	FL
<i>Amnicola decisus</i> Haldeman, 1845	[uncertain classification]	E	G1Q	ME, NY, PA
<i>Amnicola limosus</i> (Say, 1817)	Mud Amnicola	CS	G5	AL, AR, CO, CT, IA, IL, IN, KS, KY, LA, MA, MD, ME, MI, MN, MO, MS, MT, NC, ND, NE, NH, NJ, NM, NY, OH, OK, PA, RI, SC, SD, TN, UT, VA, VT, WI, WY; Canada: AB, MB, NB, NS, ON, PE, QC, SK, LB, NF
<i>Amnicola rhombostoma</i> Thompson, 1968	Squaremouth Amnicola	Xp	GH	FL
<i>Amnicola stygius</i> Hubricht, 1971	Stygian Amnicola	E	G1	MO
<i>Colligyrus convexus</i> Hershler, Frest, Liu, and Johannes, 2003	Canary Dusksnail	E	G1G2	CA
<i>Colligyrus depressus</i> Hershler, 1999	Harney Basin Dusksnail	E	G1	OR
<i>Colligyrus greggi</i> (Pilsbry, 1935)	Rocky Mountain Dusksnail	CS	G4	ID, MT, UT, WY; Canada: BC
<i>Dasyscias franzi</i> Thompson and Hershler, 1991	Shaggy Ghostsnail	E	G1	FL
<i>Lyogyrus bakerianus</i> (Pilsbry, 1917)	Baker's Springsnail	Xp	GH	NY
<i>Lyogyrus browni</i> (Carpenter, 1872)	Slender Dusksnail	T	G1G3Q	MA, RI
<i>Lyogyrus granum</i> (Say, 1822)	Squat Dusksnail	CS	G5	AL, CT, GA, MA, MD, MS, NC, NJ, NY, PA, SC, VA, VT; Canada: NB, NS
<i>Lyogyrus latus</i> Thompson and Hershler, 1991	Cobble Sprite	T	G2	GA
<i>Lyogyrus pilsbryi</i> (Walker, 1906)	Lake Dusksnail	CS	G4	IL, IN, OH, WI
<i>Lyogyrus pupoideus</i> (Gould, 1841)	Pupa Dusksnail	CS	G5	CT, MA, ME, NY, PA, VT
<i>Lyogyrus retromargo</i> (Thompson, 1968)	Indented Dusksnail	CS	G4	FL, GA, SC
<i>Lyogyrus walkerii</i> (Pilsbry, 1898)	Canadian Dusksnail	V	G3G4	MI, MN, NY, OH, PA, VT, WI; Canada: QC, MB, ON
Family Cochliopidae	14 Genera, 48 species			
<i>Antrobia culveri</i> Hubricht, 1971	Tumbling Creek Cavesnail	E	G1	MO
<i>Antroselates spiralis</i> Hubricht, 1963	Shaggy Cavesnail	V	G3	IN, KY
<i>Aphaostracon asthenes</i> Thompson, 1968	Blue Spring Hydrobe	E	G1	FL
<i>Aphaostracon chalarogyrus</i> Thompson, 1968	Freemouth Hydrobe	E	G1	FL
<i>Aphaostracon hypohyalinum</i> Thompson, 1968	Suwanee Hydrobe	T	G2	FL
<i>Aphaostracon monas</i> (Pilsbry, 1899)	Wekiwa Hydrobe	E	G1	FL
<i>Aphaostracon pachnotum</i> Thompson, 1968	Thick-shelled Hydrobe	V	G3	FL
<i>Aphaostracon pycnus</i> Thompson, 1968	Dense Hydrobe	E	G1	FL
<i>Aphaostracon rhadinum</i> Thompson, 1968	Slough Hydrobe	T	G2	FL

Taxon	AFS common name	AFS status	G-rank	Inferred distribution
<i>Aphaostracon theiocrenetum</i> Thompson, 1968	Clifton Spring Hydrobe	E	G1	FL
<i>Aphaostracon xynoelictum</i> Thompson, 1968	Fenney Spring Hydrobe	E	G1	FL
<i>Balconorbis uvaldensis</i> Hershler and Longley, 1986	Balcones Ghostsnail	E	G1G2	TX
<i>Cochliopina riograndensis</i> Pilsbry and Ferriss, 1906	Spiral Pebblesnail	T	G2G3	TX
<i>Eremopyrgus eaganensis</i> Hershler, 1999	Steptoe Hydrobe	E	G1	NV
<i>Ipnobius robustus</i> (Hershler, 1989)	Robust Tryonia	E	G1G2	CA
<i>Juturnia kosteri</i> (Taylor, 1987)	Koster Springsnail	T	G2	NM
<i>Juturnia tularosae</i> Hershler, Liu, and Stockwell, 2002	Tularosa Springsnail	E	G1	NM
<i>Littoridinops monoensis</i> (Frauenfeld, 1863)	Cockscomb Hydrobe	CS	G5	AL, FL, GA, LA, MS, TX
<i>Littoridinops palustris</i> Thompson, 1968	Bantam Hydrobe	V	G3	AL, FL, MS
<i>Littoridinops tenuipes</i> (Couper, 1844)	Henscomb Hydrobe	CS	G5	CT, FL, GA, MA, MD, NC, NJ, NY, SC, VA
<i>Pseudotryonia adamantina</i> (Taylor, 1987)	Diamond Tryonia	E	G1	NM, TX
<i>Pseudotryonia alamosae</i> (Taylor, 1987)	Caliente Tryonia	E	G1	NM, NV
<i>Pseudotryonia brevissima</i> (Pilsbry, 1890)	Regal Hydrobe	E	G1	FL
<i>Pseudotryonia grahamae</i> Thompson, 2001	Salt Spring Hydrobe	E	G1	AL
<i>Pyrgophorus platyrachis</i> Thompson, 1968	Serrate Crownsnail	CS	G5	FL
<i>Pyrgophorus spinosus</i> (Call and Pilsbry, 1886)	Spiny Crownsnail	V	G3	TX
<i>Spurwinkia salsa</i> (Pilsbry, 1905)	Saltmarsh Hydrobe	CS	G4G5	CT, FL, MA, MD, ME, NH, NJ; Canada: NB
<i>Stygopyrgus bartonensis</i> Hershler and Longley, 1986	Barton Cavesnail	E	G1	TX
<i>Tryonia aequicostata</i> (Pilsbry, 1889)	Smooth-ribbed Hydrobe	V	G3	FL
<i>Tryonia angulata</i> Hershler and Sada, 1987	Sportingoods Tryonia	E	G1	NV
<i>Tryonia brunei</i> Taylor, 1987	Brune's Springsnail	E	G1	TX
<i>Tryonia cheatumi</i> (Pilsbry, 1935)	Phantom Tryonia	E	G1	TX
<i>Tryonia circumstriata</i> (Leonard and Ho, 1960)	Gonzales Springsnail	E	G1	TX
<i>Tryonia clathrata</i> Stimpson, 1865	Grated Tryonia	T	G2	NV
<i>Tryonia diaboli</i> (Pilsbry and Ferriss, 1906)	Devil Tryonia	E	G1	TX
<i>Tryonia elata</i> Hershler and Sada, 1987	Point of Rocks Tryonia	E	G1	NV
<i>Tryonia ericae</i> Hershler and Sada, 1987	Minute Tryonia	E	G1	NV
<i>Tryonia gilae</i> Taylor, 1987	Gila Tryonia	E	G1	AZ, NM
<i>Tryonia imitator</i> (Pilsbry, 1899)	Mimic Tryonia	T	G2G3	CA
<i>Tryonia margae</i> Hershler, 1989	Grapevine Springs Elongate Springsnail	E	G1	CA
<i>Tryonia metcalfi</i> Hershler, Liu, and Landye, 2011	Metcalfe's Tryonia	E	G1	TX
<i>Tryonia monitorae</i> Hershler, 1999	Monitor Tryonia	E	G1	NV
<i>Tryonia oasiensis</i> Hershler, Liu, and Landye, 2011	Carolinae Tryonia	E	G1	TX
<i>Tryonia porrecta</i> (Mighels, 1845)	Desert Tryonia	V	G3	CA, NV, UT
<i>Tryonia quitobaquitae</i> Hershler, 1988	Quintobaquito Tryonia	E	G1	AZ, NM
<i>Tryonia rowlandsi</i> Hershler, 1989	Grapevine Springs Squat Tryonia	E	G1	CA
<i>Tryonia salina</i> Hershler, 1989	Cottonball Marsh Tryonia	E	G1	CA
<i>Tryonia variegata</i> Hershler and Sada, 1987	Amargosa Tryonia	T	G2	CA, NV
Family Hydrobiidae	15 Genera, 185 species			
<i>Birgella subglobosus</i> (Say, 1825)	Globe Siltsnail	CS	G4	AL, AR, IA, IL, IN, GA, KY, MI, MN, MO, MS, NY, OH, PA, TN, VT, WI, WV; Canada: MB, ON, QC
<i>Cincinnatia integra</i> (Say, 1821)	Midland Siltsnail	CS	G5	AL, AR, IL, IN, KS, KY, LA, ME, MD, MI, MN, MO, MS, ND, NE, NY, OH, OK, PA, SD, TN, TX, VA, VT, WI; Canada: MB, ON, SK
<i>Floridobia alexander</i> (Thompson, 2000)	Alexander Siltsnail	E	G1	FL
<i>Floridobia floridana</i> (Frauenfeld, 1863)	Hyacinth Siltsnail	CS	G5	GA, FL
<i>Floridobia fraterna</i> (Thompson, 1968)	Creek Siltsnail	T	G2	FL
<i>Floridobia helicogyra</i> (Thompson, 1968)	Crystal Siltsnail	E	G1	FL
<i>Floridobia leptospira</i> (Thompson, 2000)	Flatwood Siltsnail	E	G1G2	FL

Taxon	AFS common name	AFS status	G-rank	Inferred distribution
<i>Floridobia mica</i> (Thompson, 1968)	Ichetucknee Siltsnail	E	G1	FL
<i>Floridobia monroensis</i> (Dall, 1885)	Enterprise Siltsnail	E	G1	FL
<i>Floridobia parva</i> (Thompson, 1968)	Pygmy Siltsnail	E	G1	FL
<i>Floridobia petrifons</i> (Thompson, 1968)	Rock Springs Siltsnail	E	G1	FL
<i>Floridobia ponderosa</i> (Thompson, 1968)	Ponderous Siltsnail	E	G1	FL
<i>Floridobia porterae</i> (Thompson, 2000)	Green Cove Springsnail	E	G1	FL
<i>Floridobia vanhyningi</i> (Vanatta, 1934)	Seminole Siltsnail	E	G1	FL
<i>Floridobia wekiwae</i> (Thompson, 1968)	Wekiva Siltsnail	E	G1	FL
<i>Floridobia winkleyi</i> (Pilsbry, 1912)	New England Siltsnail	V	G3	CT, MA, ME
<i>Fontigens aldrichi</i> (Call and Beecher, 1886)	Hoosier Springsnail	CS	G4	IL, MO
<i>Fontigens antroecetes</i> (Hubricht, 1940)	Missouri Cavesnail	T	G2	IL, MO
<i>Fontigens bottimeri</i> (Walker, 1925)	Potomac Springsnail	T	G2	MD, VA
<i>Fontigens cryptica</i> Hubricht, 1963	Hidden Springsnail	E	G1	IN
<i>Fontigens morrisoni</i> Hershler, Holsinger, and Hubricht, 1990	Morrison's Springsnail	E	G1	VA
<i>Fontigens nickliniana</i> (Lea, 1838)	Watercress Snail	CS	G5	AL, IL, IN, KY, MD, MI, NC, NY, OH, PA, TN, VA, WI, WV
<i>Fontigens orolibas</i> Hubricht, 1957	Blue Ridge Springsnail	V	G3	MD, PA, VA
<i>Fontigens proserpina</i> Hubricht, 1940	Proserpine Cavesnail	E	G1	MO
<i>Fontigens tartarea</i> Hubricht, 1963	Organ Cavesnail	T	G2	WV
<i>Fontigens turtitella</i> Hubricht, 1976	Greenbrier Cavesnail	E	G1	WV
<i>Hoyia sheldoni</i> (Pilsbry, 1890)	Storm Ghostsnail	E	G1	WI
<i>Marstonia agarhecta</i> Thompson, 1969	Ocmulgee Marstonia	E	G1	GA
<i>Marstonia angulobasis</i> Thompson, 2005	Angled Marstonia	E	G1	AL, TN
<i>Marstonia arga</i> Thompson, 1977	Ghost Marstonia	CS	G5	AL, TN
<i>Marstonia castor</i> Thompson, 1977	Beaverpond Marstonia	E	G1	GA
<i>Marstonia comalensis</i> (Pilsbry and Ferriss, 1906)	Comal Marstonia	E	G1	TX
<i>Marstonia gaddisorum</i> Thompson, 2005	Emily's Marstonia	E	G1	GA
<i>Marstonia halcyon</i> Thompson, 1977	Halcyon Marstonia	T	G2	GA
<i>Marstonia hershleri</i> (Thompson, 1995)	Coosa Pyrg	E	G1	AL
<i>Marstonia letsoni</i> (Walker, 1901)	Gravel Pyrg	CS	G5	MI, NY, OH, PA; Canada: ON
<i>Marstonia lustrica</i> (Pilsbry, 1890)	Boreal Marstonia	CS	G5	IA, IL, IN, MA, ME, MI, MN, NY, OH, PA, VT, WI; Canada: MB, ON, NT, QC, NB
<i>Marstonia ogmorhapha</i> Thompson, 1977	Royal Marstonia	E	G1	TN
<i>Marstonia olivacea</i> (Pilsbry, 1895)	Olive Marstonia	X	GX	AL
<i>Marstonia ozarkensis</i> (Hinkley, 1915)	Ozark Pyrg	E	G1	AR, MO
<i>Marstonia pachyta</i> Thompson, 1977	Armored Marstonia	E	G1	AL
<i>Marstonia scalariformis</i> (Wolf, 1870)	Moss Pyrg	V	G3	AL, IA, IL, MO
<i>Notogillia sathon</i> Thompson, 1969	Satyr Siltsnail	V	G3	GA
<i>Notogillia wetherbyi</i> (Dall, 1885)	Alligator Siltsnail	CS	G5	AL, FL, GA
<i>Phreatodrobia coronae</i> Hershler and Longley, 1987	Crowned Cavesnail	E	G1G2	TX
<i>Phreatodrobia imitata</i> Hershler and Longley, 1986	Mimic Cavesnail	E	G1	TX
<i>Phreatodrobia micra</i> (Pilsbry and Ferriss, 1906)	Flattened Cavesnail	T	G2	TX
<i>Phreatodrobia nugax</i> (Pilsbry and Ferriss, 1906)	Domed Cavesnail	V	G3G4	TX
<i>Phreatodrobia plana</i> Hershler and Longley, 1986	Disc Cavesnail	T	G2	TX
<i>Phreatodrobia punctata</i> Hershler and Longley, 1986	High-hat Cavesnail	T	G2	TX
<i>Phreatodrobia rotunda</i> Hershler and Longley, 1986	Beaked Cavesnail	E	G1G2	TX
<i>Probythinella emarginata</i> (Kuster, 1852)	Delta Hydrobe	CS	G5	AL, AR, IA, IL, IN, KS, KY, LA, ME, MI, MN, MO, MS, MT, NC, ND, NE, NY, OH, OK, PA, SD, TN, TX, WI; Canada: AB, MB, NT, NU, ON, QC, SK
<i>Pyrgulopsis aardahli</i> Hershler, 1989	Benton Valley Springsnail	E	G1	CA
<i>Pyrgulopsis aloba</i> Hershler, 1998	Duckwater Pyrg	E	G1	NV
<i>Pyrgulopsis amargosae</i> Hershler, 1989	Amargosa Springsnail	E	G1	CA

Taxon	AFS common name	AFS status	G-rank	Inferred distribution
<i>Pyrgulopsis anatina</i> Hershler, 1998	Southern Duckwater Pyrg	E	G1	NV
<i>Pyrgulopsis anguina</i> Hershler, 1998	Longitudinal Gland Pyrg	E	G1	NV, UT
<i>Pyrgulopsis archimedis</i> Berry, 1947	Archimedes Pyrg	E	G1	CA, OR
<i>Pyrgulopsis arizonae</i> (Taylor, 1987)	Apache Springsnail	E	G1	AZ
<i>Pyrgulopsis augustae</i> Hershler, 1998	Elongate Cane Spring Pyrg	E	G1	NV
<i>Pyrgulopsis aurata</i> Hershler, 1998	Pleasant Valley Pyrg	E	G1	NV
<i>Pyrgulopsis avernalis</i> (Pilsbry, 1935)	Moapa Pebblesnail	E	G1G2	NV
<i>Pyrgulopsis bacchus</i> Hershler, 1988	Grand Wash Springsnail	E	G1	AZ
<i>Pyrgulopsis basiglans</i> Hershler, 1998	Large Gland Carico Pyrg	E	G1	NV
<i>Pyrgulopsis bedfordensis</i> Hershler and Gustafson, 2001	Bedford Pyrg	E	G1	MT
<i>Pyrgulopsis bernardina</i> (Taylor, 1987)	San Bernardino Springsnail	E	G1	AZ
<i>Pyrgulopsis bifurcata</i> Hershler, 1998	Small Gland Carico Pyrg	E	G1	NV
<i>Pyrgulopsis blainica</i> Hershler, Liu, Gustafson, 2008	Blane Pyrg	E	G1	MT
<i>Pyrgulopsis breviloba</i> Hershler, 1998	Flat Pyrg	E	G1	NV
<i>Pyrgulopsis bruesi</i> Hershler and Sada, 2000	Fy Ranch Pyrg	E	G1	NV
<i>Pyrgulopsis bruneauensis</i> Hershler, 1990	Bruneau Hot Springsnail	E	G1	ID
<i>Pyrgulopsis bryantwalkerii</i> Hershler, 1994	Cortez Hills Pebblesnail	E	G1	NV
<i>Pyrgulopsis californiensis</i> (Gregg and Taylor, 1965)	Languna Mountain Springsnail	V	G3G4	CA
<i>Pyrgulopsis carinata</i> Hershler, 1998	Carinate Duckwater Pyrg	X	GX	NV
<i>Pyrgulopsis carinifera</i> (Pilsbry, 1935)	Moapa Valley Pyrg	E	G1	NV
<i>Pyrgulopsis castalcensis</i> Hershler and Liu, 2010	Middle Canyon Spring Pyrg	E	G1	CA
<i>Pyrgulopsis chamberlini</i> Hershler, 1998	Smooth Glenwood Pyrg	E	G1	UT
<i>Pyrgulopsis chupaderae</i> Taylor, 1987	Chupadera Springsnail	E	G1	NM
<i>Pyrgulopsis cinerana</i> Hershler, Frest, Liu, and Johannes, 2003	Ash Valley Pyrg	E	G1G2	CA
<i>Pyrgulopsis coloradensis</i> Hershler, 1998	Blue Point Pyrg	E	G1	NV
<i>Pyrgulopsis conica</i> Hershler, 1988	Kingman Springsnail	E	G1	AZ
<i>Pyrgulopsis cruciglans</i> Hershler, 1998	Transverse Gland Pyrg	E	G1	NV
<i>Pyrgulopsis crystallis</i> Hershler and Sada, 1987	Crystal Springsnail	E	G1	NV
<i>Pyrgulopsis cybele</i> Hershler and Liu, 2012	Nature Pyrg	E	G1	NV
<i>Pyrgulopsis davisii</i> (Taylor, 1987)	Limpia Creek Springsnail	E	G1	TX
<i>Pyrgulopsis deaconi</i> Hershler, 1998	Spring Mountains Pyrg	E	G1	NV
<i>Pyrgulopsis deserta</i> (Pilsbry, 1916)	Desert Springsnail	T	G2	AZ, UT
<i>Pyrgulopsis diablensis</i> Hershler, 1995	Diablo Range Pyrg	E	G1	CA
<i>Pyrgulopsis dixiensis</i> Hershler, 1998	Dixie Valley Pyrg	E	G1	NV
<i>Pyrgulopsis eremica</i> Hershler, 1995	Smoke Creek Pyrg	T	G2	CA
<i>Pyrgulopsis erythropoma</i> (Pilsbry, 1899)	Ash Meadows Pebblesnail	E	G1	NV
<i>Pyrgulopsis fairbanksensis</i> Hershler and Sada, 1987	Fairbanks Springsnail	E	G1	NV
<i>Pyrgulopsis falciglans</i> Hershler, Frest, Liu, and Johannes, 2003	Likely Pyrg	E	G1G2	CA
<i>Pyrgulopsis fausta</i> Hershler, 1998	Corn Creek Pyrg	E	G1	NV
<i>Pyrgulopsis fresti</i> Hershler and Liu, 2009	Owyhee Hot Springsnail	E	G1	OR
<i>Pyrgulopsis fusca</i> Hershler, 1998	Otter Creek Pyrg	E	G1	UT
<i>Pyrgulopsis gibba</i> Hershler, 1995	Surprise Valley Pyrg	V	G3	CA, NV
<i>Pyrgulopsis gilae</i> (Taylor, 1987)	Gila Springsnail	T	G2	NM
<i>Pyrgulopsis giuliani</i> Hershler and Pratt, 1990	Southern Sierra Nevada Springsnail	E	G1G2	CA
<i>Pyrgulopsis glandulosa</i> Hershler, 1988	Verde Rim Springsnail	E	G1	AZ
<i>Pyrgulopsis gracilis</i> Hershler, 1998	Emigrant Pyrg	E	G1	NV
<i>Pyrgulopsis greggi</i> Hershler, 1995	Kern River Springsnail	E	G1	CA
<i>Pyrgulopsis hamlinensis</i> Hershler, 1998	Hamlin Valley Pyrg	E	G1	UT

Taxon	AFS common name	AFS status	G-rank	Inferred distribution
<i>Pyrgulopsis hovinghi</i> Hershler, 1998	Upper Thousand Spring Pyrg	E	G1	NV
<i>Pyrgulopsis hubbsi</i> Hershler, 1998	Hubbs Pyrg	E	G1	NV
<i>Pyrgulopsis humboldtensis</i> Hershler, 1998	Humbolt Pyrg	E	G1	NV
<i>Pyrgulopsis ignota</i> Hershler, Liu, and Lang, 2010	Caroline Springs Pyrg	E	G1	TX
<i>Pyrgulopsis imperialis</i> Hershler, 1998	Kings River Pyrg	E	G1	NV
<i>Pyrgulopsis inopinata</i> Hershler, 1998	Carinate Glenwood Pyrg	E	G1	UT
<i>Pyrgulopsis intermedia</i> (Tryon, 1865)	Crooked Creek Springsnail	E	G1G2	OR
<i>Pyrgulopsis isolata</i> Hershler and Sada, 1987	Elongate-gland Springsnail	E	G1	NV
<i>Pyrgulopsis kolobensis</i> (Taylor, 1987)	Toquerville Springsnail	CS	G5	ID, NV, UT
<i>Pyrgulopsis landyei</i> Hershler, 1998	Landyes Pyrg	E	G1	NV
<i>Pyrgulopsis lassenii</i> Hershler, Frest, Liu, and Johannes, 2003	Willow Creek Pyrg	E	G1G2	CA
<i>Pyrgulopsis lata</i> Hershler, 1998	Butterfield Pyrg	E	G1	NV
<i>Pyrgulopsis lentiglans</i> Hershler, 1998	Crittenden Pyrg	E	G1	NV
<i>Pyrgulopsis leporina</i> Hershler, 1998	Elko Pyrg	E	G1	NV
<i>Pyrgulopsis limaria</i> Hershler, 1998	Squat Mud Meadows Pyrg	E	G1	NV
<i>Pyrgulopsis lockensis</i> Hershler, 1998	Lockes Pyrg	E	G1	NV
<i>Pyrgulopsis longae</i> Hershler, 1995	Long Valley Pyrg	E	G1	CA
<i>Pyrgulopsis longiglans</i> Hershler, 1998	Western Lahontan Pyrg	T	G2G3	NV
<i>Pyrgulopsis longinqua</i> (Gould, 1855)	Salton Sea Springsnail	E	G1	CA
<i>Pyrgulopsis marcida</i> Hershler, 1998	Hardy Pyrg	T	G2	NV
<i>Pyrgulopsis merriami</i> (Pilsbry and Beecher, 1892)	Pahrangagat Pebblesnail	E	G1	NV
<i>Pyrgulopsis metcalfi</i> (Taylor, 1987)	Naegele Springsnail	E	G1	NM, TX
<i>Pyrgulopsis micrococcus</i> (Pilsbry, 1893)	Oasis Valley Springsnail	V	G3	CA, NV
<i>Pyrgulopsis militaris</i> Hershler, 1998	Northern Soldier Meadow Pyrg	E	G1	NV
<i>Pyrgulopsis millenaria</i> Hershler, 1998	Twentyone Mile Pyrg	E	G1	NV
<i>Pyrgulopsis milleri</i> Hershler and Liu, 2010	Pierpoint Spring Pyrg	E	G1	CA
<i>Pyrgulopsis montana</i> Hershler, 1998	Camp Valley Pyrg	E	G1	NV
<i>Pyrgulopsis montezumensis</i> Hershler, 1988	Montezuma Well Springsnail	E	G1	AZ
<i>Pyrgulopsis morrisoni</i> Hershler, 1988	Page Springsnail	E	G1	AZ
<i>Pyrgulopsis nanus</i> Hershler and Sada, 1987	Distal-gland Springsnail	E	G1	NV
<i>Pyrgulopsis neomexicana</i> (Pilsbry, 1916)	Socorro Springsnail	E	G1	NM
<i>Pyrgulopsis neritella</i> Hershler, 1998	Neritiform Steptoe Ranch Pyrg	E	G1	NV
<i>Pyrgulopsis nevadensis</i> (Stearns, 1883)	Corded Pyrg	X	GX	NV
<i>Pyrgulopsis nonaria</i> Hershler, 1998	Ninemile Pyrg	E	G1	UT
<i>Pyrgulopsis notidicola</i> Hershler, 1998	Elongate Mud Meadows Pyrg	E	G1	NV
<i>Pyrgulopsis orbiculata</i> Hershler, 1998	Sub-globose Steptoe Ranch Pyrg	E	G1	NV
<i>Pyrgulopsis owensensis</i> Hershler, 1989	Owens Valley Springsnail	E	G1G2	CA, NV
<i>Pyrgulopsis owyheensis</i> Hershler and Liu, 2009	Owyhee Upland Pyrg	E	G1G2	OR
<i>Pyrgulopsis papillata</i> Hershler, 1998	Big Warm Spring Pyrg	E	G1	NV
<i>Pyrgulopsis pecosensis</i> (Taylor, 1987)	Pecos Springsnail	E	G1	NM
<i>Pyrgulopsis peculiaris</i> Hershler, 1998	Bifid Duct Pyrg	T	G2	NV, UT
<i>Pyrgulopsis pellita</i> Hershler, 1998	Antelope Valley Pyrg	E	G1	NV
<i>Pyrgulopsis perturbata</i> Hershler, 1989	Fish Slough Springsnail	E	G1G2	CA
<i>Pyrgulopsis pictilis</i> Hershler, 1998	Ovate Cain Spring Pyrg	E	G1	NV
<i>Pyrgulopsis pilsbryana</i> (Bailey and Bailey, 1952)	Bear Lake Springsnail	T	G2	ID, UT, WY
<i>Pyrgulopsis pisteri</i> Hershler and Sada, 1987	Median-gland Springsnail	E	G1	NV
<i>Pyrgulopsis planulata</i> Hershler, 1998	Flat-topped Steptoe Pyrg	E	G1	NV

Taxon	AFS common name	AFS status	G-rank	Inferred distribution
<i>Pyrgulopsis plicata</i> Hershler, 1998	Black Canyon Pyrg	E	G1	UT
<i>Pyrgulopsis robusta</i> (Walker, 1908)	Jackson Lake Springsnail	CS	G5	ID, OR, WA, WY
<i>Pyrgulopsis roswellensis</i> (Taylor, 1987)	Roswell Springsnail	E	G1	NM
<i>Pyrgulopsis ruinoso</i> Hershler, 1998	Fish Lake Pyrg	X	GX	NV
<i>Pyrgulopsis rupinicola</i> Hershler, Frest, Liu, and Johannes, 2003	Sucker Spring Pyrg	E	G1G2	CA
<i>Pyrgulopsis sadai</i> Hershler, 1998	Sada's Pyrg	E	G1	NV
<i>Pyrgulopsis sathos</i> Hershler, 1998	White River Valley Pyrg	T	G2	NV
<i>Pyrgulopsis saxatilis</i> Hershler, 1998	Sub-globose Snake Pyrg	E	G1	UT
<i>Pyrgulopsis serrata</i> Hershler, 1998	Northern Steptoe Pyrg	V	G3	NV
<i>Pyrgulopsis simplex</i> Hershler, 1988	Fossil Springsnail	E	G1G2	AZ
<i>Pyrgulopsis sola</i> Hershler, 1988	Brown Springsnail	E	G1	AZ
<i>Pyrgulopsis steamsiana</i> (Pilsbry, 1899)	Yaqui Springsnail	T	G2	CA
<i>Pyrgulopsis sterilis</i> Hershler, 1998	Sterile Basin Pyrg	E	G1	NV
<i>Pyrgulopsis sublata</i> Hershler, 1998	Lake Valley Pyrg	E	G1	NV
<i>Pyrgulopsis sulcata</i> Hershler, 1998	Southern Steptoe Pyrg	E	G1	NV
<i>Pyrgulopsis taylori</i> Hershler, 1995	San Luis Obispo Pyrg	E	G1	CA
<i>Pyrgulopsis texana</i> (Pilsbry, 1935)	Phantom Cavesnail	E	G1	TX
<i>Pyrgulopsis thermalis</i> (Taylor, 1987)	New Mexico Hot Spring-snail	E	G1	NM
<i>Pyrgulopsis thompsoni</i> Hershler, 1988	Huachuca Springsnail	T	G2	AZ
<i>Pyrgulopsis transversa</i> Hershler, 1998	Southern Bonneville Pyrg	T	G2	UT
<i>Pyrgulopsis trivialis</i> (Taylor, 1987)	Black River Springsnail	E	G1	AZ, NM
<i>Pyrgulopsis turbatrix</i> Hershler, 1998	Southeast Nevada Pyrg	T	G2	NV
<i>Pyrgulopsis umbilicata</i> Hershler, 1998	Southern Soldier Meadow Pyrg	E	G1	NV
<i>Pyrgulopsis variegata</i> Hershler, 1998	Northwest Bonneville Pyrg	T	G2	NV, UT
<i>Pyrgulopsis varneri</i> Heshler, Liu, and Sada, 2007	Varners Pyrg	E	G1	NV
<i>Pyrgulopsis ventricosa</i> Hershler, 1995	Clear Lake Pyrg	E	G1	CA
<i>Pyrgulopsis villacampae</i> Hershler, 1998	Duckwater Warm Springs Pyrg	E	G1	NV
<i>Pyrgulopsis vinyardi</i> Hershler, 1998	Vinyards Pyrg	E	G1	NV
<i>Pyrgulopsis wongi</i> Hershler, 1989	Wong's Pyrg	T	G2G3	CA, NV
<i>Rhapinema dacryon</i> Thompson, 1969	Teardrop Snail	CS	G5	AL, FL, GA
<i>Spilochlamys conica</i> Thompson, 1968	Conical Siltsnail	V	G3G4	FL, GA
<i>Spilochlamys gravis</i> Thompson, 1968	Armored Siltsnail	V	G3G4	FL
<i>Spilochlamys turgida</i> Thompson, 1969	Pumpkin Siltsnail	T	G2	GA
<i>Stiobia nana</i> Thompson, 1978	Sculpin Snail	E	G1	AL
<i>Texapyrgus longleyi</i> Thompson and Hershler, 1991	Striated Hydrobe	E	G1	TX
Lithoglyphidae	11 Genera, 72 species			
<i>Antrorbis breweri</i> Hershler and Thompson, 1990	Conical Siltsnail	E	G1	AL
<i>Clappia cahabensis</i> Clench, 1965	Armored Siltsnail	E	G1	AL
<i>Clappia umbilicata</i> (Walker, 1904)	Pumpkin Siltsnail	X	GX	AL
<i>Fluminicola ahjumawi</i> Hershler, Liu, Frest and Johannes, 2007	Sculpin Snail	V	G3	OR
<i>Fluminicola anserinus</i> Hershler, Liu, Frest and Johannes, 2007	Striated Hydrobe	E	G1	OR
<i>Fluminicola caballensis</i> Hershler, Liu, Frest and Johannes, 2007	Horse Creek pebblesnail	E	G1	OR
<i>Fluminicola coloradoensis</i> Morrison, 1940	Green River pebblesnail	T	G2G3	ID, UT, WY
<i>Fluminicola dalli</i> (Call, 1884)	Pyramid Lake pebblesnail	E	G1	NV
<i>Fluminicola erosus</i> Hershler, Liu, Frest and Johannes, 2007	Smokey Charley pebblesnail	E	G1	OR
<i>Fluminicola favillaceus</i> Hershler, Liu, Frest and Johannes, 2007	Ash Valley pebblesnail	E	G1	OR

Taxon	AFS common name	AFS status	G-rank	Inferred distribution
<i>Fluminicola fremonti</i> Hershler, Liu, Frest and Johannes, 2007	Fremont pebblesnail	E	G1	OR
<i>Fluminicola fuscus</i> (Haldeman, 1847)	Ashy pebblesnail	T	G2	ID, MT, OR, WA, WY; Canada: BC
<i>Fluminicola gustafsoni</i> Hershler and Liu, 2012	Salmon River pebblesnail	V	G3	ID, WA
<i>Fluminicola insolitus</i> Hershler, 1999	Strange pebblesnail	E	G1	OR
<i>Fluminicola lunsfordensis</i> Hershler, Liu, Frest and Johannes, 2007	Lunsford Pebblesnail	E	G1	CA
<i>Fluminicola minutissimus</i> Pilsbry, 1907	Pixie Pebblesnail	Xp	GH	ID
<i>Fluminicola modoci</i> Hannibal, 1912	Modoc Pebblesnail	E	G1	CA, OR
<i>Fluminicola multifarius</i> Hershler, Liu, Frest and Johannes, 2007	Shasta Pebblesnail	T	G2	OR
<i>Fluminicola neritoides</i> Hershler, Liu, Frest and Johannes, 2007	Willow Creek Pebblesnail	E	G1	OR
<i>Fluminicola nuttallianus</i> (Lea, 1838)	Dusky Pebblesnail	Xp	GH	OR
<i>Fluminicola potemicus</i> Hershler, Liu, Frest and Johannes, 2007	Potem Creek Pebblesnail	E	G1	OR
<i>Fluminicola scopulinus</i> Hershler, Liu, Frest and Johannes, 2007	Castle Creek Pebblesnail	E	G1	OR
<i>Fluminicola seminalis</i> (Hinds, 1842)	Nugget Pebblesnail	T	G2	CA
<i>Fluminicola turbiniformis</i> (Tryon, 1865)	Turban Pebblesnail	V	G3	CA, NV, OR
<i>Fluminicola umbilicatus</i> Hershler, Liu, Frest and Johannes, 2007	Goose Valley Pebblesnail	E	G1	OR
<i>Fluminicola virens</i> (Lea, 1838)	Olympia Pebblesnail	T	G2	OR, WA
<i>Fluminicola virginius</i> Hershler, 1999	Virginia Mountains Pebblesnail	E	G1	NV
<i>Fluminicola warnerensis</i> Hershler, Liu, Frest and Johannes, 2007	Topaz Pebblesnail	T	G2	OR
<i>Gillia altilis</i> (Lea, 1841)	Buffalo Pebblesnail	CS	G5	MD, NC, NJ, NY, PA, SC, VA, VT, WV; Canada: ON
<i>Holsingeria unthakensis</i> Hershler, 1989	Thankless Ghostsnail	T	G2	VA
<i>Lepyrium showalteri</i> (Lea, 1861)	Flat Pebblesnail	E	G1	AL
<i>Phreatoceras taylori</i> (Hershler and Longley, 1986)	Nymph Trumpet	E	G1G2	TX
<i>Phreatodrobia conica</i> Hershler and Longley, 1986	Hueco Cavesnail	E	G1	TX
<i>Pristinicola hemphilli</i> (Pilsbry, 1890)	Pristine Pyrg	V	G3	CA, ID, OR, WA
<i>Somatogyrus alcoviensis</i> Krieger, 1972	Reverse Pebblesnail	E	G1	GA
<i>Somatogyrus amnicoloides</i> Walker, 1915	Ouachita Pebblesnail	U	GU	AR
<i>Somatogyrus aureus</i> Tryon, 1865	Golden Pebblesnail	U	GU	AL, TN
<i>Somatogyrus biangulatus</i> Walker, 1906	Angular Pebblesnail	U	GU	AL
<i>Somatogyrus constrictus</i> Walker, 1904	Knotty Pebblesnail	U	GU	AL
<i>Somatogyrus coosaensis</i> Walker, 1904	Coosa Pebblesnail	U	GU	AL
<i>Somatogyrus crassilabris</i> Walker, 1915	Thick-lip Pebblesnail	Xp	GH	AR
<i>Somatogyrus crassus</i> Walker, 1904	Stocky Pebblesnail	U	GU	AL
<i>Somatogyrus currierianus</i> (Lea, 1863)	Tennessee Pebblesnail	U	GU	AL
<i>Somatogyrus decipiens</i> Walker, 1909	Hidden Pebblesnail	U	GU	AL
<i>Somatogyrus depressus</i> (Tryon, 1862)	Sandbar Pebblesnail	T	G2	IA, IL, MO, WI
<i>Somatogyrus excavatus</i> Walker, 1906	Ovate Pebblesnail	U	GU	AL
<i>Somatogyrus georgianus</i> Walker, 1904	Cherokee Pebblesnail	U	GU	AL, GA, TN
<i>Somatogyrus hendersoni</i> Walker, 1909	Fluted Pebblesnail	U	GU	AL
<i>Somatogyrus hinkleyi</i> Walker, 1904	Granite Pebblesnail	U	GU	AL
<i>Somatogyrus humerosus</i> Walker, 1906	Atlas Pebblesnail	U	GU	AL
<i>Somatogyrus integra</i> (Say, 1829)	Ohio Pebblesnail	V	G3	IL, IN, KY, OH, PA
<i>Somatogyrus nanus</i> Walker, 1904	Dwarf Pebblesnail	U	GU	AL
<i>Somatogyrus obtusus</i> Walker, 1904	Moon Pebblesnail	U	GU	AL
<i>Somatogyrus parvulus</i> Tryon, 1865	Sparrow Pebblesnail	E	G1G2Q	TN
<i>Somatogyrus pennsylvanicus</i> Walker, 1904	Shale Pebblesnail	V	G3	PA, VA, WV
<i>Somatogyrus pilsbryanus</i> Walker, 1904	Tallapoosa Pebblesnail	U	GU	AL
<i>Somatogyrus pumilus</i> (Conrad, 1834)	Compact Pebblesnail	U	GU	AL

Taxon	AFS common name	AFS status	G-rank	Inferred distribution
<i>Somatogyrus pygmaeus</i> Walker, 1909	Pygmy Pebblesnail	U	GU	AL
<i>Somatogyrus quadratus</i> Walker, 1906	Quadrate Pebblesnail	U	GU	AL
<i>Somatogyrus rheophilus</i> Thompson, 1984	Flint Pebblesnail	E	G1	GA
<i>Somatogyrus rosewateri</i> Gordon, 1986	Elk Pebblesnail	E	G1	MO
<i>Somatogyrus sargenti</i> Pilsbry, 1895	Mud Pebblesnail	U	GU	AL
<i>Somatogyrus strengi</i> Pilsbry and Walker, 1906	Rolling Pebblesnail	U	GU	AL
<i>Somatogyrus substriatus</i> Walker, 1906	Choctaw Pebblesnail	U	GU	AL, MS
<i>Somatogyrus tenax</i> Thompson, 1969	Savannah Pebblesnail	T	G2G3	GA
<i>Somatogyrus tennesseensis</i> Walker, 1906	Opaque Pebblesnail	U	GU	AL, MS, TN
<i>Somatogyrus trothis</i> Doherty, 1878	[uncertain classification]	U	GU	KY
<i>Somatogyrus tryoni</i> Pilsbry and Baker, 1927	Coldwater Pebblesnail	T	G2G3	IL, MN, WI
<i>Somatogyrus virginicus</i> Walker, 1904	Panhandle Pebblesnail	T	G2G3	NC, SC, VA
<i>Somatogyrus walkerianus</i> Aldrich, 1905	Gulf Coast Pebblesnail	T	G2G3	AL, FL
<i>Somatogyrus wheeleri</i> Walker, 1915	Channelled Pebblesnail	Xp	GH	AR
<i>Taylorconcha insperata</i> Hershler, Liu, Frest, Johannes, and Clark, 2006	Unexpected Pebblesnail	E	G1	ID, OR
<i>Taylorconcha serpenticola</i> Hershler, Frest, Johannes, Bowler, and Thompson, 1994	Bliss Rapids Snail	E	G1	ID
Family Pleuroceridae	7 Genera, 162 species			
<i>Athearnia anthonyi</i> (Redfield, 1854)	Anthony's Riversnail	E	G1	AL, GA, TN
<i>Athearnia crassa</i> (Haldeman, 1841)	Boulder Snail	X	GX	TN
<i>Elimia acuta</i> (Lea, 1831)	Acute Elimia	T	G2	AL, TN
<i>Elimia alabamensis</i> (Lea, 1861)	Mud Elimia	T	G2	AL
<i>Elimia albanyensis</i> (Lea, 1864)	Black-crest Elimia	V	G3	AL, FL, GA
<i>Elimia ampla</i> (Anthony, 1854)	Ample Elimia	E	G1	AL
<i>Elimia annae</i> Mihalcik and Thompson, 2002	Rainbow Elimia	V	G3	AL
<i>Elimia annetae</i> (Goodrich, 1941)	Lilyshoals Elimia	T	G2	AL
<i>Elimia arachnoidea</i> (Anthony, 1854)	Spider Elimia	T	G2	TN, VA
<i>Elimia aterina</i> (Lea, 1863)	Coal Elimia	T	G2	TN, VA
<i>Elimia atearni</i> (Clench and Turner, 1956)	Knobby Elimia	V	G3Q	FL
<i>Elimia bellacrenata</i> (Haldeman, 1841)	Princess Elimia	E	G1Q	AL
<i>Elimia bellula</i> (Lea, 1861)	Walnut Elimia	E	G1	AL
<i>Elimia boykiniana</i> (Lea, 1840)	Flaxen Elimia	T	G2	AL, GA
<i>Elimia brevis</i> (Reeve, 1860)	Short Spire Elimia	X	GX	AL
<i>Elimia broccata</i> Thompson, 2000	Brooch Elimia	E	G1	AL
<i>Elimia buffyae</i> Mihalcik and Thompson, 2002	Iris Elimia	CS	G4	AL, FL
<i>Elimia bullula</i> (Lea, 1861)	Yellowleaf Elimia	E	G1G2Q	AL
<i>Elimia caelatura</i> (Reeve, 1860)	Savannah Elimia	V	G3	GA
<i>Elimia cahawbensis</i> (Lea, 1841)	Cahaba Elimia	CS	G4	AL
<i>Elimia capillaris</i> (Lea, 1861)	Spindle Elimia	X	GX	AL, GA
<i>Elimia carinifera</i> (Lamarck, 1822)	Sharp-crest Elimia	CS	G5	AL, GA, TN
<i>Elimia carinocostata</i> (Lea, 1854)	Fluted Elimia	CS	G4Q	AL, GA
<i>Elimia catenaria</i> (Say, 1822)	Gravel Elimia	CS	G4	GA, NC, SC, VA
<i>Elimia catenoides</i> (Lea, 1842)	Lirate Elimia	U	GU	AL, GA
<i>Elimia chiltonensis</i> (Goodrich, 1941)	Prune Elimia	E	G1G2	AL
<i>Elimia christyi</i> (Lea, 1862)	Knotty Elimia	T	G2	NC, TN
<i>Elimia clara</i> (Anthony, 1854)	Riffle Elimia	V	G3	AL
<i>Elimia clausa</i> (Lea, 1861)	Closed Elimia	X	GX	AL
<i>Elimia clavaeformis</i> (Lea, 1841)	Club Elimia	CS	G4	NC, TN, VA
<i>Elimia clenchi</i> (Goodrich, 1924)	Slackwater Elimia	V	G3	AL, FL
<i>Elimia cochliaris</i> (Lea, 1868)	Cockle Elimia	E	G1	AL
<i>Elimia comalensis</i> (Pilsbry, 1890)	Balcones Elimia	T	G2	TX
<i>Elimia comma</i> (Conrad, 1834)	Hispid Elimia	T	G2	AL
<i>Elimia costifera</i> (Reeve, 1861)	Corded Elimia	V	G2G4	IL, KY

Taxon	AFS common name	AFS status	G-rank	Inferred distribution
<i>Elimia crenatella</i> (Lea, 1860)	Lacey Elimia	E	G1	AL
<i>Elimia curreyana</i> (Lea, 1841)	Amber Elimia	V	G3	KY, TN
<i>Elimia cylindracea</i> (Conrad, 1834)	Cylinder Elimia	T	G2	AL, MS
<i>Elimia darwini</i> Mihalcik and Thompson, 2002	Pup Elimia	E	G1	GA
<i>Elimia dickinsoni</i> (Clench and Turner, 1956)	Stately Elimia	V	G3	AL, FL
<i>Elimia dislocata</i> (Reeve, 1861)	Lapped Elimia	CS	G4Q	NC, SC, VA
<i>Elimia dooleyensis</i> (Lea, 1862)	Graphite Elimia	CS	G5	AL, FL, GA
<i>Elimia ebenum</i> (Lea, 1841)	Ebony Elimia	CS	G5	KY, TN
<i>Elimia edgariana</i> (Lea, 1841)	Cumberland Elimia	V	G3	KY, TN
<i>Elimia exusta</i> Mihalcik and Thompson, 2002	Fire Elimia	T	G2	AL
<i>Elimia fascians</i> (Lea, 1861)	Banded Elimia	V	G3	AL
<i>Elimia flava</i> (Lea, 1862)	Yellow Elimia	CS	G4	AL
<i>Elimia floridensis</i> (Reeve, 1860)	Rasp Elimia	CS	G5	FL, GA
<i>Elimia fusiformis</i> (Lea, 1861)	Fusiform Elimia	X	GX	AL
<i>Elimia gibbera</i> (Goodrich, 1922)	Shouldered Elimia	X	GX	AL
<i>Elimia glareata</i> Mihalcik and Thompson, 2002	Gravel Elimia	V	G3	AL
<i>Elimia godwini</i> Thompson, 2000	Rusty Elimia	T	G2	AL
<i>Elimia hartmaniana</i> (Lea, 1861)	High-spined Elimia	X	GX	AL
<i>Elimia haysiana</i> (Lea, 1843)	Silt Elimia	V	G3	AL
<i>Elimia hydeii</i> (Conrad, 1834)	Gladiator Elimia	T	G2	AL
<i>Elimia impressa</i> (Lea, 1841)	Constricted Elimia	X	GX	AL
<i>Elimia inclinans</i> (Lea, 1862)	Slanted Elimia	E	G1G2Q	GA
<i>Elimia interveniens</i> (Lea, 1862)	Slowwater Elimia	T	G2	AL, TN
<i>Elimia induta</i> (Lea, 1862)	Gem Elimia	T	G2	GA
<i>Elimia jonesi</i> (Goodrich, 1936)	Hearty Elimia	X	GX	AL
<i>Elimia lachryma</i> (Reeve, 1861)	Teardrop Elimia	E	G1	AL
<i>Elimia laeta</i> (Jay, 1839)	Ribbed Elimia	X	GX	AL
<i>Elimia laqueata</i> (Say, 1829)	Panel Elimia	CS	G5	AL, KY, TN
<i>Elimia lecontiana</i> (Lea, 1841)	Rippled Elimia	V	G3	AL, GA
<i>Elimia livescens</i> (Menke, 1830)	Liver Elimia	CS	G5	IA, IL, IN, KY, MI, NY, OH, PA, VT, WI; Canada: ON, QC
<i>Elimia macglameriana</i> (Goodrich, 1936)	Wrinkled Elimia	X	GX	AL, GA
<i>Elimia melanoides</i> (Conrad, 1834)	Black Mudalia	T	G2	AL
<i>Elimia mihalcikai</i> Thompson, 2000	Latticed Elimia	E	G1	AL
<i>Elimia modesta</i> (Lea, 1845)	Coldwater Elimia	CS	G5	AL, GA
<i>Elimia mutabilis</i> (Lea, 1862)	Oak Elimia	T	G2Q	GA
<i>Elimia nassula</i> (Conrad, 1834)	Round-ribbed Elimia	E	G1	AL
<i>Elimia olivula</i> (Conrad, 1834)	Caper Elimia	E	G1	AL
<i>Elimia ornata</i> (Lea, 1868)	Ornate Elimia	E	G1	GA
<i>Elimia paupercula</i> (Lea, 1862)	Sooty Elimia	CS	G4Q	AL
<i>Elimia perstriata</i> (Lea, 1852)	Engraved Elimia	E	G1	AL
<i>Elimia pilsbryi</i> (Goodrich, 1927)	Rough-jined Elimia	X	GX	AL
<i>Elimia plicatastriata</i> (Wetherby, 1876)	Carved Elimia	T	G2G3	KY, TN
<i>Elimia porrecta</i> (Lea, 1863)	Nymph Elimia	T	G2	TN
<i>Elimia potosiensis</i> (Lea, 1841)	Pyramid Elimia	CS	G5	AR, KS, MO, OK
<i>Elimia proxima</i> (Say, 1825)	Sprite Elimia	CS	G5	GA, NC, SC, VA, WV
<i>Elimia pupaeformis</i> (Lea, 1864)	Pupa Elimia	X	GX	AL
<i>Elimia pupoidea</i> (Anthony, 1854)	Bot Elimia	X	GX	AL
<i>Elimia pybasii</i> (Lea, 1862)	Spring Elimia	T	G2Q	AL
<i>Elimia pygmaea</i> (Smith, 1936)	Pygmy Elimia	X	GX	AL
<i>Elimia semicarinata</i> (Say, 1829)	Fine-ridged Elimia	CS	G5	IN, KY, OH
<i>Elimia showalterii</i> (Lea, 1860)	Compact Elimia	E	G1	AL
<i>Elimia simplex</i> (Say, 1825)	Smooth Elimia	CS	G5	NC, TN, VA, WV
<i>Elimia striatula</i> (Lea, 1842)	File Elimia	T	G2	GA, TN
<i>Elimia strigosa</i> (Lea, 1841)	Brook Elimia	T	G2	TN

Taxon	AFS common name	AFS status	G-rank	Inferred distribution
<i>Elimia symmetrica</i> (Haldeman, 1841)	Symmetrical Elimia	CS	G4Q	NC, VA
<i>Elimia taitiana</i> (Lea, 1841)	Dented Elimia	V	G3Q	AL, FL
<i>Elimia teres</i> (Lea, 1841)	Elegant Elimia	E	G1	TN
<i>Elimia teretria</i> Thompson, 2000	Auger Elimia	E	G1	AL
<i>Elimia timida</i> (Goodrich, 1942)	Timid Elimia	E	G1	GA
<i>Elimia troostiana</i> (Lea, 1838)	Mossy Elimia	E	G1	TN
<i>Elimia ucheensis</i> (Lea, 1862)	Creek Elimia	V	G3	AL
<i>Elimia vanhuyningiana</i> (Goodrich, 1921)	Goblin Elimia	CS	G5	FL
<i>Elimia vanuxemiana</i> (Lea, 1843)	Cobble Elimia	E	G1Q	AL
<i>Elimia varians</i> (Lea, 1861)	Puzzle Elimia	T	G2Q	AL
<i>Elimia variata</i> (Lea, 1861)	Squat Elimia	T	G2Q	AL
<i>Elimia viennaensis</i> (Lea, 1862)	Slough Elimia	CS	G4	AL, GA
<i>Elimia virginica</i> (Say, 1817)	Piedmont Elimia	CS	G5	CT, MA, MD, NC, NJ, NY, PA, VA, WV
<i>Gyrotoma excisa</i> (Lea, 1843)	Excised Slitshell	X	GX	AL
<i>Gyrotoma lewisii</i> (Lea, 1869)	Striate Slitshell	X	GX	AL
<i>Gyrotoma pagoda</i> (Lea, 1845)	Pagoda Slitshell	X	GX	AL
<i>Gyrotoma pumila</i> (Lea, 1860)	Ribbed Slitshell	X	GX	AL
<i>Gyrotoma pyramidata</i> (Shuttleworth, 1845)	Pyramid Slitshell	X	GX	AL
<i>Gyrotoma walkeri</i> (Smith, 1924)	Round Slitshell	X	GX	AL
<i>Io fluviialis</i> (Say, 1825)	Spiny Riversnail	T	G2	AL, GA, TN, VA
<i>Leptoxis ampla</i> (Anthony, 1855)	Round Rocksnail	T	G2	AL
<i>Leptoxis arkansensis</i> (Hinkley, 1915)	Arkansas Mudalia	E	G1	AR, MO
<i>Leptoxis carinata</i> (Bruquiere, 1792)	Crested Mudalia	CS	G5	MD, NC, NJ, NY, PA, VA, WV
<i>Leptoxis clipeata</i> (Smith, 1922)	Agate Rocksnail	X	GX	AL
<i>Leptoxis compacta</i> (Anthony, 1854)	Oblong Rocksnail	E	G1	AL
<i>Leptoxis dilatata</i> (Conrad, 1835)	Seep Mudalia	V	G3	NC, PA, VA, WV
<i>Leptoxis foremani</i> (Lea, 1843)	Interrupted Rocksnail	E	G1	AL, GA
<i>Leptoxis formosa</i> (Lea, 1860)	Maiden Rocksnail	X	GX	AL, GA
<i>Leptoxis ligata</i> (Anthony, 1860)	Rotund Rocksnail	X	GX	AL
<i>Leptoxis lirata</i> (Smith, 1922)	Lirate Rocksnail	X	GX	AL
<i>Leptoxis minor</i> (Hinkley, 1912)	Knob Mudalia	X	GX	AL
<i>Leptoxis occultata</i> (Smith, 1922)	Bigmouth Rocksnail	X	GX	AL
<i>Leptoxis picta</i> (Conrad, 1834)	Spotted Rocksnail	E	G1	AL
<i>Leptoxis plicata</i> (Conrad, 1834)	Plicate Rocksnail	E	G1	AL
<i>Leptoxis praerosa</i> (Say, 1821)	Onyx Rocksnail	CS	G5	AL, GA, IL, IN, KY, OH, TN, VA
<i>Leptoxis showalterii</i> (Lea, 1860)	Coosa Rocksnail	X	GX	AL
<i>Leptoxis taeniata</i> (Conrad, 1834)	Painted Rocksnail	E	G1	AL
<i>Leptoxis torrefacta</i> (Goodrich, 1922)	Squat Rocksnail	X	GX	AL
<i>Leptoxis trilineata</i> (Say, 1829)	Broad Mudalia	X	GX	IN, KY, OH
<i>Leptoxis umbilicata</i> (Wetherby, 1876)	Umbilicate Rocksnail	E	G1Q	TN
<i>Leptoxis virgata</i> (Lea, 1841)	Smooth Mudalia	T	G2	AL, NC, TN, VA
<i>Leptoxis vittata</i> (Lea, 1860)	Stripped Rocksnail	X	GX	AL
<i>Lithasia armigera</i> (Say, 1821)	Armored Rocksnail	V	G3G4	AL, IL, IN, KY, OH, TN, WV
<i>Lithasia curta</i> (Lea, 1868)	Knobby Rocksnail	E	G1	AL, KY, TN
<i>Lithasia duttoniana</i> (Lea, 1841)	Helmet Rocksnail	T	G2	TN
<i>Lithasia geniculata</i> Haldeman, 1840	Ornate Rocksnail	V	G3	AL, IL, KY, TN
<i>Lithasia hubrichti</i> Clench, 1956	Big Black Rocksnail	X	GX	MS
<i>Lithasia jayana</i> (Lea, 1841)	Rugose Rocksnail	X	GX	TN
<i>Lithasia lima</i> (Conrad, 1834)	Warty Rocksnail	T	G2	AL, MS, TN
<i>Lithasia obovata</i> (Say, 1829)	Shawnee Rocksnail	CS	G4	IL, IN, KY, OH, PA, TN
<i>Lithasia salebrosa</i> (Conrad, 1834)	Muddy Rocksnail	V	G3	AL, KY, TN
<i>Lithasia spicula</i> Minton, Savarese, and Campbell, 2005	Harpeth Rocksnail	E	G1	TN
<i>Lithasia verrucosa</i> (Rafinesque, 1820)	Varicose Rocksnail	CS	G4	AL, AR, IN, IL, KY, NC, OH, PA, TN, WV

Taxon	AFS common name	AFS status	G-rank	Inferred distribution
<i>Pleurocera acuta</i> Rafinesque, 1831	Sharp Hornsnail	CS	G5	AR, IA, IL, IN, KS, KY, LA, MI, MN, MO, MS, NE, NY, OH, PA, TN, VT, WI, WV; Canada: ON, QC
<i>Pleurocera alveare</i> (Conrad, 1834)	Rugged Hornsnail	CS	G4	AL, AR, IL, IN, KY, MO, TN
<i>Pleurocera annulifera</i> (Conrad, 1834)	Ringed Hornsnail	V	G3	AL
<i>Pleurocera brumbyi</i> (Lea, 1852)	Spiral Hornsnail	T	G2	AL
<i>Pleurocera canaliculata</i> (Say, 1821)	Silty Hornsnail	CS	G5	AL, AR, IL, IN, KY, LA, MS, OH, PA, TN, VA, WV
<i>Pleurocera corpulenta</i> Anthony, 1854	Corpulent Hornsnail	E	G1	AL, TN
<i>Pleurocera curta</i> (Haldeman, 1841)	Shortspire Hornsnail	T	G2	AL, KY, TN
<i>Pleurocera foremani</i> (Lea, 1843)	Rough Hornsnail	E	G1	AL
<i>Pleurocera gradata</i> (Anthony, 1854)	Bottle Hornsnail	V	G3	TN, VA
<i>Pleurocera nobilis</i> (Lea, 1845)	Noble Hornsnail	T	G2Q	AL, TN
<i>Pleurocera parva</i> (Lea, 1862)	Dainty Hornsnail	V	G3	NC, TN
<i>Pleurocera postelli</i> (Lea, 1862)	Broken Hornsnail	T	G2	AL
<i>Pleurocera prasinata</i> (Conrad, 1834)	Smooth Hornsnail	CS	G4	AL
<i>Pleurocera pyrenella</i> (Conrad, 1834)	Skirted Hornsnail	T	G2	AL, GA
<i>Pleurocera showalteri</i> (Lea, 1862)	Upland Hornsnail	T	G2Q	AL, GA
<i>Pleurocera striatum</i> (Lea, 1863)	Striate Hornsnail	T	G2Q	AL, GA
<i>Pleurocera trochiformis</i> (Conrad, 1834)	Sulcate Hornsnail	T	G2Q	AL, GA, TN
<i>Pleurocera uncialis</i> (Reeve, 1861)	Pagoda Hornsnail	CS	G4	NC, TN, VA
<i>Pleurocera vestita</i> (Conrad, 1834)	Brook Hornsnail	V	G3	AL, GA
<i>Pleurocera walkeri</i> Goodrich, 1928	Telescope Hornsnail	V	G3	AL, GA, KY, TN
Family Semisulcospiridae	1 Genus, 11 species			
<i>Juga acutifilosa</i> (Stearns, 1890)	Topaz Juga	T	G2	CA, OR
<i>Juga bulbosa</i> (Gould, 1847)	Bulb Juga	E	G1	OR
<i>Juga chacei</i> (Henderson, 1935)	Chace Juga	E	G1	CA, OR
<i>Juga hemphilli</i> (Henderson, 1935)	Barren Juga	T	G2	OR, WA; Canada: BC
<i>Juga interioris</i> (Goodrich, 1944)	Smooth Juga	E	G1	NV
<i>Juga laurae</i> (Goodrich, 1944)	Oasis Juga	E	G1	CA, NV
<i>Juga newberryi</i> (Lea, 1860)	Banded Juga	E	G1	OR
<i>Juga nigrina</i> (Lea, 1856)	Black Juga	V	G3	CA, NV, OR
<i>Juga occata</i> (Hinds, 1844)	Scalloped Juga	E	G1	CA
<i>Juga plicifera</i> (Lea, 1838)	Pleated Juga	V	G3	CA, OR, WA; Canada: BC
<i>Juga silicula</i> (Gould, 1847)	Glassy Juga	CS	G4	WA; Canada: BC
Family Pomatiopsidae	1 Genus, 6 species			
<i>Pomatiopsis binneyi</i> Tryon, 1863	Robust Walker	E	G1	CA, OR
<i>Pomatiopsis californica</i> Pilsbry, 1899	Pacific Walker	E	G1	CA, OR
<i>Pomatiopsis chacei</i> Pilsbry, 1937	Marsh Walker	E	G1	CA, OR
<i>Pomatiopsis cincinnatiensis</i> (Lea, 1840)	Brown Walker	CS	G4	IA, IL, IN, KY, MI, OH, TN, VA
<i>Pomatiopsis hinkleyi</i> Pilsbry, 1896	Tennessee River Walker	X	GXQ	AL, TN
<i>Pomatiopsis lapidaria</i> (Say, 1817)	Slender Walker	CS	G5	AL, AR, CT, DE, GA, FL, IA, IL, IN, KS, KY, LA, MA, MD, MI, MN, MO, MS, NC, NJ, NM, NY, OH, OK, PA, SC, SD, TN, TX, VA, WI, WV; Canada: ON, QC
Family Valvatidae	1 Genus, 10 species			
<i>Valvata bicarinata</i> Lea, 1841	Two-ridge Valvata	CS	G5	AL, AR, GA, IA, IL, IN, KY, MI, NC, NJ, NY, PA, TN, VA, WI
<i>Valvata humeralis</i> Say, 1829	Glossy Valvata	CS	G5Q	AZ, CA, CO, ID, MT, NV, OR, UT, WA, WY; Canada: BC
<i>Valvata lewisi</i> Currier, 1868	Fringed Valvata	CS	G5	AK, IA, IN, ME, MI, MN, MT, NY, VT, WA, WI; Canada: AB, BC, LB, MB, NB, NF, NS, NT, ON, PE, QC, SK, YT
<i>Valvata mergella</i> Westerlund, 1883	Rams-horn Valvata	T	G2	AK, WA; Canada: BC
<i>Valvata perdepressa</i> Walker, 1906	Purplecap Valvata	V	G3	IL, IN, MI, NY, OH, PA, WI; Canada: ON
<i>Valvata sincera</i> Say, 1824	Mossy Valvata	CS	G5	AK, CO, CT, IA, ID, IL, IN, MA, ME, MI, MN, MT, NC, ND, NH, NY, PA, SD, VT, WI, WY; Canada: AB, BC, LB, MB, NT, NU, ON, QC, SK, YT
<i>Valvata tricarinata</i> (Say, 1817)	Threeridge Valvata	CS	G5	AR, CT, IA, ID, IL, IN, KS, KY, MA, MD, ME, MI, MN, MT, ND, NE, NH, NJ, NY, OH, PA, RI, SD, VA, VT, WA, WI, WY; Canada: AB, BC, MB, NB, NT, ON, QC, SK
<i>Valvata utahensis</i> Call, 1884	Desert Valvata	E	G1	ID, UT
<i>Valvata virens</i> Tryon, 1863	Emerald Valvata	Xp	GH	CA
<i>Valvata winnebagoensis</i> Baker, 1928	Flanged Valvata	T	G2	MI, MN, WI; Canada: ON

