



Helping children through stories




Have you thought how stories can offer a way of supporting children through some of life's challenges? As they grow, children are faced with a variety of situations. Some of these may be exciting, like making new friends. But very often they can be difficult and then children may need your help. There are many wonderful stories about the challenging situations and events that children may face, such as starting school, separation, illness, the death of a loved one, divorce, prejudice and bullying.

Ku pfuna vana hi mitsheketo

Xana u tshama u anakanya hilaha mitsheketo yi nga nyikaka nseketelo hakona eka vana va wena eka mitlonthlo ya vutomi? Loko va ri karhi va kula, vana va hlangana na swiyimo swo hambanahambana. Swin'wana swa swona swa tsakisa, kufana na ku endla vunghana lebyintshwa. Kambe hi mikarhi leyo tala va hlangana na swiyimo swo tika hikwalaho vana va nga lava ku pfuniwa hi wena. Ku na mitsheketo yo hlamarisa ya swiyimo leswi nga ni mitlonthlo na swilo leswi vana va nga hlanganaka na swona, kufana na ku sungula xikolo, ku hambana, vuvabyi, ku lova ka murhandziwa, ku thalana, ku vavisiwa na ku hluphiwa.

HOW TO USE STORIES TO HELP CHILDREN COPE

1. Find a story that you like, with a character who has to deal with an issue that your child is facing, or one that might interest him or her. Ask someone who knows storybooks well (like a librarian, bookshop assistant, teacher, counsellor or another parent) to help you choose, or look on the internet for suitable stories.
2. Read and get to know the story yourself before sharing it with your child or a group of children.
3. Think aloud and ask open-ended questions about the story during and after reading it to children. Open-ended questions have no right or wrong answers and help children to reflect on, explore and talk about their concerns, feelings and ideas. Here are some questions for you to try:
 - ★ How would you feel if ...?
 - ★ If I were him, I wonder what I'd do ...
 - ★ I wonder why she said/did that?
 - ★ What do you think is going to happen next?
 - ★ What would you do if ...?
 - ★ What do you do when ...?
4. Find some more ways, related to the story, for children to continue to explore their thoughts and feelings. For example, children can:
 - ★ retell the story in their own way and/or act it out
 - ★ draw a picture about the story or that is inspired by it
 - ★ write a note or letter to one of the story characters
 - ★ tell and/or act out their own stories.



MATIRHISELO YA MITSHEKETO KU PFUNA VANA KU TIYISELA

1. Kuma ntsheketo lowu u wu rhandzaka, lowu nga ni ximunhuhata lexi hlanganaka na xiyimo lexi n'wana wa wena a hlanganaka na xona, kumbe wun'wana lowu nga n'wi tsakisaka. Vutisa un'wana loyi a tivaka tibuku ta mitsheketo kahle (kufana na mulayiburari, mupfuni eka vhengele ra tibuku, mudyondzisi, mukhongoteri kumbe mutswari un'wani) ku ku pfuna ku hlawula, kumbe u languta eka inthanete ku kuma mitsheketo leyi nga fanela.
2. Hlaya u tiva ntsheketo wena hi wexe u nga si avelana wona na vana va wena kumbe ntlawa wa vana.
3. Anakanya swinene na u tlhela u vutisa swivutiso leswi nga na tinhlamulo to tala hi ntsheketo hi nkarhi wa ku hlayela vana. Swivutiso swa tinhlamulo to tala swi hava nhlamulo leyi nga yona kumbe leyi nga riki yona naswona swi pfuna vana ku anakanyisa hi swona, ku valanga na ku vulavula hi swivutiso swa vana, matitwelo na mianakanyo ya vana. Hi leswi swivutiso swin'wana ku swi ringeta:
 - ★ Xana u nga titwa njhani loko ...?
 - ★ Loko a ndzi ri yena, a ndzi tivi leswaku a ndzi ta endla yini ...
 - ★ A ndzi tivi leswaku hikwalahokayini a vule/endle leswi?
 - ★ Xana u anakanya leswaku ku ta humelela yini eka nkarhi lowu taka?
 - ★ Xana a wu ta endla yini loko ...?
 - ★ Xana u endla yini loko ...?
4. Kuma tindlela tin'wana, leti fambelanaka na ntsheketo, leswaku vana va ya emahlweni va kumisisa mianakanyelo na matitwelo ya vana. Xikombiso, vana va nga:
 - ★ tsheketa ntsheketi nakambe hi ndlela ya vana na kumbe ku wu encenyeta
 - ★ dirowa xifaniso hi ntsheketo kumbe lexi nga va hlohlotela
 - ★ tsala xitlukani kumbe papila va tsalela xin'wana xa swimunhuhata
 - ★ tsheketa na/kumbe ku encenyeta mitsheketo ya vana.

How stories can help

- ★ When children discover story characters who have had similar experiences as they have, it helps them feel less alone and may also help them to better understand and cope with a challenging situation.
- ★ Many children find it difficult to identify and communicate how they are feeling. Reading stories can help them understand themselves better and can give you all a great starting point for discussions.

Ndlela leyi mitsheketo yi nga pfunaka

- ★ Loko vana va kuma swimunhuhata eka ntsheketo leswi nga ni swiyimo leswi fanaka na swa vana, swi va endla leswaku va nga titwi ngopfu va ri voxo naswona swi va pfuna ku twisisa na ku tiyisela xiyimo lexi tisaka tlhonthlo.
- ★ Vana vo tala swa va tikela ku kuma na ku vulavula hilaha va titwaka hakona. Ku hlaya mitsheketo swi nga va pfuna ku titwisisa ku antswa naswona swi nga mi nyika ndlela ya kahle yo sungula ku burisana.



IT STARTS WITH
A STORY.
SWI SUNGULA HI
NTSHEKETO

Stories@school

Do you want to encourage the children in your class to keep reading and writing? Here are two easy ideas to try!

- Invite the children to express their opinions about the books and Nalibali Supplement stories they have read. Let them fold A4 sheets of paper in half and glue them together to make reading record cards. Ask them to write their names at the top and to draw three columns. Each week they can write the names of the books and stories they have read in the first column, and in the second column they can rate the book or story from 1–5 to show how much they enjoyed it. Encourage them to write the reasons for their rating in the third column.
- Celebrate any writing that the children have done by asking them to read their stories or poems aloud to other children in your class or other classes. If you can, also display their writing so that other children can read it at their leisure!



Mitsheketo exikolweni

Xana u lava ku hlohotela vana va tllasi ya wena ku ya emahlweni va hlaya na ku tsala? Hi leyi mianakanyo mimbirhi yo olova ku yi ringetaka!

- Rhamba vana ku ta nyika mavonelo ya vona mayelana na tibuku na mitsheketo ya Xitatisi xa Nalibali leyi va yi hlayeke. A va petsi phepha ra A4 hi le xikarhi va ma namarheta hi glu ku endla khadi ra ntsariso wo hlaya. Va kombeli va tsala mavito ya vona ehenhla na ku dirowa tikholomo tinharhu. Eka vhiki rin'wana na rin'wana va ta tsala mavito ya tibuku na mitsheketo leyi va nga yi hlaya eka kholomo yo sungula, kutani eka kholomo ya vumbirhi va nga pima buku kumbe ntsheketo kusuka eka 1–5 ku kombisa hilaha va tiphineke hakona. Va hlohotloli ku tsala swivangelo swa mimpimo ya vona eka kholomo ya vunharhu.
- Tlangela ku tsariwa kun'wana na kun'wana loku vana va ku endleke hi ku va kombela ku hlayela ehenhla mitsheketo ya vona kumbe swiphato eka vana van'wani etlilasini ya wena kumbe eka tllilasi tin'wana. Loko u swi kota, tlhela u kombisa leswi va swi tsaleke leswaku vana van'wana va swi hlaya hi nkarhi wo wisa!



Reading club corner



Ndhawu ya ntlawa wo hlaya

Choosing a name for your reading club is important because the name needs to inspire children to want to join the club – and then to keep coming back! So your club's name needs to be positive and something the children are proud of.

Ku hlawula vito ra ntlawa wo hlaya wa wena i swa nkoka hikuva vito ri fanele ku hlohotela vana ku lava ku tikatsa eka ntlawa – naswona endzhaku ka swona va ta tshama va ri karhi va ta! Hikokwalaho vito ra ntlawa wa wena ri fanele ku va lerinene naswona ri va swin'wana leswi vana va nga tinyungubisaka hi swona.

Ideas to include in your club's name

You could include any of the following ideas.

- The name of the area in which your club meets.
- Words that rhyme or start with the same letter.
- Words that encourage children to believe in themselves.
- Words that describe the club members.

You could put two or more of these elements together to create a name for your club. You could also ask the children for suggestions for a name for your reading club and then vote to choose the one that is the most popular.

Future Leaders Reading Club



Miehleketo leyi nga katsiwaka eka vito ra ntlawa wa wena

U nga katsa yihi kumbe yihi ya miehleketo leyi.

- Vito ra ndhawu leyi ntlawa wa wena wu hlanganaka eka yona.
- Marito lama rhayimaka kumbe ya sungulaka hi letere rin'we.
- Marito lama khutazaka vana ku titsheмба.
- Marito lama hlamuselaka swirho swa ntlawa.

U nga hlanganisa xin'we kumbe swo tala swa swiphemu leswi ku vumba vito ra ntlawa wa wena. U nga tlhela u kombela vana swiringanyeto swa vito ra ntlawa wo hlaya kutani endzhaku ka swona va vhota ku hlawula rin'we leri tsakeriwaka ngopfu.

Bright Sparks Reading Club

Boksburg Bookworm Reading Club

Ntlawa wo Hlaya wa Varhangeri va Mundzuku

Ntlawa wo Hlaya wa Swihlayi swa Boksburg

Ntlawa wo Hlaya wa Rihati ro Vangama

GIVE-AWAY! MIMBHUKUTO!



We publish what we like

For a chance to receive one of five copies of *Explore! Awesome South African artists*, send an email to info@nalibali.org with **Supplement Book Give-away** in the subject line. Remember to include your full name, age and contact details.

Ku va na nkateko wa ku kuma tikopi ta *Explore! Awesome South African artists*, rhumela imeyili eka info@nalibali.org u tsala ku ri **Supplement Book Give-away** eka nhlokomhaka. Tsundzuka ku tsala mavito hi xitalo, vukhale na vuxokoxoko bya vuhlanganisi.



Get creative!

Words make us think! Here are a few quick, fun word games to play with your family and at your reading club.

You will need: paper; scissors; pens or pencils; Prestik (optional)

What to do

1. Prepare for the activity by cutting up paper into small pieces that are about 4 cm x 5 cm. It doesn't matter if the measurements are not exact. If you can use sheets of different coloured paper, that is even better!
2. Give each person between 8 and 10 pieces of paper and a pencil or pen.
3. Now you should all write one word on each piece of paper. As you do this:
 - ★ don't think too hard about what words to write, just write down the words that pop into your head!
 - ★ don't worry about spelling the words correctly – that can always be corrected later, as long as you know what the word says.
 - ★ help younger children by writing the words they tell you.



4. Put all the words in an open area (like on a wall or on the floor) where everyone can see them. Then try out one or more of these ideas.
 - ★ Choose words to combine into unusual pairs. For example: *monster stars* or *fly flowers*.
 - ★ Choose one word, then see how many of the other words you can use with it. For example: *lost flowers*, *lost monster*, *lost stars*, *lost window*, *lost window flowers*, *lost fly*, etc.
 - ★ Choose 10 words and see how many different sentence combinations you can make with them. (You may need to use other words, like *the*, *and*, *a*, *to*, *but*, *on* to link the words you choose.)
 - ★ Choose words and build poems with them. You'll need to add linking words here too.

Endla vutumbuluxi!

Marito ya endla leswaku hi anakanya! Hi leyi mitlangu, ya xihatla yo tsakisa ya marito leyi u nga yi tlangaka na vandyangu wa wena na le ka ntlawa wo hlava.

U ta lava: phepha; swikero; switsalo kumbe tipensele; na Phuresitiki (a swi bohi)

Leswi u nga swi endlaka

1. Lulamisa nghiniriko hi ku tsemelela phepha ri va swiphemu leswitsongo leswi ringanaka 4 cm x 5 cm. A swi na mhaka loko mimpimo yi nga ringani. Loko u swi kota tirhisa maphepha ya mihlovo yo hambanahambana, sweswo swi nga antswa swinene!
2. Nyika munhu un'wana na un'wana exikarhi ka 8 na 10 wa swiphephani na pensele kumbe xitsalo.
3. Sweswi hinkwenu tsalani rito rin'we eka xiphephani xin'wana na xin'wana. Loko mi ri karhi mi endla leswi:
 - ★ u nga anakanyi swinene hi marito lama u lavaka ku ma tsala, ntsena tsala marito lava ya taka enhlokweni ya wena!
 - ★ u nga vileli hi ku tsala mapeletwana ya marito hi ku lulama – leswi swi nga lulamisiwa endzhaku, ntsendze loko u tiva leswaku rito leri ri vula yini.
 - ★ pfuna vana lavatsongo hi ku va tsalela marito lava va ku byelaka wona.



4. Vekani marito hinkwawo endhawini leyi nga pfuleka (kufana na le khumbini kumbe ehansi) laha mani na mani a nga ma vonaka. Endzhaku ringetani swin'wana swa mianakanyo leyi landzelaka.
 - ★ Hlawulani marito mi ya hlanganisa na lava ya nga fambelaniki. Xikombiso: *xinghuhumani tityeleti* kumbe *haha swiluva*.
 - ★ Hlawula rito rin'we, kutani vona leswaku i marito mangani eka laman'wana u nga ma tirhisaka hakona na rona. Xikombiso: *swiluva lahleka*, *lahleka xinghuhumani*, *lahleka tityeleti*, *lahleka fasitere*, *lahleka fasitere swiluva*, *lahleka haha*, naman'wani.
 - ★ Hlawula 10 wa marito kutani u vona leswaku i swivulwa swingani swa mahlanganiso leswi u nga swi endlaka hi wona. (U nga ha rhandza ku tirhisa marito man'wana, kufana na *yona*, *na*, *ni*, *eka*, *kambe*, *nakona* ku hlanganisa marito lava u ya hlawuleke.)
 - ★ Hlawula marito kutani u aka swiphato hi wona. Ni laha u ta fanela ku tirhisa marito yo mahlanganisi.

Collect the Na'ibali characters

Cut out and keep all your favourite Na'ibali characters and then use them to create your own pictures, posters, stories or anything else you can think of! You could also cut out this picture of Dintle and add a speech bubble to show what she is "saying" as she "reads" her book!

About Dintle

Age: 9 months old

Lives with: her mother, Mme wa Afrika, and her brother, Afrika

Home languages: she doesn't speak yet, but understands Sesotho and she kicks her feet and gurgles when her mom reads to her!

Books she likes: books about animals and babies

Also likes: listening to Sesotho rhymes that Afrika says to her



Hlengelela swimunhuhatwa swa Na'ibali

Tsema na ku hlalisa swimunhuhatwa leswi u swi rhandzaka swa Na'ibali kutani u swi tirhisa ku endla swifaniso swa wena, phositara, mitsheketo kumbe xin'wana na xin'wana lexi u anakanyaka ha xona! U nga tlhela u tsemetela xifaniso lexi xa Dintle kutani u engetela babulu yo vulavula ku kombisa leswi a nga le ku swi "vuleni" loko a ri karhi a "hlava" buku ya yena!

Mayelana na Dintle

Vukhale: 9 wa tin'hweti

U tshama na: manana wa yena, Mme wa Afrika, na boti wa yena, Afrika

Tindzimi ta le kaya: a nga si kota ku vulavula, kambe u twisisa Xisuthu naswona u raharaha milenge ya yena na ku hlekelela loko manana a n'wi hlavela!

Tibuku leti a ti rhandzaka: tibuku ta swiharhi na vana

U rhandza na: ku yingisela swinsin'wana swa Xisuthu leswi Afrika a n'wi yimbelelelaka

Get caught reading!

It is fun to try and catch your children reading – and for them to catch you too! Encourage others to connect or reconnect with reading – whether that means reading a novel, a picture book, a biography, poetry, a blog, their favourite magazine or the sports pages in the newspaper!

Here are some ideas for ways to spread the “reading is fun” message.

- Show others that reading can be done anywhere. Read in a bus, taxi or train. Try reading in different places, like on a bench at the park, in a shopping centre or in the queue at the bank!
- Don't let your children leave home without a book. Encourage them to read everywhere – in the car or on the bus on the way to and from school, on the playground and in their classroom!
- Write a note to your child and put it in their lunchbox, in a school textbook or somewhere else where they will find it during the day. Put this message at the end of your note: “I just caught you reading!”
- Take photos of yourself reading on your own or with others – especially with your children – and post them on Facebook or Instagram with the hashtag #GetCaughtReading.

Kumiwa u ri karhi u hlaya!

Swa takisa ku ringeta ku kuma vana va wena va ri karhi va hlaya – kutano na vona va ku kuma! Hlohlotela van'wana ku tihlanganisa kumbe ku tihlanganisa nakambe ni ku hlaya – leswi ku nga va ku hlaya novhele, buku ya swifaniso, vutomu bya munhu, xiphato, bulogo, magazini lowu va wu tsakelaka kumbe mapheji ya mitlangu eka phephahungu!

Hi leyi mianakanyo yin'wana yo hangalasa hungu ra “ku hlaya swa tsakisa”.

- Komba van'wana leswaku ku hlaya swi nga endliwa kwihi kumbe kwihi. Hlaya ebazini, ethekisini kumbe exitimeleni. Ringeta ku hlaya eka tindhawu to hambanahambana, kufana na le benceni ra le phakeni, emavhengeleni kumbe loko u yimile eka layeni ya le bangi!
- U nga pfumeleli vana va wena kusuka ekaya va ri hava buku. Va hlohloteli ku hlaya hinkwakonkwako – emovheni kumbe ebazini loko va ya kumbe va vuya exikolweni, erivaleni ra mitlang na le tilasini!
- Tsala xipapilana u tsalela vana va wena kutani u xi hoxa endzeni ka xikhafuthini, endzeni ka buku ya xikolo kumbe laha va nga xikumaka esikwini. Veka hungu leri ra wena emakumu ka xipapilana: “Ndzi ku kumile u ri karhi u hlaya!”
- Teka swifaniso swa wena n'wini u ri karhi u tihlayela kumbe u ri na van'wana – ngopfungopfu u ri na vana va wena – kutani u swi posa eka Facebook kumbe eka Instagram u tirhisa hashtag #GetCaughtReading.



WIN!
WINA!




For a chance to win some Book Dash books, write a review of the story, *The very tired lioness* (pages 7 to 10), and email it to team@bookdash.org, or take a photo and tweet us at [@bookdash](https://twitter.com/bookdash). (Your review could be published in a future Nal'ibali Supplement!) Remember to include your full name, age and contact details.

Ku va ni nkateko wo tibukutela tibuku ta ka Book Dash, tsala nkambisiso hi ntsheketo lowu, *Nghala ya nkati leyo karhala* (pheji 7 ku fika eka pheji 10), kutani u imeyilela eka team@bookdash.org, kumbe teka xifaniso kutani u hi thwitela eka [@bookdash](https://twitter.com/bookdash). (Nkambisiso wa wena wu nga kandziyisiwa eka Xitatisi xa Nal'ibali xa nkarhi lowu taka!) Tsundzuka ku katsa mavito ya wena hinkwawo, malembe na vuxokoxoko bya vuhlanganisi.

book
dash

Create TWO cut-out-and-keep books

1. Take out pages 5 to 12 of this supplement.
2. The sheet with pages 5, 6, 11 and 12 on it makes up one book. The sheet with pages 7, 8, 9 and 10 on it makes up the other book.
3. Use each of the sheets to make a book. Follow the instructions below to make each book.
 - a) Fold the sheet in half along the black dotted line.
 - b) Fold it in half again along the green dotted line.
 - c) Cut along the red dotted lines.



Endla tibuku TIMBIRHI hi ku tsema u tihlayisa

1. Susa pheji 5 ku fika eka pheji 12 eka xitatisi.
2. Maphepha ya mapheji ya 5, 6, 11 na 12 ma endla buku yin'we. Maphepha ya pheji 7, 8, 9 na 10 ma endla buku yin'wana.
3. Tirhisa rin'wana na rin'wana ra maphepha lawa ku endla buku. Landzelela swileriso leswi nga laha hansi ku endla buku yin'wana na yin'wana.
 - a) Petsa phepha hi le xikarhi eka nkhwanti wa ntima lowu nga tsemekatsemeka.
 - b) Petsa nakambe hi le xikarhi eka nkhwanti wa rihladza.
 - c) Tsema hi le ka nkhwanti wo tshwuka.

Banele u anakanya leswaku vanhu vo tala va rhandza ntho wa yena hikuva ntho wa yena wu hi matlwelo ya yena ya siku na siku. Vutshila byi hundzukile "mughana" wa yena loyi nga nwi avanyiseki leswaku a kora ku tshembeka hi ku hetseka eka mianakanyo na matlwelo. Ku vulavula hi matlwelo na ku avelana wona na van'wana swa tika hi mikarhi yin'wana swi nga tika eka vanhu: Kutana na ku khomiwa hi tingana hikuva u vurle swo karhi swo huma endleleni eka wun'wana munhu, kumbe ku twa u tsanile loko munhu un'wana a ku hlevile. Loko vanhu va languta vutshila bya Banele, na ku hlanya hi byona, va nga kota ku lemuka leswaku: "Ina, ndzi tshama ndzi titwisa xisweswo khale!"

Banele thinks many people like his work because his artworks are all about emotions that he feels every day. Art has become a "friend" that doesn't judge him so that he can be completely honest with his thoughts and feelings. Talking about emotions and sharing them with others can sometimes be hard for people. Like feeling embarrassed because you said something silly to someone, or feeling sad when someone gossips about you. When people look at Banele's art, and read about it, they can recognise: "Yes, I have felt that way before!"

But Banele was worried that not enough people thought that they could go into galleries because they didn't understand what art was, or how they should behave in a gallery. He was also worried that he was successful while many of his friends were not. So he created a gallery that feels nice and comfortable where anyone can come and see and learn about art. When you go into Banele's gallery you get the same warm and friendly feeling from the space that you get from talking to Banele himself.

A painting by Banele. Xifaniso lexi nga endla hi Banele.



Kambe Banele a vilia leswaku a ku na vanhu vo tala lava va ehleketaka leswaku va nga nghena eka tsegari hikuva a va twisile leswi vutshila byi nga swona, kumbe leswi va faneleke ku tikhomisa xiswona endzeni ka galari. Nakambe a vileriswa na hi leswaku u humelele kambe vanghana va yena a va humelanga. Hikwalaho u endile galari leyi twalaka yi ni kahle na ku tshamseka laha mani na mani a nga nghenaka ku ta vona na ku dyondza mayelana na vutshila. Loko u nghena eka galari ya Banele u kuma ku amukeleka na nkunumelo wa xinakulobye xa ndhawu leyi loko u sungulaka ku vulavula na yena Banele hi byakwe.

EXPLORE!


AWESOME SOUTH AFRICAN ARTISTS



VALANGA!

VATSHILA VO HLAMARISA VA AFRIKA-DZONGA

COBI LABUSCAGNE
LAUREN MULLIGAN



This is a specially adapted version of *Explore! Awesome South African artists*, published by Jacana Media. The original book shares the stories of 44 of South Africa's finest living contemporary artists, as well as examples of their art. It is written for children between the ages of 9 and 15 and is available in bookstores and online from www.jacana.co.za.

Lowu i ntekelelo wo hlawuleka wa vhexini ya *Explore! Awesome South African artists*, lowu nga hangalasiwa hi Jacana Media. Buku yo sungula yi avelana 44 wa mitsheketo ya vatshila va xisweswi va Afrika-Dzonga, ku katsa na swikombiso swa vutshila bya vona. Yi tsaleriwile vana va vukhale bya 9 na 15 naswona ya kumeka eka mavhengele ya tibuku na le ka inthanete ya www.jacana.co.za.

© Jacana Media (World rights) Tel: 011 628 3200



We publish what we like

Nal'ibali is a national reading-for-enjoyment campaign to spark and embed a culture of reading across South Africa. For more information, visit www.nalibali.org or www.nalibali.mobi



Nal'ibali i pfhumba ra rixaka ro hlanya ku tiphina ku tlhontlha ni ku simeka ntolovelo wo hlanya eAfrika-Dzonga hinkwaro. Ku kuma vuxokoxoko hi xitalo, endzela www.nalibali.org kumbe www.nalibali.mobi

Kambe Banele a ri na northo, hikwalaho a nga famba a ya ePitori ku ya dyondzela ku va mutshila. A swi tekanga nkarhi wo leha ku va a sungula ku va n'wawutshila la nga humelela. Na loko a ha ri na vudiyondzi, Banele a ri na valandzert vo tala eka vuhangala samahungunyungyi bya vaaki naswona hilaha a nga kuma vanhu vo tala lava nga n'wi twisisa naswona a va ri na matwelo yo fana na ya yena.

U sungurle ku xawisa mitirho yakwe eka vanghana na swirho swa vatirhi exikolweni. Nkarhi wa nkoka hiloko a hlula eka mphikizano wa swa vutshila lo wukulu. U ringetle eka malembe manharhu ku hlula kambe a nga swi kotangi. Leswi a swi n'wi karkhatangi swinene, hikwa a swi vona yi ri ndlela yo kuma vanhu vo vona mitirho ya yena ya vutshila. Endzhaku u hlurle kutani a kuma nkarhi wo ya tirha eka doroba lerikulu ra Paris ku ringana tinhweti tinharhu. Ku tshama na ku tirha eParis a ku ri northo wukulu wa Banele eka vumundzuku bya yena naswona u swi fikelerle loko a ri na malembe ya 23 hi vukhale!

But Banele had a dream, and so he moved to Pretoria to study to become an artist. It didn't take very long before he was quite a successful artist. Even when he was still a student, Banele had lots of followers on social media and that was how he started to find people who understood him and had the same feelings that he did.

He started selling his work to close friends and staff members at school. The most important moment was when he won two big art competitions. He tried for three years to win without getting anywhere. This did not bother him too much though, because he saw it as a way to get more people to see his work. Eventually he won and he got the opportunity to work in the big city of Paris for three months. Living and working as an artist in Paris was Banele's biggest dream for his future and he achieved this when he was only 23 years old!

“The artists on these pages take the time to look at what is going on around them, who they are, what the world is like, then create artworks that can help us understand these things better. These extracts from the original book *Explore! Awesome South African artists* introduce you to some of our great artists working today so you can go on and learn more about them. Enjoy reading about them and know that you can become an artist yourself if you really want to!”

Cobi Labuscagne

“Eka mapheji lama vatshila va teke nkarhi wa vona ku languta leswi humelelaka eka vona, leswi vona va nga xiswona, leswi misava yi nga xiswona, kutani va tumbuluxa makholo ya vutshila lama nga hi pfunaka ku twisisa swilo leswi ku antswa. Switshula leswi swi sukaka eka buku yo sungula ya *Explore! Awesome South African artists* yi ku tivisa hi vatshila va hina lavakulu lava tirhaka namuntsha hikwalaho u nga ya emahlweni u dyondza swo tala hi vona. Tiphine hi ku hlaya mayelana na vona na ku tiva leswaku na wena u nga ha va un'wana wa vatshila loko u swi rhandza hi ntiyiso!”

Cobi Labuscagne

It is strange to think that Nkule Mabaso at first struggled with schoolwork. They realised later that it was because she was left-handed and was being forced to do everything with her right hand. Nkule grew up in KwaZulu-Natal as one of seven children. Her parents were both teachers. At one point her mother had to travel many hours every day to teach at a school far away. That meant that Nkule spent time in aftercare and in extramurals, which was the perfect opportunity for her to draw and paint.

For a long time before she decided on art, Nkule thought she would be a fashion designer. She liked that it was a type of art that people could wear and other people could see. Her father wanted her to be an engineer to make sure that she had many options in life. So there was a bit of a fight when Nkule insisted on art or nothing. In the end she got to go to art school.

Nkule was dissatisfied at art school. She felt that there was too much focus on only making art, so she took on lots of other subjects too. Nkule was used to doing more than she had to because in matric she took ten subjects rather than the usual six!

Swa hlamatsa ku anakanya leswaku Nkule Mabaso ekusunguleni a tikerwa hi mitirho ya xikolo. Va swi kumile endzhaku leswaku i mhaka ya leswi a tirhisa voko ra ximatsi naswona a sindziswa ku endla hinkwaswo hi voko ra xinene. Nkule u kulentle eKwaZulu-Natal tanhi un'wana wa vana wa nkombi. Vatswari va yena havumbirhi a va ri vadyondzisi. Eka nkarhi wun'wana manana wa yena a fanele a famba mpfika wo leha masiku hinkwaswo ku ya dyondzisa eka xikolo xa le kule. Leswi a swi vula leswaku Nkule a teka nkarhi wo leha a ri eka vuhlayisi bya loko xikolo xi humile na le ka midangu yo hungasa, lowu a wu ri nkarhi wa kahle eka yena wa ku ditrova no penda.

Ku ringana nkarhi wo leha loko a nga se anakanya swa vutshila, Nkule a anakanya ku va mwendli wa swiambalo. A rhandza leswi hikwa a ku i vutshila lebyi vanhu a va ta byi ambala na leswaku vanhu van'wana va ta byi vona. Tatana wa yena a lava leswaku a va muminjinyara ku tyisisa leswaku u va na swo tala ku swi swi hlawula evutonwini bya yena. Hikwalaho ku vile na ku twisamananya loko Nkule a sindzisa eka swa vutshila kumbe a nga endli nchumu. Ekuheteleleni u yile exikolweni xa vutshila.

Nkule a nga tsaki eka xikolo xa vutshila. A vona leswaku va kongomisa ngopfu eka ku endla vutshila, hikwalaho a nga teka na tdyondzo tin'wana. Nkule a toloverle ku endla ku endla leswi a fanele ku endla swone hikwalaho eka matiriki a tekile tdyondzo to ringana khume ematshan'weni ya tsevu leswi nga toloverleka!

NKULE MABASO

The title of his first solo exhibition in an American museum shows that sometimes Kemang is still surprised by everything that has happened to him in the art world. For this exhibition he made one work where he illustrated notes from a song by South African jazz musician, Feya Faku, out of hair. The song speaks about the life of South African activist, Steve Biko. The hair reminds you of the way people in South Africa were classified into different races because of how their hair looked. He called the exhibition, “In All My Wildest Dreams”.

Kemang feels that art has a political job to do. And while people might say art can't change the world, he thinks it can change individuals, both those who make it and those who engage with it.

Nhlokomhaka ya nkombiso wakwe a ri yexe eka nkombiso wa muyiziyamu wa le Amerika wu kombisa hilaha hi mikarhi yin'wana Kemang wa ha hlamarisiwa hi hinkwaswo leswi nga humelela eka yena eka misava ya swa vutshila. Eka nkombiso lowu u endlile ntirho wun'we laha a nga kombisa tinotsi ta risimu ra muyimbeleri wa vunanga bya jazz wa Afrika-Dzonga, Feya Faku, hi misisi. Risimu leri ri vulavula hi vutomi bya musingiriki wa Afrika-Dzonga, Steve Biko. Misisi yi ku tsundzuxa hilaha vanhu va Afrika-Dzonga a va aviwile hakona hikuya hi tinxakaxaka ta mbala hikuya hilaha misisi ya vona a yi langutekisa xiswona. U thyile vito ra nkombiso, “Eka Milorho ya Mina Hinkwayo” (“In All My Wildest Dreams”).


Kemang u tshemba leswaku vutshila byi na ntirho wa xipolitiki ku wu tirha. Nakambe loko vanhu va ku vutshila a byi nge cincis misava, u ehleketa leswaku byi nga cinca vanhu, havumbirhi eka vanhu lava byi endlaka na lava ngenenelelaka eka byona.

Kwalaho nghala ya nkati hi ku kumonoka yi tlakuka yi landzelela dyambu.




So the lioness slowly got up and followed the sun.

Loko nghala ya nkati yi pfula mahlo nakambe, dyambu a ra ha ri kona ensinyeni. "Se ra xa," ku vula dyambu, "Ndzi landzi."



When the lioness opened her eyes again, the sun was still in the tree. "It's getting late," said the sun. "Follow me."

The very tired lioness Nghala ya nkati leyo karhala



*Imile Wepener
Maren Bodenstein
Nathan McKay*

Lots more free books at bookdash.org

Nal'ibali is a national reading-for-enjoyment campaign to spark and embed a culture of reading across South Africa. For more information, visit www.nalibali.org or www.nalibali.mobi




Nal'ibali i pfhumba ra rixaka ro hlayela ku tiphina ku tlhontlha ni ku simeka ntolovelo wo hlanya eAfrika-Dzonga hinkwaro. Ku kuma vuxokoxoko hi xitalo, endzela www.nalibali.org kumbe www.nalibali.mobi

One day the lioness woke up with a strange feeling that something was watching her. When she looked up, she saw a boiling, roiling creature in the tree. "Who are you?" asked the lioness. "I am the sun. I have come to fetch you," answered the creature. "Go away," grumbled the lioness. "I want to sleep."

Siku rin'wana nghala ya nkati yi pfukile yi t'wa hi ndlela ya ku nga tolovelekanga onge xin'wana a xi yi langutle. Loko a languta ehenhla, a vona xivumbiwa lexi vilaka, lexi khungulukaka ensinyeni. "Xana hi wena mani?" ku vutisa nghala ya nkati. "Hi mina dyambu, ndzi tile ku ta ku teka," ku hlamula xivumbiwa. "Fambela kule," ku gungula nghala ya nkati. "Ndzi lava ku etlela."

There was once a very old and very tired lioness. She was so tired that she slept all day ... and all night.



Ku tshame ku va na nghala ya nkati ya khale swinene na ku karhala swiene. A yi karhala lero a yi tlela nhlikani hinkwawo ... na vusiku hinkwabyo.



But at night, when the sun is asleep, she looks down at the beautiful world she left behind.



Kambe nivusiku, loko dyambu ri etlele, a languta ehansi emisaveni leyo saseka leyi a yi siyeke endzhaku.

“Happy hunting,” called her sisters and daughters after her.
 “See you! See you!” chirped the bird.
 But the lioness didn’t hear anything as she climbed higher and higher and higher into the sky.
 “Nhloto lowunene,” ku huwela vasesi wa yena na vanhwana va yena.
 “Hi ta vonana! Hi ta vonana!” ku ri xinyenyani.
 Kambe nghala ya nkati a yi twanga nchumu loko yi ri karhi yi khandziya yi ya ehenla na le henla na le henla emapapeni.



And so the lioness came to live with the sun. All day she lays lazily in its warmth.



Hi leswi nghala ya nkati yi tile ku tshama ni dyambu. Siku hinkwaro a yi titshamela yi tikufumeta.

“Come and hunt with us,” said her sisters and daughters.

But the lioness was too tired.



“Tana u ta hlota na hina,” ku vula vasesi wa yena na vanhwana va yena.

Kambe nghana ya nkati a yi va yi karhele swinene.



“What’s wrong with her?” asked the young impalas.


“Don’t go too close,” warned their mothers. “She might eat you.”

But the lioness just flicked her ears to chase away the flies.

“Xana xo biha i yini hi yena?” ku vutisa mhala leyinsongo.

“U nga tshineleli,” ku tshinya vamanana wa tona. “A nga ku dya.”

Kambe nghala ya nkati yi hlakahla tindleve ta yona ku hlongola tinhongani.



“Eee, i kule,” ku vula nghala ya nkati.

“Phew, it is far,” said the lioness.

“Not too far to go now,” said the sun.
“You can rest when we get there.”



“A ka ha ri kule ku ya kona,” ku vula dyambu. “U ta wisa loko hi fika kona.”

Nkulie Mbaso



After matric Kemang enrolled at the Community Arts Project in Cape Town to study theatre. Although he enjoyed it, he slowly became more fascinated with visual arts and he wanted to learn more about it.

Just as in theatre, Kemang's work has props that help us to read the story that he is telling through his art. He has made video works, installations and even compiled a whole jazz album for one of his exhibitions. Sometimes he incorporates drawings and sometimes he performs himself. He has made many works that use old school desks to create different objects. Through these desks, he speaks about education in our history and our present.



An illustration of "My apologies to time" by Kemang. The original artwork is made from real objects.

Nkombiso wa "Ndzi kombela ku khomeriwa eka nkarhi" ("My apologies to time") hi Kemang. Ntirho lowu wa vutshila wa ntiyiso wu endliwile hi swilo leswi nga swa ntiyiso.

Loko a hetile metiriki Kemang u titsarisile eka Community Arts Project eKapa ku dyondzela swa thiyeta. Hambileswi a tiphina, hi katsongotsongo u sungurile ku tsakisiwa hi vutshila ya vumaki naswona a lava ku tiva swo tala hi byona.

Ku fana na le ka thiyeta, ntirho wa Kemang wu na nhundzu leyi hi pfunaka ku hlaya ntsheketo lowu a wu tsheketa hi vutshila bya yena. U endlile ntirho wa tivhidiyo, a vumba na ku tlhela a kandziyisa rhikhodo ya jazz yi helerile eka kombiso wun'wana wa yena. Mikarhi yin'wana u hlanganisa swidirohiwa kasi nkarhi wun'wana wa titlangela yena yexe. U endlile mitirho yo tala leyi tirhisaka madesika ya khale ku endla swilo swo hambanahambana. Hi ku tirhisa madesika lawa, u vulavula hi dyondzo eka matimu ya hina na le ka nakrhi wa sweswi.

Hikwa a ri n'wana loyi a tlharhile, Banele Khoza u dyetwile leswaku u fanelle ku va dokodela. Laha a nga kulela kona, ku va dokodela a ku ri mhaka yin'wana ya xiyimo xa le henhla lexi vanhu a va xi anakanya. A chava leswaku loko yena o va yena, u ta nyumisa vatswari va yena na van'wana eswatin.

Because he was a clever child, Banele Khoza was told that he had to become a doctor. Where he grew up, becoming a doctor was the most prestigious thing that people could imagine. He was scared that if he was just himself, he might disappoint his parents and others in eswatin.

Banele Khoza



BANELE KHOZA

BUHLEBEZWE SIWANI

Sometimes something happens in your life that makes you see the world in a new way. Something like this happened to Buhlebezwe Siwani when she was still at university. She realised that she had "the calling" to become a sangoma. A sangoma is a spiritual person and traditional healer.

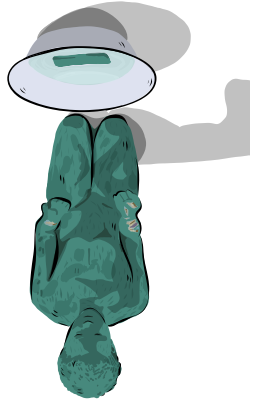
Mikarhi yin'wana swin'wana swa humelela evuton'wini bya wena leswi endlaka leswaku u vona vutomi hi ndlela yo hambana. Swin'wana swo fana na leswi swi humelele eka Buhlebezwe Siwani loko a ha ri eyunivhesiti. U kumile leswaku u "vitaniwile" ku va n'anga ya xintu. N'anga ya xintu i munhu loyi a nga na moya na ku va mutshunguri wa ndhavuko.



Buhlebezwe Siwani

Hi xitalo Buhlebezwe a endla vutshila byo endla, lebyi ku nga mukaka wa vutshila laha munhu a tirhisaka mirti wa yena kumbé wa van'wana endhawini vahaleni va langutle. Nakambe u endlile vutshila byo tala hi xisibi lexi nga kona eKapa-Vuxa lexi vandyanangu wa yena a va xi tirhisa ku hlatswa hinkwaswo kusuka eka swiambaló, misisi, kufika eka tindyele. U endlile xivumbeko xa yena n'winyi hi ku tirhisa xisibi lexi, na ku tirhisa xisibi lexi ku vumba ndhichi leyi a va yi tirhisa ku hlambela eka yona. Vutshila lebyi byi kombisizwile eParis tanihi xiphemu xo tlangela vatshila va ximanguvallawa va Afrika-Dzonga.

Endzhaku ka ku tiva ta ku vitaniwa kakwe, Buhlebezwe u sungutle ku vona swa vutshila byakwe tanihi xiphemu xa ximoya xa yena. A anakanya leswaku vanhu va angula eka vutshila bya yena hikwa byi tshembekile.



An illustration of Buhlebezwe's artwork. Nkombiso wa vutshila bya Buhlebezwe.

Buhlebezwe mostly does performance art, which is a form of art where you use your own or other people's bodies in a space and an audience watches it. She has also made many artworks with a kind of soap from the Eastern Cape that her family used for washing everything from clothes, to hair, to dishes. She carved a figure of herself out of this soap, and moulded the soap into the shape of the dish that they used to wash themselves. This artwork was shown in Paris as part of a celebration of South African contemporary artists.

After receiving her calling, Buhlebezwe started seeing her art as part of her spirituality. She thinks that people respond to her work because it is very honest.

Before this moment, Buhlebezwe had been studying art. Growing up she wanted to be a pilot. She noticed that the pilots' voices that spoke over the intercom were mostly male. She thought she could do that job, but art won her ambitions. When it came time to study, she received a scholarship for law and engineering, but she wanted to study art instead.

Buhlebezwe grew up spending half her time with her mother in Soweto and half with her father in the Eastern Cape. Her great-grandmother was jailed at Constitution Hill in Johannesburg for marching for women's rights. So Buhlebezwe grew up very aware of the political situation in South Africa. She can even remember her grandmother playing pretend voting with her where she had to draw her own ballots. That might be where she developed the strong impression that artists have an important job to do. Art should help people heal from the difficult situations that life has brought them.

Loko nkarhi lowu wu nga si fika, Buhlebezwe a dyondzela swa vutshila. Loko a ha kula a lava ku va muhahisi wa swihahampfhuka. U kumile leswaku marito ya vahahisi xipikareni ku tale vanhu va xinuna. A anakanya leswaku a nga wu tirha ntirho lowu, kambe vutshila byi yiva ku navela ka yena. Loko swi ta eka ku dyondza, u kumile mpfuno wa swa tidyondzo ku endla swa nawu na vuinjinyara, kambe a lava ku dyondzela swa vutshila.

Buhlebezwe u kurile xiphemu xa vutomi bya yena a tshama na manana wa yena eSoweto na xiphemu a tshama na tatana wa yena eKapa-Vuxa. Kokwani wa kokwani wa yena a va khotsiwile eConstitutional Hill eJoni hikwalaho ka ku machela timfanelo ta vamanana. Hikwalaho Buhlebezwe u kurile a ri karhi a tiva xiyimo xa tipolitiki xa laha Afrika-Dzonga. U tsundzuka na hilaha kokwani wa yena a encenyeta leswaku a vhotu na yena laha a nga dirowa tibaloto ta yena. Swi nga endleka ku ri laha a nga lemuka leswaku vatshila va ni ntirho wa nkoka ku wu endla. Vutshila byi fanele ku pfuna vanhu ku hola eka swiyimo swo tika leswi vutomi byi va tiseleke.

KEMANG WA LEHULERE



Kemang wa Lehulere

A life in theatre is what you would have predicted for Kemang wa Lehulere if you had watched him as a child. From a young age he was completely swept up by the magic of directing, props, lighting, sound and acting. Kemang took acting classes, had a casting agent and even tried to create a theatre group with his classmates, although no one except Kemang and his teacher showed up. Kemang was a politically aware child and in his house the evening news was not just watched, it was also discussed among the family members.

Vutomi eka thiyeta hi leswi a wu ta va u swi vhumhile eka Kemang wa Lehulere loko kuri leswaku u n'wi vonile loko a ha ri n'wana. Kusukela loko a ha ri ntsongo a tekiwile hi rirhandzu ra masalamusi ra ku letela, tinhundzu, rihati, mpfumawulo na ku tlanga. Kemang u dyondzele ku tlanga, a ri na muyimeri wa ku tlanga nakambe u ringetile ku va na ntlawa wa thiyeta na vadyondzikolorhi, hambileswi ku nga va hava na un'we handle ka Kemang na mudyondzisi va yena va nga humelela. Kemang a ri n'wana loyi a tiva timhaka ta xipolitiki naswona eka vona nimadyambu mahungu a yo ngo voniwa ntsena, a ku tlhela ku buriwa hi wona na swirho swa ndyangu.

After art school, Nkule went to Switzerland to study curation. A curator puts exhibitions together and decides which artworks to use and how they should be displayed. In this way, it is the curator's job to bring the audience and the artwork closer together.

One day, Nkule and her friend Nomusa Makhubu decided to enter a competition to be the curators of one of the biggest international exhibitions that happens in Italy every two years. This event is the "Venice Biennale". They could not believe it when their entry won and they became the curators for the 58th Venice Biennale's South African Pavilion. This is a very big honour and the highlight of many curators' careers. They used this opportunity to show art that tries to tell the histories of our country and that had been left out before. They called it "The Stronger We Become". The artists they chose to work with, Tracey Rose, Mawande Ka Zenze and Dineo Seshee Bopape, all look back at where we come from in order to better understand our present.

Nkule says, "You never know if you might win, so you have to be brave. Every competition or funding application is a test, and this time we got 10 out of 10!"

Loko xikolo xa vutshila xi hertle, Nkule u yile eSwitzerland ku va dyondzela vuhlayisi bya swa vutshila. Muhlaysi wa swa vutshila u hengelela vukombisi na ku teka xiboho xa leswaku i vutshila byi hi lebyi nga tirhisawaka na hilaha swi nga kombisizwaka ha kona. Hi ndlela leyi, i ntirho wa muhlaysi wa swa vutshila ku hlanganisa vanhu na vutshila ekusuhli.

Siku tin'wana, Nkule na munghana wa yena Nomusa Makhubu va tekle xiboho xa ku nghenela mphikizano wa ku va vahlayisi eka nkombiso lowukulu wa matlo ya misava lowu a wu ri etaly endzhaku ka malembe mambirhi man'wana na man'wana. Xendleko lexi xi vutshila "Venice Biennale". A va swi tshembangile loko ku nghengelela ka vona ku hula naswona va va vahlayisi wa swa vutshila va 58th Venice Biennale's South African Pavilion. Loku i ku xiximwa ka xiyimo xa le henhla na ku humelela ka nkoka wa ntirho wa vahlayisi va swa vutshila. Va tirhisile nkatheko lowu ku kombisa vutshila lebyi byi tungulaka matimu ya tloko ra hina lava ya siyiveke ehandle. Va wu thyle ku ri "Hi ya Emahlweni Hi Tiya" ("The Stronger We Become"). Vatshila lava nga hlawula ku tirha na vona, Tracey Rose, Mawande Ka Zenze na Dineo Seshee Bopape, hinkwavo va langutle endzhaku laha hi humaka kona leswaku va kota ku twisisa kahle leswi hi nga xiswona sweswi.

Nkule a ku, "A wu swi tvi loko kuri u ta hula, hikwalaho u fanele u va na xivindzi. Mphikizano wu'wana na wu'wana kumbé xikombelo xa nseketele wa swa timali i ku ringeta, naswona eka nkarhi lowu hi kumile 10 eka 10!"

Get story active!



Here are some activities for you to try. They are based on all the stories in this edition of the *Nal'ibali Supplement: Explore! Awesome South African artists* (pages 5, 6, 11 and 12), *The very tired lioness* (pages 7 to 10) and *Temo and the plant thieves* (page 14).

Endla ntsheketo wu nyanyula!

Hi leyi migingiriko yin'wana leswaku u yi ringeta. Yi huma eka mitsheketo hinkwayo eka nkandziyiso lowu wa Xitatisi xa Nal'ibali: *Valanga! Vatshila vo hlamarisa va Afrika-Dzonga* (mapheji 5, 6, 11 na 12), *Nghala ya nkati leyo karhala* (mapheji 7 ku fika eka 10) na *Temo na makhamba ya swibyariwa* (pheji 15).

Explore! Awesome South African artists

- ★ Write down five things that you found interesting or that surprised you about the artists' stories.
- ★ Use recycled materials (like cardboard boxes, fabric scraps, egg cartons, pictures from magazines and cardboard toilet rolls) and/or natural materials (like twigs, sand and leaves) to create a sculpture (an object) or a collage (a picture made of different materials) about yourself. Think about the things that make you unique, things that interest you and things you like to do.

Valanga! Vatshila vo hlamarisa va Afrika-Dzonga


- ★ Tsala swilo swa ntlhanu leswi u nga kuma swi tsakisa kumbe leswi nga ku hlamarisa hi switori swa vatshila.
- ★ Tihisa swilo leswi vuyelerisekaka (kufana na mabokisi ya makhadibodo, malapl ya khale, tikhatthoni ta mandza, swifaniso swa timagazini na khadibodo ra thixu) na/kumbe swilo swa ntumbuluko (kufana na swimhandzani, sava na matluka) ku endla ximakiwa (nchumu) kumbe kholaji (xifaniso lexi nga endlwa hi swilo swo hambanahambana) mayelana na wena. Anakanya hi swilo leswi endlaka leswaku u va wo hlawuleka, swilo leswi u swi tsakelaka na swilo leswi u tsakelaka ku swi endla.

The very tired lioness

- ★ What could the lioness be thinking as she looks down at the beautiful world that she left behind? Write her thoughts in the big cloud.
- ★ How do you think she feels? Write a "feeling" word in each of the small clouds.

Nghala ya nkati leyo karhala

- ★ Xana nghala ya nkati yi nga va yi anakanya yini loko yi languta ehansi yi vona ku saseka loku yi nga ku siya endzhaku? Tsala mianakanyo ya yona eka papa lerikulu.
- ★ Xana u anakanya leswaku yi titwa njhani? Tsala rito ra "matitwelo" eka swipapani leswi nga kona.



Temo and the plant thieves

- ★ Make "Wanted" posters for the goats, cows and birds. Start by writing down all the words you can think of that describe each animal. Write "Wanted" at the top of three separate A4 sheets of paper. On each sheet, draw a picture of one of the animals, and then use the words you thought of to write a short description of the animal so that people will easily be able to recognise it.
- ★ What is the most unusual plant you can think of growing? How could it be used?



Temo na makhamba ya swibyariwa

- ★ Endla phositara ya "Mulaviwa" ya timbuti, tihomu na swinyenyani. Sungula hi ku tsala marito hinkwawo lama u nga ma tihisaka ku hlamusela xiharhi xin'wana na xin'wana. Tsala "Mulaviwa" ehenhla ka phepha rin'wana na rin'wana eka lamanharhu ya A4. Eka phepha rin'wana na rin'wana, dirowa xifaniso xa xiharhi xin'wana na xin'wana, kutani u tihisa marito lama u nga anakanya ha wona ku tsala nhlamuselo ya xiharhi xin'wana na xin'wana leswaku vanhu va kota ku hatla va xi lemuka.
- ★ Hi xihhi xibyariwa lexi nga tolovelakangiki lexi u ehleketaka ku xi byala? Xana xi nga tihisiwa yini?

I'd love to grow a plant that has books on it instead of leaves, then I could pick a new book to read any time.



Ndzi lava ku byala xibyariwa lexi nga ni tibuku eka xona ematshan'weni ya matluka, leswaku ndzi ta kota ku kha buku yintshwa leswaku ndzi ta yi hlava nkarhi wihi na wihi.

I'd love to grow a plant with purple leaves and purple bubblegum on it. Purple is my favourite colour and I love bubblegum, so I'd always have two of my favourite things nearby!



Ndzi lava ku byala xibyariwa xa matluka ya xivunguvungu na chepisi ya xivunguvungu eka xona. Xivunguvungu i muhlovo lowu ndzi wu rhandzaka naswona ndzi rhandza chepisi, hikwalaho ndzi ta tshama na swilo swimbirhi leswi ndzi swi rhandzaka ekusuhu na mina!



Temo and the plant thieves



By Kgosi Kgosi ■ Illustrations by Magriet Brink and Leo Daly

Temo was a clever young girl who lived in the village of Qunu. She loved going to school and learning new things.

One day at school, her class learnt about planting and growing vegetables. Temo was so fascinated by this idea that she could not wait to get home to tell her parents about it.

BRRRRING! The last school bell of the day rang and all the children rushed out of their classrooms to make their way home.

When Temo arrived home, her mother and father were in the kitchen having tea.

"Hello, Mama. Hello, Papa," she said as she walked into the kitchen.

"Hello, Temo," answered her parents.

"How was your day at school today?" asked her mother.

"It was good! I learnt something very interesting," replied Temo excitedly while making her way to her bedroom.

Temo's parents wondered what their daughter was talking about, but before they could ask her to explain, she had disappeared.

In her bedroom, Temo took off her school uniform and put on her other clothes. But these were not her everyday other clothes. She put on her overalls, gumboots and a hat.

Temo walked back into the kitchen. "Ta-da! Mama and Papa, look!" she said.

Her parents were very surprised. Temo never wanted to do any chores at home, so why was she suddenly dressed in work clothes?

"Why are you dressed like that, Temo?" her father asked.

"Because I want to start growing my own vegetables, Papa," she said excitedly.

"So, you want to have your own garden here at home?" her mother asked.

"Yes, Mama," Temo replied.

Temo's parents looked at each other and wondered how Temo would manage to take care of a garden when she complained about chores as simple as making them tea. But they decided to have faith in her anyway.

So Temo and her father went outside and chose a piece of land in their yard where Temo could start her garden. Then Temo's father went inside to change into his overalls.

First, Temo and her father used a garden fork to break up the ground they had chosen. This helped make the soil soft for planting seeds. It also helped loosen unwanted weeds and stones under the soil. Next, they raked all the unwanted weeds and stones from the soil. Temo and her father put all the weeds into big black plastic bags and threw them into the dustbin.

The next day when Temo came back from school, she quickly changed out of her school uniform and went into her garden with her father. Her father had bought some seeds for them to plant. So, they planted and planted! They planted spinach, carrot, tomato and bean seeds. Then Temo watered the soil to help the seeds grow. Every day after that Temo was excited to come home from school and water her garden.



But there was a little problem: while no one was looking, the animals were starting to eat Temo's vegetable plants!

One day, when she came home from school, Temo found the goats feeding in her garden. She chased them away and ran into the house.

"Mama! Papa! The goats are eating my vegetable plants. Why didn't you watch out for them?" she said, crying.

"Sorry, Temo," apologised her father. "Mama and I were taking a nap. Let's go outside and see what we can do."

So they went into the garden. What a mess the goats had made! But at least only a small part of the garden had been damaged.

"Let's build a fence around the garden, Papa," Temo suggested.

"That's a good idea!" Papa replied.

So Temo and her father built a fence around the garden so the goats could no longer get in.

The next day when she came home from school, Temo found the cows eating her plants. The cows had been clever enough to open the garden gate with their horns!

Temo tried to chase the cows away, but it only took one cow with large, sharp horns to look at her and she was terrified! The cows looked so big! So she ran into the house.

"Mama! Papa! This time the cows are eating my vegetable plants," she said.

Temo and her father went outside and found the cows grazing in Temo's garden. Her father chased them away.

"Papa, why don't we lock the gate with a padlock?" Temo suggested. "That way the cows won't be able to open the gate again."

Her father thought that was a good idea so they went and bought a padlock and they locked the gate.

The next day when Temo came back from school, she found not the goats, not the cows, but the birds eating the plants in her garden! She chased them away and ran to tell her parents.

"Mama! Papa! Now the birds are eating my vegetable plants," she cried.

Temo's father went outside with her to see what the problem was.

"I don't know what to do now, Temo," said her father scratching his head as he thought hard.

"I know what we can do," said Temo quickly. "We can put a net over the garden, then the birds won't be able to get to the plants."

And Temo was right! She never had to worry about any animals eating the plants in her garden again. No goats could get in, no cows could get in and no birds could get in either.

The plants in her garden grew and grew, and soon the vegetables were ready for picking! Temo's mother cooked a tasty soup of beans, carrots, spinach and tomatoes and they all enjoyed a meal that had come from Temo's garden.





Temo na makhamba ya swibyariwa

Hi Kgosi Kgosi ■ Mikombiso hi Magriet Brink na Leo Daly



Ndihawu
ya mitsheketo

Temo a ri nhwana lontsongo wo tlhariha swinene loyi a tshama etikweni ra le Qunu. A rhandza ku ya exikolweni na ku dyondza swilo leswintshwa.

Siku rin'wana exikolweni, tlilasi yi dyondzile hi ku byala na ku kurisa matsavu. Temo a tsakisiwa hi mianakanyo leyi lero a tsakela ku hatlisa a fika ekaya ku ya byela vatswari wa yena hi yona.

NGEEEE! Nsimbi yo hetelela ya siku ra xikolo yi ba kutani vana hinkwavo va huma hi xihatla etlilasinini ta vona va khoma ndlela yo ya ekaya.

Loko Temo a fika ekaya, manana na tatana wa yena a va ri exitangeni va ri karhi va nwa tiya.

"Ahee, Mhani. Ahee, Papa," u swi vurile loko a ri karhi a nghena exitangeni.

"Ahee, Temo," ku hlamula vatswari wa yena.

"Xana a ri ri njhani siku ra wena exikolweni?" ku vutisa manana wa yena.

"A ri ri kahle! Ndzi dyondzile swin'wana swo tsakisa," ku hlamula Temo a tsakile loko a ri karhi a ya ekamareni rakwe.

Vatswari va Temo va hlamala leswaku nhwana wa vona u vulavula hi yini, kambe loko wa nga si n'wi kombela leswaku a hlamusela, se a nyamalarile.

Ekamareni ra yena, Temo u hlururile yunifomo ya xikolo a ambala swiambalo swin'wana swa yena. Kambe leswi a swi nga ri swiambalo swa yena swa masiku hinkwavo. U ambarile mugqokakan'we wa yena, mavhaterebutsu na xihuku.

Temo a tlhelela exitangeni. "Tha-da! Mhani na Papa, vonani!" a vula.

Vatswari va yena va hlamarile swinene. Temo a nga swi rhandzu ku endla mitirho ya le kaya, hikwalahokayini a hatle a ambala swiambalo swo tirha hiswona?

"Hikwalahokayini u ambarile hi ndlela yaleyo, Temo?" ku vutisa tatana wa yena.

"Hikuva ndzi lava ku sungula ku byala matsavu ya mina, Papa," a vula a tsakile.

"Kutani, u lava ku va na ntanga wa wena kwala kaya?" ku vutisa manana wa yena.

"Ina, Mhani," ku hlamula Temo.

Vatswari va Temo va langutana va hlamala leswaku Temo u ta swi kotisa ku yini ku hlaysa ntanga wakwe loko a vilela hi mitirho yo olova kufana na ku va endlela tiya. Kambe va tekile xiboho xa ku n'wi tshembha hambiswiritano.

Hiloko Temo na tatana wa yena va ya ehandle ku ya hlawula xiphemu xa ndhawu ejarateni laha Temo a nga ta sungula ntanga wa yena. Endzhaku tatana wa Temo a ya enndlwini ku ya cinca a ambala mugqokakan'we.

Xosungula, Temo na tatana wa yena va tirhisile fokusipedi ku pfupfunya misava leyi wa nga yi hlawula. Leswi swi pfuna ku olovisa misava leswaku ku byariwa mbewu. Swi tlhele swi pfuna ku olovisa ku tsuvulela nhova na maribye ehansi ka misava. Lexi landzelaka, va harikele ekule nhova na maribye emisaveni. Temo na tatana wa yena va cherile nhova na maribye endzeni ka pulasitiki leyikulu ya ntima va swi chela endzeni ka diromu ro chela thyaka.

Hi siku leri landzelaka loko Temo a vuya exikolweni, hi ku hatlisa a cincile yunifomo ya yena ya xikolo kutani a ya entangeni na tatana wa yena. Tatana wa yena a xavile mbewu leswaku va ta yi byala. Kutani, va byala na ku byala! Va byarile xipinichi, tikherotso, matamatasi na mbewu ya tinyaw. Endzhaku Temo a cheleta misava ku pfuneta swibyariwa ku mila. Siku na siku endzhaku ka sweswo Temo a tsakile ku vuya ekaya kusuka exikolweni a ta cheleta ntanga wa yena.



Kambe a ku ri na xiphiso xitsongo: loko ku ri hava loyi a langutile, swifuwo a swi sungula ku dya swibyariwa swa matsavu ya Temo!

Siku rin'wana, loko a vuya exikolweni, Temo u kumile timbuti ti ri karhi ti dya swibyariwa swa yena entangeni. U ti hlongorisile a tsutsumela endzeni ka yindlu.

"Mhani! Papa! Timbuti ti le ku dyeni ka swibyariwa swa matsavu ya mina. Hikwalahokayini mi nga swi langutisangi?" a vula, hi ku rila.

"Hi khomeli, Temo," ku tisola tatana wakwe. "Mina na Mhani a hi badamile. A hi yi ehandle hi ya vona leswi hi nga swi endlaka."

Kwalaho va ya entangeni. Timbuti ti endlile hansahansa! Kambe a ku ri xiphemu xitsongo xa ntanga lexi nga onhiwa.

"A hi akeleti rihlampfu hi rhenzela ntanga, Papa," ku ringanyeta Temo.

"Yaleyo i mianakanyo ya kahle!" ku hlamula Papa.

Kutani Temo na tatana wa yena va aka rihlampfu ri rhenzela ntanga leswaku timbuti ti nga ha swi koti ku nghena.

Hi siku leri landzelaka loko a nghena ekaya a vuya exikolweni, Temo u kumile tihomu ti ri karhi ti dya swibyariwa swa yena. Tihomu ti swi tlhariherile ku ringana laha ti nga pfula nyangwa wa ntanga hi timhondzo ta tona!

Temo u ringetile ku hlongorisa tihomu, kambe ku vile homu yin'we ya timhondzo letikulu, to tontswa ku va yi n'wi languta kutani a tela hi ku chava! Tihomu a ti languteka ti kurile! Hikwalaho a tsutsumela endlwini.

"Mhani! Papa! Sweswi i tihomu leti dyaka swibyariwa swa mina swa matsavu," a vula.

Temo na tatana wa yena va yile ehandle va kuma tihomu ti ri karhi tidya entangeni wa Temo. Tatana wa yena a ti hlongola.

"Papa, hikwalahokayini hi nga lotleli nyangwa hi ganju?" ku ringanyeta Temo. "Hi ndlela yaleyo tihomu a ti nge swi koti ku pfula nakambe."

Tatana wa yena u anakanyile a swi vona leswaku leyi i mianakanyo ya kahle kutani va famba va ya xava ganju kutani va lotlela nyangwa.

Hi siku leri landzelaka loko Temo a vuya exikolweni, a kuma leswaku a hi timbuti, a hi tihomu, kambe i swinyenyani swi dyaka swibyariwa entangeni wa yena! U swi hlongorile kutani a tsutsuma a ya byela vatswari wa yena.

"Mhani! Papa! Sweswi swinyenyani swi dya swibyariwa swa matsavu ya mina," a rila.

Tatana wa Temo u yile na yena ehandle ku ya vona leswaku xiphiso i yini.

"A ndza ha swi tiva leswaku ndzi nga endla yini sweswi, Temo," ku vula tatana wa yena a ri karhi n'waya nhloko loko a ri karhi a anakanya hi matimba.

"Ndza swi tiva leswaku hi nga endla yini," ku vula Temo hi ku hatlisa. "Hi nga vekela nete ehenhla ka ntanga, kutani swinyenyani swi nge swi koti ku fikelela swibyariwa."

Nakambe Temo a tiyisile! A nga ha vilelangi hi xiharhi xihhi kumbe xihhi leswaku xi dya swibyariwa entangeni wa yena nakambe. A ku ri hava mbuti leyi a yi ta nghena, a ku ri hava tihomu leti a ti nghena naswona na swinyenyani a swi nga ha ngheni.

Swibyariwa entangeni swi kula na ku kula, hi xinkadyana matsavu a ya ringanerile ku khiwa! Manana wa Temo u swekile supu yo nandziha ya tinyawa, tikherotso, xipinichi na matamatasi kutani hinkwavo va tiphina hi swakudya leswi a swi huma entangeni wa Temo.



Nal'ibali fun


Swo tsakisa hi Nal'ibali



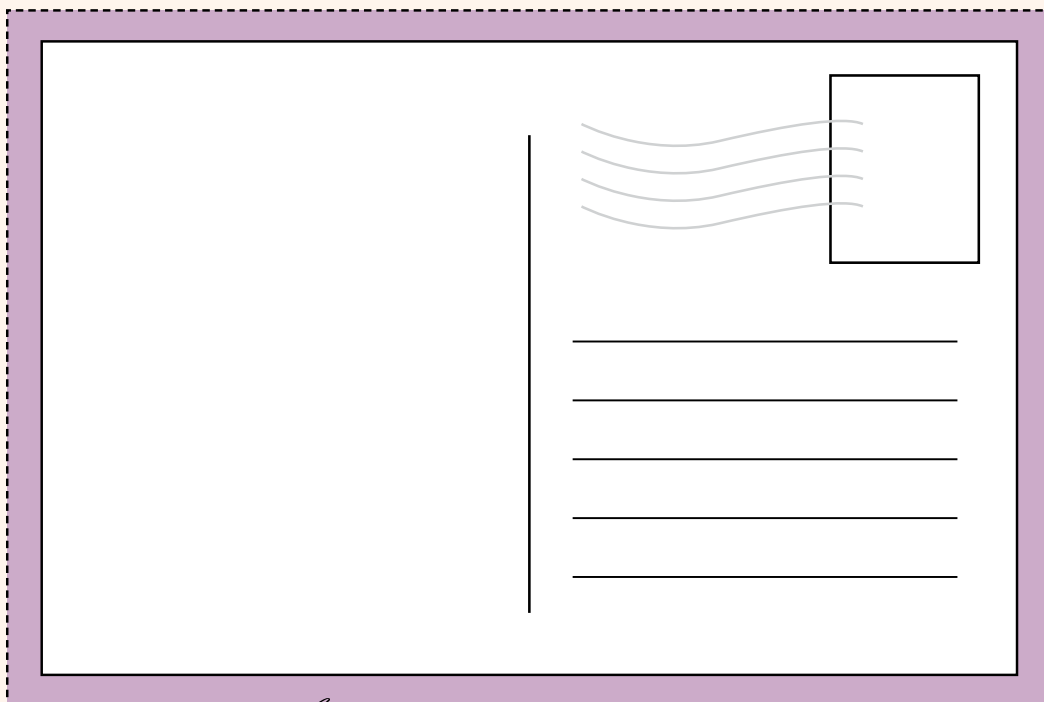
When people travel to interesting places they often send postcards to friends and family back home. Postcards usually have a photograph of a place you have visited on one side. A message and the address of the person you are sending the postcard to, are on the other side. Now follow the steps below to make your own postcard!

1. Cut out the front and back sides of the postcard.
2. Glue the two sides together.
3. On the front of your postcard, draw a picture of a place you would like to visit or a place you enjoyed visiting – or create a magical place all of your own!
4. On the back of your postcard:
 - ★ on the left, write a message to someone you know telling them about how you are enjoying visiting the place in the picture and what you've done while you are there.
 - ★ start your message like this: Dear ...
 - ★ don't forget to say who the message is from – you!
 - ★ on the lines on the right, write the name, surname and address of the person you are sending the postcard to.
 - ★ in the empty block above the address, draw a postage stamp.

Front/Emahlweni



Back/Endzhaku



Loko vanhu va endzela tindhawu leto tsakisa hi mikarhi yo tala va rhumela tiposikarata eka vanghana na vandyangu lava nga sala ekaya. Tiposikarata ti tala ku va na xifaniso xa ndhawu leyi u nga yi vhakela hi tlhelo lerin'wana. Mahungu na adirese ya munhu loyi a rhumeriwaka posikarata, swi le ka tlhelo lerin'wana. Sweswi landzelela magoza lawa nga laha hansu ku endla posikarata ya wena!

1. Tsemeta matlhelo ya le mahlweni na ya le ndzhaku ka posikarata.
2. Namarheta matlhelo lamamambirhi ya khomana.
3. Emahlweni ka posikarata ya wena, dirowa xifaniso xa ndhawu leyi u tsakelaka ku yi endzela kumbe ndhawu leyi u nga tiphina loko u yi endzerile – kumbe u ti endlela ndhawu ya wena yo hlamarisa!
4. Endzhaku ka posikarata ya wena:
 - ★ hi le ximatsini, tsalela un'wana loyi u n'wi tivaka hungu un'wi byela hilaha u tiphinaka hi kona ku endzela ndhawu leyi nga exifanisweni na leswi u nga swi endla loko u ri kwale.
 - ★ sungula hungu ra wena hi ndlela leyi: La rhandzekaka ...
 - ★ u nga rivali ku vula laha hungu ri humaka kona – wena!
 - ★ eka mitlala leyi nga exineneni, tsala vito, xivongo na adirese ya munhu loyi u n'wi rhumelaka posikarata.
 - ★ eka vangwa ra xibokisani ehenhla ka adirese, dirowa xitempe xa le posweni.



Nal'ibali is here to motivate and support you. Contact us by calling our call centre on 02 11 80 40 80, or in any of these ways:

Nal'ibali yi kona ku ku hlohotela na ku ku seketela. Tihlanganisi na hina hi ku bela riqingho eka senthara 02 11 80 40 80, kumbe hi tindlela tin'wana:



www.nalibali.org



www.nalibali.mobi



nalibaliSA



@nalibaliSA



@nalibaliSA



info@nalibali.org

Produced by The Nal'ibali Trust and Arena Holdings Education. Translation by Given J Hlongwani. Nal'ibali character illustrations by Rico.

The Herald

Sowetan
IN THE KNOW ON THE MOVE.

Nal'ibali