



NORTHWESTERN vs. PITTSBURGH
DEC. 28, 2016 • YANKEE STADIUM



CHICAGO'S BIG TEN TEAM

NORTHWESTERN FOOTBALL QUICK FACTS

GENERAL INFORMATION

School: Northwestern University
 Location: Evanston, Ill.
 Enrollment: 8,688
 Nickname: Wildcats
 Founded: 1851
 School Color: Purple
 Conference: Big Ten
 Stadium (Capacity): Ryan Field (47,130)
 Playing Surface: Grass
 Affiliation: NCAA Division I (FBS)
 President: Morton Schapiro
 (Hofstra, 1975)
 VP for Athletics and Recreation:
 Jim Phillips (Illinois, 1990)
 Athletic Dept. Phone: (847) 491-3205

HISTORY

First year of football: 1882
 All-time bowl record: 2-10
 Years in postseason play: 13
 Last postseason appearance:
 2016 Outback Bowl
 Result: Lost (45-6) vs. Tennessee

All-time record: 524-658-44
 (133 seasons)
 Big Ten Championships (8):
 (1903, 1926, 1930, 1931, 1936, 1995,
 1996, 2000)

HEAD COACH

Pat Fitzgerald
 (Northwestern, 1997)
 Career Record (year): 76-62 (11th)
 NU Record (year): 76-62 (11th)
 Football office phone: (847) 491-7274

ASSISTANT COACHES/STAFF

Randy Bates
 Linebackers
 (Ohio State, 1983)
Jerry Brown
 Assistant Head Coach/Defensive Backs
 (Northwestern, 1972)
Adam Cushing
 Offensive Line
 (Chicago, 2002)

Mike Hankwitz

Defensive Coordinator
 (Michigan, 1970)

Bob Heffner

Superbacks
 (Temple, 1979)

Marty Long

Defensive Line
 (The Citadel, 1986)

Matt MacPherson

Running Backs/Recruiting Coordinator
 (DePauw, 1998)

Mick McCall

Offensive Coordinator/Quarterbacks
 (Southern Colorado, 1979)

Dennis Springer

Wide Receivers
 (Butler, 1993)

Tim Brandon

Graduate Assistant—Offense
 (Wyoming, 2014)

Mike Kafka

Graduate Assistant—Offense
 (Northwestern, 2009)

Steven Pursley

Graduate Assistant—Defense
 (Arizona State, 2011)

David Girardi

Graduate Assistant—Defense
 (Geneva College, 2010)

Jacob Schmidt

Director of Player Development
 (Northwestern, 2010)

Cody Cejda

Director of Football Operations
 (Michigan, 2007)

Chris Bowers

Director of Player Personnel
 (Wittenberg, 1999)

Jay Hooten

Director of Football Performance
 (Capital, 2002)

Mike Valentine

Assistant A.D., Equipment Operations
 (DePauw, 2004)

TABLE OF CONTENTS

Team Notes.....	2-5	Head Coach Pat Fitzgerald.....	13
Rosters.....	6	Student-Athlete Bios	14-26
Depth Chart	7	Assistant Coaches	27-29
Pronunciation Guide.....	7	2016 Game Recaps	30-41
2016 Starters/Career Starts.....	18	2016 Statistics.....	42-50
Player Spotlight/Career Highs ...	9-11	Northwestern History	51-75
Last Time It Happened.....	11	Bowl History	76-83
Season/Career Records	12	Clip Report.....	84-108

2016 New Era Pinstripe Bowl Guide designed and edited by Northwestern Athletic Communications staff.

PHOTOGRAPHY: Stephen J. Carrera
 Special thanks to the New Era Pinstripe Bowl

NORTHWESTERN ATHLETIC COMMUNICATIONS

Paul Kennedy, Assistant AD for Communications
 P: 847-467-2028 | C: 312-497-5990
 E: pkennedy@northwestern.edu

Kyle Kelley, Asst. Director for Communications
 P: 847-491-8800 | C: 989-400-1705
 E: kyle.kelley@northwestern.edu



NORTHWESTERN VS. #23 PITTSBURGH

YANKEE STADIUM (47,470)

NEW YORK, NY • DECEMBER 28, 2016

1 PM CT • ESPN



2016 NORTHWESTERN & NEW ERA PINSTRIPE BOWL NOTES

ONE OF THE NATION'S BEST

Senior wide receiver Austin Carr was named the program's first ever Richter-Howard Big Ten Receiver of the Year after leading the league in receptions (84), receiving yards (1,196) and touchdowns (12) during the regular season. See below for notes on Carr's tremendous season heading into the 2016 Pinstripe bowl.

- Consensus First Team All-Big Ten
- 2016 Biletnikoff Award and Burlsworth Trophy Finalists
- Tied a Northwestern single-season record for receiving touchdowns
- 84 receptions and 1,196 receiving yards are the second-best marks in a season in program history
- Caught a touchdown in eight games, including a NU record six-consecutive games from Sept. 10 to Oct. 22
- Six 100-plus yard receiving games
- Scored a career-high three touchdowns at Iowa on Oct. 1
- Scored two touchdowns at Michigan State to become first Wildcat with multiple receiving touchdowns in back-to-back games since Jeremy Ebert in 2011

Austin Carr's National Rankings

PLAYER, SCHOOL	TOTAL	RANK
Touchdowns	12	12th
Receptions Per Game	7.0	13th
Receiving Yards	1,196	15th
Receiving Yards Per Game	99.7	13th



L, 22-21

RYAN FIELD



L, 9-7

RYAN FIELD



W, 24-13

RYAN FIELD



L, 24-13

RYAN FIELD



W, 38-31

IOWA CITY, IOWA




W, 54-40

EAST LANSING, MICH.



W, 24-14

RYAN FIELD



L, 24-20

COLUMBUS, OHIO



L, 21-7

RYAN FIELD



W, 45-17

WEST LAFAYETTE, IND.



L, 29-12

MINNEAPOLIS, MINN.



W, 42-21

RYAN FIELD

FITZGERALD'S PROGRAM

Dan and Susan Jones Family Head Football Coach Pat Fitzgerald has guided the Wildcats to seven bowl games in the last nine seasons. The 2016 New Era Pinstripe Bowl will be the 'Cats' 13th bowl appearance all time, with Fitzgerald having been a part of 11 of those - seven as a head coach, two as an assistant coach and two as a player. Fitzgerald's 76 wins are the most in Northwestern history and puts him on a short list of just eight active FBS coaches that are the all-time winningest coach at their respective programs.

THREE-STRAIGHT 1,000-YARD SEASONS

Junior running back Justin Jackson led the Big Ten with 1,300 rushing yards to earn First-Team All-Big Ten honors, becoming the first player in Northwestern history to rush for 1,000-plus yards in three-straight seasons in the process. Jackson moved his way up the record book and enters the bowl game second in program history with 3,905 career rushing yards, just 580 shy of Damien Anderson's (1998-2001) school record of 4,485. The Carol Stream, Illinois, native scored a career-high 12 touchdowns this season and capped the regular season with a 173 yards and three scores in a 42-21 win over rival Illinois to help Chicago's Big Ten Team even its record at 6-6 to become bowl eligible.

MORE ON JUSTIN JACKSON THE BALLCARRIER

Jackson ranks fourth in program history with 4,478 career all-purpose yards, just 131 shy of Darnell Autry (1994-96) for third in program history. With his 12 rushing touchdowns this season, he ranks sixth in school history with 27 career scores on the ground. See below for more notes on Jackson's illustrious career thus far:

- Big Ten's active leading rusher with 3,905 career yards
- Has rushed for over 100 yards 19 times in his career, including 14 times in Big Ten play
- Has rushed for 2,871 yards in 25 career Big Ten games, averaging 114.8 yards per contest

Active All-Time Winningest Coaches (FBS)

SCHOOL	HEAD COACH	RECORD
Kansas State	Bill Snyder	201-105-1
Navy	Ken Niumatalolo	77-40
Northwestern	Pat Fitzgerald	76-62
Oklahoma	Bob Stoops	189-48
Oklahoma State	Mike Gundy	103-50
Old Dominion	Bobby Wilder	66-30
South Alabama	Joey Jones	48-41
TCU	Gary Patterson	149-53

EYES ON THE CHARTS (CAREER RUSHING YARDS)

PLAYER	YEARS	YARDS
#1 Damien Anderson	1998-2001	4,485
#2 Justin Jackson	Active	3,905

EYES ON THE CHARTS (CAREER ALL-PURPOSE YARDS)

PLAYER	YEARS	YARDS
#1 Damien Anderson	1998-2001	5,271
#2 Tyrell Sutton	2005-08	5,138
#3 Darnell Autry	1994-96	4,609
#4 Justin Jackson	Active	4,478

2016 NORTHWESTERN & NEW ERA PINSTRIPE BOWL

THORSON THROWING DARTS

Sophomore quarterback Clayton Thorson has been among the nation's elite quarterbacks in his second season as the Wildcats' signal caller. Thorson earned honorable mention All-Big Ten honors after completing 257-of-448 passes for 2,968 yards and tying the NU single-season record with 21 touchdown passes. Below are more notes on Thorson's 2016 campaign:

- His 2,968 passing yards are the most by a NU quarterback in his sophomore season and the fourth most in a season all time
- Ranks fourth in the Big Ten in passing yards, touchdowns, yards per game (247.3) and points responsible for per game (13.0)
- Threw three touchdown passes five times this season, becoming the first NU quarterback to accomplish the feat since at least 2000
- His six consecutive games with at least 250 passing yards from Oct. 15 to Nov. 19 were the most by a Wildcat since Brett Basanez accomplished the feat in five straight games in 2005
- Threw for over 300 yards in two games, including a career-high 352 in a 45-17 win at Purdue.
- Already ranks seventh in school history with 28 career passing touchdowns and 10th with 4,490 career passing yards

A ONE-MAN WRECKING CREW

Senior defensive end Ifeadi Odenigbo led the Big Ten with a career-high 10 sacks this season to earn first-team all-league honors. Odenigbo ranks second in program history behind only Casey Dailey (1994-97) with 23.5 career sacks. A few notes on Odenigbo's senior season are below:

- Set a Northwestern single-game record and earned Big Ten Defensive Player of the Week honors with four sacks in a 38-31 win at Iowa on Oct. 1
- Notched two more sacks in 54-40 win at Michigan State on Oct. 15, becoming the first player in program history to record multiple sacks in back-to-back games.
- Recorded a sack in three-straight games from Oct. 1 to Oct. 22.

NO ASSISTANCE NEEDED

Junior safety Godwin Igwebuike was named Second-Team All-Big Ten after leading the Wildcats' defense with 101 tackles, including 75 solo stops. Igwebuike ranks sixth in the country with 6.3 solo tackles per game and had four games with at least eight solo stops, including a career-high 13 in the Big Ten opener versus Nebraska on Sept. 24.

WALK THE WALK

Junior linebacker Anthony Walker, Jr., also earned Second-Team All-Big Ten honors despite being hampered by a minor injury suffered in preseason camp. Walker finished the regular season with 98 tackles, 10 tackles for loss, two sacks, an interception, three forced fumbles and a pair of fumble recoveries. Since a season-low four tackles in the Big Ten opener against Nebraska, Walker has averaged 9.4 tackles per game over his last eight contests, a stretch that includes 7.5 tackles for loss.

A RAG-TAG BUNCH

Between Austin Carr, Flynn Nagel, Garrett Dickerson, Andrew Scanlan, Macan Wilson and Solomon Vault, Northwestern's primary receivers entered the season with just 61 career receptions. The group has elevated the Wildcats' offensive attack this season, each setting new career highs in receptions, receiving yards and yards per catch. In total, the six Wildcats have seen a 242 percent increase in receptions (61 to 209) and 249 percent increase in receiving yards (746 to 2,608) in just one season.

A PAIR OF WILDCATS EARN ACADEMIC ALL-AMERICA HONORS

Senior wide receiver Austin Carr (philosophy/3.53) and **junior running back Justin Jackson** (economics/3.31) both earned CoSIDA Academic All-America® Second-Team honors last week. Carr and Jackson became the first pair of Wildcats to earn Academic All-America® honors since 2011.

TALE OF THE TAPE

N	Rushing Yards/GM	Passing Yards/GM	Total Offense	Scoring Offense	Rushing Defense	Passing Defense	Total Defense	Turnover Margin	Penalty Yards/GM
	1452.	247.7	392.9	25.6	136.7	264.9	401.6	+0.58	29.5
Pitt	Rushing Yards/GM	Passing Yards/GM	Total Offense	Scoring Offense	Rushing Defense	Passing Defense	Total Defense	Turnover Margin	Penalty Yards/GM
	229.8	217.8	447.5	42.3	108.9	343.1	452.0	+0.25	49.8

LAST MEETING

N 14 21 Pitt

SEPTEMBER 29, 1973 • DYCHE STADIUM • EVANSTON, ILL.



NORTHWESTERN-PITTSBURGH SERIES INFORMATION

All-Time Series Record: 3-3

Last meeting: Pittsburgh 21, Northwestern 14
9/29/1973 • Evanston, Ill. • Dyche Stadium



- Two power-5 programs with a combined 261 years of college football history meet for the seventh time on Dec. 28, 2016, in the Pinstripe Bowl at Yankee Stadium in New York, New York.
- Led by second-year head coach Pat Narduzzi, the Panthers posted an 8-4 record during the regular season with wins over Penn State on Sept. 10, 42-39, and No. 2 Clemson on Nov. 12, 43-32. Pitt enters the New Era Pinstripe Bowl having won each of its last three games while averaging 58.3 points per game.
- Nine Panthers were honored on the 2016 All-ACC Football Team, led by first-team selections running back James Conner, return specialist Quadree Henderson, offensive guard Dorian Johnson and defensive end Ejuan Price.
- Conner, who announced earlier this month he will be entering the 2017 NFL Draft, heroically overcame both a knee injury and Hodgkin lymphoma to return to the field this season. The bruising back has rushed for 1,060 yards and 16 touchdowns on 208 carries (5.1 avg.). His 20 total touchdowns rank second in the ACC (trailing only Louisville quarterback Lamar Jackson's 21) and sixth nationally.
- Henderson has four returns for touchdowns this season, including a nation-leading three on kickoffs. He ranks second in the country in combined kick return yards (1,121), fifth in kickoff return average (31.1) and 11th in all-purpose yards per game (159.75).

BY THE NUMBERS

NORTHWESTERN

	Rank	B1G	Value
Total Offense	77	6	392.9
Rushing Offense	103	11	145.3
Passing Offense	51	4	247.7
Team Passing Efficiency	79	8	125.72
Scoring Offense	91	9	25.6
Total Defense	59	10	401.6
Rushing Defense	32	5	136.7
Passing Yards Allowed	108	14	264.9
Team Passing Efficiency Defense	34	8	120.84
Scoring Defense	23	5	22.1
Turnover Margin	19	4	0.58
3rd Down Conversion Percentage	82	9	.386
4th Down Conversion Percentage	102	12	.423
3rd Down Conversion Percentage Defense	31	6	.358
4th Down Conversion Percentage Defense	91	11	.583
Red Zone Offense	122	12	.737
Red Zone Defense	26	7	.776
Net Punting	102	9	35.47
Punt Returns	82	8	6.95
Kickoff Returns	15	3	24.00
First Downs Offense	67	6	254
First Downs Defense	77	13	262
Fewest Penalties Per Game	3	2	3.58
Fewest Penalty Yards Per Game	3	1	29.50
Time of Possession	125	14	25:43

PITT SCHEDULE/RESULTS

Date	Opponent	Result
Sept. 3	VILLANOVA	W, 28-7
Sept. 10	PENN STATE	W, 42-39
Sept. 17	at Oklahoma State	L, 38-45
Sept. 24	at North Carolina*	L, 36-37
Oct. 1	MARSHALL	W, 43-27
Oct. 8	GEORGIA TECH*	W, 37-34
Oct. 15	at Virginia*	W, 45-31
Oct. 27	VIRGINIA TECH*	L, 36-39
Nov. 5	at Miami*	L, 28-51
Nov. 12	at #2 Clemson	W, 43-42
Nov. 19	DUKE*	W, 56-14
Nov. 26	SYRACUSE*	W, 76-61
Dec. 28	Northwestern	1 p.m.

PITT SCHEDULE/RESULTS

RUSHING	ATT.	NET	AVG.	TD	LONG	AVG/G
James Conner	208	1060	5.1	16	40	88.3
Quadree Henderson	54	555	10.3	5	66	46.2
PASSING	CMP-ATT-INT	PCT.	YDS	TD	LONG	AVG/G
Nathan Peterman	172-288-6	59.7	2602	26	79	216.8
RECEIVING	NO.	YDS.	AVG.	TD	LONG	AVG/G
Jester Weah	34	795	23.4	9	75	66.2
Scott Orndoff	33	558	16.9	5	74	46.5
Quadree Henderson	23	241	10.5	1	37	20.1
SCORING	TD	FGS	XP	2PT.	PTS	
James Conner	20	0	0	1	122	
Chris Blewitt	0	9-15	63-66	0	90	
Quadree Henderson	10	0	0	0	60	
TACKLES	SOLO	AST.	TOTAL	FR	FF	INT-YDS
Ryan Lewis	58	19	77	0	0	2-0
Matt Galambos	37	33	70	2	0	0-0
Oluwaseun Idowu	34	34	68	0	2	0-0

PITTSBURGH

	Rank	ACC	Value
Total Offense	43	5	447.5
Rushing Offense	26	3	229.8
Passing Offense	79	11	217.8
Team Passing Efficiency	11	3	158.07
Scoring Offense	10	2	42.3
Total Defense	98	13	452.0
Rushing Defense	9	3	108.9
Passing Yards Allowed	127	14	343.1
Team Passing Efficiency Defense	111	13	145.41
Scoring Defense	109	13	35.6
Turnover Margin	43	5	0.25
3rd Down Conversion Percentage	22	4	.453
4th Down Conversion Percentage	20	3	.636
3rd Down Conversion Percentage Defense	72	10	.399
4th Down Conversion Percentage Defense	123	14	.708
Red Zone Offense	10	2	.923
Red Zone Defense	120	13	.926
Net Punting	92	10	36.15
Punt Returns	5	2	16.73
Kickoff Returns	1	1	29.03
First Downs Offense	75	9	248
First Downs Defense	99	14	276
Fewest Penalties Per Game	51	5	5.75
Fewest Penalty Yards Per Game	49	5	49.75
Time of Possession	39	6	31:24

2016 WILDCAT ROSTERS



No.	Name	Pos.	Ht.	Wt.	Cl./Elig.	Hometown/High School/Last College
25	Corey Acker	RB	5-9	175	Sr./Jr.	Ballston Lake, N.Y. (Shenendehowa Central)
7	Matt Alviti	QB	6-0	200	Sr./Jr.	Park Ridge, Ill. (Maine South)
37	Moe Almasri	DB	5-11	170	Gr./Jr.	Mokena, Ill. (Lincoln-Way East)
12	Auston Anderson	RB	5-9	190	Jr./So.	Plano, Texas (Plano West)
16	Quinn Baker	WR	5-11	195	Jr./So.	Trout Valley, Ill. (Cary-Grove)
47	Joe Bergin	DB	5-11	190	So./Fr.	Bloomfield Hills, Mich. (Detroit Country Day)
36	Jesse Brown	RB	5-11	192	Fr./Fr.	Lilburn, Ga. (Brookwood)
74	Graham Bullmore	OL	6-7	295	Sr./Jr.	Kenosha, Wis. (Bradford)
26	Brian Bullock	DB	5-11	185	Fr./Fr.	Round Rock, Texas (Round Rock)
59	J.B. Butler	OL	6-3	300	Jr./So.	Plainfield, Ill. (Joliet Catholic)
27	Roderick Campbell	DB	6-0	180	Fr./Fr.	St. Louis, Mo. (Chaminade College Prep)
94	Tommy Carnifax	DE	6-4	253	Fr./Fr.	Warren Ohio (Howland)
80	Austin Carr	WR	6-1	200	Sr./Sr.	Benicia Calif. (Benicia)
81	Ramaud					
	Chiaokhiao-Bowman	WR	6-2	193	Fr./Fr.	Minneapolis, Minn. (Breck)
79	Sam Coverdale	OL	6-7	305	Sr./Jr.	Chagrin Falls, Ohio (Kenston)
9	Garrett Dickerson	SB	6-3	240	Jr./Jr.	Englewood, N.J. (Bergen Catholic)
71	Tommy Doles	OL	6-6	295	Jr./So.	Grand Rapids, Mich. (Grand Rapids Christian)
87	Eric Eshoo	SB	6-4	225	Fr./Fr.	Chicago, Ill. (Loyola Academy)
5	Charlie Fessler	WR	6-4	215	So./Fr.	Erie, Pa. (Cathedral Prep)
40	Paddy Fisher	LB	6-3	235	Fr./Fr.	Katy, Texas (Katy)
52	Chris Fitzpatrick	LS	6-2	235	Sr./Sr.	Lawrenceburg, Ky. (Anderson County)
45	Nathan Fox	LB	6-2	245	So./Fr.	Houston, Texas (Clear Lake)
97	Joe Gaziano	DL	6-4	265	So./Fr.	Scituate, Mass. (Xavierian Brothers)
43	Tyler Gillikin	LS	6-3	205	Fr./Fr.	Atlanta, Ga. (Westminster)
50	Jango Glackin	LB	6-2	210	Fr./Fr.	Lebanon, Ohio (IMG Academy (Fla.))
54	Trent Goens	DL	6-3	250	So./Fr.	Chino Hills, Calif. (Chino Hills)
55	Mark Gooden	DE	6-2	230	Fr./Fr.	Reynoldsburg, Ohio (Reynoldsburg)
61	Jason Goosen	OL	6-8	305	Fr./Fr.	Virginia Beach, Va. (Tallwood)
84	Cameron Green	SB	6-3	210	So./Fr.	Buffalo Grove, Ill. (Stevenson)
10	TJ Green	QB	6-2	199	So./Fr.	Leawood, Kan. (Rockhurst)
32	Nate Hall	LB	6-2	230	Jr./So.	Toledo, Ohio (Southview)
26	Chad Hanaoka	RB	5-10	175	Jr./Jr.	Honolulu, Hawaii (Iolani School)
72	Blake Hance	OL	6-5	305	Jr./So.	Jacksonville, Ill. (Jacksonville)
24	Montre Hartage	CB	6-0	190	So./So.	Cordele, Ga. (Crisp County)
35	Tom Hruby	LB	6-3	240	Sr./Sr.	Crown Point, Ind. (Andrean)
16	Godwin Igwebuike	S	6-0	205	Sr./Jr.	Pickerington, Ohio (Pickerington North)
21	Justin Jackson	RB	5-11	193	Jr./Jr.	Carol Stream, Ill. (Glenbard North)
89	Cole Johnson	WR	6-1	201	Sr./Jr.	Avon, Ind. (Avon)
42	Joe Jones	LB	6-1	235	Sr./Sr.	Plano, Ill. (Plano)
57	Cameron Kolwich	OL	6-4	265	Fr./Fr.	Beverly Hills, Mich. (Orchard Lake St. Mary's)
17	Daniel Kubiuk	QB	6-1	200	Jr./So.	Barrington, Ill. (Barrington)
93	Greg Kuhar	DB	6-3	309	Sr./Sr.	Concord Township, Ohio (St. Edward)
67	Tyler Lancaster	DL	6-3	310	Sr./Jr.	Romeoville, Ill. (Plainfield East)
28	Jeremy Larkin	RB	5-10	175	Fr./Fr.	Cincinnati, Ohio (LaSalle)
86	Riley Lees	WR	6-0	190	Fr./Fr.	Libertyville, Ill. (Libertyville)
78	Adam Lemke-Bell	OL	6-5	285	So./Fr.	Oak Park, Ill. (Oak Park-River East)
48	Cody Link	LB	6-5	206	Fr./Fr.	Madison, Wis. (Edgewood)
13	Warren Long	RB	6-0	210	Sr./Sr.	Union City, Calif. (James Logan)
38	Drew Luckenbaugh	K/P	6-1	200	Fr./Fr.	Spring Grove, Pa. (Spring Grove)
46	Eric Lutzen	SB	6-6	235	Jr./So.	Pewaukee, Wis. (Pewaukee)
68	Connor Mahoney	OL	6-4	285	Sr./Sr.	Malvern, Pa. (Malvern)
28	Alonzo Mayo	DB	5-11	170	So./Fr.	Baltimore, Md. (The Gilman School)
41	Jared McGee	S	6-1	215	Jr./So.	Mansfield, Texas (Mansfield Legacy)
17	Marcus McShepard	WR	5-11	200	Sr./Jr.	University Heights, Ohio (Cleveland Heights)
70	Shane Mertz	OL	6-8	300	Sr./Sr.	Hazlet, N.J. (Raritan)
77	Jesse Meyler	OL	6-5	290	Fr./Fr.	Torton, Ontario (Episcopal (Va.))
33	Matt Micucci	PK/P	5-11	190	Sr./Jr.	Lake Zurich, Ill. (Stevenson)
95	Alex Miller	DL	6-3	260	Fr./Fr.	Houston, Texas (Stratford)
8	Jack Mitchell	K	6-3	210	Sr./Sr.	San Diego, Calif. (Torrey Pines)
20	John Moten IV	RB	6-0	202	So./Fr.	St. Louis, Mo. (John Burroughs School)
14	Jake Murray	DB	6-3	205	So./Fr.	Coppell, Texas (Coppell)
2	Flynn Nagel	WR	5-11	181	So./So.	Lemont, Ill. (Lemont)
96	Hunter Niswander	P	6-5	252	Sr./Jr.	Peninsula, Ohio (Woodridge)
69	Brad North	OL	6-2	290	Sr./Jr.	Allen, Texas (Allen)
48	Tommy Odell	S	5-11	196	Sr./Jr.	River Forest, Ill. (Oak Park-River East)
7	Ifeadi Odenigbo	DL	6-3	260	Sr./Sr.	Centerville, Ohio (Centerville)
76	Eric Olson	OL	6-6	305	Sr./Sr.	Sudbury, Mass. (Buckingham Browne & Nichols)
64	Andrew Otterman	OL	6-5	295	So./Fr.	Morristown, N.J. (Delbarton)
75	Ben Oxley	OL	6-6	291	Jr./So.	Avon Lake, Ohio (Avon Lake)
63	Ian Park	OL	6-4	305	Sr./Sr.	Pittsburgh, Pa. (Upper St. Clair)
51	Jaylen Prater	LB	6-0	230	Sr./Sr.	Hamden, Ohio (Wellston)
44	James Prather	SB	6-4	230	Jr./So.	Memphis, Tenn. (Memphis University School)
21	Kyle Queiro	S	6-3	200	Sr./Jr.	Verona, N.J. (Bergen Catholic)
23	Steven Reese	WR	6-2	200	So./Fr.	Buford, Ga. (Buford)
83	Heath Reineke	DL	6-3	235	Jr./So.	Ashland, Ohio (Ashland)
90	C.J. Robbins	DL	6-5	305	Sr./Sr.	Peru, Ill. (LaSalle-Peru)
6	Jelani Roberts	WR	5-8	166	So./So.	Owings Mills, Md. (The Gilman School)
49	Josh Roberts	LB	5-11	215	Sr./Jr.	Wamego, Kan. (Rock Creek)
98	Jake Saunders	DT	6-3	296	Fr./Fr.	Loveland, Ohio (Loveland)
82	Andrew Scanlan	WR	6-2	215	Sr./Sr.	Royersford, Pa. (Spring Ford)
88	Bennett Skowronek	WR	6-4	210	Fr./Fr.	Fort Wayne, Ind. (Homestead)
11	Aidan Smith	QB	6-2	200	Fr./Fr.	Fort Wayne, Ind. (Carroll)
58	Trevor Stroebel	LS	6-4	218	Sr./Jr.	Saukville, Wis. (Cedarburg) (Georgia Tech)
19	Jayme Taylor	SB	6-4	235	Jr./So.	The Woodlands, Texas (The Woodlands)
65	Jared Thomas	OL	6-4	290	So./Fr.	Indianapolis, Ind. (Cathedral)
99	Jordan Thompson	DB	6-3	290	So./So.	Cincinnati, Ohio (LaSalle)
18	Clayton Thorson	QB	6-4	220	Jr./So.	Wheaton, Ill. (Wheaton North)
85	Jack Tirmonia	WR	6-3	190	Fr./Fr.	Canton, Ohio
66	Nik Urban	OL	6-3	291	Fr./Fr.	Willoughby, Ohio (Willoughby South)
4	Solomon Vault	WR	5-10	190	Jr./Jr.	Gaithersburg, Md. (Gaithersburg)
73	Gunnar Vogel	OL	6-6	286	Fr./Fr.	Columbus, Ohio (Westerville South)
1	Anthony Walker Jr.	LB	6-1	245	Sr./Jr.	Miami, Fla. (Monsignor Edward Place)
10	Brett Walsh	LB	6-1	215	Sr./Jr.	Monrovia, Calif. (Monrovia)
56	Xavier Washington	DE	6-1	243	Jr./Jr.	Cedar Hill, Texas (Cedar Hill)
3	Keith Watkins II	CB	5-11	187	Sr./Jr.	Cincinnati, Ohio (Moeller)
39	Mason Weissenhofer	PK	6-2	185	So./Fr.	Plainfield, Ill. (Montini Catholic)
22	Parker Westphal	DB	6-1	198	Jr./So.	Bolingbrook, Ill. (Bolingbrook)
33	Travis Whillock	DB	6-0	180	Fr./Fr.	Katy, Texas (Katy)
29	Trae Williams	DB	5-11	200	So./Fr.	The Plains, Ohio (Athens)
15	Macan Wilson	WR	6-0	186	Sr./Jr.	Houston, Texas (Kinkaid)
92	Fred Wyatt	DL	6-4	285	Jr./So.	Lawrence, Kan. (Free State)
14	Lloyd Yates	QB	6-2	207	So./Fr.	Oak Park, Ill. (Oak Park-River East)

No.	Name	Pos.
1	Anthony Walker, Jr.	LB
2	Flynn Nagel	WR
3	Keith Watkins II	CB
4	Solomon Vault	WR
5	Charlie Fessler	WR
6	Jelani Roberts	WR
7	Matt Alviti	QB
8	Ifeadi Odenigbo	DE
9	Jack Mitchell	K
9	Garrett Dickerson	SB
10	TJ Green	QB
11	Aidan Smith	QB
12	Auston Anderson	RB
13	Warren Long	RB
14	Jacob Murray	DB
14	Lloyd Yates	QB
15	Macan Wilson	WR
16	Godwin Igwebuike	S
16	Quinn Baker	WR
17	Dan Kubiuk	QB
17	Marcus McShepard	WR
18	Clayton Thorson	QB
19	Jayme Taylor	SB
20	John Moten IV	RB
21	Justin Jackson	RB
21	Kyle Queiro	S
22	Parker Westphal	DB
23	Steven Reese	WR
24	Montre Hartage	DB
25	Corey Acker	RB
26	Chad Hanaoka	RB
26	Brian Bullock	DB
27	Roderick Campbell	DB
28	Jeremy Larkin	RB
28	Alonzo Mayo	DB
29	Trae Williams	DB
32	Nate Hall	LB
33	Matt Micucci	K
33	Travis Whillock	DB
35	Tom Hruby	LB
36	Jesse Brown	RB
37	Moe Almasri	DB
38	Andrew Luckenbaugh	K/P
39	Mason Weissenhofer	PK
40	Paddy Fisher	LB
41	Jared McGee	S
42	Joe Jones	LB
43	Tyler Gillikin	LS
44	James Prather	SB
45	Nathan Fox	LB
46	Eric Lutzen	SB
47	Joe Bergin	DB
48	Cody Link	LB
48	Tommy Odell	DB
49	Josh Roberts	LB
50	Jango Glackin	LB
51	Jaylen Prater	LB
52	Chris Fitzpatrick	LS
54	Trent Goens	DL
55	Mark Gooden	DL
56	Xavier Washington	DE
57	Cameron Kolwich	OL
58	Trevor Stroebel	LS
59	J.B. Butler	OL
61	Jason Goosen	OL
63	Ian Park	OL
64	Andrew Otterman	OL
65	Jared Thomas	OL
66	Nik Urban	OL
67	Tyler Lancaster	DL
68	Connor Mahoney	OL
69	Brad North	OL
70	Shane Mertz	OL
71	Tommy Doles	OL
72	Blake Hance	OL
73	Gunnar Vogel	OL
74	Graham Bullmore	OL
75	Ben Oxley	OL
76	Eric Olson	OL
77	Jesse Meyler	OL
78	Adam Lemke-Bell	OL
79	Sam Coverdale	OL
80	Austin Carr	WR
81	Ramaud Bowman	WR
82	Andrew Scanlan	WR
83	Heath Reineke	DL
84	Cam Green	SB
85	Jack Tirmonia	WR
86	Riley Lees	WR
87	Eric Eshoo	SB
88	Bennett Skowronek	WR
89	Cole Johnson	WR
90	CJ Robbins	DL
92	Fred Wyatt	DL
93	Greg Kuhar	DL
94	Tommy Carnifax	DL
95	Alex Miller	DL
96	Hunter Niswander	P
97	Joe Gaziano	DL
98	Jake Saunders	DL
99	Jordan Thompson	DL



PINSTRIPE BOWL DEPTH CHART

FIRST TEAM

	#	Name	Height	Weight	Year
LT	72	Blake Hance	6-5	305	So.
LG	59	J.B. Butler	6-3	300	So.
C	69	Brad North	6-2	290	Jr.
RG	71	Tommy Doles	6-6	295	So.
RT	76	Eric Olson	6-6	305	Sr.
WR	80	Austin Carr	6-1	200	Sr.
WR	2	Flynn Nagel	5-11	181	So.
WR	4	Solomon Vault	5-10	190	Jr.
QB	18	Clayton Thorson	6-4	220	So.
RB	21	Justin Jackson	5-11	195	Jr.
SB	9	Garrett Dickerson	6-3	245	Jr.
LE	90	C.J. Robbins	6-5	305	Gr.
DT	99	Jordan Thompson	6-3	290	So.
DT	67	Tyler Lancaster	6-3	310	Jr.
RE	56	Xavier Washington	6-1	243	Jr.
Will	10	Brett Walsh	6-1	215	Jr.
Mike	1	Anthony Walker, Jr.	6-1	245	Jr.
Sam	32	Nate Hall	6-2	230	So.
CB	24	Montre Hartage	6-0	190	So.
CB	29	Trae Williams	5-11	200	R-Fr.
S	16	Godwin Igwebuike	6-0	205	Jr.
S	21	Kyle Queiro	6-3	200	Jr.

SPECIALISTS

Pos.	#	Name	Height	Weight	Year
PK	8	Jack Mitchell	6-3	210	Sr.
	33	Matt Micucci	5-11	190	Sr.
P	96	Hunter Niswander	6-5	240	Jr.
	33	Matt Micucci	5-11	190	Sr.
LS	52	Chris Fitzpatrick	6-2	230	Jr.
H	33	Matt Micucci	5-11	190	Sr.
KR	4	Solomon Vault	5-10	190	So.
PR	2	Flynn Nagel	5-11	181	So.
KO	8	Jack Mitchell	6-3	210	Sr.
	33	Matt Micucci	5-11	190	Sr.

SECOND TEAM

	#	Name	Height	Weight	Year
LT	79	Sam Coverdale	6-7	305	Jr.
LG	68	Connor Mahoney	6-4	285	Sr.
C	65	Jared Thomas	6-4	290	R-Fr.
RG	64	Andrew Otterman	6-5	295	R-Fr.
RT	75	Ben Oxley	6-6	291	So.
WR	82	Andrew Scanlan	6-2	215	Sr.
WR	15	Macan Wilson	6-0	186	Jr.
WR	88	Bennett Skowronek	6-4	210	Fr.
QB	7	Matt Alviti	6-0	200	Jr.
RB	20	John Moten IV	6-0	202	R-Fr.
SB	84	Cameron Green	6-3	210	R-Fr.
LE	97	Joe Gaziano	6-4	265	R-Fr.
DT	92	Fred Wyatt	6-4	285	So.
DT	95	Alex Miller	6-3	260	Fr.
RE	7	Ifeadi Odenigbo	6-3	265	Sr.
Will	49	Josh Roberts	6-1	215	Jr.
Mike	45	Nathan Fox	6-2	245	R-Fr.
Sam	42	Joseph Jones	6-1	235	Sr.
CB	28	Alonzo Mayo	5-11	170	R-Fr.
CB	17	Marcus McShepard	5-11	200	Jr.
S	48	Tommy Odell	5-11	196	Jr.
S	41	Jared McGee	6-1	215	So.

PRONUNCIATION GUIDE

Matt Alviti (AL-vee-tee)
 Ramaud Chiaokhia-Bowman (CHOW-key-o)
 Eric Eshoo (E-shoe)
 Joe Gaziano (gah-ZEE-ah-no)
 Trent Goens (GO-ins)
 Montre Hartage (mon-TRAY)
 Tom Hruby (ROO-bee)
 Godwin Igwebuike (ig-weh-BYU-kay)
 Greg Kuhar (KOO-har)
 Matt Micucci (mi-KOO-chee)
 Hunter Niswander (NICE-wander)
 Ifeadi Odenigbo (if-AH-dee o-DEN-uh-bo)
 Kyle Queiro (KAY-ro)
 Jelani Roberts (juh-lah-NEE)
 Bennett Skowronek (skuh-RON-ek)

2016 PLAYERS OF THE GAME & STARTERS

NORTHWESTERN PLAYER OF THE GAME (CHOSEN BY NU COACHING STAFF)

Game	Offensive	Off. Big Playmaker	Off. Practice
W. Michigan	Justin Jackson	Tommy Doles	Jesse Meyler
Illinois State	Austin Carr	Macan Wilson	Nik Urban
Duke	Garrett Dickerson	Austin Carr	Cole Johnson
Nebraska	Austin Carr	Justin Jackson	Steven Reese
Iowa	Austin Carr	Justin Jackson	Cole Johnson
Michigan State	Justin Jackson	Clayton Thorson	Eric Lutzen
		Austin Carr	
Indiana	Austin Carr	Macan Wilson	Nik Urban
Ohio State	Clayton Thorson	Austin Carr	Jesse Brown
Wisconsin	Austin Carr		Cole Johnson
Purdue	Justin Jackson	Austin Carr	Chad Hanaoka
Minnesota	Justin Jackson	tFlynn Nagel	Chad Hanaoka
Illinois	Justin Jackson	John Moten IV	Lloyd Yates

Game	Defensive	Def. Big Playmaker	Def. Practice
W. Michigan	n/a	n/a Tommy Odell	
Illinois State	C.J. Robbins	Xavier Washington	Paddy Fisher
Duke	Trae Williams	Xavier Washington	Cam Queiro
Nebraska	Tyler Lancaster	Godwin Igwebuike	Trent Goens
Iowa	Ifeadi Odenigbo	Joe Jones	Joe Bergin
Michigan State	Joe Gaziano	Ifeadi Odenigbo	Travis Whillock
Indiana	Anthony Walker	Montre Hartage	Gunnar Vogel
Ohio State	Tyler Lancaster	Godwin Igwebuike	Brian Bullock
Wisconsin	Tyler Lancaster	Jordan Thompson	Trent Goens

Purdue	Montre Hartage	Anthony Walker, Jr.	Dan Kubiak
Minnesota	Brett Walsh	Anthony Walker, Jr.	Jake Saunders
Illinois	C.J. Robbins	Ifeadi Odenigbo	Jango Glackin

Game	Special Teams	ST Practice Player of the Week
W. Michigan	Hunter Niswander	Cole Johnson
Illinois State	Auston Anderson	Josh Roberts
Duke	Flynn Nagel	Chad Hanaoka
Nebraska	Flynn Nagel	Josh Roberts
Iowa	Flynn Nagel	Paddy Fisher
Michigan State	Solomon Vault	Eric Eshoo
Indiana	Chris Fitzpatrick	Mark Gooden
Ohio State	Jared McGee	Moe Almasri
Wisconsin	Corey Acker	Paddy Fisher
Purdue	Trae Williams	Jesse Brown
Minnesota	Anthony Walker, Jr.	Jack Tirmonia
Illinois	J.B. Butler	Cody Link

STARTING LINEUPS

OFFENSE

Opponent	WR	WR	LT	LG	C	RG	RT	WR	QB	SB	RB
W. MICHIGAN	Carr	Nagel	Hance	Mahoney	North	Doles	Olson	Scanlan	Thorson	Dickerson	Jackson
ILL. STATE	Carr	Nagel	Hance	Mahoney	North	Doles	Olson	Scanlan	Thorson	Dickerson	Jackson
DUKE	Carr	Nagel	Hance	Mahoney	North	Doles	Olson	Scanlan	Thorson	Dickerson	Jackson
NEBRASKA	Carr	Nagel	Hance	Mahoney	North	Doles	Olson	Scanlan	Thorson	Dickerson	Jackson
at Iowa	Carr	Nagel	Hance	Mahoney	North	Doles	Olson	Scanlan	Thorson	Dickerson	Jackson
at Michigan St.	Prather (SB)	Green (SB)	Hance	Butler	North	Doles	Olson	Thomas (OL)	Thorson	Dickerson	Jackson
INDIANA	Carr	Nagel	Hance	Butler	North	Doles	Olson	Vault	Thorson	Prather	Jackson
at Ohio State	Carr	Wilson	Hance	Butler	North	Doles	Olson	Scanlan	Thorson	Dickerson	Jackson
WISCONSIN	Carr	Nagel	Hance	Butler	North	Doles	Olson	Scanlan	Thorson	Dickerson	Jackson
at Minnesota	Carr	Nagel	Hance	Butler	North	Doles	Olson	Scanlan	Thorson	Dickerson	Jackson
at Purdue	Carr	Nagel	Hance	Butler	North	Doles	Olson	Scanlan	Thorson	Dickerson	Jackson
ILLINOIS	Carr	Nagel	Hance	Mahoney	North	Butler	Doles	Scanlan	Thorson	Dickerson	Jackson

DEFENSE

Opponent	DE	DT	DT	DE	OLB	MLB	OLB	CB	S	S	CB
W. MICHIGAN	Washington	Wyatt	Lancaster	Odenigbo	Prater	Walker, Jr.	Jones	Harris	Igwebuike	K. Queiro	Hartage
ILL. STATE	Washington	Wyatt	Lancaster	Robbins	Prater	Walker, Jr.	Hall	Harris	Igwebuike	K. Queiro	Hartage
DUKE	Washington	Wyatt	Lancaster	Robbins	Prater	Walker, Jr.	Jones	Williams	Igwebuike	McGee	Hartage
NEBRASKA	Washington	Thompson	Lancaster	Robbins	Prater	Walker, Jr.	Hall	Williams	Igwebuike	McGee	Hartage
at Iowa	Washington	Thompson	Lancaster	Robbins	Prater	Walker, Jr.	Jones	Williams	Igwebuike	K. Queiro	Hartage
at Michigan St.	Odenigbo	Thompson	Lancaster	Robbins	Prater	Walker, Jr.	Hall	Williams	Igwebuike	K. Queiro	Hartage
INDIANA	Odenigbo	Thompson	Lancaster	Robbins	Prater	Walker, Jr.	Hall	Mayo	Igwebuike	K. Queiro	Hartage
at Ohio State	Odenigbo	Thompson	Lancaster	Robbins	Prater	Walker, Jr.	Hall	McShepard	Igwebuike	K. Queiro	Hartage
WISCONSIN	Odenigbo	Thompson	Lancaster	Robbins	Walsh	Walker, Jr.	Hall	Williams	Igwebuike	K. Queiro	Hartage
at Minnesota	Washington	Thompson	Lancaster	Robbins	Walsh	Walker, Jr.	Jones	Williams	Igwebuike	McGee	Hartage
at Purdue	Washington	Thompson	Lancaster	Robbins	Walsh	Walker, Jr.	Hall	Williams	Igwebuike	K. Queiro	Hartage
ILLINOIS	Washington	Thompson	Lancaster	Robbins	Walsh	Walker, Jr.	Hall	Williams	Igwebuike	K. Queiro	Hartage

CAREER STARTS

Name, Position	2016	Career
Eric Olson, OL	11	33
Anthony Walker, Jr., LB	12	32
C.J. Robbins, DL	11	31
Matthew Harris, CB	2	30
Godwin Igwebuike, S	12	30
Justin Jackson, RB	12	30
Clayton Thorson, QB	12	25
Tyler Lancaster, DL	12	25
Blake Hance, OL	12	21
Ian Park, OL	0	17
Jaylen Prater, LB	8	17
Brad North, LB	12	17
Austin Carr, WR	11	15
Connor Mahoney, LB	6	12
Nate Hall, LB	8	12
Garrett Dickerson, SB	11	12
Montre Hartage, CB	12	12
Tommy Doles, OL	12	12
Kyle Queiro, S	9	11
Andrew Scanlan, WR	10	11
Flynn Nagel, WR	10	10
Jordan Thompson, DL	9	10
Greg Kuhar, DL	0	8
Shane Mertz, OL	0	8
Xavier Washington, DL	8	8
Trae Williams, CB	8	8
J.B. Butler, OL	7	7
Ifeadi Odenigbo, DL	5	5
Joseph Jones, LB	4	4
Brett Walsh, LB	4	4
Fred Wyatt, DL	3	3
Jared McGee, S	3	3
James Prather, SB	2	2
Marcus McShepard, CB	1	2
Jared Thomas, OL	1	1
Cameron Green, SB	1	1
Alonzo Mayo, CB	1	1



PLAYER SPOTLIGHT & CAREER HIGHS



ANTHONY WALKER, JR. • LB

Tackles: 19, at Duke, 9/19/15
Solo Tackles: 10 (2x), last vs. Indiana, 10/22/16
Assisted Tackles: 12, at Duke, 9/19/15
TFL: 3.5, at Illinois, 11/28/15
Sacks: 1.5, at Purdue, 11/22/14
QB Hurries: 2 (2x), last at Michigan State, 10/15/16
Interceptions: 1 (4x), last at Purdue, 11/12/16
Pass Breakups: 2 (2x), last vs. Illinois, 11/26/16
Fumble Recoveries: 1 (7x), last vs. Illinois, 11/26/16
Forced Fumbles: 1 (6x), last at Minnesota, 11/19/16

Tackles	Solo	TFL-Yds	Sacks	FF-FR	INT-Yds
98	58	10.0-48	2.0-13	3-2	1-17



FLYNN NAGEL • WR

Receptions: 6 (2x), last at Minnesota, 11/19/16
Receiving Yards: 81, at MSU, 10/15/16
Long Reception: 57, at MSU, 10/15/16
Touchdown: 1 (2x), last at Minnesota, 11/19/16
Punt Returns: 5, vs. Duke, 9/17/16
Return Yards: 47, at Iowa, 10/1/16
Long Punt Return: 47, at Iowa, 10/1/16

Catches	Yards	YPC	TD	LONG	YPG
37	421	11.4	2	57	35.1



SOLOMON VAULT • WR

Rushing Yards: 36, vs. Ball State, 9/26/15
Attempts: 9, vs. Eastern Illinois, 9/12/15
Rushing TDs: 2 (3x), last vs. Illinois, 11/29/14
Long Run: 21, vs. W. Illinois, 9/20/14
Receptions: 2 (6x), last vs. Indiana, 10/22/16
Rec. Yards: 53, vs. Purdue, 11/14/15
Touchdowns: 1 (2x), last vs. Indiana, 10/22/16
Long Reception: 37, vs. Purdue, 11/14/15
Kick Return: 98, at Duke, 9/19/15
Kick Return Touchdown: 1 (4x), last at MSU, 10/15/16

Catches	Yards	TD	YPC	KR Avg.	TD
15	164	2	10.9	25.6	1



IFEADI ODENIGBO • DE

Tackles: 5, at Iowa, 10/1/16
Solo Tackles: 4, at Iowa, 10/1/16
Assisted Tackles: 2 (4x), last vs. W. Michigan, 9/3/16
TFL: 4.0, at Iowa, 10/1/16
Sacks: 4.0, at Iowa, 10/1/16
QB Hurries: 4, vs. W. Michigan, 9/3/16
Forced Fumbles: 3, vs. W. Illinois, 9/20/14
Fumble Recoveries: 1 (2x), vs. W. Illinois, 9/20/14
Pass Breakups: 1, at Illinois, 11/30/13

Tackles	Solo	Sacks-Yds	TFL-Yds	FF-FR	QBH
22	16	10-70	12-73	2-0	6



JACK MITCHELL • K

FGM: 4, vs. Notre Dame, 11/15/14
FGA: 5, vs. Notre Dame, 11/15/14
Longest FG: 49, vs. Stanford, 9/5/15
Touchbacks: 4 (3x), last at Purdue, 11/12/16

FG	Pct.	LONG	XP	Points	TB
7-11	.600	44	38-39	59	31



GARRETT DICKERSON • SB

Receptions: 8, at Ohio State, 10/29/16
Yards: 44, at Purdue, 11/12/16
Long Reception: 42, at Purdue, 11/12/16
Touchdowns: 1 (3x), last at Purdue, 11/12/16

Catches	Yards	YPC	TD	LONG	YPG
29	272	9.4	4	42	22.7



BRETT WALSH • LB

Tackles: 9, at Purdue, 11/12/16
Solo Tackles: 6 (2x), at Purdue, 11/12/16
Assisted Tackles: 3, at Purdue, 11/12/16
TFL: 1, vs. Western Michigan, 9/3/16
Sacks: 1, vs. Western Michigan, 9/3/16

Tackles	Solo	TFL-Yds	Sacks	FF-FR	INT-Yds
34	21	2.0-8	1.0-8	0-0	0-0



MACAN WILSON • WR

Receptions: 4, at Purdue, 11/12/16
Yards: 57, vs. Duke, 9/17/16
Long Reception: 35, vs. Duke, 9/17/16
Touchdown: 1, vs. Indiana, 10/22/16

Catches	Yards	YPC	TD	LONG	YPG
19	259	13.6	1	35	21.6



GODWIN IGWEBUIKE • S

Tackles: 15, vs. Nebraska, 9/24/16
Solo Tackles: 13, vs. Nebraska, 9/24/16
Assisted Tackles: 7, at Illinois, 11/28/15
TFL: 2.0 (3x), last vs. Nebraska, 9/24/16
Interceptions: 3, vs. Wisconsin, 10/4/14
Forced Fumble: 1 (2x), last vs. Nebraska, 9/24/16
Fumble Recovery: 1 (2x), last vs. Illinois, 11/26/16
Pass Breakups: 2 (2x), last vs. Duke, 9/17/16

Tackles	Solo	TFL-Yds	Sacks	FF-FR	INT-Yds
101	75	5.5-7	0-0	1-1	1-3



CLAYTON THORSON • QB

Pass Attempts: 52, vs. Wisconsin, 11/5/16
Completions: 28 (2x), last at Minnesota, 11/19/16
Percentage: 77.1, at MUS, 10/15/22
Passing Yards: 352, at Purdue, 11/12/16
Passing TDs: 3 (6x), last at Purdue, 11/12/16
Long Pass: 66, vs. Ball State, 9/26/15
Rushing Attempts: 12, vs. Ill. State, 9/10/16
Rushing Yards: 126, at Nebraska, 10/24/15
Rushing TDs: 2, vs. Minnesota, 10/3/15
Long Rush: 68, at Nebraska, 10/24/15

C-A-i	Yards	Pct.	TD	Avg/Gm.	Rush TD
257-442-8	2968	58.1	21	247.3	5



JOHN MOTEN IV • RB

Rushing Attempts: 16, at Purdue, 11/12/16
Rushing Yards: 128, vs. Illinois, 11/26/16
Touchdowns: 2, vs. Illinois, 11/26/16
Long Run: 43, vs. Illinois, 11/26/16
Receptions: 1 (2x), last at Iowa, 10/1/16
Receiving Yards: 15, at Iowa, 10/1/16
Long Reception: 15, at Iowa, 10/1/16

Carries	Yards	YPC	TD	Long	Rec. Yds
54	329	6.1	2	43	44



KYLE QUEIRO • DB

Tackles: 9, at Minnesota, 11/19/16
Solo Tackles: 5, at Minnesota, 11/19/16
Assisted Tackles: 5, at Ohio State, 10/29/16
TFL: 2.5, at Minnesota, 11/19/16
Interception: 1 (2x), last vs. Indiana, 10/22/16
Pass Breakup: 3, vs. Illinois, 11/26/16

Tackles	Solo	TFL-Yds	Sacks	FF-FR	INT-Yds
50	30	3.5-7	0-0	0-1	1-0



TRAE WILLIAMS • DB

Tackles: 7 (2x), last vs. Wisconsin, 11/5/16
Solo Tackles: 7, vs. Duke, 9/17/16
Assisted Tackles: 2 (2x), last at Minnesota, 11/19/16
TFL: 1.0, vs. Wisconsin, 11/5/16
Pass Breakup: 2, vs. Duke, 9/17/16
Interceptions: 1, at Iowa, 10/1/16
Fumble Recovery: 1, vs. Illinois, 11/26/16

Tackles	Solo	TFL-Yds	Sacks	INT-Yds	PBU
34	28	1-1	0-0	1-0	7



JOE JONES • LB

Tackles: 8, vs. Wisconsin, 11/5/16
Solo Tackles: 6, vs. Wisconsin, 11/5/16
Assisted Tackles: 3 (2x), last vs. Nebraska, 9/24/16
TFL: 2.0, vs. Minnesota, 10/3/15
Sacks: 1.0 (2x), last at Iowa, 10/1/16
Fumble Recovery: 1, vs. Nebraska, 9/24/16
Pass Breakup: 1, at Iowa, 10/1/16

Tackles	Solo	TFL-Yds	Sacks	FF-FR	PBU
43	24	3.5-14	2-13	0-1	2



ANDREW SCANLAN • WR

Receptions: 5 (2x), last at Purdue, 11/12/16
Yards: 78, at Purdue, 11/12/16
Long Reception: 31, at Purdue, 11/12/16

Catches	Yards	YPC	TD	LONG	YPG
25	296	11.8	0	31	24.8



JUSTIN JACKSON • RB

Rushing Yards: 188, at MSU, 10/15/22
Rushing Attempts: 37, at Illinois, 11/28/15
Rushing TDs: 3 (2x), last vs. Illinois, 11/26/16
Long Run: 68, at Purdue, 11/22/14
Receptions: 8, at Minnesota, 11/19/16
Receiving Yards: 55, at Nebraska, 10/24/15
Long Reception: 37, vs. W. Michigan, 9/3/16
Receiving TDs: 1, at Minnesota, 10/11/14

Carries	Yards	YPC	TD	Long	Rec. Yds
266	1300	4.9	12	58	108.33



MONTRE HARTAGE • DB

Tackles: 9 (2x), last vs. Indiana, 10/22/16
Solo Tackles: 9, vs. Illinois State, 9/10/16
Assisted Tackles: 2, vs. Indiana, 10/22/16
Pass Breakup: 2 (2x), last at Purdue, 11/12/16
Interceptions: 2, at Purdue, 11/12/16

Tackles	Solo	TFL-Yds	Sacks	INT-Yds	PBU
56	46	0-0	0-0	5-70	9



NATE HALL • LB

Tackles: 10 (2x), last at Illinois, 11/28/15
Solo Tackles: 7, vs. PSU, 11/7/15
Assisted Tackles: 7, vs. Purdue, 11/14/15
QB Hurries: 2 (2x), last vs. Indiana, 10/22/16
Pass Breakup: 1 (3x), last at Ohio State, 10/29/16
TFL: 1.5, vs. Illinois State, 9/10/16


Tackles	Solo	TFL-Yds	Sacks	QBH	PBU
66	41	6.0-16	0-0	2	1



AUSTIN CARR • WR

Receptions: 12, vs. Wisconsin, 11/5/16
Receiving Yards: 185, at Ohio State, 10/29/16
Long Reception: 58, vs. Duke, 9/17/16
Touchdowns: 3, at Iowa, 10/1/16

Catches	Yards	YPC	TD	LONG	YPG
84	1196	14.2	12	58	99.7



HUNTER NISWANDER • P

Punts: 10, at Duke, 9/19/15
Longest Punt: 62 (2x), last at MSU, 10/15/16
Punt Average: 51.0, vs. Western Michigan, 9/3/16
Fair Catches: 6, at Michigan, 10/10/15
Inside 20: 5, vs. Penn State, 11/7/15
50+ Yard Punts: 2 (4x), last vs. Illinois State, 9/10/16

Punts	Yards	Avg.	FC	Inside 20	50+
70	2895	41.36	19	20	10



CAREER HIGHS & NORTHWESTERN RECORD

#25 • COREY ACKER • RB

Rushing Yards: 57, vs. Eastern Illinois, 9/12/15
Rushing Attempts: 5, vs. Eastern Illinois, 9/12/15
Long Run: 31, vs. Eastern Illinois, 9/12/15

#7 • MATT ALVITI • QB

Passing Attempts: 3 (2x), last at Michigan, 10/10/15
Completions: 1 (4x), last at Ohio State, 10/29/16
Yards: 12, at Michigan, 10/10/15
Long Pass: 12, at Michigan, 10/10/15
Rushing Attempts: 4, at Purdue, 11/22/14
Yards: 7, at Purdue, 11/12/16
Long Run: 7, at Purdue, 11/12/16
Touchdown: 1, at Notre Dame, 11/15/14

#12 • AUSTON ANDERSON • RB

Rushing Yards: 56, vs. Eastern Illinois, 9/12/15
Rushing Attempts: 8, vs. Eastern Illinois, 9/12/15
Long Run: 22, vs. Eastern Illinois, 9/12/15

#27 • RODERICK CAMPBELL • DB

Tackles: 1 (2x), last at Purdue, 11/12/16
Solo Tackles: 1, at Purdue, 11/12/16
Assisted Tackles: 1, at Ohio State, 10/29/16
Pass Breakups: 1, at Purdue, 11/12/16

#45 • NATHAN FOX • LB

Tackles: 2 (3x), last vs. Illinois, 11/26/16
Solo Tackles: 2 (2x), last vs. Illinois, 11/26/16
Assisted Tackles: 1, at Purdue, 11/12/16
TFL: 0.5, vs. Nebraska, 9/24/16

#97 • JOE GAZIANO • DL

Tackles: 4, at Michigan State, 10/15/16
Solo Tackles: 3, at Michigan State, 10/15/16
Assisted Tackles: 2, vs. W. Michigan, 9/3/16
TFL: 2, at Purdue, 11/12/16
Sacks: 2, at Purdue, 11/12/16
Fumble Recovery: 1, at Michigan State, 10/15/16
QB Hurries: 1, vs. W. Michigan, 9/3/16
Pass Breakup: 1 (2x), last vs. Wisconsin, 11/5/16

#54 • TRENT GOENS • DL

Tackles: 3, at Michigan State, 10/15/16
Solo Tackles: 2, vs. Illinois State, 9/10/16
Assisted Tackles: 2, at Michigan State, 10/15/16
TFL: 1, vs. Illinois State, 9/10/16
Interceptions: 1, at Purdue, 11/12/16

#84 • CAMERON GREEN • SB

Receptions: 2, at Ohio State, 10/29/16
Yards: 23, at Ohio State, 10/29/16
Long Reception: 13, at Ohio State, 10/29/16

#93 • GREG KUJAR • DT

Tackles: 8, at Minnesota, 10/11/14
Solo Tackles: 3 (2X), last at Minnesota, 10/11/14
Assisted Tackles: 5, at Minnesota, 10/11/14
TFL: 1.0 (2X), at Minnesota, 10/11/14
QB Hurries: 1, vs. Cal, 8/30/14
Fumble Recoveries: 1, vs. W. Illinois, 9/20/14

#67 • TYLER LANCASTER • DL

Tackles: 8, vs. Wisconsin, 11/5/16
Solo Tackles: 5, vs. Wisconsin, 11/5/16
Assisted Tackles: 3 (4x), last vs. Wisconsin, 11/5/16
TFL: 2.0 (2x), last vs. Wisconsin, 11/5/16
QB Hurry: 1 (2x), last vs. Illinois, 11/26/16
Sack: 1.0, at Wisconsin, 11/21/15
Forced Fumbles: 1 (2x), last at Wisconsin, 11/21/15
Pass Breakup: 1, at Duke, 9/9/15

#28 • ALONZO MAYO • DB

Tackles: 5, at Iowa, 10/1/16
Solo Tackles: 3, at Iowa, 10/1/16
Assisted Tackles: 2, at Iowa, 10/1/16
TFL: 0.5, at Iowa, 10/1/16

#41 • JARED McGEE • S

Tackles: 10, vs. Nebraska, 9/24/16
Solo Tackles: 7, vs. Nebraska, 9/24/16
Assisted Tackles: 4 (2x), last vs. Duke, 9/17/16
TFL: 0.5, vs. Nebraska, 9/24/16
QB Hurries: 1, vs. Nebraska, 9/24/16
Interceptions: 1 (2x), last at Michigan State, 10/15/16
Pass Breakups: 1, vs. Duke, 9/17/16

#17 • MARCUS McSHEPARD • DB

Tackles: 8, at Ohio State, 10/29/16
Solo Tackles: 7, vs. Indiana, 10/22/16
Assisted Tackles: 3, at Ohio State, 10/29/16
Interception: 1, at Minnesota, 11/19/16
Pass Breakups: 2, vs. Indiana, 10/22/16

#95 • ALEX MILLER • DL

Tackles: 3 (2x), last vs. Illinois, 11/26/16
Solo Tackles: 3, vs. Illinois, 11/26/16
Assisted Tackles: 1 (3x), last at Purdue, 11/12/16
Pass Breakups: 1, vs. Nebraska, 9/24/16

#90 • C.J. ROBBINS • DT

Tackles: 5, vs. Illinois State, 9/10/16
Solo Tackles: 4, vs. Illinois State, 9/10/16
Assisted Tackles: 3, at Minnesota, 10/11/14
TFL: 2, vs. Illinois State, 9/10/16
Sacks: 1 (3x), last at Illinois, 11/26/16
Pass Breakups: 1 (3x), last vs. Wisconsin, 11/5/16
Blocked Kicks: 1, at PSU, 9/27/14
Forced Fumble: 1, vs. Illinois, 11/26/16
Fumble Recoveries: 1, at Wisconsin, 11/21/15

#6 • JELANI ROBERTS • WR

Rushing Yards: 9, vs. Eastern Illinois, 9/12/15
Rushing Attempts: 5, vs. Eastern Illinois, 9/12/15
Long Run: 8, vs. Eastern Illinois, 9/12/15
Receptions: 3, vs. PSU, 11/7/15
Yards: 14, vs. PSU, 11/7/15
Long Reception: 12, at Michigan, 10/10/15

#88 • BENNETT SKOWRONEK • WR

Receptions: 2 (2x), last at Purdue, 11/12/16
Receiving Yards: 28, at Purdue, 11/12/16
Long Reception: 14 (2x), at Purdue, 11/12/16

#99 • JORDAN THOMPSON • DT

Tackles: 5, vs. Wisconsin, 11/5/16
Solo Tackles: 4, vs. Wisconsin, 11/5/16
Assisted Tackles: 3, vs. Duke, 9/17/16
TFL: 1, vs. Wisconsin, 11/5/16
Pass Breakup: 1 (2x), last at Ohio State, 10/29/16

#10 • BRETT WALSH • LB

Tackles: 9, at Purdue, 11/12/16
Solo Tackles: 6 (2x), at Purdue, 11/12/16
Assisted Tackles: 3, at Purdue, 11/12/16
TFL: 1, vs. Western Michigan, 9/3/16
Sacks: 1, vs. Western Michigan, 9/3/16

#56 • XAVIER WASHINGTON • DE

Tackles: 5 (3x), last vs. Wisconsin, 11/5/16
Solo Tackles: 4 (2x), last at Iowa, 10/1/16
Assisted Tackles: 4, vs. Wisconsin, 11/5/16
TFL: 2.0, at Iowa, 10/1/16
Sacks: 1.0 (6x), last vs. Illinois, 11/26/16
QB Hurries: 3, vs. Purdue, 11/14/15
Forced Fumbles: 1, at PSU, 9/27/14
Pass Breakup: 1, vs. PSU, 11/7/15

#92 • FRED WYATT • DL

Tackles: 4, vs. W. Michigan, 9/3/16
Solo Tackles: 3, at Purdue, 11/12/16
Assisted Tackles: 2 (2x), last at Michigan State, 10/15/16
TFL: 1, at Purdue, 11/12/16
Pass Breakup: 1, vs. Illinois State, 9/10/16

NORTHWESTERN RECORD WHEN...

	2016	Fitz Career
When playing at home	3-4	42-32
When playing on road	3-2	32-25
When playing at a neutral site	0-0	2-5
When playing on grass	5-4	56-41
When playing on artificial surface	1-2	20-21
When scoring first	4-1	51-17
When opponent scores first	2-5	25-46
When leading after first quarter	4-1	47-15
When trailing after first quarter	2-1	17-33
When tied after first quarter	0-3	12-13
When leading at halftime	4-1	57-16
When trailing at halftime	1-5	13-38
When tied at halftime	1-0	6-8
When leading after three quarters	6-0	63-15
When trailing after three quarters	0-5	10-43
When tied after three quarters	0-1	3-4
When NU has more/equal rushing yards	5-1	58-17
When opponent has more rushing yards	1-5	19-44
When NU has more/equal passing yards	2-4	37-28
When opponent has more passing yards	4-2	40-33
When NU has more/equal total yards	5-1	55-20
When opponent has more total yards	1-5	21-44
When NU has more first downs	4-1	50-23
When opponent has more first downs	2-5	20-36
When first downs are equal	0-0	6-3
When NU forces more turnovers	5-1	46-15
When opponent forces more turnovers	0-4	15-36
When turnovers are equal	1-1	15-11
In games decided by three points or fewer	0-2	15-11
In games decided by seven points or fewer	1-1	31-19
In overtime games	0-0	3-5

2016 HONORARY CAPTAINS

Each home game, Pat Fitzgerald and the Wildcats are fortunate to be joined in the pursuit of victory by an honorary captain. The honorary captain traditionally delivers a message to the team following the squad's Friday afternoon walk-through, joins the team for dinner and on Saturday walks with NU's season-long captains to midfield for the pregame coin toss. Below is a look at those individuals who have served in this role so far in 2016:

2016 Northwestern Honorary Captains

W. Michigan: Steve Green, NU Deputy Director of Athletics
Illinois State: Jeff Budzien, Northwestern Kicker (2010-13)
Duke: Dan and Susan Jones, NU Alumni and Benefactors
Nebraska: Randy Walker's Family
Indiana: Justin Chabot, NU Offensive Lineman (1993-96)
Wisconsin: Brian Peters, Safety (2008-11)
Illinois: Mary Beth Hawkinson, NU Academic Advisor



THE LAST TIME...

Scored 60+ Points	NU 61, Illinois 23 (11-18-00)
Scored 50-59 Points.....	NU 54, Michigan State 40 (10-15-16)
Scored 40-49 Points	NU 42, Illinois 21 (11-26-16)
Rushed for 200-299 yards	278 vs. Illinois (11-26-16)
Rushed for 300-399 yards	344 vs. Eastern Illinois (9-12-15)
Rushed for 400+ yards	444 at Illinois (11-22-03)
Passed for 400+ yards.....	532 vs. Auburn (1-1-10)
Had 500-599 yards of total offense.....	546 vs. Ball State (9-26-15)
Had 600+ yards of total offense.....	605 at Purdue (11-12-16)
Won a game on final play (regulation)	vs. Michigan State, 47-yd FG (9-29-01)
Record a safety	at Michigan State (10-15-16)
Record a shutout	NU 27, Minnesota 0 (10-3-15)
Played No. 1-ranked team.....	#1 Ohio State 54, NU 10 (11-11-06)
Beat No. 1-ranked team	NU 12, #1 Miami (Fla.) (9-23-67)
Beat a Top-10 team	NU 28, #9 Nebraska 25 (11-5-11)
Beat a ranked team	#20 NU 13, #25 Wisconsin 7 (11-21-15)
Beat two ranked teams in a row	NU 47, #7 Wisconsin 44 (9-23-00)
	NU 37, #18 Michigan State 17 (9-30-00)
Ranked by AP (media).....	No. 17 (11-22-15)
Ranked by USA Today (coaches).....	No. 17 (11-22-15)
Ranked in College Football Playoff	No. 20 (11-17-15)
Ranked No. 1 by AP	1962
Sellout at home.....	47,330, vs. Nebraska (10-18-14)
Had consecutive sellouts.....	2 games
	vs. Iowa (11-13-10)
	vs. Illinois (11-20-10) *at Wrigley Field

INDIVIDUALS

Returned kickoff for a TD.....	Solomon Vault (95) at Michigan State (10-15-16)
Returned punt for a TD	Tony Jones (64) at Purdue (11-22-14)
Returned INT for a TD	Nick VanHoose (72) at Nebraska (10-24-15)
Returned fumble for TD.....	Anthony Walker (13) vs. Minnesota (10-3-15)
Blocked an extra point	Dean Lowry vs. Ball State (9-26-15)
Blocked a FG attempt	Nick VanHoose vs. Michigan (11-8-14)
Blocked a punt.....	Keith Watkins II vs. Western Illinois (9-20-14)
Rushed for 3 or more TDs	Justin Jackson (3) vs. Illinois (11-26-16)
Rushed for 100 yards.....	Justin Jackson (173) & John Moten IV (128) vs. Illinois (11-26-16)
Two players rushed for 100 yards	Justin Jackson (173) vs. Illinois (11-26-16)
	John Moten IV (128) vs. Illinois (11-26-16)
Rushed for 200 yards	Mike Kafka (217) at Minnesota (11-1-08)
Completed 20-29 passes	Clayton Thorson (28) at Minnesota (11-19-16)
Completed 30+ passes	Trevor Siemian (30) at Notre Dame (11-15-14)
Passed for 3+ TDs	Clayton Thorson (3) at Purdue (11-12-16)
Passed for 300-399 yards.....	Clayton Thorson (352) at Purdue (11-12-16)
Passed for 400-499 yards	Trevor Siemian (414) at Illinois (11-30-13)
Passed for 500+ yards	Mike Kafka (532) vs. Auburn (1-1-10)
Scored 3 TDs in a game	Justin Jackson (3 rushing) vs. Illinois (11-26-16)
Scored 4+ TDs in a game.....	Kain Colter (4 rushing) vs. Indiana (9-29-12)
2-point conversion	Tony Jones pass from Zack Oliver vs. Illinois (11-29-14)
	Cameron Dickerson pass from Zack Oliver vs. Illinois (11-29-14)
Caught 10+ passes.....	Austin Carr (12) vs. Wisconsin (11-5-16)
100-199 yards receiving	Austin Carr (132) vs. Wisconsin (11-5-16)
200+ yards receiving	Jeremy Ebert (208) vs. Rice (11-12-11)
Two players 100 receiving yards.....	Christian Jones (182) at Illinois (11-30-13)
	Rashad Lawrence (112) at Illinois (11-30-13)
Scored 3+ TDs receiving.....	Austin Carr (3) vs. Iowa (10-1-16)
Kicked 3 FGs in one game	Jack Mitchell (3) at Nebraska (10-24-15)
Kicked 4 FGs in one game.....	Jack Mitchell (4) at Notre Dame (11-15-14)
Kicked 5 FGs in one game	Jeff Budzien (5) vs. Boston College (9-5-12)
Kicked a 50-yard FG.....	David Wasielewski (51) at Air Force (8-31-02)
Kicked a 70-79 yard punt.....	Brandon Williams (77) vs. Minnesota (11-19-11)
Kicked an 80-89-yard punt	Merlin Norenberg (80) vs. Minnesota (10-12-63)
Intercepted 2 passes.....	Montre Hartage (2) at Purdue (11-12-16)
Intercepted 3 passes.....	Godwin Igwebuike (3) vs. Wisconsin (10-14-14)
Recovered two fumbles	Jimmy Hall (2) at Notre Dame (11-15-14)
Recorded 100+ kickoff return yards	Solomon Vault (115) vs. Western Michigan (9-3-16)
Recorded 20+ tackles	Tim McGarigle (21, 11-10) vs. Michigan (10-29-05)

OPPONENTS

Jehu Chesson (96), Michigan (10-10-15)
Ben Niemann (1), Iowa (11-1-14)
Jourdan Lewis (37), Michigan (10-10-15)
Austin Collinsworth (32), Notre Dame (11-15-14)
J.J. Watt, Wisconsin (11-27-10)
Mike McGlinchey, Notre Dame (11-15-14)
Ricky Jones, Indiana (10-22-16)
Akrum Wadley (4), Iowa (10-17-15)
Corey Clement (106), Wisconsin (11-5-16)
James White (101), Wisconsin (10-12-13)
Akrum Wadley (204), Iowa (10-17-15)
Wes Lunt (28), Illinois (11-26-16)
Richard Lagow (35), Indiana (10-22-16)
Tyler O'Connor (3), Michigan State (10-15-16)
Richard Lago (319), Indiana (10-22-16)
Jared Goff (445), California (8-31-13)
-
William Fuller (3c), Notre Dame (11-15-14)
Akrum Wadley (4r), Iowa (10-17-15)
Alec Ingold (rush), Wisconsin (11-5-16)
Nick Westbrook (10), Indiana (10-22-16)
Malik Turner (164), Illinois (11-26-16)
A.J. Jenkins (268), Illinois (10-1-11)
Malik Turner (164), Illinois (11-26-16)
Justin Hardee (125), Illinois (11-26-16)
William Fuller (3), Notre Dame (11-15-14)
Emmit Carpenter (3), Minnesota (11-19-16)
Brendan Gibbons (4), Michigan (11-16-13)
-
Taylor Zalewski (51), Illinois (11-30-13)
Ryan Donahue (73), Iowa (11-13-10)
-
Darvin Adams (2), Auburn (1-1-10)
T'Sharvan Bell (2), Auburn (1-1-10)
Mike Rose (3), Purdue (9-27-97)
Marc Jackson (2), Illinois (11-23-02)
Amir Carlisle (122), Notre Dame (11-15-14)
J Leman (22, 11-11), Illinois (11-18-06)



SEASON & CAREER RECORDS

SINGLE-SEASON

PASSING YARDS

Player (Year)	Comp.	Att.	Yards
1. C.J. Bachér (2007)	318	421	3,656
2. Brett Basanez (2005)	314	497	3,622
3. Mike Kafka (2009)	319	492	3,430
4. Clayton Thorson (2016)	257	442	2,968
5. Brett Basanez (2004)	247	460	2,838
6. Sandy Schwab (1982)	234	416	2,735
7. Zak Kustok (2001)	231	404	2,692
8. Steve Schnur (1996)	221	368	2,632
9. Dan Persa (2010)	222	302	2,581
10. C.J. Bachér (2008)	245	408	2,432
10. Zak Kustok (2000)	206	363	2,389

TOUCHDOWN PASSES

Player (Year)	Touchdowns
1. Brett Basanez (2005)	21
Clayton Thorson (2016)	21
3. Zak Kustok (2007)	20
4. Zak Kustok (2000)	19
C.J. Bachér (2007)	19
C.J. Bachér (2008)	19
7. Dan Persa (2011)	17
Steve Schnur (1996)	17
9. Mike Kafka (2009)	16
10. Dan Persa (2010)	15

RUSHING YARDS

Player (Year)	Att.	Yards	Avg.
1. Damien Anderson (2000)	311	2,063	6.6
2. Darnell Autry (1995)	387	1,785	4.6
3. Tyrell Sutton (2005)	250	1,474	5.9
4. Darnell Autry (1996)	280	1,455	5.2
5. Jason Wright (2003)	267	1,388	5.2
6. Noah Herron (2004)	274	1,381	5.0
7. Venric Mark (2012)	226	1,366	6.0
8. Justin Jackson (2015)	298	1,344	4.7
9. Justin Jackson (2016)	266	1,300	4.9
10. Bob Christian (1989)	277	1,291	4.7

RUSHING TOUCHDOWNS

Player (Year)	Touchdowns
1. Damien Anderson (2000)	23
2. Jason Wright (2003)	20
3. Darnell Autry (1995)	17
Darnell Autry (1996)	17
5. Tyrell Sutton (2005)	16
6. Noah Herron (2004)	14
7. Ron Burton (1958)	12
Jason Wright (2002)	12
Kain Colter (2012)	12
Venrick Mark (2012)	12
Justin Jackson (2016)	12

RECEIVING YARDS

Player (Year)	Att.	Yards	Avg.
1. D'Wayne Bates (1998)	83	1,245	13.6
2. D'Wayne Bates (1996)	75	1,196	15.9
Austin Carr (2016)	84	1,196	14.2
4. Richard Buchanan (1989)	94	1,115	11.9
5. Jeremy Ebert (2011)	75	1,060	14.1
6. Jeremy Ebert (2010)	62	953	15.4
7. D'Wayne Bates (1995)	49	889	18.1
8. Shaun Herbert (2005)	79	862	10.9
9. Lee Gissendaner (1992)	68	846	12.4
10. Eric Peterman (2007)	66	744	11.3

RECEPTIONS

Player (Year)	Receptions
1. Richard Buchanan (1989)	94
2. Zeke Markshaussen (2009)	91
3. Austin Carr (2016)	84
4. Ricky Edwards (1983)	83
D'Wayne Bates (1998)	83
6. Shaun Herbert (2005)	79
7. D'Wayne Bates (1996)	75
Jeremy Ebert (2011)	75
9. Lee Gissendaner (1992)	68
10. Eric Peterman (2007)	66

TOUCHDOWN RECEPTIONS

Player (Year)	Touchdowns
1. D'Wayne Bates (1996)	12
Austin Carr (1996)	12
3. Jeremy Ebert (2011)	11
4. Richard Buchanan (1989)	9
D'Wayne Bates (1998)	9
Andrew Brewer (2009)	9
7. Joe Collier (1952)	8
8. Brian Musso (1997)	8
Jeremy Ebert (2010)	8
10. Richard Buchanan (1990)	7
Teddy Johnson (2000)	7
Sam Simmons (2001)	7
Ross Lane (2007)	7

SACKS

Player (Year)	No.	Yds.
1. Casey Dailey (1997)	12	100
2. Steve Shine (1992)	11	58
3. Corey Wootton (2008)	10	64
Ifeadi Odenigbo (2016)	10	70
5. Tyler Scott (2012)	9	58
Dwayne Missouri (2000)	9	62
Deonte Gibson (2015)	9	50
8. Casey Dailey (1996)	8	44
Loren Howard (2003)	8	46
10. Steve Shine (1993)	7	55
Vince Browne (2010)	7	42

INTERCEPTIONS

Player (Year)	No.	Yds.
1. Brett Whitley (1987)	7	202
2. Willie Lindsey (1991)	7	52
3. Tom Worthington (1947)	6	167
Eric Hutchinson (1970)	6	49
5. Todd Krehbiel (1986)	5	72
Chris Martin (1995)	5	111
Harold Blackmon (2000)	5	18
Bryan Heinz (2003)	5	12
Marquice Cole (2005)	5	64
Sherrick McManis (2009)	5	0
Montre Hartage (2016)	5	70

LONGEST KICKOFF RETURNS

1. 100.....Jason Wright vs. TCU, 2002
2. 99.....Curtis Duncan vs. Indiana, 1984
99.....Stephen Simons vs. Ohio State, 2007
4. 98.....Wilbur Hightower vs. Indiana, 1913
98.....Pug Rentner vs. Illinois, 1930
97.....Jeff Backes vs. Minnesota, 2004
97.....Solomon Vault at Duke, 2015
8. 95.....Pug Rentner vs. Minnesota, 1931
95.....Solomon Vault at Michigan State, 2016
10. 94.....Venrick Mark vs. Wisconsin, 2010
94.....Solomon Vault vs. Purdue, 2015

CAREER

PASSING YARDS

Player (Years)	Comp.	Att.	Yards
1. Brett Basanez (2002-05)	913	1,584	10,580
2. Len Williams (1990-93)	644	1,076	7,487
3. C.J. Bachér (2005-08)	664	1,005	7,319
4. Trevor Siemian (2011-14)	550	932	5,931
5. Zak Kustok (1999-2001)	507	902	5,822
6. Mike Greenfield (1984-87)	497	933	5,803
7. Sandy Schwab (1982-85)	533	975	5,679
8. Steve Schnur (1993-96)	443	785	5,612
9. Dan Persa (2008-11)	460	633	5,181
10. Clayton Thorson (2015-)	407	737	4,490

TOUCHDOWN PASSES

Player (Years)	Touchdowns
1. Brett Basanez (2002-05)	44
Len Williams (1990-93)	44
3. C.J. Bachér (2005-08)	43
4. Zak Kustok (1999-2001)	42
5. Dan Persa (2009-11)	34
6. Steve Schnur (1993-96)	32
7. Clayton Thorson (2015-)	28
8. Trevor Siemian (2011-14)	27
9. Mitch Anderson (1972-74)	26
10. Mike Kerrigan (1979-81)	23
Sandy Schwab (1982-85)	23
Maurie Daigneau (1969-71)	23

RUSHING YARDS

Player (Years)	Att.	Yards
1. Damien Anderson (1998-2001)	953	4,485
2. Justin Jackson (2014-)	823	3,905
3. Tyrell Sutton (2005-08)	732	3,886
4. Darnell Autry (1994-96)	787	3,793
5. Bob Christian (1987-90)	612	2,643
6. Jason Wright (2000-03)	489	2,625
7. Noah Herron (2001-04)	462	2,524
8. Greg Boykin (1972-76)	601	2,465
9. Kain Colter (2010-13)	449	2,180
10. Mike Adamle (1968-70)	483	2,015

RUSHING TOUCHDOWNS

Player (Years)	Touchdowns
1. Damien Anderson (1998-2000)	38
2. Darnell Autry (1994-96)	35
3. Jason Wright (2000-03)	32
4. Tyrell Sutton (2005-08)	31
5. Kain Colter (2010-13)	28
6. Justin Jackson (2014-)	27
7. Noah Herron (2001-04)	26
8. Zak Kustok (1999-2011)	22
9. Ron Burton (1957-59)	21
10. Bob Christian (1987-90)	20

TOUCHDOWN RECEPTIONS

Player (Years)	Touchdowns
1. D'Wayne Bates (1995-98)	26
2. Richard Buchanan (1987-90)	22
3. Jeremy Ebert (2008-11)	21
4. Sam Simmons (1998-2001)	14
Drake Dunsmore (2007-11)	14
Austin Carr (2013-)	14
7. Lee Gissendaner (1990-93)	13
Joe Collier (1951-53)	13
Ross Lane (2005-08)	13
10. Eric Peterman (2005-08)	12

ALL-PURPOSE YARDS

Player (Years)	Total
1. Damien Anderson (1998-2001)	5,271
2. Tyrell Sutton (2005-08)	5,138
3. Darnell Autry (1994-96)	4,609
4. Justin Jackson (2014-)	4,478
5. Venric Mark (2010-13)	4,271
6. Jason Wright (2000-03)	4,030
7. Ricky Edwards (1979-83)	3,924
8. Noah Herron (2001-04)	3,536
9. D'Wayne Bates (1995-98)	3,491
10. Bob Christian (1987-90)	3,488

SACKS

Player (Years)	No.	Yds.
1. Casey Dailey (1994-97)	28	209
2. Ifeadi Odenigbo (2012-)	23.5	159
3. Steve Shine (1990-93)	21	136
4. Corey Wootton (2006-09)	19.5	105
5. Vince Browne (2008-11)	19	116
6. Dwayne Missouri (1997-2000)	17	116
7. Tyler Scott (2010-12)	16	66
8. Deonte Gibson (2012-15)	15	82
9. Dean Lowry (2012-15)	12.5	102
10. Matt Rice (1993-96)	12	89

TACKLES FOR LOSS

Player (Years)	No.	Yds.
1. Casey Dailey (1994-97)	53	274
2. Dwayne Missouri (1997-2000)	45	190
3. Matt Rice (1993-96)	42	148
4. Anthony Walker, Jr. (2014-)	39.5	138
5. Corey Wootton (2006-09)	38	162
6. Keith Cruise (1981-84)	37	146
7. Vince Browne (2008-11)	34.5	161
8. Steve Shine (1990-93)	34	186
Kevin Bentley (1998-2001)	34	133
Loren Howard (2002-04)	34	141

PAT FITZGERALD

>>> 11th Season
 >>> 76-62 Overall Record
 >>> Winningest Coach
 in NU History
 >>> 7 Bowl Games

FITZGERALD COACHING CAREER

Year	Overall	PCT	Big Ten	.PCT	
Postseason					
2006	4-8	.333	2-6	.250	-
2007	6-6	.500	3-5	.375	-
2008	9-4	.692	5-3	.625	Valero Alamo Bowl
2009	8-5	.615	5-3	.625	Outback Bowl
2010	7-6	.538	3-5	.375	TicketCity Bowl
2011	6-7	.667	3-5	.375	Meineke Car Care Bowl
2012	10-3	.769	5-3	.625	TaxSlayer.Com Gator Bowl
2013	5-7	.416	1-7	.125	-
2014	5-7	.416	3-5	.375	-
2015	10-3	.769	6-2	.750	Outback Bowl
2016	6-6	.500	5-4	.556	Pinstripe Bowl
Total	76-62	.551	41-48	.461	6 Bowl Games

Year	School	Position
2006-	Northwestern	Head Coach
2004-05	Northwestern	Linebackers/Recruiting Coordinator
2002-03	Northwestern	Linebackers
2001	Northwestern	Defensive Backs
2000	Idaho	Linebackers/Special Teams
1999	Colorado	Defensive Graduate Assistant
1998	Maryland	Defensive Graduate Assistant

DAN AND SUSAN JONES FAMILY HEAD FOOTBALL COACH

Already the second-longest tenured Big Ten head coach at the age of 40, Pat Fitzgerald's nine seasons at the helm of Northwestern have been spent building upon the tradition he helped establish as a Hall-of-Fame linebacker for the Wildcats in the mid-1990's. Characterized by his motivational skills, enthusiasm and passion for all things Northwestern, Fitzgerald has shaped Chicago's Big Ten Team into one that consistently achieves excellence in all three phases of the student-athlete experience: academics, athletics and community outreach.

Taking over as head coach in 2006 after the sudden passing of his friend and mentor, Randy Walker, Fitzgerald provided leadership and stability in a trying time and has continued Walker's legacy of producing winning football teams while preparing young men for long-term success in life.

Fitzgerald led the Wildcats to their sixth bowl under his guidance with an appearance in the New Year's Day Outback Bowl in Tampa, Florida. Behind one of the nation's stingiest defenses and a ground-and-pound offense in 2016, the Wildcats opened the season with a 16-6 victory over No. 21-ranked and 2016 Rose Bowl Champion Stanford. The victory sparked a 5-0 start for the 'Cats and led to Chicago's Big Ten Team matching a program record with 10-wins, including five straight to close the regular season. NU finished the season ranked in the top 25 in both the Associated Press and USA Today/Coaches Poll.

From 2008-12, Fitzgerald guided the Wildcats to five consecutive bowl berths, most recently in the 2012 campaign when NU capped a tremendous 10-win season with a landmark victory over Mississippi State in the TaxSlayer.com Gator Bowl. The 2012 'Cats, who played in a New Year's Day bowl game for the third time in five years, earned a No. 17 year-end ranking in the USA Today/Coaches Poll, the best positioning for any Big Ten team.

Consequently, four consecutive senior classes to graduate from the Northwestern football program during that timeframe set or tied the school record for most career wins by a five-year senior class, with the 2012 group going out as the winningest NU senior class in history with 40 victories to its credit. Likewise, Fitzgerald's Gator Bowl victory on Jan. 1, 2013, marked the 50th of his career, officially making him the winningest head coach in Northwestern Football history.

Away from the gridiron, Fitzgerald's players have achieved at the highest levels in the classroom, last fall placing a record 39 players on the Academic All-Big Ten team en route to posting a program-record 3.14 GPA for the 2015-16 academic year. In 2012, Northwestern collected top national honors in the AFCA Academic Achievement Award for the seventh time since 1998. Additionally, Fitzgerald's program ranked second among all FBS programs in the recently released multi-year Academic Progress Rating (APR), posting a score of 992 out of a possible 1,000 in the measure of player retention and eligibility.

NU also goes to great lengths to make a difference in the community. Fitzgerald, his family and his players partake in countless charitable events, impacting the NU and Evanston communities through their participation in Northwestern Dance Marathon, Special Olympics, Misericordia, the NU chapter of Uplifting Athletes, weekly school and children's hospital visits, and dozens of other organizations. Additionally, a Wildcat also has been selected to the prestigious Allstate AFCA Good Works Team® in eight of the last 11 years (only 11 players from FBS football claim the honor each season), most recently place-kicker Jeff Budzien in 2013.



- 2008 College Football Hall of Fame Class
- 1995 & 1996 Bendarik Award Winner
- 1995 & 1996 Nagurski Award Winner
- First two-time winner of both the Bednarik and Nagurski Awards
- 1995 & 1996 Big Ten Champion
- 1995 Big Ten Defensive Player of the Year
- 1995 Sports Illustrated Defensive Player of the Year
- Two-Time All-American
- 23 career starts
- 299 career tackles
- 20 career tackles for loss
- 5 forced fumbles
- 3 interceptions



PLAYER BIOS

**COREY ACKER**

Running Back
5-9 • 175 • Junior
Ballston, Lake, N.Y.
Shenedehowa Central

25


Appeared in seven games during the regular season, primarily on special teams ... Recorded a season-high two tackles in 42-21 win over rival Illinois ... Also had a season-high three carries versus the Fighting Illini ... Also had a tackle versus Wisconsin ... Named Northwestern Special Teams Player of the Week following Wisconsin game.

**MOE ALMASRI**

Defensive Back
5-11 • 170 • Junior
Mokena, Ill.
Lincoln-Way East

37

Graduate transfer from Robert Morris University ... Made travel squad for trips to Purdue and Minnesota ... Named Northwestern Special Teams Practice Player of the Week following the Ohio State game ... Has not seen game action.

**MATT ALVITI**

Quarterback
6-0 • 200 • Junior
Park Ridge, Ill.
Maine South

7

Backup quarterback for the Wildcats who appeared in four games during the regular season ... Made season debut versus Illinois State with one carry for three yards ... Completed a pass for two yards at No. 6 Ohio State ... Had one carry for seven yards in the 'Cats' 45-17 win at Purdue.

**AUSTON ANDERSON**

Running Back
5-9 • 190 • Sophomore
Plano, Texas
Plano West

12

Appeared in four games, carrying the ball seven times for 22 yards ... Had a season-high four carries for eight yards versus Illinois State ... Missed a significant amount of the season due to injury ... Also contributed on special teams while healthy and was named the Northwestern Special Teams Player of the Week following the Illinois State game.

**QUINN BAKER**

Wide Receiver
5-11 • 195 • Junior
Trout Valley, Ill.
Cary-Grove

16


Redshirt junior ... Has not seen game action.

**JOE BEGIN**

Defensive Back
5-11 • 190 • R-Freshman
Bloomfield Hills, Mich.
Detroit Country Day

47

Redshirt freshman ... Made collegiate debut in 45-17 win at Purdue, recording a solo tackle in the fourth quarter ... Named Northwestern Defensive Practice Player of the Week following the Wildcats' win at Iowa.

**GRAHAM BULLMORE**

Offensive Line
6-7 • 295 • Junior
Kenosha, Wis.
Bradford

74

Has appeared in all 12 games on Northwestern field goal and extra-point units.

**J.B. BUTLER**

Offensive Line
6-3 • 300 • Sophomore
Plainfield, Ill.
Joliet Catholic

59


Started the final six games of the season, five at left guard and one at right guard ... The Wildcats rushed for 253 and 278 yards in wins at Purdue and over Illinois with Butler in the starting lineup ... Also contributes on special teams as a personal protector on punt unit ... Forced a fumble in the Wildcats' win over the Fighting Illini.

**RODERICK CAMPBELL**

Defensive Back
6-0 • 180 • Freshman
St. Louis, Mo.
Chaminade College Prep

27

One of three true freshmen to see the field this season ... Has appeared in nine games, primarily on special teams ... Made first career tackle at No. 6 Ohio State ... Had a solo tackle and his first career pass break up in the Wildcats' 45-17 win at Purdue.

**AUSTIN CARR**

Wide Receiver
6-1 • 200 • Senior
Benicia, Calif.
Benicia

80

Richter-Howard Big Ten Receiver of the Year ... Biletnikoff Finalist ... Burlsworth Trophy Finalist ... Consensus First-Team All-Big Ten ... CoSIDA Academic All-America® Second Team ... Associated Press Third-Team All-American ... Just the third player since 1990 to lead the Big Ten in receptions, receiving yards and touchdowns ... Ranks second in NU single-season history 1,196 receiving yards and third with 84 receptions ... Tied the school record with 12 touchdown receptions ... Ranks 12th in the country in receiving yards and touchdowns and 13th in receiving yards per game (99.7) and receptions per game (7.0) ... Set a Northwestern record with a touchdown reception in six-straight games from Sept. 10 to Oct. 22 ... Caught at least four passes in all 12 games ... Had a career-high 12 catches for 132 yards and a touchdown versus Wisconsin ... Caught eight balls for a career-high 158 yards at No. 6 Ohio State ... Had six catches for 73 yards and a career-high three touchdowns in a 38-31 win at Iowa ... Recorded three multi-touchdown games ... Had over 100 yards receiving in six games, including four straight from Oct. 15 to Nov. 5 ... Scored five touchdowns in a two-game span versus Iowa and Michigan State, becoming the first Wildcat since Jeremy Ebert in 2011 to have multiple receiving touchdowns in back-to-back games ... Averaged 6.6 receptions and 91.3 receiving yards per game in Big Ten play ... Had 18 receptions of 20 yards or more, six of which resulted in touchdowns ... Academic All-Big Ten.


2016 Game-by-Game Statistics

Game	Rec	Yards	TD	LG
Western Michigan	5	75	0	29
Illinois State	7	73	1	14
Duke	6	135	1	58
Nebraska	8	109	1	24
at Iowa	6	73	3	25
at Michigan State	11	130	2	29
Indiana	7	125	1	36
at Ohio State	8	158	0	35
Wisconsin	12	132	1	32
at Purdue	5	92	2	37
at Minnesota	5	68	0	20
Illinois	4	26	0	13
Season Totals	84	1196	12	58

Career Statistics

Year	G	Rec.	Yds.	TD	LG	Rec/G	YPC	YPG
2014	12	7	100	0	30	0.6	14.3	8.3
2015	12	16	302	2	48	1.3	18.9	25.2
2016	12	84	1196	12	58	7.0	91.3	99.7
Totals	36	107	1598	14	58	3.0	14.9	44.4

PLAYER BIOS

**SAM COVERDALE**

Offensive Line
6-7 • 305 • Junior
Chagrin Falls, Ohio
Kenston

79

Appeared in all 12 games as a backup offensive lineman and on field goal units.

**GARRETT DICKERSON**

Superback
6-3 • 240 • Junior
Englewood, N.J.
Bergen Catholic

9


Honorable Mention All-Big Ten as voted by the conference media ... First-year starter at superback ... Caught a pass in all 11 games he appeared in ... Had at least two catches in seven contests ... Second on the team and among Big Ten tight ends with four receiving touchdowns ... Had four catches for 42 yards and a score versus Duke ... Caught a career-high eight passes for 43 yards and a touchdown at No. 6 Ohio State ... Had a career-long 42-yard catch for a touchdown in the Wildcats' 45-17 win at Purdue ... Recorded three catches for 32 yards and his fourth touchdown of the season in the 'Cats' win over rival Illinois.

2016 Game-by-Game Statistics

Game	Rec	Yards	TD	LG
Western Michigan	3	23	0	14
Illinois State	1	17	0	17
Duke	4	42	1	26
Nebraska	1	14	0	14
at Iowa	1	8	0	8
at Michigan State	1	5	0	5
Indiana	-	-	-	-
at Ohio State	8	43	1	11
Wisconsin	2	30	0	28
at Purdue	2	44	1	42
at Minnesota	3	14	0	7
Illinois	3	32	1	12
Season Totals	29	272	4	42

Career Statistics


Year	G	Rec.	Yds.	TD	LG	Rec/G	YPC	YPG
2014	12	4	44	0	21	0.3	11.0	3.7
2015	12	12	124	0	26	1.0	10.3	10.3
2016	11	29	272	4	42	2.6	94.	24.7
Totals	35	45	440	4	42	1.3	9.8	12.6

**TOMMY DOLES**

Offensive Line
6-6 • 295 • Sophomore
Grand Rapids, Mich.
Grand Rapids Christian

71

Honorable Mention All-Big Ten as voted by the conference's coaches and media ... CoSIDA Academic All-District 5 selection ... Started all 12 games as a redshirt sophomore, including 11 at right guard and one at right tackle ... Helped pave the way for junior running back Justin Jackson, who became the first player in program history to rush for over 1,000 yards in three-straight seasons ... Part of a starting unit that totaled over 400 yards of offense in five games, including a season-high 605 yards in the Wildcats' 45-17 win at Purdue.

**CHARLIE FESSLER**

Wide Receiver
6-4 • 215 • R-Freshman
Erie, Pa.
Cathedral Prep

5


Redshirt freshman who appeared 11 games as a backup wide receiver and on special teams units ... Made his first career catch for seven yards versus Nebraska ... Contributed with a special teams tackle in the Wildcats' 38-31 win at Iowa.

**CHRIS FITZPATRICK**

Long Snapper
6-2 • 235 • Senior
Lawrenceburg, Ky.
Anderson

52

Third-year starting long snapper ... Was a perfect 121-for-121 on snaps to holder Matt Micucci on field goals and Hunter Niswander on punts ... Contributed to Jack Mitchell's 59 points and Niswander's 41.36 punt average ... Also had tackles on special teams in back-to-back wins over Michigan State and Indiana.

**NATHAN FOX**

Linebacker
6-2 • 245 • R-Freshman
Houston, Texas
Clear Lake

45

Redshirt freshman ... Appeared in all 12 games as a backup linebacker and on special teams units ... Had a season-high two tackles in wins over Duke, Purdue and Illinois ... Recorded his first career tackle in the season opener versus Western Michigan ... Had an assist on a tackle for loss in the Big Ten opener versus Nebraska ... Recorded his first career pass breakup in the 'Cats' win over Indiana.

2016 Game-by-Game Statistics

	Solo	Ast	Total	TFL-Yds	Sacks-Yds	FF-FR	Int-Yds	QBH	PBU
Western Michigan	1	0	1	0-0	0-0	0-0	0-0	0	0
Illinois State	0	0	0	0-0	0-0	0-0	0-0	0	0
Duke	2	0	2	0-0	0-0	0-0	0-0	0	0
Nebraska	0	1	1	0.5-0	0-0	0-0	0-0	0	0
at Iowa	0	0	0	0-0	0-0	0-0	0-0	0	0
at Michigan State	0	1	1	0-0	0-0	0-0	0-0	0	0
Indiana	0	1	1	0-0	0-0	0-0	0-0	1	0
at Ohio State	1	0	1	0-0	0-0	0-0	0-0	0	0
Wisconsin	0	0	0	0-0	0-0	0-0	0-0	0	0
at Purdue	1	1	2	0-0	0-0	0-0	0-0	0	0
at Minnesota	0	0	0	0-0	0-0	0-0	0-0	0	0
Illinois	2	0	2	0-0	0-0	0-0	0-0	0	0
Totals	7	4	11	0.5-0	0-0	0-0	0-0	1	0

**JOE GAZIANO**

Defensive Lineman
6-4 • 265 • R-Freshman
Scituate, Mass.
Xaverian Brothers

97

Redshirt freshman ... Appeared in all 12 games as a backup defensive end and pass rusher ... Finished the regular season tied for second on the team with four sacks for a loss of 18 yards ... Recorded his first career sack and had a season-high four tackles in the Wildcats' 38-31 win at Michigan State ... Recorded his second sack of the season in the 'Cats 24-14 win over Indiana on Homecoming ... Had a season-high two sacks in the 45-17 win at Purdue ... Also had tackles for loss versus Duke and Nebraska ... Totaled six tackles for loss on the season for a total of 38 yards ... Recovered his first career fumble at Michigan State ... Named the Northwestern Defensive Player of the Week following the win at Michigan State.

2016 Game-by-Game Statistics

	Solo	Ast	Total	TFL-Yds	Sacks-Yds	FF-FR	Int-Yds	QBH	PBU
Western Michigan	1	2	3	0-0	0-0	0-0	0-0	1	0
Illinois State	1	0	1	0-0	0-0	0-0	0-0	0	0
Duke	2	1	3	1.0-9	0-0	0-0	0-0	0	0
Nebraska	1	1	2	1.0-11	0-0	0-0	0-0	0	0
at Iowa	0	0	0	0-0	0-0	0-0	0-0	0	1
at Michigan State	3	1	4	1.0-7	1.0-7	0-1	0-0	1	0
Indiana	1	0	1	1.0-6	1.0-6	0-0	0-0	1	0
at Ohio State	1	1	2	0-0	0-0	0-0	0-0	0	0
Wisconsin	2	0	2	0-0	0-0	0-0	0-0	0	1
at Purdue	2	0	2	2.0-5	2.0-5	0-0	0-0	0	0
at Minnesota	0	0	0	0-0	0-0	0-0	0-0	0	0
Illinois	0	0	0	0-0	0-0	0-0	0-0	0	0
Totals	14	6	20	6.0-38	4.0-18	0-1	0-0	3	2



PLAYER BIOS

**TRENT GOENS**

Defensive Line
6-3 • 250 • R-Freshman
Chino Hills, Calif.
Chino Hills

54

Redshirt freshman ... Appeared in eight games as a backup defensive end ... Had two solo tackles, including one for loss, versus Illinois State ... Had a season-high three tackles in the Wildcats' 54-40 win at Michigan State ... Intercepted a pass for the first time in his career in the 'Cats' 45-17 win at Purdue ... Named Northwestern Defensive Practice Player of the Week following the Wisconsin game.

2016 Game-by-Game Statistics

	Solo	Asst	Total	TFL-Yds	Sacks-Yds	FF-FR	Int-Yds	QBH	PBU
Western Michigan	0	0	0	0-0	0-0	0-0	0-0	0	0
Illinois State	2	0	2	1.0-4	0-0	0-0	0-0	0	0
Duke	-	-	-	-	-	-	-	-	-
Nebraska	-	-	-	-	-	-	-	-	-
at Iowa	-	-	-	-	-	-	-	-	-
at Michigan State	1	2	3	0-0	0-0	0-0	0-0	0	0
Indiana	0	0	0	0-0	0-0	0-0	0-0	0	0
at Ohio State	-	-	-	-	-	-	-	-	-
Wisconsin	0	0	0	0-0	0-0	0-0	0-0	0	0
at Purdue	0	0	0	0-0	0-0	0-0	1-23	0	0
at Minnesota	0	0	0	0-0	0-0	0-0	0-0	0	0
Illinois	0	0	0	0-0	0-0	0-0	0-0	0	0
Totals	3	2	5	1.0-4	0-0	0-0	1-23	0	0

**CAMERON GREEN**


Superback
6-3 • 210 • R-Freshman
Buffalo Grove, Ill.
Stevenson

84

Redshirt freshman who transitioned from wide receiver to superback during training camp ... Caught his first career pass in the Wildcats' 38-31 win at Iowa ... Had a season-high two catches and 23 yards at No. 6 Ohio State ... Also caught a pass in the 'Cats' Homecoming win over Indiana ... Also contributes on the Wildcats' special teams units ... Had a special teams tackle in the 45-17 win at Purdue.

2016 Game-by-Game Statistics

Game	Rec	Yards	TD	LG
Western Michigan	0	0	0	0
Illinois State	0	0	0	0
Duke	0	0	0	0
Nebraska	0	0	0	0
at Iowa	1	5	0	5
at Michigan State	0	0	0	0
Indiana	1	3	0	3
at Ohio State	2	23	0	13
Wisconsin	0	0	0	0
at Purdue	0	0	0	0
at Minnesota	0	0	0	0
Illinois	0	0	0	0
Season Totals	4	31	0	13

**T.J. GREEN**

Quarterback
6-2 • 199 • R-Freshman
Leawood, Kan.
Rockhurst

10

Redshirt freshman ... Backup quarterback that has not seen game action this season.

**NATE HALL**

Linebacker
6-2 • 230 • Sophomore
Toledo, Ohio
Southview

32

Appeared in all 12 games, starting seven at the same linebacker position ... Had at least five tackles in eight of 12 games, including a season-high eight at Minnesota and versus Illinois ... Recorded a season-high six solo stops versus Illinois State and Illinois ... Also had a season-high 1.5 tackles for loss versus the Redbirds ... Finished the regular season third on the team with 66 tackles ... Posted a TFL in three-straight games from Oct. 15 to Oct. 29.

2016 Game-by-Game Statistics

	Solo	Asst	Total	TFL-Yds	Sacks-Yds	FF-FR	Int-Yds	QBH	PBU
Western Michigan	4	1	5	0-0	0-0	0-0	0-0	0	0
Illinois State	6	1	7	1.5-3	0-0	0-0	0-0	0	0
Duke	3	0	3	1.0-6	0-0	0-0	0-0	0	0
Nebraska	2	3	5	0-0	0-0	0-0	0-0	0	0
at Iowa	1	3	4	0-0	0-0	0-0	0-0	0	0
at Michigan State	2	0	2	1.0-1	0-0	0-0	0-0	0	0
Indiana	2	2	4	1.0-2	0-0	0-0	0-0	2	0
at Ohio State	3	4	7	1.0-4	0-0	0-0	0-0	0	1
Wisconsin	5	1	6	0-0	0-0	0-0	0-0	0	0
at Purdue	3	4	7	0-0	0-0	0-0	0-0	0	0
at Minnesota	4	4	8	0-0	0-0	0-0	0-0	0	0
Illinois	6	2	8	0.5-0	0-0	0-0	0-0	0	0
Totals	41	25	66	6.0-16	0-0	0-0	0-0	2	1

Career Statistics


	G	Solo	Asst	Total	TFL-Yds	Sacks-Yds	FF-FR	Int-Yds	QBH	PBU
2015	13	27	29	56	2.5-3	0-0	0-0	0-0	4	2
2016	12	41	25	66	6.0-16	0-0	0-0	0-0	2	1
Totals	25	68	54	122	8.5-19	0-0	0-0	0-0	6	3

**CHAD HANAOKA**

Running Back
5-10 • 175 • Junior
Honolulu, Hawaii
'Iolani School

26

Key scout team player that has not seen game action this season ... Named the Northwestern Offensive Practice Player of the Week following the Purdue and Minnesota games.

**BLAKE HANCE**

Offensive Line
6-5 • 305 • Sophomore
Jacksonville, Ill.
Jacksonville

72

Second-year starter ... Started all 12 games for the Wildcats at left tackle, protecting the blind side of quarterback Clayton Thorson ... Helped pave the way for junior running back Justin Jackson, who became the first player in program history to rush for over 1,000 yards in three-straight seasons ... Part of a starting unit that totaled over 400 yards of offense in five games, including a season-high 605 yards in the Wildcats' 45-17 win at Purdue ... Contributed in a passing attack that ranks third in the Big Ten.

PLAYER BIOS

**MONTRE HARTAGE**

Defensive Back
6-0 • 190 • Sophomore
Cordele, Ga.
Crisp County

24

True sophomore ... Honorable Mention All-Big Ten as voted by the conference media ... Started all 12 games at cornerback ... Led the Wildcats' with five interceptions and nine pass breakups ... Finished the regular season third on the team with 46 solo tackles ... Had a career-high nine tackles versus Illinois State and Indiana ... All nine tackles versus the Redbirds were unassisted ... Recorded his first career interception versus the Redbirds ... Had an interception in the Wildcats' Homecoming win over Indiana ... Picked off two passes in the 'Cats' 45-17 win at Purdue ... Also had a season-high two pass breakups versus the Boilermakers ... Named the Wildcats' Defensive Big Playmaker following the Indiana game ... Earned Northwestern's Defensive Player of the Game honors following the Purdue contest.

2016 Game-by-Game Statistics

	Solo	Asst	Total	TFL-Yds	Sacks-Yds	FF-FR	Int-Yds	QBH	PBU
Western Michigan	6	1	7	0-0	0-0	0-0	0-0	0	1
Illinois State	9	0	9	0-0	0-0	0-0	1-0	0	0
Duke	4	0	4	0-0	0-0	0-0	0-0	0	2
Nebraska	3	1	4	0-0	0-0	0-0	0-0	0	0
at Iowa	3	0	3	0-0	0-0	0-0	0-0	0	0
at Michigan State	1	1	2	0-0	0-0	0-0	0-0	0	1
Indiana	7	2	9	0-0	0-0	0-0	1-0	0	1
at Ohio State	3	1	4	0-0	0-0	0-0	0-0	0	1
Wisconsin	2	1	3	0-0	0-0	0-0	0-0	0	0
at Purdue	1	0	1	0-0	0-0	0-0	2-4	0	2
at Minnesota	1	2	3	0-0	0-0	0-0	0-0	0	1
Illinois	6	1	7	0-0	0-0	0-0	1-66	0	0
Totals	46	10	56	0-0	0-0	0-0	5-70	0	9

Career Statistics

	G	Solo	Asst	Total	TFL-Yds	Sacks-Yds	FF-FR	Int-Yds	QBH	PBU
2015	13	3	1	4	0-0	0-0	0-0	0-0	0	0
2016	12	46	10	56	0-0	0-0	0-0	5-70	0	9
Totals	25	49	11	60	0-0	0-0	0-0	5-70	0	9

**TOM HRUBY**

Linebacker
6-3 • 240 • Senior
Crown Point, Ind.
Andrean

35

Missed the first 10 games of the season recovering from an injury sustained during spring practice ... Made season debut in the Wildcats' 45-17 win at Purdue on Veterans' Day weekend ... Carried the ball three times versus the Boilermakers.

**GODWIN IGWEBUIKE**

Defensive Back
6-0 • 205 • Junior
Pickerington, Ohio
Pickerington North

16

Started all 12 games at safety ... Voted Second-Team All-Big Ten by the Conference's coaches and third team by the media ... Led the Wildcats with 101 tackles and 75 solo stops ... Ranks seventh in the country with 6.3 solo tackles per game ... Had at least six tackles in 11 of 12 games, including three double-digit performances ... Had a season-high 15 tackles, two tackles for loss and a forced fumble in the Big Ten opener versus Nebraska ... Picked off a pass in the Wildcats' 24-14 win over Duke ... Made 12 tackles, including two for loss, and had a pass breakup in the season opener versus Western Michigan ... Had six tackles and recovered a fumble in the 42-21 win over Illinois to conclude the regular season.

2016 Game-by-Game Statistics

	Solo	Asst	Total	TFL-Yds	Sacks-Yds	FF-FR	Int-Yds	QBH	PBU
Western Michigan	9	3	12	2.0-2	0-0	0-0	0-0	0	1
Illinois State	3	1	4	0-0	0-0	0-0	0-0	0	1
Duke	4	2	6	0-0	0-0	0-0	1-3	0	2
Nebraska	13	2	15	2.0-3	0-0	1-0	0-0	0	0
at Iowa	5	2	7	0-0	0-0	0-0	0-0	0	0
at Michigan State	6	3	9	0-0	0-0	0-0	0-0	0	1
Indiana	6	2	8	0-0	0-0	0-0	0-0	0	1
at Ohio State	4	4	8	1.5-2	0-0	0-0	0-0	0	0
Wisconsin	9	1	10	0-0	0-0	0-0	0-0	0	0
at Purdue	8	0	8	0-0	0-0	0-0	0-0	0	0
at Minnesota	3	5	8	0-0	0-0	0-0	0-0	0	0
Illinois	5	1	6	0-0	0-0	0-1	0-0	0	0
Totals	75	26	101	5.5-7	0-0	1-1	1-3	0	6

Career Statistics

	G	Solo	Asst	Total	TFL-Yds	Sacks-Yds	FF-FR	Int-Yds	QBH	PBU
2014	11	34	17	51	1.0-3	0-0	0-0	3-11	0	3
2015	13	51	36	87	4.5-13	0-0	1-1	0-0	0	5
2016	12	75	26	101	5.5-7	0-0	1-1	1-3	0	6
Totals	36	160	79	239	11.0-23	0-0	2-2	4-14	0	14

**JUSTIN JACKSON**

Running Back
5-11 • 193 • Junior
Carol Stream, Ill.
Glenbard North

21

First-Team All-Big Ten as voted by the conference media ... Named Second-Team All-Big Ten by the coaches ... Preseason Doak Walker Award Watch List ... Ranks second in program history with 3,905 career rushing yards ... Led the Big Ten with 1,300 rushing yards, becoming the first player in Northwestern history to rush for 1,000-plus yards in three seasons ... Also led the Big Ten with 108.3 rushing yards per game ... Ranks 19th in the country in total rushing yards and 24th in rushing yards per game ... Scored a career-high 12 touchdowns ... Posted five 100-yard rushing performances ... Had 124 yards and a career-high three touchdowns in the season opener versus Western Michigan ... Rushed 26 times for 171 yards and a season-long 58-yard touchdown in the Wildcats' 38-31 win at Iowa ... Named Big Ten Offensive Player of the Week following the win over the Hawkeyes ... Carried the Wildcats' to a 54-40 victory at Michigan State behind a season-high 34 carries, 188 yards and two touchdowns ... Rushed for 127 yards and two touchdowns on 22 carries in the 'Cats' 45-17 win at Purdue ... Had 21 carries for 173 yards and matched his career high with three touchdowns in the 42-21 win over Illinois to conclude the regular season ... Averaged a season-best 8.2 yards per carry versus the Fighting Illini ... Had career highs of 33 passes and 210 receiving yards during the regular season ... Caught at least two passes out of the backfield in seven games ... Recorded a career-high eight catches for 51 yards at Minnesota ... Had 14 carries of 20-plus yards, five of which resulted in touchdowns.

2016 Game-by-Game Statistics


	RUSHING				RECEIVING			
	No.	Yds	TDs	Lg	No.	Yds	TDs	Lg
Western Michigan	23	124	3	48	2	47	0	37
Illinois State	12	42	0	15	1	5	0	5
Duke	28	94	0	21	1	-3	0	0
Nebraska	20	79	0	13	3	18	0	12
at Iowa	26	171	1	58	3	13	0	5
at Michigan State	34	188	2	29	4	10	0	8
Indiana	28	94	0	27	5	34	0	16
at Ohio State	17	76	0	24	3	21	0	16
Wisconsin	13	42	0	28	1	1	0	1
at Purdue	22	127	2	16	1	8	0	8
at Minnesota	22	90	1	19	8	51	0	19
Illinois	21	173	3	54	1	5	0	5
Totals	266	1300	12	58	33	210	0	37

Career Statistics

	G	Att.	Yds	TDs	LG	Avg/C	Avg/G	Rec.	Yds.	TDs
2014	12	245	1187	10	68	4.8	98.9	22	201	1
2015	13	312	1418	5	62	4.5	109.1	21	162	0
2016	12	266	1300	12	58	4.9	108.3	33	210	0
Totals	37	823	3905	27	68	4.7	105.5	76	573	1



PLAYER BIOS

**COLE JOHNSON**

Wide Receiver
6-1 • 201 • Junior
Avon, Ind.
Avon

89

Key scout player who appeared in two games during the regular season ... Named the Northwestern Offensive Practice Player of the Week following the Wisconsin game ... Earned Northwestern Special Teams Practice Player of the Week honors following the season opener versus Western Michigan.

**JOE JONES**

Linebacker
6-1 • 235 • Senior
Plano, Ill.
Plano

42


Appeared in all 12 games, starting five at sam linebacker ... Finished the regular season with 43 tackles ... Had at least five tackles in four contests ... Recorded a season-high six solo tackles and eight total versus Wisconsin ... Had five tackles, including 1.5 for loss, and a sack in the Wildcats' 38-31 win at Iowa ... Also had tackles for loss versus Illinois State and versus the Badgers ... Recovered a fumble in the Big Ten opener versus Nebraska.

2016 Game-by-Game Statistics

	Solo	Ast	Total	TFL-Yds	Sacks-Yds	FF-FR	Int-Yds	QBH	PBU
Western Michigan	2	2	4	0-0	0-0	0-0	0-0	0	0
Illinois State	4	2	6	1.0-3	1.0-3	0-0	0-0	0	0
Duke	2	3	5	0-0	0-0	0-0	0-0	0	0
Nebraska	0	3	3	0-0	0-0	0-1	0-0	0	0
at Iowa	3	2	5	1.5-10	1.0-10	0-0	0-0	0	1
at Michigan State	0	2	2	0-0	0-0	0-0	0-0	0	0
Indiana	3	0	3	0-0	0-0	0-0	0-0	0	0
at Ohio State	0	1	1	0-0	0-0	0-0	0-0	0	0
Wisconsin	6	2	8	1.0-1	0-0	0-0	0-0	0	0
at Purdue	0	1	1	0-0	0-0	0-0	0-0	0	0
at Minnesota	2	1	3	0-0	0-0	0-0	0-0	0	0
Illinois	2	0	2	0-0	0-0	0-0	0-0	0	1
Totals	24	19	43	3.5-14	2.0-	13	0-1	0	2

Career Statistics


	G	Solo	Ast	Total	TFL-Yds	Sacks-Yds	FF-FR	Int-Yds	QBH	PBU
2013	5	0	1	1	0-0	0-0	0-0	0-0	0	0
2014	6	4	1	5	0-0	0-0	0-0	0-0	0	0
2015	13	14	4	18	2.0-8	1.0-5	0-0	0-0	0	0
2016	12	24	19	43	3.5-14	2.0-13	0-1	0-0	0	2
Totals	36	42	25	67	5.5-22	3.0-18	0-1	0-0	0	2

**DANIEL KUBIUK**

Quarterback
6-1 • 200 • Sophomore
Barrington, Ill.
Barrington

17

Backup quarterback that has not seen game action this season ... Named Northwestern's Defensive Practice Player of the Week following the Purdue game.

**GREG KUCHAR**

Defensive Line
6-3 • 309 • Senior
Concord Township, Ohio
St. Edward

93


Appeared in the first five games of the season as a backup defensive lineman before suffering an injury ... Had a tackle in three of his five contests ... Finished with a season-high three tackles in the Wildcats' 24-14 win over Duke ... Had two tackles in the Big Ten season opener versus Nebraska.

2016 Game-by-Game Statistics

	Solo	Ast	Total	TFL-Yds	Sacks-Yds	FF-FR	Int-Yds	QBH	PBU
Western Michigan	1	0	1	0-0	0-0	0-0	0-0	0	0
Illinois State	0	0	0	0-0	0-0	0-0	0-0	0	0
Duke	1	3	4	0-0	0-0	0-0	0-0	0	0
Nebraska	1	1	2	0-0	0-0	0-0	0-0	0	0
at Iowa	0	0	0	0-0	0-0	0-0	0-0	0	0
at Michigan State	-	-	-	-	-	-	-	-	-
Indiana	-	-	-	-	-	-	-	-	-
at Ohio State	-	-	-	-	-	-	-	-	-
Wisconsin	-	-	-	-	-	-	-	-	-
at Purdue	-	-	-	-	-	-	-	-	-
at Minnesota	-	-	-	-	-	-	-	-	-
Illinois	-	-	-	-	-	-	-	-	-
Totals	3	4	7	0-0	0-0	0-0	0-0	0	0

Career Statistics

	G	Solo	Ast	Total	TFL-Yds	Sacks-Yds	FF-FR	Int-Yds	QBH	PBU
2013	6	5	3	8	0-0	0-0	0-0	0-0	0	0
2014	10	14	15	29	2.0-5	0-0	0-1	0-0	1	0
2015	11	5	6	11	0-0	0-0	0-0	0-0	0	1
2016	6	3	4	7	0-0	0-0	0-0	0-0	0	0
Totals	33	27	28	55	2.0-5	0-0	0-1	0-0	1	1

**TYLER LANCASTER**

Defensive Line
6-3 • 310 • Junior
Romeoville, Ill.
Plainfield East

67

Started all 12 games at defensive tackle ... Finished the regular season with 26 tackles, including 3.5 for loss ... Had a season-high eight tackles, including two for loss, versus No. 8 Wisconsin ... Recorded five tackles at No. 6 Ohio State ... Made six stops in the Big Ten opener versus Nebraska ... Named Northwestern's Defensive Player of the Week following games versus the

2016 Game-by-Game Statistics

	Solo	Ast	Total	TFL-Yds	Sacks-Yds	FF-FR	Int-Yds	QBH	PBU
Western Michigan	0	0	0	0-0	0-0	0-0	0-0	0	0
Illinois State	2	0	2	1.0-1	0-0	0-0	0-0	0	0
Duke	1	0	1	0-0	0-0	0-0	0-0	0	0
Nebraska	3	3	6	0.5-0	0-0	0-0	0-0	0	0
at Iowa	0	0	0	0-0	0-0	0-0	0-0	0	0
at Michigan State	0	2	2	0-0	0-0	0-0	0-0	0	0
Indiana	0	0	0	0-0	0-0	0-0	0-0	0	0
at Ohio State	2	3	5	0-0	0-0	0-0	0-0	0	0
Wisconsin	5	3	8	2.0-5	0-0	0-0	0-0	0	0
at Purdue	0	1	1	0-0	0-0	0-0	0-0	0	0
at Minnesota	0	1	1	0-0	0-0	0-0	0-0	0	0
Illinois	0	0	0	0-0	0-0	0-0	0-0	0	1
Totals	13	13	26	3.5-6	0-0	0-0	0-0	0	1

Career Statistics

	G	Solo	Ast	Total	TFL-Yds	Sacks-Yds	FF-FR	Int-Yds	QBH	PBU
2014	1	0	0	0	0-0	0-0	0-0	0-0	0	0
2015	13	18	15	33	5.5-13	1.5-1.5	2-0	0-0	1	2
2016	12	13	13	26	3.5-6	0-0	0-0	0-0	0	0
Totals	26	31	28	59	9.0-19	1.5-1.5	2-0	0-0	1	2

**WARREN LONG**

Running Back
6-0 • 210 • Senior
Union City, Calif.
James Logan


13

Sustained a season-ending injury on his first carry of the season versus Western Michigan.

Career Statistics

	RUSHING						RECEIVING		
	G	Att.	Yds	TDs	LG	Avg/C	Rec.	Yds.	TDs
2013	7	14	56	0	13	4.0	1	3	0
2014	11	30	123	0	21	4.1	5	26	0
2015	13	60	329	5	55	5.5	3	27	0
2016	1	1	9	0	9	9.0	0	0	0
Totals	32	105	517	5	55	4.9	9	56	0

PLAYER BIOS

**ERIC LUTZEN**

Superback
6-6 • 235 • Sophomore
Pewaukee, Wis.
Pewaukee

46

Key scout player that has not seen game action this season ... Named Northwestern Offensive Practice Player of the Week following the Wildcats' 54-40 win at Michigan State.

**CONNOR MAHONEY**

Offensive Line
6-4 • 285 • Senior
Malvern, Pa.
Malvern

68

Started six games at left guard during the regular season ... Helped pave the way for junior running back Justin Jackson, who became the first player in program history to rush for over 1,000 yards in three-straight seasons ... Contributed in a passing attack that ranks third in the Big Ten.

**ALONZO MAYO**

Defensive Back
5-11 • 170 • R-Freshman
Baltimore, Md.
The Gilman School

28

Appeared in five games as a redshirt freshman ... Made first career start in the Wildcats' Homecoming win over Indiana ... Made a season-high five tackles, including three solo stops, in the 'Cats' 38-31 win at Iowa ... Also had half a tackle for loss versus the Hawkeyes ... Missed a substantial portion of the season due to injury.

2016 Game-by-Game Statistics

	Solo	Asst	Total	TFL-Yds	Sacks-Yds	FF-FR	Int-Yds	QBH	PBU
Western Michigan	1	1	2	0-0	0-0	0-0	0-0	0	0
Illinois State	0	0	0	0-0	0-0	0-0	0-0	0	0
Duke	-	-	-	-	-	-	-	-	-
Nebraska	-	-	-	-	-	-	-	-	-
at Iowa	3	2	5	0.5-1	0-0	0-0	0-0	0	0
at Michigan State	0	2	2	0-0	0-0	0-0	0-0	0	0
Indiana	1	0	1	0-0	0-0	0-0	0-0	0	1
at Ohio State	-	-	-	-	-	-	-	-	-
Wisconsin	-	-	-	-	-	-	-	-	-
at Purdue	-	-	-	-	-	-	-	-	-
at Minnesota	-	-	-	-	-	-	-	-	-
Illinois	-	-	-	-	-	-	-	-	-
Totals	5	5	10	0.5-1	0-0	0-0	0-0	0	1

**JARED MCGEE**

Defensive Back
6-1 • 215 • Sophomore
Mansfield, Texas
Mansfield Legacy

41

Appeared in all 12 games, making three starts at safety ... Had a combined 19 tackles in back-to-back starts versus Duke and Nebraska ... Intercepted his first career pass versus Illinois State ... Finished with nine tackles versus the Blue Devils ... Had a career-high 10 tackles versus the Cornhuskers ... Picked off his second pass of the season in the Wildcats' 54-40 win at Michigan State ... Finished the regular season with 35 tackles ... Named Northwestern's Special Teams Player of the Week following the Ohio State game.

2016 Game-by-Game Statistics

	Solo	Asst	Total	TFL-Yds	Sacks-Yds	FF-FR	Int-Yds	QBH	PBU
Western Michigan	0	1	1	0-0	0-0	0-0	0-0	0	1
Illinois State	0	0	0	0-0	0-0	0-0	1-25	0	0
Duke	5	4	9	0-0	0-0	0-0	0-0	0	1
Nebraska	7	3	10	0.5-1	0-0	0-0	0-0	0	0
at Iowa	1	0	1	0-0	0-0	0-0	0-0	0	0
at Michigan State	1	1	2	0-0	0-0	0-0	1-0	0	0
Indiana	2	0	2	0-0	0-0	0-0	0-0	0	0
at Ohio State	3	0	3	0-0	0-0	0-0	0-0	0	0
Wisconsin	1	0	1	0-0	0-0	0-0	0-0	0	0
at Purdue	2	0	2	1.0-1	0-0	0-0	0-0	0	0
at Minnesota	3	1	4	0-0	0-0	0-0	0-0	0	0
Illinois	0	0	0	0-0	0-0	0-0	0-0	0	0
Totals	25	10	35	1.5-2	0-0	0-0	2-25	0	2

Career Statistics

	G	Solo	Asst	Total	TFL-Yds	Sacks-Yds	FF-FR	Int-Yds	QBH	PBU
2015	5	2	4	6	0-0	0-0	0-0	0-0	0	0
2016	12	25	10	35	1.5-2	0-0	0-0	2-25	0	2
Totals	17	27	14	41	1.5-2	0-0	0-0	2-25	0	2

**MARCUS MCSHEPARD**

Defensive Back
5-11 • 200 • Junior
University Heights, Ohio
Cleveland Heights

17


Started the season at wide receiver before transitioning back to defensive back ... Had 27 tackles over the Wildcats' final six regular-season games ... Made first start of the season and second of his career at No. 6 Ohio State ... Had a career-high eight tackles versus the Buckeyes ... Made a career-high seven solo stops in the Wildcats' 24-14 win over Indiana ... Also had a career-high two pass breakups versus the Hoosiers ... Made five stops and recorded his first career interception at Minnesota ... Also had five stops, including for solo, in a 42-21 win over Illinois to conclude the regular season.

2016 Game-by-Game Statistics

	Solo	Asst	Total	TFL-Yds	Sacks-Yds	FF-FR	Int-Yds	QBH	PBU
Western Michigan	0	0	0	0-0	0-0	0-0	0-0	0	0
Illinois State	1	0	1	0-0	0-0	0-0	0-0	0	0
Duke	0	0	0	0-0	0-0	0-0	0-0	0	0
Nebraska	0	0	0	0-0	0-0	0-0	0-0	0	0
at Iowa	0	0	0	0-0	0-0	0-0	0-0	0	0
at Michigan State	0	0	0	0-0	0-0	0-0	0-0	0	0
Indiana	7	0	7	0-0	0-0	0-0	0-0	0	2
at Ohio State	5	3	8	0-0	0-0	0-0	0-0	0	1
Wisconsin	1	0	1	0-0	0-0	0-0	0-0	0	0
at Purdue	1	0	1	0-0	0-0	0-0	0-0	0	0
at Minnesota	3	2	5	0-0	0-0	0-0	1-0	0	0
Illinois	4	1	5	0-0	0-0	0-0	0-0	0	1
Totals	22	6	28	0-0	0-0	0-0	1-0	0	4

Career Statistics

	G	Solo	Asst	Total	TFL-Yds	Sacks-Yds	FF-FR	Int-Yds	QBH	PBU
2014	7	5	0	5	0-0	0-0	0-0	0-0	0	0
2015	13	10	2	12	0-0	0-0	0-0	0-0	0	0
2016	12	22	6	28	0-0	0-0	0-0	1-0	0	4
Totals	32	37	8	45	0-0	0-0	0-0	1-0	0	4

**MATT MICUCCI**

Kicker/Punter/Holder
5-11 • 190 • Senior
Lake Zurich, Ill.
Stevenson

33

Served as the Wildcats' holder on field goal and extra-point units ... Had a two-yard reception on a fake field goal attempt versus Nebraska.

**ALEX MILLER**

Defensive Line
6-3 • 260 • Freshman
Houston, Texas
Stratford

95

One of three true freshman to see the field this season ... Appeared in all 12 games as a backup defensive lineman ... Made his collegiate debut with two tackles in the season opener versus Western Michigan ... Had a season-high three tackles in wins at Purdue and versus Illinois.

2016 Game-by-Game Statistics

	Solo	Asst	Total	TFL-Yds	Sacks-Yds	FF-FR	Int-Yds	QBH	PBU
Western Michigan	1	1	2	0-0	0-0	0-0	0-0	0	0
Illinois State	1	0	1	0-0	0-0	0-0	0-0	0	0
Duke	0	0	0	0-0	0-0	0-0	0-0	0	0
Nebraska	0	0	0	0-0	0-0	0-0	0-0	0	1
at Iowa	0	0	0	0-0	0-0	0-0	0-0	0	0
at Michigan State	0	1	1	0-0	0-0	0-0	0-0	1	0
Indiana	0	0	0	0-0	0-0	0-0	0-0	0	0
at Ohio State	0	1	1	0-0	0-0	0-0	0-0	0	0
Wisconsin	0	0	0	0-0	0-0	0-0	0-0	0	0
at Purdue	2	1	3	0-0	0-0	0-0	0-0	0	0
at Minnesota	0	0	0	0-0	0-0	0-0	0-0	0	0
Illinois	3	0	3	0-0	0-0	0-0	0-0	0	0
Totals	7	4	11	0-0	0-0	0-0	0-0	0	0

**JACK MITCHELL**

Kicker
6-3 • 210 • Senior
San Diego, Calif.
Torrey Pines

8

Ranks third in program history with 206 kick scoring points and fourth with 40 career field goals ... Made 7-of-11 field goal attempts and 38-of-39 extra points during the regular season ... Made a 33-yard field goal and all seven extra-point attempts in the Wildcats' 54-40 win at Michigan State ... Converted six-straight field goal attempts from Oct. 1 to Nov. 12 ... Third on the team with 59 points ... Completed a two-yard pass on a fake field goal attempt versus Nebraska.

2016 Game-by-Game Statistics

	Field Goals				Kickoffs				PATs			Pts
	Att	M	Blk	Long	No.	Yds.	Out	TB	No.	M		
Western Michigan	0	0	0	0	4	251	1	2	3	3		3
Illinois State	1	0	0	0	2	128	0	1	1	1		1
Duke	2	1	0	40	5	322	0	4	3	3		6
Nebraska	1	0	0	0	3	195	0	2	1	1		1
at Iowa	1	1	0	25	7	447	0	3	5	5		8
at Michigan State	1	1	0	33	9	581	0	5	7	7		10
Indiana	1	1	0	19	5	298	0	2	3	3		6
at Ohio State	2	2	0	33	5	325	0	4	2	2		8
Wisconsin	0	0	0	0	2	104	0	1	1	1		1
at Purdue	1	1	0	23	8	512	0	4	6	6		9
at Minnesota	1	0	0	0	2	123	0	0	0	0		0
Illinois	0	0	0	0	7	424	0	3	6	6		6
Totals	11	7	0	40	59	3710	1	31	39	38		59

Career Statistics

	Field Goals				Kickoffs				PATs			Pts
	Att	M	Blk	Long	No.	Yds.	Out	TB	No.	M		
2013	0	0	0	0	0	0	0	0	0	0		0
2014	18	14	1	46	54	3125	0	19	28	26		68
2015	27	18	0	49	26	1593	0	13	28	25		79
2016	11	7	0	40	59	3710	1	31	39	38		59
Totals	56	39	1	49	139	8428	1	63	95	89		206

**JOHN MOTEN IV**


Running Back
6-0 • 202 • R-Freshman
St. Louis, Mo.
John Burroughs School

20

Appeared in all 12 games as the backup running back to Justin Jackson ... Finished the regular season second on the team with 329 rushing yards ... Rushed 16 times for 119 yards in the Wildcats' 45-17 win at Purdue to earn Big Ten Co-Freshman of the Week honors ... Had a career-high 128 yards rushing and the first two touchdowns of his career in a 42-21 win over Illinois to earn his second Big Ten Freshman of the Week plaudit of the season ... Had a career-long 43 yard rush for a score versus the Fighting Illini ... Made a season-high 20-yard catch in the win versus the Boilermakers.

2016 Game-by-Game Statistics

	RUSHING				RECEIVING			
	No.	Yds	TDs	Lg	No.	Yds.	TDs	Lg
Western Michigan	0	0	0	0	0	0	0	0
Illinois State	1	2	0	2	0	0	0	0
Duke	1	3	0	3	0	0	0	0
Nebraska	1	11	0	11	1	9	0	9
at Iowa	3	10	0	5	1	15	0	15
at Michigan State	8	12	0	5	0	0	0	0
Indiana	4	18	0	8	0	0	0	0
at Ohio State	5	26	0	16	0	0	0	0
Wisconsin	0	0	0	0	0	0	0	0
at Purdue	16	119	0	27	1	20	0	20
at Minnesota	1	0	0	0	0	0	0	0
Illinois	14	128	2	43	0	0	0	0
Totals	54	329	3	43	3	44	0	20

**FLYNN NAGEL**

Wide Receiver
5-11 • 181 • Sophomore
Lemont, Ill.
Lemont

2

Started 10 games at wide receiver and served as the Wildcats' primary punt returner ... Finished the regular season second on the team with 37 receptions and 421 yards receiving ... Caught a pass in 10 of 12 games ... Had five catches for 48 yards in the Big Ten opener versus Nebraska ... Made a 57-yard touchdown catch in the Wildcats' 54-40 win at Michigan State ... Finished with five catches for 81 yards versus the Spartans ... Caught a season-high six passes versus Indiana and Minnesota ... Recorded his second touchdown of the season versus the Gophers ... Returned five kicks for 98 yards and 19 punts for 132 yards ... Had a season-high 47-yard return in a 38-31 win at Iowa ... Ranked sixth in the Big Ten with a 6.9 punt-return average ... Named Northwestern's Special Teams Player of the Week following games versus Duke, Nebraska and Iowa ... Earned Northwestern Offensive Big Playmaker honors after the Minnesota game.

2016 Game-by-Game Statistics

	Receiving				Kick Returns				Punt Returns			
	No.	Yds	TDs	Long	No.	Yds	TDs	Long	No.	Yds	TDs	Long
Western Michigan	0	0	0	0	0	0	0	0	0	0	0	0
Illinois State	4	44	0	16	0	0	0	0	1	-2	0	0
Duke	1	33	0	33	0	0	0	0	5	44	0	13
Nebraska	5	48	0	17	1	27	0	27	1	5	0	5
at Iowa	1	6	0	6	0	0	0	0	1	47	0	47
at Michigan State	5	81	1	57	1	24	0	24	3	12	0	7
Indiana	6	40	0	14	0	0	0	0	3	13	0	7
at Ohio State	0	0	0	0	0	0	0	0	0	0	0	0
Wisconsin	4	37	0	17	1	17	0	17	1	1	0	1
at Purdue	2	30	0	16	2	30	0	16	1	-2	0	0
at Minnesota	6	65	1	21	0	0	0	0	1	5	0	5
Illinois	3	37	0	14	0	0	0	0	2	9	0	10
Totals	37	421	2	57	5	8	0	27	19	132	0	47

Career Statistics

	Receiving				Kick Returns				Punt Returns			
	G	Rec	Yds	TD	Lg	Rec/G	Avg/C	Avg/G	No.	Yds	TD	Lg
2015	5	4	47	0	24	0.8	11.8	9.4	2	-2	0	1
2016	12	37	421	2	57	3.1	11.4	35.1	19	132	0	47
Total	17	41	468	2	57	2.4	11.4	27.5	21	130	0	47

**HUNTER NISWANDER**

Punter
6-5 • 240 • Junior
Peninsula, Ohio
Woodridge

96

Named to the Ray Guy Award Watch List ... Ranked fourth in the Big Ten with a 41.4 punt average ... Had a career-high 51.0 average in the season opener versus Western Michigan ... Posted career-long punts of 62 yards versus Illinois State and Michigan State ... Pinned 20 punts inside the 20 and forced opponents to fair catch 19 punts ... Had 10 punts of 50-plus yards ... Had a tackle in the 'Cats 38-31 win at Iowa ... Named Northwestern's Special Teams Player of the Week following the Western Michigan game.

2016 Game-by-Game Statistics

	No.	Yds	Avg	Lg	TB	FC	I20	50+	Blk
Western Michigan	3	153	51.00	52	0	1	2	2	0
Illinois State	7	317	45.29	62	1	1	3	2	0
Duke	8	343	42.88	50	2	3	2	1	0
Nebraska	6	243	40.50	50	1	3	2	1	0
at Iowa	7	307	43.86	48	0	1	0	0	0
at Michigan State	5	214	42.80	62	0	2	2	1	1
Indiana	8	317	39.63	47	1	2	2	0	0
at Ohio State	4	157	39.25	46	0	1	1	0	0
Wisconsin	8	318	39.75	40	0	2	2	1	0
at Purdue	2	59	29.50	38	0	1	1	0	0
at Minnesota	6	217	36.17	51	1	1	1	1	0
Illinois	6	250	41.67	60	0	1	2	1	0
Totals	70	2895	41.36	62	6	19	20	10	1

Career Statistics

	No.	Yds	Avg	Lg	TB	FC	I20	50+	Blk
2014	5	180	36.0	43	1	2	1	0	0
2015	85	3227	38.0	56	2	30	21	6	0
Duke	70	2895	41.4	62	6	19	20	10	1
Totals	160	6302	39.4	62	9	51	42	16	1


PLAYER BIOS

**BRAD NORTH**

Offensive Line
6-2 • 290 • Junior
Allen, Texas
Allen

69

Started all 12 games at center ... Helped pave the way for junior running back Justin Jackson, who became the first player in program history to rush for over 1,000 yards in three-straight seasons ... Part of a starting unit that totaled over 400 yards of offense in five games, including a season-high 605 yards in the Wildcats' 45-17 win at Purdue ... Contributed in a passing attack that ranks third in the Big Ten.

**TOMMY ODELL**

Defensive Back
5-11 • 196 • Junior
River Forest, Ill.
Oak Park-River Forest

48

Key scout team player ... Played in the Purdue game, recording his first tackle of the season ... Named the Northwestern Defensive Practice Player of the Week following the Western Michigan game.

**IFEADI ODENIGBO**

Defensive Line
6-3 • 265 • Senior
Centerville, Ohio
Centerville

7


First-Team All-Big Ten as voted by the Conference's coaches ... Named Second-Team All-Big Ten by the media ... Named to the 2016 Ted Hendricks Award Watch List ... Ranks second in program history with 23.5 career sacks ... Led the Big Ten with 10 sacks ... Had a career-high and Northwestern single-game record four sacks in the Wildcats' 38-31 win at Iowa ... Made a season-high five stops versus the Hawkeyes ... Picked up two more sacks in a 54-40 win at Michigan State ... Recorded three tackles, including two for loss, in a 24-14 win over Indiana on Homecoming ... Finished the regular season with a sack apiece at Minnesota and versus Illinois.

2016 Game-by-Game Statistics

	Solo	Asst	Total	TFL-Yds	Sacks-Yds	FF-FR	Int-Yds	QBH	PBU
Western Michigan	2	2	4	0-0	0-0	0-0	0-0	4	0
Illinois State	1	0	1	1.0-8	1.0-8	0-0	0-0	0	0
Duke	0	1	1	0-0	0-0	0-0	0-0	0	0
Nebraska	0	1	1	0-0	0-0	0-0	0-0	0	0
at Iowa	4	1	5	4.0-24	4.0-24	1-0	0-0	0	0
at Michigan State	3	1	4	2.0-20	2.0-20	1-0	0-0	0	0
Indiana	3	0	3	2.0-10	1.0-9	0-0	0-0	0	0
at Ohio State	0	0	0	0-0	0-0	0-0	0-0	0	0
Wisconsin	1	0	1	1.0-2	0-0	0-0	0-0	0	0
at Purdue	0	0	0	0-0	0-0	0-0	0-0	0	0
at Minnesota	1	0	1	1.0-4	1.0-4	0-0	0-0	0	0
Illinois	1	0	1	1.0-5	1.0-5	0-0	0-0	1	0
Totals	16	6	22	12.0-73	10.0-70	2-0	0-0	5	0

Career Statistics

	G	Solo	Asst	Total	TFL-Yds	Sacks-Yds	FF-FR	Int-Yds	QBH	PBU
2012	1	0	0	0	0-0	0-0	0-0	0-0	0	0
2013	12	7	2	9	6.5-41	5.5-37	0-1	0-0	3	1
2014	12	6	5	11	3.0-21	3.0-3	3-1	0-0	3	0
2015	12	12	7	19	5.0-31	5.0-5	0-0	0-0	3	0
2016	12	16	6	22	12.0-73	10.0-70	2-0	0-0	5	0
Totals	49	41	20	61	26.5-166	23.5-159	5-2	0-0	14	1

**ERIC OLSON**

Offensive Line
6-6 • 305 • Senior
Sudbury, Mass.
Buckingham Browne & Nichols

76

Started 11 of 12 games at right tackle ... Helped pave the way for junior running back Justin Jackson, who became the first player in program history to rush for over 1,000 yards in three-straight seasons ... Part of a starting unit that totaled over 400 yards of offense in five games, including a season-high 605 yards in the Wildcats' 45-17 win at Purdue ... Contributed in a passing attack that ranks third in the Big Ten.

**ANDREW OTTERMAN**

Offensive Line
6-4 • 295 • R-Freshman
Morristown, N.J.
Delbarton

64

Redshirt freshman ... Appeared in all 12 games as a backup offensive lineman and on field goal units.

**BEN OXLEY**

Offensive Line
6-6 • 291 • Sophomore
Avon Lake, Ohio
Avon Lake

75

Redshirt sophomore ... Moved from defensive line to offensive line prior to the start of the season ... Appeared in all 12 games as a backup offensive lineman on field goal units.

**JAYLEN PRATER**

Linebacker
6-0 • 230 • Senior
Hamden, Ohio
Wellston

51

Started the first eight games at Will linebacker before suffering an injury that forced him to sit the final four games of the regular season ... Opened the season with a career-high 18 tackles versus Western Michigan ... Had at least five tackles in the first eight games of the year ... Fourth on the team with 61 tackles in just eight games.

2016 Game-by-Game Statistics

	Solo	Asst	Total	TFL-Yds	Sacks-Yds	FF-FR	Int-Yds	QBH	PBU
Western Michigan	9	9	18	0.5-1	0-0	0-0	0-0	0	0
Illinois State	5	2	7	0-0	0-0	0-0	0-0	0	0
Duke	3	2	5	0-0	0-0	0-0	0-0	0	1
Nebraska	1	7	8	0.5-1	0-0	0-0	0-0	1	0
at Iowa	5	3	8	0-0	0-0	0-0	0-0	0	0
at Michigan State	2	3	5	1.0-1	0-0	0-0	0-0	0	0
Indiana	6	1	7	0-0	0-0	0-0	0-0	0	0
at Ohio State	0	3	3	0-0	0-0	0-0	0-0	0	0
Wisconsin	-	-	-	-	-	-	-	-	-
at Purdue	-	-	-	-	-	-	-	-	-
at Minnesota	-	-	-	-	-	-	-	-	-
Illinois	-	-	-	-	-	-	-	-	-
Totals	31	30	61	2.0-3	0-0	0-0	0-0	1	1

Career Statistics

	G	Solo	Asst	Total	TFL-Yds	Sacks-Yds	FF-FR	Int-Yds	QBH	PBU
2013	3	1	4	5	0-0	0-0	0-0	0-0	0	1
2014	9	2	2	4	0-0	0-0	0-0	0-0	0	0
2015	9	25	21	46	1.0-10	1-10	0-0	0-0	0	1
2016	8	31	30	61	2.0-3	0-0	0-0	0-0	1	1
Totals	29	59	57	116	3.0-13	1-10	0-0	0-0	1	3

**JAMES PRATHER**

Superback
6-4 • 230 • Sophomore
Memphis, Tenn.
Memphis University School

44

Backup superback that plays a key role in short-yardage and goal line packages ... Appeared in all 12 games ... Made first career start at Michigan State ... Also contributes on kick return unit that ranks 17th in the country.



PLAYER BIOS

**KYLE QUEIRO**

Defensive Back
6-3 • 200 • Junior
Verona, N.J.
Bergen Catholic

21

Started nine games at safety as a redshirt junior ... Had career highs at Minnesota with five solo tackles, nine total tackles and 2.5 tackles for loss ... Made eight tackles at No. 6 Ohio State ... Made an incredible one-handed interception in the Wildcats' 24-14 win over Indiana that was featured as SportsCenter's No. 1 Play on Top 10 plays ... Tied for third on the team with six pass breakups ... Finished the regular season with a career-high 50 tackles.

2016 Game-by-Game Statistics

	Solo	Ast	Total	TFL-Yds	Sacks-Yds	FF-FR	Int-Yds	QBH	PBU
Western Michigan	3	3	6	0-0	0-0	0-0	0-0	0	1
Illinois State	3	1	4	0-0	0-0	0-0	0-0	0	0
Duke	-	-	-	-	-	-	-	-	-
Nebraska	-	-	-	-	-	-	-	-	-
at Iowa	3	1	4	0-0	0-0	0-0	0-0	0	0
at Michigan State	3	4	7	0-0	0-0	0-0	0-0	0	0
Indiana	4	1	5	0-0	0-0	0-0	1-0	0	0
at Ohio State	3	5	8	0-0	0-0	0-0	0-0	0	1
Wisconsin	3	0	3	1.0-2	0-0	0-0	0-0	0	1
at Purdue	0	1	1	0-0	0-0	0-0	0-0	0	0
at Minnesota	5	4	9	2.5-5	0-0	0-0	0-0	0	0
Illinois	3	0	3	0-0	0-0	0-1	0-0	0	3
Totals	30	20	50	3.5-7	0-0	0-1	1-0	0	6

Career Statistics

	G	Solo	Ast	Total	TFL-Yds	Sacks-Yds	FF-FR	Int-Yds	QBH	PBU
2014	12	8	3	11	0-0	0-0	0-0	0-0	0	0
2015	5	5	3	8	0-0	0-0	0-0	1-17	0	0
2016	10	30	20	50	3.5-7	0-0	0-1	1-0	0	6
Totals	27	43	26	69	3.5-7	0-0	0-1	2-17	0	6

**STEVEN REESE**

Wide Receiver
6-2 • 200 • R-Freshman
Buford, Ga.
Buford

23

Redshirt freshman ... Appeared in nine games on special teams ... Key member of a kick return unit that ranks 17th in the country ... Made three special teams tackles.

**HEATH REINEKE**

Superback
6-3 • 235 • Sophomore
Ashland, Ohio
Ashland

83

Backup superback who transitioned to the position from defensive line during training camp ... Key to the Wildcats in short-yardage and goal line situations ... Appeared in nine games during the regular season.

**C.J. ROBBINS**

Defensive Line
6-5 • 305 • Senior
Peru, Ill.
LaSalle-Peru

90

Appeared in all 12 games, starting the last 11 at defensive end ... Made a season-high five tackles, including two for loss, versus Illinois State ... Also had a sack versus the Redbirds ... Matched his season high with five tackles in the Wildcats' 38-31 win at Iowa ... Also forced a fumble versus the Hawkeyes ... Tallied three stops and a sack at No. 6 Ohio State ... Closed the regular season with three tackles, a sack and a forced fumble in the Wildcats' 42-21 win over rival Illinois.

2016 Game-by-Game Statistics

	Solo	Ast	Total	TFL-Yds	Sacks-Yds	FF-FR	Int-Yds	QBH	PBU
Western Michigan	0	0	0	0-0	0-0	0-0	0-0	0	0
Illinois State	4	1	5	2.0-5	1.0-3	0-0	0-0	0	0
Duke	0	0	0	0-0	0-0	0-0	0-0	0	0
Nebraska	1	2	3	0.5-1	0-0	0-0	0-0	0	0
at Iowa	4	1	5	1.0-4	0-0	1-0	0-0	0	0
at Michigan State	0	2	2	0-0	0-0	0-0	0-0	0	0
Indiana	1	0	1	0-0	0-0	0-0	0-0	0	0
at Ohio State	3	0	3	1.0-6	1.0-6	0-0	0-0	0	0
Wisconsin	0	1	1	0-0	0-0	0-0	0-0	0	1
at Purdue	1	0	1	0-0	0-0	0-0	0-0	0	0
at Minnesota	1	1	2	0-0	0-0	0-0	0-0	0	0
Illinois	3	0	3	1.0-10	1.0-10	1-0	0-0	0	0
Totals	18	8	26	5.5-26	3.0-19	2-0	0-0	0	1

Career Statistics

	G	Solo	Ast	Total	TFL-Yds	Sacks-Yds	FF-FR	Int-Yds	QBH	PBU
2013	12	1	2	3	0.5-5	0.5-5	0-0	0-0	0	1
2014	11	4	9	13	1.0-3	0-0	0-0	0-0	1	2
2015	12	5	12	17	0-0	0-0	0-1	0-0	0	1
2016	12	18	8	26	5.5-26	3.0-19	2-0	0-0	0	1
Totals	47	28	31	59	7.0-34	3.5-24	2-1	0-0	1	5

**JELANI ROBERTS**

Wide Receiver
5-8 • 166 • Sophomore
Owings Mills, Md.
The Gilman School

6

True sophomore ... Appeared in eight games as a backup wide receiver and on special teams units ... Had a season-high two carries versus Duke ... Also contributed with a special teams tackle versus the Blue Devils.

**JOSH ROBERTS**

Linebacker
6-1 • 215 • Junior
Wamego, Kan.
Rock Creek

49

Appeared in four games as a backup linebacker and on special teams units ... Made a career-high three tackles in the Wildcats' 45-17 win at Purdue ... Named Northwestern's Special Teams Practice Player of the Week following games versus Illinois State and Nebraska.

2016 Game-by-Game Statistics

	Solo	Ast	Total	TFL-Yds	Sacks-Yds	FF-FR	Int-Yds	QBH	PBU
Western Michigan	-	-	-	-	-	-	-	-	-
Illinois State	-	-	-	-	-	-	-	-	-
Duke	-	-	-	-	-	-	-	-	-
Nebraska	-	-	-	-	-	-	-	-	-
at Iowa	-	-	-	-	-	-	-	-	-
at Michigan State	-	-	-	-	-	-	-	-	-
Indiana	1	0	1	0-0	0-0	0-0	0-0	0	0
at Ohio State	0	0	0	0-0	0-0	0-0	0-0	0	0
Wisconsin	0	0	0	0-0	0-0	0-0	0-0	0	0
at Purdue	2	1	3	0-0	0-0	0-0	0-0	0	0
at Minnesota	-	-	-	-	-	-	-	-	-
Illinois	-	-	-	-	-	-	-	-	-
Totals	3	1	4	0-0	0-0	0-0	0-0	0	0

Career Statistics

	G	Solo	Ast	Total	TFL-Yds	Sacks-Yds	FF-FR	Int-Yds	QBH	PBU
2014	2	1	0	1	0-0	0-0	0-0	0-0	0	0
2015	0	0	0	0	0-0	0-0	0-0	0-0	0	0
2016	4	3	1	4	0-0	0-0	0-0	0-0	0	0
Totals	6	4	1	5	0-0	0-0	0-0	0-0	0	0

PLAYER BIOS

**ANDREW SCANLAN**

Wide Receiver
6-2 • 215 • Senior
Roydersford, Pa.
Spring-Ford

82


Appeared in all 12 games, making nine starts at wide receiver ... Caught a pass in 11 of 12 games ... Entered the season with one career catch and finished the regular season with 25 grabs for 296 yards ... Ranks third on the team in receiving yards ... Had a season-high five receptions in back-to-back games versus No. 8 Wisconsin and Purdue ... Hauled in a career-high 78 yards receiving, including a career-long 31-yard catch, versus the Boilermakers.

2016 Game-by-Game Statistics

Game	Rec	Yards	TD	LG
Western Michigan	2	19	0	13
Illinois State	1	5	0	5
Duke	1	8	0	8
Nebraska	1	8	0	8
at Iowa	1	18	0	18
at Michigan State	2	32	0	20
Indiana	2	23	0	16
at Ohio State	0	0	0	0
Wisconsin	5	46	0	19
at Purdue	5	78	0	31
at Minnesota	4	54	0	25
Illinois	1	5	0	5
Season Totals	25	296	0	31

Career Statistics

Year	G	Rec.	Yds.	TD	LG	Rec/G	YPC	YPG
2013	10	0	0	0	0	0.0	0.0	0.0
2014	10	1	5	0	5	0.1	5.0	0.5
2015	9	0	0	0	0	0.0	0.0	0.0
2016	12	25	296	0	31	2.1	11.8	24.7
Totals	41	26	301	0	31	0.6	11.6	7.3

**BENNETT SKOWRONEK**

Wide Receiver
6-4 • 210 • Freshman
Fort Wayne, Ind.
Homestead

88

One of three true freshmen to see action this season ... Appeared in all 12 games as a backup wide receiver and on special teams units ... Made first career catch versus Illinois State ... Caught a season-high two passes at Iowa and at Purdue ... Notched a season-high 28 yards receiving in the 45-17 win versus the Boilermakers ... Finished the regular season with eight catches for 70 yards.

2016 Game-by-Game Statistics

Game	Rec	Yards	TD	LG
Western Michigan	0	0	0	0
Illinois State	1	7	0	7
Duke	0	0	0	0
Nebraska	1	8	0	8
at Iowa	2	11	0	6
at Michigan State	0	0	0	0
Indiana	0	0	0	0
at Ohio State	1	6	0	6
Wisconsin	0	0	0	0
at Purdue	2	28	0	14
at Minnesota	1	10	0	10
Illinois	0	0	0	0
Season Totals	8	70	0	14

**TREVOR STROEBEL**

Long Snapper
6-4 • 240 • Junior
Saukeville, Wis.
Cedarburg/Georgia Tech

58

Graduate transfer from Georgia Tech who joined the Wildcats during training camp ... Backup long snapper who has not seen game action.

**JARED THOMAS**

Offensive Line
6-4 • 290 • R-Freshman
Indianapolis, Ind.
Cathedral

65

Redshirt freshman ... Appeared in all 12 games as a backup offensive lineman and on field goal units ... Made first career start at Michigan State ... Appeared at center in the Wildcats' 42-21 win over rival Illinois.

**JORDAN THOMPSON**

Defensive Line
6-3 • 290 • Sophomore
Cincinnati, Ohio
LaSalle

99

Appeared in 11 of 12 games, starting the last nine games of the regular season ... Had at least two tackles in six games ... Made a season-high five stops, including a career-high four solo and a tackle for loss, versus No. 8 Wisconsin ... Notched three tackles versus Duke, at Iowa and at Minnesota ... Named Northwestern's Defensive Big Playmaker following the Wisconsin game.


2016 Game-by-Game Statistics

	Solo	Ast	Total	TFL-Yds	Sacks-Yds	FF-FR	Int-Yds	QBH	PBU
Western Michigan	-	-	-	-	-	-	-	-	-
Illinois State	0	0	0	0-0	0-0	0-0	0-0	0	0
Duke	0	3	3	0-0	0-0	0-0	0-0	0	0
Nebraska	0	0	0	0-0	0-0	0-0	0-0	0	0
at Iowa	1	2	3	0-0	0-0	0-0	0-0	0	0
at Michigan State	1	1	2	0-0	0-0	0-0	0-0	0	0
Indiana	0	0	0	0-0	0-0	0-0	0-0	0	0
at Ohio State	0	2	2	0-0	0-0	0-0	0-0	0	1
Wisconsin	4	1	5	1.0-1	0-0	0-0	0-0	0	0
at Purdue	1	0	1	0-0	0-0	0-0	0-0	0	0
at Minnesota	1	2	3	0.5-5	0-0	0-0	0-0	0	0
Illinois	0	0	0	0-0	0-0	0-0	0-0	0	0
Totals	8	11	19	1.5-6	0-0	0-0	0-0	0	1

Career Statistics

G	Solo	Ast	Total	TFL-Yds	Sacks-Yds	FF-FR	Int-Yds	QBH	PBU
2015	13	7	15	0.5-2	0-0	0-0	0-0	0	1
2016	11	8	19	1.5-6	0-0	0-0	0-0	0	1
Totals	24	15	34	2.0-8	0-0	0-0	0-0	0	2





CLAYTON THORSON

Quarterback
6-4 • 220 • Sophomore
Wheaton, Ill.
Wheaton North

18

Honorable Mention All-Big Ten selection by the conference's coaches and media ... Redshirt sophomore in his second season as the Wildcats' starting signal caller ... Tied the Northwestern single-season record with 21 touchdown passes ... His 2,968 passing yards are the most ever by a quarterback in their sophomore season and the fourth most in NU single-season history ... Ranks third in the Big Ten in passing touchdowns, fourth in yards, yards per game (247.3), points responsible for (156) and points responsible for per game (13.0) ... Has thrown three touchdown passes five times this season, becoming the first Northwestern quarterback to accomplish the feat since at least 2000 ... His six consecutive games with at least 250 passing yards from Oct. 15 to Nov. 19 are the most by a Wildcat since Brett Basanez accomplished the feat in five-straight games in 2005 ... Threw for over 300 yards in two games ... Accounted for four touchdowns (three passing/one rushing) in wins at Iowa, Michigan State and Purdue ... Completed a season-high 77.1 percent of his passes (27-for-35) for 281 yards and three touchdowns in the 54-40 win at MSU ... Threw for a career-high 352 yards and three touchdowns on 23-of-36 passing in a 45-17 win at Purdue ... Completed a season-high 28 passes versus No. 8 Wisconsin and at Minnesota ... Had a season-long 42-yard touchdown run in the Big Ten opener versus Nebraska ... Second on the team with five rushing touchdowns ... Completed at least 55 percent of his passes in 8-of-12 games ... Already ranks seventh in school history with 28 career passing touchdowns and 10th with 4,490 career passing yards.

2016 Game-by-Game Statistics

	Passing							Rushing						
	Comp.	Att	Int	Pct	Yds	TDs	Lg	No.	Yds	TDs	Lg			
Western Michigan	15	22	0	68.2	196	0	37	5	-8	0	5			
Illinois State	17	41	0	41.5	191	1	34	12	30	0	14			
Duke	18	39	2	46.2	320	3	58	7	-24	0	3			
Nebraska	24	37	2	64.9	249	1	24	10	43	1	42			
at Iowa	18	30	0	60.0	164	3	25	9	11	1	5			
at Michigan State	27	35	1	77.1	281	3	57	5	12	1	9			
Indiana	24	43	0	55.8	285	3	36	8	22	0	15			
at Ohio State	22	42	1	52.4	256	1	35	6	44	1	35			
Wisconsin	28	52	0	53.8	277	1	32	6	-3	0	6			
at Purdue	23	36	2	63.9	352	3	42	1	2	1	2			
at Minnesota	28	45	0	62.2	276	1	25	9	-26	0	7			
Illinois	13	20	0	65.0	121	1	16	7	-21	0	8			
Totals	257	442	8	58.1	2968	21	58	85	82	5	42			

Career Statistics

	Passing							Rushing						
	G	Comp	Att	Int	Yds	TD	LG	Pct	Avg/P	Avg/G	No.	Yds	TD	Lg
2015	13	150	295	9	1522	7	66	51.0	5.2	117.1	100	397	5	68
2016	12	257	442	8	2968	21	58	58.1	6.7	247.3	85	82	5	42
Total	25	407	737	17	4490	28	66	55.2	6.1	179.6	185	479	10	68



PLAYER BIOS



SOLOMON VAULT

Wide Receiver
5-10 • 190 • Junior
Gaithersburg, Md.
Gaithersburg

4

Moved to wide receiver from running back in the offseason ... Named Third-Team All-Big Ten return specialist for the second-straight season ... Averaged 25.7 yards per kick return during the regular season, a mark that is on pace to be the fourth-best in program history ... Had a season-high 115 kick return yards on four returns in the season opener versus Western Michigan ... Returned a kick 95 yards for a touchdown in the Wildcats' 54-40 win at Michigan State ... Extended his program for kick return touchdowns to five with the score versus the Spartans ... Caught two passes for a season-high 48 receiving yards and his first career receiving touchdown in a 24-14 win over Duke ... Also caught a touchdown pass in the Wildcats' 23-12 win versus Indiana on Homecoming.

2016 Game-by-Game Statistics

	Receiving				Rushing				Kick Returns			
	No.	Yds	TDs	Long	No.	Yds	TDs	Long	No.	Yds	TDs	Long
Western Michigan	2	20	0	14	1	-1	0	0	4	115	0	37
Illinois State	1	6	0	6	1	1	0	1	1	30	0	30
Duke	2	48	1	44	3	11	0	5	2	26	0	19
Nebraska	2	17	0	13	1	4	0	4	2	57	0	35
at Iowa	1	0	0	0	2	8	0	5	0	0	0	0
at Michigan State	2	8	0	7	1	1	0	1	1	95	1	95
Indiana	2	28	1	17	2	2	0	1	4	91	0	29
at Ohio State	0	0	0	0	0	0	0	0	1	12	0	12
Wisconsin	1	15	0	15	0	0	0	0	0	0	0	0
at Purdue	1	6	0	6	0	0	0	0	2	32	0	18
at Minnesota	0	0	0	0	0	0	0	0	3	55	0	20
Illinois	1	16	0	16	0	0	0	0	0	0	0	0
Totals	15	164	2	44	11	26	0	5	20	513	1	95

Career Statistics

	Receiving							Kick Returns						
	G	Rec	Yds	TD	Lg	Rec/G	Avg/C	Avg/G	No.	Yds	TD	Lg	Avg/R	Avg/G
2014	8	6	31	0	11	0.8	5.2	3.9	11	288	1	89	26.2	36.0
2015	13	11	95	0	37	0.8	8.6	7.3	25	657	2	98	26.3	50.5
2016	12	15	164	2	44	1.3	10.9	13.7	20	513	1	95	25.7	42.8
Total	33	32	290	2	44	1.0	9.1	8.8	56	1458	4	98	26.0	44.2



ANTHONY WALKER, JR.

Linebacker
6-1 • 245 • Junior
Miami, Fla.
Monsignor Edward Pace

1

Second-Team All-Big Ten by conference's coaches and third-team selection as voted by the media ... Named to the Walter Camp, Bednarik, Nagurski and Butkus Award watch lists during the preseason ... Finished second on the team with 98 tackles and 10.0 tackles for loss ... Averaged 9.7 tackles per game over the last eight games of the regular season after being hampered by a preseason injury ... Posted three double-digit tackling performances ... Tallied 10 tackles and a pass breakup in the Wildcats' 38-31 win at Iowa ... Notched 11 tackles, including 10 solo stops and two tackles for loss, in a 24-12 win over Indiana on Homecoming ... Recorded a season-high 12 tackles and an interception in a 45-17 win at Purdue ... Had nine tackles and two tackles for loss in back-to-back games at Minnesota and versus Illinois ... Forced a fumble versus the Gophers and Fighting Illini ... Had five tackles, including two for loss, a sack, a forced fumble and a fumble recovery in a 24-14 win over Duke.

2016 Game-by-Game Statistics

	Solo			Total	TFL-Yds	Sacks-Yds	FF-FR	Int-Yds	QBH	PBU
	No.	Yds	TDs							
Western Michigan	5	2	7	7	0-0	0-0	0-0	0-0	0	0
Illinois State	4	3	0.5-1	4	0-0	0-0	0-0	0-0	0	1
Duke	4	1	5	5	2.0-9	1.0-6	1-1	0-0	1	0
Nebraska	2	2	4	4	0-0	0-0	0-0	0-0	1	1
at Iowa	5	5	10	10	0-0	0-0	0-0	0-0	1	0
at Michigan State	4	3	7	7	1.0-7	1.0-7	0-0	0-0	2	0
Indiana	10	1	11	11	2.0-7	0-0	0-0	0-0	1	0
at Ohio State	1	7	8	8	0-0	0-0	0-0	0-0	0	0
Wisconsin	5	4	9	9	0.5-1	0-0	0-0	0-0	0	0
at Purdue	7	5	12	12	0-0	0-0	0-0	1-7	0	0
at Minnesota	5	4	9	9	2.0-12	0-0	1-1	0-0	0	1
Illinois	6	3	2.0-11	9	0-0	0-0	1-0	0-0	0	2
Totals	58	40	98	98	10.0-48	2.0-13	3-2	1-17	6	5

Career Statistics

	G	Solo	Ast	Total	TFL-Yds	Sacks-Yds	FF-FR	Int-Yds	QBH	PBU
2014	12	29	22	51	9.0-30	1.5-11	1-1	2-114	2	3
2015	13	64	58	122	20.5-60	4.0-21	1-3	1-3	2	4
2016	12	58	40	98	10.0-48	2.0-13	3-2	1-17	6	5
Totals	37	151	120	271	39.5-138	7.5-45	5-6	4-134	10	12

PLAYER BIOS

**BRETT WALSH**

Linebacker
6-1 • 215 • Junior
Monrovia, Calif.
Monrovia

10

Appeared in all 12 games, starting the final four games of the regular season at the Sam linebacker position ... Recorded 32 of his 34 tackles over the final five games of the regular season ... Made eight stops versus No. 8 Wisconsin ... Tallied a career-high nine tackles in a 45-17 win at Purdue ... Notched eight tackles at Minnesota ... Made his first career sack in the season opener versus Western Michigan ... Named Northwestern's Defensive Player of the Week following the game at Minnesota.

2016 Game-by-Game Statistics

	Solo	Asst	Total	TFL-Yds	Sacks-Yds	FF-FR	Int-Yds	QBH	PBU
Western Michigan	1	0	1	1.0-8	1.0-8	0-0	0-0	0	0
Illinois State	0	0	0	0-0	0-0	0-0	0-0	0	0
Duke	0	0	0	0-0	0-0	0-0	0-0	0	0
Nebraska	0	1	1	0.5-0	0-0	0-0	0-0	0	0
at Iowa	0	0	0	0-0	0-0	0-0	0-0	0	0
at Michigan State	0	0	0	0-0	0-0	0-0	0-0	0	0
Indiana	0	0	0	0-0	0-0	0-0	0-0	0	0
at Ohio State	3	2	5	0-0	0-0	0-0	0-0	0	0
Wisconsin	6	2	8	0-0	0-0	0-0	0-0	0	0
at Purdue	6	3	9	0-0	0-0	0-0	0-0	0	0
at Minnesota	4	4	8	0-0	0-0	0-0	0-0	0	0
Illinois	1	1	2	0.5-0	0-0	0-0	0-0	0	0
Totals	21	13	34	2.0-8	1.0-8	0-0	0-0	0	0

Career Statistics

	G	Solo	Asst	Total	TFL-Yds	Sacks-Yds	FF-FR	Int-Yds	QBH	PBU
2014	5	1	2	3	0-0	0-0	0-0	0-0	0	0
2015	-	-	-	-	-	-	-	-	-	-
2016	12	21	13	34	2.0-8	1.0-8	0-0	0-0	0	0
Totals	17	22	15	37	2.0-8	1.0-8	0-0	0-0	0	0

**XAVIER WASHINGTON**

Defensive Line
6-1 • 243 • Junior
Cedar Hill, Texas
Cedar Hill

56

Appeared in in 11 of 12 games, making seven starts at defensive end ... Tied for second on the team with four sacks ... Made a career-high five versus Duke, Iowa and Nebraska ... Recorded his first sack of the season in a 24-14 win over the Blue Devils ... Had a season-high two tackles for loss, including a sack, in the 38-31 over the Hawkeyes ... Picked up his third sack of the season in a 45-17 win at Purdue ... Finished the regular season with his fourth sack of the year in a 42-21 win over rival Illinois.

2016 Game-by-Game Statistics

	Solo	Asst	Total	TFL-Yds	Sacks-Yds	FF-FR	Int-Yds	QBH	PBU
Western Michigan	1	2	3	0-0	0-0	0-0	0-0	1	0
Illinois State	2	0	2	0-0	0-0	0-0	0-0	0	0
Duke	4	1	5	1.0-7	1.0-7	0-0	0-0	0	0
Nebraska	1	1	3	0-0	0-0	0-0	0-0	0	0
at Iowa	4	1	5	2.0-10	1.0-8	0-0	0-0	0	0
at Michigan State	-	-	-	-	-	-	-	-	-
Indiana	0	2	2	0-0	0-0	0-0	0-0	1	0
at Ohio State	2	2	4	0.5-0	0-0	0-0	0-0	0	0
Wisconsin	1	4	5	0.5-0	0-0	0-0	0-0	1	0
at Purdue	2	1	3	1.0-6	1.0-6	0-0	0-0	0	0
at Minnesota	1	2	3	1.0-4	0-0	0-0	0-0	0	0
Illinois	1	0	1	1.0-9	1.0-9	0-0	0-0	0	0
Totals	19	17	36	7.0-36	4.0-30	0-0	0-0	3	0

Career Statistics

	G	Solo	Asst	Total	TFL-Yds	Sacks-Yds	FF-FR	Int-Yds	QBH	PBU
2014	11	9	4	13	2.5-14	1.5-1.5	1-0	0-0	2	0
2015	13	10	4	14	3.5-16	1.0-8	0-0	0-0	8	1
2016	11	19	17	36	7.0-36	4.0-30	0-0	0-0	3	0
Totals	35	38	25	63	13.0-66	6.5-51	1-0	0-0	13	1

**PARKER WESTPHAL**

Defensive Back
6-1 • 198 • Sophomore
Bolingbrook, Ill.
Bolingbrook

22

Appeared in nine games on special teams and as a backup defensive back during the regular season ... Made a career-high three tackles in the Wildcats' 24-14 win over Duke ... Had tackles on special teams in wins at Iowa and Michigan State.

2016 Game-by-Game Statistics

	Solo	Asst	Total	TFL-Yds	Sacks-Yds	FF-FR	Int-Yds	QBH	PBU
Western Michigan	0	0	0	0-0	0-0	0-0	0-0	0	0
Illinois State	0	0	0	0-0	0-0	0-0	0-0	0	0
Duke	2	1	3	0-0	0-0	0-0	0-0	0	0
Nebraska	0	0	0	0-0	0-0	0-0	0-0	0	0
at Iowa	0	1	1	0-0	0-0	0-0	0-0	0	0
at Michigan State	0	1	1	0-0	0-0	0-0	0-0	0	0
Indiana	0	0	0	0-0	0-0	0-0	0-0	0	0
at Ohio State	0	0	0	0-0	0-0	0-0	0-0	0	0
Wisconsin	0	0	0	0-0	0-0	0-0	0-0	0	0
at Purdue	-	-	-	-	-	-	-	-	-
at Minnesota	-	-	-	-	-	-	-	-	-
Illinois	-	-	-	-	-	-	-	-	-
Totals	2	3	5	0-0	0-0	0-0	0-0	0	0

Career Statistics

	G	Solo	Asst	Total	TFL-Yds	Sacks-Yds	FF-FR	Int-Yds	QBH	PBU
2015	5	0	0	0	0-0	0-0	0-0	0-0	0	0
2016	9	2	3	5	0-0	0-0	0-0	0-0	0	0
Totals	14	2	3	5	0-0	0-0	0-0	0-0	0	0

**TRAE WILLIAMS**

Defensive Back
5-11 • 200 • R-Freshman
The Plains, Ohio
Athens

29

Appeared in 10 games in first season of action, including eight starts at cornerback ... Made first career start in the Wildcats' 24-13 win over Duke ... Finished with a season-high seven solo tackles in the win over the Blue Devils ... Had six solo stops in the Big Ten opener versus Nebraska ... Sealed a 38-31 victory at Iowa with his first career interception ... Matched his career high with seven tackles, including his first career tackle for loss, versus No. 8 Wisconsin ... Tallied a season-high three pass breakups in a 42-21 win over rival Illinois ... Named Northwestern's Special Teams Player of the Week following the Purdue game.

2016 Game-by-Game Statistics

	Solo	Asst	Total	TFL-Yds	Sacks-Yds	FF-FR	Int-Yds	QBH	PBU
Western Michigan	0	0	0	0-0	0-0	0-0	0-0	0	0
Illinois State	1	0	1	0-0	0-0	0-0	0-0	0	0
Duke	7	0	7	0-0	0-0	0-0	0-0	0	2
Nebraska	6	0	6	0-0	0-0	0-0	0-0	0	0
at Iowa	3	1	4	0-0	0-0	0-0	1-0	0	0
at Michigan State	1	1	2	0-0	0-0	0-0	0-0	0	1
Indiana	-	-	-	-	-	-	-	-	-
at Ohio State	-	-	-	-	-	-	-	-	-
Wisconsin	5	2	7	1.0-1	0-0	0-0	0-0	0	0
at Purdue	2	0	2	0-0	0-0	0-0	0-0	0	1
at Minnesota	0	2	2	0-0	0-0	0-0	0-0	0	0
Illinois	3	0	3	0-0	0-0	0-1	0-0	0	3
Totals	28	6	34	1.0-1	0-0	0-1	0-0	0	7

**MACAN WILSON**

Wide Receiver
6-0 • 186 • Junior
Houston, Texas
Kincaid

15

Cracked the wide receiver rotation for the first time in his career, appearing in all 12 games ... Entered the season with zero career receptions and finished with a catch in 11 of 12 games ... Notched multiple catches in four contests ... Caught his first career pass in the season opener versus Western Michigan ... Had a season-high 57 yards receiving, including a season-long 35-yard reception in the Wildcats' 24-13 win over Duke ... Scored his first career touchdown, a 32-yard catch, in the 'Cats' 24-14 win over Indiana on homecoming ... Hauled in a season-high four catches in a 45-17 win at Purdue ... Finished the regular season with 19 catches for 259 yards and a touchdown ... Named Northwestern's Offensive Big Playmaker after the Illinois State and Indiana games.

2016 Game-by-Game Statistics

Game	Rec	Yards	TD	LG
Western Michigan	1	12	0	12
Illinois State	1	34	0	34
Duke	3	57	0	35
Nebraska	1	11	0	11
at Iowa	1	15	0	15
at Michigan State	2	15	0	8
Indiana	1	32	1	32
at Ohio State	1	7	0	7
Wisconsin	3	16	0	7
at Purdue	4	46	0	29
at Minnesota	1	14	0	14
Illinois	0	0	0	0
Season Totals	19	259	1	35

Career Statistics

Year	G	Rec.	Yds.	TD	LG	Rec/G	YPC	YPG
2014	8	0	0	0	0	0.0	0.0	0.0
2015	5	0	0	0	0	0.0	0.0	0.0
2016	12	19	259	1	35	1.6	13.6	21.6
Totals	25	19	259	1	35	0.8	13.6	10.4

**FRED WYATT**

Defensive Line
6-4 • 285 • Sophomore
Lawrence, Kan.
Free State

92

Saw action for the first time in his career and appeared in all 12 games ... Started the first three games of the season at defensive tackle ... Had a season-high four tackles and half a tackle for loss in the season opener versus Western Michigan ... Recorded a pair of assisted tackles in the Wildcats' 54-40 win at Michigan State ... Made a season-high three solo tackles in a 24-14 win over Indiana on homecoming ... Matched the season high with three more solo stops in a 45-17 win at Purdue ... Also had a tackle for loss against the Boilermakers.

2016 Game-by-Game Statistics


	Solo	Asst	Total	TFL-Yds	Sacks-Yds	FF-FR	Int-Yds	QBH	PBU
Western Michigan	2	2	4	0.5-0	0-0	0-0	0-0	0	0
Illinois State	0	1	1	0-0	0-0	0-0	0-0	0	1
Duke	1	0	1	0-0	0-0	0-0	0-0	0	0
Nebraska	0	1	1	0-0	0-0	0-0	0-0	0	0
at Iowa	0	0	0	0-0	0-0	0-0	0-0	0	0
at Michigan State	0	2	2	0-0	0-0	0-0	0-0	0	0
Indiana	3	0	3	0-0	0-0	0-0	0-0	0	0
at Ohio State	0	0	0	0-0	0-0	0-0	0-0	0	0
Wisconsin	0	0	0	0-0	0-0	0-0	0-0	0	0
at Purdue	3	0	3	1.0-1	0-0	0-0	0-0	0	0
at Minnesota	0	1	1	0-0	0-0	0-0	0-0	0	0
Illinois	0	1	1	0-0	0-0	0-0	0-0	0	0
Totals	9	8	17	1.5-1	0-0	0-0	0-0	0	1

COACHING STAFF




JERRY BROWN
Assistant Head Coach
Defensive Backs Coach

BORN	September 28, 1949
ALMA MATER	Northwestern, 1972
DEGREES	Bachelor's Degree <i>School of Education</i>
PLAYING EXPERIENCE	WR, Northwestern, 1969-70 DB, 1971
COLLEGIATE COACHING EXPERIENCE	Northwestern, 1972 <i>GA/Defensive Backs</i> Eastern Illinois, 1977-79 <i>Defensive Backs</i> Cal State Fullerton, 1980-82 <i>Wide Receivers</i> Cal State Fullerton, 1983-87 <i>Offensive Coordinator/WR</i> Northwestern, 1993-96 <i>Defensive Backs</i> Northwestern, 1997-98 <i>Co-Defensive Coordinator</i> Northwestern, 199-2001 <i>Defensive Coordinator</i> Northwestern, 2002-Present <i>Asst. Head Coach/DB</i>
PROFESSIONAL COACHING EXPERIENCE	Minnesota Vikings, 1988-89 <i>Wide Receivers</i> Minnesota Vikings, 1990-91 <i>Defensive Backs</i>
FAMILY	Wife, Denise; Daughter, Kimberly; Son, Jerry
PROMINENT PLAYERS COACHED	Louis Ayeni, Harold Blackman, Ibraheim Campbell, Marquice Cole, Chris Martin, Rodney Ray, Marvin Ward, Sherrick McManis, Jordan Mabin, Traveon Henry



MIKE HANKWITZ
Defensive Coordinator

BORN	December 14, 1947
ALMA MATER	Michigan, 1970
DEGREES	Bachelor's Degree <i>Education</i>
PLAYING EXPERIENCE	Tight End, Michigan, 1967-69
COLLEGIATE COACHING EXPERIENCE	Michigan, 1970-72 <i>Defensive Graduate Asst.</i> Arizona, 1973-76 <i>Outside LB/Def. Backs</i> Purdue, 1977-81 <i>Outside LB/Punters</i> Western Michigan, 1983-84 <i>Def. Coordinator/Def. Backs</i> Colorado, 1985-94 <i>Def. Coordinator/OLB/ILB/DB</i> Kansas, 1995-96 <i>Def. Coordinator/Inside LB</i> Texas A&M, 1997-2002 <i>Def. Coordinator/Outside LB</i> Arizona, 2003 <i>Def. Coordinator/Outside LB</i> Colorado, 2004-05 <i>Def. Coordinator/Outside LB</i> Wisconsin, 2006-07 <i>Defensive Coordinator</i> Northwestern, 2008-Present <i>Defensive Coordinator</i>
FAMILY	Wife, Cathy; Son, Jacob
PROMINENT PLAYERS COACHED	Keena Turner, David Tate, Alfred Williams, Deon Figures, Chad Brown, Ronnie Bradford, Mitch Berger, Chris Hudson, Dat Nguyen, Warrick Holdman, Jason Webster, Rocky Bernard, Shane Lechler, Dean Lowry



MICK MCCALL
Offensive Coordinator
Quarterbacks Coach

BORN	April 6, 1957
ALMA MATER	Southern Colorado
DEGREES	Bachelor's Degree <i>Physical Education</i>
PLAYING EXPERIENCE	Quarterback, So. Colorado, 1975-78 Running Back, Detroit Lions, 1980
COACHING EXPERIENCE	Southern Colorado, 1979-82 <i>Quarterbacks/Running Backs</i> Idaho State, 1983-87 <i>Running Backs/TE/Spec. Teams</i> Oregon State, 1988-90 <i>Wide Receivers/Tight Ends</i> Douglas County High School, 1991-93 <i>Head Coach</i> J.K Mullen High School, 1994-2000 <i>Head Coach</i> Wyoming, 2001-02 <i>Quarterbacks/Running Backs</i> Bowling Green, 2003-06 <i>Quarterbacks</i> Bowling Green, 2007 <i>Offensive Coordinator</i> Northwestern, 2008-Present <i>Offensive Coordinator/QB</i>
FAMILY	Wife, Joanne; Daughters, Ashley and Brittany
PROMINENT PLAYERS COACHED	Merril Hoge, Josh Harris, Omar Jacobs, Mike Kafka, Dan Persa, Trevor Siemian



COACHING STAFF



RANDY BATES
Linebackers Coach

BORN July 3, 1960

ALMA MATER Ohio State, 1983

DEGREES Bachelor's Degree
Physical Education
Master's Degree, Miami (Ohio)
Education

COACHING EXPERIENCE Muskingum, 1982-83
Offensive Line
Miami (Ohio), 1983-84
Offensive Graduate Assistant
St. Joseph's College, 1984-88
Def. Coordinator/Recr. Coordinator

COACHING EXPERIENCE Navy, 1989-92
Linebackers/Defensive Backs
New Hampshire, 1992-97
Linebackers
Kent State, 1997-99
Linebackers/Recr. Coordinator
Louisiana Tech, 2000-05
Defensive Backs, 2000-02
Co-Def. Coordinator/LB, 2003
Defensive Backs, 2004
Defensive Coordinator, 2005
Northwestern, 2006-Present
Linebackers

FAMILY Wife, Tracey; Daughters, Samantha, Alexandra and Olivia

PROMINENT PLAYERS COACHED Bobby Gray, Jerron Washburn, Nick Roach, Tramon Williams, Chi Chi Ariguzo, Anthony Walker, Jr.



ADAM CUSHING
Offensive Line Coach

BORN May 29, 1980

ALMA MATER University of Chicago, 2002

DEGREES Bachelor's Degree
Psychology
Master's Degree (La Verne)
General Education

PLAYING EXPERIENCE Tight End, Chicago, 1998-2002

COACHING EXPERIENCE La Verne, 2002-04
Assistant Coach
Northwestern, 2004
Graduate Assistant
Northwestern, 2005-07
Tight Ends/H-Backs
Northwestern, 2008
Superbacks/Recr. Coordinator
Northwestern, 2009-10
Offensive Line/Recr. Coordinator
Northwestern, 2011-Present
Offensive Line

FAMILY Wife, Jaime; Daughters, Abigail and Dana

PROMINENT PLAYERS COACHED Al Netter, Pat Ward, Drake Dunsmore, Brandon Vitabile



BOB HEFFNER
Superbacks Coach

BORN August 2, 1956

ALMA MATER Temple, 1979

DEGREES Bachelor's Degree
Secondary Education

PLAYING EXPERIENCE Offensive Guard, Temple, 1976-78

COLLEGIATE COACHING EXPERIENCE Temple, 1979
Graduate Assistant
Illinois State, 1981-87
Interior Def. Line/Offensive Line
Lafayette College, 1988-89
Offensive Line
Lafayette College, 1993-95
Offensive Line/Off. Coordinator
Northern Illinois, 1996
Offensive Line
Maryland, 1997-98
Tight Ends/Tackles
Maryland, 1999-2000
Offensive Coordinator
Lafayette College, 2001-07
Assoc. HC/Offensive Line
Lafayette College, 2008
Assoc. HC/Off. Coordinator
Northwestern, 2009-Present
Superbacks

PROFESSIONAL COACHING EXPERIENCE British Columbia Lions (CFL), 1990-92
Co-Off. Coordinator/Off. Line
Tampa Bay Storm (Arena), 1993
Line Coach/Dir. of Player Personnel

FAMILY Wife, Nancy; Daughters, Katie, Molly, and Shelby

PROMINENT PLAYERS COACHED Doug Flutie, Jim Mills, Jonathan Hurt, Jeff Dugan, Zachary Dixon, Robert Brewer, Jim Meyer, Drake Dunsmore, Dan Vitale

COACHING STAFF



MARTY LONG
Defensive Line Coach

BORN January 8, 1964

ALMA MATER The Citadel, 1986

DEGREES Bachelor's Degree
Math and Computer Science

PLAYING EXPERIENCE Running Back, The Citadel, 1983-86


COLLEGIATE COACHING EXPERIENCE Western Kentucky, 1986
Defensive Graduate Assistant
The Citadel, 1987
Defensive Graduate Assistant
The Citadel, 1988-93
Defensive Line/Outside Line-backers

Arizona, 1996-2003
Defensive Line
Nevada, 2004-06
Defensive Line
Washington State, 2007
Defensive Line
Northwestern, 2008-Present
Defensive Line

PROFESSIONAL COACHING EXPERIENCE Baltimore Stallions (CFL), 1994-95
Defensive Assistant

FAMILY Wife, Donna; Son, Jerrell; Daughters, Anna and Kayla

PROMINENT PLAYERS COACHED Copeland Bryan, Joe Salave'a, Joe Tafoya, Brandon Manumaleuna, Corey Wootton, Deonte Gibson, Dean Lowry



MATT MacPHERSON
Running Backs Coach
Recruiting Coordinator

BORN October 27, 1976

ALMA MATER DePauw, 1999

DEGREES Bachelor's Degree
Health and Physical Performance

PLAYING EXPERIENCE Linebacker, DePauw, 1995-98

COLLEGIATE COACHING EXPERIENCE DePauw, 1999
Graduate Assistant/ Recruiting Coordinator
Northwestern, 2000-02
Defensive Graduate Assistant
Kenyon, 2003
Defensive Coordinator/Line-backers

Eastern Michigan, 2004-05
Safeties
Northwestern, 2006-Present
Running Backs

FAMILY Wife, Pamela; Sons, Thomas and Andrew; Daughter, Emily

PROMINENT PLAYERS COACHED Tyrell Sutton, Justin Jackson



DENNIS SPRINGER
Wide Receivers Coach

BORN October 5, 1969

ALMA MATER Butler, 1993

DEGREES Bachelor's Degree
Secondary Education

PLAYING EXPERIENCE Defensive Back, Butler, 1988-91

COLLEGIATE COACHING EXPERIENCE Ball State, 1993-94
Graduate Assistant
Ball State, 1995-98
Wide Receivers
Ball State, 1999-2000
Outside Linebackers
Ball State, 2001-02
Defensive Secondary
Bowling Green, 2003-05
Running Backs
Bowling Green, 2006
Safeties
Western Kentucky, 2007
Defensive Secondary
Indiana, 2008-10
Assistant Head Coach/ Running Backs/Co-Special Teams Coordinator
Northwestern, 2011-Present
Wide Receivers

FAMILY Wife, Nicole; Daughters, Sophia and Sydney

PROMINENT PLAYERS COACHED Marcus Thigpen, Jeremy Ebert, Tony Jones, Kyle Prater



GAME 1: WESTERN MICHIGAN 22, NORTHWESTERN 21

EVANSTON, ILL. – Junior running back Justin Jackson posted 171 all-purpose yards and a career-high three rushing touchdowns but Northwestern came up just short in its season-opener at Ryan Field Saturday afternoon, falling 22-21 to Western Michigan.

With 124 rushing yards, Jackson recorded his 14th career 100-yard game. Redshirt sophomore quarterback Clayton Thorson completed 15 of 22 passes for 196 yards for the Wildcats. On the defensive end, linebacker Jaylen Prater and safety Godwin Igwebuike both had career highs, with 18 tackles and nine solo tackles, respectively.

Having won nine of their last 10 season openers, head coach Pat Fitzgerald and the Wildcats rolled the dice on an aggressive first drive, attempting two fourth-down conversions. The latter was a one-yard plunge from Jackson to give Northwestern the early lead. Jackson, who started the game in sixth on Northwestern's all-time rushing charts, Jackson moved into fourth all-time rushing for Northwestern with a 4-yard rush with four minutes left in first half.

After being held to just three first downs in the first quarter, Western Michigan gleaned seven in the second en route to scoring a pair of field goals to go into the half trailing 7-6.

The Broncos took the opening possession of the second half right down the field, capped by a 13-yard touchdown pass from Zach Terrell to D'Wayne Eskridge that gave the visitors a 13-7 lead.

Jackson again soothed the nerves of the Ryan Field faithful, taking a sweep to the right and bursting through with a 46-yard touchdown rush to regain 14-13 lead halfway through the third.

A third field goal by Butch Hampton – this time a 30-yarder, put the Broncos back in front 16-14 with 17 seconds remaining in the third quarter. However, Jackson again found space on the outside at the start of the fourth, receiving a swing pass and going 37 yards to the WMU 2. Jackson's touchdown rush on the next play reclaimed lead for the #BIGCats, 21-16.

WMU drove down field for a one-yard touchdown run by Jamuauri Bogan to take the lead with 5:38 left in the contest, but Northwestern stopped the two-point conversion to keep the deficit at one, 22-21.

Needing a score, Northwestern charged 66 yards down the field in five plays. On first-and-goal from the 6, Thorson kept the ball for himself and ran towards the east corner of the end zone, where he was met by a Bronco defender on the goal line. The ball popped out, and Western Michigan recovered it in the end zone for a touchback. Western Michigan was able to run out the final 2:54 to preserve the win.

-NU-

	1st	2nd	3rd	4th	OT	Final
WESTERN MICHIGAN	0	6	10	6	—	22
NORTHWESTERN	7	0	7	7	—	21

First Quarter: 9:54 NU—Jackson 1 run (Mitchell kick)
Second Quarter: 5:28 WMU—Hampton 47 FG; 00:13 WMU—Hampton 27 FG
Third Quarter: 12:32 WMU—Eskridge 13 catch (Hampton kick); 7:39 NU—Jackson 46 run (Mitchell kick); 00:17 WMU—Hampton 30 FG
Fourth Quarter: 12:13 NU—Jackson 1 run (Mitchell kick); 5:38 WMU—Bogan 1 run (2 pt conversion failed)

GAME STATISTICS

WMU	NU
27First Downs	15
48Rushing Attempts	31
210.....Yards Gained Rushing	146
12Yards Lost Rushing	23
198.....Net Yards Rushing	123
218.....Net Yards Passing.....	196
36Passing Attempts.....	22
26Passes Completed	15
0.....Had Intercepted	0
84Total Offensive Plays.....	53
416.....Total Net Yards	319
0-0Fumbles-Lost.....	1-1
3-30Penalties-Yards.....	2-20
0-0-0.....Interceptions-Yards-TD.....	0-0-0
2-87Punts-Yards.....	3-153
43.5.....Avg. Yards/Punt	51.0
0-0-0.....Punt Returns-Yards-TD.....	0-0-0
1-13-0Kickoff Returns-Yards-TD.....	4-115-0
39:04.....Time of Possession	20:56
7/17.....Third-Down Conversions	4/10
4/4.....Fourth-Down Conversions.....	2/3
3-16Sacks-Yards.....	1-8

INDIVIDUAL LEADERS

RUSHING	PASSING	RECEIVING
WMU—Bogan 22-103-1	WMU—Terrell 26-36-0-218-1	WMU—Davis 7-70-0
NU—Jackson 23-124-3	NU—Thorson 15-22-0-196-0	NU—Carr 5-75-0



GAME 2: ILLINOIS STATE 9, NORTHWESTERN 7

EVANSTON, ILL. — Austin Carr pulled down seven catches for 73 yards and a touchdown, and Northwestern's defense picked off a pair of Illinois State passes, but the Redbirds nailed a 33-yard field goal as time expired to defeat the Wildcats, 9-7, Saturday at Ryan Field.

Montre Hartage snared his first-career interception in the end zone as well as wrapping up a career high nine solo tackles. Jared McGee also picked off a pass deep with Illinois State deep in Northwestern territory.

The loss moves Northwestern to 0-2, while Illinois State remains perfect at 2-0.

After a first quarter of jostling for field position, Illinois State looked poised to score first, getting to the Northwestern 8 yard-line after a 69-yard drive, when Hartage grabbed an interception to keep the game scoreless.

Illinois State's George Moreira punched in a six-yard run to break the deadlock 32 seconds before the half, with the extra-point going wide left to keep it at 6-0. Northwestern's defense was keeping points off the board, allowing just the one score on three Redbird trips to the red zone in the first half.

Punter Hunter Niswander set a personal best for the second straight game when he blasted a career long 62-yard punt in the second quarter.

Defenses dominated the third quarter, as Northwestern held ISU to just 62 yards in the quarter on four first downs, while NU put together a 76-yard drive, but their fourth-down attempt from the 22 came up empty.

The Wildcats burst out of the stagnant third quarter on the first drive of the fourth. After receiving a punt to open the quarter, Northwestern picked up two quick first downs to move to the ISU 28.

Quarterback Matt Alviti entered for two plays, rushing for three himself, and handing off to Auston Anderson for four yards and a crucial fourth down conversion. On fourth-and-five from the 10-yard line, Thorson found Carr in the corner for the #BIGCats' first score of the day, and Jack Mitchell's extra point split the uprights, giving Northwestern a 7-6 lead with 9:10 to play.

ISU reclaimed possession on their own 13-yard line with 3:11 remaining. Over 10 plays, they drove 68 yards to the Northwestern 16-yard line, taking a timeout with three seconds remaining to set up a 33-yard game winning-field goal attempt. After missing both a 49-yard field goal and an extra point in the first half, Sean Slattery hit the top of the left upright as time expired, giving Illinois State a 9-7 victory.

-NU-

	1st	2nd	3rd	4th	OT	Final
ILLINOIS STATE	0	6	0	3	—	9
NORTHWESTERN	0	0	0	7	—	7

First Quarter: n/a

Second Quarter: 00:32 ISU—Moreira 6 run (Slattery missed PAT)

Third Quarter: n/a

Fourth Quarter: 9:10 NU—Carr 10 catch (Mitchell PAT); 00:00 ISU—Slattery 33 FG

GAME STATISTICS

ISU	NU
25	16
30	31
106	105
21	19
85	86
287	191
41	41
30	17
2	0
71	72
372	277
1-0	1-0
9-89	6-70
0-0-0	2-25-0
6-291	7-317
48.5	45.3
1-6-0	1-2-0
1-17-0	1-30-0
34:18	25:42
3/13	5/18
1/1	3/4
3-13	3-14

RUSHING

ISU—Moreira 12-56-1
NU—Jackson 12-32-0

INDIVIDUAL LEADERS

PASSING

ISU—Kolbe 30-41-2-287-0
Thorson—17-41-0-191-1

RECEIVING

ISU—Warrum 9-116-0
NU—Carr 7-73-1





GAME 3: NORTHWESTERN 24, DUKE 13

EVANSTON, Ill.— Clayton Thorson threw for a career high 320 yards and connected on a trio of long touchdown tosses to Garrett Dickerson, Solomon Vault and Austin Carr as Northwestern defeated the Duke Blue Devils, 24-13, Saturday night at Ryan Field.

Justin Jackson gained 94 yards on the ground and Carr's six receptions netted a career high 135-yards. Anthony Walker, Jr. had five tackles, including two for loss, moving him into 10th in program history with 32, while Jared McGee led the game with nine total tackles, more than double his previous career high.

Jackson started the game by tearing out 36 yards rushing on the first drive. Thorson sealed the drive with a 26-yard pass to Dickerson for the receiver's first-career touchdown. Jackson's 69 yards in the first quarter tied the most he has registered in a quarter in his career.

Both offenses were looking to the air for early yardage, with 298 of the 422 yards gained in the first half from passes. With the Blue Devils driving late in the first quarter, Godwin Igwebuike stepped into a pass at the Northwestern 22, his first interception preserving the Wildcats' advantage.

Duke looked poised to christen the second half with a score on their opening drive, having reached the Northwestern 17-yard line. Duke quarterback Daniel Jones then rolled right, where Walker met him at the line of scrimmage, popping the ball out with his right fist for his both his fifth-career forced fumble and recovery.

With 5:52 left in the third, Duke looked to punt from the NU 47-yard line when their punter could not handle the snap, gifting Northwestern the ball on the 44. For the second-straight season, Solomon Vault gave Northwestern a lead over Duke early in the second half, snaring a 44-yard pass from Thorson to take a 14-7 lead. (Vault returned the second half kickoff to paydirt in the 2015 meeting between these teams.)

Mitchell added a 40-yard field goal seconds from the end of the third quarter, moving Northwestern's advantage to 17-7. It was Mitchell's 33rd career field goal, the seventh most in program history.

The game opened up in the fourth quarter, with 215 total yards gained in the period. Duke had a chance to pull back within one score with 10 minutes left, but their 34-yard field goal attempt missed wide right. Carr sealed the victory with a career-long 56-yard touchdown reception with five minutes to play.

-NU-

	1st	2nd	3rd	4th	OT	Final
DUKE	0	7	0	6	—	13
NORTHWESTERN	7	0	10	7	—	24

First Quarter: 11:30 NU—Dickerson 26 catch (Mitchell kick)
Second Quarter: 3:03 DU—Duncan 4 run (Reed kick)
Third Quarter: 5:44 NU—Vault 44 catch (Mitchell kick); 00:12 NU—Mitchell 40 FG
Fourth Quarter: 4:56 NU—Carr 58 catch (Mitchell kick); 00:51 DU—Wislon 1 run (Reed missed PAT)

GAME STATISTICS

DUKE	NU
23 First Downs	22
34 Rushing Attempts	44
146 Yards Gained Rushing	132
29 Yards Lost Rushing	46
117 Net Yards Rushing	86
279 Net Yards Passing	320
49 Passing Attempts	39
27 Passes Completed	18
1 Had Intercepted	2
83 Total Offensive Plays	83
396 Total Net Yards	406
2-1 Fumbles-Lost	0-0
7-62 Penalties-Yards	5-37
2-0-0 Interceptions-Yards-TD	1-3-0
8-368 Punts-Yards	8-343
46.0 Avg. Yards/Punt	42.9
2-20-0 Punt Returns-Yards-TD	5-44-0
1-25-0 Kickoff Returns-Yards-TD	2-26-0
27:07 Time of Possession	32:53
5/17 Third-Down Conversions	8/19
1/3 Fourth-Down Conversions	0/0
5-28 Sacks-Yards	2-13

INDIVIDUAL LEADERS

RUSHING	PASSING	RECEIVING
DU—Duncan 11-53-1	DU—Jones 27-48-1-279-0	DU—Rahming 8-70-0
NU—Jackson 28-94-0	NU—Thorson 18-39-2-320-3	NU—Carr 6-135-1



GAME 4: #20 NEBRASKA 24, NORTHWESTERN 13

EVANSTON, ILL.— Aiming for its second-straight victory under the lights at Ryan Field Saturday night, Northwestern was unable to stymie No. 20 Nebraska in a 24-13 loss to the Huskers to kick off Big Ten play.

Austin Carr set a career-high for receptions for the second-straight week and Clayton Thorson threw for 249 yards on 24 completions. Justin Jackson rushed for 84-yards on 20 rushes, while Godwin Igwebuike led the game with 15 total tackles.

Northwestern moves to 1-3 (0-1 BIG), while Nebraska is now 4-0 (1-0 BIG).

Both offenses shifted up a gear in the second quarter, gaining a combined 307 yards. Northwestern gave their response to Nebraska's score four minutes later when Clayton Thorson ripped off a 42-yard touchdown run for a 7-3 lead. It was Thorson's first scoring run since October 24, 2015, at Nebraska.

Despite giving up yardage, the Wildcats defense was bending but not breaking. With the Cornhuskers again looking ready to score, Igwebuike forced a fumble at the goal line, which Joseph Jones recovered for Northwestern's second touchback off of a fumble in the game.

Northwestern received the ball with just 101 seconds left in the half after Nebraska scored to reclaim a 10-7 lead. Starting from their own 22, the Wildcats drove 57 yards to the Nebraska 23, with 19 seconds remaining. Jack Mitchell lined up for the 40-yarder, but the Wildcats opted for a fake field-goal, which garnered just two yards and sent the game into the half at 10-7.

The offensive floodgates burst in the second half, with the first three drives all going for touchdowns. After Nebraska's opening score, Northwestern went 52-yards in just five plays, with Carr hauling in a 24-yard touchdown to cut NU's deficit to 17-13. It was Carr's third straight game with a touchdown reception, the first Wildcat to do so since Jeremy Ebert in 2011. But the game would again shift back Nebraska's direction, as Mitchell missed a PAT and the Cornhuskers found the end zone once more, taking a 24-13 lead to the end of the quarter.

Needing stops in the fourth quarter, the Wildcats defense pinned the Cornhuskers behind the NU 41 for the final 15 minutes. While Northwestern was able to gain 70-yards in the quarter, including a thrust to the Nebraska 27, but couldn't put more points on the board, falling 24-13.

-NU-

	1st	2nd	3rd	4th	OT	Final
#20 NEBRASKA	0	10	14	0	—	24
NORTHWESTERN	0	7	6	0	—	13

First Quarter: n/a

Second Quarter: 13:40 NEB—Brown 23 FG; 9:09 NU—Thorson 42 run (Mitchell kick); 1:41 NEB—Newby 4 run (Brown kick)

Third Quarter: 9:00 NEB—Carter 4 catch (Brown kick); 7:29 NU—Carr 24 catch (Mitchell missed PAT); 3:06 NEB—Westerkamp 10 run (Brown kick)

Fourth Quarter: n/a

GAME STATISTICS

NEB	NU
26.....	First Downs.....23
47.....	Rushing Attempts.....32
329.....	Yards Gained Rushing.....159
19.....	Yards Lost Rushing.....22
310.....	Net Yards Rushing.....137
246.....	Net Yards Passing.....251
29.....	Passing Attempts.....38
18.....	Passes Completed.....25
0.....	Had Intercepted.....2
76.....	Total Offensive Plays.....70
556.....	Total Net Yards.....388
2-2.....	Fumbles-Lost.....0-0
4-60.....	Penalties-Yards.....4-36
2-0-0.....	Interceptions-Yards-TD.....0-0-0
5-193.....	Punts-Yards.....6-243
38.6.....	Avg. Yards/Punt.....40.5
0-0-0.....	Punt Returns-Yards-TD.....1-5-0
1-21-0.....	Kickoff Returns-Yards-TD.....3-84-0
35:23.....	Time of Possession.....24:37
7/14.....	Third-Down Conversions.....5/14
1/1.....	Fourth-Down Conversions.....0/2
4-17.....	Sacks-Yards.....0-0

INDIVIDUAL LEADERS

RUSHING	PASSING	RECEIVING
NEB—Armstrong 13-132-0	NEB—Armstrong 18-29-0-246-1	NEB—Moore 3-72-0
NU—Jackson 20-79-0	NU—Thorson 24-37-2-249-1	NU—Carr 8-109-1





GAME 5: NORTHWESTERN 38, IOWA 31

IOWA CITY, Iowa — Northwestern's offense exploded for 38 points Saturday at Iowa led by a trio of Austin Carr touchdown catches and 171 Justin Jackson rushing yards en route to a 38-31 Big Ten road victory over the Hawkeyes.

Northwestern jumped out to an early lead in the game and eventually led 17-7 early in the second quarter before Iowa came roaring back for a 21-17 lead at the half. After the Hawkeyes made it a seven-point lead over the Wildcats early in the third, NU reeled off 21-straight points to put the game out of reach.

Junior Xavier Washington and senior Joseph Jones set the tone for the Wildcats on the Hawkeyes' opening drive, forcing a three-and-out. That set the stage for a career-best 47-yard punt return to the five-yard-line by sophomore Flynn Nagel, setting up the opening score of the game. It took the 'Cats just two plays to find the back of the end zone as sophomore Clayton Thorson scored from four yards out with 12:20 on the clock to put NU in front, 7-0.

A pooch punt by Iowa quarterback C.J. Beathard flipped the field later in the quarter and pinned Northwestern on its own one-yard line. A three-and-out and a 32-yard punt return from Iowa's Desmond King gave the Hawkeyes their own five-yard field to work with. Akrum Wadley scored one play later to tie the game, 7-7.

Senior Jack Mitchell gave the Wildcats a 10-7 lead with 50 seconds left in the first quarter when he nailed a 25-yard field goal and the Wildcats extended the lead to 17-7 on a nine-play, 54-yard drive that was capped on an 11-yard strike from Thorson to senior Austin Carr.

The Hawkeyes scored a pair of touchdowns to end the first half – the first on a six-yard run by Wadley and the second on a 15-yard pass and catch from Beathard to Riley McCarron – and added a field goal at the start of the second half to score 17 straight points and claim a 24-17 lead.

The Wildcats responded following the Hawkeyes' 25-yard field goal to start the second half, marching 75 yards on 11 plays in 5:14 to even the game at 24 apiece. Justin Jackson got the drive rolling with a 13-yard scamper and Thorson converted a fourth-and-one with a three-yard rush on the 'Cats' side of the 50 to keep the drive going. A 15-yard completion to redshirt freshman John Moten IV put the Wildcats in striking distance and Thorson found Carr in the back corner of the end zone for a 16-yard strike to cap the drive.

After senior Ifeadi Odenigbo's second of FOUR sacks in the game, the Wildcats needed just five plays to reclaim the lead. Facing a second and four from his own 42-yard line, Jackson found a seam in the Hawkeyes' defense and scampered 58 yards for a touchdown and a 31-24 NU lead.

The Wildcats then went ahead two scores when Thorson again connected with Carr, who this time bounced off a Hawkeyes defender and raced 25 yards into the end zone to complete his hat trick and put NU on top, 38-24, with 12:06 to play in the game.

Iowa answered quickly to get back within a score, then got the ball back following a #BIGCats three-and-out. With the clock ticking down under three minutes to go and the Hawkeyes approaching midfield, Odenigbo got to Beathard again for his fourth sack, this time forcing a fumble that Iowa recovered. The play put the Hawkeyes so far behind the chains, they had to punt the ball away with just 2:35 remaining in the contest.

NU gave the ball back mere seconds later on a three-and-out, but Trae Williams made his first career interception on Iowa's last-ditch drive to secure the win for NU.

-NU-

	1st	2nd	3rd	4th	OT	Final
NORTHWESTERN	10	7	14	7	—	38
IOWA	7	14	3	7	—	31

First Quarter: 12:20 NU—Thorson 4 run (Mitchell kick); 5:07 IOWA—Wadley 5 run (Duncan kick); 00:50 NU—Mitchell 25 FG
Second Quarter: 10:33 NU—Carr 11 catch (Mitchell kick); 5:02 IOWA—Wadley 6 run (Duncan kick); 2:51 IOWA—McCarron 15 catch (Duncan kick)
Third Quarter: 11:29 IOWA—Duncan 24 FG; 6:15 NU—Carr 16 catch (Mitchell kick); 2:07 NU—Jackson 58 run (Mitchell kick)
Fourth Quarter: 12:06 NU—Carr 25 catch (Mitchell kick); 8:10 IOWA—Daniels 1 run (Duncan kick)

GAME STATISTICS

NU	IOWA
20.....	First Downs15
42.....	Rushing Attempts41
209.....	Yards Gained Rushing128
11.....	Yards Lost Rushing49
198.....	Net Yards Rushing79
164.....	Net Yards Passing.....204
30.....	Passing Attempts.....27
18.....	Passes Completed19
0.....	Had Intercepted1
72.....	Total Offensive Plays.....68
362.....	Total Net Yards283
1-1.....	Fumbles-Lost.....2-0
1-5.....	Penalties-Yards6-70
1-0-0.....	Interceptions-Yards-TD.....0-0-0
7-307.....	Punts-Yards.....8-321
43.9.....	Avg. Yards/Punt40.1
1-47-0.....	Punt Returns-Yards-TD.....5-115-0
0-0-0.....	Kickoff Returns-Yards-TD.....4-139-0
28:21.....	Time of Possession31:39
6/16.....	Third-Down Conversions6/16
2/2.....	Fourth-Down Conversions0/0
6-42.....	Sacks-Yards.....1-8

INDIVIDUAL LEADERS

RUSHING	PASSING	RECEIVING
NU—Jackson 26-171-1	NU—Thorson 18-30-0-164-3	NU—Carr 6-73-3
IOWA—Daniels 17-72-1	IOWA—Beathard 19-27-1-204-1	IOWA—McCarron 8-78-1



GAME 6: NORTHWESTERN 54, MICHIGAN STATE 40

EAST LANSING, Mich. — Less than seven minutes into Saturday's game at Michigan State, Northwestern found itself down 14 points, but the Wildcats responded with a monstrous 33-3 run over the next two quarters to take command in a wildly entertaining 54-40 victory in East Lansing.

Justin Jackson the Ballcarrier led the Northwestern onslaught with a career-high 188 yards on 34 carries, including touchdown runs of 26 and 29 yards. Clayton Thorson connected on 27 of his 35 throws for 281 yards and three scores.

Austin Carr, who entered the game leading the Big Ten in catches, receiving yards and receiving TDs, will stay atop the conference in those categories after hauling in 11 catches for 130 yards and two more scores.

After MSU converted a field goal to start the second quarter, the Wildcats scored 26 straight points between the second and third quarters to turn a 17-7 deficit into a 33-17 lead with 6:49 to play in the third.

Thorson found Carr for a touchdown for the fifth-straight game with to cap a 12-play, 75-yard drive with 10:04 to play in the second quarter and redshirt freshman Joe Gaziano's first career sack on the Spartans' next drive resulted in a safety to cut the deficit to one, 17-16. Senior Jack Mitchell nailed a 33-yard field goal with 6:42 left in the half to give the Wildcats a 19-17 lead at the break.

Chicago's Big Ten Team made quick work of extending the lead to start the second half, scoring on just its fourth play of the half when Thorson found a streaking Flynn Nagel down the visiting sideline for a 57-yard score to extend the lead to 26-17 with 13:28 to play in the third quarter.

After a defensive stop, Thorson and the offense continued to click as the sophomore went 5-for-6 for 60 yards and capped a 10-play, 86-yard drive with a nine-yard touchdown run to extend the lead to 33-17.

The run ended there when Michigan State connected on TD passes of 59 and 86 yards on its next two drives to pull back within two points of NU, 33-31, with 2:08 left in the third quarter.

On the very next football play, Solomon Vault made a huge football play. On an awkward kickoff that bounced in front of him, Vault corralled the ball and picked his way through Michigan State tacklers before cutting upfield and accelerating to the house for a 95-yard return, immediately restoring Northwestern's nine-point lead, 40-31.

NU did not look back from there. Jackson added a 26-yard touchdown scamper with 8:25 left in the game to make the score 47-31. Though MSU immediately answered with another touchdown drive of its own, Northwestern put an exclamation point on the game with five minutes left in the fourth quarter.

On fourth down and six to go from the MSU 29 yard line, the #BIGCats sent the offense back out on the field, and Thorson found Carr wide open on a corner route toward the front pylon of the end zone for another NU touchdown and a 54-37 lead.

-NU-

	1st	2nd	3rd	4th	OT	Final
NORTHWESTERN	7	12	21	14	—	54
MICHIGAN STATE	14	3	14	9	—	40

First Quarter: 9:53 MSU—Price 15 catch (Geiger kick); 8:31 MSU—Layne 43 INT (Geiger kick); 3:23 NU—Jackson 29 run (Mitchell kick)

Second Quarter: 14:15 MSU—Geiger 41 FG; 10:04 NU—Carr 9 catch (Mitchell kick); 9:23 NU—Gaziano safety; 6:42 NU—Mitchell 33 FG

Third Quarter: 13:28 NU—Nagel 57 catch (Mitchell kick); 6:49 NU—Thorson 9 run (Mitchell kick); 5:54 MSU—Shelton 59 catch (Geiger kick); 2:08 MSU—Shelton 86 catch (Geiger kick); 1:53 NU—Vault 95 kick return (Mitchell kick)

Fourth Quarter: 8:25 NU—Jackson 26 run (Mitchell kick); 7:10 MSU—Corley 9 catch (Failed 2pt); 5:02 NU—Carr 29 catch (Mitchell kick); 00:56 MSU—Geiger 35 FG

GAME STATISTICS

NU	MSU
26.....First Downs.....	18
51.....Rushing Attempts.....	23
230.....Yards Gained Rushing.....	86
21.....Yards Lost Rushing.....	35
209.....Net Yards Rushing.....	51
281.....Net Yards Passing.....	424
35.....Passing Attempts.....	42
27.....Passes Completed.....	27
1.....Had Intercepted.....	1
86.....Total Offensive Plays.....	65
490.....Total Net Yards.....	475
0-0.....Fumbles-Lost.....	1-1
4-25.....Penalties-Yards.....	5-34
1-0-1.....Interceptions-Yards-TD.....	1-43-1
6-214.....Punts-Yards.....	5-231
35.7.....Avg. Yards/Punt.....	46.2
3-12-0.....Punt Returns-Yards-TD.....	3-31-0
3-132-1.....Kickoff Returns-Yards-TD.....	4-70-0
35:34.....Time of Possession.....	24:27
10/19.....Third-Down Conversions.....	5/16
1/1.....Fourth-Down Conversions.....	0/1
4-34.....Sacks-Yards.....	1-8

INDIVIDUAL LEADERS

RUSHING	PASSING	RECEIVING
NU—Jackson 34-188-2	NU—Thorson 27-35-1-281-3	NU—Carr 11-130-2
MSU—Lewerke 7-30-0	MSU—O'Connor 12-21-1-281-3	MSU—Shelton 7-190-2





GAME 7: NORTHWESTERN 24, INDIANA 14

EVANSTON, ILL. — It was a tale of two halves for Northwestern Saturday in its 2016 Homecoming game against Indiana. The Wildcats blitzed out to a 24-3 halftime lead before the defense took over in the second half to preserve a 24-14 victory, giving NU three victories in a row in the month of October.

Justin Jackson added 34 receiving yards to his 94 yards on the ground.

The Wildcats wasted no time getting on the scoreboard, going 70 yards on 11 plays on the opening drive, with Thorson finding Solomon Vault for the 17-yard touchdown. Northwestern then made it 14-0 on their next drive, with Jackson breaking free for a 27-yard rush before Thorson hit Carr with a 34-yard touchdown.

Carr's ninth touchdown of the season also marked the sixth-straight game in which he's had a touchdown reception, the first Wildcat to do so since 2000. Carr's nine touchdown receptions is also the third-most in program single-season history, three behind D'Wayne Bates' total of 12 in 1996.

The #BIGCats outgained the Hoosiers 192 yards to 54 in the first quarter, and while Indiana converted a late field goal, Northwestern's dominance continued into the second, with Thorson's third touchdown pass of the game coming on the first play, a 32-yard connection with Macan Wilson. Thorson has now thrown for three touchdowns in three-straight games, the longest such streak by a Northwestern quarterback since 2000.

While the offense was churning to the tune of 371 yards in the first half, the Wildcats defense was equally impressive, holding Indiana to just 120 yards in the first half. Hartage ripped a ball out of a Hoosier receiver's hands for an interception on what would have been a 45-yard pass, and when Indiana threatened to score on their next drive, Quiero came up with a huge fourth-down tackle two yards short of a first-down to force the turnover-on-downs and keep the game at 21-3. The Wildcats were then able to take a 24-3 lead into the half when Jack Mitchell completed a 19-yard field goal attempt as time expired.

Northwestern came into the game 54-16 when leading at the half during Pat Fitzgerald's tenure, and was well poised to extend that mark. While the offense cooled down from its blistering pace, the defense continued to shut down the Hoosiers. Walker, Jr., recorded six tackles, including one for loss in the quarter, and while Indiana did score a field goal and touchdown, the Wildcats were able to break up the two-point conversion to keep the score 24-12.

The game quieted down in the fourth, with eight straight scoreless drives. Halfway through the fourth, Quiero made the play of the game, doing his best Odell Beckham impression and reaching all the way back with his right hand to snatch an interception, igniting the Homecoming crowd at Ryan Field.

Indiana had a chance to cut into the deficit with three minutes remaining, but the Wildcats made their second fourth down stop in the red zone on the day. Northwestern brought down the clock to 23 seconds, before taking a safety in an effort to run out the remaining time en route to securing a 24-14 victory.

-NU-

	1st	2nd	3rd	4th	OT	Final
INDIANA	3	0	9	2	—	14
NORTHWESTERN	14	10	0	0	—	24

First Quarter: 11:37—Vault 17 catch (Mitchell kick); 8:39 NU—Carr 34 catch (Mitchell kick); 3:40 IU—Oakes 21 FG
Second Quarter: 14:51 NU—Wilson 32 catch (Mitchell kick); 00:00 NU—Mitchell 19 FG
Third Quarter: 11:19 IU—Oakes 30 FG; 2:49 IU—Westbrook 3 run (Failed 2pt)
Fourth Quarter: 00:23 IU—Team safety

GAME STATISTICS		
IU		NU
23	First Downs	26
27	Rushing Attempts	44
107	Yards Gained Rushing	160
23	Yards Lost Rushing	37
84	Net Yards Rushing	123
319	Net Yards Passing	285
59	Passing Attempts	44
35	Passes Completed	24
2	Had Intercepted	0
86	Total Offensive Plays	88
403	Total Net Yards	408
0-0	Fumbles-Lost	0-0
5-55	Penalties-Yards	6-43
0-0-0	Interceptions-Yards-TD	2-0-0
5-227	Punts-Yards	9-323
45.4	Avg. Yards/Punt	35.9
3-3-0	Punt Returns-Yards-TD	3-13-0
3-56-0	Kickoff Returns-Yards-TD	4-91-0
28:52	Time of Possession	31:08
5/19	Third-Down Conversions	5/17
3/6	Fourth-Down Conversions	1/3
3-21	Sacks-Yards	2-15

INDIVIDUAL LEADERS		
RUSHING	PASSING	RECEIVING
IU—Redding 16-42-0	IU—Lagow 35-59-2-319-0	IU—Westbrook 10-126-0
NU—Jackson 28-94-0	NU—Thorson 24-43-0-285-3	NU—Carr 7-125-1



GAME 8: #6 OHIO STATE 24, NORTHWESTERN 20

COLUMBUS, Ohio – Northwestern gave No. 6 Ohio State a scare on Halloween Weekend in Ohio Stadium, driving deep into Buckeyes territory with a chance to tie the game late on Saturday before the Buckeyes escaped with a 24-20 win over the Wildcats.

Clayton Thorson threw for 256 yards on 22 completions, and Austin Carr -- the Big Ten's leading receiver -- had another monster day hauling in eight receptions for 158 yards. OSU quickly went up 10-0 in the contest and held a 17-10 lead at the half, but Northwestern fought back to knot the score, 17-17, heading into the final quarter.

Though the Buckeyes regained the lead, 24-17, early in the fourth, the Wildcats came storming right back down the field and had first and goal to go inside the OSU five-yard line with under five minutes to play. NU was forced to settle for a field goal, and OSU ran out the clock from there.

While Ohio State was able to jump out to a 10-0 lead in the first nine minutes, Northwestern's defense largely cracked down on the Buckeyes. After those two drives, the Wildcats tightened the clamps, allowing just two scores the rest of the game.

With time winding down in the first quarter, Carr made a tiptoe catch on the sideline for an 11-yard gain, and Garrett Dickerson's reception converted a fourth-and-two from the four to bring Northwestern within striking distance. Clayton Thorson made it 10-7 when punched it in to open the second quarter, the second consecutive game the Wildcats have scored on the first play of the second quarter.

Ohio State responded with their third score to pull ahead 17-7, but the Wildcats were able to continue their offensive outburst. Thorson broke out a 33-yard run to break into the red zone, setting up a Jack Mitchell 23-yard field goal to pull the #BIGCats back within a score at 17-10 to head into the half.

The #BIGCat offense continued to roll in the second half, again changing the scoreboard halfway through the quarter. Thorson found Carr for a 35-yard reception to bring the Wildcats to the 5-yard-line, giving Carr over 100 yards on the game for the third straight contest and the fifth overall this season. Three plays later, Thorson connected with Dickerson to tie the game, 17-17.

The Wildcat defense continued to stymie the Buckeyes, holding them to just 85 yards in the third quarter. Ohio State took a 24-17 lead, however, with just under 10 minutes to play. Northwestern clawed back, going 60 yards on 16 plays to get deep into the red zone, where Mitchell drilled a 33-yard field goal with 3:31 to play.

Northwestern needed a stop to upset No. 6 Ohio State, and twice it forced the Buckeyes into 3rd and 7 or longer, but on the second of those third-down plays, Ohio State's J.T. Barrett was able to scramble for a first down, and the Buckeyes ran out the clock from there.

-NU-

	1st	2nd	3rd	4th	OT	Final
NORTHWESTERN	0	10	7	3	—	20
#6 OHIO STATE	10	7	0	7	—	24

First Quarter: 10:34 OSU—Weber 1 run (Durbin kick); 6:36 OSU—Durbin 35 FG
Second Quarter: 14:51 NU—Thorson 1 run (Mitchell kick); 6:17 OSU—Weber 23 run (Durbin kick); 1:43 NU—Mitchell 23 FG
Third Quarter: 3:49 NU—Dickerson 2 catch (Mitchell kick)
Fourth Quarter: 9:43 OSU—Curtis 3 run (Durbin kick); 3:31 NU—Mitchell 33 FG

GAME STATISTICS

NU	MSU
21.....First Downs.....	23
29.....Rushing Attempts.....	41
165.....Yards Gained Rushing.....	226
17.....Yards Lost Rushing.....	18
148.....Net Yards Rushing.....	208
258.....Net Yards Passing.....	223
44.....Passing Attempts.....	32
23.....Passes Completed.....	21
1.....Had Intercepted.....	0
73.....Total Offensive Plays.....	73
406.....Total Net Yards.....	431
0-0.....Fumbles-Lost.....	0-0
2-20.....Penalties-Yards.....	2-10
0-0-0.....Interceptions-Yards-TD.....	1-0-0
4-157.....Punts-Yards.....	5-183
39.2.....Avg. Yards/Punt.....	36.6
0-0-0.....Punt Returns-Yards-TD.....	1-7-0
1-12-0.....Kickoff Returns-Yards-TD.....	1-20-0
27:20.....Time of Possession.....	32:40
8/16.....Third-Down Conversions.....	10/17
2/2.....Fourth-Down Conversions.....	0/0
1-6.....Sacks-Yards.....	1-8

INDIVIDUAL LEADERS

RUSHING	PASSING	RECEIVING
NU—Jackson 17-76-0	NU—Thorson 22-41-1-256-1	NU—Carr 8-158-0
OSU—Weber 14-87-2	OSU—Barrett 21-32-0-223-0	OSU—Samuel 7-68-0





GAME 9: #8 WISCONSIN 21, NORTHWESTERN 7

EVANSTON, ILL. — Northwestern's Austin Carr caught his 10th touchdown of the season late in the first half Saturday against No. 8 Wisconsin at Ryan Field -- part of yet another career day for the senior receiver -- but the Badgers stymied the Wildcats' offense in the second half to pull away for 21-7 victory.

Northwestern tallied the most passing yards by a Wisconsin opponent this season with 277, led by four Wildcats with at least 30 yards receiving. Carr was the star, snaring a career-best 12 throws from sophomore Clayton Thorson for 132 yards, giving him 1,010 receiving yards on the year.

Defensively, juniors Brett Walsh and Tyler Lancaster each had career highs of eight tackles, while classmate Godwin Igwebuike had a game-high 10.

Two of the best scoring defenses in the Big Ten showed their mettle in the first quarter, allowing just nine first downs in the quarter. Despite Wisconsin possessing the ball for 10 minutes in the first, the Wildcats held the Badgers scoreless with just 98 yards of offense.

Both offenses began to find gaps in the second quarter, and Wisconsin was the first on the scoreboard after hitting a 40-yard field goal four minutes into the period. The Badgers added a rushing touchdown on their next drive to mount a 10-0 lead midway through the second.

The Wildcats clawed back with their final drive of the half. Starting on their own 22 with 1:41 left on the clock, Justin Jackson ripped off a 28-yard carry to get to midfield. On an ensuing fourth-and-one, Garret Dickerson broke a tackle for a 28-yard gain, reaching the 13-yard line. Thorson then split the seam to find Carr to head into the half 10-7. The touchdown was Carr's 10th of the season, the third-highest mark in program history.

Fresh off the halftime break, the stalwart defenses returned to dominate the third quarter. Both offenses combined for just six first downs, 138 total yards, and a solitary drive of more than seven plays. Walsh and Igwebuike led the #BIGCats with three tackles in the period, holding the Badgers to a lone field goal.

With Northwestern trailing 13-7, Carr again had a strong finish to a quarter. Carr caught a short pass over the middle before scampering down the sideline to the Wisconsin 30. The 32-yard reception clinched the receiver's fourth consecutive -- and seventh total -- 100-yard receiving game this season. An eight-yard completion to Andrew Scanlan had the Wildcats driving as the third came to a close. But in the fourth, Thorson was hit as he began to throw and the ensuing loose ball was ruled a fumble. The Badgers recovered to end the scoring threat.

Wisconsin was able to find the end zone off of the short field and converted a two-point conversion to take a 21-7 lead with eight minutes to play. While Northwestern held Wisconsin to just 33-yards in the quarter, the offense couldn't capitalize on their five first downs in the period, as they fell by that 21-7 score.

	1st	2nd	3rd	4th	OT	Final
#8 WISCONSIN	0	10	3	8	—	21
NORTHWESTERN	0	7	0	0	—	7

First Quarter: n/a
Second Quarter: 11:11 WIS—Endicott 40 FG; 7:33 WIS—Peavy 46 run (Endicott kick); 00:39 NU—Carr 13 catch (Mitchell kick)
Third Quarter: 8:06 WIS—Endicott 28 FG
Fourth Quarter: 8:57 WIS—Clement 2 run (Ingold rush)

GAME STATISTICS

WIS	NU
20.....First Downs	14.....
57.....Rushing Attempts	19.....
238.....Yards Gained Rushing	55.....
48.....Yards Lost Rushing	16.....
190.....Net Yards Rushing	39.....
143.....Net Yards Passing.....	277.....
22.....Passing Attempts.....	52.....
13.....Passes Completed	28.....
0.....Had Intercepted	0.....
79.....Total Offensive Plays.....	71.....
333.....Total Net Yards	316.....
0-0.....Fumbles-Lost.....	1-1.....
1-10.....Penalties-Yards	5-28.....
0-0-0.....Interceptions-Yards-TD.....	0-0-0.....
7-261.....Punts-Yards.....	8-318.....
37.3.....Avg. Yards/Punt	39.8.....
2-25-0.....Punt Returns-Yards-TD.....	1-1-0.....
1-13-0.....Kickoff Returns-Yards-TD.....	1-17-0.....
40:25.....Time of Possession	19:35.....
7/19.....Third-Down Conversions	5/18.....
0/1.....Fourth-Down Conversions.....	1/4.....
2-15.....Sacks-Yards	0-0.....

INDIVIDUAL LEADERS

RUSHING	PASSING	RECEIVING
WIS—Clement 32-106-1	WIS—Hornibrook 11-19-0-92-0	WIS—Peavy 4-73-0
NU—Jackson 13-42-0	NU—Thorson 28-52-0-277-1	NU—Carr 12-132-1



GAME 10: NORTHWESTERN 45, PURDUE 17

WEST LAFAYETTE, Ind. — Northwestern's offense exploded for 605 yards while the defense picked off four Purdue passes to lead the Wildcats to a massive 45-17 Big Ten road win Saturday over the Boilermakers.

Clayton Thorson threw for a career-high 352 yards with a rushing touchdown and three passing TDs, including a pair of scores to all-world receiver Austin Carr. Justin Jackson scampered for 127 yards on the ground and John Moten IV tallied a career-best 119 rushing yards to give the Wildcats two 100-yard runners in the game. Montre Hartage had his first multiple-interception game with a pair of picks to lead the Northwestern Sky Team.

Purdue jumped out to an early lead, going ahead 10-0 after its opening two drives. Hartage flipped the momentum on Purdue's third drive however, intercepting a pass on the Purdue 26. Four plays later, Thorson found Carr on a short crossing route to pull within 10-7 with three minutes left in the quarter.

The touchdown flipped the momentum of the game. After allowing eight first downs in the first quarter, the Wildcat defense didn't allow one in the first 11 minutes of the second, and conceded just two in the period. Anthony Walker recorded nine tackles in the half en route to a team-best 12 in the game.

With eight minutes remaining in the half, Thorson fired from the midfield- logo to hit Austin Carr for a 33-yard touchdown. The touchdown was Carr's 12th of the season, tying him for the most in single-season program history. The #BIGCats got the ball back deep in their own half with a minute remaining in the quarter and gained 75 yards to reach the 12, but were unable to find the end zone.

No worries, though: Northwestern pulled away with a big third quarter, scoring touchdowns every time they touched the ball. Jackson capped off a seven play, 71-yard drive with a 14-yard TD run. Jackson broke 1,000 yards on the season with the run, making him the first Wildcat in program history to do so in three-consecutive seasons. A

After Walker came up with an interception near midfield, Thorson had his second long touchdown of the day, finding Garrett Dickerson with a 42-yard score. Northwestern racked up 267 yards in the quarter, before Jackson scored his second touchdown of the game on the first play of the fourth to extend the Wildcats' lead to 35-17.

The sky team, Northwestern's vaunted secondary, showed their mettle, recording three of their four interceptions in the second half. Hartage recorded his second, and Trent Goens picked off his first collegiate interception. Thorson added a late TD scamper and Jack Mitchell tacked on a field goal as Northwestern cruised to a 45-17 victory.

-NU-

	1st	2nd	3rd	4th	OT	Final
NORTHWESTERN	7	7	21	10	—	45
PURDUE	10	0	7	0	—	17

First Quarter: 10:53 PUR—Dellinger 26 FG; 6:10 PUR—Blough 1 run (Dellinger kick); 1:56 NU—Carr 2 catch (Mitchell kick)

Second Quarter: 8:06 NU—Carr 33 catch (Mitchell kick)

Third Quarter: 12:34 NU—Jackson 14 run (Mitchell kick); 11:13 NU—Dickerson 42 catch (Mitchell kick); 10:22 PUR—Bilal 49 catch (Dellinger kick); 8:00 NU—Thorson 2 run (Mitchell kick)

Fourth Quarter: 14:57 NU—Jackson 9 run (Mitchell kick); 9:16 NU—Mitchell 23 FG

GAME STATISTICS

NU	PUR
28.....First Downs.....	22
46.....Rushing Attempts.....	32
265.....Yards Gained Rushing.....	143
12.....Yards Lost Rushing.....	13
253.....Net Yards Rushing.....	130
352.....Net Yards Passing.....	263
37.....Passing Attempts.....	51
23.....Passes Completed.....	29
2.....Had Intercepted.....	4
83.....Total Offensive Plays.....	83
605.....Total Net Yards.....	394
1-0.....Fumbles-Lost.....	0-0
0-0.....Penalties-Yards.....	2-15
4-44-0.....Interceptions-Yards-TD.....	2-50
2-59.....Punts-Yards.....	4-146
29.5.....Avg. Yards/Punt.....	36.5
1--2-0.....Punt Returns-Yards-TD.....	0-0-0
4-62-0.....Kickoff Returns-Yards-TD.....	4-110-0
30:46.....Time of Possession.....	29:14
10/16.....Third-Down Conversions.....	6/16
0/2.....Fourth-Down Conversions.....	2/4
3-11.....Sacks-Yards.....	0-0

INDIVIDUAL LEADERS

RUSHING	PASSING	RECEIVING
NU—Jackson 22-127-2 PUR—Jones 11-47-0	NU—Thorson 22-36-2-352-3 PUR—Blough 21-36-3-184-1	NU—Carr 5-92-2 PUR—Marshall 7-102-1





GAME 11: MINNESOTA 29, NORTHWESTERN 12

MINNEAPOLIS -- Northwestern traveled to Minnesota Saturday for its final Big Ten road trip of the 2016 season and had trouble getting its high-octane offense heated up the cold TCF Bank Stadium weather, falling to the Gophers, 29-12.

Minnesota got off to an early start, scoring on their opening possession, but missing the extra point. From there on, both defenses clamped down. Northwestern held Minnesota to just 13 yards the rest of the quarter. The offense almost got on the scoreboard with two minutes left in the quarter, but Jack Mitchell's 44-yard field goal attempt into the wind was dragged wide.

Northwestern continued keeping points off the board to start the second. On a deep Minnesota pass, Marcus McShepard outjumped a Golden Gopher receiver for an interception, preventing a probable score. Minnesota did tack on a field goal halfway through the quarter, extending its lead to 9-0. Northwestern responded by driving 56-yards on nine plays, but, facing fourth-and-one in the red zone, its conversion fell short. The Golden Gophers would score just before the half to go into halftime leading 12-0.

Things began to turn around for the Wildcats in the third quarter. While Minnesota used a field goal to take a 15-0 lead, Northwestern's defense shut them down for the rest of the quarter. Minnesota would record just 34 yards in the quarter while earning just two first downs.

Northwestern was dealt a setback when Austin Carr was on the receiving end of a targeting foul, knocking him out of the game. But the Wildcats quickly galvanized, going the length of the field with a 12 play, 75-yard drive, capped off by Justin Jackson plunging into the end zone with a four-yard run. After failing to convert a two-point conversion, the #BIGCats were kicking off down 15-6. On the kickoff, Anthony Walker, Jr., stripped the Minnesota kick-returner of the ball, giving Northwestern possession on the 22-yard line. On fourth-and-one, Thorson's pass to Eric Dickerson fell incomplete, leaving NU short on the opportunity.

Minnesota found the end zone to start the fourth quarter, leading 22-6, but the Wildcats continued to claw back. Getting the ball with 6:46 remaining, the Wildcats picked up three first downs before needing to convert on fourth-and-12 from the Minnesota 42. Minnesota committed a defensive holding penalty to keep the drive alive, then three plays later, Clayton Thorson found Flynn Nagel in the corner of the end zone to claw back to 22-12 with two and a half minutes remaining. The two-point conversion failed again, and the ensuing onside kick was returned inside the NU 15-yard-line.

The Golden Gophers added a late touchdown to account for the 29-12 victory over the Wildcats.

-NU-

	1st	2nd	3rd	4th	OT	Final
NORTHWESTERN	0	0	6	6	—	12
MINNESOTA	6	6	3	14	—	29

First Quarter: 12:18 MINN—Smith 5 run (Carpenter kick)
Second Quarter: 7:40 MINN—Carpenter 19 FG; 00:21 MINN—Carpenter 42 FG
Third Quarter: 6:28 MINN—Carpenter 30 FG; 2:17 NU—Jackson 4 run (Failed 2pt)
Fourth Quarter: 6:46 MINN—Wolitorsky 9 catch (Carpenter kick); 2:46 NU—Nagel 9 catch (Failed 2pt); 2:31 MINN—Leidner 12 run (Carpenter kick)

GAME STATISTICS

NU	MINN
21First Downs	15
33Rushing Attempts	40
110Yards Gained Rushing	162
47Yards Lost Rushing	31
63Net Yards Rushing	131
276Net Yards Passing.....	197
45Passing Attempts.....	25
28Passes Completed.....	14
0Had Intercepted.....	1
78Total Offensive Plays.....	65
339Total Net Yards.....	328
2-2Fumbles-Lost.....	1-1
3-20Penalties-Yards.....	6-50
1-0-0Interceptions-Yards-TD.....	0-0-0
6-217Punts-Yards.....	6-242
36.2Avg. Yards/Punt	40.3
1-5-0Punt Returns-Yards-TD.....	2-0-0
3-55-0Kickoff Returns-Yards-TD.....	3-65-0
30:35Time of Possession	29:25
2/15Third-Down Conversions	4/13
1/4Fourth-Down Conversions.....	0/0
1-4Sacks-Yards.....	7-37

INDIVIDUAL LEADERS

RUSHING	PASSING	RECEIVING
NU—Jackson 22-90-1	NU—Thorson 28-45-0-276-1	NU—Nagel 6-65-1
MINN—Brooks 14-73-0	MINN—Leidner 14-25-1-197-1	MINN—Wolitorsky 4-42-1



GAME 12: NORTHWESTERN 42, ILLINOIS 21

EVANSTON, ILL. — Northwestern built a quick 21-0 lead Saturday in the battle for the Land of Lincoln Trophy against Illinois at Ryan Field before holding off the Illini, 42-21, to earn bowl eligibility. The hat has remained in Evanston four of the last five years.

The Wildcats ran for a season high 278 yards and five touchdowns to finish the regular season 6-6 (5-4).

Both Justin Jackson and John Moten IV rushed for over 100 yards in Saturday's game, the second time this season that has happened. Jackson scored three times in the annual trophy game for the Land of Lincoln hat, while Moten added two scores of his own.

Northwestern's defense forced four turnovers, including three fumbles, and limited Illinois to just 57 yards on the ground, while sacking Illini quarterback Wes Lunt three times.

The Wildcats got on the board first midway through the opening quarter on a nine-yard run by Moten, the first touchdown of the redshirt freshman's career. Moten followed that on the next drive with his second touchdown on a career-long 43-yard run to put Northwestern up 14-0.

Jackson put the 'Cats up 21-0 with his 10th rushing touchdown of the season, which tied his career high set in 2014. He then scampered 54 yards for his second touchdown of the day and career high 11th of the season to put Northwestern up 28-14.

Illinois scored late in the third quarter to make it 28-21 and looked to have some momentum with the Wildcats punting on their next possession. Offensive lineman J.B. Butler made the tackle and forced a fumble on the return that was recovered by the 'Cats.

The Northwestern offense marched down the field, and Thorson found superback Garrett Dickerson on a nine-yard flip throw to put Chicago's Big Ten Team up, 35-21.

The 'Cats broke the game wide open with Jackson's third rushing touchdown of the day to make it 42-21 after a 60-yard interception return by sophomore cornerback Montre Hartage put the ball at the five-yard line.

Anthony Walker, Jr. finished the day with a game-high nine tackles, two of them for loss. He moved into fourth place on the Northwestern all-time TFL list with 39.5 for his career, passing Corey Wootton. Matt Rice is up next at 42 career TFLs.

Quarterback Clayton Thorson played an efficient game, completing 65 percent of his passes. His 13 completions went to six different receivers for 121 yards and a touchdown.

-NU-

	1st	2nd	3rd	4th	OT	Final
ILLINOIS	0	14	7	0	—	21
NORTHWESTERN	14	7	14	7	—	42

First Quarter: 8:20 NU—Moten IV 9 run (Mitchell kick); 2:22 NU—Moten IV 43 run (Mitchell kick)

Second Quarter: 12:45 NU—Jackson 3 run (Mitchell kick); 7:29 ILL—Turner 19 catch (McLaughlin kick); 00:27 ILL—Corbin 8 run (McLaughlin kick)

Third Quarter: 9:24 NU—Jackson 54 run (Mitchell kick); 4:33 ILL—Turner 9 catch (McLaughlin kick); 1:32 NU—Dickerson 9 catch (Mitchell kick)

Fourth Quarter: 9:24 NU—Jackson 4 run (Mitchell kick)

GAME STATISTICS

ILL	NU
25	First Downs22
26	Rushing Attempts49
93	Yards Gained Rushing320
36	Yards Lost Rushing42
57	Net Yards Rushing278
377	Net Yards Passing121
54	Passing Attempts20
28	Passes Completed13
1	Had Intercepted0
80	Total Offensive Plays69
434	Total Net Yards399
3-3	Fumbles-Lost1-1
6-60	Penalties-Yards5-50
0-0-0	Interceptions-Yards-TD1-66-0
6-246	Punts-Yards6-250
41.0	Avg. Yards/Punt41.7
3-20-0	Punt Returns-Yards-TD2-9-0
4-90-0	Kickoff Returns-Yards-TD0-0-0
30:28	Time of Possession29:32
4/15	Third-Down Conversions6/14
2/3	Fourth-Down Conversions0/1
5-33	Sacks-Yards3-24

INDIVIDUAL LEADERS

RUSHING	PASSING	RECEIVING
ILL—Corbin 21-70-1	ILL—Lunt 28-54-1-377-2	ILL—Turner 11-164-2
NU—Jackson 21-173-3	NU—Thorson 13-20-0-121-1	NU—Nagel 3-37-0





2016 REGULAR SEASON STATS

2016 NORTHWESTERN SCHEDULE AND RESULTS

Date	Opponent	Result	Score	Record	Conference	Time	Attendance
Sep 3	WESTERN MICHIGAN	L	21-22	0-1-0	0-0-0	3:13	30635
Sep 10	ILLINOIS STATE	L	7-9	0-2-0	0-0-0	3:16	30748
Sep 17	DUKE	W	24-13	1-2-0	0-0-0	3:17	34464
Sep 24	#20 NEBRASKA*	L	13-24	1-3-0	0-1-0	3:09	40284
Oct 1	at Iowa*	W	38-31	2-3-0	1-1-0	3:25	67047
Oct 15	at Michigan State*	W	54-40	3-3-0	1-1-0	3:38	75625
Oct 22	INDIANA*	W	24-14	4-3-0	2-1-0	3:34	35417
Oct 29	at #6 Ohio State*	L	20-24	4-4-0	2-2-0	3:23	107296
Nov 05	#8 WISCONSIN*	L	7-21	4-5-0	2-3-0	3:18	42016
Nov 12	at Purdue*	W	45-17	5-5-0	3-3-0	3:03	30548
Nov 19	at Minnesota*	L	12-29	5-6-0	3-4-0	3:13	38162
Nov 26	ILLINOIS*	W	42-21	6-6-0	4-4-0	2:30	30022

HOME GAMES IN BOLD | * Indicates Big Ten Conference Game

TEAM STATISTICS

INDIVIDUAL OFFENSIVE STATISTICS

Team Statistics	NU	OPP	RUSHING	GP	Att	Gain	Loss	Net	Avg	TD	Long	Avg/G
SCORING	307	265	Jackson, Justin	12	266	1363	63	1300	4.9	12	58	108.3
Points Per Game	25.6	22.1	Moten IV, John	12	54	342	13	329	6.1	2	43	27.4
Points Off Turnovers	52	56	Thorson, Clayton	12	85	276	194	82	1.0	5	42	6.8
FIRST DOWNS	254	262	Vault, Solomon	12	11	27	1	26	2.4	0	5	2.2
Rushing	94	104	Anderson, Auston	4	7	24	2	22	3.1	0	9	5.5
Passing	141	148	Long, Warren	1	1	9	0	9	9.0	0	9	9.0
Penalty	19	10	Alviti, Matt	4	4	12	9	3	0.8	0	7	0.8
RUSHING YARDAGE	1743	1640	Acker, Corey	7	4	2	4	-2	-0.5	0	2	-0.3
Yards gained rushing	2056	1974	Hruby, Tom	1	3	1	3	-2	-0.7	0	1	-2.0
Yards lost rushing	313	334	Roberts, Jelani	8	2	0	3	-3	-1.5	0	0	-0.4
Rushing Attempts	451	446	TEAM	10	14	0	21	-21	-1.5	0	0	-2.1
Average Per Rush	3.9	3.7	Total	12	451	2056	313	1743	3.9	19	58	145.2
Average Per Game	145.2	136.7	Opponents	12	446	1974	334	1640	3.7	19	49	136.7
TDs Rushing	19	19										
PASSING YARDAGE	2972	3179	PASSING	G	Effic	Cmp-Att-Int		Pct	Yds	TD	Lng	Avg/G
Comp-Att-Int	259-447-8	287-467-13	Thorson, Clayton	12	126.61	257-442-8		58.1	2968	21	58	247.3
Average Per Pass	6.6	6.8	Mitchell, Jack	12	116.80	1-1-0		100.0	2	0	2	0.2
Average Per Catch	11.5	11.1	Alviti, Matt	4	116.80	1-1-0		100.0	2	0	2	0.5
Average Per Game	247.7	264.9	Micucci, Matt	12	0.00	0-1-0		0.0	0	0	0	0.0
TDs Passing	21	11	TEAM	10	0.00	0-1-0		0.0	0	0	0	0.0
TOTAL OFFENSE	4715	4819	Scanlan, Andrew	12	0.00	0-1-0		0.0	0	0	0	0.0
Total Plays	898	913	Total	12	125.72	259-447-8		57.9	2972	21	58	247.7
Average Per Play	5.3	5.3	Opponents	12	120.84	287-467-13		61.5	3179	11	86	264.9
Average Per Game	392.9	401.6										
KICK RETURNS: #-Yards	26-624	28-639	RECEIVING		G	No.	Yds	Avg	TD	Long	Avg/G	
PUNT RETURNS: #-Yards	19-132	22-227	Carr, Austin	12	84	1196	14.2	12	58	99.7		
INT RETURNS: #-Yards	13-138	8-93	Nagel, Flynn	12	37	421	11.4	2	57	35.1		
KICK RETURN AVERAGE	24.0	22.8	Jackson, Justin	12	33	210	6.4	0	37	17.5		
PUNT RETURN AVERAGE	6.9	10.3	Dickerson, Garrett	11	29	272	9.4	4	42	24.7		
INT RETURN AVERAGE	10.6	11.6	Scanlan, Andrew	12	25	296	11.8	0	31	24.7		
FUMBLES-LOST	8-6	12-8	Wilson, Macan	12	19	259	13.6	1	35	21.6		
PENALTIES-Yards	43-354	56-543	Vault, Solomon	12	15	164	10.9	2	44	13.7		
Average Per Game	29.5	45.2	Skowronek, Ben	12	8	70	8.8	0	14	5.8		
PUNTS-Yards	72-2901	67-2796	Green, Cameron	12	4	31	7.8	0	13	2.6		
Average Per Punt	40.3	41.7	Moten IV, John	12	3	44	14.7	0	20	3.7		
Net punt average	35.5	38.3	Fessler, Charlie	11	1	7	7.0	0	7	0.6		
KICKOFFS-Yards	59-3710	58-3514	Micucci, Matt	12	1	2	2.0	0	2	0.2		
Average Per Kick	62.9	60.6	Total.....	12	259	2972	11.5	21	58	247.7		
Net kick average	38.9	37.8	Opponents.....	12	287	3179	11.1	11	86	264.9		
TIME OF POSSESSION/Game	28:05	31:55										
3RD-DOWN Conversions	74/192	69/192	PUNT RETURNS	No.	Yds	Avg	TD	Long				
3rd-Down Pct	39%	36%	Nagel, Flynn	19	132	6.9	0	47				
4TH-DOWN Conversions	13/28	14/24	Total	19	132	6.9	0	47				
4th-Down Pct	46%	58%	Opponents	22	227	10.3	0	38				
SACKS BY-Yards	26-171	35-204										
MISC YARDS	0	0										
TOUCHDOWNS SCORED	41	31										
FIELD GOALS-ATTEMPTS	7-11	17-24										
ON-SIDE KICKS	0-1	0-2										
RED-ZONE SCORES	(28-38) 74%	(38-49) 78%										
RED-ZONE TOUCHDOWNS	(22-38) 58%	(25-49) 51%										
PAT-ATTEMPTS	(38-39) 97%	(24-27) 89%										
ATTENDANCE	243586	318678										
Games/Avg Per Game	7/34798	5/63736										
Neutral Site Games		0/0										

2016 REGULAR SEASON STATS

INDIVIDUAL STATISTICS

INTERCEPTIONS	No.	Yds	Avg	TD	Long
Hartage, Montre	5	70	14.0	0	66
McGee, Jared	2	25	12.5	0	25
McShepard, Marcus	1	0	0.0	0	0
Queiro, Kyle	1	0	0.0	0	0
Igwebuike, Godwin	1	3	3.0	0	3
Goens, Trent	1	23	23.0	0	23
Williams, Trae	1	0	0.0	0	0
Walker, Jr. Anthony	1	17	17.0	0	17
Total	13	138	10.6	0	66
Opponents	8	93	11.6	1	50

KICK RETURNS	No.	Yds	Avg	TD	Long
Vault, Solomon	20	513	25.6	1	95
Nagel, Flynn	5	98	19.6	0	27
Dickerson, Garrett	1	13	13.0	0	13
Total	26	624	24.0	1	95
Opponents	28	639	22.8	0	54

FUMBLE RETURNS	No.	Yds	Avg	TD	Long
Igwebuike, Godwin	1	23	23.0	0	23
Walker, Jr. Anthony	1	11	11.0	0	11
Total	2	34	17.0	0	23
Opponents	1	22	22.0	0	22

FIELD GOALS	FGM-FGA	Pct	01-19	20-29	30-39	40-49	50-99	Lg	Blk
Mitchell, Jack	7-11	63.6	1-1	3-4	2-4	1-2	0-0	40	0

FG SEQUENCE	Northwestern	OPPONENTS
Western Michigan	-	50,(47),(27),(30)
Illinois State	33	49,(33)
Duke	34,(40)	34
Nebraska	27	(23)
Iowa	(25)	(24)
Michigan State	(33)	(41),(35)
Indiana	(19)	(21),(30),53
Ohio State	(23),(33)	(35)
Wisconsin	-	35,(40),(28),51
Purdue	(23)	(26)
Minnesota	44	(19),(42),(30)
Illinois	-	52

Numbers in (parentheses) indicate field goal was made.

PUNTING	No.	Yds	Avg	Long	TB	FC	I20	50+	Blkd
Niswander, Hunter	70	2895	41.4	62	6	19	20	10	1
TEAM	2	6	3.0	6	0	0	0	0	1
Total	72	2901	40.3	62	6	19	20	10	2
Opponents	67	2796	41.7	61	5	23	27	9	0

KICKOFFS	No.	Yds	Avg	TB	OB	Retn	Net	YdLn
Mitchell, Jack	59	3710	62.9	31	1			
Total	59	3710	62.9	31	1	639	38.9	26
Opponents	58	3514	60.6	28	4	624	37.8	27

		---- PATS ----									
SCORING	TD	FGs	Kick	Rush	Rcv	Pass	DXP	Saf	Pts		
Carr, Austin	12	0-0	0-0	0-0	0	0-0	0	0	72		
Jackson, Justin	12	0-0	0-0	0-1	0	0-0	0	0	72		
Mitchell, Jack	0	7-11	38-39	0-0	0	0-0	0	0	59		
Thorson, Clayton	5	0-0	0-0	0-0	0	0-1	0	0	30		
Dickerson, Garrett	4	0-0	0-0	0-0	0	0-0	0	0	24		
Vault, Solomon	3	0-0	0-0	0-0	0	0-0	0	0	18		
Nagel, Flynn	2	0-0	0-0	0-0	0	0-0	0	0	12		
Moten IV, John	2	0-0	0-0	0-0	0	0-0	0	0	12		
Wilson, Macan	1	0-0	0-0	0-0	0	0-0	0	0	6		
Gaziano, Joe	0	0-0	0-0	0-0	0	0-0	0	1	2		
Total	41	7-11	38-39	0-1	0	0-1	0	1	307		
Opponents	31	17-24	24-27	1-1	0	0-3	0	1	265		

TOTAL OFFENSE	G	Plays	Rush	Pass	Total	Avg/G
Thorson, Clayton	12	527	82	2968	3050	254.2
Jackson, Justin	12	266	1300	0	1300	108.3
Moten IV, John	12	54	329	0	329	27.4
Vault, Solomon	12	11	26	0	26	2.2
Anderson, Auston	4	7	22	0	22	5.5
Long, Warren	1	1	9	0	9	9.0
Alviti, Matt	4	5	3	2	5	1.2
Mitchell, Jack	12	1	0	2	2	0.2
Acker, Corey	7	4	-2	0	-2	-0.3
Hruby, Tom	1	3	-2	0	-2	-2.0
Roberts, Jelani	8	2	-3	0	-3	-0.4
TEAM	10	15	-21	0	-21	-2.1
Total	12	898	1743	2972	4715	392.9
Opponents	12	913	1640	3179	4819	401.6

ALL PURPOSE	G	Rush	Rec	PR	KOR	IR	Tot	Avg/G
Jackson, Justin	12	1300	210	0	0	0	1510	125.8
Carr, Austin	12	0	1196	0	0	0	1196	99.7
Vault, Solomon	12	26	164	0	513	0	703	58.6
Nagel, Flynn	12	0	421	132	98	0	651	54.2
Moten IV, John	12	329	44	0	0	0	373	31.1
Scanlan, Andrew	12	0	296	0	0	0	296	24.7
Dickerson, Garrett	11	0	272	0	13	0	285	25.9
Wilson, Macan	12	0	259	0	0	0	259	21.6
Thorson, Clayton	12	82	0	0	0	0	82	6.8
Skowronek, Ben	12	0	70	0	0	0	70	5.8
Hartage, Montre	12	0	0	0	0	70	70	5.8
Green, Cameron	12	0	31	0	0	0	31	2.6
McGee, Jared	12	0	0	0	0	25	25	2.1
Goens, Trent	8	0	0	0	0	23	23	2.9
Anderson, Auston	4	22	0	0	0	0	22	5.5
Walker, Jr. Anthony	12	0	0	0	0	17	17	1.4
Long, Warren	1	9	0	0	0	0	9	9.0
Fessler, Charlie	11	0	7	0	0	0	7	0.6
Igwebuike, Godwin	12	0	0	0	0	3	3	0.2
Alviti, Matt	4	3	0	0	0	0	3	0.8
Micucci, Matt	12	0	2	0	0	0	2	0.2
Acker, Corey	7	-2	0	0	0	0	-2	-0.3
Hruby, Tom	1	-2	0	0	0	0	-2	-2.0
Roberts, Jelani	8	-3	0	0	0	0	-3	-0.4
TEAM	10	-21	0	0	0	0	-21	-2.1
Total	12	1743	2972	132	624	138	5609	467.4
Opponents	12	1640	3179	227	639	93	5778	481.5



2016 REGULAR SEASON STATS

INDIVIDUAL OFFENSE GAME BY GAME

RUSHING	No-Yds/TD	WMU	ILS	DU	NEB	IOWA	MSU	IND	OSU	WIS	PUR	MINN	ILL
Jackson, Justin	266-1300/12	23-124/3	12-42/0	28-94/0	20-79/0	26-171/1	34-188/2	28-94/0	17-76/0	13-42/0	22-127/2	22-90/1	21-173/3
Moten IV, John	54-329/2	-	1-2/0	1-3/0	1-11/0	3-10/0	8-12/0	4-18/0	5-26/0	-	16-119/0	1-0/0	14-128/2
Thorson, C.	85-82/5	5--8/0	12-30/0	7--24/0	10-43/1	9-11/1	5-12/1	8-22/0	6-44/1	6--3/0	1-2/1	9--26/0	7--21/0
Vault, Solomon	11-26/0	1--1/0	1-1/0	3-11/0	1-4/0	2-8/0	1-1/0	2-2/0	-	-	-	-	-
Anderson, A.	7-22/0	DNP	4-8/0	1-9/0	DNP	DNP	DNP	DNP	DNP	-	DNP	DNP	2-5/0
Long, Warren	1-9/0	1-9/0	DNP	DNP	DNP	DNP	DNP	DNP	DNP	DNP	DNP	DNP	DNP
Alviti, Matt	4-3/0	DNP	1-3/0	DNP	DNP	DNP	DNP	1-9/0	1-2/0	DNP	1-7/0	DNP	DNP
Acker, Corey	4--2/0	DNP	DNP	-	DNP	DNP	DNP	-	-	-	1-2/0	-	3--4/0
Hruby, Tom	3--2/0	DNP	DNP	DNP	DNP	DNP	DNP	DNP	DNP	DNP	3--2/0	DNP	DNP
Roberts, Jelani	2--3/0	DNP	-	2--3/0	-	DNP	DNP	-	-	-	-	-	DNP
TEAM	14--21/0	1--1/0	DNP	2--4/0	-	2--2/0	3--4/0	1--4/0	-	DNP	2--2/0	1--1/0	2--3/0

RECEIVING	No-Yds/TD	WMU	ILS	DU	NEB	IOWA	MSU	IND	OSU	WIS	PUR	MINN	ILL
Carr, Austin	84-1196/12	5-75/0	7-73/1	6-135/1	8-109/1	6-73/3	11-130/2	7-125/1	8-158/0	12-132/1	5-92/2	5-68/0	4-26/0
Nagel, Flynn	37-421/2	-	4-44/0	1-33/0	5-48/0	1-6/0	5-81/1	6-40/0	-	4-37/0	2-30/0	6-65/1	3-37/0
Scanlan, Andrew	25-296/0	2-19/0	1-5/0	1-8/0	1-8/0	1-18/0	2-32/0	2-23/0	-	5-46/0	5-78/0	4-54/0	1-5/0
Dickerson, G.	29-272/4	3-23/0	1-17/0	4-42/1	1-14/0	1-8/0	1-5/0	DNP	8-43/1	2-30/0	2-44/1	3-14/0	3-32/1
Wilson, Macan	19-259/1	1-12/0	1-34/0	3-57/0	1-11/0	1-15/0	2-15/0	1-32/1	1-7/0	3-16/0	4-46/0	1-14/0	-
Jackson, Justin	33-210/0	2-47/0	1-5/0	1--3/0	3-18/0	3-13/0	4-10/0	5-34/0	3-21/0	1-1/0	1-8/0	8-51/0	1-5/0
Vault, Solomon	15-164/2	2-20/0	1-6/0	2-48/1	2-17/0	1-0/0	2-8/0	2-28/1	-	1-15/0	1-6/0	-	1-16/0
Skowronek, Ben	8-70/0	-	1-7/0	-	1-8/0	2-11/0	-	-	1-6/0	-	2-28/0	1-10/0	-
Moten IV, John	3-44/0	-	-	-	1-9/0	1-15/0	-	-	-	-	1-20/0	-	-
Green, Cameron	4-31/0	-	-	-	-	1-5/0	-	1-3/0	2-23/0	-	-	-	-
Fessler, C.	1-7/0	-	-	-	1-7/0	-	DNP	-	-	-	-	-	-
Micucci, Matt	1-2/0	-	-	-	1-2/0	-	-	-	-	-	-	-	-

PASSING

#18 Thorson, C.	Att	Comp	Int	Pct	Yards	TD	Long	Sack	Yds	Effic	#8 Mitchell, J.	Att	Comp	Int	Pct	Yards	TD	Long	Sack	Yds	Effic
Western Michigan	22	15	0	68.2	196	0	37	3	16	143.0	Nebraska	1	1	0	100.0	2	0	2	0	0	116.8
Illinois State	41	17	0	41.5	191	1	34	3	13	88.6	TOTALS	1	1	0	100.0	2	0	2	0	0	116.8
Duke	39	18	2	46.2	320	3	58	5	28	130.2											
Nebraska	37	24	2	64.9	249	1	24	4	17	119.5	#7 Alviti, M.	Att	Comp	Int	Pct	Yards	TD	Long	Sack	Yds	Effic
Iowa	30	18	0	60.0	164	3	25	1	8	138.9	Ohio State	1	1	0	100.0	2	0	2	0	0	116.8
Michigan State	35	27	1	77.1	281	3	57	1	8	167.2	TOTALS	1	1	0	100.0	2	0	2	1	9	116.8
Indiana	43	24	0	55.8	285	3	36	2	12	134.5											
Ohio State	42	22	1	52.4	256	1	35	1	8	106.7	#82 Scanlan, A.	Att	Comp	Int	Pct	Yards	TD	Long	Sack	Yds	Effic
Wisconsin	52	28	0	53.8	277	1	32	2	15	104.9	Ohio State	1	0	0	0.0	0	0	0	0	0	0.0
Purdue	36	23	2	63.9	352	3	42	0	0	162.4	TOTALS	1	0	0	0.0	0	0	0	0	0	0.0
Minnesota	45	28	0	62.2	276	1	25	7	37	121.1											
Illinois	20	13	0	65.0	121	1	16	5	33	132.3	#33 Micucci, M	Att	Comp	Int	Pct	Yards	TD	Long	Sack	Yds	Effic
TOTALS	442	257	8	58.1	2968	21	58	34	195	126.6	Indiana	1	0	0	0.0	0	0	0	0	0	0.0
											TOTALS	1	0	0	0.0	0	0	0	0	0	0.0
											#TM TEAM	Att	Comp	Int	Pct	Yards	TD	Long	Sack	Yds	Effic
											Purdue	1	0	0	0.0	0	0	0	0	0	0.0
											TOTALS	1	0	0	0.0	0	0	0	0	0	0.0

PUNT RETURNS	No-Yds	WMU	ILS	DU	NEB	IOWA	MSU	IND	OSU	WIS	PUR	MINN	ILL
Nagel, Flynn	19-132	-	1--2	5-44	1-5	1-47	3-12	3-13	-	1-1	1--2	1-5	2-9
KICK RETURNS	No-Yds	WMU	ILS	DU	NEB	IOWA	MSU	IND	OSU	WIS	PUR	MINN	ILL
Vault, Solomon	20-513	4-115	1-30	2-26	2-57	-	1-95	4-91	1-12	-	2-32	3-55	-
Nagel, Flynn	5-98	-	-	-	1-27	-	1-24	-	-	1-17	2-30	-	-
Dickerson, G.	1-13	-	-	-	-	-	1-13	DNP	-	-	-	-	-

2016 REGULAR SEASON STATS

INDIVIDUAL DEFENSIVE STATISTICS

Defensive Leaders	GP	Tackles			TFL-Yds	Sacks- No-Yards	Pass Def		QBH	Fumbles		Blkd Kick	Saf
		Solo	Ast	Total			Int-Yds	BrUp		Rcv-Yds	FF		
Igwebuike, Godwin	12	75	26	101	5.5-7	.	1-3	6	.	1-23	1	.	.
Walker, Jr. Anthony	12	58	40	98	10.0-48	2.0-13	1-17	5	6	2-11	3	.	.
Hall, Nate	12	41	25	66	6.0-16	.	.	1	2
Prater, Jaylen	8	31	30	61	2.0-3	.	.	1	1
Hartage, Montre	12	46	10	56	.	.	5-70	9
Queiro, Kyle	10	30	20	50	3.5-7	.	1-0	6	.	1-0	.	.	.
Jones, Joseph	12	24	19	43	3.5-14	2.0-13	.	2	.	1-0	.	.	.
Washington, Xavier	11	19	17	36	7.0-36	4.0-30	.	.	3
McGee, Jared	12	25	10	35	1.5-2	.	2-25	2
Walsh, Brett	12	21	13	34	2.0-8	1.0-8
Williams, Trae	10	28	6	34	1.0-1	.	1-0	7	.	1-0	.	.	.
McShepard, Marcus	12	22	6	28	.	.	1-0	4
Lancaster, Tyler	12	13	13	26	3.5-6	.	.	.	1
Robbins, C.J.	12	18	8	26	5.5-26	3.0-19	.	1	.	.	2	.	.
Odenigbo, Ifeadi	12	16	6	22	12.0-73	10.0-70	.	.	6	.	2	.	.
Gaziano, Joe	11	14	6	20	6.0-38	4.0-18	.	2	3	1-0	.	.	1
Thompson, Jordan	11	8	11	19	1.5-6	.	.	1
Wyatt, Fred	12	9	8	17	1.5-1	.	.	1
Miller, Alex	12	7	4	11	.	.	.	1	1
Fox, Nathan	12	7	4	11	0.5-0	.	.	.	1
Mayo, Alonzo	5	5	5	10	0.5-1	.	.	1
Kuhar, Greg	5	3	4	7
Harris, Matthew	2	5	2	7
Goens, Trent	8	3	2	5	1.0-4	.	1-23
Westphal, Parrker	9	2	3	5
Roberts, Josh	4	3	1	4
Reese, Steven	9	1	2	3
Acker, Corey	7	3	.	3
Campbell, Roderick	9	1	1	2	.	.	.	1
Queiro, Cameron	2	2	.	2
Fitzpatrick, Chris	12	1	1	2
Butler, J.B.	11	1	.	1	1	.	.
Fessler, Charlie	11	1	.	1
Niswander, Hunter	12	1	.	1
Green, Cameron	12	1	.	1
Odell, Tommy	1	.	1	1
Roberts, Jelani	8	1	.	1
Doles, Tommy	12	1	.	1
Bergin, Joe	1	1	.	1
TEAM	10	1-0	.	.	.
Total	12	548	304	852	74-297	26-171	13-138	51	24	8-34	9	.	1
Opponents	12	518	280	798	85.0-301	35-204	8-93	58	46	6-22	7	2	1

*Total team TFL (team stops behind line of scrimmage; not total number of individual TFL)



2016 REGULAR SEASON STATS

DEFENSE GAME-BY-GAME

TOTAL TACKLES	UA-A	TOT	WMU	ILS	DU	NEB	IOWA	MSU	IND	OSU	WIS	PUR	MINN	ILL
Igwebuike, G.	75-26	101	9-3	3-1	4-2	13-2	5-2	6-3	6-2	4-4	9-1	8-0	3-5	5-1
Walker, Jr. A.	58-40	98	5-2	4-3	4-1	2-2	5-5	4-3	10-1	1-7	5-4	7-5	5-4	6-3
Hall, Nate	41-25	66	4-1	6-1	3-0	2-3	1-3	2-0	2-2	3-4	5-1	3-4	4-4	6-2
Prater, Jaylen	31-30	61	9-9	5-2	3-2	1-7	5-3	2-3	6-1	0-3	DNP	DNP	DNP	DNP
Hartage, Montre	46-10	56	6-1	9-0	4-0	3-1	3-0	1-1	7-2	3-1	2-1	1-0	1-2	6-1
Queiro, Kyle	30-20	50	3-3	3-1	DNP	DNP	3-1	3-4	4-1	3-5	3-0	0-1	5-4	3-0
Jones, Joseph	24-19	43	2-2	4-2	2-3	0-3	3-2	0-2	3-0	0-1	6-2	0-1	2-1	2-0
Washington, X.	19-17	36	1-2	2-0	4-1	1-2	4-1	DNP	0-2	2-2	1-4	2-1	1-2	1-0
McGee, Jared	25-10	35	0-1	-	5-4	7-3	1-0	1-1	2-0	3-0	1-0	2-0	3-1	-
Walsh, Brett	21-13	34	1-0	-	-	0-1	-	-	-	3-2	6-2	6-3	4-4	1-1
Williams, Trae	28-6	34	-	1-0	7-0	6-0	3-1	1-1	DNP	DNP	5-2	2-0	0-2	3-0
McShepard, M.	22-6	28	-	1-0	-	-	-	-	7-0	5-3	1-0	1-0	3-2	4-1
Lancaster, T.	13-13	26	-	2-0	1-0	3-3	-	0-2	-	2-3	5-3	0-1	0-1	-
Robbins, C.J.	18-8	26	-	4-1	-	1-2	4-1	0-2	1-0	3-0	0-1	1-0	1-1	3-0
Odenigbo, I.	16-6	22	2-2	1-0	0-1	0-1	4-1	3-1	3-0	-	1-0	-	1-0	1-0
Gaziano, Joe	14-6	20	1-2	1-0	2-1	1-1	-	3-1	1-0	1-1	2-0	2-0	DNP	-
Thompson, J.	8-11	19	DNP	-	0-3	-	1-2	1-1	-	0-2	4-1	1-0	1-2	-
Wyatt, Fred	9-8	17	2-2	0-1	1-0	0-1	-	0-2	3-0	-	-	3-0	0-1	0-1
Fox, Nathan	7-4	11	1-0	-	2-0	0-1	-	0-1	0-1	1-0	-	1-1	-	2-0
Miller, Alex	7-4	11	1-1	1-0	-	-	-	0-1	-	0-1	-	2-1	-	3-0
Mayo, Alonzo	5-5	10	1-1	-	DNP	DNP	3-2	0-2	1-0	DNP	DNP	DNP	DNP	DNP
Kuhar, Greg	3-4	7	1-0	-	1-3	1-1	-	DNP	DNP	DNP	DNP	DNP	DNP	DNP
Harris, Matthew	5-2	7	3-2	2-0	DNP	DNP	DNP	DNP	DNP	DNP	DNP	DNP	DNP	DNP
Goens, Trent	3-2	5	-	2-0	DNP	DNP	DNP	1-2	-	DNP	-	-	-	-
Westphal, P.	2-3	5	-	-	2-1	-	0-1	0-1	-	-	-	DNP	DNP	DNP
Roberts, Josh	3-1	4	DNP	DNP	DNP	DNP	DNP	DNP	1-0	-	-	2-1	DNP	DNP
Reese, Steven	1-2	3	DNP	DNP	DNP	-	0-1	0-1	-	-	-	-	-	1-0
Acker, Corey	3-0	3	DNP	DNP	-	DNP	DNP	DNP	-	-	1-0	-	-	2-0
Campbell, R.	1-1	2	-	-	-	-	-	-	-	0-1	DNP	1-0	DNP	DNP
Queiro, Cameron	2-0	2	DNP	DNP	DNP	1-0	1-0	DNP	DNP	DNP	DNP	DNP	DNP	DNP
Fitzpatrick, C.	1-1	2	-	-	-	-	-	0-1	1-0	-	-	-	-	-
Doles, Tommy	1-0	1	-	-	-	-	-	-	-	-	-	-	-	1-0
Green, Cameron	1-0	1	-	-	-	-	-	-	-	-	-	1-0	-	-
Niswander, H.	1-0	1	-	-	-	-	1-0	-	-	-	-	-	-	-
Roberts, Jelani	1-0	1	DNP	-	1-0	-	DNP	DNP	-	-	-	-	-	DNP
Fessler, C.	1-0	1	-	-	-	-	1-0	DNP	-	-	-	-	-	-
Butler, J.B.	1-0	1	DNP	-	-	-	-	-	-	-	-	-	-	1-0
Bergin, Joe	1-0	1	DNP	DNP	DNP	DNP	DNP	DNP	DNP	DNP	DNP	1-0	DNP	DNP
Odell, Tommy	0-1	1	DNP	DNP	DNP	DNP	DNP	DNP	DNP	DNP	DNP	0-1	DNP	DNP

2016 REGULAR SEASON STATS

DEFENSE GAME-BY-GAME

SACKS	UA-A	TOT	WMU	ILS	DU	NEB	IOWA	MSU	IND	OSU	WIS	PUR	MINN	ILL
Odenigbo, I.	10-0	10.0	-	1.0-8	-	-	4.0-24	2.0-20	1.0-9	-	-	-	1.0-4	1.0-5
Washington, X. DL	4-0	4.0	-	-	1.0-7	-	1.0-8	DNP	-	-	-	1.0-6	-	1.0-9
Gaziano, Joe DL	4-0	4.0	-	-	-	-	-	1.0-7	1.0-6	-	-	2.0-5	DNP	-
Robbins, C.J. DL	3-0	3.0	-	1.0-3	-	-	-	-	-	1.0-6	-	-	-	1.0-10
Jones, Joseph LB	2-0	2.0	-	1.0-3	-	-	1.0-10	-	-	-	-	-	-	-
Walker, Jr. A. LB	2-0	2.0	-	-	1.0-6	-	-	1.0-7	-	-	-	-	-	-
Walsh, Brett LB	1-0	1.0	1.0-8	-	-	-	-	-	-	-	-	-	-	-
INT. RETURNS	No-Yds	WMU	ILS	DU	NEB	IOWA	MSU	IND	OSU	WIS	PUR	MINN	ILL	
Hartage, Montre	5-70	-	1-0	-	-	-	-	1-0	-	-	2-4	-	1-66	
McGee, Jared	2-25	-	1-25	-	-	-	1-0	-	-	-	-	-	-	
Williams, Trae	1-0	-	-	-	-	1-0	-	DNP	DNP	-	-	-	-	
McShepard, M.	1-0	-	-	-	-	-	-	-	-	-	-	1-0	-	
Igwebuike, G.	1-3	-	-	1-3	-	-	-	-	-	-	-	-	-	
Walker, Jr. A.	1-17	-	-	-	-	-	-	-	-	-	1-17	-	-	
Queiro, Kyle	1-0	-	-	DNP	DNP	-	-	1-0	-	-	-	-	-	
Goens, Trent	1-23	-	-	DNP	DNP	DNP	-	-	DNP	-	1-23	-	-	
FUMBLE RETURNS	No-Yds	WMU	ILS	DU	NEB	IOWA	MSU	IND	OSU	WIS	PUR	MINN	ILL	
Igwebuike, G.	1-23	-	-	-	-	-	-	-	-	-	-	-	1-23	
Walker, Jr. A.	1-11	-	-	1-11	-	-	-	-	-	-	-	-	-	
FUMBLES	No-Lost	WMU	ILS	DU	NEB	IOWA	MSU	IND	OSU	WIS	PUR	MINN	ILL	
Thorson, C.	6-5	1-1	1-0	-	-	-	-	-	-	1-1	-	2-2	1-1	
Jackson, Justin	1-1	-	-	-	-	1-1	-	-	-	-	-	-	-	
Hruby, Tom	1-0	DNP	DNP	DNP	DNP	DNP	DNP	DNP	DNP	DNP	1-0	DNP	DNP	
FUMBLES FORCED	Number	WMU	ILS	DU	NEB	IOWA	MSU	IND	OSU	WIS	PUR	MINN	ILL	
Walker, Jr. A.	3	-	-	1	-	-	-	-	-	-	-	1	1	
Odenigbo, I.	2	-	-	-	-	1	1	-	-	-	-	-	-	
Robbins, C.J.	2	-	-	-	-	1	-	-	-	-	-	-	1	
Igwebuike, G.	1	-	-	-	1	-	-	-	-	-	-	-	-	
Butler, J.B.	1	DNP	-	-	-	-	-	-	-	-	-	-	1	
FUMBLES RECOVERED	Number	WMU	ILS	DU	NEB	IOWA	MSU	IND	OSU	WIS	PUR	MINN	ILL	
Walker, Jr. A.	2	-	-	1	-	-	-	-	-	-	-	1	-	
Gaziano, Joe	1	-	-	-	-	-	1	-	-	-	-	DNP	-	
Jones, Joseph	1	-	-	-	1	-	-	-	-	-	-	-	-	
TEAM	1	-	DNP	-	1	-	-	-	-	DNP	-	-	-	
Queiro, Kyle	1	-	-	DNP	DNP	-	-	-	-	-	-	-	1	
Igwebuike, G.	1	-	-	-	-	-	-	-	-	-	-	-	1	
Williams, Trae	1	-	-	-	-	-	-	DNP	DNP	-	-	-	1	



2016 REGULAR SEASON STATS

TEAM COMPARISON

OPPONENT	SCORE	1ST DNS (RUN/PASS/PEN)	RUSHING	PASSING	PASS YDS	TOTAL OFFENSE	RET YDS	T/O
W. Michigan	21-22	15/27(7/15, 8/12, 0/0)	31-123/48-198	15-22-0/26-36-0	196/218	53-319/84-416	115/13	1/0
ILLINOIS STATE	7-9	16/25 (4/8, 10/15, 2/2)	31-86/30-85	17-41-0/30-41-2	191/287	72-277/71-372	53/23	0/2
DUKE	24-13	22/23 (7/7, 11/15, 4/1)	44-86/34-117	18-39-2/27-49-1	320/279	83-406/83-396	84/45	2/2
NEBRASKA	13-24	23/26 (9/12, 12/12, 2/2)	32-137/47-310	25-38-2/18-29-0	251/246	70-388/76-556	89/21	2/2
Iowa	38-31	20/15 (8/6, 9/9, 3/0)	42-198/41-79	18-30-0/19-27-1	164/204	72-362/68-283	47/254	1/1
Michigan State	54-40	26/18 (13/3, 12/15, 1/0)	51-209/23-51	27-35-1/27-42-1	281/424	86-490/65-475	144/144	1/2
INDIANA	24-14	26/23 (8/6, 16/14, 2/3)	44-123/27-84	24-44-0/35-59-2	285/317	88-408/86-401	104/59	0/2
Ohio State	20-24	21/23 (6/13, 15/10, 0/0)	29-148/41-208	23-44-1/21-32-0	258/223	73-406/73-431	12/27	1/0
WISCONSIN	7-21	14/20 (2/11, 12/8, 0/1)	19-39/57-190	28-52-0/13-22-0	277/143	71-316/79-333	18/60	1/0
Purdue	45-17	28/22 (14/9, 14/13, 0/0)	46-253/32-130	23-37-2/29-51-4	352/264	83-605/83-394	104/160	2/4
Minnesota	12-29	21/15 (6/8, 13/7, 2/0)	33-63/40-131	28-45-0/14-25-1	276/197	78-339/65-328	60/65	2/2
ILLINOIS	42-21	22/25 (10/6, 9/18, 3/1)	49-278/26-57	13-20-0/28-54-1	121/377	69-399/80-434	98/110	1/4
Totals	307-265	254/262 (94/104, 141/148, 19/10)	451-1743/446-1640	259-447-8/287-467-13	2972/3179	898-4715/913-4819	928/981	14/21

	3RD DOWN	4TH DOWN	TIME OF POSS	MARGIN	YDS/RUSH	YDS/PASS	YDS/PLAY	PUNTING	PENALTIES
W. MICHIGAN	4-10/7-17	2-3/4-4	20:56/39:04	-18:08	4.0/4.1	8.9/6.1	6.0/5.0	3-51.0/2-43.5	2-20/3-30
ILLINOIS STATE	5-18/3-13	3-4/1-1	25:42/34:18	-8:36	2.8/2.8	4.7/7.0	3.8/5.2	7-45.3/6-48.5	6-70/9-89
DUKE	8-19/5-17	0-0/1-3	32:53/27:07	5:46	2.0/3.4	8.2/5.7	4.9/4.8	8-42.9/8-46.0	5-37/7-62
NEBRASKA	5-14/7-14	0-2/1-1	24:37/35:23	-10:46	4.3/6.6	6.6/8.5	5.5/7.3	6-40.5/5-38.6	4-36/4-60
Iowa	6-16/6-16	2-2/0-0	28:21/31:39	-3:18	4.7/1.9	5.5/7.6	5.0/4.2	7-43.9/8-40.1	1-5/6-70
Michigan State	10-19/5-16	1-1/0-1	35:34/24:26	11:08	4.1/2.2	8.0/10.1	5.7/7.3	6-35.7/5-46.2	4-25/5-34
INDIANA	5-17/5-19	1-3/3-6	31:08/28:52	2:16	2.8/3.1	6.5/5.4	4.6/4.7	9-35.9/5-45.4	6-43/5-53
Ohio State	8-16/10-17	2-2/0-0	27:20/32:40	-5:20	5.1/5.1	5.9/7.0	5.6/5.9	4-39.2/5-36.6	2-20/2-10
WISCONSIN	5-18/7-19	1-4/0-1	19:35/40:25	-20:50	2.1/3.3	5.3/6.5	4.5/4.2	8-39.8/7-37.3	5-28/1-10
Purdue	10-16/6-16	0-2/2-4	30:46/29:14	1:32	5.5/4.1	9.5/5.2	7.3/4.7	2-29.5/4-36.5	0-0/2-15
Minnesota	2-15/4-13	1-4/0-0	30:35/29:25	1:10	1.9/3.3	6.1/7.9	4.3/5.0	6-36.2/6-40.3	3-20/6-50
ILLINOIS	6-14/4-15	0-1/2-3	29:32/30:28	-0:56	5.7/2.2	6.1/7.0	5.8/5.4	6-41.7/6-41.0	5-50/6-60
Totals	74-192/69-192	13-28/14-24	336:59/383:01	-46:02	3.9/3.7	6.6/6.8	5.3/5.3	72-40.3/67-41.7	354/543

Note: Game totals are displayed in the format TEAM/OPPONENT for each category

RED ZONE CHART

Northwestern Inside Opponent's Red Zone

Opponent	Score	Times In RZ	Times Scored	Total Pts	Total TDs	Total TDs	TDs	FG	FGA	Failed to score inside RZ	Downs	Int	Fumb	Half	Game
Western Michigan L, 21-22		3	2	14	2	2	0	0	0	0	0	0	1	0	0
Illinois State L, 7-9		2	1	7	1	0	1	0	1	0	0	0	0	0	0
Duke W, 24-13		1	0	0	0	0	0	0	1	0	0	0	0	0	0
Nebraska L, 13-24		1	0	0	0	0	0	0	1	0	0	0	0	0	0
Iowa W, 38-31		4	4	24	3	1	2	1	0	0	0	0	0	0	0
Michigan State W, 54-40		3	3	17	2	1	1	1	0	0	0	0	0	0	0
Indiana W, 24-14		3	2	10	1	0	1	1	0	1	0	0	0	0	0
Ohio State L, 20-24		4	4	20	2	1	1	2	0	0	0	0	0	0	0
Wisconsin L, 7-21		2	1	7	1	0	1	0	0	0	0	1	0	0	0
Purdue W, 45-17		7	5	31	4	3	1	1	0	1	1	0	0	0	0
Minnesota L, 12-29		4	2	12	2	1	1	0	0	2	0	0	0	0	0
Illinois W, 42-21		4	4	28	4	3	1	0	0	0	0	0	0	0	0
Totals		38	28	170	22	12	10	6	3	4	1	2	0	0	0

28 of 38 (73.7%)

Opponents Inside Northwestern's Red Zone

Opponent	Score	Times In RZ	Times Scored	Total Pts	Total TDs	Total TDs	TDs	FG	FGA	Failed to score inside RZ	Downs	Int	Fumb	Half	Game
Western Michigan L, 21-22		4	4	19	2	1	1	2	0	0	0	0	0	0	0
Illinois State L, 7-9		4	2	9	1	1	0	1	1	0	1	0	0	0	0
Duke W, 24-13		4	2	13	2	2	0	0	1	0	0	1	0	0	0
Nebraska L, 13-24		5	4	24	3	2	1	1	0	0	0	1	0	0	0
Iowa W, 38-31		5	5	31	4	3	1	1	0	0	0	0	0	0	0
Michigan State W, 54-40		3	3	16	2	0	2	1	0	0	0	0	0	0	0
Indiana W, 24-14		4	3	12	1	1	0	2	0	1	0	0	0	0	0
Ohio State L, 20-24		4	3	17	2	2	0	1	0	0	0	0	0	1	0
Wisconsin L, 7-21		3	2	11	1	1	0	1	1	0	0	0	0	0	0
Purdue W, 45-17		3	2	10	1	1	0	1	0	1	0	0	0	0	0
Minnesota L, 12-29		5	5	26	3	2	1	2	0	0	0	0	0	0	0
Illinois W, 42-21		5	3	21	3	1	2	0	0	1	0	1	0	0	0
Totals		49	38	209	25	17	8	13	3	3	1	3	1	0	0

38 of 49 (77.6%)

2016 REGULAR SEASON STATS

NORTHWESTERN STARTING LINEUPS

OFFENSE

Opponent	WR	WR	LT	LG	C	RG	RT	WR	QB	SB	RB
W. MICHIGAN	Carr	Nagel	Hance	Mahoney	North	Doles	Olson	Scanlan	Thorson	Dickerson	Jackson
ILLINOIS STATE	Carr	Nagel	Hance	Mahoney	North	Doles	Olson	Scanlan	Thorson	Dickerson	Jackson
DUKE	Carr	Nagel	Hance	Mahoney	North	Doles	Olson	Scanlan	Thorson	Dickerson	Jackson
NEBRASKA	Carr	Nagel	Hance	Mahoney	North	Doles	Olson	Scanlan	Thorson	Dickerson	Jackson
at Iowa	Carr	Nagel	Hance	Mahoney	North	Doles	Olson	Scanlan	Thorson	Dickerson	Jackson
at Michigan State	Prather (SB)	Green (SB)	Hance	Butler	North	Doles	Olson	Thomas (OL)	Thorson	Dickerson	Jackson
INDIANA	Carr	Nagel	Hance	Butler	North	Doles	Olson	Vault	Thorson	Prather	Jackson
at Ohio State	Carr	Wilson	Hance	Butler	North	Doles	Olson	Scanlan	Thorson	Dickerson	Jackson
WISCONSIN	Carr	Nagel	Hance	Butler	North	Doles	Olson	Scanlan	Thorson	Dickerson	Jackson
at Purdue	Carr	Nagel	Hance	Butler	North	Doles	Olson	Scanlan	Thorson	Dickerson	Jackson
at Minnesota	Carr	Nagel	Hance	Butler	North	Doles	Olson	Scanlan	Thorson	Dickerson	Jackson
ILLINOIS	Carr	Nagel	Hance	Mahoney	North	Butler	Doles	Scanlan	Thorson	Dickerson	Jackson

DEFENSE

Opponent	DE	DT	DT	DE	OLB	MLB	OLB	CB	S	S	CB
W. MICHIGAN	Washington	Wyatt	Lancaster	Odenigbo	Prater	Walker, Jr.	Jones	Harris	Igwebuike	K. Queiro	Hartage
ILLINOIS STATE	Washington	Wyatt	Lancaster	Robbins	Prater	Walker, Jr.	Hall	Harris	Igwebuike	K. Queiro	Hartage
DUKE	Washington	Wyatt	Lancaster	Robbins	Prater	Walker, Jr.	Jones	Williams	Igwebuike	McGee	Hartage
NEBRASKA	Washington	Thompson	Lancaster	Robbins	Prater	Walker, Jr.	Hall	Williams	Igwebuike	McGee	Hartage
at Iowa	Washington	Thompson	Lancaster	Robbins	Prater	Walker, Jr.	Jones	Williams	Igwebuike	K. Queiro	Hartage
at Michigan State	Odenigbo	Thompson	Lancaster	Robbins	Prater	Walker, Jr.	Hall	Williams	Igwebuike	K. Queiro	Hartage
INDIANA	Odenigbo	Thompson	Lancaster	Robbins	Prater	Walker, Jr.	Hall	Mayo	Igwebuike	K. Queiro	Hartage
at Ohio State	Odenigbo	Thompson	Lancaster	Robbins	Prater	Walker, Jr.	Hall	McShepard	Igwebuike	K. Queiro	Hartage
WISCONSIN	Odenigbo	Thompson	Lancaster	Robbins	Walsh	Walker, Jr.	Hall	Williams	Igwebuike	K. Queiro	Hartage
at Purdue	Washington	Thompson	Lancaster	Robbins	Walsh	Walker, Jr.	Jones	Williams	Igwebuike	McGee	Hartage
at Minnesota	Washington	Thompson	Lancaster	Robbins	Walsh	Walker, Jr.	Hall	Williams	Igwebuike	K. Queiro	Hartage
ILLINOIS	Washington	Thompson	Lancaster	Robbins	Walsh	Walker, Jr.	Hall	Williams	Igwebuike	K. Queiro	Hartage

TEAM GAME HIGHS

	Northwestern		Opponent	
Points	54	at Michigan State	40	Michigan State
First Downs	28	at Purdue	27	Western Michigan
Rushes	51	at Michigan State	57	Wisconsin
Yards Rushing	278	Illinois	310	Nebraska
Yards Per Rush	5.7	Illinois	6.6	Nebraska
TD Rushes	5	Illinois	3	Iowa
				Ohio State
Pass attempts	52	Wisconsin	59	Indiana
Pass completions	28	Wisconsin	35	Indiana
		at Minnesota		
Yards Passing	352	at Purdue	424	Michigan State
Yards Per Pass	9.5	at Purdue	10.1	Michigan State
TD Passes	3	Five times	4	Michigan State
Total Plays	88	Indiana	86	Indiana
Total Offense	605	at Purdue	556	Nebraska
Yards Per Play	7.3	at Purdue	7.3	Nebraska
Sacks By	6	at Iowa	7	Minnesota
Penalties	6	Illinois State	9	Illinois State
		Indiana		
Penalty Yards	70	Illinois State	89	Illinois State
Turnovers	2	Four times	4	Purdue
				Illinois
Interceptions By	4	at Purdue	2	Three times
Punts	9	Indiana	8	Duke
				Iowa
Punting Avg	51.0	Western Michigan	48.5	Illinois State
Long Punt	62	Illinois State	61	Michigan State
		at Michigan State		Illinois
Punts inside 20	3	Illinois State	6	Wisconsin
Long Punt Return	47	at Iowa	38	Iowa

NORTHWESTERN INDIVIDUAL GAME HIGHS

Rushes	34	Jackson, Justin at Michigan State	TD Receptions	3	Carr, Austin at Iowa
Yards Rushing	188	Jackson, Justin at Michigan State	Long Reception	58	Carr, Austin vs Duke
TD Rushes	3	Jackson, Justin vs Western Michigan	Field Goals	2	Mitchell, Jack at Ohio State
		Jackson, Justin vs Illinois	Long Field Goal	40	Mitchell, Jack vs Duke
Long Rush	58	Jackson, Justin at Iowa	Punts	8	Niswander, Hunter vs Duke
Pass attempts	52	Thorson, Clayton vs Wisconsin			Niswander, Hunter vs Indiana
Pass completions	28	Thorson, Clayton vs Wisconsin			Niswander, Hunter vs Wisconsin
		Thorson, Clayton at Minnesota	Punting Avg	51.0	Niswander, Hunter vs Western Michigan
Yards Passing	352	Thorson, Clayton at Purdue	Long Punt	62	Niswander, Hunter vs Illinois State
TD Passes	3	Thorson, Clayton vs Duke			Niswander, Hunter at Michigan State
		Thorson, Clayton at Iowa	Punts inside 20	3	Niswander, Hunter vs Illinois State
		Thorson, Clayton at Michigan State	Long Punt Return	47	Nagel, Flynn at Iowa
		Thorson, Clayton vs Indiana	Long Kickoff Return	95	Vault, Solomon at Michigan State
		Thorson, Clayton at Purdue	Tackles	18	Prater, Jaylen vs Western Michigan (Sep 03, 2016)
Long Pass	58	Thorson, Clayton vs Duke	Sacks	4.0	Odenigbo, Ifeadi at Iowa (Oct 01, 2016)
Receptions	12	Carr, Austin vs Wisconsin	Tackles For Loss	4.0	Odenigbo, Ifeadi at Iowa (Oct 01, 2016)
Yards Receiving	158	Carr, Austin at Ohio State	Interceptions	2	Hartage, Montre at Purdue (Nov 12, 2016)



2016 REGULAR SEASON STATS

LONG PLAYS

Yards	Type	Player(s)	Opponent	Long	Plays By Yards	No.	TD	Long Plays	By Type	No.	TD
95*	KR	Vault, Solomon	Michigan State	100+	0	0		Rushing	20	7	
66	INT	Hartage, Montre	Illinois	90-99	1	1		Passing	35	11	
58*	Rush	Jackson, Justin	Iowa	80-89	0	0		Punt returns	1	0	
58*	Pass	Carr, Austin from Thorson, Clayton	Duke	70-79	0	0		Kick returns	13	1	
57*	Pass	Nagel, Flynn from Thorson, Clayton	Michigan State	60-69	1	0		Interceptions	3	0	
54*	Rush	Jackson, Justin	Illinois	50-59	4	4		Fumble returns	1	0	
47	PR	Nagel, Flynn	Iowa	40-49	6	5		Other	0	0	
46*	Rush	Jackson, Justin	Western Michigan	30-39	20	3		TOTAL	73	19	
44*	Pass	Vault, Solomon from Thorson, Clayton	Duke	20-29	41	6					
43*	Rush	Moten IV, John	Illinois								
42*	Rush	Thorson, Clayton	Nebraska								
42*	Pass	Dickerson, Garrett from Thorson, Clayton	Purdue								
37	Pass	Carr, Austin from Thorson, Clayton	Purdue								
37	Pass	Jackson, Justin from Thorson, Clayton	Western Michigan								
37	KR	Vault, Solomon	Western Michigan								
36	Pass	Carr, Austin from Thorson, Clayton	Indiana								
35	KR	Vault, Solomon	Western Michigan								
35	Rush	Jackson, Justin	Iowa								
35	Rush	Thorson, Clayton	Ohio State								
35	Rush	Jackson, Justin	Illinois								
35	Pass	Wilson, Macan from Thorson, Clayton	Duke								
35	KR	Vault, Solomon	Nebraska								
35	Pass	Carr, Austin from Thorson, Clayton	Ohio State								
34	Pass	Wilson, Macan from Thorson, Clayton	Illinois State								
34*	Pass	Carr, Austin from Thorson, Clayton	Indiana								
33	Pass	Nagel, Flynn from Thorson, Clayton	Duke								
33*	Pass	Carr, Austin from Thorson, Clayton	Purdue								
32*	Pass	Wilson, Macan from Thorson, Clayton	Indiana								
32	Pass	Carr, Austin from Thorson, Clayton	Wisconsin								
31	Pass	Scanlan, Andrew from Thorson, Clayton	Purdue								
30	KR	Vault, Solomon	Illinois State								
30	Pass	Carr, Austin from Thorson, Clayton	Ohio State								
29*	Pass	Carr, Austin from Thorson, Clayton	Michigan State								
29*	KR	Vault, Solomon	Indiana								
29*	Rush	Jackson, Justin	Michigan State								
29	Pass	Carr, Austin from Thorson, Clayton	Duke								
29	Pass	Carr, Austin from Thorson, Clayton	Western Michigan								
29	Pass	Wilson, Macan from Thorson, Clayton	Purdue								
28	Rush	Jackson, Justin	Wisconsin								
28	Pass	Dickerson, Garrett from Thorson, Clayton	Wisconsin								
27	Pass	Carr, Austin from Thorson, Clayton	Ohio State								
27	KR	Nagel, Flynn	Nebraska								
27	Rush	Jackson, Justin	Illinois								
27	Rush	Jackson, Justin	Indiana								
27	Rush	Moten IV, John	Purdue								
26*	Rush	Jackson, Justin	Michigan State								
26*	Pass	Dickerson, Garrett from Thorson, Clayton	Duke								
26*	Rush	Moten IV, John	Purdue								
25	Pass	Scanlan, Andrew from Thorson, Clayton	Minnesota								
25	INT	McGee, Jared	Illinois State								
25*	Pass	Carr, Austin from Thorson, Clayton	Iowa								
24	Rush	Jackson, Justin	Ohio State								
24*	Pass	Carr, Austin from Thorson, Clayton	Nebraska								
24	KR	Nagel, Flynn	Michigan State								
24	KR	Vault, Solomon	Indiana								
23	Pass	Carr, Austin from Thorson, Clayton	Nebraska								
23	FR	Igwebuike, Godwin	Illinois								
23	INT	Goens, Trent	Purdue								
23	KR	Vault, Solomon	Western Michigan								
22	Rush	Jackson, Justin	Ohio State								
22	KR	Vault, Solomon	Nebraska								
22	Rush	Jackson, Justin	Michigan State								
22	Pass	Carr, Austin from Thorson, Clayton	Wisconsin								
21	Rush	Jackson, Justin	Duke								
21	Pass	Nagel, Flynn from Thorson, Clayton	Minnesota								
20	KR	Vault, Solomon	Western Michigan								
20	Pass	Scanlan, Andrew from Thorson, Clayton	Purdue								
20	KR	Vault, Solomon	Minnesota								
20	Pass	Carr, Austin from Thorson, Clayton	Minnesota								
20	Pass	Moten IV, John from Thorson, Clayton	Purdue								
20	Pass	Carr, Austin from Thorson, Clayton	Duke								
20	Rush	Moten IV, John	Illinois								
20	Pass	Scanlan, Andrew from Thorson, Clayton	Michigan State								

20-Yard Plus by Player

Player	No.	TD	R	P	KR	PR	IR	FR
Carr, Austin	18	6	0	18	0	0	0	0
Jackson, Justin	15	5	14	1	0	0	0	0
Vault, Solomon	12	2	0	1	11	0	0	0
Nagel, Flynn	6	1	0	3	2	1	0	0
Moten IV, John	5	1	4	1	0	0	0	0
Wilson, Macan	4	1	0	4	0	0	0	0
Scanlan, Andrew	4	0	0	4	0	0	0	0
Dickerson, Garrett	3	2	0	3	0	0	0	0
Thorson, Clayton	2	1	2	0	0	0	0	0
Hartage, Montre	1	0	0	0	0	0	1	0
McGee, Jared	1	0	0	0	0	0	1	0
Igwebuike, Godwin	1	0	0	0	0	0	0	1
Goens, Trent	1	0	0	0	0	0	1	0
TOTAL	73	19	20	35	13	1	3	1

Longest Play of the Year

Rushing

58 Jackson, Justin vs. Iowa (10/1/16)

Rushing Touchdown

58 Jackson, Justin vs. Iowa (10/1/16)

Passing

58 Carr, Austin from Thorson, Clayton vs. Duke (9/17/16)

Passing Touchdown

58 Carr, Austin from Thorson, Clayton vs. Duke (9/17/16)

Punt Return

47 Nagel, Flynn vs. Iowa (10/1/16)

Kick Return

95 Vault, Solomon vs. Michigan State (10/15/16)

Interception Return

66 Hartage, Montre vs. Illinois (11/26/16)

Fumble Return

23 Igwebuike, Godwin vs. Illinois (11/26/16)

Punt

62 Niswander, Hunter vs. Michigan State (10/15/16)
62 Niswander, Hunter vs. Illinois State (9/10/16)

Field Goal

40 Mitchell, Jack vs. Duke (9/17/16)

2016 REGULAR SEASON STATS

YEAR-BY-YEAR RECORDS

Year	W	L	T	Coach
1882	1	1	0	None
1883	0	0	0	None
1884	0	0	0	None
1885	0	0	0	None
1886	0	1	0	None
1887	0	0	0	None
1888	2	1	0	None
1889	2	2	0	None
1890	4	1	1	None
1891	2	2	3	Knowlton L. Ames
1892	5	3	2	Knowlton L. Ames
1893	2	5	3	Paul Noyes
1894	4	5	0	A.A. Ewing
1895	6	5	0	Alvin H. Culver
1896	6	1	2	Alvin H. Culver
1897	5	3	0	Jesse Van Doozer
1898	9	4	1	W.H. Bannard
1899	6	6	0	C.M. Hollister
1900	7	2	3	C.M. Hollister
1901	8	2	1	C.M. Hollister
1902	6	6	0	C.M. Hollister
1903 *	10	1	3	Walter McCornack
1904	8	2	0	Walter McCornack
1905	8	2	1	Walter McCornack
1906	—	—	—	No Varsity Team
1907	—	—	—	No Varsity Team
1908	2	2	0	Alton Johnson
1909	1	3	1	Bill Horr
1910	1	3	1	C.E. Hammett
1911	3	4	0	C.E. Hammett
1912	2	3	1	C.E. Hammett
1913	1	6	0	Dennis Grady
1914	1	6	0	Fred Murphy
1915	2	5	0	Fred Murphy
1916	6	1	0	Fred Murphy
1917	5	2	0	Fred Murphy
1918	2	2	1	Fred Murphy
1919	2	5	0	Charles Bachman
1920	3	4	0	Elmer McDevitt
1921	1	6	0	Elmer McDevitt
1922	3	3	1	Glenn Thistlethwaite
1923	2	6	0	Glenn Thistlethwaite
1924	4	4	0	Glenn Thistlethwaite
1925	5	3	0	Glenn Thistlethwaite
1926 *	7	1	0	Glenn Thistlethwaite
1927	4	4	0	Dick Hanley
1928	5	3	0	Dick Hanley
1929	6	3	0	Dick Hanley
1930 *	7	1	0	Dick Hanley
1931 *	7	1	1	Dick Hanley
1932	3	4	1	Dick Hanley
1933	1	5	2	Dick Hanley
1934	3	5	0	Dick Hanley
1935	4	3	1	Lynn Waldorf
1936 *	7	1	0	Lynn Waldorf
1937	4	4	0	Lynn Waldorf
1938	4	2	2	Lynn Waldorf
1939	3	4	1	Lynn Waldorf
1940	6	2	0	Lynn Waldorf
1941	5	3	0	Lynn Waldorf
1942	1	9	0	Lynn Waldorf
1943	6	2	0	Lynn Waldorf
1944	1	7	1	Lynn Waldorf
1945	4	4	1	Lynn Waldorf
1946	4	4	1	Lynn Waldorf
1947	3	6	0	Bob Voigts
1948	8	2	0	Bob Voigts
1949	4	5	0	Bob Voigts
1950	6	3	0	Bob Voigts
1951	5	4	0	Bob Voigts
1952	2	6	1	Bob Voigts
1953	3	6	0	Bob Voigts

Year	W	L	T	Coach
1954	2	7	0	Bob Voigts
1955	0	8	1	Lou Saban
1956	4	4	1	Ara Parseghian
1957	0	9	0	Ara Parseghian
1958	5	4	0	Ara Parseghian
1959	6	3	0	Ara Parseghian
1960	5	4	0	Ara Parseghian
1961	4	5	0	Ara Parseghian
1962	7	2	0	Ara Parseghian
1963	5	4	0	Ara Parseghian
1964	3	6	0	Alex Agase
1965	4	6	0	Alex Agase
1966	3	6	1	Alex Agase
1967	3	7	0	Alex Agase
1968	1	9	0	Alex Agase
1969	3	7	0	Alex Agase
1970	6	4	0	Alex Agase
1971	7	4	0	Alex Agase
1972	2	9	0	Alex Agase
1973	4	7	0	John Pont
1974	3	8	0	John Pont
1975	3	8	0	John Pont
1976	1	10	0	John Pont
1977	1	10	0	John Pont
1978	0	10	1	Rick Venturi
1979	1	10	0	Rick Venturi
1980	0	11	0	Rick Venturi
1981	0	11	0	Dennis Green
1982	3	8	0	Dennis Green
1983	2	9	0	Dennis Green
1984	2	9	0	Dennis Green
1985	3	8	0	Dennis Green
1986	4	7	0	Francis Peay
1987	2	8	1	Francis Peay
1988	2	8	1	Francis Peay
1989	0	11	0	Francis Peay
1990	2	9	0	Francis Peay
1991	3	8	0	Francis Peay
1992	3	8	0	Gary Barnett
1993	2	9	0	Gary Barnett
1994	3	7	1	Gary Barnett
1995 *	10	2	0	Gary Barnett
1996 *	9	3	0	Gary Barnett
1997	5	7	0	Gary Barnett
1998	3	9	0	Gary Barnett
1999	3	8	0	Randy Walker
2000 *	8	4	0	Randy Walker
2001	4	7	0	Randy Walker
2002	3	9	0	Randy Walker
2003	6	7	0	Randy Walker
2004	6	6	0	Randy Walker
2005	7	5	0	Randy Walker
2006	4	8	0	Pat Fitzgerald
2007	6	6	0	Pat Fitzgerald
2008	9	4	0	Pat Fitzgerald
2009	8	5	0	Pat Fitzgerald
2010	7	6	0	Pat Fitzgerald
2011	6	7	0	Pat Fitzgerald
2012	10	3	0	Pat Fitzgerald
2013	5	7	0	Pat Fitzgerald
2014	5	7	0	Pat Fitzgerald
2015	10	3	0	Pat Fitzgerald
2016	6	6	0	Pat Fitzgerald

* Big Ten Champion | u Rose Bowl Champion

COACHES' RECORDS


Year	Coach	W	L	T
1882-90	No coach	9	6	1
1891-92	Knowlton Ames	7	5	5
1893	Paul Noyes	2	5	3
1894	A.A. Ewing	4	5	0
1895-96	Alvin Culver	12	6	2
1897	Jesse Van Doozer	5	3	0
1898	W.H. Bannard	9	4	1
1899-02	C.M. Hollister	27	16	4
1903-05	Walter McCornack	26	5	4
1908	Alton Johnson	2	2	0
1909	Bill Horr	1	3	1
1910-12	C.E. Hammett	6	10	2
1913	Dennis Grady	1	6	0
1914-18	Fred Murphy	16	16	1
1919	Charles Bachman	2	5	0
1920-21	Elmer McDevitt	4	10	0
1922-26	G. Thistlethwaite	21	17	1
1927-34	Dick Hanley	36	26	4
1935-46	Lynn Waldorf	49	45	7
1947-54	Bob Voigts	33	39	1
1955	Lou Saban	0	8	1
1956-63	Ara Parseghian	36	35	1
1964-72	Alex Agase	32	58	1
1973-77	John Pont	12	43	0
1978-80	Rick Venturi	1	31	1
1981-85	Dennis Green	10	45	0
1986-91	Francis Peay	13	51	2
1992-98	Gary Barnett	35	45	1
1999-05	Randy Walker	37	46	0
2006-	Pat Fitzgerald	76	62	0
Totals		614	658	44



LYNN WALDORF
1935-46




ARA PARSEGHIAN
1956-63



GARY BARNETT
1992-98



BOB VOIGTS
1947-54



ALEX AGASE
1964-72



RANDY WALKER
1999-2005



YEAR-BY-YEAR RESULTS

1882

Record: 1-1

Coach: None

Captain: None

L	Lake Forest	(Score n/a)
W	Lake Forest	(Score n/a)

1883

Record: 0-0

Coach: None

Captain: Harry Hamill

No known results

1884

Record: 0-0

Coach: None

Captain: Unknown

No known results

1885

Record: 0-0

Coach: None

Captain: Harry Hamill

No known results

1886

Record: 0-1

Coach: None

Captain: M.E. Fawcett

L	Harvard Prep.	(Score n/a)
---	---------------	-------------

1887

Record: 0-0

Coach: None

Captain: Isaac R. Hitt

No outside games

1888

Record: 2-1

Coach: None

Captain: A.H. Henry

W	16	W. Division HS	6	H	11/20
L	4	Lake Forest	18	A	11/24
W	12	Lake Forest	6	H	12/1

1889

Record: 2-2

Coach: None

Captain: Erman Ridgway

W	18	Evanston HS	4	H	11/9
L	0	Notre Dame	9	H	11/14
L	0	Alumni	25	A	11/23
W	22	Chicago Wanderers	0	A	12/7

1890

Record: 4-1-1

Coach: None

Captain: Thomas Moulding

W	16	Evanston HS	4	H	10/10
W	18	Evanston HS	0	H	10/22
T	0	S. Division HS	0	H	10/30
L	0	Alumni	26	A	11/1
W	22	Beloit	6	H	11/15
W	22	Wisconsin	10	N*	11/26

*Played in Milwaukee

1891

Record: 2-2-3

Coach: Knowlton L. Ames

Captain: Ransom Kennicott

W	8	Evanston HS	0	H	9/30
T	0	Lake Forest	0	H*	10/17
T	0	Wisconsin	0	N**	10/31
W	22	Chicago YMCA	0	H	11/5
T	12	Beloit	12	A	11/14
L	0	Lake Forest	20	A	11/21
L	0	Wisconsin	40	N**	11/29

* Played at Wrigley Field

** Played in Milwaukee

1892

Record: 5-3-2

Coach: Knowlton L. Ames

Captain: Paul Noyes

W	16	Chicago YMCA	0	H	10/1
T	16	Illinois	16	A	10/12
W	36	Beloit	0	H	10/15
T	0	Chicago	0	A	10/22
W	10	Michigan	8	N	10/29
W	6	Chicago	4	H	11/2
L	12	Minnesota	18	A	11/8
W	18	Lake Forest	0	A	11/12
L	6	Wisconsin	20	N*	11/19
L	6	Wisconsin	26	H	11/24

* Played in Milwaukee

1893

Record: 2-5-3

Coach: Paul Noyes

Captain: Frank Griffith

L	0	Denver A.C.	8	N	10/4
L	6	Chicago	12	A	10/18
T	0	Illinois	0	H	10/21
T	12	Lake Forest	12	H	10/27
L	0	Minnesota	16	H	10/30
W	10	Beloit	6	H	11/4
T	6	Chicago	6	H	11/8
W	38	Lake Forest	22	H	11/11
L	6	Michigan	72	A	11/18
L	14	Chicago	22	N	12/16

1894

Record: 4-5

Coach: A.A. Ewing

Captain: Jon Oberne

L	0	Chicago	46	A	10/6
W	14	Evanston HS	0	H	10/11
L	6	Lake Forest	24	A	10/13
W	12	Evanston HS	0	H	10/17
L	6	Beloit	42	A	10/20
W	22	Evanston HS	6	H	10/24
W	12	Lake Forest	8	H	10/26
L	0	Illinois	66	A	11/3
L	0	Chicago	36	H	11/24

1895

Record: 6-5

Coach: Alvin H. Culver

Captain: Jesse Van Doozer

L	6	Wisconsin	12	N	9/21
L	0	Iowa State	36	H	9/28
W	16	Evanston HS	0	H	10/3
W	34	Beloit	6	H	10/5
W	44	Armour Institute	0	H	10/12
W	22	Chicago	6	A	10/19
W	24	L. Forest-Rush Med.	0	H	10/31
W	24	Purdue	6	A	11/2
L	18	Missouri	22	N	11/9
L	0	Chicago	6	H	11/16
L	4	Illinois	38	A	11/23

1896

Record: 6-1-2; 2-1-1

Coach: Alvin H. Culver

Captain: Jesse Van Doozer

W	20	Englewood HS	0	H	10/1
W	4	Chicago A.C.	0	H	10/3
W	42	Armour Institute	0	H	10/7
T	6	Beloit	6	H	10/10
W	16	Chi. Phys. & Surg.	6	H	10/17
W	46	Chicago	6	N	10/24
W	10	Illinois	4	A	11/7
L	6	Chicago	18	H	11/14
T	6	Wisconsin	6	H	11/26

1897

Record: 5-3; 0-2

Coach: Jesse Van Doozer

Captain: Joe Hunter

W	6	Evanston HS	0	H	9/29
W	6	Beloit	0	N	10/9
L	6	Iowa	12	H	10/16
L	6	Chicago	21	A	10/23
W	6	Chi. Phys. & Surg.	0	H	10/30
W	16	Rush Medical	0	H	11/6
W	25	Alumni	0	H	11/13
L	0	Wisconsin	22	H	11/25

1898

Record: 9-4-1; 0-4

Coach: W.H. Bannard

Captain: Clarence Thorne

W	34	NW Division HS	0	H	9/21
W	22	Englewood HS	0	H	9/24
W	18	Hyde Park HS	0	H	9/28
W	57	Dixon College	0	H	10/1
W	17	Beloit	11	H	10/8
W	22	Hahnemann Med.	6	H	10/12
W	11	Chi. Phys. & Surg.	2	H	10/15
W	5	Chicago A.C.	0	H	10/18
L	5	Chicago	34	A	10/22
W	27	Lake Forest	0	H	10/29
L	5	Michigan	6	N	11/5
L	6	Minnesota	17	A	11/12
T	0	Armour Institute	0	H	11/19
L	0	Wisconsin	47	H	11/24

1899

Record: 6-6; 2-2

Coach: C.M. Hollister

Captain: Harry Little

W	24	NU Dental	0	H	9/21
W	29	Englewood HS	0	H	9/23
L	0	Alumni	18	H	9/30
L	0	Rush Medical	6	H	10/7
L	0	Wisconsin	38	A	10/14
L	0	Beloit	11	A	10/21
W	16	Lake Forest	0	H	10/25
L	0	Notre Dame	12	A	10/28
W	11	Minnesota	5	A	11/4
W	29	Purdue	0	H	11/11
W	11	Indiana	6	H	11/18
L	0	Chicago	76	A	11/25

1900

Record: 7-2-3; 2-1-2

Coach: C.M. Hollister

Captain: C.E. Dietz

W	36	Naperville	0	H	9/21
W	29	North Division HS	0	H	9/26
L	0	Chi. Phys. & Surg.	6	H	9/29
W	6	Rush Medical	0	H	10/6
W	12	Indiana	0	H	10/13
W	23	Lake Forest	0	H	10/17
T	0	Illinois	0	H	10/20
T	6	Beloit	6	H	10/27
W	11	Knox	5	H	11/5
W	5	Chicago	0	A	11/10
L	0	Minnesota	21	A	11/17
T	5	Iowa	5	H	11/29

1901

Record: 8-2-1; 3-2

Coach: C.M. Hollister

Captain: C.E. Dietz

W	27	Fort Sheridan	0	H	9/18
W	30	Naperville	0	H	9/21
W	47	Lombard	0	H	9/28
W	12	Lake Forest	0	H	10/5
W	2	Notre Dame	0	H	10/12
L	0	Michigan	29	A	10/19
W	17	Illinois	11	A	10/26
W	6	Chicago	5	A	11/9
T	11	Beloit	11	H	11/16
L	0	Minnesota	16	N	11/23
W	10	Purdue	5	A	11/28

1902

Record: 6-6; 0-4

Coach: C.M. Hollister

Captain: Charles Ward

W	15	Fort Sheridan	0	H	9/20
W	10	Naperville	5	H	9/27
W	11	Chicago Dental	0	H	10/1
W	26	Lake Forest	0	H	10/4
W	11	Rush Medical	0	H	10/11
L	0	Chicago	12	N	10/18
L	0	Knox	15	H	10/25
L	0	Purdue	5	H	11/1
L	0	Wisconsin	51	H	11/8
W	10	Beloit	0	H	11/15
L	0	Illinois	17	H	11/22
L	0	Nebraska	12	A	11/27

1903 (Co-Big Ten Champions)

Record: 10-1-3; 1-0-2

Coach: Walter McCornack

Captain: Harry Fleager

W	17	N. Division HS	5	H	9/19
W	28	Fort Sheridan	0	H	9/22
W	35	Englewood HS	0	H	9/23
W	22	Naperville	6	H	9/28
W	5	Alumni	0	H	9/30
W	24	Lombard	0	H	10/3
W	18	Chicago Dental	11	H	10/7
W	23	Washington (Mo.)	0	A	10/10
T	0	Chicago	0	A	10/17
W	35	Cincinnati	0	A	10/24
W	12	Illinois	11</		

WILDCATS HISTORY

YEAR-BY-YEAR RESULTS

1914
Record: 1-6; 0-6
Coach: Fred Murphy
Captain: Wilbur Hightower

W 7	Lake Forest	0	H	10/3
L 0	Chicago	28	A	10/10
L 0	Indiana	27	A	10/17
L 0	Illinois	33	H	10/24
L 0	Iowa	27	H	11/7
L 6	Purdue	34	H	11/14
L 0	Ohio State	27	A	11/21

1915
Record: 2-5; 0-5
Coach: Fred Murphy
Captain: Austin Stromberg

W 27	Lake Forest	6	H	10/2
L 0	Chicago	7	H	10/9
L 6	Iowa	9	A	10/16
L 6	Illinois	36	A	10/23
W 24	Missouri	6	H	11/6
L 6	Indiana	14	H	11/13
L 0	Ohio State	34	H	11/20

1916
Record: 6-1; 4-1
Coach: Fred Murphy
Captain: A.H. Henry

W 26	Lake Forest	7	H	10/7
W 10	Chicago	0	A	10/21
W 40	Drake	6	H	10/28
W 7	Indiana	0	A	11/4
W 20	Iowa	13	H	11/10
W 38	Purdue	6	H	11/18
L 3	Ohio State	23	A	11/25

1917
Record: 5-2; 3-2
Coach: Fred Murphy
Captain: Robert Randolph

W 48	Lake Forest	0	H	10/6
L 0	Ohio State	40	A	10/13
L 0	Chicago	7	H	10/27
W 12	Purdue	6	A	11/3
W 39	Mich. Agricultural	6	H	11/10
W 25	Iowa	14	H	11/17
W 21	Michigan	12	H	11/24

1918
Record: 2-2-1; 1-1
Coach: Fred Murphy
Captain: Gene McLaughlin

T 0	Great Lakes Navy	0	A	10/26
L 0	Municipal Pier	25	H	11/2
W 47	Knox	7	H	11/9
W 21	Chicago	6	H	11/16
L 7	Iowa	23	A	11/23

1919
Record: 2-5; 1-4
Coach: Charles Bachman
Captain: Robert Koehler

W 20	DePauw	0	H	10/11
L 6	Wisconsin	10	H	10/18
L 0	Chicago	41	A	10/25
L 13	Michigan	16	A	11/1
L 7	Iowa	14	H	11/8
W 3	Indiana	2	H	11/15
L 0	Rutgers	28	A	11/27

1920
Record: 3-4; 2-3
Coach: Elmer McDevitt
Captain: Graham Penfield

W 14	Knox	0	H	10/2
W 17	Minnesota	0	H	10/9
L 7	Wisconsin	27	A	10/16
L 7	Indiana	10	N	10/30
L 0	Iowa	20	A	11/6
W 14	Purdue	0	H	11/13
L 7	Notre Dame	33	H	11/20

1921
Record: 1-6; 0-5
Coach: Elmer McDevitt
Captain: Jack Hathaway

L 0	Beloit	7	H	9/24
L 0	Chicago	41	A	10/1
L 0	Minnesota	28	A	10/8
L 0	Wisconsin	27	H	10/15
W 34	DePaul	0	H	10/29
L 0	Purdue	3	A	11/5
L 0	Iowa	14	H	11/19

1922
Record: 3-3-1; 1-3-1
Coach: Glenn Thistlethwaite
Captain: James Patterson

W 17	Beloit	0	H	10/7
L 7	Chicago	15	A	10/14
T 7	Minnesota	7	A	10/21
L 3	Illinois	6	H	11/4
W 24	Purdue	13	H	11/11
W 58	Monmouth	14	H	11/18
L 3	Iowa	37	A	11/25

1923
Record: 2-6; 0-6
Coach: Glenn Thistlethwaite
Captain: William McElwain

W 21	Beloit	6	H	10/6
L 6	Indiana	7	N	10/13
L 0	Chicago	13	A	10/20
L 0	Illinois	29	N	10/27
L 14	Minnesota	34	A	11/3
W 32	Lake Forest	0	H	11/10
L 3	Purdue	6	A	11/17
L 14	Iowa	17	H	11/24

1924
Record: 4-4; 1-3
Coach: Glenn Thistlethwaite
Captain: Robert Wienecke

W 28	South Dakota	0	H	10/4
W 42	Cincinnati	0	H	10/11
L 3	Purdue	7	H	10/18
W 13	Michigan State	9	H	10/25
W 17	Indiana	7	H	11/1
L 0	Michigan	27	A	11/8
L 0	Chicago	3	A	11/15
L 6	Notre Dame	13	N	11/22

1925
Record: 5-3; 3-1
Coach: Glenn Thistlethwaite
Captain: Tim Lowry

W 14	South Dakota	7	H	10/3
W 17	Carleton	0	H	10/10
L 0	Chicago	6	A	10/17
L 7	Tulane	18	N	10/24
W 17	Indiana	14	H	10/31
W 3	Michigan	2	H	11/7
W 13	Purdue	9	A	11/14
L 10	Notre Dame	13	A	11/21

1926 (Co-Big Ten Champions)
Record: 7-1; 5-0
Coach: Glenn Thistlethwaite
Captain: Ralph Baker

W 34	South Dakota	0	H	10/2
W 31	Carleton	3	H	10/9
W 20	Indiana	0	H	10/16
L 0	Notre Dame	6	H	10/23
W 21	Indiana	0	A	10/30
W 22	Purdue	0	H	11/6
W 38	Chicago	7	H	11/13
W 13	Iowa	6	A	11/20

1927
Record: 4-4; 2-3
Coach: Dick Hanley
Captain: Vic Gustafson

W 47	South Dakota	2	H	10/1
W 13	Utah	6	H	10/8
W 19	Ohio State	13	A	10/15
L 6	Illinois	7	H	10/22
L 19	Missouri	34	H	10/29
L 6	Purdue	18	A	11/5
L 7	Indiana	18	H	11/12
W 12	Iowa	0	H	11/19

1928
Record: 5-3; 2-3
Coach: Dick Hanley
Captain: Walter Holmer

W 14	Butler	0	H	10/6
L 0	Ohio State	10	H	10/13
W 7	Kentucky	0	H	10/20
L 0	Illinois	6	A	10/27
W 10	Minnesota	9	H	11/3
W 7	Purdue	6	H	11/10
L 0	Indiana	6	A	11/17
W 27	Dartmouth	6	H	11/24

1929
Record: 6-3; 3-2
Coach: Dick Hanley
Captain: Henry Anderson

W 27	Cornell (Iowa)	18	H	9/28
W 13	Butler	0	H	10/5
W 7	Wisconsin	0	A	10/12
L 14	Minnesota	26	H	10/19
W 66	Wabash	0	H	10/26
W 7	Illinois	0	H	11/2
W 18	Ohio State	6	A	11/9
L 14	Indiana	19	H	11/16
L 6	Notre Dame	26	H	11/23

1930 (Co-Big Ten Champions)
Record: 7-1; 5-0
Coach: Dick Hanley
Captain: Henry Bruder

W 14	Tulane	0	H	10/4
W 19	Ohio State	2	H	10/11
W 32	Illinois	0	A	10/18
W 45	Centre	7	H	10/25
W 27	Minnesota	6	A	11/1
W 25	Indiana	0	A	11/8
W 20	Wisconsin	7	H	11/15
L 0	Notre Dame	14	H	11/22

1931 (Co-Big Ten Champions)
Record: 7-1-1; 5-1
Coach: Dick Hanley
Captain: Dal Marvil

W 19	Nebraska	7	H	10/3
T 0	Notre Dame	0	N	10/10
W 19	UCLA	0	H	10/17
W 10	Ohio State	0	A	10/24
W 32	Illinois	6	H	10/31
W 32	Minnesota	14	H	11/7
W 7	Indiana	6	H	11/14
W 19	Iowa	0	H	11/21
L 0	Purdue	7	N	11/28

1932
Record: 3-4-1; 2-3-1
Coach: Dick Hanley
Captain: Ernest "Pug" Rentner

W 27	Missouri	0	H	10/1
L 6	Michigan	15	A	10/8
W 26	Illinois	0	A	10/15
T 7	Purdue	7	H	10/22
L 0	Minnesota	7	H	10/29
L 6	Ohio State	20	H	11/5
L 0	Notre Dame	21	N	11/12
W 44	Iowa	6	H	11/19

1933
Record: 1-5-2; 1-4-1
Coach: Dick Hanley
Captain: Jack Heuss

L 0	Iowa	7	N	10/7
T 0	Stanford	0	N	10/14
W 25	Indiana	0	N	10/21
L 0	Ohio State	12	A	10/28
T 0	Minnesota	0	H	11/4
L 0	Illinois	3	H	11/11
L 0	Notre Dame	7	H	11/18
L 0	Michigan	13	H	11/25

1934
Record: 3-5; 2-3
Coach: Dick Hanley
Captain: Al Kawai

W 21	Marquette	12	H	9/29
L 7	Iowa	20	H	10/6
L 0	Stanford	20	A	10/13
L 6	Ohio State	28	H	10/27
W 7	Wisconsin	0	H	11/3
L 3	Illinois	14	H	11/10
W 13	Notre Dame	20	H	11/17
W 13	Michigan	6	A	11/24

1935
Record: 4-3-1; 2-3-1
Coach: Lynn Waldorf
Captains: Wally Cruice, Al Lind


W 14	DePaul	0	H	9/28
L 0	Purdue	7	H	10/5
L 7	Ohio State	28	A	10/19
L 13	Minnesota	21	A	10/26
W 10	Illinois	3	H	11/2
W 14	Notre Dame	7	A	11/9
W 32	Wisconsin	13	H	11/16
T 0	Iowa	0	H	11/23

1936 (Big Ten Champions)
Record: 7-1; 6-0
Coach: Lynn Waldorf
Captain: Steve Reid

W 18	Iowa	7	H	10/3
W 40	North Dakota St.	7	H	10/10
W 14	Ohio State	13	H	10/17
#4 W 13	Illinois	2	A	10/24
#3 W 6	#1 Minnesota	0	H	10/31
#1 W 26	Wisconsin	18	H	11/7
#1 W 9	Michigan	0	A	11/14
#1 L 6	#11 Notre Dame	26	A	11/21



THE 1930 BIG TEN CHAMPIONS





WILDCATS HISTORY

YEAR-BY-YEAR RESULTS

1937

Record: 4-4; 3-3

Coach: Lynn Waldorf

Captain: Don Heap

	W	33		Iowa State	0	H	10/2
	W	7		Michigan	0	H	10/9
	W	14		Purdue	7	H	10/16
#7	L	0	#12	Ohio State	7	A	10/23
	W	14		Wisconsin	6	A	10/30
#19	L	0		Illinois	6	H	11/6
	L	0	#7	Minnesota	7	A	11/13
	L	0	#12	Notre Dame	9	H	11/19

1938

Record: 4-2-2; 2-1-2

Coach: Lynn Waldorf

Captain: Cleo Diehl

	W	21		Kansas State	0	H	10/1
	W	33		Drake	0	H	10/8
	T	0		Ohio State	0	H	10/15
#18	W	13		Illinois	0	A	10/22
#12	W	6	#2	Minnesota	3	H	10/29
#7	L	13		Wisconsin	20	H	11/5
#17	T	0	#18	Michigan	0	A	11/12
#16	L	7	#1	Notre Dame	9	H	11/19

1939

Record: 3-4-1; 3-2-1

Coach: Lynn Waldorf

Captain: Hal Method

L	0	Oklahoma	23	H	10/7
L	0	Ohio State	13	A	10/14
W	13	Wisconsin	7	H	10/21
W	13	Illinois	0	H	10/21
W	14	Minnesota	7	A	11/4
L	0	Purdue	3	H	11/11
L	0	#9 Notre Dame	7	A	11/18
T	7	#9 Iowa	7	H	11/25

1940

Record: 6-2; 4-2

Coach: Lynn Waldorf

Captain: Dick Richards

	W	40		Syracuse	0	A	10/5
	W	6	#15	Ohio State	3	H	10/12
#4	W	27		Wisconsin	7	A	10/19
#7	W	20		Indiana	7	H	10/26
#8	L	12	#4	Minnesota	13	H	11/2
#10	W	32		Illinois	14	H	11/9
#10	L	13	#6	Michigan	20	A	11/16
#10	W	20	#14	Notre Dame	0	H	11/23

1941

Record: 5-3; 4-2

Coach: Lynn Waldorf

Captain: Floyd Chambers

	W	51		Kansas State	3	H	10/4
#8	W	41		Wisconsin	14	H	10/11
#5	L	7	#6	Michigan	14	H	10/18
#13	W	14	#11	Ohio State	7	A	10/25
#9	L	7	#1	Minnesota	8	A	11/1
#10	W	20		Indiana	14	H	11/8
#8	L	6	#5	Notre Dame	7	H	11/15
#10	W	27		Illinois	0	H	11/22

1942

Record: 1-9; 0-6

Coach: Lynn Waldorf

Captain: Nick Burke

L	12	#16	Iowa Pre-Flight	20	H	9/25
W	3	#7	Texas	0	H	10/3
L	6		Purdue	7	H	10/10
L	16	#2	Michigan	34	A	10/17
L	6	#1	Ohio State	20	H	10/24
L	7		Minnesota	19	A	10/31
L	7		Illinois	14	H	11/7
L	19	#12	Wisconsin	20	H	11/14
L	20	#6	Notre Dame	27	A	11/21
L	0		Great Lakes	48	H	11/26

1943

Record: 6-2; 5-1

Coach: Lynn Waldorf

Captain: Alex Kapter

	W	14		Indiana	6	H	9/25
	L	7	#9	Michigan	21	H	10/2
#19	W	13	#14	Great Lakes	0	H	10/16
#17	W	13		Ohio State	0	A	10/23
#15	W	42		Minnesota	6	H	10/30
#12	W	41		Wisconsin	0	A	11/6
#8	L	6	#1	Notre Dame	25	H	11/13
#9	W	53		Illinois	6	H	11/20

1944

Record: 1-7-1; 0-5-1

Coach: Lynn Waldorf

Captain: Ray Justak

W	62	DePauw	0	H	9/23
L	6	Wisconsin	7	H	9/30
L	0	#6 Great Lakes	25	H	10/7
L	0	#13 Michigan	27	A	10/14
L	7	#20 Indiana	14	H	10/21
T	14	#10 Minnesota	14	A	11/4
L	7	Purdue	27	H	11/11
L	0	#11 Notre Dame	21	A	11/18
L	6	Illinois	25	H	11/25

1945

Record: 4-4-1; 3-3-1

Coach: Lynn Waldorf

Captain: Max Morris

	W	18	Iowa State	6	H	9/22
	T	7	Indiana	7	H	9/29
	L	7	#8 Michigan	20	H	10/6
	L	7	#5 Minnesota	30	A	10/20
	W	26	#4 Purdue	14	H	10/27
#20	L	14	#6 Ohio State	16	A	11/3
	W	28	Wisconsin	14	A	11/10
	L	7	#7 Notre Dame	34	H	11/17
	W	13	Illinois	7	H	11/24

1946

Record: 4-4-1; 2-3-1

Coach: Lynn Waldorf

Captain: Bill Ivy

	W	41		Iowa State	9	H	9/28
	W	28		Wisconsin	0	H	10/5
#10	W	14		Minnesota	7	H	10/12
#10	T	14	#5	Michigan	14	A	10/19
#8	W	26		Pacific	13	H	10/26
#6	L	27		Ohio State	39	H	11/2
#17	L	6		Indiana	7	H	11/9
	L	0	#2	Notre Dame	27	A	11/16
	L	0	#5	Illinois	20	H	11/23

1947

Record: 3-6; 2-4

Coach: Bob Voigts

Captain: Vince Di Francesca

L	0		Vanderbilt	3	H	9/27
W	27		UCLA	26	H	10/4
L	21	#17	Minnesota	37	A	10/11
L	21	#1	Michigan	49	H	10/18
W	7		Indiana	6	H	10/25
L	0		Wisconsin	29	H	11/1
L	6		Ohio State	7	A	11/8
L	19	#1	Notre Dame	26	H	11/15
W	28	#12	Illinois	13	A	11/22

1948

Record: 8-2; 5-1

Coach: Bob Voigts

Captain: Alex Sarkisian

	W	19		UCLA	0	A	9/25
	W	21		Purdue	0	H	10/2
#3	W	19	#8	Minnesota	16	H	10/9
#3	L	0	#4	Michigan	28	A	10/16
#10	W	48		Syracuse	0	H	10/23
#9	W	21		Ohio State	7	H	10/30
#10	W	16		Wisconsin	7	A	11/6
#8	L	7	#2	Notre Dame	12	A	11/13
#7	W	20		Illinois	7	H	11/20
#7	W	20	#4	*California	14	N	1/1
*Rose Bowl (Pasadena, Calif.)							

*Rose Bowl (Pasadena, Calif.)

1949

Record: 4-5; 3-4

Coach: Bob Voigts

Captain: Steve Sawle

	W	20		Purdue	6	H	9/24
#7	L	7		Pittsburgh	16	H	10/1
#20	L	7	#5	Minnesota	21	A	10/8
	W	21	#7	Michigan	20	H	10/15
#13	L	21		Iowa	28	A	10/22
	L	7	#18	Ohio State	24	A	10/29
	L	6		Wisconsin	14	H	11/5
	W	39		Colgate	20	H	11/12
	W	9		Illinois	7	A	11/19

1950

Record: 6-3; 3-3

Coach: Bob Voigts

Captain: Don Stonesifer

	W	23		Iowa State	13	H	9/30
	W	22		Navy	0	A	10/7
	W	13		Minnesota	6	H	10/14
#20	W	28		Pittsburgh	23	H	10/21
#9	L	13		Wisconsin	14	A	10/28
	L	0	#4	Ohio State	32	H	11/4
	W	19		Purdue	14	A	11/11
	L	23		Michigan	34	A	11/18
	W	14	#6	Illinois	7	H	11/25

1951

Record: 5-4; 2-4

Coach: Bob Voigts

Captain: Don MacRae

	W	35		Colorado	14	H	9/29
	W	20		Army	14	H	10/6
	W	21		Minnesota	7	A	10/13
#18	W	16		Navy	7	H	10/20
#13	L	0	#14	Wisconsin	41	H	10/27
	L	0		Ohio State	3	A	11/3
	L	14		Purdue	35	H	11/10
	W	6		Michigan	0	A	11/17
	L	0	#6	Illinois	3	H	11/24

1952

Record: 2-6-1; 2-5

Coach: Bob Voigts

Captain: Tom Roche

L	0	#16	USC	31	A	9/26
T	20		Vanderbilt	20	H	10/4
L	26		Minnesota	27	A	10/11
L	14		Michigan	48	H	10/18
W	23		Indiana	13	H	10/25
L	21		Ohio State	24	H	11/1
L	20	#18	Wisconsin	24	A	11/8
L	14		Iowa	39	H	11/15
W	28		Illinois	26	A	11/22

1953

Record: 3-6; 0-6

Coach: Bob Voigts

Captain: Joe Collier, Dick Thomas

	W	35	Iowa State	0	H	9/26
	W	33	Army	20	H	10/3
#18	L	13	Minnesota	30	H	10/10
	L	12	#5 Michigan	20	A	10/17
	W	27	#18 Pittsburgh	21	H	10/24
	L	13	Ohio State	27	A	10/31
	L	13	Wisconsin	34	H	11/7
	L	6	Indiana	14	A	11/14
	L	14	#6 Illinois	39	H	11/21

1954

Record: 2-7; 1-5

Coach: Bob Voigts

Captain: John Damore, Bob Lauter

W	27		Iowa State	14	H	9/25
L	7	#9	USC	12	H	10/2
L	7	#18	Minnesota	26	A	10/9
L	0		Michigan	7	H	10/16
L	7		Pittsburgh	14	A	10/23
L	7	#1	Ohio State	14	H	10/30
L	13	#16	Wisconsin	34	A	11/6
L	13		Indiana	14	H	11/13
W	20		Illinois	7	A	11/20

1955

Record: 0-8-1; 0-6-1

Coach: Lou Saban

Captain: Sandy Sacks

L	14		Miami (Ohio)	25	H	9/24
L	0		Tulane	21	A	10/1
L	7		Minnesota	18	H	10/8
L	2	#1	Michigan	14	A	10/15
L	14		Indiana	20	H	10/22
L	0	#15	Ohio State	49	A	10/29
L	14		Wisconsin	41	H	11/5
L	8		Purdue	46	A	11/12
T	7		Illinois	7	H	11/19

1956

Record: 4-4-1; 3-3-1

Coach: Ara Parseghian

Captain: Ted Ringer

W	14	Iowa State
---	----	------------

WILDCATS HISTORY

YEAR-BY-YEAR RESULTS

1962*

Record: 7-2; 4-2

Coach: Ara Parseghian

Captains: Jay Robertson

W	37	S. Carolina	20	H	9/22
W	45	Illinois	0	H	10/6
W	34	Minnesota	22	A	10/13
#8	W	18 #6 Ohio State	14	A	10/20
#3	W	35 Notre Dame	6	H	10/27
#1	W	26 Indiana	21	A	11/3
#1	L	6 #8 Wisconsin	37	A	11/10
#9	L	7 Michigan St.	31	H	11/17
W	29	Miami (Fla.)	7	A	11/23

*rankings only include top 10

1963*

Record: 5-4; 3-4

Coach: Ara Parseghian

Captains: Chuck Logan, Kent Pike

#6	W	23 Missouri	12	A	9/21
#7	W	34 Indiana	21	H	9/28
#4	L	9 Illinois	10	A	10/5
W	15	Minnesota	8	H	10/12
#10	W	37 Miami (Ohio)	6	H	10/19
#9	L	7 Michigan St.	15	H	10/26
L	6	Michigan	27	A	11/2
L	14	Wisconsin	17	A	11/9
W	17	Ohio State	8	A	11/16

1964*

Record: 3-6; 2-5

Coach: Alex Agase

Captain: Joe Cerne

W	7	Oregon State	3	H	9/19
W	14	Indiana	13	A	9/26
L	6 #3	Illinois	17	H	10/3
L	18	Minnesota	21	A	10/10
L	27	Miami (Ohio)	28	H	10/17
L	6	Michigan St.	24	A	10/24
L	0	Michigan	35	A	10/31
W	17	Wisconsin	13	H	11/7
L	0 #7	Ohio State	10	A	11/14

1965*

Record: 4-6; 3-4

Coach: Alex Agase

Captain: Jeff Brooke

L	14	Florida	24	H	9/18
W	20	Indiana	0	A	9/25
L	7 #8	Notre Dame	38	A	10/2
W	15	Oregon State	7	H	10/9
L	7	Wisconsin	21	H	10/16
W	9	Iowa	0	H	10/23
L	7 #1	Michigan St.	49	A	10/30
L	22	Minnesota	27	H	11/6
W	34	Michigan	22	H	11/13
L	6	Illinois	20	H	11/20

1966*

Record: 3-6-1; 2-4-1

Coach: Alex Agase

Captains: Cas Banaszek, Bob Otterbacher

L	7	Florida	43	A	9/17
L	14	Indiana	26	H	9/24
L	7 #4	Notre Dame	35	H	10/1
W	14	Oregon State	6	A	10/8
T	3	Wisconsin	3	A	10/15
W	24	Iowa	15	A	10/22
L	0 #2	Michigan St.	22	H	10/29
L	13	Minnesota	28	H	11/5
L	20	Michigan	28	A	11/12
W	35	Illinois	7	H	11/19

1967*

Record: 3-7; 2-5

Coach: Alex Agase

Captain: Bruce Gunstra

W	12 #8	Miami (Fla.)	7	H	9/23
L	6	Missouri	13	H	9/30
L	16 #4	Purdue	25	A	10/7
L	6	Rice	50	A	10/14
L	2	Ohio State	6	H	10/21
W	17	Wisconsin	13	A	10/28
L	3	Michigan	7	A	11/4
W	39	Iowa	24	H	11/11
L	21	Illinois	27	H	11/18
L	27	Michigan St.	41	A	11/25

1968

Record: 1-9; 1-6

Coach: Alex Agase

Captains: John Cornell, Angelo Loukas

L	7 #19	Miami (Fla.)	28	A	9/20
L	7 #3	USC	24	H	9/28
L	6 #1	Purdue	43	H	10/5
L	7 #5	Notre Dame	27	A	10/12
L	21 #2	Ohio State	45	A	10/19
W	13	Wisconsin	10	H	10/26
L	0 #9	Michigan	35	H	11/2
L	34	Iowa	68	A	11/9
L	0	Illinois	14	A	11/16
L	14	Michigan St.	31	H	11/23

1969

Record: 3-7; 3-4

Coach: Alex Agase

Captains: Ray Forsthofer, Pat Harrington

L	10 #11	Notre Dame	35	A	9/20
L	6 #5	USC	48	A	9/27
L	0 #11	UCLA	36	H	10/4
W	10	Illinois	6	A	10/11
W	27	Wisconsin	7	H	10/18
L	20 #15	Purdue	45	A	10/25
L	6 #1	Ohio State	35	H	11/1
L	21	Minnesota	28	A	11/8
W	30	Indiana	27	H	11/15
L	7	Michigan St.	39	H	11/22

1970

Record: 6-4; 6-1

Coach: Alex Agase

Captains: Mike Adamle, Joel Hall

L	14 #6	Notre Dame	35	H	9/19
L	7 #15	UCLA	12	A	9/26
L	20	SMU	21	H	10/3
W	48	Illinois	0	H	10/10
W	24	Wisconsin	14	A	10/17
W	38	Purdue	14	H	10/24
#20	L	10 #2 Ohio State	24	A	10/31
W	28	Minnesota	14	H	11/7
W	21	Indiana	7	A	11/14
#18	W	23 Michigan St.	20	A	11/21

1971

Record: 7-4; 6-3

Coach: Alex Agase

Captains: Maurie Daigneau, Eric Hutchinson

#20	L	6 #4 Michigan	21	H	9/11
L	7 #2	Notre Dame	50	A	9/18
W	12	Syracuse	6	H	9/25
W	24	Wisconsin	11	H	10/2
W	28	Iowa	3	A	10/9
L	20 #20	Purdue	31	H	10/16
W	24	Indiana	10	A	10/23
L	7	Illinois	24	A	10/30
W	41	Minnesota	20	H	11/6
W	14 #16	Ohio State	10	A	11/13
W	28 #19	Michigan St.	7	H	11/20

1972

Record: 2-9; 1-8

Coach: Alex Agase

Captains: Jim Anderson, Dave Dybas, Dave Glantz, Jim Lash

L	0 #11	Michigan	7	A	9/16
L	0 #13	Notre Dame	37	H	9/23
W	27	Pittsburgh	22	A	9/30
L	14	Wisconsin	21	A	10/7
L	12	Iowa	23	H	10/14
L	0	Purdue	37	A	10/21
W	23	Indiana	14	H	10/28
L	13	Illinois	43	H	11/4
L	29	Minnesota	35	A	11/11
L	14 #9	Ohio State	27	H	11/18
L	14	Michigan St.	24	A	11/25

1973

Record: 4-7; 4-4

Coach: John Pont

Captain: Stan Key

W	14	Michigan St.	10	H	9/15
L	0 #8	Notre Dame	44	A	9/22
L	14	Pittsburgh	21	H	9/29
L	12	Ohio	14	H	10/6
W	31	Iowa	15	H	10/13
L	10	Purdue	21	A	10/20
L	0 #1	Ohio State	60	A	10/27
L	43	Minnesota	52	H	11/3
W	21	Indiana	20	A	11/10
L	34	Wisconsin	36	A	11/17
W	9	Illinois	6	H	11/24

1974

Record: 3-8; 2-6

Coach: Paul Pont

Captains: Paul Hiemenz, Larry Lilja

L	7	Michigan St.	41	A	9/14
L	3 #1	Notre Dame	49	H	9/21
L	7 #10	Nebraska	49	A	9/28
W	14	Oregon	10	H	10/5
L	10	Iowa	35	A	10/12
L	26	Purdue	31	H	10/19
L	7 #1	Ohio State	55	H	10/26
W	21	Minnesota	13	A	11/2
W	24	Indiana	22	H	11/9
L	7	Wisconsin	52	H	11/16
L	14	Illinois	28	A	11/23

1975

Record: 3-8; 2-6

Coach: John Pont

Captain: Greg Boykin

W	31	Purdue	25	H	9/13
W	10	N. Carolina	3	H	9/20
L	7 #7	Notre Dame	31	A	9/27
L	6 #17	Arizona	41	A	10/4
W	30	Indiana	0	H	10/11
L	0 #7	Michigan	69	A	10/18
L	14	Wisconsin	17	A	10/25
L	21	Iowa	24	H	11/1
L	9	Minnesota	33	A	11/8
L	14	Michigan St.	47	H	11/15
L	7	Illinois	28	H	11/22

1976

Record: 1-10; 1-7

Coach: John Pont

Captains: Greg Boykin, Randy Dean, Paul Maly, Pete Shaw

L	19	Purdue	31	A	9/11
L	0 #17	N. Carolina	12	A	9/18
L	0	Notre Dame	48	H	9/25
L	15	Arizona	27	H	10/2
L	0	Indiana	7	A	10/9
L	7 #1	Michigan	38	H	10/16
L	25	Wisconsin	28	H	10/23
L	10	Iowa	13	A	10/30
L	10	Minnesota	38	H	11/6
W	42	Michigan St.	21	H	11/13
L	6	Illinois	48	A	11/20

1977

Record: 1-10; 1-8

Coach: John Pont

Captain: Paul Maly

L	0	Iowa	24	A	9/10
L	3	Arizona State	35	A	9/17
L	7	N. Carolina	41	H	9/24
L	7	Wisconsin	19	A	10/1
L	3	Indiana	28	H	10/8
L	7	Minnesota	13	A	10/15
L	15 #4	Ohio State	35	H	10/22
L	16	Purdue	28	H	10/29
L	20 #6	Michigan	63	A	11/5
L	3	Michigan St.	44	A	11/12
W	21	Illinois	7	H	11/19

1978

Record: 0-10-1; 0-8-1

Coach: Rick Venturi

Captains: Pat Geegan, Mike Kranz

T	0	Illinois	0	A	9/9
L	3	Iowa	20	A	9/16
L	7	Wisconsin	28	H	9/23
L	7 #16	Colorado	55	A	9/30
L	14	Arizona State	56	H	10/7
L	10	Indiana	38	A	10/14
L	14	Minnesota	38	H	10/21
L	20	Ohio State	63	A	10/28
L	0 #14	Purdue	31	A	11/4
L	14 #7	Michigan	59	H	11/11
L	3 #16	Michigan St.	52	H	11/18

1979

Record: 1-10; 0-9

Coach: Rick Venturi

Captains: Kevin Berg, Mike Fiedler

L	7 #7	Michigan	49	A	9/8
W	27	Wyoming	22	H	9/15
L	21	Syracuse	54	H	9/22
L	8	Minnesota	38	A	9/29
L	7 #8	Ohio State	16	A	10/6
L	6	Iowa	58	H	10/13
L	0	Indiana	30	A	10/20
L	16 #16	Purdue	20	A	10/27
L	7	Michigan St.	42	H	11/3
L	3	Wisconsin	28	A	11/10
L	13	Illinois	29	H	11/17

1980

Record: 0-11; 0-9

Coach: Rick Venturi

Captains: Chuck Kern, Todd Sheets



YEAR-BY-YEAR RESULTS

1986

Record: 4-7; 2-6

Coach: Francis Peay

Captains: By game

L	6	Duke	17	H	9/6
W	25	Army	18	H	9/20
W	37	Princeton	0	A	9/27
L	7	Indiana	24	H	10/4
L	23	Minnesota	44	A	10/11
L	27	Wisconsin	35	H	10/18
L	20	Iowa	27	A	10/25
L	16	Purdue	17	H	11/1
L	9	Ohio State	30	A	11/8
W	24	Michigan St.	21	H	11/15
W	23	Illinois	18	A	11/22

1987

Record: 2-8-1; 2-6

Coach: Francis Peay

Captains: By game

L	16	Duke	31	A	9/12
L	3	Missouri	28	A	9/19
T	16	N. Illinois	16	H	9/26
L	18	Indiana	35	A	10/3
L	33	Minnesota	45	H	10/10
L	0	Michigan St.	38	H	10/17
W	27	Wisconsin	24	A	10/24
L	6	Michigan	29	A	10/31
L	24	Iowa	52	H	11/7
L	15	Purdue	20	A	11/14
W	28	Illinois	10	H	11/21

1988

Record: 2-8-1; 2-5-1

Coach: Francis Peay

Captain: Greg Bradshaw

L	21	Duke	31	H	9/3
L	27	Air Force	62	A	9/17
L	7	Army	23	A	9/24
L	17	Indiana	48	H	10/1
T	28	Minnesota	28	A	10/8
L	3	Michigan St.	36	A	10/15
W	35	Wisconsin	14	H	10/22
L	7	Michigan	52	H	10/29
L	10	Iowa	35	A	11/5
W	28	Purdue	7	H	11/12
L	9	Illinois	14	A	11/19

1989

Record: 0-11; 0-8

Coach: Francis Peay

Captains: Bob Griswold, Randy McClellan, Tim O'Brien, Derrill Vest

L	31	Duke	41	A	9/9
L	31	Air Force	48	H	9/16
L	27	Rutgers	38	H	9/23
L	11	Indiana	43	A	10/7
L	18	Minnesota	20	H	10/14
L	31	Wisconsin	35	A	10/21
L	22	Iowa	35	H	10/28
L	27	Ohio State	52	H	11/4
L	15	Purdue	46	A	11/11
L	14	Michigan St.	76	A	11/18
L	14	Illinois	63	H	11/25

1990

Record: 2-9; 1-7

Coach: Francis Peay

Captain: Bob Christian

L	24	Duke	27	H	9/15
L	14	Rice	31	A	9/22
W	24	N. Illinois	7	H	9/29
L	0	Indiana	42	H	10/6
L	25	Minnesota	35	A	10/13
W	44	Wisconsin	34	H	10/20
L	14	Iowa	56	A	10/27
L	7	Ohio State	48	A	11/3
L	13	Purdue	33	H	11/10
L	22	Michigan St.	29	H	11/17
L	23	Illinois	28	A	11/24

1991

Record: 3-8; 2-6

Coach: Francis Peay

Captains: Darryl Ashmore, Dan Freveletti, Dwight James, Ed Sutter

L	7	Rice	36	H	9/14
L	18	Rutgers	22	A	9/21
W	41	Wake Forest	14	H	9/28
L	14	Purdue	17	H	10/5
L	6	Indiana	44	A	10/12
L	3	Ohio State	34	N	10/19
W	17	Illinois	11	H	10/26
W	16	Michigan St.	13	A	11/2
L	14	Michigan	59	A	11/9
L	10	Iowa	24	H	11/16
L	14	Wisconsin	32	A	11/23

1992

Record: 3-8; 3-5

Coach: Gary Barnett

Captains: Frank Boudreaux, David Cross

L	7	#3	Notre Dame	42	S	9/5
L	0	#22	Boston Coll.	49	A	9/12
L	24	#18	Stanford	35	A	9/19
W	28		Purdue	14	A	10/3
L	3		Indiana	28	H	10/10
L	7		Ohio State	31	A	10/17
W	27		Illinois	26	A	10/24
L	26		Michigan St.	27	H	10/31
L	7	#4	Michigan	40	H	11/7
L	14		Iowa	56	A	11/14
W	27		Wisconsin	25	H	11/21

1993

Record: 2-9; 0-8

Coach: Gary Barnett

Captains: Steve Ostrowski, Len Williams, Lee Gissendaner

L	12	#7	Notre Dame	27	A	9/4
W	22	#22	Boston Coll.	21	H	9/18
W	26		Wake Forest	14	H	9/25
L	3	#7	Ohio State	51	A	10/2
L	14	#21	Wisconsin	53	A	10/9
L	26		Minnesota	28	H	10/16
L	0		Indiana	24	H	10/23
L	13		Illinois	20	A	10/30
L	29		Michigan St.	31	A	11/6
L	19		Iowa	23	H	11/13
L	21	#14	Penn State	43	H	11/20

1994

Record: 3-7-1, 2-6

Coach: Gary Barnett

Captains: Hugh Williams, Bill Koziel, Michael Senters, Corey Singleton

L	15	#3	Notre Dame	42	S	9/3
T	41	#24	Stanford	41	H	9/10
W	14		Air Force	10	A	9/17
L	15	#20	Ohio State	17	H	10/1
L	14	#24	Wisconsin	46	H	10/8
W	37		Minnesota	31	A	10/15
W	20		Indiana	7	A	10/22
L	7		Illinois	28	H	10/29
L	17		Michigan St.	35	H	11/5
L	13		Iowa	49	A	11/12
L	17	#2	Penn State	45	A	11/19

1995 (Big Ten Champions)

Record: 10-2; 8-0

Coach: Gary Barnett

Captains: William Bennett, Rob Johnson, Sam Valenzisi

W	17	#9	Notre Dame	15	A	9/2
#25	L	28	Miami (Ohio)	30	H	9/16
W	30		Air Force	6	H	9/23
W	31		Indiana	7	H	9/30
#25	W	19	Michigan	13	A	10/7
#14	W	27	Minnesota	17	A	10/14
#11	W	35	Wisconsin	0	H	10/21
#8	W	17	Illinois	14	A	10/28
#6	W	21	Penn State	10	H	11/4
#5	W	31	Iowa	20	H	11/11
#5	W	23	Purdue	8	A	11/18
#3	L	32	USC*	41	N	1/1

*Rose Bowl (Pasadena, Calif.)

1996 (Big Ten Co-Champions)

Record: 9-3; 7-1

Coach: Gary Barnett

Captains: Justin Chabot, Pat Fitzgerald, Mike McGrew, Steve Schnur

#13	L	27	Wake Forest	28	A	9/7
W	38		Duke	13	A	9/14
W	28		Ohio	7	H	9/21
#25	W	35	Indiana	17	A	9/28
#22	W	17	Michigan	16	H	10/5
#15	W	26	Minnesota	24	H	10/12
#14	W	34	Wisconsin	30	A	10/19

#11	W	27	Illinois	24	H	10/26
#11	L	9	#15 Penn State	34	A	11/2
#18	W	40	#23 Iowa	13	A	11/9
#13	W	27	Purdue	24	H	11/16
#11	L	28	#9 Tennessee*	48	N	1/1

*Comp USA Citrus Bowl (Orlando, Fla.)

1997

Record: 5-7; 3-5

Coach: Gary Barnett

Captains: Eric Collier, Barry Gardner, Nate Strikwerda

W	24		Oklahoma	0	N	8/23
#24	L	20	Wake Forest	27	A	9/6
W	24		Duke	20	H	9/13
L	30		Rice	34	H	9/20
L	9		Purdue	21	A	9/27
L	25		Wisconsin	26	H	10/11
L	6	#5	Michigan	23	A	10/18
W	19	#15	Michigan St.	17	H	10/25
L	6	#9	Ohio State	49	A	11/1
L	27	#2	Penn State	30	H	11/8
W	34		Illinois	21	A	11/15
W	15		Iowa	14	H	11/22

1998

Record: 3-9; 0-8

Coach: Gary Barnett

Captains: D'Wayne Bates, Barry Gardner, Matt Hartl, Bryan LaBelle

W	41		UNLV	7	H	9/5
L	10		Duke	44	H	9/12
W	23		Rice	14	A	9/19
L	7	#14	Wisconsin	38	A	9/26
L	10		Illinois	13	H	10/3
L	24		Iowa	26	A	10/10
L	6		Michigan	12	H	10/17
L	10	#1	Ohio State	36	H	10/24
L	5		Michigan St.	29	A	10/31
L	21		Purdue	56	H	11/7
L	21	#19	Penn State	41	A	11/14
W	47		Hawaii	21	A	11/21

1999

Record: 3-8; 1-7

Coach: Randy Walker

Captain: Jeff Dyra

L	3		Miami (Ohio)	28	H	9/4
W	17		TCU	7	H	9/11
W	15		Duke (OT)	13	A	9/18
L	23	#13	Purdue	31	A	9/26
L	14		Minnesota	33	H	10/2
L	17		Indiana	34	A	10/9
W	23		Iowa	21	H	10/16
L	19	#11	Wisconsin	35	H	10/30
L	3	#16	Michigan	37	A	11/6
L	0	#17	Michigan St.	34	H	11/13
L	7		Illinois	29	A	11/20

2000 (Big Ten Co-Champions)

Record: 8-4; 6-2

Coach: Randy Walker

Captains: Harold Blackmon, Conrad Emmerich

W	35		N. Illinois	17	H	8/31
W	38		Duke	5	H	9/9
L	14	#20	TCU	41	A	9/16
W	47	#7	Wisconsin (2OT)	44	A	9/23
W	37	#18	Michigan State	17	A	9/30
W	52		Indiana	33	H	10/7
#17	L	28	#21 Purdue	41	H	10/14
#23	W	41	Minnesota	35	A	10/28
#21	W	54	#12 Michigan	51	H	11/4
#12	L	17	Iowa	27	A	11/11
#23	W	61	Illinois	23	H	11/18
#19	L	17	#9 Nebraska*	66	N	12/30

*Alamo Bowl (San Antonio, Texas)

2001

Record: 4-7; 2-6

Coach: Randy Walker

Captains: Napoleon Harris, Zak Kustok


#16	W	37	UNLV	28	A	9/7
#16	W	44	Duke	7	A	9/22
#16	W	27	Michigan State	26	H	9/29
#14	L	20	Ohio State	38	A	10/6
#14	W	23	#21 Minnesota	17	H	10/13
#22	L	35	Penn State	38	H	10/20
L	27	#24	Purdue	32	A	10/27
L	21		Indiana	56	A	11/3
L	16		Iowa	59	H	11/10
L	42		Bowling Green	43	H	11/17
L	28	#10	Illinois	34	A	11/22

2002

Record: 3-9; 1-7

WILDCATS HISTORY

YEAR-BY-YEAR RESULTS



THE 2000 BIG TEN CHAMPIONS

2006

Record: 4-8; 2-6

Coach: Pat Fitzgerald

Captains: Erryn Cobb, Bryan Heinz, Shaun Herbert, Nick Roach

W	21	Miami (Ohio)	3	A	8/31
L	17	New Hampshire	34	H	9/9
W	14	Eastern Michigan	6	H	9/16
L	21	Nevada	31	A	9/22
L	7	Penn State	33	A	9/30
L	9	Wisconsin	41	A	10/7
L	10	Purdue	31	H	10/14
L	38	Michigan State	41	H	10/21
L	3	#2 Michigan	17	A	10/28
W	21	Iowa	7	A	11/4
L	10	#1 Ohio State	54	H	11/11
W	27	Illinois	16	H	11/18

2007

Record: 6-6; 3-5

Coach: Pat Fitzgerald

Captains: Tonjua Jones, Adam Kadela, Reggie McPherson, Trevor Rees

W	27	Northeastern	0	H	9/1
W	36	Nevada	31	H	9/8
L	14	Duke	20	H	9/15
L	7	#8 Ohio State	58	A	9/22
L	16	Michigan	28	H	9/29
W	48	Michigan St. (OT)	41	A	10/6
W	49	Minnesota (2OT)	48	H	10/13
W	26	Eastern Michigan	14	N	10/19
L	17	Purdue	35	A	10/27
L	17	Iowa	28	H	11/3
W	31	Indiana	28	H	11/10
L	22	#20 Illinois	41	A	11/17

2008

Record: 9-4; 5-3

Coach: Pat Fitzgerald

Captains: C.J. Bachér, Prince Kwateng, Eric Peterman, Brendan Smith

W	30	Syracuse	10	H	8/30
W	24	Duke	20	A	9/6
W	33	Southern Illinois	7	H	9/13
W	16	Ohio	8	H	9/20
W	22	Iowa	17	A	9/27
L	20	#23 Michigan State	37	H	10/11
W	48	Purdue	26	H	10/18
L	19	Indiana	21	A	10/25
W	24	#20 Minnesota	17	A	11/1
L	10	#12 Ohio State	45	H	11/8
W	21	Michigan	14	A	11/15
W	27	Illinois	10	H	11/22
#22	L	23 #25 Missouri * (OT)	30	N	12/29

* Alamo Bowl (San Antonio, Texas)

2009

Record: 8-5; 5-3

Coach: Pat Fitzgerald

Captains: Mike Kafka, Sherrick McManis, Brendan Smith, Corey Wootton

W	47	Towson	14	H	9/5
W	27	Eastern Michigan	24	H	9/12
L	34	Syracuse	37	A	9/19
L	24	Minnesota	35	H	9/26
W	27	Purdue	21	A	10/3
W	16	Miami (Ohio)	6	H	10/10
L	14	Michigan State	24	A	10/17
W	29	Indiana	28	H	10/24
L	13	#12 Penn State	34	H	10/31
W	17	#8 Iowa	10	A	11/7
W	21	Illinois	16	A	11/14
W	33	#17 Wisconsin	31	H	11/21
L	35	Auburn * (OT)	38	N	1/1

* Outback Bowl (Tampa, Fla.)

2010

Record: 7-6; 3-5

Coach: Pat Fitzgerald

Captains: Corbin Bryant, Quentin Davie, Al Netter, Dan Persa

W	23	Vanderbilt	21	A	9/4
W	37	Illinois State	3	H	9/11
W	30	Rice	13	A	9/18
W	30	Central Michigan	25	H	9/25
W	29	Minnesota	28	A	10/2
L	17	Purdue	20	H	10/9
L	27	#8 Michigan State	35	H	10/23
W	20	Indiana	17	A	10/30
L	21	Penn State	35	A	11/6
W	21	#13 Iowa	17	H	11/13
L	27	Illinois *	48	H	11/20
L	23	#5 Wisconsin	70	A	11/27
L	38	Texas Tech **	45	N	1/1

* at Wrigley Field

** TicketCity Bowl (Dallas, Texas)

2011

Record: 6-7; 3-5

Coach: Pat Fitzgerald

Captains: Jordan Mabin, Al Netter, Dan Persa, Brian Peters

W	24	Boston College	17	A	9/3
W	42	Eastern Illinois	21	H	9/10
L	14	Army	21	A	9/17
L	35	#24 Illinois	38	A	10/1
L	24	#12 Michigan	42	H	10/8
L	31	Iowa	41	A	10/15
L	24	Penn State	34	H	10/22
W	59	Indiana	38	A	10/29
W	28	#9 Nebraska	25	A	11/5
W	28	Rice	6	H	11/12
W	28	Minnesota	13	H	11/19
L	17	#10 Michigan State	31	H	11/26
L	22	Texas A&M *	33	N	12/31

* Meineke Car Care Bowl of Texas (Houston, Texas)

2012

Record: 10-3; 5-3

Coach: Pat Fitzgerald

Captains: Brian Arnfelt, Kain Colter, Brian Mulroe, David Nwabuisi

W	42	Syracuse	41	A	9/1
W	23	Vanderbilt	13	H	9/8
W	22	Boston College	13	H	9/15
W	38	South Dakota	7	H	9/22
W	44	Indiana	29	H	9/29
L	28	Penn State	39	A	10/6
W	21	Minnesota	13	A	10/13
L	28	Nebraska	29	H	10/20
W	28	Iowa	17	H	10/27
L	31	Michigan (OT)	38	A	11/10
W	23	Michigan State	20	A	11/17
W	50	Illinois	14	H	11/24
#21	W	34 Mississippi State *	20	N	1/1

* TaxSlayer.com Gator Bowl (Jacksonville, Fla.)

2013

Record: 5-7; 1-7

Coach: Pat Fitzgerald

Captains: Kain Colter, Rashad Lawrence, Damien Proby, Tyler Scott, Brandon Vitabile

#22	W	44	California	30	A	8/31
#19	W	48	Syracuse	27	H	9/7
#17	W	38	Western Michigan	17	H	9/14
#18	W	35	Maine	21	H	9/21
#16	L	30	#4 Ohio State	40	H	10/5
#19	L	6	Wisconsin	35	A	10/12
	L	17	Minnesota	20	H	10/19
	L	10	Iowa (OT)	17	A	10/26
	L	24	Nebraska	27	A	11/2
	L	19	Michigan (3OT)	27	H	11/16
	L	6	#13 Michigan State	30	H	11/23
	W	37	Illinois	34	A	11/30

2014

Record: 5-7; 3-5

Coach: Pat Fitzgerald

Captains: Ibraheim Campbell, Collin Ellis, Paul Jorgensen, Trevor Siemian, Brandon Vitabile

L	24	California	31	H	8/30
L	15	Northern Illinois	23	H	9/6
W	24	Western Illinois	7	H	9/20
W	29	Penn State	6	A	9/27
W	20	#17 Wisconsin	14	H	10/4
L	24	Minnesota	17	A	10/11
L	17	#19 Nebraska	38	H	10/18
L	7	Iowa	48	A	11/1
L	9	Michigan	10	H	11/8
W	43	#15 Notre Dame (OT)	40	A	11/15
W	38	Purdue	14	A	11/22
L	33	Illinois	47	H	11/29

2015

Record: 10-3; 6-2

Coach: Pat Fitzgerald

Captains: Traveon Henry, Donte Gibson, Dan Vitale, Christian Jones

W	16	#21 Stanford	6	H	9/5
W	41	Eastern Illinois	0	H	9/12
#23	W	19 Duke	10	A	9/19
#17	W	24 Ball State	19	H	9/26
#16	W	27 Minnesota	0	H	10/3
#13	L	0 #18 Michigan	38	A	10/10
#20	L	10 #17 Iowa	40	H	10/17
W	30	Nebraska	28	A	10/24
#21	W	23 Penn State	21	H	11/7
#18	W	21 Purdue	14	H	11/14
#20	W	13 #25 Wisconsin	7	A	11/21
#16	W	24 Illinois#	14	N	11/28
#13	L	6 #23 Tennessee*	45	N	1/1/16

Game played at Soldier Field (Chicago)

* Outback Bowl (Tampa, Fla.)

2016

Record: 6-6; 5-4

Coach: Pat Fitzgerald

Captains: Austin Carr, Matthew Harris, C.J. Robbins, Anthony Walker, Jr.

L	21	Western Michigan	22	H	9/3
L	7	Illinois State	9	H	9/10
W	24	Duke	13	H	9/17
L	13	#20 Nebraska	24	H	9/24
W	38	Iowa	31	A	10/1
W	54	Michigan State	40	A	10/15
W	24	Indiana	14	H	10/22
L	20	#6 Ohio State	24	A	10/29
L	7	#8 Wisconsin	21	H	11/5
W	45	Purdue	17	A	11/12
L	12	Minnesota	29	A	11/19
W	42	Illinois	21	H	11/26



ALL-TIME LETTERWINNERS

The listing of all-time football lettermen is as complete and accurate as historical records allow and includes only those players which earned a varsity letter; student-managers and trainers are not listed. The information on each student-athlete was compiled from media guides, programs, yearbooks and letterwinner records. Corrections and additions are welcomed if they can be verified. Inquiries should be directed to Northwestern Athletic Communications.

A

Aarts, Cornelius, 1938, 39, 40
 Abbatello, Joseph A., 1957, 58, 59
 Abernathy, Frayne, 2004, 05, 06
 Acher, John, 1927
 Acker, Corey, 2014, 15
 Adamle, Michael D., 1968, 69, 70
 Adams, Dirk, 1984, 85, 86, 88
 Adams, Jarvis, 2001, 02, 03
 Adams, Mark, 1977, 78, 79, 80
 Adams, William, 1969, 71
 Adelman, Albert B., 1934, 35, 36
 Adler, Ira, 1987, 88, 89, 90
 Adler, William A.J., 1943
 Ahern, Tom, 1977, 79
 Aikens, Ashton, 2001, 02, 03, 04
 Alban, Richard H., 1949, 50, 51
 Albright, W.F., 1886
 Alexander, John P., 1977
 Allaway, Mike, 1988, 89, 90
 Allen, Clay C., 1895, 96
 Allen, Harry I., 1901, 02, 03, 04
 Alston, Allen, 1977
 Altepeter, Henry M., 1943, 44
 Alvit, Matt, 2014, 15
 Anderson, Amound, 1982
 Anderson, Auston, 2015
 Anderson, Bobby, 1979, 80, 81, 82
 Anderson, Damien, 1998, 99, 00, 01
 Anderson, Donald B., 1967
 Anderson, Elmer A., 1932, 33
 Anderson, Eric, 1983
 Anderson, Eric Mitchell, 1972, 73, 74
 Anderson, H. Richard, 1948, 49, 50
 Anderson, Henry J., 1927, 28, 29
 Anderson, James, 1970, 71, 72
 Anderson, Jay, 1979, 80
 Anderson, LeRoy W., 1953
 Anderson, Matt, 2001, 02
 Anderson, Randy, 1969, 70, 71
 Anderson, Verner C., 1933, 34
 Anderson, William, 1934
 Andler, Michael J., 1973, 74
 Andreotti, James P., 1957, 58, 59
 Andrews, Ned, 1887
 Andrews, William K., 1894, 95, 96, 97
 Anenen, Steven J., 1972, 73
 Angotti, Gary, 1981, 83
 Anstey, John, 1967
 App, George A., 1942, 43
 Aridzzone, Anthony A., 1975, 76, 77
 Arena, Peter E., 1957, 58, 59
 Ariguzo, Chi Chi, 2011, 12, 13, 14
 Armstrong, Colin, 2008, 09, 10, 11
 Arnfelt, Brian, 2009, 10, 11, 12
 Arnold, David, 2008, 09, 10, 11
 Arrio, Leslie G., 1915, 16, 17
 Arrington, Malcolm, 2005, 06, 07, 08
 Artabasy, Raymond J., 1934, 36
 Asad, Douglas S., 1957, 58, 59
 Asala, Russell E., 1958, 59, 60
 Ascani, Gene S., 1958, 59
 Aschenbrenner, Frank, 1946, 47, 48
 Ash, Henry S., 1910
 Ashmore, Darryl, 1987, 88, 89, 91
 Athan, Richard A., 1949, 50, 51
 Atwood, Ivan J., 1910
 August, David H., 1908, 09
 Augustson, Roy, 1931, 32, 33
 Autry, Adrian, 1995, 96, 97
 Autry, Darnell, 1994, 95, 96

Ayeni, Louis, 1999, 00, 02, 03
 Aylesworth, William W., 1893

B

Bachér, C.J., 2005, 06, 07, 08
 Baczek, Todd, 1991, 92, 93, 94
 Baer, Jeff, 1999
 Baggott, Robert C., 1946, 49, 50
 Bahoric, Dave, 1978, 79, 80, 81
 Bailey, Mark, 1975, 76, 77
 Baird, J. Arthur, 1900, 01, 02
 Bairstow, Bruce A., 1944, 45
 Backes, Jeff, 2002, 03, 04
 Baker, Frank L., 1928, 29, 30
 Baker, Hayden, 2011, 12, 13, 14
 Baker, Michael J., 1966, 67
 Baker, Ralph, 1924, 25, 26
 Balmer, Bill, 1984, 85
 Bambauer, Don, 1978, 80
 Banach, John J., 1975
 Banaszak, Chris, 1982, 83
 Banaszek, Casimir, 1964, 65, 66
 Banner, Wallace L., 1923
 Barber, Brendan, 2009, 10, 11
 Bardwell, Ron, 2005
 Barkal, Paul R., 1947
 Barnard, Chester S., 1919
 Barnard, Lester S., 1919
 Barnes, Josh, 1995, 96, 97, 98
 Barron, John R., 1945
 Bartels, Doug, 2008, 09, 10, 11
 Bartz, Clarence W., 1914
 Basanez, Brett, 2002, 03, 04, 05
 Baske, Douglas, 1973, 74
 Baskin, Donnie, 2003
 Bass, Perkins B., 1886, 87
 Bates, D'Wayne, 1995, 96, 98
 Bates, Hunter, 2009, 10, 11, 12
 Batis, Eric, 2003, 04
 Battle, Anthony, 2010, 11, 12
 Battle, Deante, 2004, 05, 06, 07
 Batzer, Steve, 1985, 87
 Baum, Michael, 1985, 86, 87, 88
 Bauman, Alfred E., 1939, 40, 41
 Baxter, Oswald T., 1929
 Beazley, David, 1993, 94, 95, 96
 Beckmann, William E., 1971
 Bedell, Guy W., 1910
 Beebe, Leslie W., 1892, 93
 Behrens, James L., 1960
 Beinor, Michael J., 1964, 65
 Belding, Joel, 2005, 06, 07, 08
 Belejack, John, 1951, 52
 Belko, Douglas P., 1972, 73, 74
 Bell, George I., 1902, 03
 Bell, Walton S., 1910
 Belzer, Charles H., 1950
 Benda, James T., 1962
 Bender, Hiram C., 1935, 36
 Bennett, Charles H., 1950, 51, 52
 Bennett, Ellery, 1982, 83, 84
 Bennett, Frank W., 1956, 57, 58
 Bennett, Sean, 1998
 Bennett, Stephen, 1944
 Bennett, Sydney C., 1916
 Bennett, William, 1992, 93, 94, 95
 Benson, George N., 1939, 40, 41
 Benson, Mark, 1989, 90, 91
 Bentley, Brendan, 1989, 90
 Bentley, Kevin, 1998, 99, 00, 01
 Benz, Alan S., 1974, 75, 76, 77
 Benz, Larry W., 1960, 61, 62
 Berg, James, 1933
 Berg, Kevin, 1977, 78, 79
 Bergherm, C. Russell, 1927, 28, 29
 Berkiel, Dan, 1985, 86
 Beutel, Robert, 1972
 Biancamano, Bob, 1980
 Bicanich, John, 1943
 Biever, John T., 1952, 53
 Black, Campbell, 2005, 06
 Black, Ryan, 2006
 Blackmon, Harold, 1997, 98, 99, 00
 Blackwood, Howard C., 1920
 Blair, Charles S., 1902, 03, 04, 05
 Bland, Cermak, 2013, 2014

Blazevich, James P., 1973, 74
 Bliss, Frank, 1970, 71, 72
 Blue, Harvey L., 1967
 Blum, Morris S., 1921
 Blumberg, Abraham J., 1950
 Boardman, Philip L., 1977
 Bobbitt, Jim, 1981, 82, 83, 84
 Bobowski, Steven G., 1976, 77, 78
 Bogan, Steve, 1978, 79, 81
 Bogenrief, Ray, 2001, 02, 03
 Boger, Willett K., 1933, 36
 Bolden, Mike, 2008, 09, 10, 11
 Bonetto, Frank, 1971
 Booker, Alex, 1984
 Booth, Reuben F., 1901, 02
 Boothe, L. Dennis, 1965, 66, 67
 Boothe, Richard A., 1973, 74, 75
 Borresen, Rich, 1984, 86
 Boudreaux, Frank, 1989, 90, 91, 92
 Bouschor, Royal G., 1923
 Bovik, Ellis G., 1924, 25, 26
 Bowen, Jeffrey B., 1968
 Boyd, Frank, 1987
 Boykin, Greg, 1972, 73, 75, 76
 Boyle, Mike, 2007, 08
 Bradburn, Michael S., 1965, 66
 Bradley, Charles E., 1914
 Bradley, John R., 1968, 69
 Bradshaw, Greg, 1986, 87, 88
 Brainerd, Charles L., 1960, 61, 62
 Brandford, Darryl, 1973, 74, 75
 Brandt, John P., 1967
 Brantley, Terrence, 1973, 74, 75
 Breitbeil, Stephen W., 1976, 77, 78
 Brewer, Andrew, 2006, 08, 09
 Brewer, Frederic A., 1895, 96
 Brightmire, Willis R., 1916, 19
 Brias, John P., 1965, 66
 Brockmeier, Leon, 1998, 99, 00, 01
 Broeker, Edward J., 1954
 Broeker, John, 1987, 88, 89, 90
 Brooke, Jeffrey R., 1963, 64, 65
 Brooks, Andy, 1987, 88, 89
 Brophy, William C., 1944
 Brown, A.A., 1895, 96
 Brown, Alan, 1984, 85, 86, 87
 Brown, Charles, 2008, 09, 10, 11
 Brown, Jerry W., 1969, 70, 71
 Brown, Kelby, 1979, 80, 81
 Brown, Kevin, 1984
 Brown, LeVelle, 1995, 96, 97, 98
 Brown, Marvin, 1999, 00, 01
 Brown, J. Quentin, 1999
 Brown, Terrance, 2013, 14, 15
 Browne, Jim, 1980, 81
 Browne, Vince, 2008, 09, 10, 11
 Brownley, Scott, 2004
 Broxterman, Mark, 1998
 Bruce, Fred T., 1924, 25
 Bruder, Henry G., 1929, 30
 Brumback, Willson P., 1916
 Brunner, Phil, 2006, 07, 08
 Bryan, Wayne, 1971
 Bryant, C.J., 2011, 12, 13
 Bryant, Corbin, 2007, 08, 09, 10
 Bryniarski, Michael S., 1969
 Buckley, Stephen, 2013, 14, 15
 Budzien, Jeff, 2010, 11, 12, 13
 Bucaro, Bob, 1984, 85, 86, 87
 Buchanan, Richard, 1988, 89, 90
 Buck, Kevin, 1995, 96, 97, 98
 Buckley, John J., 1973
 Buckner, Jeffrey J., 1967
 Buckner, Michael M., 1963, 64, 65
 Buckner, Tobin, 1989, 90, 91, 92
 Buechel, James J., 1932
 Buffmire, Donald K., 1941, 42, 43
 Bullmore, Graham, 2015
 Bumgarner, Marc, 1984, 85, 87
 Bunda, George J., 1963
 Burbach, Matt, 1983, 85, 86
 Burden, John, 1996, 97, 98
 Burger, Harold E., 1960
 Burke, Colby, 1991, 92
 Burke, Nick, 1940, 41, 42
 Burkett, Ben, 2008, 09, 10, 11
 Burman, George R., 1961, 62, 63

Burnett, Vange N., 1934, 35, 36
 Burns, James J., 1964, 65
 Burns, John, 1979, 80
 Burns, Jon, 1994, 96
 Burnstein, Sidney, 1929, 30, 31
 Burrell, Aaron, 1997, 98, 99
 Burrows, Earl R., 1952
 Burson, Donald M., 1946, 47, 48, 49
 Burson, Robert C., 1950, 51, 52
 Burton, Paul, 1993, 94, 95, 96
 Burton, Ronald E., 1957, 58, 59
 Burton, Ron Jr., 1985, 86, 87
 Burton, Phil, 1992
 Burton, Steve, 1982, 83, 84
 Bush, Edward N., 1943
 Butherus, Albert, 1939, 40
 Butler, Ben, 1978, 79
 Butler, J.B., 2015
 Butler, Mike, 1981
 Buzby, Ted, 1986, 87
 Byers, Fred M., 1885
 Bynum, Casey, 1997

C

Calderwood, Kevin, 1986
 Calderwood, Lowell W., 1927, 28, 29
 Callahan, Kevin J., 1976
 Callaway, David, 1979, 80, 81
 Callaway, Thomas W., 1952, 53, 54
 Callentine, D.R., 1987, 88, 89
 Calvano, Michael A., 1935, 36, 37
 Cammon, Michael, 1977, 78, 79
 Campbell, Ibraheim, 2011, 12, 13, 14
 Campbell, John, 1982
 Campbell, John L., 1961
 Campbell, Woodrow L., 1964, 65, 66
 Cannon, Joe, 2012, 14
 Canty, Mark, 1990, 93
 Caplinger, Edward, 1962
 Capstran, Chris, 1979, 80, 81
 Carle, Gerald C., 1943, 46, 47
 Carlson, Julius G., 1903, 04, 05
 Carlson, Robert C., 1941, 42
 Carney, Lester, 1989, 90
 Carney, Martin J., 1920
 Carnicom, Todd, 1977, 79
 Carollo, P.J., 2012, 13
 Carpenter, Craig, 1984
 Carpenter, Jared, 2009, 10, 11, 12
 Carpenter, Shawn, 1984, 85, 86, 87
 Carr, Austin, 2014, 15
 Carr, Clyde M., 1887
 Carstens, Charles R., 1971
 Cartaya, Vincent, 1999, 00, 01, 02
 Carter, Chance, 2011, 12, 13, 14
 Carter, Robert V., 1935
 Carver, Brett, 1978
 Castillo, Luis, 2001, 02, 03, 04
 Catlin, Franklin S., 1897, 98
 Cekan, Paul R., 1953
 Cerasani, Jon, 1999
 Cerne, Joseph, 1962, 63, 64
 Cernoch, Rudolph G., 1948, 49, 50
 Chabot, Justin, 1993, 94, 95, 96
 Chaddock, D. Clifford, 1900
 Chamberlain, Wayne, 1958, 59, 60
 Chambers, Floyd A., 1939, 40, 41
 Chambers, Joseph, 1933, 34, 35
 Chandler, Nicholas G., 1952, 53
 Chandler, Russell J., 1918
 Chapin, Fred S., 1888
 Chapman, Max, 2012, 13, 14, 15
 Chapman, Pete, 1999, 2000
 Cheatham, Sam, 2005, 06
 Chochron, Nicholas R., 1949, 51
 Christensen, Jeff, 1978
 Christian, Bob, 1987, 88, 89, 90
 Christian, Tom, 1990, 91, 92
 Christmann, William F., 1924, 25
 Chrustic, Dennis M., 1964
 Cieslak, James L., 1968
 Cisek, Bo, 2009, 10, 11, 12
 Cigrand, Elroy F., 1916, 18, 19
 Citrin, Phillip M., 1952
 Clark, Colby, 2001, 02, 03, 04
 Clark, Darnell, 1991

WILDCATS HISTORY

ALL-TIME LETTERWINNERS

Clark, David W., 1964
 Clark, Frank M., 1887, 88, 89
 Clark, Littrell J., 1946
 Clark, Philip E., 1964, 65, 66
 Clark, Robert E., 1928, 29, 30
 Clark, S., 1890, 91
 Clarke, Vince, 2005
 Clawson, Charles D., 1939, 40, 41
 Clawson, Frank E., 1943, 44
 Clayton, Kenneth W., 1963
 Cleary, Dan, 1974, 75, 77
 Clelland, Lance, 1998, 99, 00, 01
 Clemons, Craig D., 1941
 Cliff, Arthur F., 1938
 Clifford, Chester C., 1885, 87
 Coates, Anthony, 1982, 83, 84, 85
 Cobb, Erryn, 2003, 04, 05, 06
 Cofield, Barry, 2002, 03, 04, 05
 Cohn, Jeff, 1979, 80
 Colberg, Harold E., 1941, 42
 Cole, Clarence M., 1924
 Cole, Henry H., 1912
 Cole, Marquice, 2002, 03, 05, 06
 Coleman, Lee, 2007, 08, 09, 10
 Coleman, Ron, 1980
 Colin, Robert N., 1926
 Collaros, Tex N., 1965
 Collier, Eric, 1994, 95, 96, 97
 Collier, Joel D., 1951, 52, 53
 Collins, Javiar, 1998, 99, 2000
 Collins, Marlon, 1988, 89, 90, 91
 Collins, Roland T., 1967, 68
 Colter, Kain, 2010, 11, 12, 13
 Colton, Chauncey, 1903, 04
 Combs, James Gerald, 1968, 69, 70
 Conan, Herman D., 1924, 25
 Concannon, Scott, 2008, 09, 10
 Congdon, Oral E., 1944
 Conner, Roger W., 1955, 56
 Connors, Richard V., 1944, 45, 46
 Conoway, Gerald, 1996, 97, 98
 Conteas, Nick C., 1937, 38, 39
 Conteh, Omar, 2005, 06, 07, 08
 Conti, Fred D., 1958
 Cook, Joseph J., 1941
 Cook, Leon S., 1940, 41
 Cooks, John, 1970, 71, 72
 Cooper, Frank L., 1907, 08
 Cornell, John J., 1966, 67, 68
 Corona, Joe, 1975, 76, 77, 78
 Cosner, John J., 1913
 Coughlin, Michael P., 1969, 70, 71
 Coverdale, Sam, 2015
 Covington, Raheem, 1999, 00, 01, 02
 Cowel, Dale, 1970
 Cox, David M., 1960, 61
 Coyne, Dennis W., 1965, 66, 67
 Craig, Steve, 1971, 72, 73
 Crane, Frank, 1915, 17
 Crawford, Richard A., 1951
 Crizevsky, Hyman, 1930, 31
 Cross, David, 1989, 90, 91, 92
 Cross, Irvin A., 1958, 59, 60
 Crowder, Jim, 1980, 81
 Cruice, Walter G., 1933, 34, 35
 Cruise, Keith, 1981, 82, 83, 84
 Crum, Adam, 2005, 06, 07
 Crum, Earl E., 1944
 Crum, Gary L., 1962, 63
 Cruse, Milton, 1912, 13
 Culbertson, John S., 1908
 Culver, Alvin H., 1892, 93
 Cummings, Tim, 1982, 83, 84, 85
 Cummings-John, Shegun, 1998, 99, 00
 Cunningham, Barclay W., 1912
 Cunningham, Jason, 1989, 90, 91, 92
 Cureau, Armand, 1948
 Curry, Larry, 1992, 93, 94, 95
 Curtis, Nicholas T., 1976
 Custer, Jeff, 1985
 Custis, Davon, 2010, 11, 12
 Custis, Paul, 1971, 73
 Cutler, A., 1897
 Cutlich, Nicholas P., 1937, 38, 39
 Cvercko, Andrew B., 1956, 57, 58
 Cvercko, John, 1960, 62, 63
 Cyranoski, David L., 1962, 63, 64

D

Dahl, Ray O., 1920, 21, 22
 Dahlkamp, Fred B., 1939
 Daigneau, Maurie E., 1969, 70, 71
 Dailey, Casey, 1994, 95, 96, 97
 Daley, John F., 1919
 Daley, Kyle, 2007, 08
 Dallstream, David, 1982
 Daly, Charles, 1900, 01, 02
 Daly, Charles, 1925
 Daly, Robert L., 1937, 38, 39
 D'Ambrisi, Jim, 1976
 Damm, David A., 1960, 61
 Damminga, Gregg, 1982, 83
 Damore, John L., 1951, 52, 53, 54
 D'Angelo, Mike, 1974
 Daniel, Benjamin W., 1948, 49, 50
 Daniels, Harold M., 1967, 68, 69
 Danielson, Matt, 2000
 Darraugh, Mike, 1973, 74
 Dart, Justin W., 1926, 27, 28
 Dart, Rich, 1974
 Dau, James E., 1963, 64
 Dauch, Luke, 2015
 Daugherty, Gerald, 1963
 Davenport, Stanley, 1984, 85, 86, 87
 Davidson, Frederick A., 1900, 01, 04
 Davie, Quentin, 2007, 08, 09, 10
 Davis, Guy W., 1922, 23
 Davis, Harold A., 1914
 Davis, Mike, 1996, 98
 Davis, Saunders A., 1960
 Davis, Walter L., 1972
 Davis, William H., 1904, 05
 Day, Lawrence A., 1946, 47, 48, 49
 Day, Loran A., 1947, 48, 49
 Dean, Randolph H., 1974, 75, 76
 Dean, Richard H., 1967, 68
 Dean, Rob, 1974, 75, 76
 Deason, Charles, 1918
 Deasy, Robert E., 1958
 DeCorrevont, William J., 1939, 40, 41
 Deegan, William J., 1960
 DeGolyer, Laurence, 1891
 Deiters, Neal, 2009, 10, 11, 12
 Delaney, Stephen H., 1953
 Dellago, Charles S., 1943
 Dembowski, Richard J., 1973, 74, 75
 Demos, Stefan, 2007, 08, 09, 10
 Demyan, Edward O., 1951, 52, 53
 Denny, Donald J., 1967, 68
 Deoduic, William, 1942
 DePauw, Francis G., 1945, 46, 47, 48
 DePietro, Adam, 2013, 14, 15
 DERNING, John J., 1969, 70, 71
 Derricks, Thomas, 2001
 DeStefano, Fred W., 1923
 DeSwarte, Ralph P., 1914
 DeVry, Carl V., 1934, 35, 36
 Diaz, Ramon, 2008
 Dickerson, Cameron, 2012, 13, 14, 15
 Dickerson, Garrett, 2014, 15
 Dickey, John, 1962
 Dickie, Dean A., 1964, 65
 Dickinson, Thomas A., 1971
 Diedrick, Doug, 2012, 13, 14
 Diehl, Cleo M., 1936, 37, 38
 Dierberger, Bill, 1977
 Dietz, C.E., 1898, 99, 00, 01
 Dietz, G.O., 1897, 98, 00, 01
 DiFrancesca, Vincent, 1942, 46, 47
 Dilley, George E., 1930, 31, 32
 Dillon, Raymond E., 1960, 61
 Dinard, Mike, 2005, 06, 07, 08
 DiNardo, Jack, 2008, 09, 10, 11
 Dineff, Louis C., 1961, 62, 63
 Ding, Walter, 1985, 86, 87, 88
 Dious, Cory, 2004, 05, 06
 Dippel, William C., 1976
 Dirkes, Bob, 1984, 85, 86
 Dirks, Bret, 1987, 88
 Disper, Dirk, 1987, 88
 Ditchman, George, 1980
 Dixon, Dan, 2006, 07
 Dixon, David, 1982, 83, 84
 Dixon, Eric, 1990, 91

Dockery, Todd, 2005, 07, 08
 Dodge, Tony, 1997
 Doles, Tommy, 2015
 Donaldson, Michael W., 1964, 65, 66
 Dorsey, Doug, 1978, 80
 Douglas, Jack G., 1936, 37
 Downing, Tim, 2007
 Doyle, Bob, 1970
 Doyle, Jack C., 1944
 Draga, Brad, 1990, 91, 92
 Draper, Alwin, 1970, 72
 Draznik, Bill, 1977, 78, 79, 80
 Drexler, Darren, 1993, 94, 95, 96
 Drinan, Jeffrey O., 1974
 Driscoll, Bob, 1984, 85, 86, 87
 Driscoll, John L., 1915, 16
 DuBose, KeJuan, 1995, 96, 97
 Dubsky, Edwin F., 1932
 Dudzinski, Dave, 1983, 84, 85
 Due, Lou, 1976
 Duffill, John W., 1952
 Dugar, Demetrius, 2009, 10, 11, 12
 Duhart, Frederick R., 1954
 Dunbar, Ronald W., 1954
 Duncan, Curtis, 1984, 85, 86
 Duncan, Scott, 1976, 77, 79
 Dunlea, James M., 1978
 Dunsmore, Drake, 2007, 09, 10, 11
 Dupper, Torin, 2011
 Durham, James O., 1941
 Durr, Pat, 1999, 00, 01, 03
 Dustin, Jack A., 1969, 70, 71
 Duvall, Hugh C., 1933, 34, 35
 Duvic, John, 1983, 84, 85, 86
 Dwyer, Stanley T., 1954, 55
 Dybas, David M., 1971, 72
 Dyer, Harold E., 1950, 51
 Dyra, Jeff, 1997, 98, 99
 Dyson, Lewis E., 1894
 Dzierwa, Matt, 1988, 89, 90, 92

E

Eaton, David, 1988, 89, 90
 Eaton, Demetrius, 2004, 05, 06
 Ebert, Jeremy, 2008, 09, 10, 11
 Ebner, Stewart, 1974, 75
 Eby, Thomas R., 1936, 37, 38
 Eby, Thomas R., Jr., 1968
 Echols, Fate L., 1959, 60, 61
 Edgren, Reuben H., 1918
 Edwards, Ricky, 1980, 81, 82, 83
 Eek, Lauris M., 1915
 Egbert, Theodore B., 1928, 29, 30
 Eggemeyer, John M., 1966, 67
 Eggers, Richard R., 1943, 46, 47, 48
 Eggleay, George, 1899
 Ehle, Lewis C., 1891
 Eickhoff, Robert E., 1959, 60, 61
 Ekl, Terry A., 1968, 69
 Eldridge, John W., 1955, 56
 Eller, Regis, 1999
 Ellingwood, Lloyd, 1916, 17, 19
 Elliott, Arthur J., 1898, 99, 00, 01
 Ellis, Collin, 2011, 12, 13, 14
 Ellis, John H., 1914
 Ellis, John L., 1954, 55, 56
 Ellis, Ronald M., 1971
 Elrod, Richard J., 1952
 Elsen, Corbett, 1999
 Emmerich, Conrad, 1997, 98, 99, 00
 Emmerich, Richard J., 1966, 67, 68
 Emmons, Mike, 1988
 Engebretsen, Paul, 1929, 30, 31
 Epich, Tom, 1980, 81
 Erdlitz, Richard A., 1940, 41
 Erdman, Pat, 1980
 Erickson, Milton L., 1927, 28, 29
 Erickson, Neil E., 1955
 Erickson, Richard, 1933
 Erickson, Richard B., 1955
 Erlandson, Phillip F., 1930
 Erwine, Samuel D., 1910
 Erwine, Wright H., 1920, 21
 Eshun, Mike, 2012, 13
 Essex, Trai, 2001, 02, 03, 04
 Ethington, Claire E., 1969

Ethington, Steven C., 1970
 Evans, Brandon, 2000, 01
 Evans, James R., 1929, 30, 31
 Evans, Quinn, 2012
 Evans, Raymond A., 1950, 51
 Everist, Ralph P., 1945, 46, 47
 Ewing, Joseph S., 1920, 21
 Eylar, Ralph W., 1929, 30, 31

F

Farman, David, 2000, 01
 Farrar, James H., 1945, 47, 48
 Farrell, Donald L., 1946, 47
 Faunce, Albert R., 1959, 60
 Fawcett, M.E., 1886
 Fay, Adam, 1998, 00, 01
 Feaster, Ed, 1989
 Feist, Francis A., 1963
 Felton, Ray N., 1971, 72, 73
 Fencil, Richard J., 1930, 31, 32
 Fiedler, Mike, 1977, 78, 79
 Fields, Arby, 2009, 10
 Fields, Demetrius, 2009, 10, 11, 12
 Field, Richard A., 1967, 68
 Fields, Jonathan, 2004, 05
 Finn, John, 1978, 79, 80
 Fischer, Carlton R., 1964
 Fischer, Greg, 1988, 89, 90, 91
 Fish, Cameron, 1912
 Fisher, Carl, 2007, 08, 09
 Fisher, Lyle H., 1932
 Fisher, Waldo A., 1925, 26, 27
 Fisher, Winfield S., 1944
 Fitz, David A., 1966
 Fitzgerald, Pat, 1993, 94, 95, 96
 Fitzpatrick, Chris, 2013, 14, 15
 Flaherty, Tom, 1982, 83, 84, 85
 Flaherty, Steve, 2009, 10, 11, 12
 Flatley, Paul R., 1960, 61, 62
 Fleager, Harry A., 1900, 01, 02, 03
 Fleming, Davion, 2010, 11, 12, 13
 Flesher, Bill, 1986, 87
 Flesher, Rial, 1972
 Fletcher, Abbott L., 1910, 11
 Flora, Michael W., 1966
 Flowers, Richard R., 1948, 49, 50
 Fogarty, Clifford T., 1930
 Ford, James S., 1924, 26
 Ford, Jim, 1977, 78, 79, 80
 Ford, William W., 1947, 48, 49
 Fordenwalt, Matt, 1998
 Forman, Craig, 1987, 88, 89, 90
 Forman, William W., 1948, 49
 Forsthofer, Raymond, 1967, 68, 69
 Foskett, James J., 1973, 74, 76
 Fossier, Kenneth W., 1930, 31
 Foster, John N., 1954, 55
 Foster, Ronnie, 2000, 01, 02
 Fowler, Willmer, 1956, 57, 58
 Fox, Bertrand, 1927, 28
 Fox, Stephen S., 1926
 Franck, Harry J., 1942, 43
 Frank, Lyall L., 1951
 Franklin, Ernest, 1974, 76
 Franks, Lawrence J., 1964
 Frazier, Matt, 2012, 13, 14, 15
 Frederick, Robert M., 1957
 Frederickson, Wayne, 1973, 74, 75
 Freeman, Jeff, 1986, 87
 Friedrich, Ryan, 1997, 98
 Freveletti, Dan, 1988, 89, 90, 91
 Frickey, Herman, 1943
 Froberg, Milward F., 1931, 32
 Frymire, Kevin, 2007, 08, 09
 Fuller, Leon E., 1933, 35, 36
 Fuller, Michael E., 1973, 74
 Fulton, Ric, 1980
 Funderburg, R. Robert, 1943, 44
 Furlong, James, 1940

G

Galler, William J., 1968, 69
 Gardner, Barry, 1995, 96, 97, 98
 Gargas, Chester, 1936
 Garner, Ty, 1997, 98



ALL-TIME LETTERWINNERS

Garretson, Thomas P., 1965, 66, 67
 Gary, Paul R., 1969, 70, 71
 Gatch, Earl, 1990, 91
 Gates, J.N., 1894, 95, 96
 Gates, Lawrence K., 1965, 66
 Gatewood, Jankeith, 1981, 82, 84
 Gavin, Jack, 1975, 77
 Geegan, Bill, 1974, 76
 Geegan, Patrick M., 1976, 77, 78
 Geiss, Bruce A., 1969
 Geister, Walter W., 1964, 65, 66
 Genovese, Frank W., 1942
 Gent, John M., 1941, 42, 43
 Gerber, Bill, 1980
 Germany, Rudy, 1982, 83, 84, 85
 Gesler, Wendell, 1916, 17
 Gethman, Walter, 1909, 10
 Geyer, Donald W., 1934, 35, 36
 Gibson, Deonte, 2012, 13, 14, 15
 Gibson, DeWitt C., 1934, 35, 36
 Gibson, George B., 1919
 Gibson, Ralph S., 1910
 Gibson, Robert W., 1966
 Gilbreth, John P., 1905
 Gildner, Bill, 1978, 80, 81
 Gill, John, 2005, 06, 07, 08
 Gilmore, Harold, 1977
 Gilmore, John E., 1945
 Giometti, Mike, 1994, 95
 Girkins, Kim, 1973, 75
 Gissendaner, Lee, 1990, 91, 92, 93
 Glanton, Robert, 1993
 Glantz, David M., 1971, 72
 Glass, Peter B., 1967
 Glassman, Wayne O., 1953, 54, 55
 Glosniak, Richard C., 1968
 Gloss, David H., 1885
 Gloss, Samuel D., 1894, 95
 Gnos, Graham, 1995, 96
 Godina, Gary R., 1969, 70, 71
 Golan, Frederick J., 1944
 Golan, Leonard W., 1942, 43
 Golarz, Mike, 1989, 90, 91
 Golarz, Scott, 1989, 90, 91, 92
 Goldak, John C., 1937, 38, 39
 Gondek, Anthony G., 1954, 56, 57
 Gonya, Robert, 1929, 30, 32
 Gonya, Victor, 1934
 Goodlow, Roderick, 2009, 11, 12
 Gooch, Tyrone, 1997, 98, 99
 Gordon, Virgil, 1919
 Gorski, Stanley A., 1945, 46, 47
 Gorz, Len, 1975, 77
 Goshgarian, Gerard M., 1960, 61, 62
 Gossage, Ezra Gene, 1957, 58, 59
 Gottschalk, Jerome A., 1932
 Govine, Jasen, 1992
 Gowins, Brian, 1995, 96, 97, 98
 Gradone, Chris, 2013, 14
 Graf, William A., 1957
 Graham, Alva W., 1923
 Graham, Otto E., 1941, 42, 43
 Graham, Richey V., 1947
 Graham, Shane, 1992, 93, 94, 95
 Granberg, Oscar, 1905
 Grant, Keegan, 2007, 08, 09, 10
 Grasseette, D. Bligh, 1913, 14, 15
 Grausnick, Harry C.W., 1920, 21
 Gray, Rollin Lester, 1914
 Green, James A., 1934
 Green, Jason, 1990, 91, 92
 Green, Treyvon, 2011, 12, 13, 14
 Greenberg, Lester L., 1925
 Greenfield, Mike, 1984, 85, 86, 87
 Greenwald, Billy, 1990, 91, 92
 Greer, Bill, 1976, 79, 80
 Grefe, Theodore F., 1937, 38, 39
 Gregg, Clint, 1986
 Gregory, Kenny, 1980, 83
 Gregus, Jake, 2010, 11
 Grelle, Curt, 1977, 78, 79
 Gresens, Herbert A., 1950
 Grier, James P., 1919
 Griffin, William J., 1928, 29, 30
 Griffith, Frank W., 1892, 93, 94
 Griffith, Paul R., 1925, 26
 Grimes, Onaje, 2000, 01, 02

Griswold, Bob, 1986, 87, 88, 89
 Groves, Roosevelt, 1979, 80, 82
 Gruhn, Oscar L., 1911, 12, 13
 Guending, Mike, 1980, 81, 82, 83
 Guess, Lawrence, 1993
 Gunstra, Bruce A., 1965, 66, 67
 Guritz, Donald A., 1937, 38, 39
 Gustafson, Victor, 1925, 26, 27

H

Haas, John V., 1927, 28, 29
 Haffner, Donald G., 1952, 53
 Hagmann, Charles, 1945, 47, 48, 50
 Hahn, Adam, 2006, 07, 08, 09
 Hahn, Michael, 1967
 Hahnenstein, Oliver E., 1938, 39, 40
 Hails, Robert F., 1930
 Hajek, Charles J., 1933
 Halenkamp, G. Laurence, 1943
 Hall, Carl B., 1931
 Hall, Jimmy, 2011, 12, 13, 14
 Hall, Joel A., 1968, 69, 70
 Hall, Nate, 2015
 Hall, V.J., 1894
 Hallstrand, David E., 1967, 68
 Haman, John A., 1937, 38, 39
 Hamdorf, Chris, 1996, 97
 Hamill, Harry, 1885
 Hamilton, Rubey J., 1905, 08
 Hamlett, Gerard, 2005
 Hampton, Robert L., 1963, 65, 66
 Hampton, Will, 2010, 11, 12, 13
 Hance, Blake, 2015
 Hanley, Leland F., 1928, 29, 30
 Hanns, William H., 1905
 Hanrahan, Tim, 2012, 13, 14
 Hansen, Charles A., 1961
 Hansen, Frank N., 1952, 54
 Hansen, Westi A., 1945
 Hanson, Henry, 1898, 99, 1900, 01
 Harding, Jim, 1984
 Harker, John R., 1943, 44
 Harlow, Mark, 1974, 75, 76
 Harnedy, Jack, 1997, 98, 99, 2000
 Harouvis, George, 1986, 87
 Harping, Brian, 1994, 95
 Harrell, Terry, 1979, 80
 Harrington, J. Patrick, 1968, 69
 Harris, R. Alfred, 1888, 89
 Harris, Matthew, 2013, 14, 15
 Harris, Napoleon, 1998, 99, 00, 01
 Harris, Stephen B., 1971, 72, 73
 Hart, Tobias V., 1899
 Hartage, Montre, 2015
 Hartl, Matt, 1995, 97, 98
 Harvey, Jon, 1982, 83
 Haskin, Warren C., 1954
 Haskins, A.S., 1887, 88
 Hasse, Clarence C., 1940, 41, 42
 Hastings, Lowell, 1924
 Hathaway, Herman P., 1924
 Hathaway, Stanley E., 1919, 20, 21
 Haug, Ralph F., 1929, 30
 Haugsness, James R., 1963, 64, 65
 Hauser, Scott, 1991
 Havens, Jesse, 1991
 Hawkinson, Lloyd E., 1947
 Hawley, Kim, 1982
 Haynes, Donnie G., 1971, 72, 73
 Hayskar, Eino O., 1934
 Hazen, John B., 1926, 27, 28
 Heagy, Merrill A., 1940, 41
 Heap, Donald E., 1935, 36, 37
 Hecker, Fred, 1958
 Hecker, Robert L., 1969
 Hein, Herbert E., 1943
 Heinz, Bryan, 2003, 04, 05, 06
 Heitmann, Frederick W., 1937, 38
 Heitmann, Keith J., 1972
 Holding, Dave, 1986, 87
 Hellebusch, John, 1990, 91, 92, 93
 Helleman, William L., 1927
 Hemby, Wilbert J., 1969, 70, 71
 Hemmerle, Brian, 1996, 97, 98, 99
 Hemphill, Dana, 1977, 78, 79
 Henderson, Dan, 1975, 76, 77

Henderson, Herschel, 2001, 02, 04, 05
 Henderson, William J., 1934
 Henry, Alfred, 1888
 Henry, Blake, 1998
 Henry, Traveon, 2012, 13, 14, 15
 Heren, Hubert E., 1909
 Herbert, Shaun, 2003, 04, 05, 06
 Herman, Edward, 1922, 23
 Herrmann, George Tim, 1939
 Herron, Noah, 2001, 02, 03, 04
 Hershberger, William E., 1945, 46
 Herzog, Donald M., 1974, 75, 76, 77
 Heuss, John S., 1932, 33
 Hickerson, Charles, 1973
 Hickey, Dave, 1980
 Hickey, Pat, 2010, 11, 12, 13
 Hiemenz, Paul, 1972, 73, 74
 Hiemenz, Paul B., 1938, 39, 40
 Hightower, Wilbur, 1912, 13, 14
 Highlen, Tanner, 2008
 Higley, Robert W., 1952, 53, 54
 Hill, John, 1951
 Hill, Omar, 1983
 Hill, Robert, 1973, 74, 75
 Hill, Tim, 1978, 79
 Hiller, Jeff, 1988
 Hilston, Hubert G., 1944
 Hinton, Chris, 1979, 80, 81, 82
 Hinton, Clarence D., 1935, 36, 37
 Hirsch, Edward N., 1941, 42, 46
 Hitt, Isaac R., 1885, 86, 87
 Hittman, Jon A., 1968, 69, 70
 Hlebasko, George P., 1948, 49, 50
 Hodge, Darryl, 1997, 98, 99
 Hoerster, John E., 1968, 69, 70
 Hoffman, David, 1978, 80
 Hoffman, Gavin, 1998
 Hofmann, Steve, 1984, 85, 86, 87
 Holcomb, Stuart K. Jr., 1957, 58, 59
 Holden, Percy, 1980, 83
 Holland, Gary A., 1969
 Holland, James W., 1946, 47
 Holliday, John Francis, 1973, 74, 75
 Holloway, John, 1982
 Hollowell, Knowles B., 1924
 Holmer, Walter R., 1926, 27, 28
 Holmes, Don, 1994, 95, 97
 Holmes, Edwin, 1909
 Holmes, Roy A., 1917
 Holsen, Stan, 1988, 89, 90, 91
 Homco, Thomas, 1988, 89, 90, 91
 Hoopes, DeWitt P., 1958, 59
 Hopkins, Marion, 1894
 Horn, Brandon, 2002, 03, 04
 Horn, Edward, 1915
 Horne, Edward B., 1933, 34
 Horner, Noa W., 1968
 Horton, Chris, 2003, 04, 05
 Horton, Laurence C., 1921, 22, 23
 Horvath, Charles N., 1940
 Howard, Loren, 2002, 03, 04
 Howe, James F., 1950, 51
 Howell, H.R., 1888
 Howells, Joel, 2004, 05, 06
 Hren, Charles A., 1950, 51, 52
 Hren, Francis P., 1951, 52, 53, 54
 Hruby, Tom, 2014, 2015
 Hubbard, Bruce A., 1967, 68, 69
 Huber, David F., 1967
 Hudson, Harold R., 1941, 42, 43
 Hudson, Joseph Michael, 1967, 68, 69
 Huffman, Brian, 2000, 02, 03, 04
 Hughes, Tim, 1994, 97
 Hughes, Titus, 1985
 Huizinga, Raymond W., 1950, 51, 52
 Huizik, Marc, 1981, 82, 84
 Hunt, Robert D., 1950, 51
 Hunt, William P., 1945, 46
 Hunter, Hal, 1978
 Hunter, Joseph, 1896, 97, 99, 1900
 Hunter, Malcolm, 1974, 75, 76, 77
 Hurwitz, Danny, 1982
 Huston, Robert A., 1931
 Hutchens, John C., 1933
 Hutchings, James J., 1974, 75, 76
 Hutchinson, Eric D., 1969, 70, 71
 Hysell, Theodore H., 1955

I

Iddings, Maurice H., 1914
 Ignatowicz, Mark, 1980, 81, 83
 Igwebuik, Godwin, 2014, 15
 Irving, Thomas W., 1937, 38
 Iseler, Gerald W., 1959
 Ismaeli, Hudhaifa, 1994, 95, 96
 Ison, Mark, 2008
 Israels, Lloyd I., 1951, 52, 53
 Iverson, Emil W., 1950, 51
 Ivlow, John, 1988, 89
 Ivy, Andrew C., 1943
 Ivy, William H., 1942, 43, 46

J

Jackson, Bobby, 1992, 93, 94
 Jackson, David H., 1897
 Jackson, Justin, 2014, 15
 Jackson, Ralph, 1982, 83, 84
 Jacobsen, Rick, 1975
 Jacobson, Roy C., 1908, 09, 10
 Jagels, Frank O., 1943, 44
 James, Adam, 1987
 James, Dwight, 1988, 89, 90, 91
 Jamsek, Bob, 1986, 87
 Janus, Paul, 1994, 95, 96, 97
 Jarvis, H.H., 1889
 Jasinskis, Paul, 1973, 74, 75
 Jaus, William C., 1951
 Jecha, Ralph L., 1950, 51, 52
 Jefferson, L. Bernard, 1936, 37, 38
 Jenkins, Derell, 2002, 03, 04
 Jenkins, Elbert J., 1904, 05
 Jenkins, John F., 1919
 Jenkins, Jon, 1980
 Jenkins, Todd, 1980, 82, 83
 Jens, Arthur M., 1931, 32, 33
 Jensen, Mike, 2010, 11, 12, 13
 Jerasa, Charles J., 1956, 57
 Jerikian, Michael, 1959
 Jeske, Chris, 2007, 08
 Jeske, Francis M., 1954, 55, 56
 Jeter, Charles E., 1894, 95
 Jewett, G.H., 1893, 94
 Jimmar, Jeff, 1991, 92
 Jindrich, James J., 1932
 Johnson, Alton, 1898, 99, 00, 01, 02
 Johnson, Andrew N., 1910, 11, 12
 Johnson, Ben, 2008, 09, 10, 11
 Johnson, Carroll W., 1916
 Johnson, Clarence W., 1951, 52
 Johnson, Clyde W., 1897
 Johnson, Cole, 2014, 15
 Johnson, Donald, 1940, 41
 Johnson, Donald, 1977, 79
 Johnson, Douglas M., 1909, 10
 Johnson, Edward James, 1904, 05
 Johnson, Edward "Teddy", 1998, 99, 00
 Johnson, Frank S., 1960, 61
 Johnson, Gilbert A., 1929
 Johnson, Rejaie, 2005, 07, 08
 Johnson, Robert W., 1924, 25, 26
 Johnson, Rob, 1992, 93, 94, 95
 Johnson, Rob, 1998, 99
 Johnson, Samuel, 1956, 57, 58
 Johnson, William, 1922, 23
 Johnsos, Luke A., 1926, 27
 Johnston, Mark R., 1957, 58, 59
 Johnston, Thomas R., 1908
 Jolas, Paul, 1982
 Jones, Anwawn, 1996, 97
 Jones, Braden, 2002, 03
 Jones, Charles, 1991
 Jones, Christian, 2011, 12, 13, 15
 Jones, Conrad, 1989, 91, 92, 93
 Jones, Daniel, 2011, 12, 13
 Jones, George, 1985, 86, 87
 Jones, Joseph, 2013, 14, 15
 Jones, Malin, 2013
 Jones, Mycal, 1997, 98, 99
 Jones, Ralph O., 1955
 Jones, Shannon, 1997
 Jones, Taylor, 2004
 Jones, Tonjua, 2004, 05, 06, 07

WILDCATS HISTORY

ALL-TIME LETTERWINNERS

Jones, Tony, 2010, 12, 13, 14
 Jones, Tyris, 2009, 11, 12
 Jones, Walter D., 1950, 51, 52
 Joplin, Cameron, 2008, 09
 Jordan, Andrew H., 1934
 Jordan, Robert E., 1915
 Jordan, Roger, 2000, 01, 02, 03
 Jordan, Terrell, 2002, 03, 06
 Jorgensen, Paul, 2011, 12, 13, 14
 Justak, Eugene J., 1944
 Justak, Raymond J., 1943, 44

K

Kachaturoff, Dan T., 1951, 53
 Kadela, Adam, 2003, 05, 06, 07
 Kafir, Henry H., 1902, 03, 04
 Kafka, Mike, 2006, 07, 08, 09
 Kaiser, David A., 1960
 Kaiser, Steve, 1981, 82, 83
 Kallas, Dino, 1991
 Kaminski, Michael S., 1970
 Kane, Corky, 1988
 Kanyer, David F., 1947
 Kappleman, Edward, 1892
 Kapter, Alex J., 1941, 42, 43
 Kardos, Brian, 1993, 95, 96
 Karlstad, Warren C., 1940, 41, 42
 Karras, Ted, 1983, 84, 85, 86
 Karras, Tony, 1985, 86, 87
 Karsten, Adrian, 1979, 80
 Karsten, Arnold M., 1926, 27
 Karstens, Jim, 1980, 82
 Kasprzycki, Wally, 1976, 78, 79
 Kaukialo, Tom, 1984, 85, 86, 87
 Kawal, Albert P., 1932, 33, 34
 Kean, Dudley B., 1941, 42, 43
 Keane, John, 1972
 Keddie, Burton G., 1948, 49, 50
 Keefe, Patrick J., 1946, 47, 48, 49
 Keeley, Donald P., 1964
 Keenan, Ryan, 2003, 04, 05, 06
 Kelley, Albert J., 1922, 23, 24
 Kelley, Andrew M., 1953
 Kelley, Charles, 1922, 23
 Kelley, Walter J., 1889
 Kelly, Charles A., 1891
 Kelly, Kip, 1989, 90
 Kelly, Robert E., 1955
 Kemp, Ted, 1945
 Kendall, Robert R., 1890, 91
 Kendlzicky, Mike, 1975, 76, 77, 78
 Kennedy, Ben, 2000, 01
 Kennedy, Keegan, 2005, 06, 07, 08
 Kennicott, Ransom, 1888, 89, 90, 91, 92
 Kent, Harry J., 1927, 28
 Kenyon, Kevin, 1977, 78, 79
 Kepford, Ira C., 1939, 40, 41
 Keporos, George J., 1969, 70, 71
 Kern, Chuck, 1977, 78, 79, 80
 Kerrigan, Mike, 1979, 80, 81
 Kershaw, Patrick J., 1970, 71
 Key, Stan, 1971, 72
 Kidd, Garrett, 2015
 Kidd, John, 1980, 81, 82, 83
 Kidder, Mike, 1982, 84
 Kiefer, Paul F., 1940, 41
 Kimbrough, Albert L., 1958, 60, 61
 Kimbrough, Elbert L., 1958, 59, 60
 Kinder, Clifton, 1930, 32
 King, Austin, 1999, 00, 01, 02
 King, Ernest, 1983, 84
 King, George R., 1951
 King, Robert J., 1953, 54
 Kittleman, Charles W., 1908
 Klamn, Edward R., 1936
 Klarr, Dean F., 1929
 Kloote, James W., 1940
 Kloote, John, 1940
 Kluever, Gary H., 1955
 Knafelc, Guy, 1975, 76, 77, 78
 Knauer, Bernard, 1947, 48
 Knowles, James L., 1958, 59, 60
 Koehler, Robert A.C., 1916, 17, 19
 Koehn, Mark, 2005, 06, 07
 Koenings, Tony, 1970
 Koester, Dean, 1982, 83, 84

Kolar, Josh, 1996, 97
 Konopka, Jack, 2011, 12, 13, 14
 Konopka, Pete, 1998, 99, 2000
 Kopecky, Irwin F., 1933
 Koranda, Allen H., 1965, 66
 Kornegay, Bill, 1982
 Koscinski, Leo J., 1935
 Kosmowski, Eron, 1999
 Kostbade, Howard W., 1931, 32, 33
 Kovatch, John P., 1935, 36, 37
 Koziel, Bill, 1991, 93, 94
 Kraft, Walter W., 1911, 12, 13
 Kragseth, Norman H., 1950, 51, 52
 Kranz, Michael T., 1977, 78
 Krebs, Kevin, 1989, 90, 91
 Krehbiel, Todd, 1985, 86
 Kreider, Jack, 1980, 81
 Kreinbrink, Nick, 1999
 Kroeger, John F., 1943, 44
 Krueger, Clarence F., 1953, 55
 Kruger, Donald A., 1939, 40, 41
 Krumtinger, Mark, 1973
 Kubiuk, Daniel, 2015
 Kuceyeski, Randal, 1973, 74, 75
 Kuceyeski, Ronald, 1974, 75
 Kuehl, William B., 1950, 51, 52
 Kuhar, Greg, 2013, 14, 15
 Kuiper, Arthur, 1925, 26
 Kurzawski, James, 2009, 10
 Kurzawski, Richard J., 1966, 67, 68
 Kustok, Zak, 1999, 00, 01
 Kwateng, Prince, 2005, 06, 07, 08

L

LaBelle, Bryan, 1995, 96, 97, 98
 Lake, John M., 1957
 Lambe, Edward J., 1966
 Lamke, Earl J., 1910
 Lamke, Raymond C., 1910, 11, 12
 Lancaster, Tyler, 2014, 15
 Lane, Edwin W., 1919, 20
 Lane, Frank H., 1890, 91, 94
 Lane, Ray A., 1951
 Lane, Ross, 2005, 06, 07, 08
 Lang, Marcus, 1985, 86, 87, 88
 Langenstein, Chester G., 1919
 Lapadula, Mark, 1999
 Larscheid, Slade, 2003, 05, 06
 LaRoque, Joseph E., 1930, 32
 Larson, Greg M., 1971
 Lasater, Robert L., 1919, 20
 Laser, Donald A., 1945
 Lash, James V., 1970, 71, 72
 Laskay, Joseph L., 1937, 38, 39
 Laskowski, Raymond, 1966
 Lauder, Ray S., 1923
 Lauter, Robert W., 1951, 52, 53, 54
 Lauver, Laurence, 1933
 Lawler, Hiram F., 1898, 99
 Lawrence, Kevin, 1999, 00, 01, 02
 Lawrence, Rashad, 2010, 11, 12, 13
 Lawrence, Tim, 1977, 78, 79
 Laws, Charles E., 1955
 Lawson, Frank, 1944
 Lawton, Richard S., 1961, 62, 63
 Leach, Felix H., 1930
 Leahy, Brian, 1991, 92, 93
 Leary, Faraji, 1995, 96, 97
 Lecture, James W., 1945
 Leeder, Chris, 1996, 97
 Leeper, Harry W., 1932, 33, 34
 Leicher, Richard A., 1944
 Leissoo, Hans, 1967, 68
 Leming, Roy E., 1930
 Lenhardt, William C., 1932, 33
 Lentvorsky, Francis A., 1955
 Leonard, Phil, 1981, 82, 83, 84
 Letts, Preston, 1997, 98
 Levings, Frank M., 1896, 97
 Levison, George, 1926, 27, 28
 Lewis, J.H., 1891
 Lewis, Loren L., 1925, 26, 27
 Lewis, Mike, 1984
 Lewis, Wilton M., 1928, 30, 31
 Ley, Mike, 1978
 Lezi, Gilles, 2000, 03

Libberton, Raymond C., 1893, 97, 98
 Liddell, James W., 1939
 Lightfoot, Vernon F., 1944
 Lilja, Larry, 1972, 73, 74
 Lilja, Scott, 2008
 Lilly, Chad, 1994
 Lind, Albert E., 1933, 34, 35
 Lind, Frederick A., 1932, 34
 Lindborg, Oliver J., 1955
 Lindsey, Willie, 1990, 91, 92
 Linn, Earl, 1911
 Lis, Thomas A., 1969
 Liscow, Andy, 1976
 Liszka, Walter J., 1966
 Little, Harry, 1898, 99
 Little, Neil, 1973, 74, 75, 76
 Lizak, Matt, 1978
 Lofton, Undra, 1983
 Logan, Charles R., 1961, 62, 63
 Lohbauer, John E., 1954, 55, 56
 Lokanc, Joseph A., 1938, 39, 40
 Long, Tim, 1999, 2000
 Long, Warren, 2013, 14, 15
 Longfellow, Henry W., 1933, 34, 35
 Loukas, Angelo G., 1966, 67, 68
 Lowe, Mike, 1988, 89, 89
 Lowry, Dean, 2012, 13, 14, 15
 Lowry, Timothy G., 1923, 24, 25
 Lozowski, Keith, 1994, 95, 96, 97
 Lucier, Wayne, 1998, 99
 Lundergreen, Kurt, 1987, 88
 Lutostanski, Frank M., 1971, 73
 Lutz, James J., 1958, 59, 60
 Lutzen, Greg, 2002, 03
 Luxemburg, Evan, 2009, 10
 Luxton, Kenneth, 1967, 68, 69
 Lynch, Martin J., 1916, 17, 19
 Lyons, Bernard E., 1954
 Lyons, Dennis, 1970

M

Mabin, Jordan, 2008, 09, 10, 11
 MacChesney, William, 1898, 99, 00
 Machalski, Richard J.W., 1960, 61, 62
 Mackall, Robert W., 1961, 63
 MacKenzie, Jack A., 1945, 46
 MacRae, Donald M., 1949, 50, 51
 Maddock, George H., 1947, 48
 Madsen, Erwin, 1938, 39, 40
 Mafulli, Niko, 2008, 09, 10, 11
 Magnuson, Glenn, 1920, 21, 23
 Maher, Jeff, 1983
 Mahoney, Connor, 2013, 14, 15
 Malec, Frank G., 1974, 75, 76, 77
 Malleo, Chris, 2004, 05, 06, 07
 Malloy, Walter A., 1936
 Maly, Paul J., 1973, 75, 76, 77
 Mandler, Guy W., 1973
 Manley, John A., 1908, 09, 10
 Mansfield, Sean, 2002, 05
 Manske, Edgar, 1931, 32, 33
 Maris, Glenn, 1910
 Mark, Venric, 2010, 11, 12
 Markshausen, Zeke, 2007, 08, 09
 Maroney, Charles E., 1933, 34
 Marquardt, George W., 1914
 Marquardt, Reuben A., 1917
 Marsh, Jesse I., 1908, 09
 Marshall, Brian, 1997, 98, 99
 Martin, Chasda, 2000
 Martin, Chris, 1992, 93, 94, 95
 Martin, Doug, 1988
 Martin, Paul S., 1977
 Martin, Robert, 1948
 Martin, William M., 1930
 Martinek, Richard G., 1967
 Martinez, Derek, 2000, 01, 02
 Marvel, J. Dallas, 1929, 30, 31
 Mason, Robert H., 1972, 73, 74
 Massie, Donald W., 1928
 Matejka, Carl, 2000, 01, 02
 Mathews, Frank E., 1923, 24, 25
 Mattes, Kurt, 2007, 08, 09
 Matthews, Austin, 2005, 06
 Matthews, Jeravin, 2008, 09, 10, 11
 Maul, Tom, 1980, 81
 Maulding, Ron, 1988, 89, 90
 Mauro, Joe, 2009
 Maycan, James M., 1977
 Mayer, Jonas, 1916
 McAuliffe, Michael J., 1952
 McBride, Don, 1974
 McCaffrey, Jim, 1998
 McCambridge, John R., 1965, 66
 McCann, Bill, 1991
 McCann, George C., 1903
 McCarthy, Paul, 1990, 91
 McCauley, Richard, 1962, 63, 64
 McClellan, Randy, 1986, 87, 88, 89
 McClendon, Ken, 1982
 McClish, Todd, 1989
 McClusky, Frank, 1892, 95, 96, 98
 McCormick, Thomas J., 1950, 51, 52
 McCosh, MacEmerson, 1911, 13
 McCoy, Pat, 1984
 McCreary, David, 1973
 McCreight, Thomas J., 1970, 71
 McCrimmon, Rod, 1986, 87, 88
 McCurdy, Russell, 1915
 McDonald, Paul, 1930, 31, 32
 McElwain, William T., 1921, 22, 23
 McEvilly, Sean, 2011, 12, 13
 McGann, Martin K., 1970, 71, 72
 McGargile, Tim, 2002, 03, 04, 05
 McGee, Mike, 1978
 McGill, Steve, 1981
 McGlade, Tom, 1977, 78, 79
 McGrew, Mike, 1993, 94, 95, 96
 McGurn, George E., 1937, 38, 39
 McHugh, Mike, 2013, 14, 15
 McKay, George R., 1952
 McKean, Kenneth, 1924
 McKeiver, Robert P., 1953, 56, 57
 McKelvey, Robert K., 1964, 65, 66
 McKiernan, Mike, 1973, 75
 McKinley, Robert B., 1945, 46
 McLaughlin, Bill, 1986, 88
 McLaughlin, Eugene D., 1917, 18
 McManis, Sherrick, 2006, 07, 08, 09
 McNamara, Pat, 1971, 72, 73, 74
 McNamara, Paul E., 1940, 41
 McNaul, Bryce, 2008, 09, 10, 11
 McNutt, Lynne W., 1942, 43
 McPheeters, Herman O., 1912
 McPherrin, Howard, 1905
 McPherrin, William L., 1910, 11
 McPherson, Reggie, 2004, 05, 06, 07
 McShepard, Marcus, 2014, 15
 McWilliams, Charles D., 1890
 Meeder, Robert S., 1949, 50
 Meenan, Kenneth, 1931
 Mellin, Henry E., 1930, 31
 Melvin, Boyd C., 1959, 60, 61
 Melzer, William C., 1966, 67
 Merenkov, Dave, 1989, 90
 Mertz, Shane, 2013, 14, 15
 Mesec, Murray, 1936, 38, 39
 Meskill, Mike, 1984
 Method, Harold L., 1937, 38, 39
 Meulendyke, James E., 1944
 Meyer, Richard L., 1951, 52, 53, 54
 Michel, Kirk W., 1976
 Micucci, Matt, 2015
 Middlekauff, Oscar, 1885, 86, 87
 Middlekauff, Samuel, 1885, 86
 Mied, Ronald A., 1965, 67
 Mikkelsen, Harold M., 1922
 Milam, David L., 1963, 64, 65
 Miller, Bernard H., 1919
 Miller, Gene, 1948, 49, 50
 Miller, Ian, 1998, 99
 Miller, Jim, 1975, 77, 79
 Miller, John H., 1948, 49, 50
 Miller, Phil, 1997, 99
 Miller, Raymond E., 1945, 47
 Mills, Dwight M., 1922
 Mims, Kevin, 2005, 06, 07, 08
 Minko, Kurt, 1988, 89
 Mirkopulos, Nicholas, 1975, 76, 77, 78
 Mishler, Dave, 1977, 78, 79, 80
 Mishler, James L., 1975
 Mishler, Lawrence E., 1971, 72
 Mishler, Robert A., 1969, 70, 71



ALL-TIME LETTERWINNERS

Missouri, Dwayne, 1998, 99, 00
 Mitchell, Brendan, 2006, 07, 08, 09
 Mitchell, Jack, 2014, 15
 Mitchell, Kevin, 2007, 08, 09
 Mize, Dale, 1973
 Mitidiero, Dave, 1990
 Mnichowicz, Donald A., 1958, 59, 60
 Mobley, Ben, 1991
 Mogus, Geoff, 2012, 13, 14, 15
 Mole, William S., 1934
 Mondala, Stanley J., 1933
 Moor, Stephen L., 1973, 74, 75
 Moore, Albert B., 1929, 30, 31
 Moore, C.E., 1891
 Moore, Jim, 1972
 Moore, Richard, 1979, 80, 81
 Morgan, Darin, 1981, 82, 83, 84
 Morkin, Michael C., 1969, 70, 71
 Morman, Robert F., 1953, 54, 55
 Morris, Chip, 1988, 89, 90, 91
 Morris, Luther, 1991, 92, 93, 94
 Morris, Max, 1944, 45
 Morrison, Tucker, 1995, 96
 Morse, Albert G., 1897
 Morse, Charles, 1885
 Mortenson, Lawrence J., 1911, 13
 Morton, Joe, 1982, 83
 Morton, Rashad, 1997, 98, 99, 00
 Mosby, Paul, 1981, 83
 Moser, Richard L., 1956, 57
 Motl, Robert J., 1940, 41, 42
 Moulding, Thomas C., 1888, 89, 90
 Moulton, Drew, 2010, 11, 12
 Moyer, Alex, 1981, 82, 83, 84
 Moyers, George W., 1954
 Mrozek, Donald L., 1968
 Mueller, Ewald E., 1916
 Mulder, Lenard, 1916, 17, 18
 Mullins, Anthony F., 1967, 68, 69
 Mulnix, Russell, 1918
 Mulroe, Brian, 2009, 10, 11, 12
 Mundy, Gene G., 1940, 41
 Murakowski, Arthur, 1946, 47, 48, 49
 Murauskis, Jim, 1982, 83
 Murnighan, Hugh D., 1933, 34
 Murphey, James M., 1944, 45
 Murphy, Francis P., 1969
 Murphy, Roger T., 1966
 Murphy, Steven W., 1962, 63, 64
 Murray, Benjamin, 1894
 Musso, Brian, 1994, 95, 96, 97
 Musso, Scott, 1997
 Muth, Michael D., 1964
 Myers, Rich, 1984, 85, 86, 87
 Myers, Thomas W., 1962, 63, 64

N

Nagel, Aaron, 2010
 Nagel, Brett, 2009, 10, 11
 Nagel, Flynn, 2015
 Napolski, Bernard T., 1955, 56, 57
 Natzke, Chris, 1981, 82, 83, 84
 Nauman, Michael C., 1971
 Ndukwe, Ikechuku, 2003, 04
 Neely, David L., 1957, 58
 Neely, Richard L., 1961
 Nelson, Mike Jr., 1995, 96, 97, 98
 Nelson, Robert L., 1948, 49
 Nemeth, Edward L., 1946, 47, 48, 49
 Netter, Al, 2008, 09, 10, 11
 Neustedter, Tom, 1982, 83
 Nevels, Orville, 1983
 New, Pat, 1987, 88, 89, 90
 Newell, Daryl, 1982, 83, 84, 85
 Newhouse, Butch, 1989
 Newton, John, 1990, 92, 93
 Ngene, David, 2004, 05, 06, 07
 Nichols, Richard A., 1958, 60
 Nicklas, Tom, 1983, 84, 86
 Niepokoj, Sigmund, 1952, 53, 54
 Niswander, Hunter, 2014, 15
 Nollman, Jay A., 1965
 Norenberg, Merlin R., 1963, 64
 Norman, Frederick I., 1915, 16
 North, Brad, 2014, 15
 North, Tom, 1978, 79, 80

Norton, Patrick, 1990, 91, 92
 Nosal, Fred D., 1953, 54, 55
 Nowicki, Robert L., 1948, 49, 50
 Noyes, Paul, 1888, 89, 92, 93
 Nuffer, Brian, 1985, 86
 Nunamaker, Thomas J., 1965
 Nunn, Harold D., 1930
 Nussbaum, James, 2008, 09
 Nwabuisi, David, 2009, 10, 11, 12

O

Oates, James F., 1892
 Oberdorf, Gerald L., 1964, 65
 Oberne, John, 1892, 93, 94
 Obrecht, David J., 1960
 O'Brien, Emmet P., 1950, 51, 52
 O'Brien, Tim, 1988, 89
 Odell, Tommy, 2014, 15
 Odenigbo, Ifeadi, 2013, 14, 15
 O'Dwyer, Matt, 1991, 92, 93, 94
 Oettinger, Thomas W., 1976
 Ogden, Garry, 1974, 75, 76
 Ogilvie, Blaine A., 1975, 76, 77, 78
 O'Grady, Thomas J., 1961, 63
 Ohland, William R., 1941, 42, 46
 Oldach, Raymond F., 1946
 Olson, Richard J., 1962, 64
 Olson, Robert H., 1966, 67, 68
 O'Malley, James, 1944
 O'Mara, James M., 1930
 Omilian, Arthur, 2012, 13, 14, 15
 Onesti, Lawrence J., 1959, 60, 61
 Oredugba, David, 2005, 06, 07, 08
 Osborne, Torrio, 1987
 Ostrowski, Steve, 1990, 91, 92, 93
 Otterbacher, Robert E., 1964, 65, 66
 Owen, Carl E., 1926
 Owens, Anderson J., 1971, 72
 Oxley, Ben, 2015

P

Pace, John Henry, 2008, 09, 10
 Paddock, Louis, 1901
 Padgett, Ryan, 1992, 93, 94, 95
 Page, Manley A., 1920
 Pagnucco, Chris J., 1977
 Palmer, Charles W., 1920, 21, 22
 Palmer, Kyle, 1985, 86, 87, 88
 Pals, Steve, 1978, 79, 80
 Panico, Mike, 2013, 14
 Panosh, George E., 1926, 27
 Panovich, Mihailo, 1987, 88
 Pantera, LeRoy P., 1948, 49
 Papich, Samuel J., 1933, 34, 35
 Paquette, Edward J., 1967, 68
 Park, Ian, 2013, 14, 15
 Parker, Hale G., 1910
 Parkes, Charles H., 1893
 Parsegian, Edward Y., 1945
 Parsegian, James, 1947, 48, 49
 Parsons, Charles W., 1924
 Parsons, Tracy, 1980, 82, 84
 Partington, Joseph R., 1943
 Paterson, James J., 1920, 21, 22
 Patrick, Kunle, 2000, 01, 02, 03
 Patrick, William, 1924
 Patrnrchak, Carl, 1973, 74
 Patrnrchak, Joseph M., 1973, 74
 Patterson, Frank D., 1913, 14, 15
 Pawlowski, Todd, 1993, 94
 Paxton, Taylor, 2011, 12
 Payne, Dean, 1977, 78, 79, 80
 Pearce, James, 1892, 93, 94, 95, 96
 Pearsall, Al, 1981
 Pearson, Barry L., 1969, 70, 71
 Pearson, Townsend A., 1909, 10
 Pearsons, A.C., 1893
 Peart, Clifford J., 1955, 56, 57
 Peckumn, Eli F., 1900, 02, 03
 Pederson, Ryan, 2004, 05
 Peifer, Louis F., 1913
 Pell, Timothy C., 1967
 Pendleton, E.T., 1895, 96
 Penfield, Graham, 1918, 19, 20, 21
 Penfield, Henry D., 1920, 21, 22
 Pennington, Doug, 1986, 87
 Penza, Rudolph, 1928
 Perkins, Jordan, 2012, 13
 Perricone, Gaspar F., 1947, 48, 49
 Perrin, Dean F., 1951
 Perry, Edwin R., 1897, 98
 Perry, Mark, 1998, 99
 Persa, Dan, 2008, 09, 10, 11
 Peterman, Eric, 2005, 06, 07, 08
 Peters, Brian, 2008, 09, 10, 11
 Peterson, Carl O., 1974, 75, 76
 Peterson, Duane C., 1944
 Peterson, Kevin, 1995, 96
 Peterson, Kevin, 1985, 86, 87, 88
 Peterson, Richard F., 1952, 53
 Peterson, Ryan, 2000, 02
 Petkus, Burton J., 1960, 61, 62
 Petrak, George E., 1972, 73
 Petter, Charles K., 1948, 49, 50
 Pettit, Lloyd H., 1944
 Petty, Kyle, 2008, 09
 Peyton, Samuel R., 1918, 1919
 Phelps, Horace, 1890
 Phillips, Robert, 1903
 Phillips, Brad, 2006, 07, 08, 09
 Phillips, D.R., 1973, 74
 Philmore, Mark, 2002, 03, 04, 05
 Piccuta, Charles A., 1968
 Pick, Alan E., 1942
 Pickens, John, 2001, 02, 03, 04
 Pienta, Dale W., 1954, 55, 56
 Pierce, Charles H., 1911, 12
 Pierce, Greg, 1987
 Pietrowski, Jeff, 1990, 92
 Pietrzak, Alex, 2012
 Pifer, Harry C., 1909
 Piirto, J. Arthur, 1923
 Pike, John Kent, 1961, 62, 63
 Pinckney, Stone, 2010
 Pines, Justin, 2007
 Pinneo, George, 1899
 Piper, Robert, 1908, 09, 10
 Piros, Robert J., 1945
 Plasencia, John, 2010, 11
 Planisek, William P., 1969, 70, 71
 Plant, Charles, 1983, 84, 85, 86
 Playko, Kenton, 2013, 14, 15
 Pohlen, Pat, 2008
 Pohlman, Dan, 2001
 Pokrifcak, Paul, 1950
 Pooler, Jim, 1973, 74, 75
 Porcelli, Chuck, 2009, 10, 11, 12
 Potter, Albert, 1895, 96
 Potter, George D., 1931, 32, 34
 Potter, Joel, 1974
 Poulos, Sam, 1976, 77, 78, 79
 Powell, Tim A., 1962, 63
 Powers, James R., 1944
 Prater, Jaylen, 2013, 14, 15
 Prater, Kyle, 2012, 13, 14
 Prather, James, 2015
 Pratt, Bob, 1980, 81, 82
 Pratt, E.L., 1899
 Preissner, Edgar D., 1960
 Prezioso, Steve, 1980
 Price, Dominique, 2001, 02, 03, 04
 Price, Joseph E., 1913
 Price, Richard M., 1947, 48, 49
 Prichard, Clarke, 1978, 79
 Prince, Bill, 1980, 81, 82, 83
 Pritchard, Harry K., 1930
 Proby, Damien, 2010, 11, 12, 13
 Proffitt, J. James, 1964
 Proksa, Walter, 1950, 51
 Proskine, Mark A., 1966, 67, 68
 Prosser, Gerald J., 1969
 Pugh, Chad, 1995, 96
 Puette, Robert L., 1963
 Purdin, Raymond R., 1958, 59, 60
 Purkett, Anthony, 1990, 91, 92, 93
 Purtell, Francis C., 1938, 39

Putman, Reding, 1921, 22
 Putnam, Stanley R., 1916

Q

Quaerna, Edward F., 1972
 Queiro, Cameron, 2015
 Queiro, Kyle, 2014, 15
 Quinn, Edward H., 1955, 56, 57
 Quinn, Frederick F., 1960, 61, 62

R

Rabas, Donald J., 1956
 Raffin, Rich, 1980, 81, 82
 Rahr, Gordon J., 1925, 26
 Rallings, Leon, 1980
 Ramp, Justin L., 1965, 66
 Ramsdell, Joseph W., 1966
 Ramsey, Kenneth C., 1964, 65, 66
 Randolph, Robert H., 1915, 16, 17
 Ranicke, Richard J., 1952, 53, 54
 Rapp, Edwin C., 1960
 Ratterman, Joseph W., 1972
 Ray, Rodney, 1991, 93, 94, 95
 Rearden, John J., 1953, 54, 55
 Rebholz, James A., 1964
 Rector, Ron, 1963, 64, 65
 Reed, Jaleel, 2010
 Reed, Vincent M., 1912
 Reeder, Robert J., 1967
 Rees, Trevor, 2003, 04, 06, 07
 Reese, Ernest A., 1910, 11
 Reeves, Todd, 1989
 Reid, Stephen E., 1934, 35, 36
 Reiff, Joe, 1993, 94, 95, 96
 Reineke, Heath, 2015
 Reitz, Phil, 1976, 77, 78, 79
 Reitzug, Matt, 1976, 77
 Rembe, Armin C., 1922
 Rentner, Ernest J., 1930, 31, 32
 Reynolds, Parker, 1972
 Reynolds, Scott, 1974
 Riba, Ronald F., 1952, 53, 54
 Rice, Matt, 1993, 94, 95, 96
 Rich, Ciney R., 1950, 51
 Richards, Raymond D., 1938, 39, 40
 Richart, Chaz, 2005, 07
 Ridgway, Erman, 1885, 86, 87, 88, 89
 Riel, Bert F., 1929
 Riley, Art, 1972
 Riley, Frank, 1934
 Riley, Harry F., 1950, 51, 52
 Riley, John H., 1929, 30, 31
 Riley, Patrick R., 1961, 63, 64
 Riley, Tim, 2010, 11, 12
 Riley, William P., 1931, 32, 33
 Ringer, Theodore W., 1954, 55, 56
 Roach, Nick, 2003, 04, 05, 06
 Robbins, C.J., 2013, 14, 15
 Roberson, Brandon, 2004, 05, 07
 Roberts, Jelani, 2015
 Roberts, Josh, 2014
 Robertson, Claudell, 1983, 84, 85, 86
 Robertson, Donald A., 1960, 61, 62
 Robey, Ray, 1995
 Robinett, Bruce, 1977, 78, 79
 Robins, Fitzgerald J., 1911, 12
 Robinson, Allison A., 1969, 70, 71
 Robinson, Chuck, 1992, 93, 94
 Robinson, Donald W., 1963, 64
 Robinson, Jeff, 1986, 87, 88
 Roche, John G., 1951, 52, 53, 54
 Roche, Thomas G., 1950, 51, 52
 Rockenbach, Jeffrey B., 1968, 69
 Rodeno, Tom, 1990, 92
 Rodman, John R., 1968, 69, 70
 Rodman, Patrick R., 1964
 Roehl, Jeff, 2000, 01, 02
 Rogers, Charles A., 1914
 Rogers, Charles L., 1975, 77, 78
 Rogers, John A., 1886, 88, 89
 Rogers, Oliver M., 1902
 Rojan, George C., 1928
 Rondou, Donald E., 1951, 52, 53
 Rooks, Josh, 2007, 08, 09, 10
 Rooney, Chris, 1995

WILDCATS HISTORY

ALL-TIME LETTERWINNERS

Rooney, Timothy J., 1978
 Roper, William D., 1944
 Rothrauff, Ben, 2004, 05, 06, 07
 Rose, Joseph, 1915
 Rosen, Steve, 1991, 92
 Rosholt, Steve, 1988, 89
 Rosie, Walter A., 1926, 27
 Ross, Allen, 1933
 Ross, Donald, 1967, 68, 69
 Ross, James H., 1908, 09
 Ross, Jason, 1997
 Rossi, Ralph W., 1947
 Roush, Mark, 2000, 01, 02
 Rowe, Randy, 1987, 88
 Royer, Greg J., 1963
 Rubin, Brian, 1998
 Rucks, Alex, 2007, 08
 Ruden, John, 1986, 87, 88
 Ruddy, Mark, 1990, 91, 93
 Rudnay, John C., 1966, 67, 68
 Rueber, Charles A., 1903, 04, 05
 Ruff, Mark E., 1973, 74
 Rusch, Robert K., 1925
 Rushing, Sam, 1975
 Rusk, Gary H., 1964
 Russ, Bobby, 1994, 96, 97
 Russell, Fayette H., 1930, 31
 Ryan, Jack T., 1937, 38, 39
 Ryan, James, 1898
 Ryan, James D., 1945
 Ryden, O.G., 1899

S

Sabin, Charles G., 1900, 02
 Sacks, Sanford J., 1952, 53, 54, 55
 Sager, C.M., 1890
 Sahlín, Elmer P., 1939
 Salem, Christian, 2014, 15
 Salvino, Rick, 1981
 Samarzia, Anthony J., 1941, 42
 Sanders, Byron, 1987, 88
 Sanders, Kyle, 1996, 97, 98, 99
 Sanderson, David, 1989, 90
 Sanderson, Scott, 1982, 83, 84
 Saracino, Thomas, 1943
 Sarkisian, Alex S., 1946, 47, 48
 Sarkisian, Leon, 1977
 Saunders, Charles D., 1920, 21
 Savage, Laurence C., 1944
 Sawle, William S., 1946, 47, 48, 49
 Scanlan, Andrew, 2013, 14, 15
 Scardina, Stephen B., 1974, 75, 76, 77
 Schadler, Bernard R., 1943, 44, 45
 Schaeffer, William, 1910
 Scharf, Tim, 1993, 94, 95, 96
 Scheiner, Frank H., 1898, 99, 1900
 Schell, Adam, 1988, 89, 90, 91
 Schell, Ward J., 1977
 Schmidt, Bill, 1979
 Schmidt, Jacob, 2008, 09, 10, 11
 Schmidt, Thor, 1996, 97, 98
 Schmitt, Bob, 1977, 78, 79, 80
 Schnerberger, George F., 1913, 14
 Schneider, John R., 1927
 Schnur, Steve, 1993, 94, 95, 96
 Schober, John, 1977, 78, 79
 Schoch, Andrew C., 1905
 Schoch, Robert B.J., 1900
 Schreiber, Lester G., 1934, 35, 36
 Schuetz, Paul H., 1945
 Schuler, Alvin J., 1925, 27
 Schuler, Paul, 1987
 Schuler, Rudolph P., 1925, 26, 27
 Schultz, C.A., 1909
 Schultz, Greg, 1985, 86, 87, 88
 Schumacher, Ade, 1924, 25, 26
 Schwab, Sandy, 1982, 83, 84, 85
 Schwaba, Jack, 2014
 Schwager, Michael L., 1962, 63, 64
 Schwall, Victor H., 1943, 46
 Schwartz, Robert R., 1934
 Schweighardt, Jon, 1999, 00, 01, 02
 Schultz, Trevor, 2003, 04
 Sconyers, Randal, 1980
 Scott, Clarence J., 1918, 19
 Scott, Eric, 1993

Scott, Kelvin, 1984, 85, 86
 Scott, Thomas B., 1902, 04, 05
 Scott, Tyler, 2010, 11, 12, 13
 Scott, Walter D., 1893, 94
 Scriba, Joseph S., 1942, 43
 Seacat, Aaron, 1989, 90
 Searcy, Merl L., 1952, 53, 54
 Segel, Daniel, 1992
 Seidel, Walter H., 1923, 24, 25
 Senters, Michael, 1991, 93, 94
 Sewell, Joseph L., 1946, 47, 48, 49
 Seygal, Joseph J., 1944
 Shambley, Dewayne A., 1974, 76
 Shanks, Nathan, 2005, 06, 07
 Shares, Mike, 1989, 90, 91
 Sharp, Nathan S., 1913
 Shaw, David, 1979, 80
 Shaw, Kenneth (Pete), 1972, 73, 75, 76
 Shea, Michael W., 1965
 Shearon, Clarence G., 1921
 Sheets, Todd, 1976, 77, 79, 80
 Shein, Geoff, 1991, 93, 94, 95
 Shelbourne, David G., 1968, 69, 70
 Shepard, Warren, 1911
 Sheppard, Robert L., 1890, 91, 92, 93
 Sheppard, Troy, 2014
 Sherry, Mike, 1999
 Shine, Steve, 1990, 91, 92
 Shipley, Everett B., 1914
 Shuler, Miles, 2014, 15
 Shust, Steven J., 1974, 76
 Shwayder, Dave, 1944
 Siatta, Jack R., 1957, 58
 Siberts, P.R., 1895, 96, 98
 Sickels, Duane F., 1943, 44
 Siebenmann, Otto E., 1924, 25, 26
 Siegle, John, 1912
 Siegle, Julius J., 1942, 46, 47
 Siemian, Trevor, 2011, 12, 13, 14
 Siewert, Steve, 1986, 87, 88
 Sikich, Michael P., 1968, 69, 70
 Silberman, Wynn, 1998
 Silva, Billy, 1998, 99, 00, 01
 Silver, Ronald A., 1965, 66
 Simmons, Sam, 1998, 99, 00, 01
 Simmons, Stephen, 2007, 08, 09, 10
 Simon, Clarence E., 1924
 Simon, Salem, 1998, 99, 00, 01
 Simpson, Charles, 1904
 Simpson, Eddie, 2004, 05, 06, 07
 Singleton, John C., 1929
 Singleton, Corey, 1991, 92, 93, 94
 Sinkler, Frank E., 1927, 28
 Sinks, Robert, 1928
 Skarin, David A., 1972, 73
 Skerya, Charles A., 1977
 Skor, Sanford B., 1941
 Slade, J.B., 1897
 Sleyko, Robert J., 1972
 Sloan, C.C., 1896, 97
 Smeele, Roger N., 1975
 Smeeton, J. Craig, 1968, 69
 Smiley, Joseph E., 1899, 1900
 Smith, Adonis, 2010, 11
 Smith, Alexander F., 1965, 66, 67
 Smith, Brendan, 2005, 06, 08, 09
 Smith, Brian, 2010, 11, 12
 Smith, Bruce A., 1963
 Smith, Charles E., 1924
 Smith, Drew, 2012, 13, 14, 15
 Smith, Eldon J., 1915, 16
 Smith, Harold L., 1971, 72, 74
 Smith, Henman B., 1898
 Smith, Isaac, 1960, 61
 Smith, James R., 1938, 39, 40
 Smith, John A., 1954, 55, 56
 Smith, Joseph E., 1925
 Smith, Kevin, 1986, 87
 Smith, Kyle, 1994
 Smith, Lentwan, 1993
 Smith, Richard, 1964, 65
 Smith, Terry, 1989, 91, 92
 Snider, Robert E., 1960, 61, 62
 Snyder, Louis, 1913
 Soback, Fred, 1979, 80, 81
 Soderberg, Gregory, 1974, 75, 76, 77
 Soldwedel, Fred W., 1952
 Solheim, James W., 1924, 25, 26
 Somers, Bradley J., 1968, 70
 Somers, Todd M., 1970, 71, 72
 Soper, Paul J., 1938, 39, 40
 Sorrentino, Nick, 1972
 Soukup, Reynold A., 1938
 Souza, Mike, 1998, 99, 00, 01
 Spadea, Joseph R., 1928
 Spears, Curtis, 1986, 87, 88
 Spenko, James L., 1967
 Splithoff, Darrel R., 1970
 Spreit, Dale W., 1974
 Springer, George D., 1912, 13
 Springer, Jack M., 1950, 51
 Springer, William M., 1908
 Sprouse, Kevin, 1975, 76
 Stainton, Jeff, 1986, 87
 Stamison, Peter G., 1962, 63
 Standring, J.J., 1998, 99, 00, 01
 Stanley, Greg M., 1974, 75, 76, 77
 Stanul, Stanley R., 1932, 33, 34
 Staples, Lenson, 1980
 Stasiewicz, Brian, 1978, 79, 80
 Staus, Tony, 2001, 02
 Stebbings, Albert L., 1890, 92
 Steeb, John G., 1949, 50, 51
 Steele, Hasani, 1998
 Steele, William C., 1945
 Stegen, Herman C., 1944, 45
 Steinbrenner, H. Pierre, 1915
 Stevens, Bill, 1973, 74
 Stewart, Matt, 1996
 Stewart, Sidney, 2007, 08, 09, 10
 Stillwell, John D., 1954, 55
 Stinson, William M., 1961, 62, 63
 Stock, Michael J., 1958, 59, 60
 Stockstill, Webster T., 1895, 96
 Stonesifer, Donald H., 1947, 48, 49, 50
 Strader, Ralph M., 1914, 15
 Stranski, Scott, 1977
 Strasser, Kevin, 1978, 79
 Streit, Tim, 1974, 75
 Strickler, Romney D., 1915
 Strief, Zach, 2002, 03, 04, 05
 Strikwerda, Nathan, 1995, 96, 97
 Stromberg, Austin W., 1913, 14, 15
 Struckmeyer, Andrew, 2008, 09, 10
 Struebing, Louis E., 1932, 33
 Strunk, Gregory J., 1970, 71, 72
 Stuart, Joel, 1996, 97, 98
 Stuckey, Torri, 2000, 01, 02, 03
 Studlien, Will, 2010, 11, 12
 Sudberry, Kenneth, 1973
 Sullivan, John Francis, 1928
 Sullivan, John J., 1931, 32, 33
 Summerfelt, James C., 1971, 72, 73
 Sund, Richard W., 1972
 Sundheim, George M., 1948, 49
 Sutter, Dan, 1992, 93, 94, 95
 Sutter, Ed, 1988, 89, 90, 91
 Sutton, Chester C., 1932, 33
 Sutton, James, 1982
 Sutton, Tyrell, 2005, 06, 07, 08
 Swanson, James Gregory, 1972, 73
 Swatos, William H., 1953
 Swenson, Jeff, 1997
 Strickle, William, 1961, 62, 63
 Swisher, Robert E., 1934, 35, 37
 Sydnor, Willie, 1977
 Szczeko, Joseph, 1962, 63, 64
 Szold, Bernard, 1920
 Szostak, Martin P., 1974, 75, 76, 77
 Szott, Mark, 2012, 13, 14, 15
 Szymul, Doug, 2000, 01, 02, 03

T

Talcott, Thaddeus M., 1894
 Talley, John R., 1957, 58, 59
 Tanck, Rudolph E., 1975, 76, 77
 Tangora, Paul A., 1933, 34, 35
 Tant, Jay, 1996, 97, 98, 99
 Tarver, Frederic, 2004, 05
 Tasker, Steve, 1982, 83, 84
 Tate, Reginald M., 1950, 51
 Taylor, Desmond, 2006, 07, 08, 09
 Taylor, Jayme, 2014

Taylor, Matthew, 1978
 Taylor, Gladston, 1999
 Taylor, Michael, 1975, 76, 77
 Taylor, Robert, 1978, 79, 80, 81
 Taylor, Samuel B., 1921, 22, 23
 Telander, Richard T., 1969, 70
 Thiry, Dylan, 2004, 05, 06, 07
 Thoma, Vincent D., 1932, 33
 Thomas, Alfred I., 1947, 48, 49
 Thomas, George W., 1960, 61, 62
 Thomas, John J., 1914, 15, 16
 Thomas, Marshall, 2006, 07, 08, 09
 Thomas, Richard T., 1952, 53
 Thomas, Syga, 2000
 Thomas, Terry, 1987, 88, 89, 90
 Thompson, David, 2002, 03, 04
 Thompson, Derrick, 1999, 2000
 Thompson, James, 1955, 56
 Thompson, Jordan, 2015
 Thompson, Kim, 2004, 05, 07
 Thorne, Clarence M., 1897, 98
 Thornton, Richard B., 1958, 60
 Thorson, Clayton, 2015
 Tiberi, Lou, 1978, 79, 80, 81
 Tichy, Brian, 1988, 89, 90, 91
 Tippitt, J.H., 1885
 Tomkiel, Mark, 1997
 Torkelson, Jim, 1983, 84, 85, 86
 Toth, Steve J., 1934, 35, 36
 Tourek, Charles F., 1946
 Townley, Robert W., 1917, 19
 Townsend, Kenneth, 1922, 24
 Travers, William D., 1944, 45
 Treat, Albert W., 1915
 Trefz, Julius J., 1898
 Trembaczynski, Phil, 1973
 Trimble, James R., 1972, 73, 74
 Tripodi, Joe, 2005, 06
 Troglia, James H., 1953, 54, 55
 Trumpy, Mike, 2010, 11, 12, 13
 Tubbs, Robert, 1965, 66
 Tuerk, Edward A., 1961, 62, 63
 Tuerk, Fred W., 1962, 63
 Tunncliffe, Edward M., 1947, 48, 49
 Turner, James, 1905
 Turner, James, 1918, 19, 20
 Tuza, Dennis, 1987

U

Uhliir, Richard V., 1961, 62, 63
 Ulrich, John H., 1915, 16, 17
 Ulrich, Matt, 2001, 02, 03, 04
 Underhill, Marshall, 1915, 16, 17, 18
 Urbanic, Charles J., 1960, 61
 Urlaub, William A., 1942

V

Valentine, Andrew L., 1932, 33
 Valentine, Wells W., 1916
 Valenzisi, Sam, 1993, 94, 95
 Vandenberg, Nellis, 1928
 Vandenberghe, Jack, 1982, 83, 84
 Vandercook, Robert O., 1886, 87
 VanderHorst, Eric, 2002, 04
 VanDoozer, Jesse, 1892, 93, 95, 96
 VanDusen, Larry K., 1958
 VanHoose, Nick, 2012, 13, 14, 15
 Vanek, Edward S., 1952
 VanRyper, James, 1902, 04
 VanVlissingen, Arthur, 1914
 Vanzo, Fred F., 1935, 36, 37
 Varty, Michael S., 1971, 72, 73
 Vaughn, Justan, 2007, 08, 09, 10
 Vault, Solomon, 2014, 15
 Venturi, Rick J., 1966, 67
 Vercelli, Lodi E., 1976, 77
 Verdel, Thomas, 1926, 27, 28
 Vernon, Timmy, 2010, 11, 12, 13
 Verzino, Joseph, 1972, 73, 74
 Vest, Derrill, 1986, 87, 88, 89
 Vick, Gerald E., 1945
 Vickery, Mike, 1985, 87, 88
 Villarreal, Amado, 2005, 07, 08
 Villars, Kevin, 1981, 82
 Vincent, Ray J., 1941, 42, 43



ALL-TIME LETTERWINNERS

Viola, Alfred R., 1955, 56, 57
 Vitabile, Brandon, 2011, 12, 13, 14
 Vitale, Dan, 2012, 13, 14, 15
 Vitale, Tommy, 2015
 Vodick, Nick E., 1942, 43
 Voigts, W. Robert, 1936, 37, 38
 Voorhees, John E., 1969, 70, 71
 Voris, C., 1894

W

Wagner, Michael J., 1976, 77
 Wahl, Roland D., 1962, 63
 Walker, Andre, 1987, 88
 Walker, Jr. Anthony, 2014, 15
 Walker, Bill, 1969
 Walker, Don R., 1950, 51
 Walker, Jason, 1996
 Walker, Nick, 1992, 93
 Wall, Mike, 1982, 83, 84
 Wallis, Wayne Robert, 1941, 42, 43
 Walsh, Brett, 2014
 Walton, Robert, 1988, 89
 Wandrack, Martin J., 1910, 11
 Wandtyke, Arthur P., 1941
 Ward, Anthony, 2005
 Ward, Charles W., 1899, 1900, 01, 02
 Ward, J.F., 1894
 Ward, Marvin, 2001, 02, 03, 04
 Ward, Patrick, 2009, 10, 11, 12
 Ward, Rasheed, 2005, 06, 07, 08
 Ward, Roger T., 1966, 67
 Ward, Walter T., 1908, 09, 10
 Ward, William H., 1966
 Warren, Charles P., 1942
 Warren, Mike, 1992, 93, 94, 95
 Warrick, Walter D., 1914
 Washington, Greg, 1978, 81
 Washington, Xavier, 2014, 15
 Wasielewski, David, 2001, 02
 Waterman, Toussaint, 1994, 95, 96, 97
 Waters, Dion C., 1976
 Watkins, Evan, 2010, 11
 Watkins II, Keith, 2014, 15
 Watkins, Kenny, 1980, 81, 82, 83
 Watrous, C.T., 1889
 Watson, James, 1910
 Watt, Kevin, 2008, 09, 10, 11
 Waugh, Fred C., 1885, 86, 87
 Weak, Tim, 2009, 10, 11
 Webb, Alexander, 2003
 Webb, Jo Jo, 1978, 79
 Weber, Gerald M., 1952, 53, 55
 Weeks, Kent, 1984
 Wegner, Erwin P., 1935, 36, 37
 Weina, Ricky, 2008, 09, 10, 11
 Weinberg, Robert E., 1964
 Weinberger, Albert W., 1903, 04, 05
 Weingartner, Erwin A., 1942, 43
 Weir, Bill, 1979, 80
 Weitzman, Mike, 1975, 76, 77, 78
 Weldin, Harold G., 1930, 32
 Wells, Harry L., 1911, 12
 Wells, Norman, 1976, 77, 79
 Wells, Richard G., 1937, 38
 Wendland, Jason, 1995, 96
 Wenzel, Eric, 1988, 89, 90
 Werts, Clarence, 1910
 Wessel, Pete, 1972, 73
 West, Frank H., 1899
 Westin, Jonathan, 2002
 Westphal, Parker, 2015
 Weyhrich, Alan L., 1955, 56, 57
 Whalen, Edward J., 1932, 34
 Whan, Lawrence Donald, 1945
 Wheeler, Rashidi, 1999, 00
 Wheelock, S.E., 1899
 Whims, James L., 1975, 76
 White, Daniel W., 1970
 White, Dennis E., 1966, 67, 68
 White, Floyd, 1952
 White, Harold A., 1924, 25
 Whitehead, Frank C., 1885, 86
 Whiting, Bruce I., 1911
 Whiting, Fred B., 1897
 Whitley, Brett, 1984, 85, 86, 87
 Whittle, Glenn C., 1913, 14

Widmark, Richard G., 1955
 Wieber, Sean, 2000, 01
 Wienecke, Robert H., 1922, 23, 24
 Wierman, Alan H., 1944, 47
 Wietcha, Raymond, 1948, 49, 50
 Wilderquist, Chester, 1919
 Wilkerson, Fred, 1995, 96, 97, 98
 Wilkerson, Mike, 1975
 Wilkinson, William, 1892, 93, 94
 Wilks, Sheridan, 1989
 Williams, Billie C., 1950, 51, 54
 Williams, Brandon, 2010, 11, 12, 13
 Williams, Edgar P., 1914, 15, 16
 Williams, E.J., 1893, 94
 Williams, Elliott C., 1961, 62
 Williams, Hugh, 1991, 92, 93, 94
 Williams, Jarrell, 2012, 13, 14
 Williams, Len, 1990, 91, 92, 93
 Williams, Nate, 2007, 08, 09, 10
 Williams, Quentin, 2009, 10, 11, 12
 Williams, Thomas E., 1954, 55
 Williamson, Fred, 1957, 58
 Williamson, Raymond F., 1903, 04
 Willis, Kent, 1990
 Wilson, C.D., 1889, 90, 91, 92
 Wilson, Macan, 2014, 15
 Wilson, Robert E., 1894
 Wiltgen, Kenneth W., 1945, 46, 47
 Winfield, B.J., 1993, 94
 Wingerd, Robert W., 1970
 Winter, Clifford M., 1971
 Winter, John F., 1942
 Wise, Oliver C., 1909, 10
 Witherspoon, Jovan, 2001
 Witt, Matt, 1987, 88, 89
 Witteck, Chris, 1986, 87
 Witteck, Mike, 1984, 85
 Witwer, Edward B., 1893
 Wohlscheid, Joe, 2002
 Wolfe, Thomas, 1922, 23
 Wolff, Jerald, 1981, 82, 83, 85
 Wood, Lawrence A., 1959, 60
 Wooden, Robert E., 1912
 Woodring, Dana G., 1967, 68
 Woods, George, 2001
 Woods, Jerome, 1979, 80
 Woodsum, Mark, 2006, 07, 08, 09
 Woodworth, Wade S., 1928, 29, 30
 Woolbert, C.H., 1897, 98, 99
 Woollard, David, 1988, 89, 90, 91
 Wootton, Corey, 2006, 07, 08, 09
 Worley, Eric, 2000, 01, 02
 Worthington, Thomas J., 1947, 48, 49
 Wozny, James J., 1959
 Wray, Park Q., 1934, 35, 36
 Wright, Jason, 2000, 01, 02, 03
 Wright, Leon, 1964
 Wright, Mike, 1991, 92, 93
 Wright, Patrick, 1990, 91, 92, 93
 Wyman, W. Keith, 1926

Y

Yale, John, 1982, 83, 86
 Yanke, Paul W., 1958, 59, 60
 Yanta, Dennis, 1964, 65, 67
 Yarbrough, Jeff, 2005, 06, 07, 08
 Yelvington, Scott, 1974, 75, 76
 Young, Frank F., 1937, 38, 39
 Young, George H., 1918, 19
 Young, Jared W., 1892
 Young, John E., 1951, 52, 53, 54
 Young, Roy M., 1910
 Youngblood-Ary, Pierre, 2012, 13, 14, 15
 Yungwirth, John A., 1944, 48

Z

Zagol, Edward J., 1955
 Zajicek, Jim, 1989, 90
 Zamzow, Robert H., 1955
 Zanger, Carl E., 1914, 15, 16, 18
 Zanio, Kenneth R., 1958, 60
 Zappia, Mario, 1984, 85
 Zeno, Lawrence M., 1961, 62, 63, 64
 Zeublin, Charles N., 1885

Ziemke, Thomas M., 1961, 63
 Zigulich, Joseph D., 1968, 69, 70
 Zilly, Ralph F., 1942
 Zimmerman, R. Paul, 1956
 Ziolkowski, Thomas A., 1966, 67, 68
 Zipfel, Curt, 1989, 90, 91
 Zitko, John, 1934, 35, 36
 Zorich, George, 1940, 41
 Zupancic, Earl Darryl, 1966
 Zuravleff, Joseph, 1946, 47, 48, 49
 Zuver, Kenneth, 1932

WILDCAT LEGEND OTTO GRAHAM

When Otto Graham graduated from Waukegan, (Ill.) High School in 1938, it was safe to say that he did not envision one day becoming a member of college football's Hall of Fame, let alone the NFL's. In fact, he did not even come to Northwestern to be a football player. Otto Graham originally attended Northwestern on a basketball scholarship. It was only after Northwestern football coach Pappy Waldorf watched one of Graham's freshman intramural football games that Otto got his chance. In one of the greatest coaching decisions in Northwestern football history, Waldorf invited Graham to try out for the football team. The rest of Graham's story is written in the record books.

Nicknamed "Automatic Otto" for his precision passing, Graham broke every existing Big Ten passing record during his tenure (1941-43). He was a two-time All-American and won the Big Ten Most Valuable Player Award. He still holds the Northwestern record for most points (27) scored in a single game. As a senior, he averaged 38 yards per punt, four yards per carry rushing, and converted on seven extra points. In addition, Graham won eight letters in three sports at NU (football, basketball and baseball) and is one of two Northwestern athletes ever to earn All-America status in two sports (football and basketball).

After leaving Northwestern, Otto was a commissioned officer in the United States Navy Air Corps and served for two years in World War II. After serving his country, he played professional football with the Cleveland Browns. With the Browns, Graham



passed for 23,584 yards and 174 touchdowns in his career and led them to four-straight America Football League titles. After merging with the NFL in 1950, he played in six-straight title game appearances with Cleveland.

Graham retired from professional football after Cleveland's 1955 championship season.

Graham will forever be synonymous with triple-threat football—rushing, passing and kicking. In 1956, he was inducted into the College Football Hall of Fame. In 1965, Graham was inducted into pro football's Hall of Fame. He was named Northwestern football's greatest player ever in the Big Ten's 75th anni-

versary year—all because Coach Waldorf was impressed at a freshman intramural football game and decided to give a kid named Otto a try-out.

Otto Graham passed away during the 2003 season. In memory of the legend, the Wildcats donned "Otto" decals on their helmets during the Motor City Bowl.



Otto Graham is one of two Northwestern athletes to earn All-America honors in two sports. He accomplished it in football and basketball.



The **OTTO GRAHAM TROPHY CASE** displays many of Graham's college and professional trophies. The case recently was relocated to the Stadium Club in Ryan Field.



WILDCATS IN THE PROS

Mike Adamle

Kansas City Chiefs, 1971-72
New York Jets, 1973-74
Chicago Bears, 1975-76

Dick Alban

Washington Redskins, 1952-55
Pittsburgh Steelers, 1956-59

Damien Anderson

Arizona Cardinals, 2002-06
Edmonton Eskimos, 2007-08

Henry Anderson

Chicago Bears, 1931

Jim Andreotti

Toronto Argonauts, 1960-62, '67
Montreal Alouettes, 1963-66

Tony Ardizzone

Chicago Bears, 1979

Chi Chi Ariguzo

San Diego Chargers, 2015

Brian Arnfelt

Pittsburgh Steelers, 2013

Douglas Asad

Oakland Raiders, 1960-61

Frank Aschenbrenner

Chicago Hornets, 1949
Montreal Alouettes, 1951

Darryl Ashmore

Los Angeles/St. Louis Rams, 1991-96
Washington Redskins 1997
Oakland Raiders 1998-2002

Darnell Autry

Chicago Bears 1997-98
Philadelphia Eagles, 1998, 2000-01

Louis Ayeni

Indianapolis Colts, 2004
St. Louis Rams, 2005

Todd Baczek

N.Y. Jets, 1995

Frank Baker

Green Bay Packers, 1931

Cas Banaszek

San Francisco 49ers, 1967-77

Brett Basanez

Carolina Panthers, 2006-08
Chicago Bears, 2009

D'Wayne Bates

Chicago Bears, 1999-2001
Minnesota Vikings, 2002-03
Tampa Bay Buccaneers, 2004

Alf Bauman

Chicago Rockets, 1947
Philadelphia Eagles, 1947
Chicago Bears, 1948-50

Sean Bennett

New York Giants, 1999-2003
New York Jets, 2005 (Inactive)
Ottawa Renegades, 2005
Toronto Argonauts, 2006

George Benson

Brooklyn Dodgers, 1947

Kevin Bentley

Cleveland Browns, 2002-04
Seattle Seahawks, 2005-07
Houston Texans, 2008-10
Jacksonville Jaguars, 2011
Indianapolis Colts, 2011

Larry Benz

Cleveland Browns, 1963-65

Harold Blackmon

Seattle Seahawks, 2001-03

Howard Blackwood

Chicago Bulls, 1926

Morris Blumenthal

Chicago Cardinals, 1925

Frank Boudreaux

Los Angeles Rams, 1993
Minnesota Vikings, 1994-96

Greg Boykin

New Orleans Saints, 1977
San Francisco 49ers, 1978

Leon Brockmeier

Pittsburgh Steelers, 2002

Hank Bruder

Green Bay Packers, 1931-39
Pittsburgh Steelers, 1940

Corbin Bryant

Pittsburgh Steelers, 2011-12
Buffalo Bills, 2013 —

Richard Buchanan

Frankfurt Galaxy, 1992
Los Angeles Rams, 1993-94
Carolina Panthers, 1995-96

George Burman

Chicago Bears, 1964
Los Angeles Rams, 1967-70
Washington Redskins, 1971

Ron Burton

Boston Patriots, 1960-65

Ibraheim Campbell

Cleveland Browns, 2015 —

Woody Campbell

Houston Oilers, 1967-71

Luis Castillo

San Diego Chargers, 2005-11

Joe Cerne

San Francisco 49ers, 1965-67
Atlanta Falcons, 1968

Justin Chabot

Pittsburgh Steelers, 1997
New York Giants, 1997

Bob Christian

Chicago Bears, 1992-94
Carolina Panthers, 1995-96
Atlanta Falcons, 1997-03

Phil Clark

Dallas Cowboys, 1967-69
Chicago Bears, 1970
New England Patriots, 1971

Barry Cofield

New York Giants, 2006-11
Washington Redskins, 2012-14
New York Giants, 2016 —

Marquice Cole

Oakland Raiders, 2007
Tennessee Titans, 2008
New York Jets, 2009-11
New England Patriots, 2012-13
Denver Broncos, 2013

Javiar Collins

Dallas Cowboys, 2001-04
Cleveland Browns, 2004-05
Denver Broncos, 2005

Kain Colter

Minnesota Vikings, 2014
Buffalo Bills, 2016

Raheem Covington

Winnipeg Blue Bombers, 2003

Steve Craig

Minnesota Vikings, 1974-78

Irv Cross

Philadelphia Eagles, 1961-65, 1969
Los Angeles Rams, 1966-68

Andy Cvercko

Green Bay Packers, 1960
Dallas Cowboys, 1961-62
Cleveland Browns, 1963
Washington Redskins, 1963

Maurie Daigneau

Chicago Fire, 1974

Casey Dailey

New York Jets, 1998-2000

John Damore

Chicago Bears, 1957-58

Randy Dean

New York Giants, 1977-79

Bill DeCorrevont

Washington Redskins, 1945
Detroit Lions, 1946
Chicago Cardinals, 1947-48
Chicago Bears, 1948-49

Frederick DeStefano

Chicago Cardinals, 1924-25

John 'Paddy' Driscoll

Decatur Staleys, 1919
Chicago Cardinals, 1920-25
Chicago Bears, 1926-31

Curtis Duncan

Houston Oilers, 1987-93

Drake Dunsmore

Tampa Bay Buccaneers, 2012

Jeremy Ebert

New England Patriots, 2012
Jacksonville Jaguars, 2013
Atlanta Falcons, 2014

Fate Echols

St. Louis Cardinals, 1962-63

Paul Engebretsen

Chicago Bears, 1932
Pittsburgh Pirates, 1933
Chicago Cardinals, 1933
Brooklyn Dodgers, 1934
Detroit Lions, 1934
Green Bay Packers, 1934-41

Dick Erdlitz

Philadelphia Eagles, 1942, 1945
Miami Seahawks, 1946

Michael Erickson

Chicago Cardinals, 1930-31
Boston Braves, 1932

Trai Essex

Pittsburgh Steelers, 2005-11
Indianapolis Colts, 2012

Dick FencI

Philadelphia Eagles, 1933

Paul Flatley

Minnesota Vikings, 1963-67
Atlanta Falcons, 1968-69

Dick Flowers

Baltimore Colts, 1953

Willmer Fowler

Buffalo Bills, 1960-61

Barry Gardner

Philadelphia Eagles, 1999-2002
Cleveland Browns, 2002-04
New York Jets, 2005
New England Patriots, 2006

Deonte Gibson

Detroit Lions, 2016

John Gill

Detroit Lions, 2009
Indianapolis Colts, 2009-10
Philadelphia Eagles, 2012
St. Louis Rams, 2012

Lee Gissendaner

Toronto Argonauts, 1994

Gene Gossage

Philadelphia Eagles, 1960-62

Brian Gowins

Chicago Bears, 1999

Otto Graham

Cleveland Browns, 1946-55

Ted Grefe

Detroit Lions, 1945

Mike Guendling

San Diego Chargers, 1985

Charles Hajek

Philadelphia Eagles, 1934

Jimmy Hall

Oakland Raiders, 2015

John Haman

Cleveland Rams, 1940-41

Napoleon Harris

Oakland Raiders, 2002-04
Minnesota Vikings, 2005-06; 2008
Kansas City Chiefs, 2007-08

Edward Herman

Rock Island Independents, 1925

Noah Herron

Pittsburgh Steelers, 2005
Green Bay Packers, 2005-08
Cleveland Browns, 2009

Chris Hinton

Indianapolis Colts, 1983-89
Atlanta Falcons, 1990-93
Minnesota Vikings, 1994-96

Ed Hirsch

Buffalo Bills, 1947-49
Toronto Argonauts, 1950-51
Hamilton Tiger Cats, 1952

Walter Holmer

Chicago Bears, 1929-30
Boston Redskins, 1933
Pittsburgh Pirates, 1933

Thomas Homco

Los Angeles/St. Louis Rams, 1992-97

Paul Janus

Carolina Panthers, 1998-2000

Ralph Jecha

Chicago Bears, 1955
Pittsburgh Steelers, 1956

Donald Johnson

Cleveland Rams, 1942

Luke Johnsos

Chicago Bears, 1929-37

Mark Johnston

Houston Oilers, 1960-63
Oakland Raiders, 1964
New York Jets, 1964

Tony Jones

Washington Reskins, 2015

Mike Kafka

Philadelphia Eagles, 2010-11
Jacksonville Jaguars, 2013
Tampa Bay Buccaneers, 2014
Minnesota Vikings, 2015

Alex Kapter

Cleveland Browns, 1946-47

Charles Kelley

Toledo Maroons, 1922
Duluth Kelleys, 1923-26

Ryan Keenan

New York Giants, 2007

Mike Kerrigan

New England Patriots, 1983-84
Hamilton Tiger Cats, 1986-91
Toronto Argonauts, 1992

John Kidd

Buffalo Bills, 1984-89
San Diego Chargers, 1990-94
Miami Dolphins, 1994-97
Detroit Lions, 1998
New York Jets, 1998

Austin King

Tampa Bay Buccaneers, 2003
Atlanta Falcons, 2004-06
Seattle Seahawks, 2007

Elbert Kimbrough

Los Angeles Rams, 1961
San Francisco 49ers, 1962-66
New Orleans Saints, 1968

Charles Knight

Chicago Cardinals, 1921

Robert Koehler

Chicago Bears, 1920-21
Chicago Cardinals, 1921-26

Zak Kustok

Green Bay Packers, 2003

John Kovatch

Cleveland Rams, 1938

WILDCATS HISTORY

WILDCATS IN THE PROS

Jim Lash

Minnesota Vikings, 1973-76
San Francisco 49ers, 1976

Rashad Lawrence

Washington Redskins, 2014
Chicago Bears, 2015
Jacksonville Jaguars, 2016

James Lecture

Buffalo Bisons, 1946

Loren Lewis

Portsmouth Spartans, 1930
Cleveland Indians, 1931
Cincinnati Reds, 1934

Gilles Lezi

Edmonton Eskimos, 2004
Ottawa Renegades, 2005'
Hamilton Tiger-Cats, 2006
Winnipeg Blue Bombers, 2007-08

Al Lind

Chicago Cardinals, 1936

Chuck Logan

Pittsburgh Steelers, 1964
St. Louis Cardinals, 1965, 1967-68

Joseph Lokanc

Chicago Cardinals, 1941

Angelo Loukas

Buffalo Bills, 1969
Boston Patriots, 1970

Dean Lowry

Green Bay Packers, 2016

Jordan Mabin

Atlanta Falcons, 2012
Montreal Alouettes, 2012-13
Atlanta Falcons, 2014-15
San Diego Chargers, 2015

George Maddock

Chicago Hornets, 1949

Glen Magnuson

Hammond Pros, 1925

Edgar Manske

Philadelphia Eagles, 1935-36
Chicago Bears, 1937-38
Pittsburgh Pirates, 1938

Chris Martin

Chicago Bears, 1996
Winnipeg Blue Bombers, 1997-2001

Frank Mathews

Racine Legion, 1926

John McCambridge

Detroit Lions, 1967

Tom McCreight

Chicago Fire, 1974

William McElwain

Chicago Cardinals, 1924, 1926
Chicago Bears, 1925

Bob McKeiver

Saskatchewan Roughriders, 1958

Gene McLaughlin

Hammond Pros, 1919

Tim McGarigle

St. Louis Rams, 2006-08

Sherrick McManis

Houston Texans, 2010-11
Chicago Bears, 2012-Present

Dwayne Missouri

Baltimore Ravens, 2001
Dallas Cowboys, 2001

Albert Moore

Chicago Bears, 1932

Luther Morris

St. Louis Rams, 1995
Denver Broncos, 1997
Winnipeg Blue Bombers, 1998

Max Morris

Chicago Rockets, 1946-47
Brooklyn Dodgers, 1948

Alex Moyer

Miami Dolphins, 1985-86

Art Murakowski

Detroit Lions, 1951

Brian Musso

New York Jets, 1998

Roger Murphy

Montreal Alouettes, 1967-68

Tom Myers

Detroit Lions, 1965-66

Al Netter

San Francisco 49ers, 2013-14

Ikechuku Ndukwe

Washington Redskins, 2005
Baltimore Ravens, 2006
Miami Dolphins, 2008-09

Matt O'Dwyer

N.Y. Jets, 1995-98
Cincinnati Bengals, 1999-2003
Tampa Bay Buccaneers, 2004
Green Bay Packers, 2005

Larry Onesti

Houston Oilers, 1962-65

Charles Palmer

Racine Legion, 1924
Louisville Colonels, 1926

Barry Pearson

Pittsburgh Steelers, 1972-73
Kansas City Chiefs, 1974-76

Eric Peterman

Chicago Bears, 2009-10

Brian Peters

Minnesota Vikings, 2015
Houston Texans, 2015-

Kevin Peterson

Dallas Cowboys, 1989

Mark Philmore

Chicago Bears, 2006

John Pickens

New York Jets, 2005

Tim Powell

Los Angeles Rams, 1965
Pittsburgh Steelers, 1966

Kyle Prater

New Orleans Saints, 2015-

Ray Purdin

Saskatchewan Roughriders, 1961-63

Rodney Ray

Miami Dolphins, 1996

Ron Rector

Washington Redskins, 1966
Atlanta Falcons, 1966-67

Ernest 'Pug' Rentner

Boston Redskins, 1934-36
Chicago Bears, 1936-37

Jack Riley

Boston Redskins, 1933

Nick Roach

San Diego Chargers, 2007
Chicago Bears, 2008-12
Oakland Raiders, 2013-14

Jeff Roehl

New York Giants, 2003
Seattle Seahawks, 2004
New England Patriots, 2005

Jack Rudnay

Kansas City Chiefs, 1970-81

Lafayette Russell

Philadelphia Eagles, 1933

Vic Schwall

Chicago Cardinals, 1947-50

Tyler Scott

Minnesota Vikings, 2014

Merl Searcy

Saskatchewan Roughriders, 1958

Michael Senters

Carolina Panthers, 1995
Kansas City Chiefs, 1997

Pete Shaw

San Diego Chargers, 1977-81
New York Giants, 1982-84

Steve Shine

Cincinnati Bengals, 1994

Miles Shuler

Carolina Panthers, 2016

Jules Siegle

New York Giants, 1948

Trevor Siemian

Denver Broncos, 2015-Present

Mike Sikich

Cleveland Browns, 1971
Chicago Fire, 1974

Sam Simmons

Miami Dolphins, 2002-04
Pittsburgh Steelers, 2005

Richard Smith

Washington Redskins, 1967-68
Montreal Alouettes, 1969-70

Mike Stock

Saskatchewan Roughriders, 1961

Don Stonesifer

Chicago Cardinals, 1951-56

Zach Strief

New Orleans Saints, 2006-Present

Ed Sutter

New England Patriots, 1992
Cleveland Browns, 1993-96
Baltimore Ravens, 1996
Cincinnati Bengals, 1997
Atlanta Falcons, 1997-98

Tyrell Sutton

Green Bay Packers, 2009
Carolina Panthers, 2010-11
Seattle Seahawks, 2012

Robert Swisher

Chicago Bears, 1938-42

Joe Szczeko

Atlanta Falcons, 1966-68
New York Giants, 1969

Jay Tant

Arizona Cardinals, 2000

Steve Tasker

Houston Oilers, 1985-86
Buffalo Bills, 1986-97

Rob Taylor

Chicago Blitz, 1983
Arizona Wranglers, 1984
Houston Gamblers, 1985
Tampa Bay Buccaneers, 1986-93

Dylan Thiry

New York Giants, 2008

Dick Thornton

Winnipeg Blue Bombers, 1961-66
Toronto Argonauts, 1967-73
Memphis Southmen, 1974-75

James Turner

Milwaukee Brewers, 1923

Matt Ulrich

Indianapolis Colts, 2005-07

Frederick Vanzo

Detroit Lions, 1938-41
Chicago Cardinals, 1941

Mike Varty

Washington Redskins, 1974
Baltimore Colts, 1975

Brandon Vitabile

Indianapolis Colts, 2015

Dan Vitale

Tampa Bay Buccaneers, 2016
Cleveland Browns, 2016

Marvin Ward

Buffalo Bills, 2005
Minnesota Vikings, 2005

Harold Weldin

St. Louis Gunners, 1934

Norm Wells

Dallas Cowboys, 1980

Ray Wietecha

New York Giants, 1953-62

Len Williams

Las Vegas Possee, 1994
Baltimore CFL Colts, 1995

Fred Williamson

Pittsburgh Steelers, 1960
Oakland Raiders, 1961-64
Kansas City Chiefs, 1965-67

Larry Wood

Toronto Argonauts, 1962

Corey Wootton

Chicago Bears, 2010-13
Minnesota Vikings, 2014
Detroit Lions, 2015

Jason Wright

San Francisco 49ers, 2004
Atlanta Falcons, 2004-05
Cleveland Browns, 2005-08
Arizona Cardinals, 2009-10

George Zorich

Chicago Bears, 1944-46
Miami Seahawks, 1946
Baltimore Colts, 1947

CURRENT WILDCAT ALUMNI IN THE NFL

The following players were on NFL rosters as of December 12, 2016:

Corbin Bryant..... Buffalo Bills
Ibraheim CampbellCleveland Browns
Barry Cofield..... New York Giants
Rashad Lawrence..... Chicago Bears
Jimmy Hall..... Kansas City Chiefs
Dean Lowry..... Green Bay Packers
Sherrick McManis Chicago Bears
Brian Peters.....Houston Texans
Trevor SiemianDenver Broncos
Zach StriefNew Orleans Saints
Dan VitaleCleveland Browns



WILDCAT DRAFTTEES

Year	Rd.	Pick	No.	Name	Team	Pos.	Year	Rd.	Pick	No.	Name	Team	Pos.
2015	4	39	137	Dean Lowry	Green Bay Packers	DE	1983	1	4	4	Chris Hinton	Denver Broncos	T
	6	22	197	Dan Vitale	Tampa Bay Buccaneers	TE	1982	12	22	328	Rob Taylor	Philadelphia Eagles	T
2014	4	16	115	Ibraheim Campbell	Cleveland Browns	S	1980	12	25	330	Norm Wells	Dallas Cowboys	DE
	7	33	250	Trevor Siemian	Denver Broncos	QB	1978	6	15	153	Tony Ardzzone	Detroit Lions	G
2012	7	26	233	Drake Dunsmore	Tampa Bay Buccaneers	TE	1977	5	5	117	Randy Dean	New York Giants	QB
	7	28	235	Jeremy Ebert	New England Patriots	WR		6	13	152	Pete Shaw	San Diego Chargers	DB
2010	4	11	109	Corey Wootton	Chicago Bears	DE		7	7	174	Greg Boykin	New Orleans Saints	RB
	4	24	122	Mike Kafka	Philadelphia Eagles	QB	1976	12	23	342	Darryl Brandford	Miami Dolphins	DT
	5	13	144	Sherrick McManis	Houston Texans	CB	1975	17	3	419	Mitch Anderson	Atlanta Falcons	QB
2006	4	27	124	Barry Cofield	New York Giants	DL	1974	3	12	64	Steve Craig	Minnesota Vikings	TE
	7	2	210	Zach Strief	New Orleans Saints	OT		5	19	123	Pete Wessel	Los Angeles Raiders	DB
	7	13	221	Tim McGarigle	St. Louis Rams	LB		7	24	180	Mike Varty	Washington Redskins	LB
2005	1	28	28	Luis Castillo	San Diego Chargers	DT	1973	3	13	65	Jim Lash	Minnesota Vikings	WR
	3	30	93	Trai Essex	Pittsburgh Steelers	T		14	20	358	James Anderson	Green Bay Packers	DT
	6	30	244	Noah Herron	Pittsburgh Steelers	RB	1972	7	6	162	Eric Hutchinson	Houston Oilers	DB
2003	4	36	133	Austin King	Tampa Bay Buccaneers	C		9	19	227	Jerry Brown	San Francisco 49ers	DB
2002	1	23	23	Napoleon Harris	Oakland Raiders	LB	1971	5	16	120	Mike Adamle	Kansas City Chiefs	RB
	4	3	101	Kevin Bentley	Cleveland Browns	LB		8	16	198	Rick Telander	Kansas City Chiefs	DB
	5	35	170	Sam Simmons	Miami Dolphins	WR		11	14	274	Mike Sikich	Cleveland Browns	G
2001	7	10	210	Harold Blackmon	Seattle Seahawks	DB		12	1	287	John Rodman	New England Patriots	T
	7	31	231	Dwayne Missouri	Baltimore Ravens	DE	1969	4	23	101	Jack Rudnay	Kansas City Chiefs	C
2000	5	35	164	Jay Tant	Arizona Cardinals	TE		17	7	423	Chico Kurzawski	New Orleans Saints	DB
1999	2	4	35	Barry Gardner	Philadelphia Eagles	LB	1968	11	11	284	Tom Garretson	Washington Redskins	DB
	3	10	71	D'Wayne Bates	Chicago Bears	WR	1967	1	11	11	Cas Banaszek	San Francisco 49ers	TE
	4	17	112	Sean Bennett	New York Giants	RB		3	23	76	Phil Clark	Dallas Cowboys	DB
1998	5	11	134	Casey Dailey	New York Jets	LB		6	11	144	John McCambridge	Detroit Lions	DE
	6	18	171	Nathan Strikwerda	Miami Dolphins	C		7	26	185	Bob McKelvey	New Orleans Saints	RB
1997	4	9	105	Darnell Autry	Chicago Bears	RB		8	10	195	Roger Murphy	Chicago Bears	WR
	6	1	164	Tim Scharf	New York Jets	LB		10	5	242	Woodrow Campbell	Houston Oilers	RB
	7	2	203	Hudhaifa Ismaeli	Miami Dolphins	DB		17	7	426	Ken Ramsey	Detroit Lions	DT
1995	2	1	33	Matt O'Dwyer	New York Jets	G	1966	9	13	138	Ron Rector	Green Bay Packers	RB
	5	1	135	Michael Senters	Carolina Panthers	WR		14	12	212	Mike Buckner	Chicago Bears	DB
1994	3	21	86	Steve Shine	Cincinnati Bengals	LB	1965	2	2	16	Joe Cerne	San Francisco 49ers	C
	6	26	187	Lee Gissendaner	Houston Oilers	WR		4	4	46	Tommy Myers	Detroit Lions	QB
1992	7	3	171	Darryl Ashmore	Los Angeles Rams	T		13	12	180	Steve Murphy	St. Louis Rams	RB
1991	12	4	310	Bob Christian	Atlanta Falcons	RB		18	3	241	Mike Schwager	Chicago Bears	T
1989	7	1	168	Kevin Peterson	Dallas Cowboys	LB	1964	7	14	98	Chuck Logan	Chicago Bears	E
	9	25	248	Byron Sanders	Chicago Bears	RB		14	13	195	Tom O'Grady	Green Bay Packers	E
	11	16	295	Mike Baum	Seattle Seahawks	DE		15	14	210	George Burman	Chicago Bears	T
1987	10	7	258	Curtis Duncan	Houston Oilers	WR	1963	4	2	44	Paul Flatley	Minnesota Vikings	E
1986	11	17	294	Tom Flaherty	Cincinnati Bengals	LB	1963	5	7	63	Jack Cverko	Green Bay Packers	G
1985	3	27	83	Alex Moyer	Miami Dolphins	LB		7	13	97	Burt Petkus	New York Giants	G
	9	2	226	Steve Tasker	Houston Oilers	WR	1962	1	6	6	Fate Echols	St. Louis Cardinals	T
	9	14	238	Keith Cruise	Cincinnati Bengals	DE		8	12	110	Larry Onesti	Chicago Bears	C
1985	11	21	301	Kevin Brown	Los Angeles Rams	DB		20	11	277	Paul Flatley	Cleveland Browns	B
1984	2	5	33	Mike Guendling	San Diego Chargers	LB	1961	2	4	18	Elbert Kimbrough	Los Angeles Rams	E
	5	16	128	John Kidd	Buffalo Bills	P		6	5	75	Larry Wood	Los Angeles Rams	B



Zach Strief
2006 NFL Draft
Rd: 7 | Pick: 210
New Orleans Saints



Sherrick McManis (27)
2010 NFL Draft
Rd: 5 | Pick: 144
Chicago Bears




WILDCATS HISTORY

WILDCAT DRAFTTEES

Year	Rd.	Pick	No.	Name	Team	Pos.	Year	Rd.	Pick	No.	Name	Team	Pos.
1961	6	13	83	Dick Thornton	St. Louis Cardinals	QB	1946	8	8	68	Jim Lecture	Philadelphia Eagles	G
	7	9	93	Ray Purdin	San Francisco 49ers	B		17	5	155	Ray Justak	New York Giants	G
	7	14	98	Irv Cross	Philadelphia Eagles	B		24	1	221	Jack McKenzie	Chicago Cardinals	B
	12	8	162	Mike Stock	St. Louis Cardinals	B		24	7	227	Bob Funderberg	Detroit Lions	B
	20	7	273	Albert Kimbrough	Baltimore Colts	B		30	4	284	Harry Franck	Chicago Bears	B
1960	1	9	9	Ron Burton	Philadelphia Eagles	HB	1945	8	10	75	Nick Vodick	New York Giants	B
	4	3	39	Jim Andreotti	Detroit Lions	C		11	6	104	Mack Creger	Washington Redskins	B
	9	2	98	Dewitt Hoopes	St. Louis Cardinals	T		31	3	321	Ben Schadler	Detroit Lions	B
1959	5	7	55	Andy Cverko	Green Bay Packers	C	1944	1	4	4	Otto Graham	Detroit Lions	QB
	8	2	86	Wilmer Fowler	Philadelphia Eagles	B		16	8	161	Ed (Buckets) Hirsch	Chicago Bears	B
1958	27	4	317	Ben Napolski	Chicago Bears	E		21	3	211	Alex Kapter	Detroit Lions	G
	28	3	328	Gene Gossage	Philadelphia Eagles	T		21	7	215	Bill Ivy	Washington Redskins	T
1957	23	8	273	Al Viola	Washington Redskins	G		23	1	231	Don Buffmire	Chicago Cardinals	B
	30	5	354	Bob McKiever	Cleveland Browns	B		26	8	271	Harry Franck	Chicago Bears	B
1956	28	1	326	John Smith	Detroit Lions	G		29	1	297	Vince DiFrancesca	Chicago Cardinals	T
	29	4	341	Jim Troglio	Chicago Cardinals	B	1943	9	10	80	Bob Motl	Washington Redskins	E
1955	13	7	152	John Damore	New York Giants	C		16	4	144	Nick Burke	Chicago Cardinals	G
1954	22	4	257	Joe Collier	New York Giants	E		28	8	268	Bud Hasse	Green Bay Packers	E
	30	7	356	Don Rondou	Washington Redskins	B	1942	2	5	15	Alf Bauman	Detroit Lions	T
1953	15	5	174	Ralph Jecha	Chicago Bears	G		14	6	126	Bill deCorrevant	Washington Redskins	B
	20	8	237	Ray Huizinga	San Francisco 49ers	T		17	2	152	Don Clawson	Los Angeles Rams	B
	30	1	350	Tom Roche	Baltimore Colts	T		19	9	179	George Benson	Green Bay Packers	B
	30	8	357	Chuck Hren	Philadelphia Eagles	B	1941	11	7	97	Paul Heimenz	Green Bay Packers	C
1952	9	6	103	Dick Alban	Washington Redskins	B		14	3	123	Joe Lokanc	Chicago Cardinals	G
	13	7	152	Rich Athan	Chicago Bears	B		18	8	168	Ollie Hahnenstein	Chicago Bears	B
1951	3	4	30	Art Murakowski	Detroit Lions	B	1940	3	5	20	Johnny Haman	Los Angeles Rams	C
	14	12	171	Rudy Cernoch	Cleveland Browns	T		11	4	94	Nick Cutlich	Brooklyn Dodgers	T
	16	4	187	Gene Miller	Chicago Cardinals	B		11	9	99	Don Guritz	Green Bay Packers	G
	25	10	301	Johnny Miller	Chicago Bears	B	1939	15	6	136	Bob Voigts	Chicago Bears	T
1950	3	4	31	Art Murakowski	Detroit Lions	B	1938	3	8	23	Fred Vanzo	New York Giants	B
	6	6	72	Gasper Perricone	Chicago Bears	B		7	7	57	Johnny Kovatch	Green Bay Packers	E
	12	6	150	Ray Wietecha	New York Giants	C	1937	5	9	49	Dewitt Gibson	Green Bay Packers	T
	15	4	187	Tom Worthington	Detroit Lions	B		8	3	73	Steve Reid	Brooklyn Dodgers	G
	18	13	235	Ed Tunnicliff	Philadelphia Eagles	B		8	8	78	Steve Toth	Chicago Bears	B
	19	8	243	Loran Day	Chicago Cardinals	B	1936	4	2	29	Paul Tangora	Washington Redskins	G
	23	5	292	Joe Zuravleff	Washington Redskins	E		8	7	70	Wally Cruice	Green Bay Packers	B
1950	28	13	365	Don Burson	Philadelphia Eagles	B							
1949	12	4	115	George Sundheim	New York Giants	B							
1948	9	6	71	Ken Wiltgen	New York Giants	E							
1947	1	10	10	Vic Schwall	New York Giants	B							
	6	3	38	Frank Aschenbrenner	Pittsburgh Steelers	B							
	7	7	52	Dick Connors	Green Bay Packers	B							
	8	5	60	George Maddock	Chicago Cardinals	T							
	11	6	91	Alex Sarkisian	Philadelphia Eagles	C							
	26	10	245	Max Morris	Chicago Bears	B							
	30	5	280	Jerry Carle	Green Bay Packers	B							
	31	2	287	Vince DiFrancesca	Pittsburgh Steelers	G							



Otto Graham
1944 NFL Draft
Rd: 1 | Pick: 4
Detroit Lions



Chris Hinton
1983 NFL Draft
Rd: 1 | Pick: 4
Denver Broncos

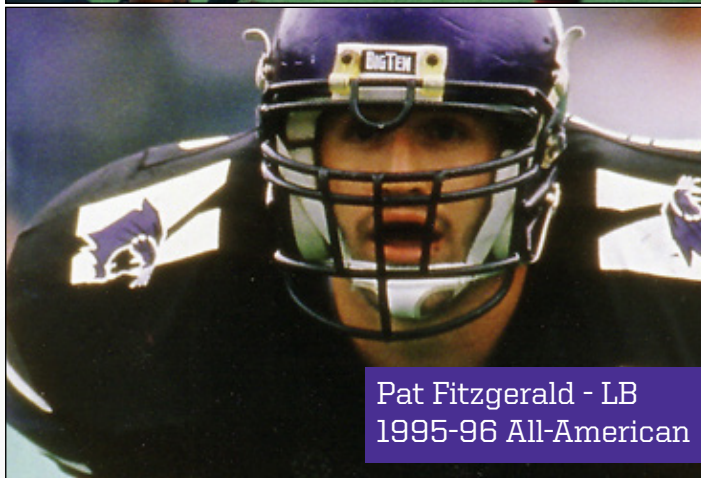




FIRST-TEAM ALL-AMERICANS



Jeff Budzien - K
2013 All-American



Pat Fitzgerald - LB
1995-96 All-American

1925	Tim Lowry	Center
1926	Ralph Baker	Halfback
	Bob Johnson	Tackle
1929	Henry Anderson	Guard
1930	Frank Baker	End
	Fayette Russell	Fullback
	Wade Woodworth	Guard
1931	Dallas Marvil	Tackle
	Ernest Rentner	Halfback
	Jack Riley	Tackle
1933	Edgar Manske	End
1935	Paul Tangora	Guard
1936	Steve Reid	Guard
1938	Bob Voigts	Tackle
1939	John Haman	Center
1940	Alf Bauman	Tackle
1943	Otto Graham	Halfback
	Herb Hein	End
1945	Max Morris	End
1948	Art Murakowski	Fullback
	Alex Sarkisian	Center
1950	Don Stonesifer	End
1952	Joe Collier	End
1958	Andy Cvercko	Tackle
1959	James Andreotti	Center
	Ron Burton	Halfback
1961	Larry Onesti	Center
1962	Jack Cvercko	Guard
1962	Tom Myers	Quarterback
1970	Mike Adamle	Fullback
1971	Eric Hutchinson	Safety
1982	Chris Hinton	Offensive Tackle
1983	John Kidd	Punter
1995	Pat Fitzgerald	Linebacker
	Sam Valenzisi	Place-kicker
1996	Pat Fitzgerald	Linebacker
2000	Damien Anderson	Running Back
2005	Zach Strief	Offensive Tackle
2012	Venric Mark	Punt Returner
2013	Jeff Budzien	Place-kicker



TIM LOWRY
Northwestern's first All-American



ZACH STRIEF
2005 All-American

FIRST-TEAM ALL-BIG TEN

1948	Art Murakowski, FB	1971	Maurie Daigneau, QB	Pat Fitzgerald, LB	
	Alex Sarkisian, C		Eric Hutchinson, DB	Steve Schnur, QB	
1949	Don Burson, QB		Tom McCreight, OG	1997	Casey Dailey, DE
1950	Don Stonesifer, E		Barry Pearson, FL		Barry Gardner, LB
1951	Don MacRae, G	1972	Steve Craig, TE		Brian Gowins, PK
1952	Joe Collier, E		Jim Lash, SE	1998	D'Wayne Bates, WR
	Ray Huizinga, T	1973	Steve Craig, TE		Barry Gardner, LB
1956	Bob McKeiver, HB		Mike Varty, LB	2000	Damien Anderson, RB
	Al Viola, G	1974	Paul Hiemenz, OT		Dwayne Missouri, DE
1958	Ron Burton, HB	1975	Paul Jasinskis, C		Billy Silva, LB
	Andy Cvercko, T		Pete Shaw, DB	2004	Tim McGarigle, LB
1959	James Andreotti, C	1976	Pete Shaw, DB	2005	Brett Basanez, QB
	Ron Burton, HB		Scott Yelvington, TE	2008	Corey Wootton, DE
	Gene Gossage, T	1978	Pat Geegan, S	2009	Brad Phillips, S
	Mike Stock, FB	1982	Chris Hinton, OT		Sherrick McManis, CB
1960	Elbert Kimbrough, E	1983	John Kidd, P	2010	Dan Persa, QB
1961	Fate Echols, T	1984	Keith Cruise, DT		Jeremy Ebert, WR
	Larry Onesti, C	1986	Rich Borresen, TE	2011	Drake Dunsmore, SB
1962	Jack Cvercko, G		John Duvic, PK		Brian Peters, S
1963	Chuck Logan, E	1989	Richard Buchanan, WR	2012	Jeff Budzien, PK
1964	Joe Cerne, C	1990	Richard Buchanan, WR	2013	Jeff Budzien, PK
1966	Phil Clark, DB	1992	Lee Gissendaner, WR	2015	Anthony Walker, Jr., LB
1967	Dick Emmerich, PK	1994	Paul Burton, P	2016	Austin Carr, WR
	Tom Garretson, DB		Matt O'Dwyer, OG		Ifeadi Odenigbo, DE
	Bruce Gunstra, G	1995	Darnell Autry, RB		Justin Jackson, RB
1968	Jack Rudnay, C		Pat Fitzgerald, LB		
1969	Mike Adamle, HB		Rob Johnson, C		
1970	Mike Adamle, FB		Chris Martin, CB		
	Eric Hutchinson, DB		Ryan Padgett, OL		
	Barry Pearson, FL		Sam Valenzisi, PK		
	John Rodman, T	1996	Darnell Autry, RB		
	Mike Sikich, G		D'Wayne Bates, WR		
	Joe Zigulich, C		Justin Chabot, OL		



AUSTIN CARR
2016 Consensus First-Team All-Big Ten
Richter-Howard Receiver of the Year

SECOND-TEAM ALL-BIG TEN

1948	Frank Aschenbrenner, B	1977	Tony Ardizzone, OT	1998	Barry Gardner, LB
	Don Burson, B		Frank Malec, OG	1999	Damien Anderson, RB
1950	Dick Flowers, B		Paul Maly, LB		Kevin Bentley, LB
1954	John Damore, C	1978	Pat Geegan, DB		Dwayne Missouri, DL
1958	Jim Andreotti, C	1979	Chuck Kern, LB	2000	Harold Blackman, DB
1959	Elbert Kimbrough, E		Todd Sheets, WR		Leon Brockmeier, OT
	Ray Purdin, HB	1980	Bobby Anderson, DB		Napoleon Harris, LB
1960	Dick Thornton, QB		Todd Sheets, WR		Tim Long, K
1962	Paul Flatley, E, HB	1982	Ricky Edwards, RB	2001	Kevin Bentley, LB
	Tom Meyers, QB		Jon Harvey, TE		Napoleon Harris, LB
1963	Tom Meyers, QB		John Kidd, P	2002	Jeff Roehl, OG
1965	Cas Banaszek, E	1983	Keith Cruise, DL	2003	Jason Wright, RB
	Mike Buckner, DB		Ricky Edwards, RB	2004	Luis Castillo, DL
	Jim Burns, OT	1986	Bob Dirkes, DL		Noah Herron, RB
	Bob McKelvey, FB	1987	Tom Kaukialo, LB		Tim McGarigle, LB
	Ron Rector, HB	1988	Ed Sutter, P		Zach Strief, OT
1966	Cas Banaszek, E	1989	Richard Buchanan, WR	2005	Barry Cofield, DL
	Bruce Gunstra, OG,		Bob Christian, RB		Marquice Cole, DB
	John McCambridge, DE	1990	Richard Buchanan, WR		Tim McGarigle, LB
1967	Chico Kurzwski, HB		Ed Sutter, P		Mark Philmore, WR
	Jack Rudnay, C	1991	Daryl Ashmore, OT		Zach Strief, OT
1968	Angelo Loukas, OG		Mark Benson, WR		Tyrell Sutton, RB
	Dennis White, DB		Willie Lindsey, DB	2009	Stefan Demos, PK
1969	John Bradley, OT		Ed Sutter, P		Mike Kafka, QB
	Bill Galler, DT	1992	Len Williams, QB		Zeke Markshausen, WR
1970	Jim Anderson, DT	1993	Matt O'Dwyer, OT	2010	Vince Browne, DE
	Rick Telander, DB		Steve Shine, OLB		Brian Peters, S
1971	Jim Anderson, DE		Len Williams, QB	2011	Jeremy Ebert, WR
	Jack Dustin, DB	1994	Matt O'Dwyer, OT	2012	Venric Mark, RB
	Will Hemby, E		Sam Valenzisi, PK		Brian Mulroe, OL
	Al Robinson, HB	1995	D'Wayne Bates, WR	2013	Tyler Scott, DL
	John Voorhees, LB		Eric Collier, DB	2014	Ibraheim Campbell, S
1972	Jim Anderson, DT		Hudhaifa Ismaeli, DB		Nick VanHoose, CB
	Greg Boykin, HB		Rob Johnson, C	2015	Dean Lowry, DE
	Greg Strunk, DB	1996	Brian Kardos, OT		Nick VanHoose, CB
1973	Mitch Anderson, QB		Rodney Ray, DB		Justin Jackson, RB
	Stan Key, B		Matt Rice, DL		Dan Vitale, SB
1974	Jim Pooler, B	1997	Paul Burton, P	2016	Godwin Igwebuike, DB
	Scott Yelvington, E		Eric Collier, DB		Anthony Walker, Jr. LB
1975	Greg Boykin, HB		Matt Rice, DL		
	Scott Yelvington, E		Eric Collier, DB		
1976	Paul Maly, LB		Brian Gowins, K		



Jeremy Ebert - WR
2011 Second-Team All-Big Ten

ACADEMIC ALL-AMERICANS

1956	Al Viola, G	1st Team
1958	Andy Cvercko, T	1st Team
	Gene Gossage, T	3rd Team
1961	Larry Onesti, C	1st Team
1962	Paul Flatley, HB	1st Team
1963	George Burman, E	1st Team
1970	Eric Hutchinson, DB	2nd Team
	Joe Zigulich, C	1st Team
1972	Mitch Anderson, QB	2nd Team
1975	Randolph Dean, QB	2nd Team
1976	Randy Dean, QB	1st Team
1979	Kevin Berg, LB	2nd Team
1980	Jim Ford, OT	1st Team
1986	Mike Baum, OT	1st Team
	Bob Dirkes, DG	1st Team
	Todd Krehbiel, DB	1st Team
	Brian Nuffer, RB	2nd Team
1987	Mike Baum, OT	1st Team
1988	Mike Baum, OT	1st Team
1990	Ira Adler, PK	1st Team
1995	Ryan Padgett, OL	2nd Team
	Sam Valenzisi, PK	1st Team
1997	Barry Gardner, LB	2nd Team
2002	Jason Wright, RB	1st Team
2003	Jeff Backes, CB	2nd Team
	Jason Wright, RB	1st Team
2004	Jeff Backes, CB	1st Team
	Luis Castillo, DT	1st Team
2008	Phil Brunner, LS	1st Team
2009	Stefan Demos, PK	3rd Team
2011	Jacob Schmidt, RB	2nd Team
	Patrick Ward, OL	1st Team
2012	Brian Arnfelt, DL	2nd Team
	Patrick Ward, OL	1st Team
2016	Austin Carr, WR	2nd Team
	Justin Jackson, RB	2nd Team



JACOB SCHMIDT was a 2011 Second-Team CoSIDA All American and is now the Wildcats' Director of Player Development.



MIKE BAUM was a three-time first-team Academic All-American from 1986-88

BIG TEN DISTINGUISHED SCHOLARS

2008	C.J. Bachér	2011	Brian Arnfelt	2014	Austin Carr
	Phil Brunner		Doug Bartels		Matt Frazier
	Mike Dinard		Neal Deiters		Sean McEvilly
	Mark Woodsum		Patrick Ward		Shane Mertz
2009	Kevin Frymire		Kevin Watt		Jaylen Prater
	Adam Hahn		Ricky Weina		
	Mark Ison	2012	Arthur Omilian	2015	Terrance Brown
	Sherrick McManis		Tyler Scott		Max Chapman
	Kyle Petty		Timmy Vernon		Tommy Doles
	Desmond Taylor		Brandon Vitabile		Matt Frazier
	Nate Williams		Quentin Williams		Traveon Henry
	Mark Woodsum				Shane Mertz
2010	Doug Bartels	2013	Hayden Baker		Geoff Mogus
	John Henry Pace		Jeff Budzien		Heath Reineke
	Dan Persa		Tim Hanrahan		
	Josh Rooks		Brandon Vitabile		
	Patrick Ward		Brandon Williams		
	Kevin Watt				
	Ricky Weina				



ACADEMIC ALL-BIG TEN

1954	Sandy Sacks, T	Mike Weitzman, DT	Ryan Padgett, OL	Braden Jones, LB	Corbin Bryant, DL
1956	John Smith, T	1979 Mike Cammon, FB	Chris Rooney, CB	Austin King, C	Scott Concannon, RB
	Al Viola, G	Jim Ford, OT	Nate Strikwerda, C	Dominique Price, SAF	Kyle Daley, K/P
1957	Andy Cvercko, T	Kevin Kenyon, OG	Sam Valenzisi, PK	Jeff Roehl, OL	Stefan Demos, P
1958	Andy Cvercko, T	Chuck Kern, LB	1996 Dave Beazley, WR	Tony Stauss, QB	Mike Dinard, LB
1959	Gene Gossage, T	John Schober, OT	Paul Burton, WR	Eric VanderHorst, LB	Adam Hahn, DL
1960	Bob Eickhoff, QB	1980 Jim Ford, OT	Barry Gardner, LB	Jason Wright, RB	Keegan Kennedy, OL
	Mike Stock, FB	Chuck Kern, LB	Kyle Sanders, FS	2003 Jeff Backes, DB	Zeke Markshausen, WR
1961	Bob Eickhoff, QB	Steve Pals, LB	Matt Stewart, SS	Donnie Baskin, OL	Kurt Mattes, OL
	Boyd Melvin, T	1981 Doug Dorsey, LB	Nate Strikwerda, C	Ray Bogenrief, TE	Bryce McNaul, LB
	Larry Onesti, C	1982 Rich Raffin, LB	1997 Mark Broxterman, QB	Luis Castillo, DL	James Nussbaum, SAF
1962	Paul Flatley, HB	Scott Sanderson, DB	Casey Bynum, DB	Bryan Heinz, DB	David Oredugba, CB
	Jerry Goshgarian, C	1983 Tony Coates, WR	Corbett Elsen, QB	Braden Jones, LB	Dan Persa, QB
	Kent Pike, G	Casey Cummings, FB	Matt Fordenwalt, FB	Dominique Price, DB	Eric Peterman, WR
1963	George Burman, E	Gregg Damminga, OG	Barry Gardner, LB	Doug Szymul, LB	Brian Peters, SAF
	Joe Szczeco, T	1984 Casey Cummings, FB	Ty Garner, OL	Jason Wright, RB	Kyle Petty, LB
1964	Dave Cyranoski, E	Bob Dirkes, DT	1998 Mark Broxterman, QB	2004 Jeff Backes, CB	Brad Phillips, SAF
	Mike Schwager, T	1985 Casey Cummings, FB	Matt Fordenwalt, LB	Scott Brownley, SAF	Josh Rooks, SB
	Joe Szczeco, T	Bob Dirkes, DG	Barry Gardner, LB	Luis Castillo, DT	Desmond Taylor, OL
1965	Mike Beinor, G	Todd Krehbiel, DB	Ty Garner, OL	Bryan Heinz, SAF	Kevin Watt, DE
	Ken Ramsey, T	1986 Kevin Calderwood, DB	Josh Kolar, LB	Joel Howells, PK	Mark Woodsum, SB
1966	Woody Campbell, HB	Bob Dirkes, DG	James McCaffrey, FB	Ryan Pederson, P	2009 Brian Arnfelt, DE
	Tom Garretson, S	Tom Kaukialo, LB	Jason Ross, LB	Dominique Price, SAF	Doug Bartels, OL
	Justin Ramp, G	Todd Krehbiel, DB	Wynn Silberman, WR	Frederic Tarver, SAF	Andrew Brewer, WR
1967	John Cornell, LB	Brian Nuffer, HB	Nate Strikwerda, C	Eric Vanderhorst, LB	Corbin Bryant, DL
	Tom Garretson, S	1987 Ira Adler, PK	Jeff Swenson, WR	2005 C.J. Bachér, QB	Scott Concannon, RB
	Chico Kurzawski, HB	Steve Batzer, TE	Mark Broxterman, QB	Brett Basanez, QB	Stefan Demos, PK
	Bob Olson, HB	Mike Baum, OT	Matt Fordenwalt, LB	Vince Clark, OL	Drake Dunsmore, SB
1968	Dick Emmerich, PK	Greg Bradshaw, QB	Barry Gardner, LB	Joel Howells, PK	Kevin Frymire, WR
	Chico Kurzawski, HB	Alan Brown, LB	Ty Garner, C	Rejaie Johnson, LB	Adam Hahn, DL
1969	Bill Galler, G	D.R. Callentine, C	James McCaffrey, FB	Ryan Pederson, P	Tyris Jones, RB
	Rick Telander, DB	Bill Flesher, WR	Mark Perry, OL	Nick Roach, LB	James Kurzawski, CB
	Joe Zigulich, C	Steve Siewert, DB	Kyle Sanders, SS	Ben Rothrauff, SAF	Zeke Markshausen, WR
1970	Eric Hutchinson, DB	Jeff Stainton, OG	Wynn Silberman, WR	Frederic Tarver, SAF	Kurt Mattes, OL
	Jim Lash, E	1988 Ira Adler, PK	Jeff Baer, DT	2006 Frayne Abernathy, SB	Sherrick McManis, CB
	Barry Pearson, FL	Mike Baum, OT/NG	J. Quentin Brown, WR	C.J. Bachér, QB	Bryce McNaul, LB
	John Rodman, T	Greg Bradshaw, QB	John Cerasani, TE	Andrew Brewer, QB	Kevin Mitchell, WR
	Rick Telander, DB	D.R. Callentine, OG	Pete Chapman, DL	Phil Brunner, LS	Al Netter, OL
	John Voorhees, LB	Dirk Disper, OG	Corbett Elsen, TE	Mike Dinard, LB	James Nussbaum, SAF
	Joe Zigulich, C	Pete Konopka, DE	Pete Konopka, DE	Adam Hahn, DL	John Henry Pace, LS
1971	Steve Craig, E	Wayne Lucier, OL	Wayne Lucier, OL	Bryan Heinz, SAF	Dan Persa, QB
	Jack Darning, LB	Mark Perry, OL	Mark Perry, OL	Shaun Herbert, WR	Brian Peters, SAF
	Jack Dustin, DB	Kyle Sanders, FS	Kyle Sanders, FS	Joel Howells, PK	Kyle Petty, LB
	Dave Glantz, T	Billy Silva, LB	1999 Vincent Cartaya, FB	Ryan Keenan, OT	Brad Phillips, SAF
	Marty McGann, P	1999 Vincent Cartaya, FB	Jeff Baer, DT	Slade Larscheid, P	Josh Rooks, SB
1972	Jim Anderson, T	Pete Chapman, DL	J. Quentin Brown, WR	Eric Peterman, WR	Jacob Schmidt, RB
	Mitch Anderson, QB	David Farman, TE	John Cerasani, TE	Nick Roach, LB	Desmond Taylor, OL
	Steve Craig, TE	Jack Harnedy, OL	Pete Chapman, DL	Ben Rothrauff, SAF	Kevin Watt, DE
	Greg Strunk, DB	Ben Kennedy, OL	Corbett Elsen, TE	Desmond Taylor, OT	Quentin Williams, DE
	Jim Trimble, FB	Austin King, C	Pete Konopka, DE	Mark Woodsum, SB	Mark Woodsum, SB
1973	Mitch Anderson, QB	Pete Konopka, DE	Wayne Lucier, OL	2007 C.J. Bachér, QB	Colin Armstrong, OL
	Steve Craig, TE	Rashad Morton, FS	Mark Perry, OL	Phil Brunner, LS	Brian Arnfelt, DL
	Ray Felton, OG	Billy Silva, LB	Kyle Sanders, FS	Corbin Bryant, DE	Brendan Barber, WR
	Jim Trimble, FB	Sean Wieber, FS	Billy Silva, LB	Kyle Daley, P	Doug Bartels, OL
	Mike Varty, LB	Ray Bogenrief, DE	1999 Vincent Cartaya, FB	Stefan Demos, K	Corbin Bryant, DL
1974	Mitch Anderson, QB	Vincent Cartaya, LB	Jeff Baer, DT	Mike Dinard, LB	Jeff Budzien, PK
	Carl Patrnchak, LB	Peter Chapman, DL	Ray Bogenrief, DE	Dan Dixon, DB	Scott Concannon, RB
	Joe Patrnchak, LB	David Farman, TE	1999 Vincent Cartaya, FB	Tim Downing, CB	Stefan Demos, P/PK
	Jim Trimble, FB	Tom Fluegge, WR	Jeff Baer, DT	Adam Hahn, DL	Drake Dunsmore, SB
1975	Randy Dean, QB	Ben Kennedy, OL	1999 Vincent Cartaya, FB	Adam Kadela, LB	Jake Gregus, DL
	Carl Peterson, OG	Austin King, C	Jeff Baer, DT	Keegan Kennedy, DL	Pat Hickey, LS
	Pete Shaw, DB	Pete Konopka, DE	1999 Vincent Cartaya, FB	Kurt Mattes, OL	James Kurzawski, S
	Marty Szostak, DT	Zak Kustok, QB	Jeff Baer, DT	Brendan Mitchell, SB	Bryce McNaul, LB
1976	Rob Dean, WR	Jeff Roehl, OL	1999 Vincent Cartaya, FB	Eric Peterman, WR	Aaron Nagel, SB
	Pat Geegan, TB	Billy Silva, LB	Jeff Baer, DT	Brad Phillips, SAF	Al Netter, OL
	Paul Maly, MG	Mike Souza, OL	1999 Vincent Cartaya, FB	Ben Rothrauff, SAF	John Henry Pace, LS
1977	Frank Malec, OG	Tony Stauss, QB	Jeff Baer, DT	Desmond Taylor, OT	Dan Persa, QB
	Paul Maly, LB	Sean Wieber, FS	1999 Vincent Cartaya, FB	Mark Woodsum, SB	Brian Peters, S
	Marty Szostak, DT	Jason Wright, RB	Jeff Baer, DT	2008 Colin Armstrong, OL	Stone Pinckney, LB
1978	Kevin Berg, LB	Jeff Backes, RB	1999 Vincent Cartaya, FB	C.J. Bachér, QB	John Plasencia, SB
	Steve Bobowski, DB	Ray Bogenrief, DE	Jeff Baer, DT	Doug Bartels, OL	Jaleel Reed, WR
	Mike Cammon, RB	Vincent Cartaya, LB	1999 Vincent Cartaya, FB	Andrew Brewer, WR	Tim Riley, LB
	Mike Kranz, OT	Luis Castillo, OL	Jeff Baer, DT	Phil Brunner, LS	Josh Rooks, SB

ACADEMIC ALL-BIG TEN

2011	Jacob Schmidt, RB Andrew Struckmeyer, DL Timmy Vernon, LB Patrick Ward, OL Kevin Watt, DL Ricky Weina, CB Brandon Williams, P Nate Williams, LB Quentin Williams, DL Colin Armstrong, OL Brian Arnfelt, DL Hayden Baker, OL Brendan Barber, WR Doug Bartels, OL Jeff Budzien, PK Ibraheim Campbell, S Bo Cisek, DL Kain Colter, QB Drake Dunsmore, SB Collin Ellis, LB Pat Hickey, LS Paul Jorgensen, OL Jordan Mabin, CB Bryce McNaul, LB Al Netter, OL Dan Persa, QB Brian Peters, S John Plasencia, SB Tim Riley, SB Jacob Schmidt, RB Adonis Smith, RB Mike Trumpy, RB Timmy Vernon, LB Brandon Vitabile, OL Patrick Ward, OL Kevin Watt, DL Tim Weak, CB Ricky Weina, CB Brandon Williams, P Quentin Williams, DL	2013	Quentin Williams, DL Hayden Baker, OL Cermak Bland, WR Jeff Budzien, PK Ibraheim Campbell, S P.J. Carollo, QB Max Chapman, DL Kain Colter, QB Adam DePietro, OL Doug Diedrick, SB Collin Ellis, LB Mike Eshun, CB Davion Fleming, S Matt Frazier, OL Deonte Gibson, DL Tim Hanrahan, RB Pat Hickey, LS Tony Jones, WR Paul Jorgensen, OL Connor Mahoney, OL Sean McEvilly, DL Mike McHugh, WR Shane Mertz, OL Geoff Mogus, OL Zack Oliver, QB Eric Olson, OL Arthur Omilian, PK Ian Park, OL Tyler Scott, DE Trevor Siemian, QB Mark Szott, SB Mike Trumpy, RB Nick VanHoose, CB Tim Vernon, LB Dan Vitale, SB Brandon Vitabile, OL Brandon Williams,	2015	Brett Walsh, LB Jarrell Williams, CB Corey Acker, RB Matt Alviti, QB Terrance Brown, S Graham Bullmore, OL Austin Carr, WR Max Chapman, DL Luke Dauch, WR Adam DePietro, OL Tommy Doles, OL Matt Frazier, OL Deonte Gibson, DE Mark Gorogianis, WR Nate Hall, LB Matthew Harris, CB Traveon Henry, S Tom Hruby, LB Justin Jackson, RB Christian Jones, WR Tyler Lancaster, DL Connor Mahoney, OL Shane Mertz, OL Matt Micucci, K Geoff Mogus, OL Tommy Odell, DB Zack Oliver, QB Eric Olson, OL Ben Oxley, DL Kenton Playko, OL Jaylen Prater, LB James Prather, SB Kyle Queiro, S Heath Reinke, DL C.J. Robbins, DL Christian Salem, WR Drew Smith, LB Mark Szott, SB Nick VanHoose, CB Dan Vitale, SB	2016	Lloyd Yates
	2012		Brian Arnfelt, DL Hayden Baker, OL Cermak Bland, WR Jeff Budzien, PK Ibraheim Campbell, S Joe Cannon, DB P.J. Carollo, QB Max Chapman, DL Bo Cisek, DL Kain Colter, QB Neal Deiters, OL Doug Diedrick, SB Collin Ellis, LB Mike Eshun, CB Davion Fleming, S Tim Hanrahan, RB Pat Hickey, LS Tony Jones, WR Paul Jorgensen, OL Geoff Mogus, OL Zack Oliver, QB Arthur Omilian, PK Alex Pietrzak, OL Tim Riley, SB Tyler Scott, DE Will Studlien, LB Mark Szott, SB Mike Trumpy, RB Nick VanHoose, CB Tim Vernon, LB Brandon Vitabile, OL Patrick Ward, OL Brandon Williams, P		2014		Corey Acker, WR Matt Alviti, QB Chi Chi Ariguzo, LB Hayden Baker, OL Ibraheim Campbell, S Joe Cannon, CB Austin Carr, WR Max Chapman, DL Adam DePietro, OL Doug Diedrick, SB Collin Ellis, LB Matt Frazier, OL Deonte Gibson, DL Chris Gradone, P Jimmy Hall, LB Tim Hanrahan, RB Matthew Harris, CB Tom Hruby, SB Tony Jones, WR Paul Jorgensen, OL Dean Lowry, DL Connor Mahoney, DL Shane Mertz, OL Tommy Odell, S Zack Oliver, QB Eric Olson, OL Arthur Omilian, PK Kyle Queiro, S Josh Roberts, LB Christian Salem, WR Trevor Siemian, QB Mark Szott, SB Jayme Taylor, SB Nick VanHoose, CB Brandon Vitabile, OL Dan Vitale, SB



COLLEGE FOOTBALL HALL OF FAME

A total of 15 former Wildcat coaches and players are enshrined in the College Football Hall of Fame. They range from Paddy Driscoll, a halfback for the 'Cats from 1915-16, to Pat Fitzgerald, a two-time All-American, Chuck Bednarik and Bronko Nagurski award winner, who was NU's most recent inductee in 2008. There are four former Northwestern coaches in the Hall, Charles Bachman, 1919, Alex Agase, 1964-72, Ara Parseghian, 1956-63 and Lynn Waldorf, 1935-46.

The College Football Hall of Fame is a hall of fame and museum devoted to college football. In August 2014, the College Football Hall of Fame and Chick-fil-A Fan Experience opened in downtown Atlanta, Georgia. The National Football Foundation (NFF) launched the Hall in 1951 to immortalize



the players and coaches of college football. In 2009, Atlanta Hall Management, Inc. partnered with the NFF to construct and operate the new Hall of Fame facility, which will also provide a platform for community outreach, education and character development initiatives, as well as serve as a special event space in Atlanta.

The Wildcats were the first college football team to visit the new Hall of Fame. The tour fired up NU so much that the next day it upset Notre Dame, 17-15.

The first members of the College Football Hall of Fame were selected in 1951. Today there are more than 700 players and coaches in the Hall.

The Hall of Fame is a part of the National Football Foundation, which was conceived in 1947 by the late Grantland Rice. In addition to sponsoring the Hall of Fame, the Foundation has awarded more than \$3 million in graduate school scholarships to college football players.

For more information call: 1-800-440-FAME.



ALEX AGASE
COACH
1964-72



CHARLES BACHMAN
COACH
1919



RALPH BAKER
END
1924-26



RON BURTON
HALFBACK
1957-59



PADDY DRISCOLL
HALFBACK
1915-16



PAT FITZGERALD
LINEBACKER
1993-96



OTTO GRAHAM
HALFBACK
1941-43



JIMMY JOHNSON
QUARTERBACK
1904-05



EDGAR MANSKE
END
1931-33



ARA PARSEGHIAN
COACH
1956-63




STEVE REID
GUARD
1934-36



ERNEST RENTNER
HALFBACK
1930-32



JACK RILEY
TACKLE
1929-31



ALEX SARKISIAN
CENTER
1946-48



LYNN WALDORF
COACH
1935-46

WILDCATS HISTORY

POSTSEASON ALL-STAR GAMES

COLLEGE ALL-STAR
GAME (CHICAGO)

- 1934 Edgar Manske, E
1935 Al Kawal, G
Harry Leeper, E
1936 Wally Cruice, HB
Hugh Duvall, FB
Al Lind, C
Paul Tangora, G
Don Geyer, FB
Steve Reid, G
Steve Toth, FB
John Zitko, E
1938 Mike Calvano, G
Don Heap, HB
John Kovatch, E
Bob Swisher, HB
Erwin Wegner, C
1939 Bernie Jefferson, HB
Bob Voigts, T
1940 Nick Cutlich, T
Bob Daly, E
John Haman, C
George McGurn, FB
Hal Method, G
1941 Ollie Hahnenstein, HB
Paul Hiemenz, C
Joe Lokanc, G
1942 Alf Bauman, T
Bill DeCorrevont, HB
Dick Erdlitz, QB
1943 Otto Graham, HB
Ed Hirsch, G
Alex Kapter, G
Bill Urlaub, C
1946 Nick Burke, G
Don Clawson, QB
Alex Kapter, G
Max Morris, E
1947 Ed Hirsch, C
Vic Schwall, HB
1948 Vince DiFrancesca, G
Stan Gorski, E
1949 F. Aschenbrenner, HB
George Maddock, T
Alex Sarkisian, C
1950 Art Murakowski, FB
1951 Don Stonesifer, E
1952 Don MacRae, G
1959 Andy Cvercko, T
Willmer Fowler, HB
1960 Gene Gossage, T
1961 Elbert Kimbrough, E
1962 Fate Echols, T
Larry Onesti, C
1963 Paul Flatley, HB
1964 Chuck Logan, E
1965 Joe Cerne, C
Joe Szczeco, T
1967 Cas Banaszek, E
Phil Clark, DB
1969 Jack Rudnay, C
1971 Mike Adamle, FB

EAST-WEST
SHRINE GAME

- 1927 Robert Johnson, T
1928 Walt Holmer, FB
Luke Johnsos, E
George Levison, QB
1930 Henry Anderson, G
Frank Baker, E
Hank Bruder, HB
Bill Calderwood, FB
Mickey Erickson, C
Wade Woodworth, G
1932 Paul Engebretsen, T
Dallas Marvil, FB
Reb Russell, FB
1933 Dick Fencil, E
Bob Gonya, T
Ernest Rentner, HB

- 1934 William Riley, T
1935 Harry Leeper, E
Edward Whalen, G
1936 Wally Cruice, HB
Henry Longfellow, E
1937 Don Geyer, FB
Steve Reid, G
Steve Toth, FB
1938 Don Heap, HB
John Kovatch, E
Fred Vanzo, QB
1940 Robert Daly, E
John Haman, C
1941 Ollie Hahnenstein, HB
Joe Lokanc, G
1942 Alf Bauman, T
Bill DeCorrevont, HB
1944 William Ivy, T
Alex Kapter, G
Ed Hirsch, G
1948 Vince DiFrancesca, G
1949 Art Murakowski, FB
1951 Don Stonesifer, E
1952 Dick Alban, HB
Don MacRae, G
1953 Tom Roche, T
1954 Joe Collier, E
Dick Thomas, QB
1955 John Damore, C
1958 Bob McKeiver, HB
1960 Jim Andreotti, C
Ron Burton, HB
Gene Gossage, T
Elbert Kimbrough, E
1961 Fate Echols, T
1962 Paul Flatley, HB
Jay Robertson, C
1963 Chuck Logan, E
Kent Pike, T
1965 Joe Cerne, C
1966 Phil Clark, DB
1967 Tom Garretson, DB
Bruce Gunstra, G
1968 Jack Rudnay, C
Tom Ziolkowski, T
1969 John Bradley, T
Mike Adamle, FB
Mike Sikich, G
Rick Telander, DB
1971 Jack Darning, LB
Wil Hemby, DE
1972 Jim Lash, E
1976 Randy Dean, QB
1982 Chris Hinton, OT
1991 Richard Buchanan, WR
1994 Todd Baczek, OT
1997 Eric Collier, SS
KeJaun DuBose, DT
1998 Jeff Roehl, OL
2003 Brett Basanez, QB
Barry Cofield, DT
Tim McGarigle, LB
1999 Tyrell Sutton, RB
2009 Mike Kafka, QB (MVP)
2011 Al Netter, OL
Dan Persa, QB
2014 Brandon Vitabile, OL
2016 Nick VanHoose, CB
Dean Lowry, DE

NORTH-SOUTH
(MIAMI)

- 1950 John Miller, HB
1952 Chuck Hren, FB
1954 Ron Riba, G
1955 Jim Troglio, HB
1956 Ted Ringer, C
1958 Andy Cvercko, T
1959 Pete Arena, G
DeWitt Hoopes, T
Mark Johnston, HB
1960 Mike Stock, FB
Larry Wood, HB
1961 Larry Onesti, C
1962 Larry Benz, HB

- Dick Machalski, E
1963 Tim Powell, G
Bill Swingle, FB
1964 Steve Murphy, FB
Joe Szczeco, T
1965 Mike Buckner, DB
1966 Cas Banaszek, E
Woody Campbell, HB
1967 Dennis Coyne, DB
1968 Chico Kurzawski, HB
Dennis White, DB
1969 Bill Galler, MG
Mike Hudson, FB
1970 John Rodman, OT
Joe Zigulich, C
1971 Maurie Daigneau, QB
Barry Pearson, HB
1972 Jim Anderson, DT
1973 Pete Wessel, DB

BLUE-GRAY
(MONTGOMERY)

- 1976 Pete Shaw, DB
1939 Nick Cutlich, T
Tom Eby, E
Ted Grefe, E
Hal Method, G
Frank Young, T
1940 Corne Aarts, T
Dick Richards, QB
1941 Floyd Chambers, HB
George Zorich, T
1942 Bob Motl, E
1947 Stan Gorski, E
William Ivy, T
Ken Wiltgen, E
1949 Gaspar Perricone, FB
Joe Zuravleff, E
Ray Wietecha, C
1956 John Smith, T
1959 Joe Abbatiello, G
Douglas Asad, E
1960 Ray Purdin, HB
Paul Yanke, E
1961 Boyd Melvin, T
1962 Charles Brainerd, HB
1963 George Burman, E
Roland Wahl, HB
1964 Tom Myers, QB
Mike Schwager, T
1965 Mike Beinor, T
Jim Burns, T
Ron Rector, HB
1966 J. McCambridge, DE
Bob McKelvey, FB
Roger Murphy, E
1968 John Cornell, LB
Angelo Loukas, G
1970 Gerry Combs, DE
1971 Tom McCreight, G
1976 Greg Boykin, RB
1982 Chris Hinton, OT
1983 Ricky Edwards, RB
Mike Guendling, LB
1987 Mike Greenfield, QB
1990 Bob Christian, RB
1993 Steve Shine, OLB
1994 Michael Senters, WR
1997 Casey Dailey, DE
Nate Strikwerda, C
1999 John Cerasani, TE
2001 Kevin Bentley, LB

SENIOR BOWL
(MOBILE)

- 1951 Don Stonesifer, E
1952 Dick Alban, HB
1953 Chuck Hren, FB
1954 Joe Collier, E
Dick Thomas, QB
1955 John Damore, C
1957 Ted Ringer, C
1959 Andy Cvercko, T

- 1960 Gene Gossage, T
Mark Johnston, HB
1965 Tom Myers, QB
1983 John Kidd, P
1991 Darryl Ashmore, T
Ed Sutter, LB/P
1992 Frank Boudreaux, DT
1994 Matt O'Dwyer, G
1996 Pat Fitzgerald, LB
1997 Brian Musso, WR
Nate Strikwerda, C
1998 Barry Gardner, LB
1999 Jay Tant, TE
2002 Napoleon Harris, LB
2005 Noah Herron, RB
2013 Kain Colter, QB/WR
2014 Ibraheim Campbell, S
2016 Dan Vitale, SB

HULA BOWL
(HONOLULU)

- 1960 Jim Andreotti, C
Ron Burton, HB
1961 Elbert Kimbrough, E
1962 Fate Echols, T
1963 Paul Flatley, HB
1964 Chuck Logan, E
1965 Joe Cerne, C
1966 Ron Rector, HB
1967 Phil Clark, DB
1968 Bruce Gunstra, G
1969 Jack Rudnay, C
1970 John Bradley, T
1971 Mike Adamle, FB
Rick Telander, DB
1972 Jerry Brown, DB
1973 Jim Lash, E
1975 Paul Hiemenz, OT
1984 Keith Cruise, DT
1986 Rich Borresen, TE
1994 Todd Baczek, OT
1995 Rob Johnson, C
1996 Matt Rice, DT
1997 Casey Dailey, DE
Paul Janus, OT
2002 Zak Kustok, QB
Mike Souza, OL
2003 Austin King, C
2004 Jason Wright, RB
2005 John Pickens, LB
2006 Mark Philmore, WR
2007 Ryan Keenan, G

AMERICAN BOWL
(TAMPA)

- 1971 Joel Hall, LB
Jon Hittman, OT
Joe Zigulich, C
1973 Jim Anderson, DT
Dave Glantz, OT
1974 Steve Craig, TE
1976 Pete Shaw, DB

COACHES ALL-AMERICA
GAME (LUBBOCK)

- 1961 Mike Stock, FB
1962 Larry Onesti, LB
1967 Phil Clark, DB
1968 Bruce Gunstra, G
1969 Jack Rudnay, C
1971 Mike Adamle, FB
John Rodman, OT
Rick Telander, DB
1974 Pete Wessel, DB

CHALLENGE BOWL
(SEATTLE)

- 1978 Tony Ardizzone, OT
Mark Bailey, SE
Dan Cleary, TE

JAPAN BOWL
(TOKYO)

- 1983 Mike Guendling, LB
1984 Keith Cruise, DT
1986 Todd Krehbiel, DB

GRIDIRON CLASSIC
(ORLANDO)

- 2001 Harold Blackmon, CB
2002 Leon Brockmeier, OL
Zak Kustok, QB
Sam Simmons, WR
2005 Matt Ulrich, G

ALL-AMERICA
CLASSIC (LAS VEGAS)

- 2006 Brett Basanez, QB

NFLPA
ALL-STAR GAME

- 2008 Dylan Thiry, OL
2011 Corbin Bryant, DL
Quentin Davie, LB
2012 Vince Browne, DE
Bryce McNaull, LB
2015 Tony Jones, WR

TEXAS VS.
THE NATION GAME

- 2013 David Nwabuisi, LB

COLLEGE GRIDIRON
SHOWCASE

- 2014 Chi Chi Ariguzo, LB

MEDAL OF HONOR BOWL
(CHARLESTON)

- 2014 Kyle Prater, WR



NORTHWESTERN BOWL RECORDS

Points.....	38 (2005 Sun Bowl)
First Downs.....	34 (2010 Outback Bowl)
Rushing Attempts.....	46 (2003 Motor City Bowl)
Net Yards Rushing.....	357 (2003 Motor City Bowl)
Net Yards Passing.....	532 (2010 Outback Bowl)
Passes Completed.....	47 (2010 Outback Bowl)
Passes Attempted.....	78 (2010 Outback Bowl)
Total Offensive Plays.....	115 (2010 Outback Bowl)
Total Net Yards.....	621 (2010 Outback Bowl)
Penalties-Yards.....	7-72 yards (1996 Rose Bowl)
Number of Punts-Avg.....	10-35.7 (2000 Alamo Bowl)
Avg. Per Punt.....	43.0 (1949 Rose Bowl)
Punt Returns: Number-Yards.....	5-12 (2005 Sun Bowl)
Kickoff Returns: Number-Yards.....	8-225 (1996 Rose Bowl)
Interceptions: Number-Yards.....	4-48 (1949 Rose Bowl)
Third-Down Conversions.....	8-15 (1996 Rose Bowl)
Fourth-Down Conversions.....	4-4 (1997 Citrus Bowl) & 4-5 (2010 Outback Bowl)

INDIVIDUAL

Rushing Yards.....	237, Jason Wright (2003 Motor City Bowl)
Rushing Attempts.....	32, Darnell Autry (1996 Rose Bowl)
Rushing Yards by Quarterback.....	105, Kain Colter (2011 TicketCity Bowl)
Rushing Attempts by Quarterback.....	18, Kain Colter (2011 TicketCity Bowl)
Longest Rush.....	77, Jason Wright (2003 Motor City Bowl)
Rushing Touchdowns.....	3, Darnell Autry (1996 Rose Bowl)
Passing Yards.....	532, Mike Kafka (2010 Outback Bowl)
Passing Attempts.....	78, Mike Kafka (2010 Outback Bowl)
Passing Completions.....	47, Mike Kafka (2010 Outback Bowl)
Longest Completion.....	66, Mike Kafka to Drake Dunsmore (2010 Outback Bowl)
Passing Touchdowns.....	4, Mike Kafka (2010 Outback Bowl)
Had Intercepted.....	5, Mike Kafka (2010 Outback Bowl)
Receiving Yards.....	145, D'Wayne Bates (1996 Rose Bowl)
Receptions.....	12, Zeke Markshausen (2010 Outback Bowl)
Longest Reception.....	66, Drake Dunsmore (2010 Outback Bowl)
Touchdown Receptions.....	2, Andrew Brewer (2010 Outback Bowl)

PUNTING

Number of Punts.....	10, J.J. Standring (2000 Alamo Bowl)
Average Per Punt.....	43.0, Frank Aschenbrenner (1949 Rose Bowl)
Total Punting Yards.....	357, J.J. Standring (2000 Alamo Bowl)

FIELD GOALS

Field Goals Attempted.....	4, Brian Gowins (1996 Rose Bowl)
Field Goals Made.....	2, Brian Gowins (1996 Rose Bowl)
Longest Field Goal.....	44, Tim Long (2000 Alamo Bowl)

RETURN YARDS

Kickoff Returns.....	7, Venric Mark (2011 Meineke Car Care Bowl of Texas)
Kickoff Return Yards.....	166, Hudhaifa Ismaeli (1996 Rose Bowl)
Longest Kickoff Return.....	88, Jason Wright (2003 Motor City Bowl)
Punt Returns.....	5, Mark Philmore (2005 Sun Bowl)
Punt Return Yards.....	50, Unknown (1949 Rose Bowl)
.....	50, Venric Mark (2011 Meineke Car Care Bowl of Texas)

DEFENSE

Total Tackles.....	17, Tim McGarigle (2005 Sun Bowl)
Solo Tackles.....	10, Pat Durr (2003 Motor City Bowl)
Assisted Tackles.....	12, Quentin Davie (2011 TicketCity Bowl)
Tackles-For-Loss.....	2.5, Hudhaifa Ismaeli (1996 Rose Bowl)
.....	2.5, Quentin Davie (2010 Outback Bowl)
.....	2.5, Andrew Smith (2016 Outback Bowl)
Sacks.....	1.5, Dan Sutter (1996 Rose Bowl)
.....	1.5, Hudhaifa Ismaeli (1996 Rose Bowl)
Pass Breakups.....	3, Keith Watkins II (2016 Outback Bowl)
Interceptions.....	1, (Numerous times)
.....	last by Brian Peters (2011 Meineke Car Care Bowl of Texas)

OPPONENT BOWL RECORDS

Points.....	66, Nebraska (2000 Alamo Bowl)
First Downs.....	34, Texas Tech (2011 TicketCity Bowl)
Rushing Attempts.....	69, Nebraska (2000 Alamo Bowl)
Net Yards Rushing.....	476, Nebraska (2000 Alamo Bowl)
Net Yards Passing.....	408, Tennessee (1997 Citrus Bowl)
Passes Completed.....	38, Bowling Green (2003 Motor City Bowl)
Passes Attempted.....	50, Bowling Green (2003 Motor City Bowl)
Total Offensive Plays.....	83, Nebraska (2000 Alamo Bowl)
Total Net Yards.....	636, Nebraska (2000 Alamo Bowl)
Penalties-Yards.....	13-112, Tennessee (1997 Citrus Bowl)
Number of Punts-Avg.....	6-42.2 (2010 Outback Bowl)
Avg. Per Punt.....	47.8, Tennessee (2016 Outback Bowl)
Punt Returns: Number-Yards.....	9-81, Nebraska (2000 Alamo Bowl)
Kickoff Returns: Number-Yards.....	6-403, Missouri (2008 Alamo Bowl)
Interceptions: Number-Yards.....	5-103 (2010 Outback Bowl)
Third-Down Conversions.....	12-17, (two times)
.....	last Bowling Green (2003 Motor City Bowl)
Fourth-Down Conversions.....	1-1, Tennessee (1997 Citrus Bowl)
.....	1-1, Missouri (2008 Alamo Bowl)

INDIVIDUAL

Rushing Yards.....	240, Dan Alexander, Nebraska (2000 Alamo Bowl)
Rushing Attempts.....	24 (two times)
.....	Last by Jalen Hurd, Tennessee (2016 Outback Bowl)
Longest Rush.....	51, Chris Markey, UCLA (2005 Sun Bowl)
Rushing Touchdowns.....	2, (Numerous times)
.....	Last by Joshua Dobbs, Tennessee (2016 Outback Bowl)
Passing Yards.....	408, Peyton Manning, Tennessee (1997 Citrus Bowl)
Passing Attempts.....	56, Taylor Potts (2011 TicketCity Bowl)
Passing Completions.....	43, Taylor Potts, Texas Tech (2011 TicketCity Bowl)
Longest Completion.....	69, Bobby Newcombe to
.....	Matt Davison, Nebraska (2000 Alamo Bowl)
Passing Touchdowns.....	4, Peyton Manning, Tennessee (1997 Citrus Bowl)
.....	4, Taylor Potts (2011 TicketCity Bowl)
Had Intercepted.....	3, Josh Harris, Bowling Green (2003 Motor City Bowl)
.....	3, Drew Olson, UCLA (2005 Sun Bowl)
.....	3, Chase Daniel, Missouri (2008 Alamo Bowl)
Receiving Yards.....	216, Keyshawn Johnson, USC (1996 Rose Bowl)
Receptions.....	12, Darvin Adams, Auburn (2010 Outback Bowl),
.....	Cole Magner, Bowling Green (2003 Motor City Bowl) &
.....	Keyshawn Johnson, USC (1996 Rose Bowl)
Longest Reception.....	69, Matt Davison, Nebraska (2000 Alamo Bowl)
Touchdown Receptions.....	2, Cole Magner, Bowling Green
.....	(2003 Motor City Bowl), 2, Matt Davison, Nebraska (2000 Alamo Bowl)

PUNTING

Number of Punts.....	6, Clinton Durst, Auburn (2010 Outback Bowl)
Average Per Punt.....	47.8, Trevor Daniel, Tennessee (2016 Outback Bowl)
Total Punting Yards.....	253, Clinton Durst, Auburn (2010 Outback Bowl)

FIELD GOALS

Field Goals Attempted.....	4, Jeff Wolfert, Missouri (2008 Alamo Bowl)
.....	4, Randy Bullock, Texas A&M (2011 Meineke Car Care Bowl of Texas)
Field Goals Made.....	4, Randy Bullock, Texas A&M
.....	(2011 Meineke Car Care Bowl of Texas)
Longest Field Goal.....	47, Randy Bullock, Texas A&M
.....	(2011 Meineke Car Care Bowl of Texas)

RETURN YARDS

Kickoff Returns.....	4, Demond Washington, Auburn (2010 Outback Bowl)
Kickoff Return Yards.....	111, Demond Washington,
.....	Auburn (2010 Outback Bowl)
Longest Kickoff Return.....	46, Demond Washington,
.....	Auburn (2010 Outback Bowl)
Punt Returns.....	4, Joe Walker, Nebraska (2000 Alamo Bowl)
.....	4, Jeremy Maclin, Missouri (2008 Alamo Bowl)
Punt Return Yards.....	82, Jeremy Maclin, Missouri (2008 Alamo Bowl)

DEFENSE

Total Tackles.....	14, Neiko Thorpe, Auburn (2010 Outback Bowl)
Solo Tackles.....	13, Neiko Thorpe, Auburn (2010 Outback Bowl)
Assisted Tackles.....	9, Sean Weatherspoon, Missouri (2008 Alamo Bowl)
Tackles-For-Loss.....	4, Corey Terry, Tennessee (1997 Citrus Bowl)
Sacks.....	2, Stryker Sulak, Missouri (2008 Alamo Bowl)
Pass Breakups.....	3, Keyuo Craver, Nebraska (2000 Alamo Bowl)
Interceptions.....	2, Walter McFadden, Auburn &
.....	T'Sharvan Bell, Auburn (2010 Outback Bowl)

BOWL HISTORY

1949 ROSE BOWL



GAME SUMMARY

Northwestern's first bowl appearance came on Jan. 1, 1949, when the Wildcats—considered by many to be the surprise team of the season—knocked off California in the 1949 Rose Bowl, 20-14.

The Wildcats got on the scoreboard first when left halfback Frank Aschenbrenner burst through the right side for a 73-yard touchdown, at the time the longest run from scrimmage in Rose Bowl history. Jim Farrar's extra-point made the lead 7-0. On Cal's next play, All-American back Jackie Jensen scampered 67 yards over the left end to tie the game at 7-7. The score remained deadlocked until midway through the second quarter when Art Murakowski capped a 78-yard drive with a one-yard plunge into the end zone for a 13-7 lead. The touchdown was marred by controversy as Murakowski fumbled the ball in the end zone, but the officials ruled it had crossed the goal line first.

Early in the third quarter, California lost Jensen to a back injury, and many felt the Wildcats would roll through the remainder of the game. This was not the case as the Bears converted a Wildcat fumble into a 56-yard touchdown drive and a 14-13 lead heading into the fourth quarter. With the clock winding down, the Wildcats had the ball at their own 12-yard line and seemingly needed a miracle to win. Early in the drive, NU came up with its only pass completion of the game, an Aschenbrenner to Donald Stonesifer connection which put Northwestern on the California 45-yard line. Two plays later, on a direct snap from center, right halfback Ed Tunnickliff reaped the benefits of excellent blocking and raced 43 yards down the sidelines to give NU a 19-14 lead. Farrar's extra-point increased the Wildcat lead to six at 20-14 with 2:59 remaining.

The Bears gave it one final shot, but Loran "Pee Wee" Day intercepted the ball at the five-yard-line inside the final minute. Two keepers by NU quarterback Don Burson ran out the clock and the Wildcats brought home the roses.

SCORING SUMMARY

NORTHWESTERN	7	6	0	7	—	20
CALIFORNIA	7	0	7	0	—	14

First Quarter: NU—Aschenbrenner 73 run (Farrar kick) CAL—Jensen 67 run (Cullom kick). **Second Quarter:** NU—Murakowski 1 run (Farrar kick failed). **Third Quarter:** CAL—Swaner run (Cullom kick). **Fourth Quarter:** NU—Tunnickliff 43 run (Farrar kick).


GAME STATISTICS

GAME STATISTICS	
NU	CAL
6.....	Total first downs 12
5.....	First downs rushing..... 8
1.....	First downs passing..... 4
0.....	First downs by penalty..... 0
290.....	Total net yards..... 256
273.....	Net yards rushing 173
290.....	Rushing yards gained 251
17.....	Rushing yards lost 78
45.....	Rushing plays..... 54
17.....	Net yards passing..... 83
4.....	Passed attempted 16
1.....	Passes completed..... 6
0.....	Passes intercepted..... 4
3-15.....	Penalties-Yards lost..... 2-5
6-258-43.0.....	Punts-Yds.-Avg..... 4-132-33.0
2-50.....	Punt returns-Yards 5-70
3-2.....	Fumbles-Lost..... 3-1

INDIVIDUAL STATISTICS

Rushing: NU—Aschenbrenner 11-119; CAL—Swaner 17-79
Passing: NU—Aschenbrenner 1-1-17-0; CAL—Celeri 8-3-50-2

1996 ROSE BOWL



GAME SUMMARY

The 1995 Wildcat team was the college football story of the season, shocking the experts in capturing the team's first winning season since 1971, and first bowl game appearance since the 1949 Rose Bowl.

USC scored first in the opening minutes of the game, but NU quickly evened the score when Darnell Autry capped off a 68-yard scoring drive with a three-yard touchdown run. The Trojan offense attacked in the second quarter, scoring on two touchdowns and a field goal. Brian Gowins kicked a 29-yard field goal to cap a drive that began when Tim Scharf forced a USC fumble with 12 seconds remaining in the half, cutting the gap to 24-10.

In the third quarter, Gowins started NU's scoring bonanza with a 28-yard field goal. The Wildcats then completed an on-side kick, which Josh Barnes scooped up. Three minutes later, Autry scored on a nine-yard run to narrow the gap to 24-19. USC struck back with a touchdown midway through the quarter, but the 'Cats answered with Schnur's one-yard TD plunge. NU took the lead for the first time early in the fourth when Autry ran two yards for his third touchdown of the game. USC regained the lead for good with a field goal on the next possession and then converted a rare Schnur interception into a touchdown. The Wildcats gave it one last effort late in the game. Gowins' 48-yard field goal attempt with 35 seconds left had the distance, but hit the left upright and bounced out.

Steve Schnur had a career-best day, connecting on 23-of-39 passes for 336 yards with one rushing touchdown.

SCORING SUMMARY

NORTHWESTERN	7	3	16	6	—	32
USC	7	17	7	10	—	41

First Quarter: USC—L. Woods 1 run (Abrams kick) 11:02. NU—D. Autry 3 run (Gowins kick) 6:05. **Second Quarter:** USC—Barnum 21 pass from Otton (Abrams kick) 13:05. USC—Abrams 30 FG 3:29 USC—McCutcheon 53 fumble return (Abrams kick) 2:56. NU—Gowins 29 FG 0:02. **Third Quarter:** NU—Gowins 28 FG 11:01. NU—D. Autry 9 run (pass failed) 8:17. USC—K. Johnson 56 pass from Otton (Abrams kick) 6:08. NU—Schnur 1 run (Gowins kick), 2:58. **Fourth Quarter:** NU—D. Autry 2 run (pass failed), 13:01. USC—Abrams 46 FG 9:09. USC—Washington 2 run (Abrams kick), 2:55.

GAME STATISTICS


GAME STATISTICS		
NU		USC
23.....	First Downs.....	22
39.....	Rushing Att.....	27
152.....	Yards Rushing.....	58
13.....	Yards Lost Rushing.....	29
139.....	Net Yards Rushing.....	29
336.....	Net Yards Passing.....	391
39.....	Passes Attempted.....	44
23.....	Passes Completed.....	29
1.....	Had Intercepted.....	0
78.....	Total Offensive Plays.....	71
475.....	Total Net Yards.....	420
6.1.....	Avg. Gain/Play.....	5.9
1-1.....	Fumbles—Lost.....	1-1
7-72.....	Penalties—Yards.....	11-86
1-41.....	Interceptions—Yards.....	0-0
2-77.....	Punts—Yards.....	2-89
38.5.....	Avg. Yard/Punt.....	44.5
0-0.....	Punt Return—Yards.....	2-18
8-225.....	Kickoff Return—Yards.....	3-31
30:13.....	Possession Time.....	29:47
8/15.....	3rd Down Conversion.....	12/17
4-21.....	Sacks By—Yards.....	0-0

INDIVIDUAL LEADERS

Rushing: NU—D. Autry 32-110; USC—Washington 16-51
Passing: NU—Schnur 39-23-336-1; USC—Otton 44-29-391-0
Receiving: NU—Bates 7-145; USC—K. Johnson 12-216



1997 CITRUS BOWL



GAME SUMMARY

Northwestern defied the odds again in 1996, capturing its second-consecutive Big Ten Championship and the third January 1 bowl game in school history. The Wildcats traveled to Orlando, Fla., to take on the ninth-ranked Tennessee Volunteers in the 1997 CompUSA Florida Citrus Bowl.

Despite rallying from a 21-0 first quarter deficit to tie the score, Peyton Manning and Tennessee were too much for Northwestern as the Volunteers posted a 48-28 victory.

Manning threw two TDs and ran for another as the Vols built a 21-0 lead with 2:00 left in the first quarter. Northwestern hung tough, though, and it paid off as Darnell Autry cut the lead to 21-7 on a two-yard run midway through the second quarter. Steve Schnur then hooked up with Brian Musso, a little over four minutes later, on a 22-yard scoring strike to cut the lead to seven.

Almost immediately, NU got the ball back as Tim Scharf jarred the ball loose from the runner and Mike Nelson recovered for the Wildcats. Autry then broke free on a 28-yard scoring scamper to knot the score at 21-21.

The Volunteers went back up by seven and 30 seconds later, added a field goal as time expired to go up, 31-21, at half. On the third play of the second half, Tennessee intercepted a Schnur pass and returned it 30 yards for a touchdown and a 38-21 lead. NU would add one more score on a 22-yard TD pass from Schnur to D'Wayne Bates, but it wasn't enough.

Schnur threw for 228 yards and two scores. Barry Gardner led the way on defense with 10 tackles.

SCORING SUMMARY

TENNESSEE	21	10	7	10	—	48
NORTHWESTERN	0	21	0	7	—	28

First Quarter: UT—Price 43 pass from Manning (Hall kick) 13:22. UT—Manning 10 run (Hall kick) 8:07. UT—Kent 11 pass from Manning (Hall kick) 2:00. **Second Quarter:** NU—D. Autry 2 run (Gowins kick) 7:45. NU—B. Musso 20 pass from Schnur (Gowins kick) 3:28. NU—D. Autry 28 run (Gowins kick) 2:27. UT—Kent 67 pass from Manning (Hall kick) 1:58. UT—Hall 19 FG 0:00. **Third Quarter:** UT—Hines 30 INT return (Hall kick) 13:55. **Fourth Quarter:** UT—Hall 28 FG 7:40. NU—Bates 22 pass from Schnur (Gowins kick) 4:45. UT—Moore 6 pass from Manning (Hall kick) 2:27.


GAME STATISTICS

GAME STATISTICS		
NU		UT
22	First Downs	29
28	Rushing Attempts	32
95	Yards Rushing	141
52	Yards Lost Rushing	26
43	Net Yards Rushing	115
242	Net Yards Passing	408
51	Passes Attempted	39
27	Passes Completed	27
4	Had Intercepted	0
79	Total Offensive Plays	71
285	Total Net Yards	523
1-1	Fumbles—Lost	4-2
5-40	Penalties—Yards	13-112
0-0	Interceptions—Yards	4-64
6-224	Punts—Yards	4-143
37.3	Avg. Yard/Punt	35.8
2-17	Punt Returns—Yards	3-13
6-137	Kickoff Returns—Yards	3-36
32:08	Possession Time	27:52
8/19	3rd Down Conversions	5/11
3-23	Sacks By—Yards	3-31

INDIVIDUAL LEADERS

Rushing: NU—D. Autry 17-66; UT—Graham 14-79
Passing: NU—Schnur 45-25-228-3; UT—Manning 39-27-408-0
Receiving: NU—Bates 10-97; UT—Kent 5-122

2000 ALAMO BOWL



GAME SUMMARY

When the 2000 college football season began, the idea of Northwestern and Nebraska meeting in a bowl game was nearly laughable. After all, the Wildcats were coming off a 3-8 season in 1999, while the Cornhuskers began the season ranked No. 1 in the country.

Yet on December 30, the two teams with 'N' on their helmets stood toe-to-toe on the astroturf housed by the Alamodome in San Antonio.

Northwestern gave the Huskers fits in the early part of the game, and even held a 10-7 lead early in the second quarter. However, it was all Nebraska from that point on, as the Huskers outscored the 'Cats 31-7 before halftime and then tacked on 28 unanswered points in the second stanza for the win.

Nebraska drew first blood with a 15-yard touchdown run by Dan Alexander just 2:11 into the contest before Northwestern got on the board with a 44-yard Tim Long field goal three minutes later. In the second quarter, the Wildcats briefly took the lead when Zak Kustok found Teddy Johnson in the corner of the end zone for a 10-yard TD reception.

The lead lasted all of 20 seconds. Nebraska stormed back, as QB Eric Crouch scampered 50 yards for a touchdown, starting a 24-point explosion. Down 31-10, Northwestern briefly revived itself when All-American running back Damien Anderson broke off a 69-yard touchdown run with just 1:10 left before halftime. The Huskers took the momentum right back, however, as Crouch hit Bobby Newcombe with a 58-yard TD pass to give Nebraska a 38-17 halftime lead.

Anderson finished the game with 149 yards on 18 carries to lead NU.

SCORING SUMMARY

NEBRASKA	7	31	21	7	—	66
NORTHWESTERN	3	14	0	0	—	17

First Quarter: UNL—Alexander 15 run (Brown kick) 12:49. NU—Long 44 FG 9:51. **Second Quarter:** NU—Johnson 10 pass from Kustok (Long kick) 14:16. UNL—Crouch 50 run (Brown kick) 13:56. UNL—Alexander 2 run (Brown kick) 11:50. UNL—Buckhalter 2 run (Brown kick) 7:13. UNL—Brown 51 FG 1:28. NU—Anderson 69 run (Long kick) 1:10. UNL—Newcombe 58 pass from Crouch (Brown kick) 0:20. **Third Quarter:** UNL—Davison 11 pass from Crouch (Brown kick) 12:17. UNL—Crouch, 2 run (Brown kick) 3:52. UNL—Davison 69 pass from Newcombe (Brown kick) 1:14. **Fourth Quarter:** UNL—Diedrick 9 run (Brown kick) 5:22.

GAME STATISTICS


NU		UNL
14	First Downs	28
38	Rushing Attempts	69
269	Yards Gained Rushing	519
37	Yards Lost Rushing	43
232	Net Yards Rushing	476
151	Net Yards Passing	160
43	Passes Attempted	14
17	Passes Completed	6
1	Had Intercepted	1
81	Total Offensive Plays	83
383	Total Net Yards	636
1-0	Fumbles—Lost	2-1
7-46	Penalties—Yards	4-67
1-0	Interceptions—Yards	1-6
10-357	Punts—Yards	3-133
35.7	Avg. Yard/Punt	44.3
2-6	Punt Returns—Yards	9-81
6-112	Kickoff Returns—Yards	4-102
26:23	Possession Time	33:37
5/20	3rd Down Conversions	6/15
0-0	Sacks By—Yards	3-19

INDIVIDUAL LEADERS

Rushing: NU—Anderson 18-149; UNL—Alexander 20-240
Passing: NU—Kustok 35-15-138-1; UNL—Crouch 13-5-91-2
Receiving: NU—Johnson 4-53; UNL—Davison 3-85

BOWL HISTORY

2003 MOTOR CITY BOWL



GAME SUMMARY

In what turned out to be one of the more exciting bowl games of the 2003 season, Bowling Green and quarterback Josh Harris got the final word with Northwestern and Jason Wright. Harris and Wright turned in two of the more impressive postseason performances and shared the game's MVP honors. The Wildcats led for three-plus quarters until Harris fired an 11-yard TD pass with 11:32 remaining in the game, which gave BGSU a 21-17 advantage.

NU countered, however, thanks to an 88-yard kickoff return by Wright. Noah Herron, who tallied two touchdowns, scored on a 2-yard scamper with 10:01 left to put the 'Cats back in front, 24-21. But Harris and the Falcons had one

more scoring drive left in them, and NU was unable to muster an offensive threat on its final possession. Wright finished with a bowl and school-record 336 all-purpose yards. He totaled 237 rushing yards, also a bowl mark.

Harris completed 38-of-50 passes for 386 yards—all Motor City Bowl marks. NU's secondary helped control the Falcons early, picking off three BGSU passes. Luis Castillo, named the bowl's UAW Lineman of the Game, had eight tackles (five solos). Northwestern ran for a bowl-record 357 yards. Herron added 80 yards on 12 carries.

SCORING SUMMARY

NORTHWESTERN	7	3	7	7	—	24
BOWLING GREEN	0	7	7	14	—	28

First Quarter: NU—Herron 40 run (Huffman kick) 7:52. **Second Quarter:** NU—Huffman 31 FG 13:12. BGSU—Harris 4 run (Suisham kick) 7:57. **Third Quarter:** NU—Wright, 77 run (Huffman kick) 14:14. BGSU—Magner 7 pass from Harris (Suisham kick) 9:10. **Fourth Quarter:** BGSU—Sanders 11 pass from Harris (Suisham kick) 11:32. NU—Herron 2 run (Huffman kick) 10:01. BGSU—Magner 3 pass from Harris (Suisham kick) 4:06.

GAME STATISTICS

BGSU	NU
30.....	First Downs.....16
37.....	Rushing Attempts.....46
121.....	Yards Gained Rushing.....385
33.....	Yards Lost Rushing.....28
88.....	Net Yards Rushing.....357
386.....	Net Yards Passing.....58
51.....	Passes Attempted.....15
38.....	Passes Completed.....7
3.....	Had Intercepted.....0
88.....	Total Offensive Plays.....61
474.....	Total Net Yards.....415
0-0.....	Fumbles—Lost.....2-2
1-15.....	Penalties—Yards.....3-40
0-0.....	Interceptions—Yards.....3-20
3-138.....	Punts—Yards.....5-172
46.0.....	Avg. Yard/Punt.....34.4
2-21.....	Punt Returns—Yards.....2-3
3-80.....	Kickoff Returns—Yards.....2-91
34:08.....	Possession Time.....25:52
12/17.....	3rd Down Conversions.....5/14
1-14.....	Sacks By—Yards.....2-10

INDIVIDUAL LEADERS

Rushing: NU—Wright 21-237; BGSU—Harris 21-68
Passing: NU—Basanez 15-7-58-0; BGSU—Harris 50-38-386-2
Receiving: NU—Philmore 3-43; BGSU—Magner 12-97

2005 SUN BOWL



GAME SUMMARY

Despite returning two interceptions for touchdowns and winning the turnover battle 4-3, Northwestern fell 50-38 to No. 17 UCLA in the 72nd annual Sun Bowl held in El Paso, Texas.

NU jumped to an early 22-0 first-quarter lead when Kevin Mims and Nick Roach each returned UCLA quarterback Drew Olson interceptions for touchdowns. The two defensive touchdowns followed a Joel Howells' 33 yard field goal and sandwiched a 19-yard Mark Philmore reverse for a touchdown. Northwestern's defense picked off Olson three times in the first quarter alone, equaling the number of interceptions Olson threw in his first 11 games combined

The Bruins, however, came storming back from the 22-0 deficit, scoring 36 unanswered points for a 36-22 lead. Amado Villarreal booted a 31-yard field goal at the end of the third quarter to halt the UCLA scoring string.

The Wildcats mounted a furious comeback. A Brett Basanez touchdown pass to Philmore cut the score to 36-31 with 2:29 left in the game. Then, UCLA's Brandon Breazell recovered NU's onside kick and returned it for a touchdown. The Wildcats came charging back, scoring on Shaun Herbert's 5-yard TD catch with 24 seconds left, trimming the UCLA lead to 43-38. Then the unthinkable happened. Breazell returned another onside kick for a score to ice the contest with 18 seconds left.

Despite the disheartening defeat, Northwestern set a Sun Bowl record with 584 yards of offense, with 448 coming courtesy of Brett Basanez.

SCORING SUMMARY

NORTHWESTERN	22	0	3	13	—	38
UCLA	7	22	7	14	—	50

First Quarter: NU—Howells 33 FG 7:53. NU—Mims 30 INT return (Howells kick blocked) 6:27. NU—Philmore 19 run (Howells kick failed) 5:36. NU—Roach 35 INT return (Howells kick) 4:21. UCLA—Bell 5 run (Rotstein kick) 0:15. **Second Quarter:** UCLA—Moya 58 pass from Olson (Rotstein kick) 13:57. UCLA—Bell 6 run (Lewis pass from Olson) 8:26. UCLA—Everett 8 pass from Olson (Rotstein kick) 0:29. **Third Quarter:** UCLA—Pitre 5 pass from Olson (Rotstein kick) 9:04. NU—Villarreal 31 FG 4:40. **Fourth Quarter:** NU—Philmore 8 pass from Basanez (Basanez pass intercepted) 2:29. UCLA—Breazell 42 kickoff return (Malette kick) 2:24. NU—Herbert 5 pass from Basanez (Villarreal kick) 0:24. UCLA—Breazell 45 kickoff return (Rotstein kick) 0:18.

GAME STATISTICS

NU	UCLA
33.....	First Downs.....24
32.....	Rushing Attempts.....50
176.....	Yards Gained Rushing.....334
8.....	Yards Lost Rushing.....24
168.....	Net Yards Rushing.....310
416.....	Net Yards Passing.....143
70.....	Passes Attempted.....24
38.....	Passes Completed.....10
2.....	Had Intercepted.....3
102.....	Total Offensive Plays.....74
584.....	Total Net Yards.....453
4-1.....	Fumbles—Lost.....2-1
6-49.....	Penalties—Yards.....8-69
3-65-2.....	Interceptions—Yards—TD.....2-0-0
5-155.....	Punts—Yards.....5-202
31.0.....	Avg. Yard/Punt.....40.4
5-12-0.....	Punt Returns—Yards—TD.....1-20-0
6-74-0.....	Kickoff Returns—Yards—TD.....6-156-2
30:50.....	Possession Time.....29:10
5/20.....	3rd Down Conversions.....6/13
1-5.....	Sacks By—Yards.....0-0


INDIVIDUAL LEADERS

Rushing: NU—Sutton 18-84; UCLA—Markey 24-161
Passing: NU—Basanez 70-38-2-416; UCLA—Olson 24-10-3-143
Receiving: NU—Lane 7-136; UCLA—Drew 2-29



BOWL HISTORY

2008 ALAMO BOWL



GAME SUMMARY

C.J. Bachér tied a Valero Alamo Bowl record with three touchdowns passes and threw for more than 300 yards, but No. 21 Missouri kicked a game-tying field goal late in the fourth quarter before defeating No. 23 Northwestern in overtime, 30-23.

In a game against former Heisman finalist Chase Daniel, Bachér won the battle of the QB's. The fifth-year senior completed 27-of-43 passes for 304 yards and three scores. Mizzou's offense came into the game averaging almost 500 yards per game, but was held to under 300 yards in regulation.

Eric Peterman opened the scoring with a 35-yard scoring reception in the first quarter. Rasheed Ward took a season-long 46-yard catch into the end zone to begin the second half before Ross Lane gave the Wildcats a 23-20 advantage with an acrobatic 23-yard TD grab late in the third quarter. Ward finished the game with a career-best 101 receiving yards on seven catches.

Senior Tyrell Sutton came back from a wrist injury in the eighth game of the year to record his 16th-career 100-yard rushing game. He finished with 114 yards on 29 carries, adding 29 yards on five catches.

Northwestern held its 23-20 lead until late in the fourth quarter when Missouri's Jeff Wolfert made his third field goal of the contest. He had another chance to end the game in regulation, but his 44-yard effort as time expired sailed wide right. The Tigers scored a TD on their opening possession of overtime before keeping the Wildcats out of the end zone to secure the victory.

SCORING SUMMARY

MISSOURI	0	10	10	3	7	—	30
NORTHWESTERN	7	3	13	0	0	—	23

First Quarter: 9:30 NU—Peterman 35 pass from Bachér (Villarreal kick).
Second Quarter: 14:49 MU—Wolfert 31 FG; 9:11 NU—Villarreal 21 FG; 1:00 MU—Maclin 75 punt return (Wolfert kick). **Third Quarter:** 12:08 NU—Ward 46 pass from Bachér (kick failed); 7:20 MU—Alexander 11 pass from Daniel (Wolfert kick); 3:46 MU—Wolfert 43 FG; 00:31 NU—Lane 23 pass from Bachér (Villarreal kick). **Fourth Quarter:** 2:49 MU—Wolfert 37 FG. **Overtime:** MU—Maclin 7 pass from Daniel (Wolfert kick)


GAME STATISTICS

MU	NU
21.....	First Downs.....21
30.....	Rushing Attempts.....40
120.....	Yards Gained Rushing.....132
9.....	Yards Lost Rushing.....60
111.....	Net Yards Rushing.....72
200.....	Net Yards Passing.....304
44.....	Passes Attempted.....43
27.....	Passes Completed.....27
3.....	Had Intercepted.....1
74.....	Total Offensive Plays.....83
311.....	Total Net Yards.....376
0-0.....	Fumbles-Lost.....1-0
6-32.....	Penalties-Yards.....7-47
1-22-0.....	Interceptions-Yards-TD.....3-4-0
4-177.....	Punts-Yards.....6-228
44.2.....	Avg. Yard/Punt.....38.0
4-82-1.....	Punt Return-Yards-TD.....1-0-0
4-40-0.....	Kickoff Return-Yards-TD.....5-108-0
24:40.....	Possession Time.....34:28
7/16.....	Third-Down Conversions.....11/21
5-43.....	Sacks By-Yards.....1-1

INDIVIDUAL LEADERS

Rushing: NU—Sutton 29-114; MU—Washington 15-44
Passing: NU—Bachér 27-43-304-3; MU—Daniel 27-44-200-2
Receiving: NU—Ward 7-101; MU—Coffman 7-67

2010 OUTBACK BOWL



GAME SUMMARY

Senior Mike Kafka broke an Outback Bowl record with a school-record 532 passing yards, throwing for four scores and running for another to lead a furious Northwestern comeback to force overtime, but the Wildcats ultimately fell to Auburn, 38-35.

With NU trailing by 14 and three minutes to play, Kafka scrambled for a 2-yard score to draw the Wildcats within eight, 35-27, after the extra point was blocked. On the ensuing Auburn possession, Brad Phillips forced a fumble recovered by Sherrick McManis, setting up a Kafka to Sidney Stewart 18-yard strike with 1:15 to go. A tricky 2-point conversion pass from Andrew Brewer to Brendan Mitchell tied the game.

A fumble on the ensuing kick gave NU the ball back again, but a field goal attempt went wide to force overtime. After Auburn kicked a field goal on their possession, Northwestern first attempted one of its own, but it clanged off the right upright. Auburn drew a roughing the kicker penalty to give NU another shot, however. A fake field goal on fourth-and-goal from the 2 was not successful, ending the game.

Kafka recovered from five interceptions in the game to set NCAA records for total plays by an individual (98) and total plays by a team (115). He hit Brewer for two scoring strikes and also found Drake Dunsmore in the flat before Dunsmore broke several tackles on a 66-yard catch-and-run touchdown scamper.

Brewer finished with 133 yards receiving while Dunsmore had 120. Zeke Markshausen caught 12 passes while Stewart caught 10.

SCORING SUMMARY

NORTHWESTERN	7	0	14	14	0	—	35
AUBURN	14	7	0	14	3	—	38

First Quarter: 12:25 AU—Burns 1 run (Byrum kick); 4:37 AU—McFadden 100 interception return (Byrum kick); NU—Brewer 39 pass from Kafka (Demos kick)

Second Quarter: 8:54 AU—Carr 46 pass from Todd (Byrum kick)

Third Quarter: 2:42 NU—Brewer 35 pass from Kafka (Demos kick); 0:27 NU—Dunsmore 66 pass from Kafka (Demos kick)

Fourth Quarter: 10:10 AU—Tate 5 run (Byrum kick); 7:32 AU—Tate 7 run (Byrum kick); 3:20 NU—Kafka 2 run (kick blocked); 1:15 NU—Stewart 18 pass from Kafka (Mitchell pass from Brewer)

Overtime: AU—Byrum 21 FG

GAME STATISTICS

NU	AU
34.....	First Downs.....18
37.....	Rushing Attempts.....39
114.....	Yards Gained Rushing.....219
21.....	Yards Lost Rushing.....29
93.....	Net Yards Rushing.....190
532.....	Net Yards Passing.....235
78.....	Passes Attempted.....33
47.....	Passes Completed.....20
5.....	Had Intercepted.....2
115.....	Total Offensive Plays.....72
621.....	Total Net Yards.....425
0-0.....	Fumbles-Lost.....3-2
3-25.....	Penalties-Yards.....12-140
2-0-0.....	Interceptions-Yards-TD.....5-103-1
5-158.....	Punts-Yards.....6-253
31.6.....	Avg. Yard/Punt.....42.2
1-1-0.....	Punt Return-Yards-TD.....0-0-0
5-116-0.....	Kickoff Return-Yards-TD.....5-125-0
34:11.....	Possession Time.....25:49
6/23.....	3rd Down Conversion.....4/13
3-19.....	Sacks By-Yards.....3-19

INDIVIDUAL LEADERS

Rushing: NU—Schmidt 8-36; AU—Tate 20-108
Passing: NU—Kafka 47-78-532-4; AU—Todd 20-31-235-1
Receiving: NU—Markshausen 12-84; AU—Adams 12-

BOWL HISTORY

2011 TICKETCITY BOWL



GAME SUMMARY

Trailing 31-9 midway through the third quarter, Northwestern staged a furious rally at the inaugural TicketCity Bowl, pulling within one touchdown before falling to Texas Tech, 45-38.

Texas Tech held a 10-0 lead after the first before NU got on the board in the second with a 15-play, 78-yard drive capped by a Colter one-yard rush. The PAT failed, making it 10-6 before TTU pushed its lead to 24-6 at the half.

The third quarter was a wild one on the scoreboard, with both teams combining for 32 points. NU forced a fumble on the opening kickoff of the second half, converting the turnover into an

18-yard Stefan Demos field goal, but Texas Tech got an 86-yard touchdown run on the next play from scrimmage to make the score 31-9 with 11:05 left in the third. Kain Colter scored on the ensuing drive on a 15-yard rush before he found Josh Rooks on a two-point conversion pass to make it 31-17. After Texas Tech scored another touchdown, Northwestern recovered an onside kick attempt and needed just two plays to punch it in on a four-yard Evan Watkins' rush, making the score 38-24 entering the fourth.

NU scored on its third-straight drive when Watkins found Demetrius Fields for an 18-yard touchdown on fourth-and-four, cutting the deficit to 38-31 with 10:33 left to play. Texas Tech kept punching, extending its lead back to 45-31 with 7:13 left during a drive that saw Hunter Bates, NU's leading tackler with 11 at that point, carted off the field with a major leg injury.

Jordan Mabin kept the 'Cats alive with an 39-yard interception return for a touchdown to make the score 45-38 with 5:37 left, but Texas Tech all but ran out the clock on its next drive to secure the win.

SCORING SUMMARY

NORTHWESTERN	0	6	18	14	—	38
TEXAS TECH	10	14	14	7	—	45

First Quarter: 5:18 TTU—Williams 24 FG; 0:39 TTU—Zouzalik 13 pass from Potts (Williams kick)

Second Quarter: 6:47 NU—Colter 1 rush (Williams rush failed); 4:15 TTU—Potts 13 run (Williams kick); 0:11 TTU—Lewis 6 pass from Potts

Third Quarter: 11:25 NU—Demos 18 FG; 11:05 TTU—Stephens 86 run (Williams kick); 6:12 NU—Colter 15 run (Rooks pass from Colter); 2:29 TTU—Swindall 6 pass from Potts (Williams kick); 1:52 NU—Watkins 4 run (Demos kick)

Fourth Quarter: 10:33 NU—D. Fields 18 pass from Watkins (Demos kick); 7:13 TTU—Leong 11 pass from Potts (Williams kick); 5:37 NU—Mabin 39 interception return (Demos kick)

GAME STATISTICS

NU	TTU
23.....	First Downs..... 34
50.....	Rushing Attempts..... 29
241.....	Yards Gained Rushing..... 189
12.....	Yards Lost Rushing..... 6
229.....	Net Yards Rushing..... 183
146.....	Net Yards Passing..... 369
30.....	Passes Attempted..... 56
14.....	Passes Completed..... 43
1.....	Had Intercepted..... 1
80.....	Total Offensive Plays..... 85
375.....	Total Net Yards..... 552
2-0.....	Fumbles-Lost..... 1-1
7-52.....	Penalties-Yards..... 3-34
1-39-1.....	Interceptions-Yards-TD..... 1-19-0
5-178.....	Punts-Yards..... 4-124
35.6.....	Avg. Yard/Punt..... 31.0
0-0-0.....	Punt Return-Yards-TD..... 0-0-0
6-124-0.....	Kickoff Return-Yards-TD..... 7-143-0
30:17.....	Possession Time..... 29:37
6/16.....	Third-Down Conversions..... 8/15
0-0.....	Sacks By-Yards..... 1-4

INDIVIDUAL LEADERS

RUSHING: NU—Colter 18-105; TTU—Stephens 14-126

PASSING: NU—Watkins 10-21-76-1; TTU—Potts 43-56-369-4

RECEIVING: NU—Ebert 3-34; TTU—Leong 10-118

2011 MEINEKE CAR CARE BOWL OF TEXAS



GAME SUMMARY

Appearing in a bowl game for a fourth straight year, Northwestern came out on the short end of 33-22 outcome against Texas A&M in the Meineke Car Care Bowl of Texas. NU scored the first touchdown of the game but TAMU ran off 27 straight points to take command.

In the final game of his NU career, quarterback Dan Persa established himself as Division I's (FBS or FCS) all-time record-holder in completion percentage. Persa wraps up his tenure at 72.7 percent (460-of-633), besting the previous NCAA record of 70.4 as set by Hawaii's Colt Brennan.

Senior safety Brian Peters came up with his 12th career interception in the game, giving him sole possession of third place on NU's all-time list, with three of those coming in bowl games.

Against the Aggies, Persa threw for 213 yards, but the Wildcats were held in check by a stout A&M defense that collected eight sacks on the day. NU gained a 7-3 lead early in the second quarter when Houston native Venric Mark scored his first career rushing touchdown on a pitch from Persa. That score capped a 13-play drive that ate up nearly five minutes off the clock. Texas A&M, however, then dominated the game's next 25 minutes, running off 27 unanswered points to take a 30-7 lead with 5:59 remaining in the third quarter.

The Wildcats responded and scored back-to-back touchdowns to cut the TAMU lead to eight, 30-22. But A&M then converted a third-and-13 deep in its own territory before gaining another first on a circus catch that set up a field goal and put the game on ice, 33-22, with 30 seconds to play.

SCORING SUMMARY

TEXAS A&M	3	17	10	3	—	33
NORTHWESTERN	0	7	0	15	—	22

First Quarter: 5:46 TAMU—Bullock 24 FG

Second Quarter: 10:12 NU—Mark 2 run (Budzien kick); 7:58 TAMU—Malena 1 run (Bullock kick); 1:31 TAMU—Fuller 26 pass from Tannehill (Bullock kick); 0:00 TAMU—Bullock 40 FG

Third Quarter: 10:00 TAMU—Malena 19 run (Bullock kick); 5:59 TAMU—Bullock 47 FG

Fourth Quarter: 11:15 NU—Colter 1 run (Fields pass from Ebert); 5:22 NU—Riley 2 pass from Colter (Budzien kick); 0:30 TAMU—Bullock 31 FG

GAME STATISTICS

TAMU	NU
22.....	First Downs..... 24
27.....	Rushing Attempts..... 38
104.....	Yards Gained Rushing..... 121
24.....	Yards Lost Rushing..... 69
80.....	Net Yards Rushing..... 52
329.....	Net Yards Passing..... 226
40.....	Passes Attempted..... 40
27.....	Passes Completed..... 27
1.....	Had Intercepted..... 0
67.....	Total Offensive Plays..... 78
409.....	Total Net Yards..... 278
2-0.....	Fumbles-Lost..... 2-0
7-67.....	Penalties-Yards..... 8-67
0-0-0.....	Interceptions-Yards-TD..... 1-0-0
4-180.....	Punts-Yards..... 8-337
45.0.....	Avg. Yard/Punt..... 42.1
4-54-0.....	Punt Return-Yards-TD..... 2-50-0
3-77-0.....	Kickoff Return-Yards-TD..... 7-141-0
26:41.....	Possession Time..... 33:19
7/14.....	Third-Down Conversions..... 5/15
8-65.....	Sacks By-Yards..... 1-7

INDIVIDUAL LEADERS


RUSHING: TAMU—Malena 23-77; NU—Colter 17-65

PASSING: NU—Persa 25-37-213-0; TAMU—Tannehill 27-40-329-1

RECEIVING: NU—Fields 7-73; TAMU—Swope 8-105



2013 TAXSLAYER.COM GATOR BOWL



JAN. 1, 2013
EVERBANK FIELD
ATTENDANCE: 48,612

GAME SUMMARY

Northwestern jumped out to a fast 13-0 lead at the 2013 TaxSlayer.com Gator Bowl and rode an NU-bowl-record four interceptions to a 34-20 victory over Mississippi State and its first 10-win season since 1995. The Gator Bowl win also gave Pat Fitzgerald his 50th victory as NU's head coach, giving him sole possession of first place on Northwestern's career coaching wins list.

The Wildcats' four interceptions matched the program's previous bowl best set in the 1949 Rose Bowl, which Northwestern won over California. Mississippi State QB Tyler Russell, who was responsible for all four interceptions, had thrown only six picks in the Bulldogs' 12 regular season games this year.

With a game-high 10 tackles and a near interception late in the game, Jared Carpenter was named the 2013 Gator Bowl MVP.

Offensively, quarterback and Florida native Trevor Siemian finished 12-of-20 passing for 120 yards—including several clutch third-down conversions—and one rushing touchdown. Among his most popular targets on the day was freshman superback Dan Vitale, who led the 'Cats with seven catches for 82 yards.

As they have all season, the Wildcats started fast when, on the third play from scrimmage, senior DL Quentin Williams dropped into coverage and intercepted Mississippi State's Tyler Russell. Williams went untouched 24 yards on the return for his first career touchdown and a quick 7-0 Northwestern advantage.

The Bulldogs regrouped on their next drive and moved inside the Wildcats red zone, but the NU defense answered the bell again when safety Ibraheim Campbell stepped in front of a Russell pass on the sideline for his fourth career interception.

Northwestern brought a 13-10 lead into the locker room but found itself in a tied game early in the third. Siemian led a quick six-play, 76-yard TD drive to restore an NU lead, then scored on a 4-yard TD rush of his own to put the 'Cats ahead by 14. MSU would pull with one score early in the fourth, but cornerback Nick VanHoose helped ice the win with an interception and long return to set up Mark's 12th rushing TD of the year and a bowl-clinching score.

SCORING SUMMARY

MISSISSIPPI STATE	0	10	3	7	—	20
NORTHWESTERN	10	3	14	7	—	34

First Quarter: 14:13 NU—Q. Williams 29 INT return (Budzien kick); 4:49 NU—Budzien 34 FG

Second Quarter: 14:48 NU—Budzien 37 FG; 4:48 MSU—Bell 27 FG; 1:06 MSU—Clark 18 pass from Russell (Bell kick)

Third Quarter: 10:37 MSU—Bell 47 FG; 9:25 NU—Ty. Jones 3 run (Budzien kick); 0:26 NU—Siemian 4 run (Budzien kick)

Fourth Quarter: 11:42 MSU—Johnson 14 pass from Russell (Bell kick); 8:10 NU—Mark 3 run (Budzien kick)

GAME STATISTICS


MSU	NU
18.....	First Downs.....19
33.....	Rushing Attempts.....40
216.....	Yards Gained Rushing.....173
30.....	Yards Lost Rushing.....12
186.....	Net Yards Rushing.....161
106.....	Net Yards Passing.....196
29.....	Passes Attempted.....36
12.....	Passes Completed.....21
4.....	Had Intercepted.....3
62.....	Total Offensive Plays.....76
292.....	Total Net Yards.....357
0-0.....	Fumbles-Lost.....1-0
6-47.....	Penalties-Yards.....2-20
3-27-0.....	Interceptions-Yards-TD.....4-80-1
5-216.....	Punts-Yards.....5-217
43.2.....	Avg. Yard/Punt.....43.4
2-21-0.....	Punt Return-Yards-TD.....1-(-2)-0
5-89-0.....	Kickoff Return-Yards-TD.....3-61-0
26:12.....	Possession Time.....33:48
1/11.....	Third-Down Conversions.....10/19
0-0.....	Sacks By-Yards.....3-23

INDIVIDUAL LEADERS

RUSHING:
 MSU—Robinson 7-91-0
 NU—Colter 12-74-0


PASSING:
 MSU—Russell 12-28-106-2
 NU—Siemian 12-21-120-0

RECEIVING:
 MSU—Clark 3-36-1
 NU—Vitale 7-82-0



BOWL HISTORY

2016 OUTBACK BOWL



JAN. 1, 2016
TAMPA, FLA.
ATTENDANCE: — 53,302

GAME SUMMARY

No. 13 Northwestern returned to the New Year's Day bowl scene Friday at the 2016 Outback Bowl after the fourth 10-win season in program history, but fell in the game to No. 23 Tennessee, 45-6.

Despite the loss, Northwestern's second 10-win campaign in the last four years marked a return to upper echelon of the college football world.

Northwestern's 24-member Senior Class is the lone class in #B1GCats history to win 10 games in two different seasons, winning the 2012 Gator Bowl during a 10-3 campaign and finishing 2015 with an identical 10-3 record.

Two offenses largely trying to find their way early struggled to make huge gains in the first quarter. Tennessee had a field goal try doink off the upright after intercepting an NU pass at the Wildcats' 22-yard line while Northwestern took advantage of three Volunteers late-hit penalties in the quarter -- including two on back-to-back plays -- to drive deep into UT territory prior to missing a field goal of its own.



SCORING SUMMARY

NORTHWESTERN	0	6	0	0	—	6
TENNESSEE	7	10	7	21	—	45

First Quarter: 00:14 TENN — Dobbs 14 run (Medley kick)

Second Quarter: 10:47 TENN — Medley 35 FG; 5:40 NU — Jackson 5 run (Mitchell miss); 2:18 TENN — Kamara 11 run (Medley kick)

Third Quarter: 4:40 TENN — Hurd 3 run (Medley kick)

Fourth Quarter: 11:42 TENN — Dobbs 18 run (Medley kick); 4:24 TENN — Kelly 1 run (Medley kick); 00:08 TENN — Berry 100 INT return (Medley kick)

GAME STATISTICS

STANFORD	NU
17..... First Downs	17
27..... Rushing Attempts.....	54
104..... Yards Gained Rushing.....	255
19..... Yards Lost Rushing	30
85..... Net Yards Rushing.....	225
155..... Net Yards Passing.....	105
35..... Passes Attempted.....	25
20..... Passes Completed	12
1..... Had Intercepted	0
62..... Total Offensive Plays.....	79
240..... Total Net Yards.....	330
2-1..... Fumbles-Lost.....	2-0
5-25..... Penalties-Yards.....	5-57
0-0-0..... Interceptions-Yards-TD.....	1-17-0
7-322..... Punts-Yards.....	5-194
46.0..... Avg. Yard/Punt.....	38.8
1-8-0..... Punt Return-Yards-TD	1-7-0
4-90-0..... Kickoff Return-Yards-TD	1-19-0
28:08..... Possession Time.....	31:52
3/15..... Third-Down Conversions.....	12/22
0-0..... Sacks By-Yards.....	3-11

INDIVIDUAL LEADERS

RUSHING:	PASSING:	RECEIVING:
STAN—McCaffrey 12-66-0	STAN—Hogan 20-35-155-1	STAN—Hooper 5-45-0
NU—Jackson 28-134-0	NU—Thorson 12-24-105-0	NU—Jones 5-52-0



Anthony Walker, Northwestern's 'superhero,' embracing his preseason hype

Teddy Greenstein / Chicago Tribune / July 25, 2016

Anthony Walker's teammates call him "The Franchise," and Northwestern has built a promotional campaign that depicts the linebacker as a superhero, able to stop a moving car from hitting a pedestrian.

Walker originally resisted the campaign. The son of a football coach, he said: "You don't want to be seen as arrogant. But you embrace it because your teammates are giving you that praise."

Mostly, his teammates are giving him good-natured crap.

"They're having a blast with it," NU coach Pat Fitzgerald said, "totally making fun of him."

NU tailback Justin Jackson led the Big Ten with 312 rushing attempts last season. A major key: avoiding big hits.

So does Walker tag him in practice?

"Of course," Jackson replied. "He's a superhero."

He is pretty super, reflected in SI.com's ranking him the 39th-best player in college football. The rangy and powerful Walker, a redshirt junior, tallied 201/2 tackles for a loss last season, most in the Big Ten.

"He's got a lot to improve on," Fitzgerald said, "but he's a sideline-to-sideline, physical player who can play great in the run game and pass game. Very talented."

Backup tailback Auston Anderson first tagged Walker with "The Franchise" nickname.

"I blame him and I love him for it," Walker said. "But I embrace it. We have nicknames for everybody. Clayton (Thorson) is QB1. Justin is BB&J: Bread, Butter & Justin. He's the bread and butter (of the offense), and you know what you will get from him every time."

Northwestern figures to have a similar defense to the one that ranked fourth in the Big Ten in points allowed (18.6 per game) and third in yards per rush (3.54) and opponent passer rating.

But NU's passing game was atrocious, largely because of a combination of poor receiving and Thorson's inexperience. Fitzgerald pointed to Austin Carr and Andrew Scanlan as receivers he expects to show more production.

Jackson said Thorson's confidence is "sky high" heading into his redshirt sophomore season.

"You can see it in his walk, in his face," Jackson said. "He knows it's a huge year for him."

A 'superhero' linebacker? Northwestern's Anthony Walker fits script

Bill Bender / SportingNews.com / July 28, 2016

CHICAGO — There came a point late in the recruiting process where Anthony Walker could have played at Miami.

Walker grew up in Miami. He idolized Ray Lewis, Micheal Barrow and Randy Shannon for the Hurricanes. He watched Sean Spence, Quavon Taylor and Lavonte David play together at Miami Northwestern High School. He emerged as a star at Monsignor Edward Pace High School.

"Miami was the dream school for everybody that was from Miami," Walker said at Big Ten Media Day.

Yet he knew what his father told him at an early age. Not everybody can play there. So when the Hurricanes swooped in late and were unsure whether Walker would play linebacker or safety there, Walker had made his choice.

Four years later, Walker is an All-American linebacker. He has a viral superhero campaign touting him as "The Franchise." He has a bright NFL future. He found those self-described blessings at Northwestern.

"I think that's why they (Northwestern) stayed as my choice," Walker said. "They knew I was only going to be myself. Nobody offered me anything like that. I wasn't changing my decision at that point."

Walker enjoyed that breakout season in 2015 with 122 tackles and 20.5 tackles for loss, which ranked second in the FBS. He popped in the opener in Stanford, and that's something Northwestern coach Pat Fitzgerald, a two-time Big Ten defensive player of the year who led Northwestern to two conference titles in 1995-96, noticed right away.

"I think it's his athleticism," Fitzgerald said. "You watch from the opener Stanford to Tennessee in the bowl game, two very-explosive football teams with great talent offensively. There was a non-issue when it came to athleticism, speed, not only playing in the box but more importantly playing out in space for Anthony."

Walker was the leader for a 10-3 Northwestern team that ranked in the top 15 nationally in both scoring defense and total defense, but he has a different perspective of the game film against Tennessee, a 45-6 loss in the Outback Bowl.

"You have to look at the Tennessee game and say we were flat-out embarrassed on national television when we had all this hype around us after a pretty good season," Walker said. "We embraced it. Nobody was down about it. We embraced it and we took it into spring practice and spring workouts."

So that's the mindset Walker is taking into the offseason, which has generated the viral campaign touting him as a superhero. Fitzgerald said Walker's self-awareness makes the campaign possible. Walker, meanwhile, continues to learn from Fitzgerald and other linebackers.

Walker is part of a loaded class of inside linebackers. Ohio State's Raekwon McMillan and Iowa's Josey Jewell also were in attendance. Walker also said he enjoys watching Carolina's Luke Kuechly and Buffalo's Reggie Ragland in the NFL. Walker mentioned those Miami linebackers again, too. Still, the NFL future and award watch lists "aren't something he's worried about right now."

With that comes responsibility. Fitzgerald said Walker will see more below-the-waist blocks this season, and he'll have to see that coming. But he also sees a team leader that is looking to take Northwestern to the next step toward a Big Ten West Division championship.

Fitzgerald did that a few times. Now it's Walker's turn.

"He's poised to have a special year and poised to be one of the best we've ever had," Walker said. "It's exciting times for him and for us."



Watch list or not, Northwestern's Justin Jackson can't be ignored

Teddy Greenstein / Chicago Tribune / July 30, 2016

Making the Doak Walker Award watch list is not exactly as tough as being a Heisman Trophy finalist.

More than 80 players were highlighted, including studs such as LSU's Leonard Fournette and Saquon Barkley of Penn State. Also included were those with major potential, such as Illinois' Ke'Shawn Vaughn and Notre Dame's Josh Adams.

Not included was the man who finished second to Ezekiel Elliott last year on the Big Ten rushing list, a player who amassed 2,605 yards in his first two seasons.

"Figures, right?" he said.

Justin Jackson doesn't have a complex about it. Based on a Google search, he's not even the most famous Justin Jackson in college sports. (That would be the 6-8 forward from North Carolina.)

It was just emblematic of playing for Northwestern, which went 10-3 last season and made few, if any, preseason top-25 lists.

"Happens all the time," he said. "No one expects us to do what we do. No one expected us to beat Stanford last year. People don't respect us, so we have to go earn that. And we're willing to do it."

It turned out that Jackson's exclusion was a simple error, not a snubbing. He was added to an updated list.

But still ...

"We need to do a better job of helping him become a household name," coach Pat Fitzgerald said. "You can't fault the media. Think about the junior and senior running backs in this league the last few years; it has been phenomenal. If Justin continues to earn it on the field, those positive things will be there."

Jackson did make second-team All-Big Ten last season, joining Barkley behind Elliott, the No. 4 overall pick in the NFL draft, and Indiana's Jordan Howard, whom the Bears grabbed in the fifth round.

You get the sense, though, that Jackson cares little about acclaim.

He's much more determined to expand his game to help redshirt sophomore quarterback Clayton Thorson, who passed for 200 yards only once last season.

"Be there (for him)," Jackson said of his plan. "Be a viable option, not only at running the ball but on check-downs, pass protection. Make sure I'm blocking that sixth guy — that safety, linebacker or corner who is blitzing."

Jackson's favorite NFL backs are Adrian Peterson ("he goes so

strong, so fast") and LeSean McCoy ("he has the moves; he has the juice").

He is striving to be an all-around back who can boost his receiving numbers — 21 catches for 162 yards last season.

"I did more JUGS work than ever," he said of his summer. "I've always been pretty good at catching the ball. It really comes down to reps, muscle memory. I'm trying to evolve my game so if they need me in that spot, I'm ready."

Jackson has been so reliable that teammates call him "BB&J." Defensive backs coach Jerry Brown coined it.

It combines the ol' reliable PB&J with the sentiment that Jackson is the team's bread and butter.

"It's cool," Jackson said. "I like knowing they rely on me to make a play, heavily at times."

Jackson's 312 rushes last season put him in elite company, behind Alabama's Derrick Henry (395) and Stanford's Christian McCaffrey (337).

"I love the workload," he said. "At 15 to 20 carries, I'm in the rhythm and able to succeed in the late parts of games."

A good sentiment, but Jackson's teammates are protective of him. Watch list or not, they know he's one of the game's best tailbacks and want to keep him whole.

"He gives so much of himself day in and day out," cornerback Matthew Harris said. "I want to make sure there's no pressure on him."

WILDCATS CLIP REPORT

Barfknecht: Northwestern workhorse Justin Jackson uses his wits, too

Column by Lee Barfknecht / World-Herald staff writer / Aug. 1, 2016

Northwestern tailback Justin Jackson's final carry of the 2015 football season was a 4-yard run in the third quarter of an Outback Bowl loss to Tennessee.

That was on New Year's Day.

Now, guess how long it took for the general soreness of football to leave his body.

"Late March or April," Jackson said.

That's no exaggeration, considering the number of collisions he had while carrying the ball 312 times, an average of 24 per game. That was third nationally, trailing only the Nos. 1 and 2 finishers in the Heisman Trophy voting — Alabama's Derrick Henry (395, 26.3) and Stanford's Christian McCaffrey (337, 24.1).

Jackson, at 5-foot-11 and 190 pounds, isn't tiny. But he has neither Henry's size (6-3, 242 pounds) nor McCaffrey's size/speed combo (6-1, 201, 4.45-second 40-yard dash) to naturally assume such a workload.

One thing in his favor is a knack for avoiding monster hits.

"That's what I hang my hat on," Jackson said. "It's a way to protect myself. Every single carry is important, but sometimes you have to take a loss. If you are getting stood up by two guys, you want to fight for every yard, but you can't take that punishment every time."

The other plus is a burning desire to carry the ball again and again.

"I love the workload," he said. "I think any back wants the ball as much as possible. After 15 or 20 carries, I get in that really good rhythm. That's why I'm able to succeed a lot later in games."

Jackson, from the western suburbs of Chicago, drew high interest in recruiting, with offers from Iowa, Vanderbilt, Indiana, Minnesota, Arizona State, Syracuse, Mississippi State, Cal and Kentucky.

One suitor — Nebraska, under the previous regime — wanted him to change positions.

"I paid my own way to Lincoln for an unofficial visit," Jackson said. "They wanted me at cornerback. I wanted to play running back. We just mutually agreed to go different ways. It was a good exchange. There are no hard feelings."

It was while driving to Iowa for a visit that Jackson blurted out to his father that he wanted to commit to Northwestern.

As a true freshman, he started fall camp fifth on the Wildcats' depth chart. But after senior starter Venric Mark was suspended

and transferred a week before the season, and two other backs suffered early injuries, Jackson got in the lineup quickly.

He rarely left.

Jackson ran 245 times for 1,187 yards and 10 touchdowns, earning honorable mention All-Big Ten. Last season, he moved up to second-team All-Big Ten with his 1,418 yards and five touchdowns, including 139 yards against Wisconsin's No. 2-ranked defense and 186 against Penn State's No. 14 defense.

"I feel better going into this season than last season," he said. "I feel I'm more knowledgeable in ways to take care of my body."

Jackson also has studied his craft in another way.

"This year, I want to break some longer runs so maybe I won't need quite as many carries," he said. "You'd be surprised how little a thing can be the difference between a 10-yard run and a 60-yard run."

"I've added a few things to my repertoire to hit some home runs. But I'm still that durable back you can count on in the first quarter or fourth quarter, first game or 12th game."

Jackson has run the past two seasons in the shadows of Big Ten backs such as Wisconsin's Melvin Gordon, Nebraska's Ameer Abdullah, Ohio State's Ezekiel Elliott, Indiana's Tevin Coleman and Michigan State's Jeremy Langford.

Now, Wildcats coach Pat Fitzgerald said, it's time for the nation to learn about Jackson.

"We need to do a better job of helping him become a household name," Fitzgerald said. "You can't fault the media. Think about the junior and senior running backs in this league the past few years."

Another strong season from the team also would help Jackson.

Northwestern finished 10-3 and returns several key players (Jackson, quarterback Clayton Thorson and middle linebacker Anthony Walker). But most polls have the Wildcats picked fourth or fifth in the West Division, with pundits citing blowout losses to Michigan (38-0), Iowa (40-10) and Tennessee (45-6).

"We want to prove we were better than last year," Jackson said. "We had some huge games we didn't show up in. A lot of people look at us not negatively, but not as positively as they should."



CFB Rank Big Ten player spotlight: Northwestern's Anthony Walker, Jr.

Josh Moyer / ESPN Staff Writer / Aug. 3, 2016

ESPN is unveiling its ranking of the top 100 players in college football this week, and there are no shortage of Big Ten players on the list. In total, 15 players from the league made the cut. On the Big Ten blog this week, we're highlighting each of those 15.

Up next: Northwestern linebacker Anthony Walker, who is No. 52 overall

He's already got his own comic book and lunchbox. Now all Walker needs is some hardware to complement his superhero marketing campaign.

Winning an end-of-the-year award is certainly no stretch. Walker is on every conceivable preseason watch list, and Northwestern coach Pat Fitzgerald – a two-time Bednarik and Nagurski Award winner – said in the spring, "I think he's got the opportunity to be the best we've ever had here."

The junior addressed expectations and his marketing campaign during his time representing the Wildcats in Chicago for Big Ten media days. Here are a few excerpts:

Q: How do you deal with "The Franchise" nickname and all these marketing videos?

"You take it as it comes. It's a blessing; it doesn't happen every day. Being a small kid from Miami, Florida, I was never the guy who was hyped up or talked about. Those guys earned who did get that, so I wanted to earn it as well. And I think I've done that. I've had a lot of help ..."

Q: What's been the most fun part about the marketing campaign?

"Everything. Every moment of it has been fun. The [Northwestern] media guys do a great job of keeping me in the loop of everything. And they asked me if I originally wanted to do it and I was like, 'Go ahead.' It's all fun and games. And, me being there throughout it all, I think the best part was probably stopping the car. That was all the media guys; I just do what they say."

Q: I thought you resisted it early on.

"I did, I did. Of course, you don't want to be seen as arrogant with it or anything like that. But you embrace it as it goes along because your teammates are just trying to embrace you and give you the praise that you're doing pretty well. So I just decided to go ahead and embrace it, and it's been fun."

Q: Last year there was no hype. This year, there is hype. So how are you blocking that out and improving upon last year?

"Like you said, there was no hype last year. So we didn't have any target on our shoulders. We just went out and did it. And this year, people are expecting us to be great – or at least be somewhat of what we were last year. But as we came into the offseason, we took those 10 wins and put them aside and said, 'OK, the three losses, we were dominated. The two games in the Big Ten we lost by a score of 78-10.' Seventy-eight points will get you beat every time, no matter who you're playing against. So we have to be able to go out and play our game week in and week out. Defensively, we want to be the best team in the nation. People may laugh at it because it's coming from Northwestern but, if you don't have that swag, then nobody's trying to believe in you. We believe in ourselves."

WILDCATS CLIP REPORT

Northwestern gets up off the canvas, beats Duke 24-13 for first win

Teddy Greenstein / Chicago Tribune / Sept. 17, 2016

Wouldn't it be strange if the turning point of Northwestern's season came when an opposing punter dropped a perfectly good snap?

That's what flipped Saturday night's game, helping Northwestern to a 24-13 victory over Duke on a gorgeous night in Evanston.

Could the victory mark a second life for the 1-2 Wildcats? That seems doubtful, given their continued offensive woes.

But thanks to a killer defense and the ability to capitalize on the slippery fingers of Duke punter Austin Parker, Northwestern finally did get a victory following home losses to a team from the Mid-American Conference and one from a basketball league, the Missouri Valley.

"You can't feel sorry for yourself," coach Pat Fitzgerald said. "You'd love to have those games back, but you are your record — and you have to work to get better."

The game could not have started any better for the Wildcats. They marched 75 yards on 10 plays, powering forward with the lone exception of receiver Cameron Green's hold.

Six rushes produced 48 yards, with Justin Jackson's 21-yard effort the highlight. Superback Garrett Dickerson got open on a slant pattern, and Clayton Thorson rifled one to him. The 26-yard touchdown was the first of Dickerson's career.

"It was just as we'd practiced it," Dickerson said. "Worked out perfectly."

Added Thorson: "He widened (his defender) and took him right up the seam."

On top of that, the offensive line performed flawlessly in that first drive. And then Northwestern's defense got a three-and-out.

But if you thought this victory would be easy, you don't know the Wildcats.

Their remaining first-half drives ended like this: punt, punt, punt, interception, missed field goal.

The usual culprits were there: receivers not getting open; the line not clearing enough holes for Jackson, who finished with 94 yards on 28 carries; and Thorson, sacked five times, not recognizing corner blitzes and/or coaches not adequately preparing him for them.

Things looked even bleaker in the third quarter as Northwestern's first three plays went for minus-9 yards. Its second drive ended when Andrew Scanlan slipped coming out of a break, resulting in an interception.

But then two things went Northwestern's way: Linebacker Anthony "The Franchise" Walker finally made his presence felt, stripping Duke quarterback Daniel Jones to kill a Blue Devils drive. Fitzgerald said Walker is "finally getting back into game shape" after missing two weeks of training camp.

And then Parker, the punter, dropped a snap for a loss of 9 yards. Northwestern took a 14-7 lead on the next play as Thorson fired a perfect strike to Solomon Vault, who got open thanks to excellent footwork on a post route.

Thorson was hammered by lineman James Hornbuckle just as he released the spiral, making the 44-yard touchdown strike all the more satisfying. He completed just 18 of 39 throws but passed for 320 yards.

"He saw just about every pressure he'll see in his career," Fitzgerald said. "We have to do a better job helping him. We had some route-running that we have to get cleaned up."

"He hung in there pretty well with the amount of heat that we got."

Northwestern's defense was terrific, allowing just seven points until 51 seconds remained in the game. One of the highlights was safety Godwin Igwebuike cutting in front of tight end Daniel Helm for an interception.

Harassment charges: Northwestern quarterback Clayton Thorson wears purple on Saturdays, but his body must have purple bruises every day. Thorson got beat up again Saturday night, hit seemingly every other time he dropped back to pass. But Thorson did not miss a play, and last week he came out only to replace a contact lens. Good thing he's a sturdy 6-foot-4 and 220 pounds.

Try, try and try again: Jack Mitchell was a hero in NU's 43-40 stunner at Notre Dame, forcing overtime with a 45-yarder and ending the game by nailing one from 41. But that was 2014. And since that game, he has been mediocre. Mitchell missed from 33 yards against Illinois State, and he had a brutal time just before halftime Saturday. He came up short from 49 yards but got another chance from 34 after a roughing call. He missed that left. Mitchell dropped to 20 of 32 since the game in South Bend but did redeem himself in the third quarter, striking a 40-yarder for a 17-7 lead.

Heady player: Austin Carr nearly got decapitated going across the middle in the fourth quarter. Duke's Deondre Singleton leveled him in the shoulder/helmet area, prompting a targeting call and ejection. Remarkably, Carr (six catches for 135 yards) bounced right up and remained in the game.



Barfknecht: Northwestern's Anthony Walker performing like a 'Franchise' player

Lee Barfknecht / World-Herald / Sept. 20, 2016

What started out as a nickname to gig a teammate turned into a football marketing campaign at Northwestern.

The Wildcats razed middle linebacker Anthony Walker, who led the Big Ten in tackles for loss last season with 20.5, by calling him "The Franchise." The fourth-year junior from Miami took a dim view of that moniker at first.

"You don't want to be seen as arrogant," Walker said. "But you eventually embrace it because your teammates are giving you that praise."

You also embrace it because if guys see a nickname bothers you, they will mercilessly taunt you with it.

"We're all having fun with it," tailback Justin Jackson said. "He has accepted it and ran with it."

Can "The Franchise" tackle Jackson?

"Of course, he's a superhero," Jackson said, smiling. "In the beginning, he hated being called 'The Franchise.' He's a really humble guy, and this kind of put him on a pedestal. But he deserves it."

To help spread the word this summer about Walker — a first-team All-Big Ten pick as a sophomore — Northwestern put together a mock superhero marketing kit, complete with a lunchbox, T-shirt and comic book.

"You have to be able to live up to it," Walker said. "I have guys around who can help me do that."

Any marketing sizzle about Northwestern has cooled in the wake of the Wildcats' 1-2 start ahead of Saturday's game with No. 20 Nebraska (3-0).

Home losses to Western Michigan by one point and FCS Illinois State by two points led to fan panic. Coach Pat Fitzgerald wasn't wild about the start himself, essentially throwing open all jobs in the offensive and defensive lines.

The defense has had trouble getting off the field, with the opponents holding a seven-minute-a-game edge in time of possession. Meanwhile, the offense has "left too many runners on base," as Fitzgerald said, by not finishing drives that get into opposition territory.

The Wildcats got reorganized last week with a 24-13 victory over Duke. A big assist goes to Walker.

With the score tied 7-7 at half, Duke took the third-quarter kickoff and drove to the Northwestern 17. But on a quarterback keeper,

Walker punched the ball loose and recovered it. Northwestern scored the next 17 points, and the defense didn't allow another score until the final 90 seconds when the backups played.

"Frankly, it was one of those 'it's better to be lucky than good' plays," Fitzgerald said Tuesday. "He missed the tackle, and punched out the ball. He's lucky he did."

"This week, if he does that against Tommy Armstrong, the Nebraska fight song is going to be playing."

Through three games, Walker, at 6-foot-1 and 245 pounds, has 19 tackles, including 2.5 for loss and one sack. But it wasn't until last week that he looked like himself. Fitzgerald revealed that Walker suffered an undisclosed injury in fall camp.

"It was the first Wednesday practice and he got twisted up," Fitzgerald said. "He missed about two weeks of camp. Missing two weeks of camp is tough. But I definitely think he's getting himself back into better game shape."

That's unwelcome news for Nebraska. One of Walker's best games last year was in the Wildcats' 30-28 victory in Lincoln. He had 13 tackles, including one for loss.

Last year's victory against Nebraska started a five-game Northwestern winning streak. Is another one imminent? Fitzgerald sounds unsure.

"We're far from where we need to be," he said, citing incomplete preparation. "I'll say it until I retire — you have to prepare, and part of that is mental."

"Right now, I don't think we have enough guys who trust in themselves. We don't have enough guys who just cut it loose. They get in their own heads."

That had better stop by Saturday, said "The Franchise."

"It's Big Ten play," Walker said. "We came here to play big-time football. It starts right now."

WILDCATS CLIP REPORT

Northwestern upset of Iowa gives doubting Thomases reason to believe

Teddy Greenstein / Chicago Tribune / Oct. 1, 2016

Will Northwestern fans remember this one as the Austin Carr game? The Ifeadi Odenigbo game? The game that made Wildcats football watchable again?

Yes, yes and yes.

The Wildcats awoke from a season-long funk and stunned Iowa as a two-touchdown underdog. They scored early and often in a 38-31 victory that had many wondering: Where was this offense in the first four games?

Carr had three touchdown catches Saturday, not bad for a fifth-year senior who walked on and began the season with two career scores.

Odenigbo, who entered the program as a top-100 recruit, has been invisible on far too many Saturdays. But he was a demon against the Hawkeyes, sacking C.J. Beathard four times.

"Ifeadi is like a handful of our older players who were not very pleased with how they played in that first month," Northwestern coach Pat Fitzgerald said. "You get that fork in the road: You can feel sorry for yourself or you can do something about."

His contributions actually began Friday night at chapel, which is non-denominational and optional for Northwestern players. The 40 to 45 players who attended at the team hotel heard Odenigbo read from John 20:24-29 in the New Testament. It's the story of Thomas, a.k.a. Doubting Thomas.

"I don't like (public) speaking," Odenigbo said. "It's one of my pet peeves. So I was doubting myself: Will I say something that touches people?"

Odenigbo applied that to football. The Wildcats needed to stop doubting the game plan, or themselves, or whatever else had contributed to their ugly 1-3 start.

Carr said Odenigbo's message "inspired a lot of the guys."

Including Odenigbo, who said he woke up Saturday in a bit of a rage.

"We're 1-3, we're not in a good place and I'm pissed off," he said.

"We're in Iowa City. We've lost three straight games (to Iowa). We're not leaving without a win."

Northwestern typically swoons in October, but on the first play Oct. 1, the Wildcats drove tailback Akrum Wadley back two yards. They sacked Beathard on third down, and Flynn Nagel returned a punt to the Iowa 5, leading to a quick score.

Game on.

Northwestern's offense produced every which way, as Justin Jackson rushed for 171 yards on 26 carries and Clayton Thorson connected with 10 receivers. His favorite target was Carr, who scored touchdowns on half of his six receptions.

Two were spectacular: After admittedly running the wrong route, Carr worked free toward the side of the end zone and got a foot down after Thorson bought time with a scramble. Northwestern's final touchdown came after Carr caught a pass and bounced off 210-pound safety Brandon Snyder.

"(Carr) is really the key to our offense right now," said Jackson, who actually is the key to Northwestern's offense.

Iowa (3-2, 1-1 Big Ten) trailed by seven and got the ball back with just more than two minutes left. The Hawkeyes drove to midfield but when Beathard rolled to his right and fired, Trae Williams made a sliding interception to cement the victory ... and perhaps save Northwestern's season.

At 1-1 in Big Ten play, their goals are still in reach.

That seemed barely plausible for a team that entered Saturday with the worst scoring offense in the Big Ten — and 125th of 128 FBS teams.

"What was the message to staff, to the team?" Fitzgerald asked. "I'm going to keep grinding you. What we do works when we do it the way we are capable of doing it. It works. It works. We have won a lot of football games by doing it the right way. When we do it the wrong way, we've lost our fair share, too. It's a simple choice."



After rough start, Northwestern eager to prove Iowa win was no fluke

Josh Moyer / ESPN Staff Writer / Oct. 5, 2016

Over the summer at Big Ten media days, when Northwestern running back Justin Jackson donned a charcoal-colored suit and smiled in front of reporters, this wasn't the season he envisioned.

A 2-3 start wasn't broached, wasn't even thought about. Back-to-back losses to Western Michigan and FCS school Illinois State remained an unlikely nightmare at that point.

"But," Jackson said Tuesday night, "just because that happened, we weren't going to let the rest of the season go by the wayside. It took us a little while to get going, but we feel like we're hitting our stride."

Saturday's upset win over two-touchdown favorite Iowa -- Northwestern's first win over the Hawkeyes since 2012 -- proved Jackson's point and potentially saved the Wildcats' season. Even Northwestern's star back didn't try to pretend otherwise: "Yeah, I mean, with having two losses in the Big Ten, it's pretty tough to get where you want to be."

Jackson said this team entered Iowa City with the mindset that its back was up against the wall, that it was "angry and pissed" and needed to do whatever necessary to win. That sense of urgency carried over in practice, where players said they went at it harder last week than in the past month. It showed on the field.

Against Western Michigan, quarterback Clayton Thorson made a series of bad decisions and fumbled at the goal line. Against Iowa, he beat the blitz, tossed three touchdowns "and probably had the best game of his career," according to coach Pat Fitzgerald. Against Illinois State, four Northwestern drives stalled after holding penalties. On Saturday, the Wildcats combined for just a single 5-yard flag.

"We feel like we're much better than we've shown at times in those first four games," Thorson said. "Saturday was a step for us in the right direction."

Added linebacker Anthony Walker: "Don't get me wrong, we played some great opponents -- but a lot of those games, we beat ourselves. The proof is on the film. We actually beat ourselves."

In the first four games, Northwestern's offensive line surrendered 31 tackles for loss. Against Iowa, that number dropped to just two. In the three losses, Northwestern allowed its opponents to go 6-for-6 on fourth downs -- compared to 1-for-3 in the two wins.

Signs of improvement are plentiful in Evanston, but there are still plenty of question marks. Special teams remain an issue -- the Wildcats allowed five returns of at least 32 yards Saturday -- and it's possible the Hawkeyes aren't the West contenders many thought in the preseason.

But Northwestern has built a reputation on overcoming the odds and proving doubters wrong. Thorson was quick to point that, during his career, no one gave his team a shot against Wisconsin, Notre Dame or Stanford. And last season, half of the Wildcats' 10 wins came against the Vegas favorite.

"Losing to a very good Western Michigan team and Illinois State, we're not going to be favored in a lot of games and people aren't going to pick us to win," Thorson said. "And that's all right. We kind of like that. It's fun being the underdog; it's fun beating teams that people think you shouldn't but you know you can."

This isn't the kind of season that Thorson or Jackson -- or anyone -- imagined for the Wildcats. But after Saturday's win against Iowa, Jackson said this team still has reason to believe, that their disappointment has been replaced with anger and resolve.

This may not be the start Jackson hoped for back on Big Ten media days, when he laughed and talked about conference titles and better bowl games. But Northwestern still has a shot at the ending he envisioned, Jackson said, and he's not giving up on that just yet.

"If anything, we're only one game out -- and that's how we're looking at it," Jackson said, referring to Northwestern's 1-1 conference record. "If we pile up those wins, we can still be where we want at the end of the season. We're not dwelling on the past."

WILDCATS CLIP REPORT

Northwestern WR Austin Carr a talented performer on and off the field

Jesse Temple / ESPN Staff Writer / Oct. 7, 2016

Nerves aren't tiptoeing the end zone sideline for the game-tying touchdown catch in a critical early season Big Ten game. You want nerves? Try auditioning for the spring high school musical as a freshman by singing Frank Sinatra's "Luck Be A Lady." Or prepping for the California state finals of Poetry Out Loud, a national poetry recitation contest. Or sitting on stage with nothing but a chair and a Casio keyboard, performing renditions of Kings of Leon's "Use Somebody" and John Legend's "Ordinary People" in a college student-athlete talent show.

Meet Northwestern fifth-year senior wide receiver Austin Carr. Philosophy major. Academic All-Big Ten student. Musician. Singer. Actor. And, oh by the way, the Big Ten's leader in receptions, touchdown catches and yards this season.

Yes, Carr just might be the most interesting man in Big Ten football. And his on-field accomplishments don't come anywhere close to telling the full story for someone used to performing on a big stage.

"He's a guy that, he could be the President of the United States if he wants to," Northwestern coach Pat Fitzgerald said. "He's got just an unbelievable skill set. He's got acting skills, he's got singing skills, he can play the piano. He's a really, really talented young man. It's just an honor and a joy to coach a young person like him."

First, the football part. Carr may not be a household name yet among fans, but the numbers he has produced this season have been exceptional. He ranks first in the conference in touchdown catches (six), receptions (32) and receiving yards per game (93.0) despite the fact he had just 23 career catches before this season. During Northwestern's 38-31 victory against Iowa on Saturday, Carr caught six passes for 73 yards with three touchdowns in a game that could change the Wildcats' fortunes this season. Northwestern improved to 2-3 overall and 1-1 in a seemingly wide-open Big Ten West.

"I did not expect this," Carr said. "I expected to be productive this year. But, man, I just look across the Big Ten West

and Big Ten East and see all the talent. It's an honor to be where I'm at right now. Everybody notices now, but there was no shortcut to have the kind of production that I and our offense has had."

That Carr is in this position is even more amazing considering coaches never actually recruited him. Instead, it was Carr who initiated contact after he was admitted to Northwestern for his academics. Once his high school coach sent the Wildcats' staff some game tape, they decided he could be a good fit -- if he were willing to walk on to the team.

Carr, a Benicia, California, native, considered walk-on options at San Diego State and TCU. Sacramento State offered him a preferred walk-on role, and smaller schools such as the Coast Guard Academy, Willamette University and Cal Lutheran expressed interest. But he wanted to truly challenge himself academically and athletically, and thought playing Big Ten football would allow him such an opportunity.

Fitzgerald called him "a self-made player," whose diligence in the weight room and on the field had allowed him to rise up the depth chart. Carr didn't play at all his first two years in the program because of injuries but eventually earned a scholarship before the 2015 season.

Carr has excelled, he said, in part because he understands the work ethic required to be a top-level performer in other fields. In high school, he participated in four musicals and two plays. He won his school's Best Lead Actor award for his role as Beast in "Beauty and the Beast." He became a member of Benicia's varsity improv team for two years and was the school and county champion for poetry recitation. And he has performed every year in Northwestern's student-athlete talent show, winning first place as a freshman in 2013 for his Kings of Leon/John Legend medley.

"Success is, I think, directly related to the confidence you have in your preparation," Carr said. "That applies to both. There are people expecting a good performance,

people expecting greatness, people expecting to be entertained. In one way or another, both performing on stage and playing a football game is entertainment. High-quality entertainment comes from high-quality skill and high-quality preparation.

"College is an opportunity I've had to really invest in the athletic side of things. And maybe after football, I'll focus more on music."

Carr's talents in the arts as a composer, singer and pianist run deep. His mother was a concert pianist in college, while his father played drums growing up. Carr's affinity for music began, he said, in the fifth grade when he started playing songs on a 1917 ivory key baby grand piano passed down from his great grandmother.

"He's first-team all-bowl game," Fitzgerald said. "When you have the competitions at bowl games, he kills it."

Carr remembers seeing the "Lion King" musical in downtown San Francisco with his mother and thinking about how much fun it would be to perform on stage. He sang in the church choir and began taking drama classes in middle school. By high school, he was ready to further pursue his passion as an actor and singer. He first took the plunge when he sang that Sinatra song from "Guys and Dolls" as part of an audition for the musical "Once Upon a Mattress."

"They took a chance on the freshman that they'd never seen before," Carr said. "I fell in love with the theater atmosphere. I fell in love with singing on stage and putting on a performance."

Through five weeks this football season, no Big Ten receiver has performed better. That's music to Northwestern's ears.



Northwestern offense continues turnaround in 54-40 win at Michigan State

Teddy Greeinstein / Chicago Tribune / Oct. 15, 2016

EAST LANSING, Mich. — When coach Pat Fitzgerald declared after Northwestern's Sept. 24 loss to Nebraska, "we can't do the things that losers do," and pledged to "fix" the problem, few believed he could.

At that point Northwestern was 1-3 with a home loss to Illinois State and an offense that put fans to sleep faster than an Ambien.

The Wildcats have not lost since that night. And perhaps even more surprising, they are playing wildly entertaining football.

They erupted for a 54-40 victory Saturday at Michigan State, their highest output since beating Indiana 59-38 in 2011.

And to think, the over-under for this game (i.e. expected point total) was 42.

Northwestern is now 3-3 and 2-1 in the Big Ten. September seems long ago.

Fitzgerald made a half-serious plea to reporters to stop asking about the beginning of the season.

"We weren't very good," he said. "I have zero answers other than that we didn't coach well enough and didn't play well enough, but we have stayed the course and kept grinding. Good things usually happen when you respond."

Perhaps this performance at Spartan Stadium will turn out to be a microcosm for the season.

Northwestern trailed 14-0 midway through the first quarter after Clayton Thorson made a bad decision, firing across the field on third-and-6. His pass was a gift to cornerback Justin Layne, who returned it for a touchdown.

"It was my fault; everyone realized it," Thorson said.

But from that moment on, Thorson was spectacular. He finished 27 of 35 for 281 yards, three scores and the lone interception. He also rushed for a 9-yard touchdown, opting not to pitch before charging up the middle.

"We're usually yelling, 'No, no,' when he cuts it back," joked tailback Justin Jackson, who scored on touchdowns of 29 and 26 yards.

Thorson closed out the game in style, hitting Austin Carr with a perfect fourth-down pass on a corner route that made it 54-37 with about five minutes to play. Michigan State fans began exiting en masse, something the NU players noticed.

"The silence was deafening," Thorson said. "It felt good."

Said defensive end Ifeadi Odenigbo: "When A.C. scored, everyone started packing. We said, 'Yes, this is a victory.'"

Odenigbo pointed out that NU's last two road games fell on homecoming, often a sign of low respect for the opponent.

"We got a taste of that at Iowa," he said. "We talked about it: This is our homecoming here."

Their actual homecoming will be Saturday, when Indiana visits Ryan Field.

Northwestern, which entered the game 107th nationally in total offense, had season highs with 490 yards and 26 first downs. The offense was balanced (281 passing, 209 rushing), did not commit a single holding penalty and went 10-for-19 on third down.

Angry fans were ready to escort offensive coordinator Mick McCall out of Evanston after the first four weeks, but the Wildcats have completely flipped the script.

Michigan State, meanwhile, remains in free fall. Since clubbing Notre Dame to start 2-0, the Spartans have lost four straight, three at home. The 54 points were the most they've ever allowed in a home game.

Asked about his team's poor tackling, Michigan State coach Mark Dantonio replied: "I'm not going to sit up here and point fingers at particular players. It's a team sport. And without watching the film, it's difficult to say who missed what."

And easy to say Northwestern is in the midst of a remarkable turnaround.

WILDCATS CLIP REPORT

Joe Gaziano brings fresh spark to Northwestern's defensive line

Ben Pope / Daily Northwestern / Oct. 20, 2016

In July, Joe Gaziano's father, Frank Gaziano, was sworn in as a judge on the Massachusetts Supreme Court.

But last Saturday, it was Joe who delivered justice, demolishing Michigan State quarterback Brian Lewerke for a safety in his first career sack.

"I used my hands well against the offensive tackle, and I was able to beat him," Gaziano said. "As soon as I got a step, I was just thinking to get to the quarterback as fast as possible ... and that speed that I used getting around the block just propelled me through him."

Highlight clips of the redshirt freshman's sack went semi-viral on the Internet, and the Big Ten received its first glimpse of the man expected to become Northwestern's next dominant defensive lineman. After the game, coach Pat Fitzgerald credited the play with turning the tide in the 54-40 win — the Cats were losing 17-14 prior to the safety.

Gaziano arrived in Evanston last fall as the defending Gatorade Player of the Year in Massachusetts and the second-highest ranked member of NU's 2015 recruiting class. He soon discovered, however, that he had a lot left to learn — and a host of great defensive ends, including future NFL players Dean Lowry and Deonte Gibson, from which to learn.

"They taught me a lot of what the base defense was, of what we're trying to do as defensive linemen at Northwestern," Gaziano said. "Dean played with a lot of tenacity and a relentless effort, and it was great to learn from and see him do that. ... Deonte also played with a lot of speed and power, and it was great to watch him and how he would translate that to the field."

Throughout his 2015 redshirt year, Lowry and Gibson, in addition to defensive line coach Marty Long, helped Gaziano adjust to the college game.

"A year ago, he played really, really high; he didn't use his hands as well," Long said. "Now he's punching and separating and getting off blocks and making plays."

This fall, the 6-foot-4, 265-pound lineman began seeing sporadic playing time, recording nine tackles through the first five games of the season.

But when junior starting defensive end Xavier Washington went down with an injury last week, Gaziano knew his role was about to increase dramatically — and he was prepared.

After studying the playbook "in and out" all week, Gaziano aced a written test on gap exchanges, blitz packages and other memorized material on Friday night, Long said.

"He did perfect on it, and I told him that he needed to go out and play that way," Long said. "And he did."

Playing primarily on third downs, Gaziano was 7-for-7 at the "point of attack" by the method the team uses, Fitzgerald said. In the box score, he recorded a career-high four tackles — including the game-changing sack — and alertly recovered a loose-ball fumble in the third quarter.

He was awarded the team's Defensive Player of the Week award for the performance.

"We needed a big play having (Washington) down last week, and Joe came through," senior defensive end C.J. Robbins said. "You could see by the first couple drives that we came out flat, and that (sack) really gave us the spark that we needed."

Washington is again not expected to play in Saturday's homecoming game against Indiana, but Long said Gaziano's performance in East Lansing earned the young lineman more playing time moving forward regardless of the rest of the team's injury report.

The key to that increased playing time could be his versatility: Despite playing mostly end so far, Gaziano can play all four positions on the defensive line.

"I have a good first step, and I'm quick off the ball, so I'm able to play end, and I'm able to chase down a running back or quarterback because I've got that speed," Gaziano said. "But also I have the ability to play low to the ground and take on blocks well and be stout on the inside."

The same high level of adaptability which made Gaziano a top recruit two years ago has now molded him into an important fill-in contributor for the defense during the second half of the season — and the likely heir to an every-week starting role once Robbins and senior Ifeadi Odenigbo graduate in spring.

"He'll play all four positions because he has the ability to do that," Long said. "He has the size, the range and he understands the complete package."



Why is Northwestern's offense humming? Its receivers are catching on Teddy Greeinstein / Chicago Tribune / Oct. 20, 2016

For much of last season, Northwestern quarterback Clayton Thorson was a liability.

Now he's an asset, made clear by his performances in victories at Iowa and Michigan State. In those two games, the redshirt sophomore completed 45 of 65 passes (69.2 percent) for 445 yards and six touchdowns with one interception. He also rushed for two touchdowns and took just two sacks.

Several things have helped him, starting with a line that is blocking better and not committing holding penalties to put the offense in third-and-long.

Another huge factor has been the sticky hands of Thorson's receivers.

Top wideouts Austin Carr and Flynn Nagel have been uber-reliable, according to Pro Football Focus data. Entering Saturday's homecoming game against Indiana, Carr has dropped just two passes while hauling in a Big Ten-best 43 catches for a drop rate of 4 percent. He also leads the conference with 595 receiving yards and eight touchdown catches.

Nagel's drop rate is even lower — 0. The sophomore from Lemont has snared all 16 catchable balls thrown his way. Neither Andrew Scanlan nor Macan Wilson has dropped a pass, either, in a combined 17 catchable balls.

The team drop rate of 4 percent is in stark contrast to last season, when NU receivers dropped 16 percent of Thorson's throws. They caught just 92 passes and mishandled 17. Christian Jones had a drop rate of 23 percent.

Coach Pat Fitzgerald said NU receivers went "all-in" during offseason workouts after being judged as the team's weak link. That work is paying off, hands down.

WILDCATS CLIP REPORT

Northwestern comes out firing vs. Indiana, holds on for third straight win

Mike Helfgot / Chicago Tribune / Oct. 22, 2016

The offensive transformation from cloud of dust to pick your poison went on for another 30 minutes, then abruptly stopped.

Consistent with the all-or-nothing nature of the Northwestern offense this season, the Wildcats did nothing after halftime — unless you count 37 yards as something.

The 371 they piled up in the first half still carried the day.

A week after a performance for the ages at Michigan State, Northwestern came out firing again, riding Clayton Thorson's three first-half touchdown passes to a 24-14 victory over Indiana before a homecoming crowd of 35,417 on Saturday at Ryan Field.

The Wildcats had scored 116 points in 10 quarters before being shut out in the second half. They'll take a three-game winning streak and Big Ten West title aspirations with them to Columbus, Ohio, next weekend for a meeting with No. 2 Ohio State.

Northwestern (4-3, 3-1) upset Iowa and Michigan State on the road before knocking off the Hoosiers (3-4, 1-3).

"In a way, we're not really satisfied with how this game ended," said Austin Carr, whose seven receptions for 125 yards and a touchdown extended his Big Ten lead in all three departments. "That's a good thing because we are going to go into next week even hungrier.

"We felt we left a lot out there ... a lot of drives sputtered, and this week we're going to have those memories of ... some of the things that should have been different. It was kind of a blessing in disguise because this coming week, we've got to be better."

Coach Pat Fitzgerald was more measured.

"A month ago 408 yards would have been an epiphany for our offense," he said, "so let's keep some things in perspective."

Indiana amassed 403 yards, but the Wildcats were happy with their defensive effort.

A week after calling his injury-riddled secondary "abysmal" in the 54-40 victory over Michigan State, Fitzgerald said his defensive leaders — linebacker Anthony Walker Jr. (11 tackles, two for a loss) and safety Godwin Igwebuike — played their best games of the season.

The Hoosiers scored only one touchdown and were 5 of 19 on third down. Safety Kyle Queiro and cornerback Montre Hartage intercepted Richard Lagow, who needed 59 passes for his 319 yards.

The Wildcats were without their top four cornerbacks entering the season for most of the game.

"I have to attribute our DBs' success to Godwin," Queiro said. "He had us all focused, all ready to play."

Fitzgerald said he was "furious" Thursday night when he found the door to the defensive backs' meeting room unlocked.

"I open the door and there's all the secondary guys in there watching tape," he said. "I was pleasantly surprised. ... I told them after the game, this goes back to the way we prepared."

Early on it looked like the Wildcats might treat the crowd to another 50-point explosion. Thorson (24 of 43, 285 yards) led them right down the field on their first two possessions, connecting with Solomon Vault on a 17-yard score and Carr from 34 yards out.

Macan Wilson followed with his first career touchdown on a 34-yard post route on the first play of the second quarter.

"We haven't put together three phases of 60-minute football," Fitzgerald said. "We're not going to stop coaching the heck out of these guys until we get that accomplished."

Catch of the day: Northwestern's Montre Hartage and Kyle Queiro will have to settle for a tie because both came up with spectacular interceptions. Beat in man coverage in the second quarter, Hartage made up ground when the ball was in the air and without turning his head raised his arm just in time to deflect the ball, which landed in his other arm. With NU clinging to a 24-12 lead midway through the fourth, Queiro leaped and reached behind his back to come down with a one-handed interception that essentially sealed the win.

Unsung hero: Marcus McShepard moved from cornerback to receiver in the offseason because the Wildcats needed help there. But with Austin Carr, Flynn Nagel and Solomon Vault emerging and a slew of injuries at cornerback, he moved back a few weeks ago and saw major time Saturday after Alonzo Mayo was injured in the first quarter. Indiana tested him all day, and McShepard held up well with two passes defended and seven tackles. "What an unselfish guy," coach Pat Fitzgerald said.

Just short: Justin Jackson came up 6 yards shy of his third straight 100-yard game on 28 carries. The Big Ten rushing leader coming in, he is 208 yards from his third straight 1,000-yard season.



Big Ten Leading Receiver. Gifted Musician. Northwestern Walk-on Austin Carr is Not Throwing Away His Shot

Lindsay Schnell / Campus Rush / Nov. 9, 2016

If football didn't work out, Austin Carr had a back-up plan. It involved costumes, make-up and sing-a-longs. It would have been set to a soundtrack.

Sounds strange, right? It makes sense if you understand the foundation: Carr, the Northwestern receiver who leads the Big Ten with 112.2 yards per game, was raised in a household that celebrates music, with a drummer father (Evan Carr's band, Bozaque, did shows with Ice-T) and piano-playing mother. He is what you might call well-rounded, excelling on the football field and on stage, where he starred in musical theater productions each of his four years at Benicia High in Northern California. His crowning achievement, he says, came his junior year, when he headlined Benicia's production of *Beauty and the Beast*, playing the Beast. "Please do not look up pictures from that," he begs, only half-kidding. He also had roles in *Once Upon a Mattress* (village ensemble person), *Into the Woods* (Cinderella's Prince) and *The Music Man* (barbershop quartet).

When it came time to choose between his two loves, he decided to invest fully in football, eager for an opportunity to contribute to one of the top college programs in the country. It did not mater that he had no Power 5 scholarship offers coming out of high school; Carr believed he could compete at the highest level. Much like the characters in *Hamilton*, the wildly popular musical that's sold out Broadway every night since its August 2015 debut and which Carr has recently become a fan of, he could relate to being young, scrappy and hungry. You could say ... he didn't want to throw away his shot.

"Lin-Manuel Miranda is a genius, obviously," Carr says, digressing into a completely different topic. His favorite musical, he says, is probably Miranda's first hit, *In the Heights*. Carr holds a special affinity for the classic *Hairspray*.

But back to football. At Benicia, Carr was an explosive, versatile weapon on offense, rushing for 1,481 yards, recording 844 receiving yards and accounting for 30 total touchdowns. He graduated as the all-time leading rusher and scorer in Panthers program history. But he received next to nothing, scholarship-wise. Sacramento State showed some interest, as did Division-III schools Cal Lutheran of Thousand Oaks, Calif., and Willamette University in Salem, Ore. (D-III schools do not offer athletic aid.) He applied to Northwestern on a whim, thinking, "Chicago would be a really dynamic place to be." He also considered San Diego State and TCU. Wherever he went, he knew he wanted to try football.

A spring visit to Northwestern's campus confirmed he wanted to move to the Midwest. He contacted Wildcats coach Pat Fitzgerald, who told Carr there was a spot for him on the roster and that maybe, possibly, he could contribute one day.

"It was basically a cold call, from him, asking about football and I

was like, 'Well, sure,'" says Fitzgerald, Northwestern's 11th-year head coach. "Then, his freshman year, I get the injury report from our trainer, and Austin has cut his finger with a butter knife. The trainer tells me he might need surgery because he's 'almost a concert pianist' and we're going to get an MRI because he needs to make sure there's no ligament damage. And I'm like, 'You have got to be kidding me.'"

Carr says his first few weeks of college football were the same as any other walk-on trying to adjust to a major jump in the size and speed of other players. "I'm looking around my class and seeing guys who got offered by Louisville, Ohio State, Michigan," Carr says, "And I'm thinking, 'There is so much talent here, this might be a process.'"

Carr, who measures 6'1" and 200 pounds, spent the first two seasons "just trying to get better," redshirting in 2012 and not seeing any game action as a redshirt freshman in 2013. After that season, when Northwestern finished 5-7, receivers coach Dennis Springer pulled Carr into his office for a reality check. "You're getting better," Springer told Carr. "But you need to fight to stay relevant. You need to give me a reason to put you on the field."

Carr decided it was time for an overhaul. He didn't think it was possible to commit to being better just at football; it would take discipline on and off the field to accomplish his goals. He says that manifested itself in a myriad of ways: studying every single day to up his GPA, not cutting corners in the weight room, being "the guy who was willing to put in extra work." He saw instant results. That winter he started to win one-on-one battles with defensive backs.

"When I started to catch passes it was like, 'Oh wait that was Austin getting open?'" Carr recalls. "Heads started to turn and people were saying 'Wow!'"

He played for the first time the following season, as a redshirt sophomore, taking advantage of injuries to appear in all 12 games and catch seven passes for 100 yards. His first reception came on Aug. 30, 2014, against Cal, a moment and game where he still remembers numerous details. After hauling in a three-yard catch, Carr ran back to the middle of the field thinking, "There are tens of thousands of people here watching me play football!"

"I'd never had that," he says now. "I was so excited I almost started to hyperventilate. Typical for a rookie."

Carr became integral last season, finishing with 302 receiving yards, second on the team. But he's exploded this year, leading the conference in receiving and totaling 1,010 yards and 10 touchdowns on 70 catches. (The Wildcats' next-best receiving option is Flynn Nagel, who has just 289 yards on the season.) Fitzgerald says that's both a testament to Carr's personal

Big Ten Leading Receiver. Gifted Musician. Northwestern Walk-on Austin Carr is Not Throwing Away His Shot

Lindsay Schnell / Campus Rush / Nov. 9, 2016

improvement—he notes Carr’s route-running ability and smooth hands that allow him to catch almost anything thrown his direction and turn it into a big play—and the development of Wildcats quarterback Clayton Thorson, who last season completed just 51% of his passes but is up to 57% this year and has more than doubled his passing yardage per game.

For his part, Carr is grateful he walked on at a place where “they really do give you an opportunity, for an extended period of time, to prove yourself.” Sometimes he’s still puzzled that he belongs, lined up across from four and five-star prospects, players who had so much recruiting mail they couldn’t keep track of it all.

“When I’m out there making plays and playing with them, the world gets to see that,” Carr says. “But my teammates always remind me, no one was saying anything about Austin Carr a year ago.”

He’s still not convinced people are talking about him. While Fitzgerald says Carr will have the chance to play on Sundays, Carr can’t even wrap his mind around playing professionally. “I mean, you’re not talking about me, right?” he says. “You’re talking about those guys who are twice as big as me, who will play in the NFL for 5–10 years, right?”

He pauses. “Of course I hope I get that opportunity but to be honest, those letters haven’t even registered in my vocabulary yet.”

Plus, he’s got other things to think about. While football has worked out so far—much better than he could have anticipated—Carr still finds time for music. He won Northwestern’s student-athlete talent show his freshman year, when he played the piano and sang a medley of “Use Somebody” by Kings of Leon and “Ordinary People” by John Legend. He took third his sophomore year as part of a band and had a “recorder face-off” with Northwestern’s defensive tackle Max Chapman his junior year. Last year he sang again, this time an original song he’d written (in his oodles of free time) called “Broken In.”

“I love performance and music, and being in that show is a taste of that,” Carr says. “It fills that creative desire and allows me to stretch that muscle. It’s kinda my opportunity to shine off the field.”

Music’s a suitable backup plan, for sure. For now, though, Carr is busy shining on the field.



Northwestern takes step toward bowl with 45-17 pounding of Purdue

Teddy Greeinstein / Chicago Tribune / Nov. 12

Yes, Northwestern fans, feel free to utter the b-word.

Scan those bowl projections. Study the locations. Thirsting to visit wine country? Think Foster Farms. Prefer to protest near Trump Tower? Cross your fingers for the Pinstripe Bowl.

"Getting to the postseason," Northwestern coach Pat Fitzgerald said, "is a great motivator."

Now, a warning: Northwestern still is not bowl eligible. And its 45-17 demolition of Purdue needs to be viewed in this context — it came against Purdue, which is pitiful.

But the Wildcats (5-5, 4-3 Big Ten), with remaining games at Minnesota and against Illinois, are primed to play a 13th game. And if they can finish 7-5, they're sure to play somewhere desirable.

"We view these last three games as a three-game playoff," receiver Austin Carr said. "One down, two to go. We want to win out, get a quality bowl game."

For a team that started 0-2 with a home loss to Illinois State, that would be a nice accomplishment.

Now back to Saturday's game, which was played before an official crowd of 30,548 at roughly two-thirds empty Ross-Ade Stadium on a cloudless 52-degree day.

Northwestern actually trailed 10-0 early, Northwestern quarterback Clayton Thorson made just enough questionable decisions in the first half to keep Purdue close even though Fitzgerald took the blame for a red-zone interception in which Thorson tried to hit a well-covered Carr.

"That was on us," Fitzgerald said. "We shouldn't have called that play."

Perhaps Purdue (3-7, 1-6) has been drinking spiked Gatorade in the locker room. The Boilermakers were outscored 83-10 in the second half of their previous three games, and Saturday brought more of the same — a 31-7 Northwestern advantage.

With a 14-10 lead, the Wildcats pounded away in their first drive after the break. They rushed five times for 69 yards, ending with Justin Jackson's nifty 14-yard run.

He finished with 127 yards on 22 carries, and redshirt freshman backup John Moten IV went for 119 yards on 16 carries. It marked Northwestern's first game with two 100-yard rushers since Treyvon Green and Kain Colter did it against Western Michigan in 2013.

Thorson was happy to see Moten contribute, saying: "Justin is

one of best backs in the country, but we can't have him taking 85 snaps a game."

Four plays after Jackson's touchdown, Purdue's David Blough threw one of his three interceptions.

He fired a ball right to linebacker Anthony Walker, who said: "Good things happen when you're in position."

On Northwestern's next play, Thorson found superback Garrett Dickerson streaking down the seam, wide open for a 42-yard score.

"Mick called a really good game," Fitzgerald said of offensive coordinator Mick McCall, who certainly deserves credit for helping to pull this offense out of the gutter.

Make no mistake: West Lafayette is where you come to get fat, and we're not talking about pork tenderloin sandwiches.

The Boilermakers entered Saturday last in the Big Ten in scoring defense (37.7 per game), total defense (451.6 yards per game) and rush defense (5.7 yards per carry).

The Wildcats took full advantage, gaining a season-high 605 yards. (Previous high: 490, at Michigan State).

Thorson played a tidy second half to finish 23 of 36 for 352 yards, three touchdowns and two interceptions. Carr caught two touchdown passes, giving him 12. That ties D'Wayne Bates single-season school standard set in 1996.

"Pretty rare air," Fitzgerald said.

Said Carr: "I would love to meet him sometime, shake his hand. He was a stud here."

Austin Carr Named Burlsworth Trophy Finalist

NUSports.com / Nov. 15, 2016

EVANSTON, Ill. — Northwestern senior wide receiver Austin Carr has been named one of three finalists for the 2016 Burlsworth Trophy awarded to the nation's most outstanding player who began his career as a walk-on.

Carr, Oklahoma quarterback Baker Mayfield and Washington State quarterback Luke Falk were chosen from 52 nominees that were narrowed down to 10 semifinalists last week.

The winner will be announced at a ceremony on Dec. 5 in Springdale, Arkansas, and is presented by the Springdale Rotary Club.

Carr has been among the nation's best receivers this season, ranking sixth in the country with a Northwestern single-season record 12 touchdowns. He ranks ninth nationally with 1,102 receiving yards and 7.5 receptions per game. He has caught a touchdown in eight of 10 games, including a nation-best streak of six-consecutive games from Sept. 10 to Oct. 22.

Below is a list of Carr's accomplishments in 2016 thus far:

- Leads the Big Ten in receptions (75), receiving yards (1,102) and touchdowns (12).
- Six 100-yard receiving games (Career-high 158 at Ohio State on Oct. 29).
- Three multi-touchdown games (Career-high 3 at Iowa on Oct. 1).
- Averaging 8.1 catches and 117 yards receiving in Big Ten play.
- Tied the Northwestern single-season touchdown reception record with 12 and is on pace to set a new single-season yard mark.
- On pace to become just the third player since 1990 to lead the Big Ten in receptions, receiving yards and touchdowns (Allen Robinson, Penn State, 2012; Desmond Howard, Michigan, 1990).
- The difference between Carr (75 rec.) and the Big Ten's No. 2 pass catcher (57 rec.) is same gap between No. 2 and No. 9.
- The difference between Carr (1,102 yards) and the Big Ten's No. 2 in receiving yards (793) is greater than gap between No. 2 and No. 13.
- The difference between Carr (12 touchdowns) and the Big Ten's No. 2 in touchdown grabs (7) is same between as No. 2 and No. 29.
- Rated the No. 1 slot receiver in college football by Pro Football Focus.
- Rated the No. 2 wide receiver overall by Pro Football Focus.

Fans are allowed to vote for their favorite player via the "GREATER" Fan Vote. Voting can be accessed at www.burlsworthtrophy.com. Fans are limited to one vote per day, and the voting will conclude on Dec. 1 at 12:00 a.m. CST. The 3 finalists will be honored and the winner of the 2016 Burlsworth Trophy will be announced Dec. 5 at a banquet in Springdale, Ark., sponsored by the Springdale Rotary Club.

The trophy is named in honor of Brandon Burlsworth. Without one D1 scholarship offer, Brandon walked on to the Razorback team in 1994, worked his way to being a three-year starter and was eventually named an All-American in 1998. Burlsworth was selected as the 63rd overall pick by the Indianapolis Colts in the 1999 NFL draft, but was tragically killed in a car accident 11 days later. The Burlsworth Foundation was created in his memory and supports the physical and spiritual needs of children, in particular those children who have limited opportunities.

The Fan Vote counts as 5 percent during each round of voting, and it is combined with the results from the Selection Committee. Fans can cast their vote for the nation's most outstanding player who began his career as a walk-on once per day. Fan Vote totals are cleared after each round.

For more information about the Burlsworth Trophy, visit www.burlsworthtrophy.com.



Austin Carr Named Finalist for 2016 Biletnikoff Award

NUSports.com / Nov. 21

EVANSTON, Ill. — Northwestern senior wide receiver Austin Carr has been named one of three finalists for the Biletnikoff Award, given annually to the outstanding receiver in college football by the Tallahassee Quarterback Club Foundation.

Carr, Oklahoma's Dede Westbrook and East Carolina's Zay Jones were selected in voting by the 530 members of the Biletnikoff Award National Selection Committee in a year of an exceptional profusion of superb receivers and in the heaviest vote in the history of the award.

The Biletnikoff Award National Selection Committee's voting to determine the winner commences December 1 and ends December 4.

A former walk-on and finalist for the 2016 Burlsworth Trophy as well, Carr has been among the nation's leaders in receiving all season long. He leads the Big Ten in receptions (80), receiving yards (1,170) and touchdowns (12) entering the final week of the season. He ranks in the top-10 nationally in all three categories, including sixth in FBS in touchdowns. He is the first player in Northwestern history to be named a finalist for the Biletnikoff Award.

He is on pace to become just the third player since 1990 to lead the Big Ten in receptions, receiving yards and touchdowns, joining Penn State's Allen Robinson (2012) and Michigan's Desmond Howard (1990).

Below is a list of Carr's accomplishments in 2016 thus far:

- Leads the Big Ten in receptions (80), receiving yards (1,170) and touchdowns (12)
- Six 100-yard receiving games. (Career-high 158 at Ohio State on Oct. 29)
- Three multi-touchdown games (Career-high 3 at Iowa on Oct. 1)
- Averaging 7.8 catches and 110.9 receiving yards per game in Big Ten play
- Only receiver in the country with at least five catches and 68 yards receiving in every game
- Tied the Northwestern single-season touchdown reception record with 12
- Ranks third in NU single-season history in receiving yards and receptions
- The difference between Carr (80 rec.) and the Big Ten's No. 2 pass catcher (61 rec.) is the same gap between No. 2 and No. 9
- The difference between Carr (1,170 yards) and the Big Ten's No. 2 in receiving yards (873) is greater than the gap between No. 2 and No. 13
- The difference between Carr (12 touchdowns) and the Big Ten's No. 2 in touchdown grabs (9) is the same as between No. 2 and No. 6
- Rated the No. 1 slot receiver in college football by Pro Football Focus
- Rated the No. 2 wide receiver overall by Pro Football Focus

The 2016 Biletnikoff Award will be presented live on December 8, 2016, on The Home Depot College Football Awards Show to be broadcast 6-8pm (CT) on ESPN. College Football Hall of Famer and Heisman Trophy winner Desmond Howard will present the 2016 Biletnikoff Award winner on the show.

Biletnikoff Award Banquet

The 2016 Biletnikoff Award winner will be presented his trophy before 550 patrons at the Biletnikoff Award Banquet at the University Center Club at Doak Campbell Stadium in Tallahassee on Saturday, February 18, 2017. The banquet was hailed by 2014 keynote speaker Dick Vermeil, as well as by 2013 keynoter Larry Csonka, as "the best banquet in college sports."

The banquet has featured distinguished keynoters of profound character and accomplishments including Bart Starr, Dick Vermeil, Larry Csonka, Steve Largent, Mike Ditka, Don Shula, Dan Reeves, Archie Manning, Ron Jaworski, Gene Stallings, Bill Curry, Jim Kelly, Jerry Kramer, Joe Theismann and Dan Fouts.

Northwestern's 42-21 romp over Illinois sets it up to go bowling

Shannon Ryan / Chicago Tribune / Nov. 26

Before Northwestern decided its postseason fate, another question loomed Saturday at Ryan Field.

It was answered in the affirmative when cheerleader Amber Newell accepted backup linebacker Josh Roberts' proposal near midfield during a senior day ceremony a few minutes before kickoff against Illinois.

"He came to see me last week, and I gave him the crusty old coach: 'You want to do what? When? Are you kidding me?'" Northwestern coach Pat Fitzgerald said. "He thought I was going to say no. ... The guys were fired up. Josh came running into the locker room before the game. They were like, 'Did she say yes?' It was an important deal."

The Wildcats got another important yes answer Saturday.

And now the important invitation Northwestern fans will be waiting on is whether they RSVP to the Pinstripe Bowl or the Foster Farms Bowl after beating Illinois 42-21 in the rivals' regular-season finale.

Securing back-to-back bowl engagements is a notable achievement for the Wildcats (6-6, 5-4 Big Ten), who started the season 1-3.

"We've responded to a lot of adversity," quarterback Clayton Thorson said. "Everyone counted us out after those first four games. That's not how we wanted the season to go. ... It's interesting when everyone from the outside is doubting you and everyone on the inside comes together."

Junior running back Justin Jackson proved essential again, rushing for 173 yards and three touchdowns on 21 carries. John Moten IV added to Northwestern's rushing attack, supplying another 128 yards and two touchdowns on 14 carries.

Northwestern's defensive toughness was on display as well. The Wildcats took advantage of the error-prone Illini, recovering three fumbles and snagging an interception and turning each one into a touchdown.

Illinois had fought back from an early 21-0 hole to be in position to tie the game early in the third quarter, but running back Reggie Corbin fumbled at the Northwestern 8-yard line. The Wildcats scored on Jackson's 54-yard touchdown run three plays later for a 28-14 lead.

The victory marked a second-straight season Northwestern secured the Land of Lincoln trophy against Illinois (3-9, 2-7).

"Everything was riding on it: the rivalry, the Land of Lincoln Trophy, the ability to get ourselves into the postseason," Fitzgerald said. "All those things make it extra special."

The Wildcats now are waiting on a couple of meaningful postseason dates.

"We talk a lot in our world about legacy and impact," Fitzgerald said. "The first couple of weeks of the season sure didn't look very good. To the players' credit, they're the ones who kept it together and they're the ones who responded."



Five Wildcats Earn All-Big Ten Honors on Defense/Special Teams

NUSports.com / Nov. 29

EVANSTON, Ill. — Northwestern defensive end Ifeadi Odenigbo was voted 2016 First-Team All-Big Ten by the media, the Big Ten announced on Monday. The senior was one of five Wildcats to earn all-conference honors on defense and special teams, a list that was unveiled Tuesday evening on Big Ten Network.

Odenigbo earned first-team honors from the media and a second-team plaudit from the Conference's coaches after leading the league with 10 sacks in the regular season. He picked up his 10th sack of the season in the 'Cats' 42-21 win over Illinois to help Chicago's Big Ten Team become bowl eligible for the 13th time in program history. The Centerville, Ohio, native's season was highlighted by back-to-back multi-sack games in which he set a Northwestern single-game record with four sacks at Iowa before recording two more sacks in a victory at Michigan State. Odenigbo ranks second in program history with 23.5 career sacks.

Junior linebacker Anthony Walker, Jr., and safety Godwin Igwebuike were named to the second team by the league's coaches and third team by the media. Junior kick returner Solomon Vault was a third-team selection by the media as a return specialist and sophomore cornerback Montre Hartage received an honorable mention plaudit from the media.

Igwebuike led all Big Ten defensive backs and ranked 10th in the country in the regular season with 101 tackles. He had at least eight tackles in eight games, including three double-digit performances and a career-high 15 tackles versus Nebraska. The Pickerington, Ohio, native ranks seventh in the country with 6.3 solo tackles per game.

Walker enters the bowl game two tackles shy of recording back-to-back 100-tackle seasons as he ranks 11th in the league with 98 tackles through 12 games. Hampered by an injury sustained during training camp, Walker has been dominant over the final eight games of the season averaging 9.4 tackles per game. He had at least eight tackles in seven games this season, including double-digit performances at Iowa, versus Indiana and at Purdue. The Miami, Florida, native has 10 tackles for loss, two sacks, three forced fumbles, a pair of fumble recoveries and one interception.

Vault earned Third-Team All-Big honors as a return specialist for the second-straight season. The Gaithersburg, Maryland, native ranked third in the Big Ten and seventh in the country with a 25.3 kick return average and scored his fifth career kick return touchdown with a 95-yard score in the Wildcats' win at Michigan State.

A first-year starter, Hartage led the Wildcats with five interceptions and nine pass breakups. He was fifth on the team with 56 tackles, including 46 solo stops.

In addition, senior defensive lineman C.J. Robbins was named Northwestern's Sportsmanship Award nominee. The 14 student-athletes selected are individuals who have distinguished themselves through sportsmanship and ethical behavior. These students must also be in good academic standing and have demonstrated good citizenship outside of the sports-competition setting.

Austin Carr Named Richter-Howard Big Ten Receiver of the Year

NUSports.com / Nov. 30

EVANSTON, Ill. — Northwestern senior Austin Carr has been named the Richter-Howard Big Ten Receiver of the Year, becoming the first player in program history to earn the distinguished award.

Carr led the Big Ten in receptions (84), receiving yards (1,196) and receiving touchdowns (12), and is one pace to join Desmond Howard (Michigan, 1990) and Allen Robinson (Penn State, 2012) as the only players since 1990 to lead the league in all three categories. His 12 touchdown receptions have tied the Northwestern single-season record, while his 84 receptions and 1,196 receiving yards are the second most in a season.

The Benicia, California, native set a Northwestern record with a touchdown reception in six-consecutive games from Sept. 10 to Oct. 22. He caught at least four passes in all 12 games and finished the regular season ranked 12th in the country in receiving yards and touchdowns and 13th in receiving yards per game (99.7) and receptions per game (7.0). Carr is also a finalist for the 2016 Burlsworth Trophy.

The Biletnikoff Finalist became the Wildcats' first consensus All-Big Ten First Team selection on offense since Drake Dunsmore in 2011. He was joined on the all-conference offensive squad by junior running back Justin Jackson (first team media/second team coaches) sophomore quarterback Clayton Thorson (honorable mention), sophomore offensive lineman Tommy Doles (honorable mention) and junior superbuck Garrett Dickerson (honorable mention media).

Jackson earned first-team honors after being named a consensus second-team selection last season. He led the Big Ten with 1,300 rushing yards and set a new career-high with 12 touchdowns. The junior running back became the first player in program history to post 1,000-plus rushing yards in three-straight seasons and already ranks second in program history with 3,905 yards. A native of Carol Stream, Illinois, Jackson posted five 100-yard rushing performances, including a season-high 188 yards and two touchdowns in a 54-40 win at Michigan State. He capped the season with 173 yards and career-high three touchdowns in Northwestern's 42-21 win over Illinois.

Thorson earned honorable mention honors after etching his name in the Northwestern record book by tying the single-season record with 21 touchdown passes. His 2,968 passing yards this season are the most by a NU quarterback in their sophomore season and the fourth most overall with a bowl game still to be played. Thorson threw for over 250 yards in six-consecutive games from Oct. 15 to Nov. 19 and tossed a career-high three touchdown passes five times, becoming the first Northwestern quarterback to accomplish the feat since at least 2000.

Doles started all 12 games for the Wildcats as a redshirt sophomore, including 11 at right guard and the regular-season finale at right tackle. He helped pave the way for the Big Ten's leading rusher in Jackson and helped Chicago's Big Ten Team rank fourth in the conference in passing yards.

Dickerson also earned honorable mention honors for the first time in his career after ranking second among Big Ten tight ends with four touchdowns. He caught a pass in all 12 games and had at least two catches in seven contests. A starter in all 12 games, Dickerson finished the regular season with 29 catches for 272 yards.



Jackson, Carr Named to CoSIDA Academic All-America® Second Team

NUSports.com / Dec. 1

EVANSTON, Ill. — Senior wide receiver Austin Carr and junior running back Justin Jackson were named to the CoSIDA Academic All-America® Second Team Thursday morning, the organization announced.

Carr and Jackson are the first Academic All-Americans since Brian Arnfelt (second team) and Patrick Ward (first team) in 2012.

A economics major with a 3.31 grade point average, Jackson leads the Big Ten in rushing with 1,300 yards. He was named to the All-Big Ten first team on Wednesday and is the first player in program history to rush for 1,000-plus yards in three-straight seasons. Jackson scored a career-high 12 touchdowns during the regular season, including three in the season opener versus Western Michigan and in the season finale versus rival Illinois.

Carr has had one of the best seasons by a receiver in program history. He was named the Richter-Howard Big Ten Receiver of the Year after leading the league in receptions (84), receiving yards (1,196) and touchdowns (12). His 12 scores tied the Northwestern single-season record, while his receptions and yards marks are the second most in a season by a Wildcat.

The Benicia, California, native earned a bachelor's degree in philosophy with a 3.53 GPA and is currently pursuing a master's degree from the Kellogg School of Management.

Northwestern to play Pittsburgh in Pinstripe Bowl on Dec. 28

Shannon Ryan / Chicago Tribune / Dec. 4

After waiting until the last game of the season to secure bowl eligibility, Northwestern learned Sunday it will play Pittsburgh in the Pinstripe Bowl at New York's Yankee Stadium on Dec. 28.

"Our entire football family is ecstatic for the opportunity to take the field one more time this season in an iconic setting," coach Pat Fitzgerald said in a statement. "I have great respect for Pat Narduzzi, his staff, and the Panthers student-athletes. They've done a remarkable job this season. This is going to be a tremendous challenge against a disciplined and physical opponent. We can't wait to get to New York."

The Wildcats (6-6) are playing in a bowl game for a second straight season, following last season's 10-win campaign. They turned around their season this year after a 1-3 start that included home losses to Illinois State and Western Michigan.

They bounced back with a 5-4 Big Ten season that included victories against bowl-bound teams Iowa and Indiana. Northwestern earned its sixth win by beating Illinois at home in the regular-season finale behind another impressive performance from running back Justin Jackson.

Pittsburgh (8-4) owns some impressive victories. The Panthers handed No. 2 Clemson its only loss, and its victory against Penn State essentially kept the Nittany Lions out of the College Football Playoff.

The Panthers, who are coached by former Michigan State defensive coordinator Narduzzi, have won three straight games. Three of Pitt's losses were by seven or fewer points.

"You see (Narduzzi's) DNA all over the team," Fitzgerald said. "They're tough. They're physical."

The schools last played in 1973, a 21-14 Pitt victory in Evanston when Tony Dorsett rushed for 265 yards. The all-time series between the teams is 3-3, and they've never met in a bowl game.

Despite playing in a lower-level bowl than last season, Northwestern hopes to secure a bowl victory after losing 45-6 last season to Tennessee in the Outback Bowl.

"We have some memories from last year and we want to erase and get that taste out of our mouths," Fitzgerald said.

The Wildcats offense has shown significant improvement with key players Jackson and receiver Austin Carr.

Carr won the Big Ten's Richter-Howard Receiver of the Year award after leading the conference with 84 receptions, 1,196 yards and 12 touchdowns. Jackson moved into second on Northwestern's all-time rushing list, jumping ahead of Tyrell Sutton (2005-08), with 3,905 career yards, including 1,300 this season.

"It's for our seniors," Fitzgerald said. "It's been a little bit of a roller coaster with wins and losses. ... The opportunity to play in the Pinstripe Bowl is a terrific honor for us."



Carr Named to a Pair of All-American Teams

NUSports.com / Dec. 8

EVANSTON, Ill. — Northwestern senior wide receiver Austin Carr has been named a College Football All-America Second-Team selection by Sports Illustrated and USA Today.

Carr, a finalist for the Biletnikoff Award given to the nation's top receiver, has already been named the Richter-Howard Big Ten Receiver of the Year after leading the league in receptions (84), receiving yards (1,196) and touchdowns (12). His 12 touchdown catches tied a Northwestern single-season record.

The Benicia, California, native could become just the third player since 1990 to lead the conference in all three categories, joining Penn State's Allen Robinson (2012) and Michigan's Desmond Howard (1990).

A consensus first-team All-Big Ten selection, Carr had six 100-yard receiving games this season and caught a touchdown in a NU-record six-straight games from Sept. 10 to Oct. 15. Some of Carr's highlights from the 2016 season include:

- Career-high three touchdown catches in a 38-31 win at Iowa.
- 11 catches for 130 yards and two touchdowns in a 54-40 win at Michigan State.
- Eight catches for a career-high 158 yards at No. 6 Ohio State.
- Career-high 12 receptions for 132 yards and a score versus No. 8 Wisconsin.