

***Hastingsia bracteosa* var. *bracteosa***

Liliaceae

Large-flowered rush-lily



Gerald D. Carr



Gerald D. Carr



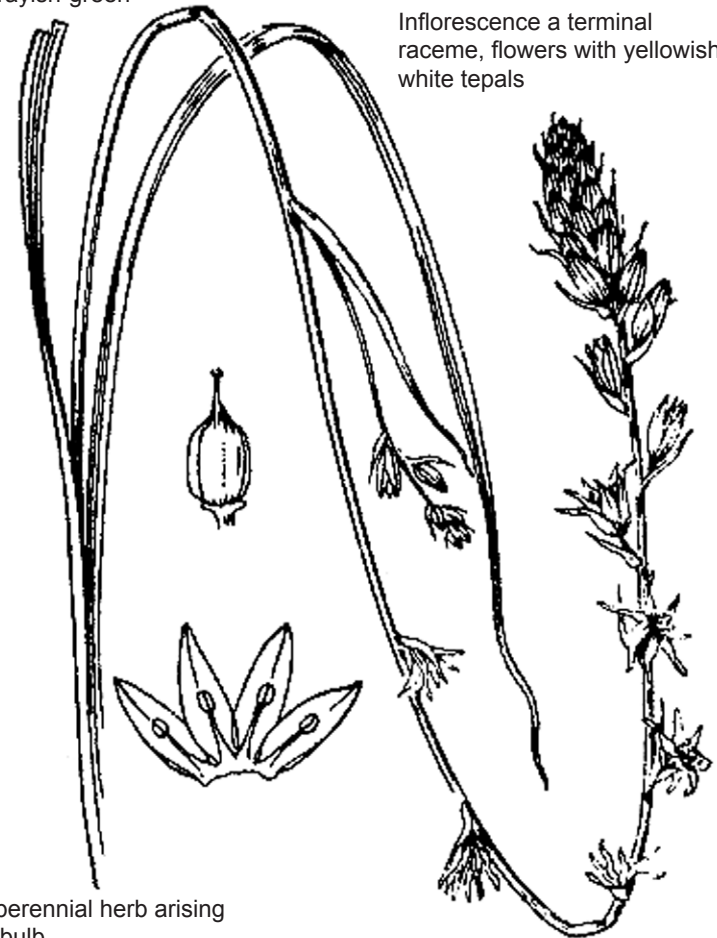
Wilbur Bluhm



Gerald D. Carr

Leaves basal, 25-50 cm long, 25-50 cm long, grayish-green

Inflorescence a terminal raceme, flowers with yellowish-white tepals




Erect, perennial herb arising from a bulb

ILLUSTRATED FLORA OF THE PACIFIC STATES  
Abrams, 1944  
courtesy of Stanford University Press.

Erect, perennial herb arising from a bulb. Bulb narrowly ovoid, 2.5-8 cm long, 1.5-3 cm wide, sometimes with a blackish tunic. Leaves basal, 25-50 cm long, 3-8 mm wide, grayish-green; dead foliage persisting at base in mature plants. Scape 40-90 cm long, rarely branched; bracts 7-11 mm long. Inflorescence a terminal raceme, 5-30 cm long, densely flowered. Flowers: tepals yellowish white with yellow or purple central vein, oblong-lanceolate, 8-12 mm long, about 2 mm wide, filaments 5-7 mm long; anthers pale yellow. Fruit a capsule, oblong to oblong-ovate, 9-11 mm long, 6-8 mm wide; seeds 4-5 mm long.

best survey times  
J | F | M | A | M | J | J | A | S | O | N | D



**Lookalikes**  
*Hastingsia alba*

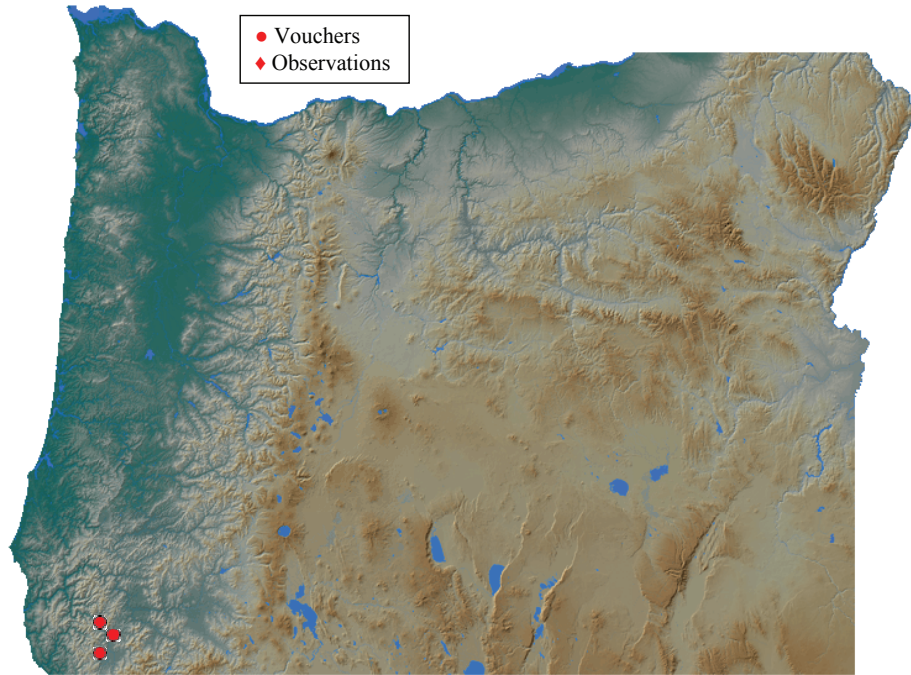
**differs from featured plant by**  
its smaller perianth segments

***Hastingsia bracteosa* var. *bracteosa* S. Watson**

Large-flowered rush-lily

PLANTS symbol: HABRB

August 2019 status Oregon:LT; ORBIC: List 1



**Distribution:** Southwestern Josephine Co.

**Habitat:** Bogs and wet areas of serpentine outcroppings.

**Elevation:** 300—1000 m

**Best survey time (in flower):** June - July

**Associated species:**

*Pinus jeffreyi* (Jeffrey pine)

*Salix lasiolepis* (Arroyo willow)

*Rhododendron occidentale* (Western azalea)

*Helenium bigelovii* (Bigelow's sneezeweed)

*Rudbeckia glaucescens* (California coneflower)

