

DENSO

DENSO

Catalogue 2008/2009

Spark Plugs Automotive



DENSO SPARK PLUGS - AUTOMOTIVE



Driven by
Quality

DENSO EUROPE B.V.
Hogeweyselaan 165
1382 JL WEESP
The Netherlands

Mailing address:
P.O. Box 89
1380 AB WEESP
The Netherlands

Tel. +31 (0)294 - 493 493
Fax +31 (0)294 - 417 122

info.amsales@denso.nl
www.denso-europe.com

Printed in The Netherlands - DESP08-0001



CATALOGUE 2008/2009



DENSO

OE excellence around the globe



Cars need to rely on quality of exceptional OE Spark Plugs and DENSO makes them.

Introducing the OE Iridium long life type ZXU 22PR11 for the Suzuki Splash.

DENSO. More for your car.

www.denso-europe.com

Driven by
Quality

DENSO



9 out of 10 cars prefer...

If a car could choose its own component parts, we're sure it would insist on DENSO. We're the first choice of major car manufacturers the world over. Our advanced automotive components and systems are fitted to 9 out of 10 cars on the road today, keeping them fit and healthy for mile after trouble-free mile.

For a preferential peek at the philosophy behind our market-leading products, visit www.denso-europe.com

Driven by
Quality



OE suppliers to: TOYOTA • GENERAL MOTORS • FORD • BMW • MERCEDES-BENZ • SUBARU • LEXUS • CHEVROLET • MITSUBISHI • PEUGEOT
ISUZU • HONDA • MAZDA • VOLKSWAGEN • LAND ROVER • JAGUAR • DAIHATSU • HYUNDAI • COSWORTH ...

GB

Table of Contents

- 4 Installation of the DENSO Spark plug
- 8 Characteristics of the DENSO Spark Plug
- 12 DENSO Spark Plug Range
- 14 Iridium Spark Plugs
- 26 Iridium Upgrade
- 32 Plug Configurations
- 44 New applications
 - Discontinued Spark Plugs
- 45 Application Tables
- 157 Buyers Guide
- 171 Cross reference chart
- 206 Identifying DENSO Spark Plugs
- 221 Abbreviations

D

Inhaltsangabe

- 4 Einbau von DENSO-Zündkerzen
- 8 Merkmale von DENSO-Zündkerzen
- 12 DENSO-Zündkerzenangebot
- 14 Iridium Zündkerzen
- 26 Aufrüstung Iridium
- 32 Zündkerzenausführungen
- 44 Neue Anwendungen
 - Auslaufende Zündkerzen
- 45 Anwendungstabellen
- 157 Kundenratgeber
- 171 Verweistabelle
- 206 Erkennen von DENSO-Zündkerzen
- 221 Abkürzungen

F

Table des matières

- 4 Installation de la bougie DENSO
- 8 Caractéristiques de la bougie DENSO
- 12 Gamme de bougies DENSO
- 14 Bougies Iridium
- 26 Version supérieure Iridium
- 32 Configurations des bougies
- 44 Nouvelles applications
 - Bougies interrompues
- 45 Tables d'application
- 157 Guide de l'acheteur
- 171 Référence
- 206 Identification des bougies de DENSO
- 221 Abréviations

E

Índice

- 4 Instalación de las bujías DENSO
- 8 Características de las bujías DENSO
- 12 Gama de bujías DENSO
- 14 Bujías Iridium
- 26 Actualización Iridium
- 32 Configuraciones de las bujías
- 44 Nuevas aplicaciones
 - Bujías descontinuadas
- 45 Tablas de aplicación
- 157 Guía del comprador
- 171 Tabla de referencia
- 206 Identificación de las bujías DENSO
- 221 Abreviaturas

I

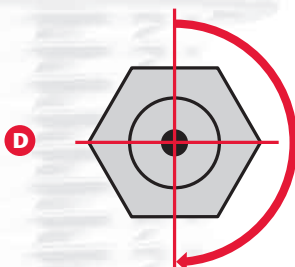
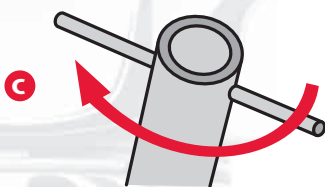
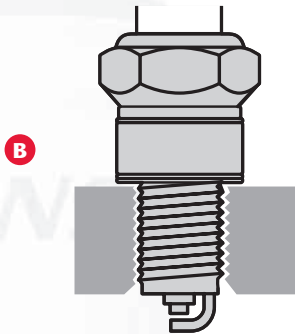
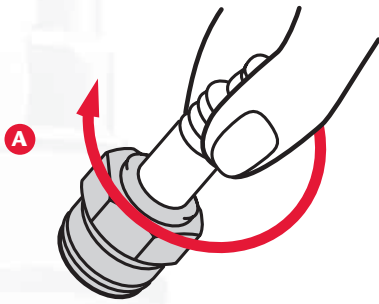
Indice

- 4 Installazione delle candele DENSO
- 8 Caratteristiche delle candele DENSO
- 12 Gamma di candele DENSO
- 14 Candele Iridium
- 26 Livello superiore Iridium
- 32 Configurazione delle candele
- 44 Nuove applicazioni
 - Candele fuori produzione
- 45 Tabelle d'applicazione
- 157 Guida dell'acquirente
- 171 Diagramma di riferimento incrociato
- 206 Identificazione delle candele DENSO
- 221 Abbreviazioni

RU

Содержание

- 4 Установка свечи зажигания DENSO
- 8 Характеристики свечи зажигания DENSO
- 12 Серии свечей зажигания DENSO
- 14 Свечи зажигания Iridium
- 26 Таблица обновлений Iridium
- 32 Конструкции свечей
- 44 Новые применения
 - Свечи зажигания, снятые с производства
- 45 Таблицы применений
- 157 Руководство для покупателей
- 171 Таблица перекрёстных ссылок
- 206 Параметры свечей зажигания DENSO
- 221 Сокращения



GB

Motorcycle & SE Catalogue

SPARK PLUG INSTALLATION

Recommended Torque and Tightening Angle for DENSO plugs.

- 1 Use the correct wrench for the hex on the plug, and be careful not to damage the insulator.
- 2 When changing, make sure that the oil, etc. on the outside of the plug does not enter the engine interior.
- 3 When putting the plugs in, clean the engine side of the flange and put in the plugs after making sure the gasket is in the flange.
- 4 Make sure the plugs are vertical and tighten them by hand until they cannot be tightened any further (A+B).
- 5 Then, use a plug wrench to tighten them accurately to the torque or rotation angle showed in the chart below (C+D).

RECOMMENDED INSTALLATION TORQUE SPECIFICATION

	Thread size	Recommended Torque	Recommended Turns	
			New plug	Used plug
Gasket	M8 Y type	8-10 Nm	± 1 turn	± 1/12 turn
	M10 U, N type	10-15 Nm	± 2/3 turn	± 1/12 turn
	M10 Stainless steel gasket	10-15 Nm	± 3/4 turn	± 1/12 turn
	M12 SXU, X, XE, XU, ZXE, ZXU type	15-20 Nm	± 1/3 turn	± 1/12 turn
	M14 FK, J, K, KJ, P, PK, PKJ, PQ, Q, QJ, QL, S, SF, SK, SKJ, SV, SVK, VK, VKJ, W, ZT type	20-25 Nm	± 1/2 turn	± 1/12 turn
	M14 Stainless steel gasket	20-25 Nm	± 2/3 turn	± 1/12 turn
	M18 L, M, MA, MW type	30-40 Nm	± 1/4 turn	± 1/12 turn
Taper seat	M14 PT, PTJ, T type	20-30 Nm	± 1/16 turn	± 1/16 turn
	M18 MA type	30-40 Nm	± 1/4 turn	± 1/12 turn



If a thread lubricant such as grease is coated on the thread, tightening to the recommended torque is tightening too much; this has been linked to seal leakage. Do not use a thread lubricant.



Tightening more than the tightening angles and torques shown in the above table could result in damage to the engine and furthermore could result in the plug coming off at the thread.

D

Motorrad- und Kleinmotorenkatalog

ZÜNDKERZENMONTAGE

Empfohlenes Drehmoment und Anzugswinkel für DENSO-Zündkerzen.

- 1 Verwenden Sie den richtigen Schraubenschlüssel für den Sechskant der Zündkerze, und achten Sie darauf, den Isolator nicht zu beschädigen.
- 2 Beachten Sie beim Wechseln der Kerze, dass keine Verunreinigungen etc. von außerhalb in das Innere des Motors gelangen.
- 3 Bevor Sie die Zündkerzen einsetzen, reinigen den Flansch im Motor und kontrollieren anschließend dass der Dichtring korrekt sitzt.
- 4 Überprüfen Sie, ob die Zündkerzen vertikal ausgerichtet sind und ziehen Sie sie diese so weit wie möglich von Hand an (A+B).
- 5 Verwenden Sie anschließend einen Zündkerzenschlüssel, um die Kerzen genau auf das Drehmoment oder den Drehwinkel festzuziehen, welche der nachfolgenden Tabelle entnommen werden können (C+D).

EMPFOHLENE EINBAUDREHMOMENTE						
	Gewindegröße		Empfohlener Drehmoment	Empfohlene Drehungen		
				Neue Zündkerze	Gebrauchte Zündkerze	
Dichtring	M8	Ausführung Y	8-10 Nm	± 1 Umdrehung	± 1/12 Umdrehung	
	M10	Ausführung U, N	10-15 Nm	± 2/3 Umdrehung	± 1/12 Umdrehung	
	M10	Edelstahl-Dichtring	10-15 Nm	± 3/4 Umdrehung	± 1/12 Umdrehung	
	M12	Ausführung SXU, X, XE, XU, ZXE, ZXU	15-20 Nm	± 1/3 Umdrehung	± 1/12 Umdrehung	
	M14	Ausführung FK, J, K, KJ, P, PK, PKJ, PQ, Q, QJ, QL, S, SF, SK, SKJ, SV, SVK, VK, VKJ, W, ZT	20-25 Nm	± 1/2 Umdrehung	± 1/12 Umdrehung	
	M14	Edelstahl-Dichtring	20-25 Nm	± 2/3 Umdrehung	± 1/12 Umdrehung	
	M18	Ausführung L, M, MA, MW	30-40 Nm	± 1/4 Umdrehung	± 1/12 Umdrehung	
	Konischer Sitz	M14	Ausführung PT, PTJ, T	20-30 Nm	± 1/16 Umdrehung	± 1/16 Umdrehung
		M18	MA -Type	30-40 Nm	± 1/4 Umdrehung	± 1/12 Umdrehung



Wenn Gewindeschmiermittel wie z.B. Fett verwendet wird, besteht die Gefahr, dass die Kerze, trotz Berücksichtigung des korrekten Drehmoments, zu stark angezogen wird. Dies führt zu Undichtigkeiten der Dichtung. Verwenden Sie deshalb bitte keine Gewindeschmiere.



Bitte beachten Sie die rechts in der Tabelle empfohlenen Werte bezüglich Anzugswinkel und Drehmoment. Wird die Zündkerze stärker angezogen, kann dies zu einem Schaden am Motor führen und weiterhin besteht die Gefahr, dass sich die Zündkerze aus dem Gewinde löst.

F

Catalogue motocycles et moteurs de faible cylindrée

FIXATION DE BOUGIE

Couple et angle de serrage recommandés pour les bougies DENSO.

- 1 Utilisez la clé correspondant à l'hexagone de la bougie et veillez à ne pas endommager l'isolant.
- 2 Lors du remplacement, évitez que l'huile, entre autres, qui se trouve à l'extérieur de la bougie ne pénètre à l'intérieur du moteur.
- 3 Lors de l'insertion des bougies, nettoyez le côté moteur du flasque et fixez les bougies après s'être assuré que le joint se trouve dans le flasque.
- 4 Veillez à ce que les bougies soient à la verticale et serrez-les manuellement jusqu'à la butée (A+B).
- 5 Puis, à l'aide d'une clé pour obturateurs, serrez-les jusqu'au couple ou à l'angle de rotation illustrés dans le tableau ci-dessous (C+D).

COUPLE RECOMMANDÉ POUR L'INSTALLATION

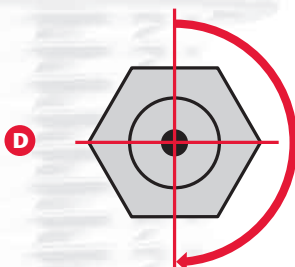
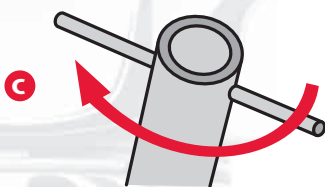
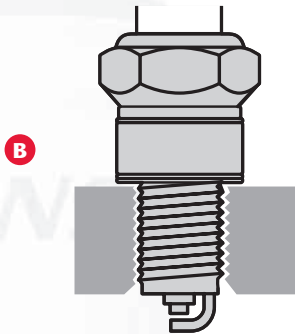
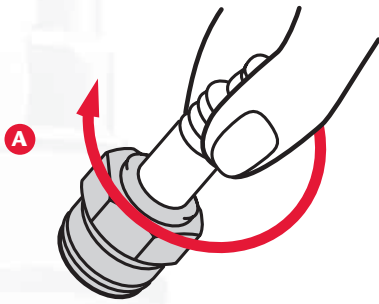
	Taille de filetage		Couple recommandé	Tours recommandés	
				Bougie neuve	Ancienne bougie
Joint	M8	type Y	8-10 Nm	± 1 turn tour	± 1/12 tour
	M10	Type U, N	10-15 Nm	± 2/3 tour	± 1/12 tour
	M10	Joint en acier inoxydable	10-15 Nm	± 3/4 tour	± 1/12 tour
	M12	Type SXU, X, XE, XU, ZXE, ZXU	15-20 Nm	± 1/3 tour	± 1/12 tour
	M14	Type FK, J, K, KJ, P, PK, PKJ, PQ, Q, QJ, QL, S, SF, SK, SKJ, SV, SVK, VK, VKJ, W, ZT	20-25 Nm	± 1/2 tour	± 1/12 tour
	M14	Joint en acier inoxydable	20-25 Nm	± 2/3 tour	± 1/12 tour
	M18	Type L, M, MA, MW	30-40 Nm	± 1/4 tour	± 1/12 tour
	Siège conique	M14	Type PT, PTJ, T	20-30 Nm	± 1/16 tour
M18		MA type	30-40 Nm	± 1/4 tour	± 1/12 tour



Si le filetage est recouvert d'un lubrifiant à fil comme de la graisse, évitez de serrer au couple recommandé car cela peut provoquer une fuite. Ne pas utiliser un lubrifiant à fil.



Le serrage au-delà de l'angle de serrage et du couple indiqués à droite peut endommager le moteur et entraîner le retrait de la bougie au niveau du filetage.



E

Catálogo motocicleta y pequeño motor

MONTAJE DE LAS BUJÍAS

Par y ángulo de apriete recomendados para las bujías DENSO

- 1 Utilice la llave apropiada para el hexágono en la bujía y procure no dañar el aislante.
- 2 Al cambiar la bujía, asegúrese de que el aceite u otra sustancia que se encuentre en el exterior de la bujía no penetre en el interior del motor.
- 3 Al montar las bujías, limpie el lado del motor de la abrazadera e inserte las bujías tras cerciorarse de que la junta se encuentra en la abrazadera.
- 4 Asegúrese de que las bujías queden en posición vertical y apriételas manualmente hasta que ya no puedan seguir apretándose (A+B).
- 5 A continuación, con una llave para bujías apriételas con precisión al par o ángulo de rotación especificado en la siguiente tabla (C+D).

PAR DE MONTAJE RECOMENDADO

	Tamaño de rosca		Par recomendado	Giros recomendados	
				Bujía nueva	Bujía usada
Junta	M8	Tipo Y	8-10 Nm	± 1 giro	± 1/12 giro
	M10	Tipo U, N	10-15 Nm	± 2/3 giro	± 1/12 giro
	M10	Junta de acero inoxidable	10-15 Nm	± 3/4 giro	± 1/12 giro
	M12	Tipos SXU, X, XE, XU, ZXE, ZXU	15-20 Nm	± 1/3 giro	± 1/12 giro
	M14	Tipos FK, J, K, KJ, P, PK, PKJ, PQ, Q, QJ, QL, S, SF, SK, SKJ, SV, SVK, VK, VKJ, W, ZT	20-25 Nm	± 1/2 giro	± 1/12 giro
	M14	Junta de acero inoxidable	20-25 Nm	± 2/3 giro	± 1/12 giro
	M18	Tipos L, M, MA, MW	30-40 Nm	± 1/4 giro	± 1/12 giro
Asiento cónico	M14	Tipos PT, PTJ, T	20-30 Nm	± 1/16 giro	± 1/16 giro
	M18	Tipo MA	30-40 Nm	± 1/4 giro	± 1/12 giro



Si se ha aplicado un lubricante a la rosca, tal como grasa, el apriete al par recomendado resulta excesivo y podría causar fuga en el cierre. No aplique lubricante de rosca.



Un apriete que exceda los ángulos y pares de apriete indicados a la derecha podría dañar el motor y provocar que la bujía se salga de la rosca.

I

Catalogo per motocicli e piccoli motori

INSTALLAZIONE DELLE CANDELE

Coppia ed angolo di serraggio consigliati per candele DENSO

- 1 Utilizzare la chiave corretta per la profilatura esagonale della candela, e far attenzione a non danneggiare l'isolatore.
- 2 Cambiando le candele, assicurarsi che l'olio, etc., all'esterno delle candele non penetri all'interno del motore.
- 3 Durante l'inserimento delle candele, pulire il lato della flangia verso il motore, ed inserire la candele dopo essersi assicurati che la guarnizione sia presente sulla flangia.
- 4 Assicurarsi che le candele siano in posizione verticale, e serrarle a mano fino a ottenere resistenza (A+B).
- 5 Utilizzare allora una chiave per candele per serrarle accuratamente con la coppia o angolo di rotazione illustrati nel diagramma qui sotto (C+D).

SPECIFICHE DI COPPIA CONSIGLIATE PER L'INSTALLAZIONE				
Filettatura	Coppia consigliate	Rotazioni consigliata		
		Candela nuova	Candela usata	
Guarnizione M8 Tipo Y	M10 Tipo U, N	8-10 Nm	± 1 giro	± 1/12 giro
	M10 Tipo U, N	10-15 Nm	± 2/3 giro	± 1/12 giro
	M10 Guarnizione d'acciaio inossidabile	10-15 Nm	± 3/4 giro	± 1/12 giro
	M12 Tipo SXU, X, XE, XU, ZXE, ZXU	15-20 Nm	± 1/3 giro	± 1/12 giro
	M14 Tipo FK, J, K, KJ, P, PK, PKJ, PQ, Q, QJ, QL, S, SF, SK, SKJ, SV, SVK, VK, VKJ, W, ZT	20-25 Nm	± 1/2 giro	± 1/12 giro
	M14 Guarnizione d'acciaio inossidabile	20-25 Nm	± 2/3 giro	± 1/12 giro
	M18 Tipo L, M, MA, MW	30-40 Nm	± 1/4 giro	± 1/12 giro
	Sede conica	M14 Tipo PT, PTJ, T	20-30 Nm	± 1/16 giro
M18 Tipo MA		30-40 Nm	± 1/4 giro	± 1/12 giro



Nel caso che un lubrificante per filetti sia cosparso sul filetto, il serraggio alla coppia consigliata è troppo elevato; questo fatto è stato collegato alla perdita dalla guarnizione. Non impiegare un lubrificante per filetti.



Un serraggio che superi gli angoli di serraggio e le coppie indicate a destra potrebbe provocare danni al motore, ed inoltre una rottura della candela al livello del filetto.

RU

Catalogo motocicli e SE

УСТАНОВКА СВЕЧИ ЗАЖИГАНИЯ

Рекомендуемые момент и угол затяжки для свечей DENSO.

- 1 Используйте гаечный ключ, соответствующий шестиграннику свечи, и будьте осторожны, чтобы не повредить изолятор.
- 2 При замене свечей следите за тем, чтобы масло и прочие загрязнения на наружной части свечи не попали внутрь двигателя.
- 3 При установке свечей очистите сторону фланца двигателя и устанавливайте свечи зажигания, убедившись в наличии прокладки на ее фланце.
- 4 Убедитесь в том, что свечи зажигания расположены вертикально, и затяните их усилием руки до тех пор, пока их более завернуть нельзя (A+B).
- 5 Затем используйте свечной ключ для точной затяжки до нужного момента или угла поворота, указанного в таблице ниже (C+D).

РЕКОМЕНДУЕМЫЕ ВЕЛИЧИНЫ МОМЕНТОВ ЗАТЯЖКИ ПРИ УСТАНОВКЕ

Размер резьбы	Рекомендуемый момент	Рекомендуемое число оборотов		
		Новая свеча зажигания	Использ. свеча зажигания	
Прокладка M8 Тип Y	M8 Тип Y	8-10 Нм	± 1 обор.	± 1/12 обор.
	M10 Тип U, N	10-15 Нм	± 2/3 обор.	± 1/12 обор.
	M10 Прокладка из нержавеющей стали	10-15 Нм	± 3/4 обор.	± 1/12 обор.
	M12 Тип SXU, X, XE, XU, ZXE, ZXU	15-20 Нм	± 1/3 обор.	± 1/12 обор.
	M14 Тип FK, J, K, KJ, P, PK, PKJ, PQ, Q, QJ, QL, S, SF, SK, SKJ, SV, SVK, VK, VKJ, W, ZT	20-25 Нм обор.	± 1/2 обор.	± 1/12 обор.
	M14 Прокладка из нержавеющей стали	20-25 Нм	± 2/3 обор.	± 1/12 обор.
	M18 Тип L, M, MA, MW	30-40 Нм	± 1/4 обор.	± 1/12 обор.
	Коническое гнездо	M14 Тип PT, PTJ, T	20-30 Нм	± 1/16 обор.
M18 Тип MA		30-40 Нм	± 1/4 обор.	± 1/12 обор.



Если нити резьбы покрыты густой смазкой, то затяжка до рекомендуемого момента приведет к излишней затяжке; это связано с вытеканием смазки. Не используйте смазку для резьбы.



Затяжка моментами и углами, превосходящими те, которые показаны справа, может приводить к повреждению двигателя и в дальнейшем к тому, что свеча зажигания может вырваться из резьбы.

GB

Spark Plug Characteristics

Terminal

Ceramic insulator

- The five rib design is used throughout the surface
- This reduces voltage loss and prevents missed sparks
- High-purity alumina is used
- Good electrical insulation, durability and thermal conductivity
- Chemically stable

Ring

Special copper-glass seal

- Air tightness, durability and thermal conductivity are good.

Housing

- A highly corrosion resistant nickel plating

Electrical heat seal

- Heat resistance, gives good hermeticity and low variation in heat range.

Resistor

- With a 5 K Ω resistance, reduces radio noise.

Packing

Copper cored center electrode

- Compared to other manufacturers there is more copper with better thermal properties.
- From low to high speeds, a strong steady spark.

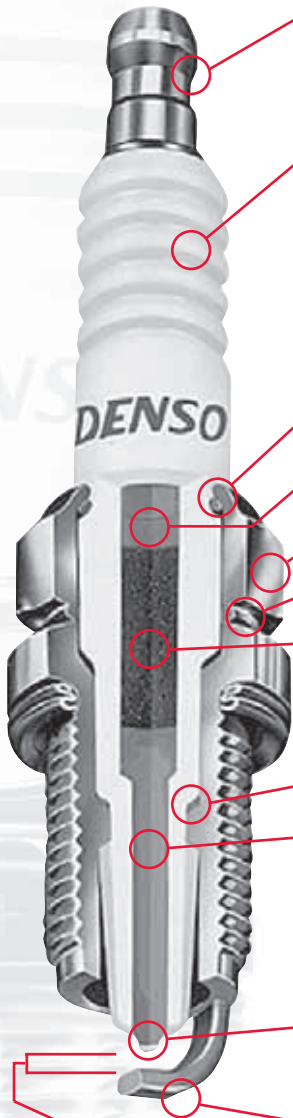
Center electrode

- DENSO's iridium plugs have the world's smallest 0,4mm diameter center electrode

Ground electrode

- Available with U-groove which gives a more complete combustion
- Taper cut results in a steady ignition.

Spark gap



D

Merkmale der Zündkerze

Anschluss

Keramikisolator

- Fünffaches-Rippenprofil an der Kerzenaußenseite
- Dies verringert Spannungsverluste und dient zum Schutz vor Zündaussetzern
- Verwendung von hochreinem Aluminium
- Gute elektrische Isolierung, Langlebigkeit und Wärmeleitfähigkeit
- Chemisch stabil

Ring

Spezielle Kupfer-Glas-Verkapselung

- Sehr gute Versiegelung, Langlebigkeit und Wärmeleitfähigkeit

Dichtringgehäuse

- Hoch korrosionsbeständige Vernickelung

Elektrisches Hitzesiegel

- Wärmewiderstand, sorgt für gute termische Leitfähigkeit und niedrige Wärmewertabweichungen.

Widerstand

- Mit einem 5 K Ω -Widerstand, vermindert Funkstörungen

Packung

Mittlelektrode mit Kupferkern

- Verglichen mit anderen Herstellern ist mehr Kupfer vorhanden und somit bessere Wärmeeigenschaften
- Von niedrigen zu hohen Drehzahlen gibt es einen starken und konstanten Funken

Mittlelektrode

- Die DENSO Iridium-Zündkerzen haben Mittlelektroden mit dem weltweit kleinsten Durchmesser von 0,4 mm

Masselektrode

- Erhältlich mit U-Rille, was eine rückstandsfreie Verbrennung begünstigt
- Kegelsitz erzeugt eine gleichmäßige Zündung.

Zündstrecke

F

Caractéristiques de la bougie

Borne

Isolant en céramique

- Le motif à cinq nervures est visible sur toute la surface
- Il réduit les pertes de tension et évite les étincelles ratées
- Alumine de haute pureté utilisée
- Bonnes isolation électrique, durabilité et conductivité thermique
- Stabilité chimique

Segment

Scellement spécial cuivre-verre

- Bonnes étanchéité à l'air, durabilité et conductivité thermique.

Gaine

- Revêtement en nickel anti-corrosion

Joint thermique électrique

- Résistance à la chaleur, bonne herméticité et faible variation dans la plage thermique.

Résistance

- Avec une résistance de 5 K Ω , le bruit radioélectrique est réduit.

Conditionnement

Électrode centrale à noyau en cuivre

- Contrairement aux produits d'autres fabricants, il y a plus de cuivre avec de meilleures propriétés thermiques.
- En vitesse basse ou élevée, l'étincelle est franche et soutenue.

Électrode centrale

- Avec seulement 0,4 mm, le diamètre de l'électrode centrale des bougies à l'iridium de DENSO est le faible du monde

Électrode de masse

- Disponible avec une rainure en U pour une combustion plus complète
- Forme conique pour un allumage soutenu.

Écartement des pointes

E**Características de las bujías****Terminal****Aislante de cerámica**

- Diseño de cinco nervaduras por toda la superficie
- Esto reduce la pérdida de voltaje y impide fallo de chispas
- Utilización de aluminio de gran pureza
- Buen aislamiento eléctrico, gran durabilidad y buena conductividad térmica
- Químicamente estable

Arandelas**Cierre especial de cobre-cristal**

- Buena hermeticidad, durabilidad y conductividad térmica.

Alojamiento

- Recubrimiento de níquel muy anticorrosivo

Junta contra calor producido por electricidad

- Termorresistente, buena hermeticidad y baja fluctuación de gama de calor

Resistencia

- Con una resistencia de 5 K Ω , reduce el ruido radio eléctrico.

Empaquetadura**Electrodo central con núcleo de cobre**

- Más cobre y mejores propiedades térmicas que en otras marcas.
- Una chispa intensa y constante tanto a bajas como a altas velocidades.

Electrodo central

- Las bujías de iridio DENSO cuentan con el electrodo central de menor diámetro del mundo: 0,4 mm

Electrodo de masa

- Disponible con ranura en U para una mejor combustión
- Diseño cónico para una ignición estable

Espacio de chispa

I

Caratteristiche delle candele

Terminale

Isolatore di ceramica

- Il disegno a cinque nervature è utilizzato su tutta la superficie
- Esso riduce le perdite di tensione e previene mancate scintille
- Viene impiegata allumina ad elevata purezza
- Buona isolamento elettrica, durata e conducibilità termica
- Chimicamente stabile

Anello

Matrice sigillante speciale in rame-vetro

- L'impermeabilità all'aria, la durata e la conducibilità termica sono buone

Alloggiamento

- Una nichelatura altamente resistente alla corrosione

Guarnizione di calore elettrico

- Ad alta resistenza, offre una buona ermeticità e una bassa variazione del range di calore

Resistore

- Con una resistenza da 5 K Ω , riduce i radio-disturbi

Cappuccio della candela

Elettrodo centrale ad anima di rame

- Se paragonate ai prodotti concorrenti, la quantità di rame è superiore, con migliori proprietà termiche
- Dalle basse alle alte velocità, una candela robusta e rigida

Elettrodo centrale

- Le candele all'iridio DENSO presentano l'elettrodo centrale dal diametro (0,4 mm) più ridotto al mondo

Elettrodo di messa a terra

- Disponibile con scanalatura ad "U", che offre una combustione più completa
- L'intaglio conico produce un'accensione costante.

Distanza della scintilla

RU

Характеристики свечей зажигания

Клемма

Керамический изолятор

- На его поверхности имеются пять ребер
- Это снижает потери напряжения и предотвращает пропуски искровых разрядов
- Используется оксид алюминия высокой чистоты
- Хорошая электрическая изоляция, долговечность и теплопроводность
- Химическая стабильность

Кольцо

Специальное медно-стеклянное уплотнение

- Хорошие воздухопроницаемость, долговечность и теплопроводность.

Корпус

- Никелевое покрытие с высокими антикоррозийными свойствами

Защита от электрического нагрева

- Термостойкость, хорошая герметичность и малые изменения в диапазоне нагрева.

Резистор

- Сопrotивление 5 ком, снижает радиопомехи.

Конструкция

Центральный электрод с сердечником из меди

- В сравнении с другими производителями здесь больше меди, что улучшает термические характеристики.
- Мощная устойчивая искра в диапазоне от малых до высоких скоростей.

Центральный электрод









- Иридиевые свечи зажигания DENSO имеют самый тонкий центральный электрод диаметром 0,4 мм

Заземляющий электрод

- Доступны с U-образной канавкой, обеспечивающей более полное сгорание горючего.
- Конусообразная форма гарантирует стабильность зажигания.

Искровой зазор

GB

Type								
Specifications		(ZU)	(P+ type)	(S+ /SK+ type)	(SV+ type)			
U-Groove	✓ ¹	✓	✗	✗	✗	✓ ²	✗	✗
Tapered cut ground electrode	Some types ³	✓	✗	✗	✗	✓ ²	✗	✗
Material ground electrode	Normal	Normal	Platinum tipped	Platinum tipped	Platinum tipped	Normal	Platinum tipped	Full platinum
Center electrode	2.5 mm	0.7 mm	1.1 mm	0.7 mm	0.4 mm	0.4 mm	0.4 mm	0.4 mm ⁴
Available heat range	9 - 27	14 - 34	16 - 22	16 - 22	16 - 27	16 - 34	16 - 24	24 - 35
Resistor	Most types	Most types	All types	All types	All types	All types	All types	All types
High performance	+	+++	++	++++	++++	+++++	+++++	+++++
Fuel saving	Good	Better	Better	Best	Best	Best	Best	-
Life time	Standard	Standard	Long life	Long life	Long life	Standard	Long life	For racing only









¹ Spark plug types without a "U" in the type name do not have U-groove

² Not applicable to IU24A, IU27A, IU31A, IUF27A and IUF31A

³ Spark plug types with a "Z" in the type name do have a tapered cut ground electrode

⁴ Except for surface gap types.

D

Ausführung								
Specifications		(ZU)	(Ausführung P+)	(Ausführung S+ /SK+)	(Ausführung SV+)			
U-Rille	✓ ¹	✓	✗	✗	✗	✓ ²	✗	✗
Kegelförmige Masseelektrode	Einige Ausführungen ³	✓	✗	✗	✗	✓ ²	✗	✗
Material Masseelektrode	Normal	Normal	Platinspitze	Platinspitze	Platinspitze	Normal	Platinspitze	Vollständig Platin
Center electrode	2,5 mm	0,7 mm	1,1 mm	0,7 mm	0,4 mm	0,4 mm	0,4 mm	0,4 mm ⁴
Vorhandener Wärmewert	9 - 27	14 - 34	16 - 22	16 - 22	16 - 27	16 - 34	16 - 24	24 - 35
Widerstand	Die meisten Ausführungen	Die meisten Ausführungen	Alle Ausführungen	Alle Ausführungen	Alle Ausführungen	Alle Ausführungen	Alle Ausführungen	Alle Ausführungen
Hochleistung	+	+++	++	++++	++++	+++++	+++++	+++++
Kraftstoffeinsparung	Gut	Besser	Besser	Optimal	Optimal	Optimal	Optimal	-
Lebensdauer	Standard	Standard	Lange Lebensdauer	Lange Lebensdauer	Lange Lebensdauer	Standard	Lange Lebensdauer	Nur für Rennspor









¹ Zündkerzenausführungen ohne "U" im Namen haben keine U-Rille

² Nicht zutreffend für IU24A, IU27A, IU31A, IUF27A und IUF31A

³ Zündkerzen mit einem "Z" im Namen haben eine kegelförmige Masseelektrode

⁴ Außer für Gleitfunkenausführungen

F

Type								
Specifications		(ZU)	(type P+)	(type S+ /SK+)	(type SV+)			
Rainure U	✓ ¹	✓	✗	✗	✗	✓ ²	✗	✗
Électrode de masse conique	Certains types ³	✓	✗	✗	✗	✓ ²	✗	✗
Matière de l'électrode de masse	Normal	Normal	Extrémité en platine	Extrémité en platine	Extrémité en platine	Normal	Extrémité en platine	Entièrement en platine
Électrode centrale	2,5 mm	0,7 mm	1,1 mm	0,7 mm	0,4 mm	0,4 mm	0,4 mm	0,4 mm ⁴
Valeur thermique disponible	9 - 27	14 - 34	16 - 22	16 - 22	16 - 27	16 - 34	16 - 24	24 - 35
Résistance	La plupart des types	La plupart des types	Tous les types	Tous les types	Tous les types	Tous les types	Tous les types	Tous les types
Haute performance	+	+++	++	++++	++++	+++++	+++++	+++++
Économie de carburant	Bonne	Optimale	Optimale	Optimale	Optimale	Optimale	Optimale	-
Durée de vie	Standard	Standard	Longue durée	Longue durée	Longue durée	Standard	Longue durée	Pour la course uniquement









¹ Bougies sans "U" dans le nom du type n'ont pas de rainure en U

² À l'exception de IU24A, IU27A, IU31A, IUF27A et IUF31A

³ Bougies avec un "Z" dans le nom du type ont une électrode de masse conique

⁴ Sauf pour les modèles à écartement superficiel.

E

Specifications	Tipo							
	 Estándar	 (ZU)	 (Tipo P+)	 (Tipo S+/SK+)	 (Tipo SV+)			
Ranura en U	✓ ¹	✓	✗	✗	✗	✓ ²	✗	✗
Electrodo de masa cónico	Ciertos tipo ³	✓	✗	✗	✗	✓ ²	✗	✗
Material electrodo de masa	Normal	Normal	Con punta de platino	Con punta de platino	Con punta de platino	Normal	Con punta de platino	Toda de platino
Electrodo central	2,5 mm	0,7 mm	1,1 mm	0,7 mm	0,4 mm	0,4 mm	0,4 mm	0,4 mm ⁴
Gama térmica disponible	9 - 27	14 - 34	16 - 22	16 - 22	16 - 27	16 - 34	16 - 24	24 - 35
Resistor	La mayoría de tipos	La mayoría de tipos	Todos los tipos	Todos los tipos	Todos los tipos	Todos los tipos	Todos los tipos	Todos los tipos
Alto rendimiento	+	+++	++	++++	++++	+++++	+++++	+++++
Ahorro de combustible	Bueno	Mejor	Mejor	óptimo	Óptimo	Óptimo	Óptimo	-
Durabilidad	Estándar	Estándar	Gran durabilidad	Gran durabilidad	Gran durabilidad	Estándar	Gran durabilidad	Sólo para competiciones









¹ Los tipos de bujías sin una "U" en el nombre del tipo carecen de ranura en U

² No aplicable a IU24A, IU27A, IU31A, IUF27A y IUF31A

³ Los tipos de bujías con una "Z" en el nombre del tipo disponen de un electrodo de masa cónico

⁴ Salvo para tipos de entrehierro superficial.

I

Specifications	Tipo							
	 Standard	 (ZU)	 (Tipo P+)	 (Tipo S+/SK+)	 (Tipo SV+)			
Scanalatura ad U	✓ ¹	✓	✗	✗	✗	✓ ²	✗	✗
Electrodo di massa a intaglio tronco-conico	Alcuni tipi ³	✓	✗	✗	✗	✓ ²	✗	✗
Materiale dell'elettrodo di massa	Normal	Normal	Con rivestimento al platino	Con rivestimento al platino	Con rivestimento al platino	Normal	Con rivestimento al platino	Con rivestimento al platino
Electrodo centrale	2,5 mm	0,7 mm	1,1 mm	0,7 mm	0,4 mm	0,4 mm	0,4 mm	0,4 mm ⁴
Gamma termica disponibile	9 - 27	14 - 34	16 - 22	16 - 22	16 - 27	16 - 34	16 - 24	24 - 35
Resistore	Per la maggior parte dei tipi	Per la maggior parte dei tipi	Tutti i tipi	Tutti i tipi	Tutti i tipi	Tutti i tipi	Tutti i tipi	Tutti i tipi
Prestazioni elevate	+	+++	++	++++	++++	+++++	+++++	+++++
Risparmio di carburante	Buono	Migliore	Migliore	Massimo	Massimo	Massimo	Massimo	-
Lebensdauer	Standard	Standard	Long Life	Long Life	Long Life	Standard	Long Life	Solo per competizione









¹ I tipi di candele senza "U" all'interno del loro nome, non hanno una scanalatura ad U

² Non applicabile alle versioni IU24A, IU27A, IU31A, IUF27A e IUF31A

³ I tipi di candele con una "Z" all'interno del loro nome hanno un elettrodo di massa a intaglio tronco-conico

⁴ Fatta eccezione per tipi a distanza di superficie.

RU

Specifications	Тип							
	 Стандартные	 (ZU)	 (P+ Тип)	 (S+/SK+Тип)	 (SV+ Тип)			
U-образная канавка	✓ ¹	✓	✗	✗	✗	✓ ²	✗	✗
Конический боковой электрод	Некоторые типы ³	✓	✗	✗	✗	✓ ²	✗	✗
Материал бокового электрода	Обычный	Обычный	Платиновая накладка	Платиновая накладка	Платиновая накладка	Обычный	Платиновая накладка	Платиновая накладка
Центральный электрод	2,5 мм	0,7 мм	1,1 мм	0,7 мм	0,4 мм	0,4 мм	0,4 мм	0,4 мм ⁴
Доступные калильные числа	9 - 27	14 - 34	16 - 22	16 - 22	16 - 27	16 - 34	16 - 24	24 - 35
Резистор	Большинство типов	Большинство типов	Все типы	Все типы	Все типы	Все типы	Все типы	Все типы
Высокий КПД	+	+++	++	++++	++++	+++++	+++++	+++++
Экономия горючего	Хорошая	Лучше	Лучше	Наилучшая	Наилучшая	Наилучшая	Наилучшая	-
Долговечность	Обычная	Обычная	Долговечная	Долговечная	Долговечная	Обычная	Долговечная	Только для гонок

¹ Типы свечей зажигания без "U" в названии типа не имеют U-образной канавки


² Не применимо к IU24A, IU27A, IU31A, IUF27A и IUF31A

³ Типы свечей зажигания с "Z" в названии типа имеют конический заземляющий электрод

⁴ ЕЗа исключением типов с плоскостным зазором.

GB


IRIDIUM POWER®



Using the world's first 0.4mm dia. Iridium center electrode, Iridium Power displays superb ignitability and low required voltage, drawing out better performance from your car:

- **Improved output**
Iridium Power has a low required voltage and a high ignitability, resulting in less misfiring and no spar, the outcome being a dramatic improvement in combustion. Engine output is thus increased.
- **Improved acceleration**
With steady ignitability, acceleration performance is improved dramatically.
- **Improved power**
The 0.4mm center electrode increases output under various driving conditions
- **Lower fuel consumption**
Even during idling ignition more output is assured, with less fuel consumption and less noise

IRIDIUM TOUGH®



Economical and long-lasting

- **A longer lifetime**
Iridium Tough lasts 5 times longer than a standard spark plug.
- **Lower fuel consumption**
Better performance with less fuel consumption
- **Improved ignitability**
Realizing high ignition performance due our patented 0,4mm diameter center electrode.
- **Improved acceleration**
With steady ignitability, acceleration performance is improved dramatically.

IRIDIUM RACING®



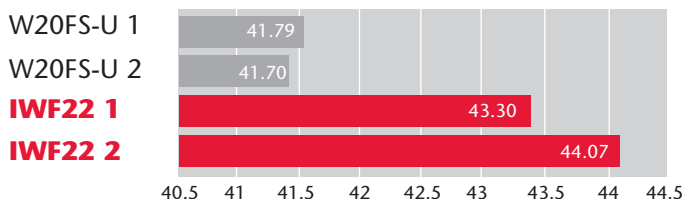
Top performance on the circuit!

Use Iridium Racing and experience a ride like never before.

- **Improved output**
More power with an ideal combustion cycle.
- **Improved acceleration**
Unbeatable acceleration performance on the circuit.

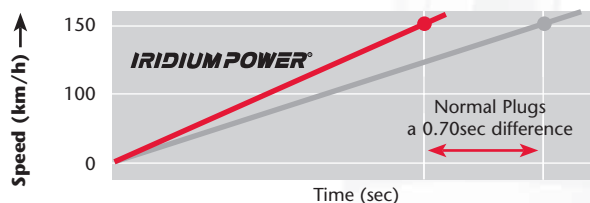
IRIDIUM POWER®

Fuel Consumption Comparison Test Data: In-Company Comparison



Test Vehicle: Honda DIO (2cycle, Single Cylinder, Air Cooled 50 cc)
Test Conditions: Speed 30 km/h, F/W 120 kg. Measured Time 10 minutes. Cooling Air Speed 30 km/h.

Iridium Power, Improved Acceleration Data: In-Company Comparison

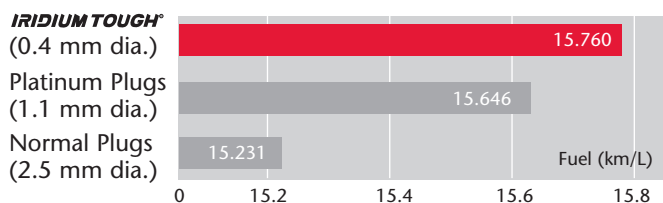


Test Vehicle: 250cc (2 cycle water-cooled, V2 cylinders)
Test Conditions: Fixed at 6th Gear, Full open acceleration from 50 km/h using automatic Driving Device.

Iridium Spark Plugs

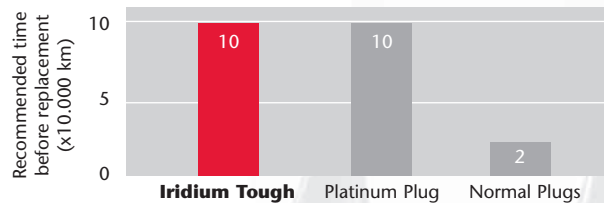
IRIDIUM TOUGH®

Fuel Consumption Comparison Test Data: In-Company Comparison



Test Vehicle: 2000 CC, 6 cylinder, 4 cycle
Test Conditions: 60 km/h on setground

Iridium Tough, A Longer Lifetime Data: In-Company Comparison



- Comparison of Durability (In-Company Comparison)
- From taxi monitoring test results. Displacement is mainly 2000cc
- Depending on the driving conditions there will be differences in endurance
- The service lifetime of Iridium Tough will depend on operating conditions and the vehicles it is installed on. (service lifetime may become shorter depending on the vehicles ignition system)

IRIDIUM RACING®

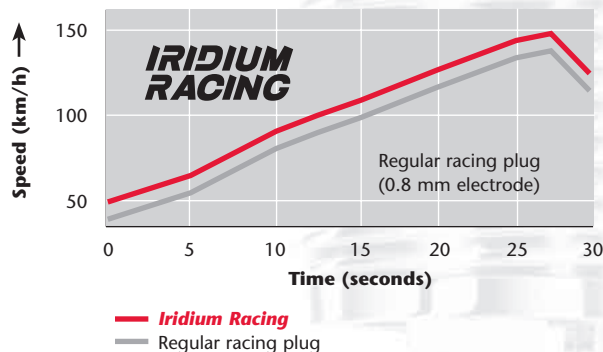
Time to reach 100 km/h (s) *

Plug	13.9	14.0
IRIDIUM RACING	13.950	
Regular racing plug (0,8 mm electrode)	13.985	

Test Vehicle: 250cc (2- cycle water cooled, 2 cylinder)
Test Conditions: R/L 50 km, then accelerating for 27 seconds at full throttle (locked in 6th gear)


* The data shown is from internal studies. Also, the "regular racing plug" referred to here is a DENSO product.

Iridium Racing, Improved Acceleration Data: In-Company Comparison



D


IRIDIUM POWER®



Unter Verwendung der weltweit kleinsten Mittelelektrode von 0,4 mm Durchmesser, besitzt die Iridium Power Zündkerze eine ausgezeichnete Zündleistung auch bei niedriger Spannung und holt damit eine bessere Leistung aus Ihrem Auto heraus:

- **Verbesserte Leistung**
Iridium Power besitzt auch bei niedriger Spannung eine hohe Zündfähigkeit, dies führt zu weniger Fehlzündungen und vermindert Fehlfunken. Das Ergebnis ist eine drastische Verbesserung der Verbrennung und einer Verbesserung der Motorleistung.
- **Verbesserte Antriebsleistung**
With steady ignitability, acceleration performance is improved dramatically.
- **Improved power**
Die 0,4-mm-Mittelelektrode verbessert die Leistung unter verschiedenen Fahrbedingungen.
- **Geringerer Kraftstoffverbrauch**
Sogar während des Leerlaufs ist Zündleistung sichergestellt, mit niedrigerem Kraftstoffverbrauch und geringeren Nebengeräuschen.

IRIDIUM TOUGH®



Ökonomisch und langlebig

- **Längere Lebensdauer**
Iridium Tough hat eine 5-mal längere Lebensdauer als eine Standardzündkerze.
- **Geringerer Kraftstoffverbrauch**
Bessere Leistung mit niedrigerem Kraftstoffverbrauch
- **Verbesserte Zündfähigkeit**
Realisiert hohe Zündleistung durch unsere patentierte Mittelelektrode mit 0,4 mm Durchmesser.
- **Verbesserte Beschleunigung**
Durch konstante Zündfähigkeit wird die Beschleunigungsleistung drastisch verbessert.

IRIDIUM RACING®

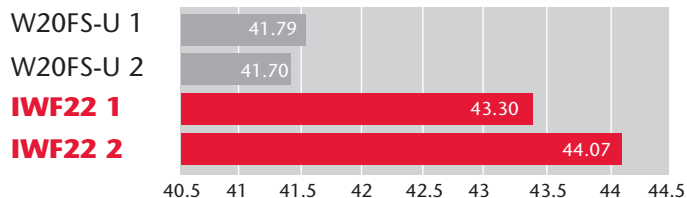


Topleistung auf der Rennstrecke! Verwenden Sie Iridium Racing und erleben Sie eine Fahrt wie noch nie zuvor.

- **Verbesserte Leistung**
Größere Antriebskraft mit einem idealen Verbrennungstakt.
- **Verbesserte Beschleunigung**
Unschlagbare Beschleunigungsleistung auf der Rennstrecke.

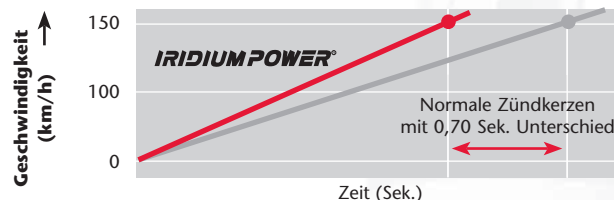
IRIDIUM POWER®

Testergebnisse zum Kraftstoffverbrauch Daten: Firmeninterner Vergleich



Testfahrzeug: Honda DIO (2-Takter, Einzylinder, luftgekühlt 50 ccm)
Testbedingungen: Geschwindigkeit 30 km/h, F/W 120 kg, Messzeit 10 Minuten, Kühlluftgeschwindigkeit 30 km/h

Iridium Power, verbesserte Beschleunigung Daten: Firmeninterner Vergleich

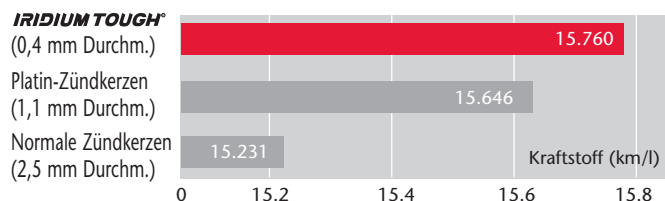


Testfahrzeug: 250 ccm (2-Takter, wassergekühlt, V2-Zylinder)
Testbedingungen: Fest im 6. Gang, voll geöffnetes Gaspedal ab 50 km/h mit automatischem Steuergerät.

Iridium Spark Plugs

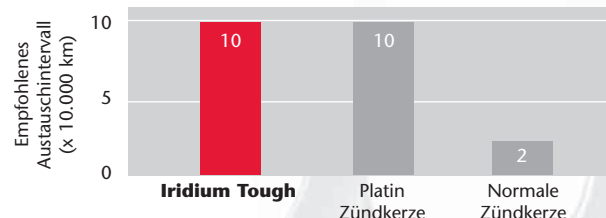
IRIDIUM TOUGH®

Testergebnisse zum Kraftstoffverbrauch Daten: Firmeninterner Vergleich



Testfahrzeug: 2000 ccm, 6 Zyl., 4-Takter
Testbedingungen: 60 km/h auf festem Grund

Iridium Tough, längere Lebensdauer Daten: Firmeninterner Vergleich



- Vergleich der Langlebigkeit (firmeninterner Vergleich)
- Ergebnisse einer Langzeitstudie mit Taxis (Hubraum überwiegend 2000 ccm)
- Die Langlebigkeit kann je nach den Fahrbedingungen unterschiedlich sein
- Die Lebensdauer von Iridium Tough ist abhängig von den Betriebsbedingungen und dem Fahrzeug, in dem die Kerzen eingebaut sind (die Lebensdauer kann sich je nach Zündanlage des Fahrzeugs verkürzen).

IRIDIUM RACING®

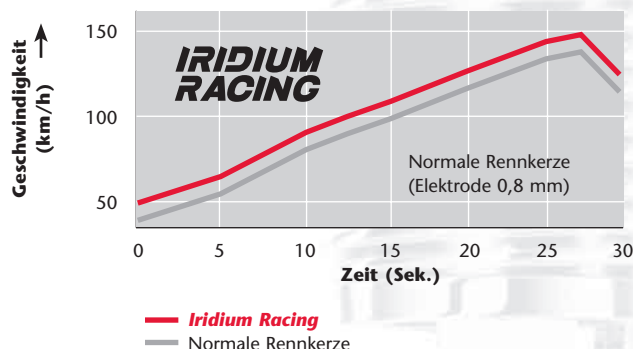
Zeit bis Erreichen von 100 km/h (in Sek.)*

Zündkerze	13.9	14.0
IRIDIUM RACING	13.950	
Normale Rennkerze (Elektrode 0,8 mm)	13.985	

Testfahrzeug: 250 ccm (2-Takter, wassergekühlt, 2-Zylinder)
Testbedingungen: R/L 50 km, dann 27 Sekunden lang Vollgas (fest im 6. Gang)

* Die genannten Daten stammen aus internen Studien. Die erwähnte "normale Rennkerze" ist ebenfalls ein DENSO-Produkt.


Iridium Racing, verbesserte Beschleunigung Daten: Firmeninterner Vergleich



F

Iridium Spark Plugs

IRIDIUM POWER®



Utilisant pour la première fois au monde un diamètre de l'électrode centrale de 0,4 mm, l'Iridium Power, possède une grande sensibilité à l'allumage et requiert une faible tension permettant à votre véhicule d'améliorer ses performances.

- **Meilleurs résultats**
L'Iridium Power requiert une faible tension et possède une grande sensibilité à l'allumage, d'où peu de ratés et pas d'à-coups. La combustion est sensiblement optimisée. Le moteur produit de meilleures performances.
- **Meilleure accélération**
Grâce à une sensibilité stable à l'allumage, l'accélération est considérablement améliorée.
- **Plus de puissance**
L'électrode centrale de 0,4 mm améliore les performances, quelles que soient les conditions de conduite.
- **Consommation plus faible**
Même au ralenti, les performances sont accrues, nécessitant moins de carburant et réduisant le bruit.

IRIDIUM TOUGH®



Economie et durabilité

- **Une plus longue durée de vie**
L'Iridium Tough dure cinq fois plus longtemps qu'une bougie classique.
- **Consommation plus faible**
De meilleures performances avec moins de carburant
- **Plus grande sensibilité à l'allumage**
Haute sensibilité à l'allumage grâce à notre électrode centrale brevetée de 0,4 mm de diamètre.
- **Meilleure accélération**
Grâce à une sensibilité stable à l'allumage, l'accélération est considérablement améliorée.

IRIDIUM RACING®



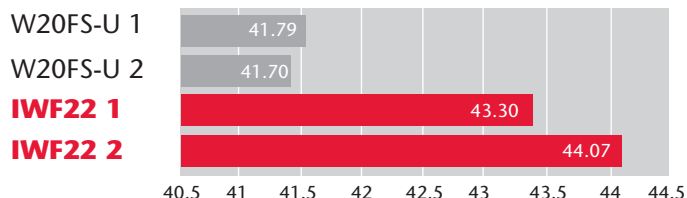
Des performances optimales sur circuit ! Avec l'Iridium Racing, entrez dans une nouvelle dimension.

- **Meilleurs résultats**
Plus de puissance avec un cycle de combustion idéal.
- **Meilleure accélération**
Accélération inégalée sur circuit.

IRIDIUM POWER®

Résultats des test de comparaison de la consommation de carburant

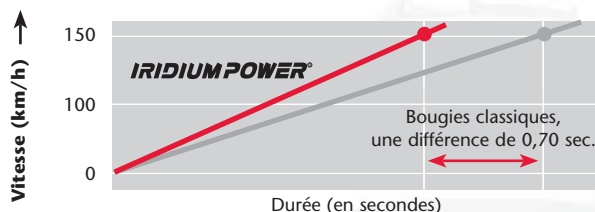
Données: Comparaison effectuée en interne



Véhicule testé: Honda DIO (2 temps, monocylindre, 50 cc à refroidissement par air)
Conditions du test: Vitesse de 30 km/h, F/W 120 kg. Temps mesuré de 10 minutes. Vitesse d'air de refroidissement de 30 km/h.

Iridium Power, Données d'accélération améliorée

Données: Comparaison effectuée en interne



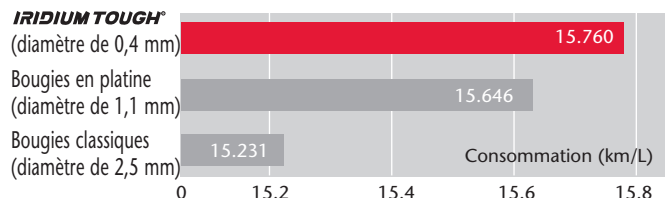
Véhicule testé: 250 cc (2 temps, refroidissement par eau, 2 cylindres en V)
Conditions du test: Fixe en 6^{ème}, pleine accélération à partir de 50 km/h en utilisant un dispositif de pilotage automatique.

Iridium Spark Plugs

IRIDIUM TOUGH®

Datos de prueba de comparación de consumo de combustible

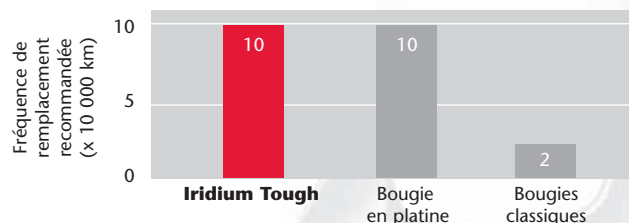
Données: Comparaison effectuée en interne



Véhicule testé: 2 000 cc, 6 cyl, 4 temps
Conditions du test: 60 km/h sur un terrain défini.

Iridium Tough, Une plus longue durée de vie.

Données: Comparaison effectuée en interne



- Comparaison de durabilité (comparaison effectuée en interne)
- À partir des résultats de tests de surveillance de taxis. Cylindrée principalement de 2 000 cc
- Différence d'endurance dépendant des conditions de conduite
- La durée de vie d'Iridium Tough dépend des conditions d'utilisation et du véhicule. (La durée de vie peut être réduite selon le système d'allumage des véhicules)

IRIDIUM RACING®

Temps mesuré pour atteindre 100 km/h (s) *

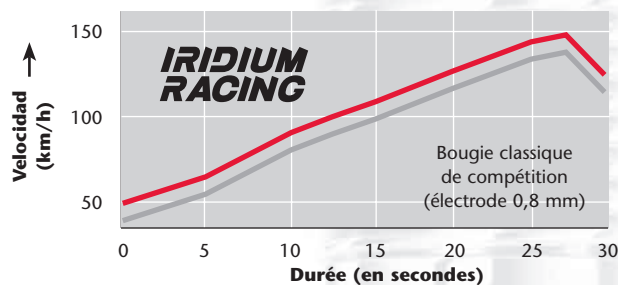
Bougie	13.9	14.0
IRIDIUM RACING	13.950	
Bougie classique de compétition (électrode 0,8 mm)	13.985	

Véhicule test : 250 cc (2 temps, refroidissement par eau, 2 cylindres)
Conditions du test : R/L 50 km, puis accélération pleins gaz pendant 27 secondes (en restant en 6^{ème})

* Les données indiquées proviennent d'études internes.
 La " bougie classique de compétition " mentionnée ici est un produit DENSO.

Iridium Racing, Accélération améliorée


Données: Comparaison effectuée en interne



E

Iridium Spark Plugs


IRIDIUM POWER®



Utilizando el primer electrodo central de iridio de 0.4mm de diámetro, Iridium Power muestra un excelente encendido y requiere de un bajo voltaje, logrando un mejor rendimiento de su automóvil:

- **Rendimiento mejorado**
Iridium Power requiere bajo voltaje y cuenta con alto encendido, reduciéndose así tanto los fallos de encendido como las chispas fallidas, resultando en una sustancial mejora de la combustión. Por lo tanto, se aumenta el rendimiento del motor.
- **Aceleración mejorada**
El encendido estable aumenta considerablemente el rendimiento de aceleración.
- **Mayor potencia**
El electrodo central de 0,4 mm aumenta el rendimiento bajo diversas condiciones de conducción.
- **Menor consumo de combustible**
Aún con un encendido sin carga se asegura un mayor rendimiento, con menor consumo de combustible y menos ruido

IRIDIUM TOUGH®



Económica y de gran durabilidad

- **Mayor durabilidad**
La durabilidad de Iridium Tough es 5 veces mayor que la de una bujía convencional.
- **Menor consumo de combustible**
Mejor rendimiento con menor consumo de combustible
- **Encendido mejorado**
Alto rendimiento de encendido gracias a nuestro patentado electrodo central de 0,4mm de diámetro.
- **Aceleración mejorada**
El encendido estable aumenta considerablemente el rendimiento de aceleración.

IRIDIUM RACING®



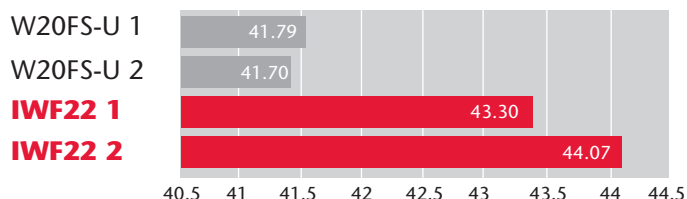
¡Máximo rendimiento en la pista! Utilice Iridium Racing y experimente un trayecto como nunca lo ha vivido.

- **Rendimiento mejorado**
Mayor potencia con un ciclo de combustión ideal.
- **Aceleración mejorada**
Insuperable rendimiento de aceleración en la pista.

IRIDIUM POWER®

Datos de prueba de comparación de consumo de combustible

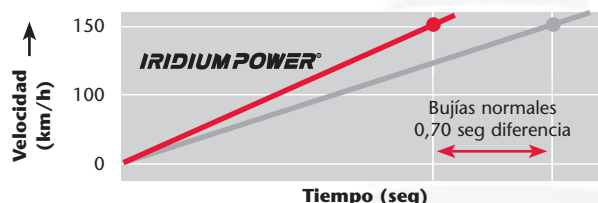
Datos: Prueba en cámara



Vehículo de prueba: Honda DIO (2 tiempos, un solo cilindro, refrigerado por aire 50 cc)
Condiciones de prueba: Velocidad 30 km/h, F/W 120 kg, tiempo medido: 10 minutos. Velocidad de aire refrigerante 30 km/h.

Iridium Power, datos de mejora de aceleración

Datos: Prueba en cámara



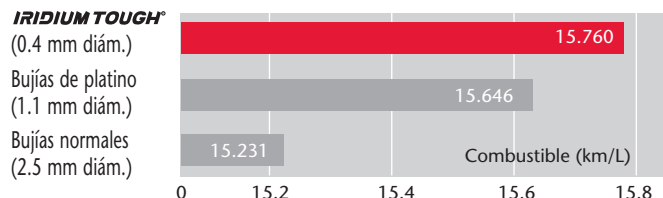
Vehículo de prueba: 250cc (2 tiempos refrigerado por agua, 2 cilindros en V)
Condiciones de prueba: Fijado en la 6ª marcha, aceleración total 50 km/h utilizando dispositivos de conducción automática.

Iridium Spark Plugs

IRIDIUM TOUGH®

Résultats des test de comparaison de la consommation de carburant

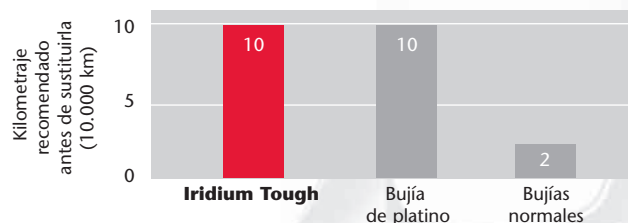
Datos: Prueba en cámara



Vehículo de prueba: 2000cc, 6 cilindros, 4 tiempos
Condiciones de prueba: 60 km/h sobre pista tierra.

Iridium Tough, datos de larga duración

Datos: Prueba en cámara



- Comparación de durabilidad (prueba en cámara)
- De los resultados de prueba en rodadura Sustitución la cilindrada es principalmente 2000cc
- Dependiendo de las condiciones de conducción habrá diferencias en resistencia
- La vida útil de la Iridium Tough dependerá de las condiciones de funcionamiento y de los vehículos en los que se instale (la vida útil podrá ser menor dependiendo del sistema de encendido del vehículo)

IRIDIUM RACING®

Tiempo para alcanzar 100 km/h (s) *

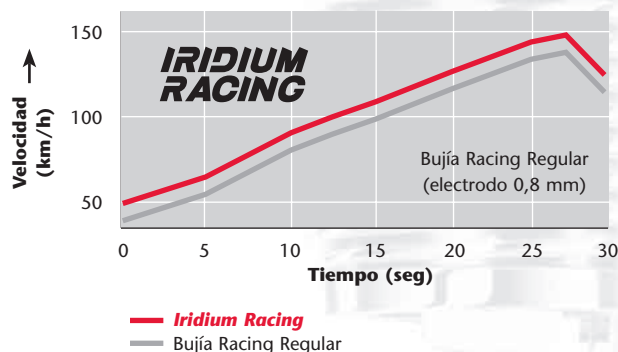
Bujía	13.9	14.0
IRIDIUM RACING	13.950	
Bujía Racing Regular (electrodo 0,8 mm)	13.985	

Vehículo de prueba: 250cc (2 tiempos refrigerado por agua, 2 cilindros)
Condiciones de prueba: R/L 50 km, luego acelerar durante 27 segundos al máximo (mantenerlo en 6ª marcha)

* Los datos mostrados son de estudios internos. También la "bujía Racing Regular" aquí indicada es un producto DENSO.


Iridium Racing, aceleración mejorada

Datos: Prueba en cámara



I

IRIDIUM POWER®



Utilizzando il primo elettrodo centrale all'iridio al mondo, da 0,4 mm di diametro, la candela Iridium Power offre una capacità di accensione eccezionale e richiede una tensione poco elevata, garantendo alla propria automobile delle prestazioni migliori:

- **Miglior rendimento**
L'Iridium Power utilizza bassa tensione e garantisce un'elevata capacità di accensione, il che significa meno accensioni mancate e nessuna pre-accensione, fornendo così un sensibile miglioramento della combustione e aumentando di conseguenza la resa del motore.
- **Migliore accelerazione**
Grazie ad una capacità di accensione stabile, le prestazioni in fatto di accelerazione vengono sensibilmente migliorate.
- **Maggiore potenza**
L'elettrodo centrale da 0,4 mm contribuisce all'aumento di potenza nelle condizioni di guida più svariate.
- **Riduzione del consumo di combustibile**
Anche durante le pause d'accensione, viene garantita una maggiore potenza, con una riduzione nel consumo di carburante e una minore rumorosità

IRIDIUM TOUGH®



Economica e duratura

- **Una maggiore durata**
L'Iridium Tough dura 5 volte di più di una candela normale.
- **Riduzione del consumo di carburante**
Migliori prestazioni con minor consumo di carburante
- **Migliore capacità di accensione**
Le prestazioni elevate in fatto di accensione si devono al nostro elettrodo centrale, brevettato, con un diametro da 0,4mm.
- **Accelerazione migliorata**
Con una capacità di accensione stabile, le prestazioni in fatto di accelerazione vengono sensibilmente migliorate.

IRIDIUM RACING®



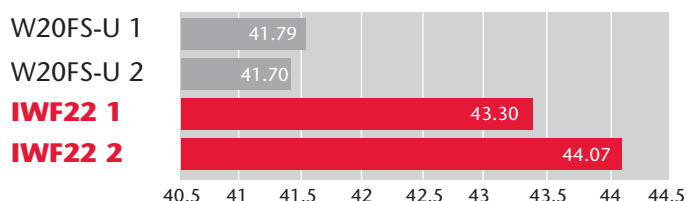
Prestazioni di punta su circuito! Utilizzate l'Iridium Racing e godetevi una corsa come non avete mai provato prima d'ora.

- **Miglior rendimento**
Maggiore potenza, grazie ad un ciclo di combustione ideale.
- **Accelerazione migliorata**
Prestazioni imbattibili di accelerazione su circuito.

IRIDIUM POWER®

Comparazione del consumo di carburante

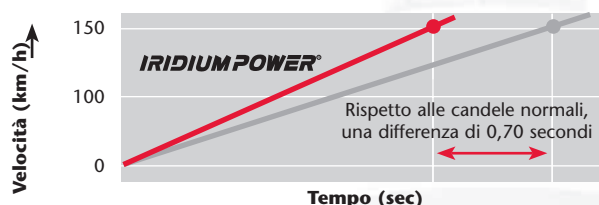
Dati: Comparazione effettuata presso l'azienda



Veicolo del test: Honda DIO (2 tempi, monocilindrica, raffreddata ad aria, 50 cc)
Condizioni del test: Velocità 30 km/h, peso al completo 120 kg. Tempo di misurazione: 10 minuti. Velocità dell'aria di raffreddamento: 30 km/h

Iridium Power, data sul miglioramento dell'accelerazione

Dati: Comparazione effettuata presso l'azienda



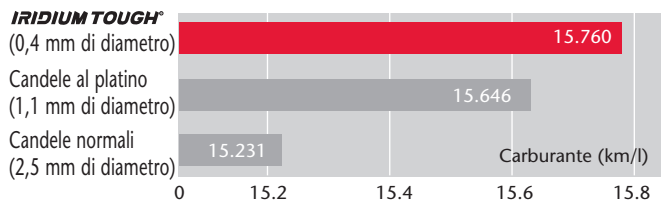
Veicolo del test: 250 cc (2 tempi, raffreddato ad acqua, 2 cilindri a V)
Condizioni del test: Cambio fisso in 6a marcia, accelerazione a fondo corsa, da 50 km/h, utilizzando il dispositivo di guida automatico.

Iridium Spark Plugs

IRIDIUM TOUGH®

Comparazione del consumo di carburante

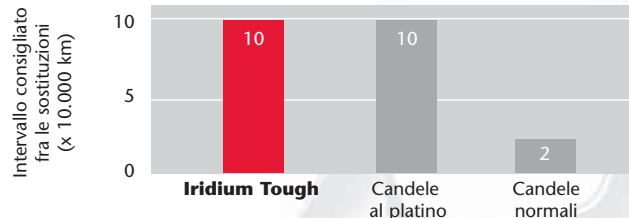
Dati: Comparazione effettuata presso l'azienda



Veicolo del test: 2000 cc, 6 cilindri, 4 tempi
Condizioni del test: A 60 km/h, su pista predisposta

Iridium Tough, una durata di vita più lunga

Dati: Comparazione effettuata presso l'azienda



- Comparazione di durata (effettuata presso l'azienda)
- Risultati del test dal monitoraggio di un taxi. La cilindrata è prevalentemente di 2000 cc
- A seconda delle condizioni di guida, vi saranno differenze rispetto alla durata
- La durata di vita di servizio delle candele Iridium Tough dipenderà dalle condizioni operative e dal veicolo su cui saranno state installate. (La durata di vita di servizio può essere più breve, a seconda del sistema d'accensione del veicolo.)

IRIDIUM RACING®

Tempo per raggiungere i 100 km/h (in secondi) *

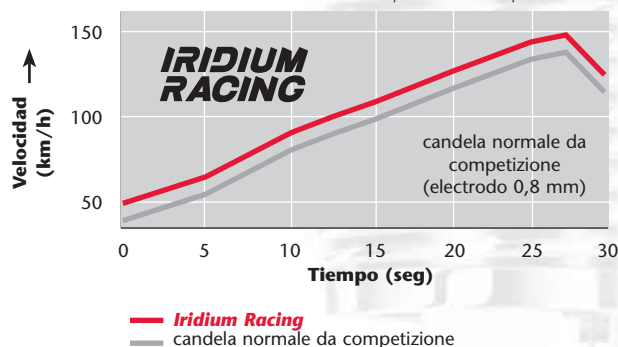
Candela	13.9	14.0
IRIDIUM RACING	13.950	
Candela normale da competizione (con elettrodo da 0,8 mm)	13.985	

Veicolo del test: 250 cc (2 tempi, raffreddato ad acqua, 2 cilindri a V)
Condizioni del test: L/D 50 km, quindi accelerazione per 27 secondi a tutto gas (marcia bloccata in 6a)

* I dati illustrati provengono da studi interni. Inoltre, la "candela normale da competizione" di riferimento, è in questo caso un prodotto DENSO.


Iridium Racing, accelerazione migliorat

Dati: Comparazione effettuata presso l'azienda



RU

IRIDIUM POWER®



Свечи Iridium Power, впервые в мире использующие иридиевый центральный электрод диаметром 0,4 мм, демонстрируют замечательную воспламеняемость и низкое требуемое напряжение, обеспечивая более высокий КПД вашего автомобиля:

• **Улучшение отдачи**

Свечи Iridium Power характеризуются пониженным напряжением и высокой воспламеняемостью, гарантируя снижение пропусков и сбоев зажигания при значительном улучшении сгорания. За счет этого возрастает отдача двигателя.

• **Улучшение ускорения**

Благодаря устойчивому зажиганию, значительно улучшаются динамические характеристики.

• **Повышение мощности**

Центральный электрод диаметром 0,4 мм повышает мощность при разнообразных условиях езды на автомобиле

• **Снижение расхода горючего**

Даже на холостом ходу обеспечивается лучшая отдача с одновременным снижением расхода горючего и меньшем шуме

IRIDIUM TOUGH®



Экономичные и долговечные

• **Увеличенный срок службы**

Свечи Iridium Tough служат в 5 раз дольше обычных свечей зажигания.

• **Снижение расхода горючего**

Более высокий КПД при одновременном снижении расхода горючего

• **Улучшение воспламеняемости**

Реализованы более высокие характеристики зажигания благодаря нашему запатентованному центральному электроду диаметром 0,4 мм.

• **Улучшение динамических характеристик**

Благодаря устойчивой воспламеняемости значительно улучшаются динамические характеристики.

IRIDIUM RACING®



Наивысшая производительность на гоночной трассе! Используйте свечи марки Iridium Racing и вы сможете оценить гонки как никогда раньше.

• **Улучшение отдачи**

Больше мощности при идеальном цикле зажигания.

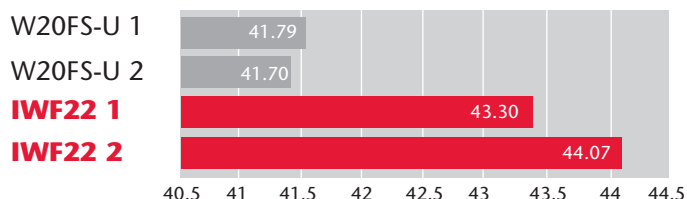
• **Улучшение динамических характеристик**

Непревзойденные динамические характеристики на гоночной трассе.

IRIDIUM POWER®

Сравнительный тест расхода горючего

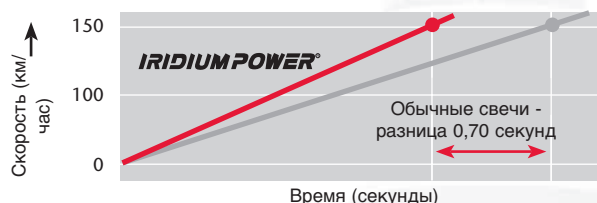
Данные: Сравнение внутри фирмы



Тестируемое транспортное средство: Honda DIO (2-тактный 1-цилиндровый двиг., воздушное охлаждение, 50 куб. см)
 Условия теста: скорость 30 км/час, полный вес 120 кг, длительность измерения 10 мин., скорость охлаждающего воздуха 30 км/час

Свечи зажигания Iridium Power, улучшение показателей разгона

Данные: Сравнение внутри фирмы



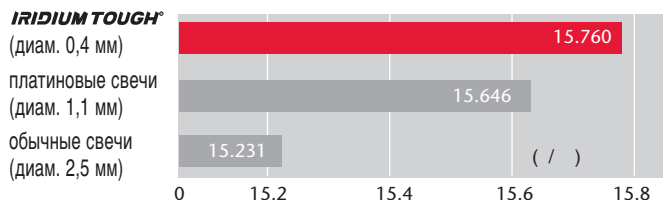
Испытуемое транспортное средство: 250 куб. см (2-цил. двигатель с водяным охлаждением, схема цил. V2)
 Условия теста: Зафиксированная 6-я передача; дроссельная заслонка, открытая полностью от 50 км/час, с использованием устройства автоматического вождения.

Iridium Spark Plugs

IRIDIUM TOUGH®

Сравнительный тест расхода горючего

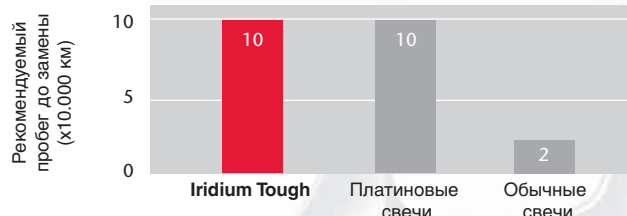
Данные: Сравнение внутри фирмы 'azienda



Испытуемое транспортное средство: 2000 куб.см, 6 цили. 4-такт. двиг.
 Условия теста: 60 км/час, твердый грунт.

Свечи зажигания Iridium Tough, улучшенные показатели срока службы

Данные: Сравнение внутри фирмы 'azienda



- Сравнение долговечности (внутрифирменное сравнение)
- Результаты тестов для такси. Объем двигателя преимущественно 2000 куб. см
- В зависимости от условий вождения могут быть различия в стойкости
- Долговечность свечей Iridium Tough будет зависеть от условий работы и типов автомобилей, на которых они установлены (срок службы может оказаться короче в зависимости от системы зажигания автомобиля)

IRIDIUM RACING®

Время разгона до 100 км/час (с) *

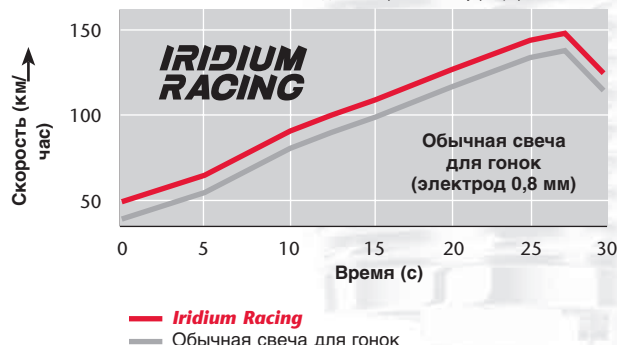
Свеча	13.9	14.0
IRIDIUM RACING	13.950	
Обычная свеча для гонок (электрод 0,8 мм)	13.985	

Трансп. ср-во: 250 куб. см (2-тактный, 2-цилиндровый двиг. с водяным охлаждением)
 Условия: Разгон до 50 км/час, затем полный газ в течение 27 с (на 6-й передаче)

* Приведены внутрифирменные данные. К тому же, "Обычная свеча для гонок" – это продукция DENSO.

Свечи зажигания Iridium Racing, улучшение разгона

Данные: Сравнение внутри фирмы 'azienda





NON RESISTOR	RESISTOR	ZU (PLATINUM)	IRIDIUM POWER	IRIDIUM TOUGH	IRIDIUM RACING
	J14CR-U		IW16	VW16	
J16A-U11	J16AR-U11				
J16AY					
J16B-U11	J16BR-U				
	J16BR-U11				
	J16CR-U		IW16	VW16	
	J16HR-U10				
	K16GPR-U11	K16PR-ZU11			
	K16HPR-U11		IKH16	VKH16	
	K16PR-L11	K16PR-ZU11	IK16	VK16	
	K16PR-P11	K16PR-ZU11	IK16	VK16	
	K16PR-TP11	K16PR-ZU11	IK16	VK16	
K16P-U	K16PR-U	K16PR-ZU11	IK16	VK16	
K16P-U11	K16PR-U11	K16PR-ZU11	IK16	VK16	
	K16R-U		IK16	VK16	
	K16R-U11		IK16	VK16	
	K16TNR-S9	K16PR-ZU11	IK16	VK16	
	K16TR11	K16PR-ZU11	IK16	VK16	
	K20BR-S10	K20PR-ZU11	IK20	VK20	
	K20DTR-S11				
	K20HR-U11		IKH20	VKH20	
	K20PBR	K20PR-ZU11	IK20	VK20	
	K20PBR-S10	K20PR-ZU11	IK20	VK20	
	K20PR-L11	K20PR-ZU11	IK20	VK20	
	K20PR-TP11	K20PR-ZU11	IK20	VK20	
	K20PR-U	K20PR-ZU11	IK20	VK20	
	K20PR-U11	K20PR-ZU11	IK20	VK20	
	K20PTR-S		IK20	VK20	
K20-U	K20R-U		IK20	VK20	
K20-U11	K20R-U11		IK20	VK20	
	K20TNR	K20PR-ZU11	IK20	VK20	
	K20TNR-S	K20PR-ZU11	IK20	VK20	
	K20TNR-S9	K20PR-ZU11	IK20	VK20	
	K20TR11	K20PR-ZU11	IK20	VK20	
	K20TXR	K20PR-ZU11	IK20	VK20	
K22PB	K22PBR-S	K22PR-ZU	IK22	VK22	
	K22PR-L11	K22PR-ZU	IK22	VK22	
	K22PR-U	K22PR-ZU	IK22	VK22	
	K22PR-U11	K22PR-ZU	IK22	VK22	
K22TM11	K22TMR11/SI	K22PR-ZU	IK22	VK22	
	K22TNR-S	K22PR-ZU	IK22	VK22	
	K24PR-U11	K24PR-ZU	IK24		IK01-24/IK02-24
	KJ14CR-L11		IK16	VK16	
	KJ16CR11		IK16	VK16	
	KJ16CR-L11		IK16	VK16	
	KJ16CR-U11		IK16	VK16	
	KJ20CR11		IK20	VK20	
	KJ20CR-L11		IK20	VK20	
	KJ20DR-M11		IK20	VK20	
	KJ20SR11		IK20	VK20	
	KJ22CR-L11		IK22	VK22	
	KJ22CR-L8		IK22	VK22	
L14-U					
M14					
M17					
M22					

NON RESISTOR	RESISTOR	ZU (PLATINUM)	IRIDIUM POWER	IRIDIUM TOUGH	IRIDIUM RACING
M24S					
MA9P-U	MA9PR-U				
MA16P-U	MA16PR-U				
	MA16PR-U11				
MA20P-U	MA20PR-U				
MW17					
	N24EXRB		IU24		IU01-24
	Q14R-U11				
	Q16PR-U	Q16PR-ZU11	IQ16	VQ16	
Q16P-U11	Q16PR-U11	Q16PR-ZU11	IQ16	VQ16	
	Q16PR-U15	Q16PR-ZU11	IQ16	VQ16	
	Q16R-U	Q16PR-ZU11	IQ16	VQ16	
Q16-U11	Q16R-U11	Q16PR-ZU11	IQ16	VQ16	
Q20P-U	Q20PR-U	Q20PR-ZU11	IQ20	VQ20	
Q20P-U11	Q20PR-U11	Q20PR-ZU11	IQ20	VQ20	
	Q20R-U	Q20PR-ZU11	IQ20	VQ20	
Q20-U11	Q20R-U11	Q20PR-ZU11	IQ20	VQ20	
Q22P-U	Q22PR-U	Q22PR-ZU	IQ22	VQ22	
	Q22PR-U11	Q22PR-ZU	IQ22	VQ22	
		Q24PR-ZU	IQ24		IQ01-24/IQ02-24
QJ14C11					
	QJ16AR-U				
	QJ16AR-U11				
	QJ16CR11		IQ16	VQ16	
	QJ16HR-U9				
	QJ20CR11		IQ20	VQ20	
	S-27				IRE01-27
	S-29A				IRE01-27
	S-31A				IRE01-31
SF-10					
SF-24					
SF-50					
SF-51					
	T14PR-U		ITF16		
	T14PR-U15		ITF16		
	T16EPR-U		IT16	VT16	
	T16EPR-U15		IT16	VT16	
	T16NR-U11		IT16	VT16	
T16P-U	T16PR-U		ITF16		
	T16PR-U11		ITF16		
	T16PR-U15		ITF16		
	T16PR-U20		ITF16		
	T16R-U		ITF16		
	T16R-U15		ITF16		
	T16VR-U10		ITV16		
T20EP-U	T20EPR-U		IT20	VT20	
	T20EPR-U15		IT20	VT20	
T20M-U					
T20MP-U					
	T20NR-U11		IT20	VT20	
T20P-U	T20PR-U		ITF20		
	T20PR-U11		ITF20		
	T20PR-U15		ITF20		
	T20R-U		ITF20		
T22EP-U			IT22		
T22M-U					
T22MP-U					
TR20		W20FS-ZU	IWF20		
TR22		W22FS-ZU	IWF22		
TR22-10		W22FS-ZU	IWF22		
TR24		W24FS-ZU	IWF24		
TR24-10		W24FS-ZU	IWF24		
U14FS-UB	U14FSR-UB				
	U16FER9				
U16FS-U	U16FSR-U				
U16FS-UB	U16FSR-UB				
	U20EPR9		IU20		
	U20ESR-N		IU20		
U20FS-U	U20FSR-U	U20FS-ZU	IUF22		
U22ES-N	U22ESR-N		IU22		
	U22ETR				
	U22FER9				
U22FS-U	U22FSR-U	U22FS-ZU	IUF22		
U24ES-N	U24ESR-N	U24ESR-NZU	IU24		IU01-24
	U24ESR-NB	U24ESR-NZU	IU24		IU01-24

NON RESISTOR	RESISTOR	ZU (PLATINUM)	IRIDIUM POWER	IRIDIUM TOUGH	IRIDIUM RACING
	U24ETR	U24ESR-NZU	IU24A		IU01-24
U24FE9	U24FER9	U24ESR-NZU	IUH24		IU01-24
	U24FSR-C		IUF24		
U24FS-U	U24FSR-U		IUF24		
U27ES-N	U27ESR-N	U27ESR-NZU	IU27		IU01-27/RU01-27
	U27ESR-NB	U27ESR-NZU	IU27		IU01-27/RU01-27
	U27ETR	U27ESR-NZU	IU27A		IU01-27/RU01-27
U27FE9	U27FER9	U27ESR-NZU	IUH27		IU01-27/RU01-27
	U31ESR-N	U31ESR-NZU	IU31		IU01-31/RU01-31
	U31ETR	U31ESR-NZU	IU31A		IU01-31/RU01-31
	U31FER9	U31ESR-NZU			IU01-31/RU01-31
W9-U					
W9EP	W9EPR				
W9EX-U	W9EXR-U				
	W9EXR-U/Cu				
W9FP					
W9FP-UL					
W9LM-US	W9LMR-US				
W9P-U	W9PR-U				
W14-U					
W14-US					
W14E					
	W14EKR-S11				
W14EP-U	W14EPR-U				
W14EX-U	W14EXR-U				
W14EX-U11	W14EXR-U11				
	W14EXR-U13				
	W14EXR-U15				
	W14FPR				
W14FP-U	W14FPR-U				
W14FP-UL	W14FPR-UL				
W14FP-UL10	W14FPR-UL10				
	W14FR-L				
W14F-U	W14FR-U				
W14L					
W14LM-U					
W14LM-US	W14LMR-US				
W14M-U	W14MR-U				
W14M-U10					
W14M-US					
W14MP-U10	W14MPR-U10				
W14P-U	W14PR-U				
W16EPB-10			IW16	VW16	
	W16EKR-S11		IW16	VW16	
	W16EPR	W16EXR-ZU	IW16	VW16	
W16EP11	W16EPR11	W16EXR-ZU	IW16	VW16	
	W16EPR-S11				
W16EP-U	W16EPR-U	W16EXR-ZU	IW16	VW16	
	W16EPR-U10	W16EXR-ZU	IW16	VW16	
W16EP-U11	W16EPR-U11	W16EXR-ZU	IW16	VW16	
W16ES-U	W16ESR-U				
	W16ETR-S		IW16	VW16	
W16EX-U	W16EXR-U	W16EXR-ZU	IW16	VW16	
W16EX-U11	W16EXR-U11	W16EXR-ZU	IW16	VW16	
W16EX-U13	W16EXR-U13	W16EXR-ZU	IW16	VW16	
	W16FPR		IWF16		
W16FP-U	W16FPR-U		IWF16		
W16FP-UL			IWF16		
W16FS-U			IWF16		
	W16FSR		IWF16		
W16LS					
W16P-U	W16PR-U				
W16S-U					
	W20EKR-S11		IW20	VW20	
	W20EPBR-S		IW20	VW20	
	W20EPR	W20EPR-ZU	IW20	VW20	
W20EP11	W20EPR11	W20EPR-ZU	IW20	VW20	
W20EP-S11	W20EPR-S11		IW20	VW20	
W20EP-U	W20EPR-U	W20EPR-ZU	IW20	VW20	
	W20EPR-U10	W20EPR-ZU	IW20	VW20	
W20EP-U11	W20EPR-U11	W20EPR-ZU	IW20	VW20	
W20EPB			IW20	VW20	
W20ES-U	W20ESR-U				
	W20ETR-L		IW20	VW20	
	W20ETR-L8		IW20	VW20	

NON RESISTOR	RESISTOR	ZU (PLATINUM)	IRIDIUM POWER	IRIDIUM TOUGH	IRIDIUM RACING
W20ET-S	W20ETR-S		IW20	VW20	
W20EX-U	W20EXR-U	W20EPR-ZU	IW20	VW20	
W20EX-U11	W20EXR-U11	W20EPR-ZU	IW20	VW20	
W20EX-U13	W20EXR-U13	W20EPR-ZU	IW20	VW20	
W20FP-L	W20FPR-L	W20FS-ZU	IWF20		
W20FP-U	W20FPR-U	W20FS-ZU	IWF20		
W20FP-U10	W20FPR-U10	W20FS-ZU	IWF20		
	W20FR-L	W20FS-ZU	IWF20		
W20FS	W20FSR	W20FS-ZU	IWF20		
W20FS-U	W20FSR-U	W20FS-ZU	IWF20		
W20M-U	W20MR-U				
W20M-US					
W20MP-U					
W20MP-U10	W20MPR-U10				
W20P-U	W20PR-U				
W20S-U	W20SR-U				
	W22EBR				
	W22EDR14				
	W22EKR-S11		IW22	VW22	
W22EP11	W22EPR11	W22EPR-ZU	IW22	VW22	
	W22EPR-S11		IW22	VW22	
W22EP-U	W22EPR-U	W22EPR-ZU	IW22	VW22	
W22EP-U11	W22EPR-U11	W22EPR-ZU	IW22	VW22	
W22EPB			IW22	VW22	
W22ES-U	W22ESR-U	W22ES-ZU			
	W22ETR-L		IW22	VW22	
	W22ETR-L8		IW22	VW22	
W22EX-U	W22EXR-U		IW22	VW22	
W22FP-U	W22FPR-U	W22FS-ZU	IWF22		
W22FP-U10		W22FS-ZU	IWF22		
	W22FSR	W22FS-ZU	IWF22		
W22FS-U		W22FS-ZU	IWF22		
W22M-U					
W22M-US					
W22MP-U	W22MPR-U				
W22MP-US					
W22S-U					
	W24EMR-C		IWM24		
W24EP-U	W24EPR-U		IW24		IW01-24
	W24ESR	W24ES-ZU	IW24		IW01-24
W24ES-U	W24ESR-U	W24ES-ZU	IW24		IW01-24
W24ES-V	W24ESR-V	W24ES-ZU	IW24		IW01-24
	W24FPR	W24FS-ZU	IWF24		
W24FP-U			IWF24		
	W24FPR-L	W24FS-ZU	IWF24		
	W24FPR-U10	W24FS-ZU	IWF24		
	W24FR-L	W24FS-ZU	IWF24		
	W24FSR	W24FS-ZU	IWF24		
W24FS-U		W24FS-ZU	IWF24		
W24FS-U10	W24FSR-U10	W24FS-ZU	IWF24		
W24S-U					
	W25EBR				IRE01-27
	W25EDR14				IRE01-27
	W27EBR				IRE01-27
	W27EDR14				IRE01-27
	W27EMR-C		IWM27		IWM01-29
W27ES-C			IW27		IW01-27
	W27ESR	W27ES-ZU	IW27		IW01-27
W27ES-U	W27ESR-U	W27ES-ZU	IW27		IW01-27
W27ES-V	W27ESR-V	W27ES-ZU	IW27		IW01-27
	W27FSR	W27FS-ZU	IWF27		
W27FS-U		W27FS-ZU	IWF27		
W27FS-U10	W27FSR-U10	W27FS-ZU	IWF27		
W27S-U					
	W29EBR				IRE01-31
W29ES-V	W29ESR-V	W29ES-ZU	IW29		IW01-29
	W31EMR-C		IWM31		IWM01-31
W31ES-U	W31ESR-U	W31ES-ZU	IW31		IW01-31
W31FS		W31FS-ZU			
W31S-U					
		W34ES-ZU	IW34		IW01-34
	X16EPR-U9				
	X16FSR-U				
	X20EPR-U9				
X20ES-U	X20ESR-U				






NON RESISTOR	RESISTOR	ZU (PLATINUM)	IRIDIUM POWER	IRIDIUM TOUGH	IRIDIUM RACING
X20FS-U	X20FSR-U				
X22EP-U9	X22EPR-U9	X22EPR-ZU9	IX22B		
X22ES-U	X22ESR-U		IX22		
X24EP-U9	X24EPR-U9		IX24B		IXU01-24
X24ES-U	X24ESR-U	X24ESR-ZU	IX24		IXU01-24
X24FS-U	X24FSR-U				
	X24GPR-U		IXG24		IXU01-24
X27EP-U9	X27EPR-U9		IX27B		IXU01-27
X27ES-U	X27ESR-U	X27ESR-ZU	IX27		IXU01-27
	X27ETR		IX27		IXU01-27
	X27GPR-U		IXG27		IXU01-27
X31ES-U	X31ESR-U				IXU01-31
	X31ETR				IXU01-31
	XE20HR-U9				
XU20EP-U	XU20EPR-U				
XU22EP-U	XU22EPR-U	XU22EPR-ZU	IXU22	VXU22	
	XU24EPR-U	XU24EPR-ZU	IXU24	VXU24	IXU01-24
	XU27EPR-U	XU27EPR-ZU	IXU27		IXU01-27
	Y24FER-C		IY24		
	Y27FER-C		IY27		
	Y31FER-C		IY31		






Spark Plugs | Plug Configurations


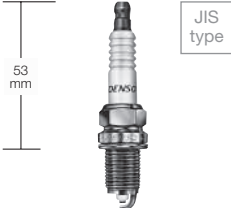



DIFFERENT RANGES IN THE DENSO SPARK PLUG PROGRAMME

The following overview summarises the different plug configurations in the DENSO Spark Plug programme, making it easier to choose the right plug for each application.

-  **Standard**
-  **Platinum**
-  **Iridium Power**

<p>Triple Electrode Plug</p> <p>Example K22PB/W20EPB</p>  <ul style="list-style-type: none"> - Triple ground electrodes - Increased durability - For Audi, VW, Citroën, Fiat, Mercedes-Benz, Renault 	<p>U-Grooved Plug</p> <p>Example W16EX-U</p>  <ul style="list-style-type: none"> - U-groove ground electrode delivers high ignition energy - Easily ignites even lean mixtures - Fully projected (2.5mm insulator projection) so reduces carbon fouling - Starts smoothly and good acceleration performance 	<p>Semi-Surface Gap Plug for Rotary Engines</p> <p>Example S29A</p>  <ul style="list-style-type: none"> - Semi-surface gap discharge - Increased ignitability, fouling resistance and durability - Reduced voltage loss using a 7 rib design 	<p>Extended Plugs</p> <p>Example J16AR-U11</p>  <ul style="list-style-type: none"> - U-groove ground electrode for superior ignition performance - Ignites even lean mixtures - Spark position is extended into the ignition chamber for improved combustion efficiency, fuel consumption and drivability 	<p>Example KJ20CR11/KJ20CR-U11</p>  <ul style="list-style-type: none"> - Exclusively for Mazda and Mitsubishi vehicles - KJ20CR11 has no U-groove - KJ20CR-U11 has a U-groove
--	--	--	--	--

<p>Extended Plugs</p> <p>Example KJ20CR-L11</p>  <ul style="list-style-type: none"> - Ground electrode is taper cut - Finer centre electrode - Improved ignitability - Exclusively for specified vehicles 	<p>Example J16AY</p>  <ul style="list-style-type: none"> - Exclusively for Daihatsu - Two ground electrodes ensure durability 	<p>Semi-Surface Gap Plug</p> <p>Example W20EKR-S11/W20EPR-S11</p>  <ul style="list-style-type: none"> - Semi-surface discharge increases ignitability and fouling resistance - W20EKR-S11 for Honda vehicle - W20EPR-S11 for Mitsubishi vehicles 	<p>Semi-Surface Double Electrode Plug</p> <p>Example W20ETR-S11</p>  <ul style="list-style-type: none"> - Double ground electrode with 1mm gap - Short, opposed-type dual ground electrode gives excellent durability - Full projection improves ignitability - New supplementary gap improves fouling resistance - Exclusively for Toyota and Daihatsu 	<p>Shrouded Semi-Surface Gap Double Electrode Plug</p> <p>Example K20DTR-S11/W20DTR-S11</p>  <ul style="list-style-type: none"> - Semi-surface gap construction - End of threaded portion extended into combustion chamber - Shroud attached to improve fouling resistance - Exclusively for Daihatsu and Subaru
---	---	--	---	---

<p>Star Centre Electrode</p> <p>Example W9LM-US</p>  <ul style="list-style-type: none"> - Used for small engine plugs - Creates stronger spark and easier starting - Reduces chance of misfiring - Reduces carbon fouling - Features a U-groove ground electrode 	<p>Small Hexagonal Plug</p> <p>Example Q16R-U11/Q16PR-U11</p>  <ul style="list-style-type: none"> - By reducing hex size (16mm) the plug has been made smaller 	<p>ISO Compatible Small Hex Plug</p> <p>Example K16-RU11/K16PR-U11</p>  <ul style="list-style-type: none"> - Compatible with ISO standards - Take care with installation: installed height is 2.5mm shorter than with Q type 	<p>Small Plug for Small Cars</p> <p>Example XU22EPR-U</p>  <ul style="list-style-type: none"> - By reducing hex size (16mm) the plug becomes compatible with small cars - Thread size 12mm 	<p>Long Housing Plugs</p> <p>Example QL20PR-U/QL20TR-S</p>  <ul style="list-style-type: none"> - By making the middle cylinder longer, installation dimensions have been secured - QL20TR-S has double ground electrodes and a semi-surface gap for improved anti-fouling - Exclusively for Daihatsu
--	--	---	---	--

TaperSeat plug

Example T16EPR-U



- Solely for non-Japanese vehicles that do not have a gasket

Resistor Plug

Reduces the amount of radio noise generated during ignition



Reduced Radio Noise

- 5k Ω resistor added between the centre electrode and the centre electrode core
- Reduces radio noise during ignition
- (Most new cars now come as standard with resistor plugs)

Platinum ZU Plug

Example W31ES-ZU




Platinum

- Taper-cut ground electrode dramatically reduces quenching action
- Increased ignitability
- Special 0.7mm platinum alloy in centre electrode
- Spot welded in three places for high reliability

Platinum Plug

Example PK20R11



Platinum

- Platinum used in both the centre electrode and ground electrode
- Fine centre electrode and platinum tip improve fuel consumption, drivability and durability

Platinum Plug for DLI (+Discharge)

Example PK20R-P11



- Increased size of platinum prevents wear during plus (+) discharge

Extended Platinum Plug

Example PKJ20CR-L11



- Spark position is extended into the combustion chamber
- Increased combustion efficiency
- Improved fuel consumption and driveability

Dual Electrode Platinum Plug

Example PK20TR11



- The parts of the centre electrode facing the ground electrodes are platinum tipped
- Dual electrode construction requires lower voltage during the plus (+) discharge

Single-Side Platinum Plug

Example Q20PR-P11/K16PR-TP11



- Only the centre electrode is platinum tipped, allowing a fine electrode
- Improved fuel consumption, drivability and durability
- Ground electrode is taper-cut for increased ignitability

Super Ignition Iridium Plug

Example FK20HR11




0.55mm dia. Iridium
0.7mm dia. Platinum

- Revolutionary DENSO technology
- Needle-shaped ground electrode
- Unparalleled reduction in quenching action

OE Iridium Plug

Example SK16R-P11/SK20R11



0.7mm dia. Iridium tip
Platinum tip

- World's first 0.7mm diameter ultra-fine Iridium alloy electrode, developed by DENSO
- Dramatically improved ignitability and lifetime

Iridium Power

Example IK20



- 0.4mm diameter ultra fine Iridium center electrode greatly improves ignitability and reduces required spark voltage.
- Projected center electrode on most types.
- U-groove ground electrode on almost all types.
- Taper-cut ground electrode on almost all types.

Iridium Tough

Example VK20








- 0.4mm diameter ultra fine Iridium center electrode greatly improves ignitability and reduces required spark voltage.
- Platinum tipped ground electrode achieves high durability.

Zündkerzen | Zündkerzenausführungen D






UNTERSCHIEDLICHE PRODUKTREIHEN IM ZÜNDKERZENPROGRAMM VON DENSO

Nachfolgend ein zusammenfassender Überblick über die unterschiedlichen Ausführungen von Zündkerzen im Zündkerzenprogramm von DENSO, was die korrekte Wahl für den jeweiligen Anwendungsfall erleichtern soll.

- Standard**
- Platinum**
- Iridium Power**

<p style="background-color: #808080; color: white; padding: 5px; margin-bottom: 5px;">Kerze mit drei Masseelektroden</p> <p>Beispiel: K22PB/W20EPB</p>  <ul style="list-style-type: none"> - Drei Masseelektroden - Längere Lebensdauer - Für Audi, VW, Citroën, Fiat, Mercedes-Benz, Renault 	<p style="background-color: #808080; color: white; padding: 5px; margin-bottom: 5px;">Zündkerze mit U-Rille</p> <p>Beispiel: W16EX-U</p>  <ul style="list-style-type: none"> - Masseelektrode mit U-Rille liefert eine hohe Zündenergie - Entzündet problemlos auch magerere Gemische - Voller Überstand (2,5 mm Isolatorüberstand) verringert Verkokung - Hervorragendes Startverhalten und gutes Beschleunigungsverhalten 	<p style="background-color: #808080; color: white; padding: 5px; margin-bottom: 5px;">Halbleitfunken-Zündkerze für Kreiskolbenmotoren</p> <p>Beispiel: S29A</p>  <ul style="list-style-type: none"> - Halbleitfunkenübertritt - Erhöhte Zündleistung, geringere Verkokung, längere Lebensdauer - Geringere Kriechstromverluste durch einen Isolator mit 7 Rippen 	<p style="background-color: #808080; color: white; padding: 5px; margin-bottom: 5px;">Verlängerte Zündkerzen</p> <p>Beispiel: J16AR-U11</p>  <p style="text-align: center; margin-top: -10px;">7 mm</p> <ul style="list-style-type: none"> - Masseelektrode mit U-Rille für hervorragende Zündleistung - Entzündet auch magerere Gemische - Funkenlage wird in den Verbrennungsraum vorgeschoben – verbesserte Verbrennungseffizienz, geringerer Kraftstoffverbrauch, verbessertes Fahrverhalten 	<p style="background-color: #808080; color: white; padding: 5px; margin-bottom: 5px;">Verlängerte Zündkerzen</p> <p>Beispiel: KJ20CR11/KJ20CR-U11</p>  <p style="text-align: center; margin-top: -10px;">5 mm</p> <ul style="list-style-type: none"> - Ausschließlich für Fahrzeuge von Mazda und Mitsubishi - KJ20CR11 besitzt keine U-Rille - KJ20CR-U11 besitzt eine U-Rille
--	---	---	--	--

<p style="background-color: #808080; color: white; padding: 5px; margin-bottom: 5px;">Verlängerte Zündkerzen</p> <p>Beispiel: KJ20CR-L11</p>  <p style="text-align: center; margin-top: -10px;">5 mm</p> <ul style="list-style-type: none"> - Masseelektrode ist konisch geschliffen - Sehr feine Mittelelektrode - Höhere Zündleistung - Ausschließlich für benannte Fahrzeuge 	<p style="background-color: #808080; color: white; padding: 5px; margin-bottom: 5px;">Verlängerte Zündkerzen</p> <p>Beispiel: J16AY</p>  <p style="text-align: center; margin-top: -10px;">7 mm</p> <ul style="list-style-type: none"> - Ausschließlich für Anwendungen von Daihatsu - Zwei Masseelektroden gewährleisten Langlebigkeit 	<p style="background-color: #808080; color: white; padding: 5px; margin-bottom: 5px;">Halbleitfunken-Zündkerze</p> <p>Beispiel: W20EKR-S11/W20EPR-S11</p>  <ul style="list-style-type: none"> - Halbleitfunkenübertritt verbessert die Zündleistung, verringert die Verkokung - W20EKR-S11 für Fahrzeuge von Honda - W20EPR-S11 für Fahrzeuge von Mitsubishi 	<p style="background-color: #808080; color: white; padding: 5px; margin-bottom: 5px;">Halbleitfunken-Zündkerze mit zwei Masseelektroden</p> <p>Beispiel: W20ETR-S11</p>  <ul style="list-style-type: none"> - Zwei Masseelektroden mit einem Elektrodenabstand von 1 mm - Zwei kurze, einander gegenüberliegende Masseelektroden erbringen exzellente Lebensdauer - Voller Überstand verbessert die Zündleistung - Neuer Elektrodenabstand verringert die Neigung der Verkokung - Ausschließlich für Anwendungen von Toyota und Daihatsu 	<p style="background-color: #808080; color: white; padding: 5px; margin-bottom: 5px;">Halbleitfunken-Zündkerze mit Ummantelung und zwei Masseelektroden</p> <p>Beispiel: K20DTR-S11/W20DTR-S11</p>  <ul style="list-style-type: none"> - Halbleitfunkenausführung - Endabschnitt des Kerzengehäuse-Gewindeteils ist in den Verbrennungsraum verlängert - Ummantelung verringert die Verkokung - Ausschließlich für Anwendungen von Daihatsu und Subaru
--	---	---	--	--

<p style="background-color: #808080; color: white; padding: 5px; margin-bottom: 5px;">Zündkerze mit sternförmiger Mittelelektrode</p> <p>Beispiel: W9LM-US</p>  <ul style="list-style-type: none"> - Eingesetzt bei Zündkerzen für Kleinmotoren - Stärkerer Zündfunke, verbessertes Startverhalten - weniger Fehlzündungen - Weniger Verkokung - Masseelektrode mit U-Rille 	<p style="background-color: #808080; color: white; padding: 5px; margin-bottom: 5px;">Kleine Sechskantkerze</p> <p>Beispiel: Q16R-U11/Q16PR-U11</p>  <p style="text-align: center; margin-top: -10px;">53 mm</p> <div style="border: 1px solid gray; padding: 2px; display: inline-block; font-size: 0.8em;">JIS-Ausführung</div> <ul style="list-style-type: none"> - Kleinere Zündkerze durch Verkleinerung des Sechskants (16 mm) 	<p style="background-color: #808080; color: white; padding: 5px; margin-bottom: 5px;">ISO-kompatible kleine Sechskantkerze</p> <p>Beispiel: K16-RU11/K16PR-U11</p>  <p style="text-align: center; margin-top: -10px;">50,5 mm</p> <div style="border: 1px solid gray; padding: 2px; display: inline-block; font-size: 0.8em;">ISO-Ausführung</div> <ul style="list-style-type: none"> - Entspricht ISO-Normen - Bei der Montage aufpassen: Einbauhöhe 2,5 mm geringer als beim Typ Q 	<p style="background-color: #808080; color: white; padding: 5px; margin-bottom: 5px;">Kleine Zündkerze für Kleinwagen</p> <p>Beispiel: XU22EPR-U</p>  <ul style="list-style-type: none"> - Nutzbar für Kleinwagen durch Verkleinerung des Sechskants (16 mm) - Gewindegröße 12 mm 	<p style="background-color: #808080; color: white; padding: 5px; margin-bottom: 5px;">Zündkerzen mit langem Kerzengehäuse</p> <p>Beispiel: QL20PR-U/QL20TR-S</p>  <ul style="list-style-type: none"> - Durch Verlängerung des zylindrischen Mittelabschnitts konnte das Einbaumaß beibehalten werden - QL20TR-S besitzt zwei Masseelektroden und ist eine Halbleitfunkenkerze zur Minderung von Verkokung - Ausschließlich für Anwendungen von Daihatsu
--	---	--	---	--

Zündkerze mit Kegelsitz

Beispiel: T16EPR-U



- Ausschließlich für japanische Anwendungen, die keinen Dichtring benötigen

Entstörte Kerze

Senkt die Ausstrahlung der im Zündvorgang entstehenden Störstrahlung



Verringerte Störstrahlung für das Radio

- Einbau eines 5k Ω -Widerstands zwischen Mittelelektrode und Mittelelektrodenkern
- Verringert die Störausstrahlung zum Radio beim Zündvorgang
- (Die meisten Neufahrzeuge werden standardmäßig mit Widerstandszündkerzen ausgerüstet)

Platin ZU Zündkerze

Beispiel: W31ES-ZU




Platin

- Konisch geschnittene Masseelektrode reduziert die Funkenquetschung Erhöhte Zündleistung
- Spezielle Platinlegierung für die Mittelelektrode, 0,7 mm Durchmesser
- Dreifach punkverschweißt für hohe Verlässlichkeit

Platin Zündkerze

Beispiel: PK20R11



Platinspitze

- Platin wird sowohl für die Mittel- wie auch die Masseelektrode eingesetzt
- Die sehr feine Mittelelektrode und Platinspitze optimiert den Kraftstoffverbrauch und verbessern sowohl das Fahrverhalten als auch die Laufeistung der Zündkerze

Platin Zündkerze für DLI (Plus- Übertritt)

Beispiel: PK20R-P11



- Vergrößerung der Platinspitze verhindert Verschleiß beim Plus-Übertritt (+)

Verlängerte Platin Zündkerze

Beispiel: PKJ20CR-L11



- Funkenlage wird im Verbrennungsraum vorgeschoben
- Erhöhte Zündeffizienz
- Verringerter Kraftstoffverbrauch, verbessertes Fahrverhalten

Platin Zündkerze mit zwei Masseelektroden

Beispiel: PK20TR11



- Die den Masseelektroden gegenüberliegenden Oberflächen der Mittelelektrode sind platinbeschichtet.
- Die Ausführung mit zwei Masseelektroden erbringt geringeren Zündspannungsbedarf beim Plus-Übertritt (+).

Platin Zündkerze mit einer Platinelektrode

Beispiel: Q20PR-P11/K16PR-TP11



- Nur die Mittelelektrode trägt eine Platinspitze, so dass diese verjüngt werden kann.
- Verringert den Kraftstoffverbrauch, verbessert Fahrverhalten und Lebensdauer.
- Die konisch geschnittene Masseelektrode sorgt für eine erhöhte Zündleistung.

SIP

Beispiel: FK20HR11



0,55 mm Durchm. Iridium
0,7 mm Durchm. Platin

- Revolutionäre Technologie von DENSO
- Nadelförmig zulaufende Masseelektrode
- Erheblich geringere Funkenquetschung

OE Iridium Zündkerze

Beispiel: SK16R-P11/SK20R11



0,7 mm Durchm. Iridiumspitze
Platinspitze

- Von DENSO entwickelt, weltweit die erste hochfeine Elektrode aus Iridiumlegierung mit 0,7 mm Durchmesser
- Drastisch verbesserte Zündleistung und längere Lebensdauer

Iridium Power

Beispiel: IK20



- Die ultrafeine Iridium-Mittelelektrode mit einem Durchmesser von 0,4 mm verbessert weitgehend die Zündfähigkeit und verringert die erforderliche Funkenspannung
- Überstehende Mittelelektrode an den meisten Typen
- Masseelektrode mit U-förmiger Nut an den meisten Typen
- Masseelektrode mit Kegelschnitt an den meisten Typen

Iridium Tough

Beispiel: VK20








- Die ultrafeine Iridium-Mittelelektrode mit einem Durchmesser von 0,4 mm verbessert weitgehend die Zündfähigkeit und verringert die erforderliche Funkenspannung
- Die Masseelektrode mit Platinspitze erreicht eine hohe Lebensdauer





Bougies d'allumage | Configurations des bougies F






DIFFÉRENTES GAMMES DANS LE PROGRAMME DE BOUGIES D'ALLUMAGE DENSO

La présentation qui suit résume les différentes configurations de bougies dans le programme de bougies d'allumage DENSO afin de pouvoir choisir le modèle convenant à chaque application

- Standard**
- Platinum**
- Iridium Power**

<p style="background-color: #cccccc; padding: 2px;">Bougie à triple électrode</p> <p>Exemple : K22PB/W20EPB</p>  <ul style="list-style-type: none"> - Triple électrode de masse - Durabilité accrue - Pour Audi, VW, Citroën, Fiat, Mercedes-Benz, Renault 	<p style="background-color: #cccccc; padding: 2px;">Bougie U-grooved</p> <p>Exemple : W16EX-U</p>  <ul style="list-style-type: none"> - L'électrode de masse à encoche en U fournit une énergie d'allumage élevée - Enflamme facilement même les mélanges pauvres - Prolongement total (isolant dépassant de 2,5 mm) réduisant l'encrassement au carbone - Démarrage en douceur et bonne performance d'accélération 	<p style="background-color: #cccccc; padding: 2px;">Bougie à décharge semi-superficielle pour moteurs rotatifs</p> <p>Exemple : S29A</p>  <ul style="list-style-type: none"> - Décharge semi-superficielle - Inflammabilité, résistance à l'encrassement et durabilité améliorées - Perte de tension réduite grâce à une conception à 7 nervures 	<p style="background-color: #cccccc; padding: 2px;">Bougies prolongées</p> <p>Exemple : J16AR-U11</p>  <ul style="list-style-type: none"> - Électrodes de masse à encoche en U pour une performance d'allumage supérieure - Enflamme même les mélanges pauvres - La position de l'étincelle est prolongée dans la chambre d'allumage afin d'améliorer l'efficacité de combustion, la consommation de carburant et la qualité de conduite 	<p style="background-color: #cccccc; padding: 2px;">Bougies prolongées</p> <p>Exemple : KJ20CR11/KJ20CR-U11</p>  <ul style="list-style-type: none"> - Exclusivement pour les véhicules Mazda et Mitsubishi - KJ20CR11 n'a pas d'encoche en U - KJ20CR-U11 a une encoche en U
---	---	---	--	---

<p style="background-color: #cccccc; padding: 2px;">Bougies prolongées</p> <p>Exemple : KJ20CR-L11</p>  <ul style="list-style-type: none"> - Électrode de masse conique - Électrode centrale plus fine - Meilleure inflammabilité - Exclusivement pour les véhicules spécifiés 	<p style="background-color: #cccccc; padding: 2px;">Bougie à décharge semi-superficielle</p> <p>Exemple : J16AY</p>  <ul style="list-style-type: none"> - Exclusivement pour Daihatsu - Deux électrodes de masse assurent la durabilité 	<p style="background-color: #cccccc; padding: 2px;">Bougie à décharge semi-superficielle à double électrode</p> <p>Exemple : W20ETR-S11</p>  <ul style="list-style-type: none"> - Double électrode de masse avec écartement de 1 mm - Excellente durabilité assurée par une double électrode de masse courte, de type opposé - Meilleure inflammabilité grâce au prolongement total - Résistance accrue à l'encrassement avec le nouvel écartement supplémentaire - Exclusivement pour Toyota et Daihatsu 	<p style="background-color: #cccccc; padding: 2px;">Bougie à décharge semi-superficielle à double électrode avec protecteur</p> <p>Exemple : K20DTR-S11/W20DTR-S11</p>  <ul style="list-style-type: none"> - À décharge semi-superficielle - Extrémité de la partie filetée prolongée dans la chambre de combustion - Protecteur ajouté pour améliorer la résistance à l'encrassement - Exclusivement pour Daihatsu et Subaru
---	---	---	---

<p style="background-color: #cccccc; padding: 2px;">Bougie à électrode centrale en étoile</p> <p>Exemple : W9LM-US</p>  <ul style="list-style-type: none"> - Utilisée pour les petits moteurs - Crée une étincelle plus puissante et un démarrage plus facile - Réduit le risque de ratés d'allumage - Réduit l'encrassement au carbone - Possède une électrode de masse du type U-groove 	<p style="background-color: #cccccc; padding: 2px;">Bougie à petit hexagonal</p> <p>Exemple : Q16R-U11/Q16PR-U11</p>  <ul style="list-style-type: none"> - En réduisant la dimension hex. (16 mm) la bougie a été réduite 	<p style="background-color: #cccccc; padding: 2px;">Bougie à petit hexagonal compatible ISO</p> <p>Exemple : K16-RU11/K16PR-U11</p>  <ul style="list-style-type: none"> - Compatible avec les normes ISO - Attention lors de l'installation : la hauteur installée est 2,5 mm plus courte qu'avec un type Q 	<p style="background-color: #cccccc; padding: 2px;">Petite bougie pour petites voitures</p> <p>Exemple : XU22EPR-U</p>  <ul style="list-style-type: none"> - En réduisant la dimension hex. (16 mm) la bougie devient compatible avec les petites voitures - Filetage de 12 mm 	<p style="background-color: #cccccc; padding: 2px;">Bougies à culot long</p> <p>Exemple : QL20PR-U/QL20TR-S</p>  <ul style="list-style-type: none"> - En rallongeant le culot, les dimensions d'installation ont été assurées - QL20TR-S : double électrode de masse et décharge semi-superficielle pour un meilleur anticalaminage - Exclusivement pour Daihatsu
--	--	---	--	--

Bougie à siège conique

Exemple : T16EPR-U



- Uniquement pour les véhicules non japonais, pas de joint d'étanchéité

Bougie à résistance




Réduit le parasitage

Réduit le parasitage à l'allumage

- Résistance de 5k Ω ajoutée entre l'électrode centrale et le noyau de l'électrode centrale
- Réduit le parasitage à l'allumage
- (La plupart des voitures neuves sont désormais équipées de bougies à résistance)

Bougie Platinum ZU


Exemple : W31ES-ZU



- L'électrode conique réduit de façon dramatique l'effet de refroidissement
- Meilleure inflammabilité
- Alliage de platine spécial de 0,7 mm dans l'électrode centrale
- Soudée par points en trois endroits pour une fiabilité élevée

Bougie Platinum

Exemple : PK20R11



- Utilisation du platine à la fois pour l'électrode centrale et de masse
- Une électrode centrale très fine et une pointe de platine améliorent la consommation de carburant, la qualité de conduite et la longévité

Bougie Platinum pour DLI (décharge +)

Exemple : PK20R-P11



- Taille de platine accrue pour la prévention de l'usure durant la décharge positive (+)

Bougie prolongée Platinum

Exemple : PKJ20CR-L11



- La position de l'étincelle est prolongée dans la chambre de combustion
- Meilleure efficacité de combustion
- Consommation de carburant et qualité de conduite améliorées

Bougie à double électrode Platinum

Exemple : PK20TR11



- Les parties de l'électrode centrale faisant face aux électrodes de masse sont à pointe de platine
- La version à double électrode nécessite une tension plus basse durant la décharge positive (+)

Bougie à platine sur un côté

Exemple : Q20PR-P11/K16PR-TP11



- Seule l'électrode centrale est à pointe de platine, permettant une électrode fine
- Consommation de carburant, qualité de conduite et durabilité améliorées
- Électrode de masse conique pour une inflammabilité supérieure

SIP

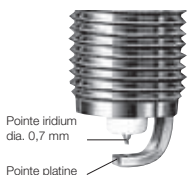
Exemple : FK20HR11



- Technologie révolutionnaire DENSO
- Électrode de masse en forme d'aiguille
- Réduction inégale de l'effet de refroidissement

OE Bougie Iridium

Exemple : SK16R-P11/SK20R11



- Première électrode en alliage d'iridium ultra fine de 0,7 mm de diamètre, développée par DENSO
- Amélioration dramatique de l'inflammabilité et de la durée de vie

Iridium Power

Exemple : IK20



- Son électrode centrale Iridium de 0,4 mm ultra fine améliore considérablement le démarrage et réduit le voltage nécessaire.
- Electrode de dépassement centrale sur tous les modèles.
- Electrode de masse de soudure en U sur la plupart des modèles.
- Electrode de masse conique sur la plupart des modèles.

Iridium Tough

Exemple : VK20



- Son électrode centrale Iridium de 0,4mm ultra fine améliore considérablement le démarrage et réduit le voltage nécessaire.
- Son électrode de masse avec pointe de platine offre une grande fiabilité.

DIVERSAS GAMAS DEL PROGRAMA DE BUJÍAS DE ENCENDIDO DENSO

Se indica a continuación un compendio de las diferentes configuraciones de bujía en el programa de bujías de encendido DENSO con el fin de facilitar la selección de la bujía idónea para cada aplicación.

- Standard**
- Platinum**
- Iridium Power**

Bujía de tres electrodos

Ejemplo: **K22PB W20EPB**



- Tres electrodos de masa.
- Mayor durabilidad.
- Para Audi, VW, Citroën, Fiat, Mercedes-Benz, Renault.

Bujía U-groove

Ejemplo: **W16EX-U**



- Electrodo de masa de perfil en "U" suministra alta energía de encendido.
- Encendido fácil incluso con mezclas pobres.
- Configuración proyectada (proyección del aislador 2,5 mm) reduciendo depósitos de carbón.
- Arranque suave y buenas prestaciones de aceleración.

Bujía de descarga semisuperficial para motores rotativos

Ejemplo: **S29A**



- Descarga semisuperficial.
- Mayor capacidad de encendido, resistencia al ensuciamiento y durabilidad.
- Menor pérdida de tensión con un diseño de siete ranuras.


Bujías de electrodos proyectados

Ejemplo: **J16AR-U11**



- Electrodo de masa U-groove para prestaciones de encendido superiores.
- Encendido incluso con mezclas pobres.
- La posición de la chispa está extendida hacia la cámara de combustión para mejorar el rendimiento de la combustión, el consumo de combustible y la conducción.

Ejemplo: **KJ20CR11/KJ20CR-U11**



- Exclusivamente para vehículos Mazda y Mitsubishi.
- KJ20CR11 sin U-groove.
- KJ20CR-U11 con U-groove.


Bujías de electrodos proyectados

Ejemplo: **KJ20CR-L11**



- Electrodo de masa perfilado en punta.
- Electrodo central más delgado.
- Mejor capacidad de encendido.
- Exclusivamente para los vehículos indicados.

Ejemplo: **J16AY**



- Exclusivamente para Daihatsu.
- Dos electrodos de masa para asegurar durabilidad.

Bujía de descarga semisuperficial

Ejemplo: **W20EKR-S11/W20EPR-S11**



- La descarga semisuperficial incrementa la capacidad de encendido y la resistencia al ensuciamiento.
- W20EKR-S11 para vehículos Honda.
- W20EPR-S11 para vehículos Mitsubishi.

Bujía de dos electrodos de descarga semisuperficial

Ejemplo: **W20ETR-S11**



- Dos electrodos de masa con separación de 1 mm.
- Dos electrodos de masa cortos en configuración opuesta ofrecen una excelente durabilidad.
- Diseño enteramente proyectado para mejorar la capacidad de encendido.
- Descargador suplementario mejora la resistencia al ensuciamiento.
- Exclusivo para Toyota y Daihatsu.

Bujía con cuerpo proyectado de dos electrodos de descarga

Ejemplo: **K20DTR-S11/W20DTR-S11**



- Descarga semisuperficial.
- Cuerpo extendido pasada la rosca para proyección en la cámara de combustión.
- Cuerpo proyectado mejora la resistencia al ensuciamiento.
- Exclusivo para Daihatsu y Subaru.

Bujía con electrodo central de


Ejemplo: **W9LM-US**



- Bujía para pequeños motores.
- Genera una potente chispa y un fácil arranque.
- Menor probabilidad de fallos de encendido.
- Reduce los depósitos de carbón.
- Incorpora electrodo de masa U-groove.

Bujía de hexágono reducido


Ejemplo: **Q16R-U11/Q16PR-U11**



- Bujía de dimensiones reducidas gracias al hexágono de 16 mm entre caras.

Bujía ISO de hexágono reducido

Ejemplo: **K16-RU11/K16PR-U11**



- Compatibilidad ISO.
- ¡Cuidado con el montaje! La altura de montaje es 2,5 mm más corta que el tipo Q.

Bujía pequeña para coches pequeños

Ejemplo: **XU22EPR-U**



- Bujía compatible con coches pequeños gracias al hexágono reducido de 16 mm entre caras.
- Rosca de 12 mm.

Bujía de cuerpo largo

Ejemplo: **QL20PR-U/QL20TR-S**



- Montaje asegurado gracias a la extensión de la sección central del cuerpo.
- QL20TR-S tiene dos electrodos de masa con descarga semisuperficial para mejorar la resistencia al ensuciamiento.
- Exclusivo para Daihatsu.

Bujía de asiento cónico

Ejemplo: T16EPR-U



- Únicamente para vehículos no japoneses sin junta.

Bujía con resistencia

Reduce interferencias de radio generadas en el encendido




Reducción de interferencias de radio

- Resistencia de 5k Ω intercalada entre el electrodo central y el núcleo del electrodo central.
- Mayor reducción de interferencias de radio en el encendido.
- La mayoría de nuevos vehículos incorporan de serie bujías con resistencia.

Bujía Platinum ZU

Ejemplo: W31ES-ZU



Platinum

- Electrodo de masa en punta reduce significativamente el efecto de supresión de chispa.
- Incremento de la capacidad de encendido.
- Electrodo central especial de 0,7 mm de diámetro en aleación de platino.
- Soldado en tres puntos para mayor fiabilidad.

Bujía Platinum

Ejemplo: PK20R11



Punta de platino

- Platino empleado en el electrodo central y en el electrodo de masa.
- Un fino electrodo central con punta de platino mejora el consumo de combustible, la conducción y la durabilidad.

Bujía Platinum para DLI (descarga +)

Ejemplo: PK20R-P11



- Mayor tamaño del platino previene desgaste durante la descarga del positivo (+).

Bujía Platinum proyectada

Ejemplo: PKJ20CR-L11



- Posición de chispa proyectada en la cámara de combustión.
- Incremento del rendimiento de la combustión.
- Mejora del consumo de combustible y de la conducción.

Bujía Platinum de dos electrodos

Ejemplo: PK20TR11



- Los sectores del electrodo central de cara a los electrodos de masa tienen una punta de platino.
- La configuración de dos electrodos requiere una menor tensión para la descarga del positivo (+).

Bujía Platinum de un electrodo lateral


Ejemplo: Q20PR-P11/K16PR-TP11



- Únicamente el electrodo central tiene una punta de platino, permitiendo un electrodo delgado.
- Mejor consumo de combustible, conducción y durabilidad.
- Electrodo de masa perfilado en punta para mayor capacidad de encendido.

SIP

Ejemplo: FK20HR11



Ø0,55 mm iridio
Ø0,7 mm platino

- Tecnología DENSO revolucionaria.
- Electrodo de masa con punta de aguja.
- Reducción significativa del efecto de supresión de chispa.

OE Bujía Iridium

Ejemplo: SK16R-P11/SK20R11



Ø0,7 mm punta de iridio
Punta de platino

- El primer electrodo en aleación de iridio ultradelgado de 0,7 mm de diámetro en el mundo, desarrollado por DENSO.
- Mejora significativa del encendido y de la vida útil.

Iridium Power

Ejemplo: IK20



- El electrodo de Iridium con diámetro ultra fino de 0,4 mm mejora la capacidad de ignición y reduce el voltaje requerido por la bujía.
- Electrodo central en la mayoría de los tipos.
- Electrodo de masa de canal ultra-fino en casi todos los tipos.
- Electrodo de masa con protección en casi todos los tipos.

Iridium Tough

Ejemplo: VK20








- El electrodo de Iridium con diámetro ultra fino de 0,4 mm mejora la capacidad de ignición y reduce el voltaje requerido por la bujía.
- El electrodo de masa con punta de Platino alcanza una gran durabilidad.

Candele | Configurazione delle candele






GAMME PROGRAMMA CANDELE DENSO

La seguente panoramica offre una sintesi delle diverse configurazioni delle candele DENSO, agevolando la selezione della candela corretta per ciascuna applicazione

-  **Standard**
-  **Platinum**
-  **Iridium Power**

<p>Candele con triplo elettrodo</p> <p>Esempio: K22PB W20EPB</p>  <ul style="list-style-type: none"> - Elettrodi di massa tripli - Maggiore durabilità - Per Audi, VW, Citroën, Fiat, Mercedes-Benz, Renault 	<p>Candela U-Groove</p> <p>Esempio: W16EX-U</p>  <ul style="list-style-type: none"> - L'elettrodo di massa U-Groove offre una elevata energia di accensione - Accende anche miscele povere - Completamente prominente (prominenza isolante 2,5 mm) con riduzione dell'imbrattamento da carbonio - Accensione uniforme e ottima accelerazione 	<p>Candela a scarica semi-superficiale per motori rotativi</p> <p>Esempio: S29A</p>  <ul style="list-style-type: none"> - Scarica semi-superficiale - Migliore accendibilità, resistenza all'imbrattamento e durezza - Riduce la perdita di tensione grazie al design a 7 coste 	<p>Candele lunghe</p> <p>Esempio: J16AR-U11</p>  <p>7 mm</p> <ul style="list-style-type: none"> - Elettrodo di massa U-Groove per migliori prestazioni d'accensione - Accende anche miscele povere - La posizione della scintilla è estesa nella camera di combustione, per una migliore efficienza combustiva, minore consumo di carburante e guidabilità ottimale 	<p>Esempio: KJ20CR11/KJ20CR-U11</p>  <p>5 mm</p> <ul style="list-style-type: none"> - Solo per veicoli Mazda e Mitsubishi - La KJ20CR11 è priva di U-groove - La KJ20CR-U11 è dotata di U-groove
--	---	---	--	---

<p>Candele lunghe</p> <p>Esempio: KJ20CR-L11</p>  <p>5 mm</p> <ul style="list-style-type: none"> - L'elettrodo di massa è rastremato - Elettrodo centrale più sottile - Maggiore accendibilità - Solo per i veicoli specificati 	<p>Esempio: J16AY</p>  <p>7 mm</p> <ul style="list-style-type: none"> - Solo per veicoli Daihatsu - Due elettrodi di massa assicurano una migliore durabilità 	<p>Candela a scarica semi-superficiale</p> <p>Esempio: W20EKR-S11/W20EPR-S11</p>  <ul style="list-style-type: none"> - La scarica semi-superficiale incrementa l'accendibilità e la resistenza all'imbrattamento - La W20EKR-S11 è per i veicoli Honda - La W20EPR-S11 è per i veicoli Mitsubishi 	<p>Candela a scarica semi-superficiale e doppio elettrodo</p> <p>Esempio: W20ETR-S11</p>  <ul style="list-style-type: none"> - Elettrodo di massa doppio con intervallo di 1 mm - Questo doppio elettrodo di massa, corto, di tipo contrapposto, offre un'ottima durezza - La prominente completa migliora l'accendibilità - Nuovo intervallo supplementare migliora la resistenza all'imbrattamento - Solo per veicoli Toyota e Daihatsu 	<p>Candela a scarica semi-superficiale e doppio elettrodo, con copertura</p> <p>Esempio: K20DTR-S11/W20DTR-S11</p>  <ul style="list-style-type: none"> - Design a scarica semi-superficiale - Estremità della porzione filettata estesa nella camera di combustione - Copertura protettiva per una migliore resistenza all'imbrattamento - Solo per veicoli Daihatsu e Subaru
---	---	---	--	--

<p>Candela con elettrodo centrale</p> <p>Esempio: W9LM-US</p>  <ul style="list-style-type: none"> - Per motori di piccole dimensioni - Genera una scintilla più intensa agevolando l'avviamento - Riduce la possibilità di avviamenti irregolari - Riduce l'imbrattamento da carbonio - Dotata di elettrodo di massa U-Groove 	<p>Piccola candela esagonale</p> <p>Esempio: Q16R-U11/Q16PR-U11</p>  <p>53 mm</p> <p>Tipo JIS</p> <ul style="list-style-type: none"> - Candela più piccola grazie alla riduzione delle dimensioni della testa esagonale (16 mm) 	<p>Piccola candela esagonale compatibile ISO</p> <p>Esempio: K16-RU11/K16PR-U11</p>  <p>50,5 mm</p> <p>Tipo ISO</p> <ul style="list-style-type: none"> - Compatibile con gli standard ISO - Prestare attenzione durante l'installazione: l'altezza d'installazione è inferiore di 2,5 mm rispetto al tipo Q 	<p>Candela piccola per utilitarie</p> <p>Esempio: XU22EPR-U</p>  <ul style="list-style-type: none"> - Grazie alla riduzione delle dimensioni della testa esagonale (16 mm), la candela può essere usata nelle vetture più piccole - Dimensioni filettatura: 12 mm 	<p>Candela con alloggiamento lungo</p> <p>Esempio: QL20PR-U/QL20TR-S</p>  <ul style="list-style-type: none"> - Allungando il cilindro centrale, le dimensioni di installazione sono fisse - La QL20TR-S è dotata di elettrodi di massa doppi, mentre la scarica semi-superficiale protegge dall'imbrattamento - Solo per veicoli Daihatsu
---	---	--	--	---

Candela a sede conica

Esempio: T16EPR-U



- Solo per veicoli non giapponesi non dotati di guarnizione

Candela con resistore

Riduce la quantità di radiointerferenze generate durante l'accensione



Radiointerferenze ridotte

- Resistore di 5k Ω ubicato fra l'elettrodo centrale e l'anima dell'elettrodo centrale
- Riduce le radiointerferenze durante l'accensione
- (La maggior parte delle vetture nuove sono dotate di candele con resistore di serie)

Candela al platino ZU

Esempio: W31ES-ZU




Platino

- L'elettrodo di massa rastremato riduce notevolmente l'azione di raffreddamento rapido
- Migliore accendibilità
- Elettrodo centrale in lega speciale al platino di 0,7 mm
- Saldato in tre punti per una maggiore affidabilità

Candela al platino

Esempio: PK20R11



Punta al platino

- Il platino è utilizzato sia per l'elettrodo centrale che per quello di massa
- Il sottile elettrodo centrale e la punta al platino riducono il consumo di carburante e ottimizzano la guidabilità e la durezza

Candela al platino per DLI (scarica +)

Esempio: PK20R-P11



- Un maggiore impiego di platino previene l'usura della candela durante la scarica positiva (+)

Candela al platino lunga

Esempio: PKJ20CR-L11



- La posizione della scintilla è estesa fino alla camera di combustione
- Migliore efficienza combustibile
- Minore consumo di carburante e migliore guidabilità

Candela al platino con doppio elettrodo

Esempio: PK20TR11



- Le parti dell'elettrodo centrale posizionate di fronte all'elettrodo di massa sono dotate di punta al platino
- Il design a doppio elettrodo richiede una bassa tensione durante la scarica positiva (+)

Candela al platino con elettrodo doppio

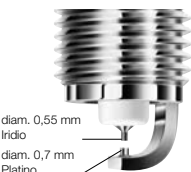
Esempio: Q20PR-P11/K16PR-TP11



- Solo l'elettrodo centrale è dotato di punta al platino, consentendo l'uso di un elettrodo sottile
- Minore consumo di carburante, migliore guidabilità e durezza
- L'elettrodo di massa è rastremato per una migliore accendibilità

SIP

Esempio: FK20HR11



diam. 0,55 mm Iridio
diam. 0,7 mm Platino

- Rivoluzionaria tecnologia DENSO
- Elettrodo di massa a forma d'ago
- Riduzione senza eguali dell'azione di raffreddamento rapido

OE Candela all'iridio

Esempio: SK16R-P11/SK20R11



Punta all'iridio diam. di 7,00
Punta al platino

- Primo elettrodo al mondo in lega d'iridio ultra-fine di 0,7 mm di diametro, sviluppato da DENSO
- Migliora notevolmente l'accendibilità e la durata in servizio

Iridium Power

Esempio: IK20



- L' Elettrodo centrale ultra sottile da 0,4 mm all'Iridio, migliora notevolmente l'accensione e riduce la tensione richiesta per lo scoccare della scintilla.
- Proiezione dell'elettrodo centrale sulla quasi totalità della gamma.
- Elettrodo di massa con scanalatura ad U brevettata (U-Groove), sulla quasi totalità della gamma.
- Taglio conico dell'elettrodo di massa sulla quasi totalità della gamma.

Iridium Tough

Esempio: VK20



- L' Elettrodo centrale ultra sottile da 0,4 mm all'Iridio, migliora notevolmente l'accensione e riduce la tensione richiesta per lo scoccare della scintilla.
- Il Terminale al platino dell'elettrodo di massa consente una maggior durata.






РАЗЛИЧНЫЕ ТИПЫ В ПРОГРАММЕ СВЕЧЕЙ ЗАЖИГАНИЯ DENSO

В приведенном ниже обзоре обобщены различные конструкции в программе свечей зажигания DENSO, что облегчает выбор подходящей свечи для каждого конкретного случая

- Standard**
- Platinum**
- Iridium Power**

<p>Свеча с тремя электродами</p> <p>Пример K22PB/W20EPB</p>  <ul style="list-style-type: none"> - Три боковых электрода - Более длительный срок службы - Для Audi, VW, Citroën, Fiat, Mercedes-Benz, Renault 	<p>Свеча U-groove</p> <p>Пример W16EX-U</p>  <ul style="list-style-type: none"> - Боковой электрод с пазом U-образной формы обеспечивает большую энергию зажигания - Легкое воспламенение даже бедных смесей - Полностью выступает (выступ изолятора 2.5 мм), таким образом, снижено загрязнение углеродом - Плавное начало движения и хорошие динамические характеристики 	<p>Свеча с полуповерхностным зазором для роторных двигателей</p> <p>Пример S29A</p>  <ul style="list-style-type: none"> - Полуповерхностный разряд - Улучшенная воспламеняемость, сопротивление загрязнению и более длительный срок службы - Снижение потерь напряжения благодаря 7-реберной конструкции 	<p>Свечи с увеличенной длиной</p> <p>Пример J16AR-U11</p>  <ul style="list-style-type: none"> - Боковой электрод с пазом U-образной формы для более эффективного зажигания - Зажигает даже бедные смеси - Положение искры сдвинуто внутрь камеры сгорания для более высокой эффективности сгорания, потребления топлива и ходовых характеристик 	<p>Пример KJ20CR11/KJ20CR-U11</p>  <ul style="list-style-type: none"> - Исключительно для автомобилей Mazda и Mitsubishi - KJ20CR11 без пазы U-образной формы - KJ20CR-U11 имеет паз U-образной формы
--	---	--	--	---

<p>Свечи с увеличенной длиной</p> <p>Пример KJ20CR-L11</p>  <ul style="list-style-type: none"> - Боковой электрод конусообразной формы - Более тонкий центральный электрод - Улучшение зажигания - Исключительно для автомобилей указанных марок 	<p>Пример J16AY</p>  <ul style="list-style-type: none"> - Исключительно для Daihatsu - Два боковых электрода обеспечивают длительный срок службы 	<p>Свеча с полуповерхностным зазором</p> <p>Пример W20EKR-S11/W20EPR-S11</p>  <ul style="list-style-type: none"> - Полуповерхностный разряд улучшает воспламеняемость и сопротивление загрязнению - W20EKR-S11 для Honda - W20EPR-S11 для Mitsubishi 	<p>Двухэлектродная свеча с полуповерхностным зазором</p> <p>Пример W20ETR-S11</p>  <ul style="list-style-type: none"> - Двойной заземляющий электрод с промежутком 1 мм - Короткие боковые электроды, расположенные напротив, обеспечивают отличную надежность - Полное выступание способствует лучшему возгоранию - Новый дополнительный зазор повышает сопротивление загрязнению - Исключительно для Toyota и Daihatsu 	<p>Двухэлектродная свеча с закрытым полуповерхностным зазором</p> <p>Пример K20DTR-S11/W20DTR-S11</p>  <ul style="list-style-type: none"> - Конструкция с полуповерхностным зазором - Конец резьбовой части продлен в камеру сгорания - Выступающая часть закрыта для повышения сопротивления загрязнению - Исключительно для Daihatsu и Subaru
--	---	--	--	--

<p>Свеча с центральным электродом звездообразной формы</p> <p>Пример W9LM-US</p>  <ul style="list-style-type: none"> - Используется для свечей малых двигателей - Создает более сильную искру и более легкий запуск двигателя - Снижает вероятность осечек - Снижает загрязнение углеродом - Имеет боковой электрод с U-groove 	<p>Свеча с уменьшенным шестигранником</p> <p>Пример Q16R-U11/Q16PR-U11</p>  <ul style="list-style-type: none"> - Благодаря снижению размера шестигранника (16 мм), свеча получила меньшие размеры 	<p>Свеча с уменьшенным шестигранником, совместимая со стандартом ISO</p> <p>Пример K16-RU11/K16PR-U11</p>  <ul style="list-style-type: none"> - Совместима со стандартами ISO - Обратите внимание на установку: высота в установленном состоянии на 2.5 мм ниже, чем для типа Q 	<p>Малая свеча для малых автомобилей</p> <p>Пример XU22EPR-U</p>  <ul style="list-style-type: none"> - Благодаря снижению размера шестигранника (16 мм), свеча совместима с малыми автомобилями - Размер резьбы 12 мм 	<p>Свечи с длинным корпусом</p> <p>Пример QL20PR-U/QL20TR-S</p>  <ul style="list-style-type: none"> - Удлинение среднего цилиндра позволило сохранить размеры установки - QL20TR-S имеет двойные боковые электроды и полуповерхностный зазор для более эффективного предотвращения загрязнения - Исключительно для Daihatsu
--	---	--	--	---

Свеча с коническим седлом

Пример T16EPR-U



- Исключительно для неяпонских автомобилей, не имеющих уплотнительного кольца

Свеча с резистором



Снижение радиопомех

- Снижение радиопомех
- Добавлен резистор 5 Ком между центральным электродом и сердечником центрального электрода
- Снижает уровень радиопомех, производимых при зажигании
- Основная часть новых автомобилей сейчас обычно выпускается со свечами с резистором

Свеча Platinum ZU


Пример W31ES-ZU



- Боковой электрод конусообразной формы значительно снижает гасящее действие
- Улучшенная воспламеняемость
- Центральный электрод 0,7 мм из особого сплава платины
- Точечная сварка в трех местах для большей надежности

Свеча Platinum

Пример PK20R11



- Использование платины как для центрального электрода, так и для заземляющего электрода
- Тонкий центральный электрод и платиновый наконечник снижают расход топлива, улучшают ходовые характеристики и повышают срок службы

Свеча Platinum для DLI (+ разряд)

Пример PK20R-P11



- Увеличенные по размеру платиновые наконечники предотвращают износ при положительном (+) разряде

Удлиненная свеча Platinum

Пример PKJ20CR-L11



- Положение искры сминуто вглубь камеры сгорания
- Повышение эффективности сгорания
- Улучшенные потребление топлива и ходовые характеристики

Свеча Platinum с двумя электродами

Пример PK20TR11



- Части центрального электрода, обращенные к боковым электродам, имеют платиновые наконечники
- Двухэлектродная конструкция требует меньшего напряжения при положительном (+) заряде

Свеча зажигания с односторонней платиной

Пример Q20PR-P11/K16PR-TP11



- Только центральный электрод имеет платиновый наконечник, позволяющий сделать электрод тонким
- Улучшенные потребление топлива, ходовые характеристики и срок службы
- Боковой электрод имеет конусообразную форму для лучшего поджига

SIP

Пример FK20HR11



Диаметр 0,55 мм, иридий
Диаметр 0,7 мм, платина

- Революционная технология DENSO
- Боковой электрод в форме иглы
- Не имеющее себе равных снижение гасящего действия

OE Свеча Iridium

Пример SK16R-P11/SK20R11



Наконечник из иридия диаметром 0,7 мм
Платиновый наконечник

- Первый в мире сверхтонкий электрод из сплава иридия, диаметром 0,7 мм разработанный DENSO
- Значительное улучшение воспламенения и срока службы

Iridium Power

Пример IK20



- Сверхтонкий иридиевый центральный электрод диаметром 0,4 мм существенно улучшает зажигание и снижает необходимое напряжение пробоя
- Выступающий центральный электрод у большинства типов
- U-образный паз на боковом электроде у большинства типов
- Обрезанный под конус боковой электрод у большинства типов

Iridium Tough

Пример VK20



- Сверхтонкий иридиевый центральный электрод диаметром 0,4 мм существенно улучшает зажигание и снижает необходимое напряжение пробоя
- Боковой электрод с платиновой накладкой позволяет достичь длительного срока службы

New Applications

AUTOMOTIVE	
ALFA ROMEO	SPIDER (939)
AUDI	A 4, A 5
BMW	118 i
CHEVROLET	CORVETTE (C6)
CHEVROLET (EUROPE)	ALERO, CAPTIVA, EPICA
CHRYSLER (EUROPE)	300 C
CITROËN	C4 Picasso
DAIHATSU	SIRION 2
FIAT	500, BRAVO, CROMA, LINEA, PANDA (169), SCUDO, SEDICI, SEICENTO
FORD	GALAXY, MONDEO, S-MAX
LAMBORGHINI	GALLARDO
LEXUS	RX 350
MAZDA	6, MX-5 (NC)

AUTOMOTIVE	
MERCEDES-BENZ	C 200
mitsubishi	i, LANCER (CY), OUTLANDER (2), PAJERO
NISSAN	TIIDA
OPEL	ANTARA, VECTRA-C
PEUGEOT	807
SKODA	OCTAVIA (1Z)
SMART	FORFOUR, FORTWO
SUBARU	IMPREZA (GD, GG), JUSTY (IV), TRIBECA
SUZUKI	JIMNY, SPLASH, SWIFT (RS 416)
TOYOTA	LANDCRUISER, YARIS
VAUXHALL	ANTARA, VECTRA (2)
VW	CADDY (II), EOS, PASSAT (3B/3C), PHAETON, POLO (V), TOUAREG

Discontinued Spark Plugs

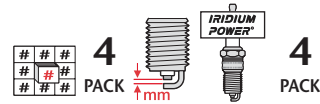
Discontinued	Replacement
MA16PR-U15	MA16PR-U11
MA16R-U	MA16PR-U
MA20R-U	MA20PR-U
MW22	MW17/M22
PT20EPR-C13	VT20
QJ16HR-U	QJ16HR-U9
QJ22CR11	Q22PR-U11
SKJ20CR-L11	VK20
T16PR-U20	T16PR-U15/T16PR-U11
U20M-U	NONE
W22EA	W22EAR
W22EXR-U	W22EPR-U
W22EXR-U11	W22EPR-U11
W24FSR(B)/solid	W24FSR
W25EB	W25EBR
X16EP-U9	X16EPR-U9
X16FS-U	X16FSR-U
X22EP-U	X22EP-U9
X22GPR-U	X24GPR-U
X24EP-U	X24EP-U9
X24FSR-U	X24FS-U

Application tables





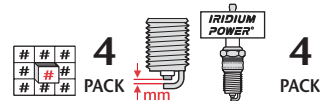
KW



ALFA ROMEO											
33 (905 / 907)											
1.2	46	305.00		'83-'88	W22EP-U	3085	D27	0,7	IW22	107	VW22
1.2	57	AR 307.43		'90-'93	W22EPB	5066	-	0,7	IW22	107	VW22
1.3	55-64	305.02 / 305.87 / 301.68		'83-'90	W22EP-U	3085	D27	0,7	IW22	107	VW22
1.3 4x4 / Sportwagon	65	AR 307.32	W/O Cat	'90-'00	W20EPB	5065	D29	0,8	IW20	106	VW20
1.3 i.e.	65	.. / AR 307.53 IAW		09/'91-'00	W22EP-U	3085	D27	0,7	IW22	107	VW22
1.4 i.e.	64	307.55 - 304.55	Cat	08/'90-'94	W22EP-U	3085	D27	0,7	IW22	107	VW22
1.5	62-77	305.87 / 88		'83-'85	W22EP-U	3085	D27	0,7	IW22	107	VW22
1.5	62-77	301.46 / 301.82 / 305.04	W/O Cat	'83-'90	W22EP-U	3085	D27	0,7	IW22	107	VW22
1.5 Ti Quadr. Oro / Verde	77	305.20		'83-'90	W22EP-U	3085	D27	0,7	IW22	107	VW22
1.5 i.e.	70-72	307.50 / 51	W/O Cat	'90-'94	W22EP-U	3085	D27	0,7	IW22	107	VW22
1.7 Quadr. Verde / Sportwagon	84	305.50		'86-02/'90	W22EP-U	3085	D27	0,7	IW22	107	VW22
1.7 i.e. Quadr. verde	77-79	305.58 - 307.36	- / Cat	'88-'92	W22EP-U	3085	D27	0,7	IW22	107	VW22
1.7 i.e. 16V Quadr. verde	101	305.78	Cat	03/'90-'00	K22PB	5069	-	0,8	IK22	110	VK22
1.7 i.e. 16V / QV / 4x4 / Sportw.	95-98	AR 307.46		01/'90-'00	K20PBR	5060	D105	0,8	IK20	104	VK20Y
1.7 i.e. 16V / QV / 4x4 / Sportw.	95-98	AR 307.47	Cat	01/'90-'00	K20PBR	5060	D105	0,8	IK20	104	VK20Y
75 (162B)											
1.6	81	061.00		'85-09/'89	W22EP-U	3085	D27	0,7	IW22	107	VW22
1.6	77-79	611.01 / 02 - 612.01		08/'89-'92	W22EP-U	3085	D27	0,7	IW22	107	VW22
1.8	85-88	062.02	W/W Cat	'85-'90	W20EP-U	3043	D4	0,8	IW20	106	VW20
1.8 Ti / i.e Turbo	118	061.34 - 061.58		'86-08/'91	W22EP-U	3085	D27	0,7	IW22	107	VW22
1.8 i.e.	90	061.068		10/'88-03/'92	W22EP-U	3085	D27	0,8	IW22	107	VW22
2.0	94	062.12		'85-10/'88	W22ES-U	3093	-	0,7			
2.0 (Fast driving)	94	062.12		'85-10/'88	W24ES-U	4030	-	0,7	IW24	116	
2.0 i Twin spark	106-109	061.66 - 062.24		'86-'93	Q22P-U	3255	-	0,8	IK22	110	VK22
2.5 i V-6	110	016.46		'85-'91	W22EP-U	3085	D27	0,7	IW22	107	VW22
2.5 i V-6	115	019.11 / 01648	Cat	'87-'93	W20EP-U	3043	D4	0,8	IW20	106	VW20
3.0 i V-6	136-141	061.20 - 061.503	W/O Cat	'86-'93	W22EPR-U	3088	D19	0,7	IW22	107	VW22
3.0 i V-6	133-136	061.20 - 061.24	Cat	01/'87-'93	W20EPR-U	3047	D2	0,8	IW20	106	VW20
90 (162)											
1.8	89	062.02		'84-01/'87	W22EP-U	3085	D27	0,7	IW22	107	VW22
2.0	97	062.12		'84-01/'87	W22EP-U	3085	D27	0,7	IW22	107	VW22
2.0 i.e. / Super	94	017.13		'84-01/'87	W22ES-U	3093	-	0,7			
2.0 i.e. / Super (Fast driving)	94	017.13		'84-01/'87	W24ES-U	4030	-	0,7	IW24	116	
2.5 i V-6	100-116	016.46 - 019.11		'84-01/'87	W20EP-U	3043	D4	0,8	IW20	106	VW20
145 / 146 (930)											
1.4 i.e.	66	AR 33501		07/'94->	W22EP-U	3085	D27	0,7	IW22	107	VW22
1.4 i 16V Twin spark	73	AR 33503	Ø 14mm	10/'96->	PK20PR-P8	3245	P27	0,9			VK20Y
For above engine there are two different spark plugs per cylinder required.						IU22	5361	I61	0,7	IU22	I61
1.6 i.e.	76	AR 33201		07/'94->	W22EP-U	3085	D27	0,7	IW22	107	VW22
1.6 i 16V Twin spark	77-88	AR 32101	Ø 14mm	10/'96->	PK20PR-P8	3245	P27	0,9			VK20Y
For above engine there are two different spark plugs per cylinder required.						IU22	5361	I61	0,7	IU22	I61
1.7 i.L 16V	95	AR 33401		07/'94->	Q22P-U	3255	-	0,8	IK22	110	VK22
1.8 i 16V Twin spark	103-106	AR 67106	Ø 14mm	01/'97->	PK20PR-P8	3245	P27	0,9			VK20Y
For above engine there are two different spark plugs per cylinder required.						IU22	5361	I61	0,7	IU22	I61
2.0 i 16V Twin spark	100-115	AR 67204	Ø 14mm	10/'95->	PK20PTR-S9	3380	P80	0,9			VK20Y
For above engine there are two different spark plugs per cylinder required.						IU22	5361	I61	0,8	IU22	I61
147 (937)											
1.6 i 16V Twin spark	76	AR 37203 (103 hp)	Ø 14mm	10/'00->	K20PBR-S10	5060	D105	0,9	IK20	104	VK20
For above engine there are two different spark plugs per cylinder required.						IU22ETR	5361	I61	0,8	IU22	I61
1.6 i 16V Twin spark	88	AR 32104 / AR 38104 (120 hp)	Ø 14mm	10/'00->	PK20PTR-S9	3380	P80	0,9			VK20Y
For above engine there are two different spark plugs per cylinder required.						IU22	5361	I61	0,7	IU22	I61
2.0 i 16V Twin spark	110-115	AR 32310	Ø 14mm	10/'00->	PK20PTR-S9	3380	P80	0,9			VK20Y
For above engine there are two different spark plugs per cylinder required.						IU22	5361	I61	0,7	IU22	I61
2.0 JTS 16V	122	937.A1.000 (Direct injection)		10/'00->	PK20PTR-S9	3380	P80	0,9			VK20Y
3.2 i V-6 24V GTA	184	932 A000		03/'02->	PK20PR-P8	3245	P27	0,8			VK20Y
155 (167)											
1.6 i 16V Twin spark	88		Ø 14mm	06/'96->	PK20PR-P8	3245	P27	0,9			VK20Y
For above engine there are two different spark plugs per cylinder required.						IU22	5361	I61	0,8	IU22	I61
1.7 i Twin spark	85-93	AR 067.105		04/'93->	Q22P-U	3255	-	0,8	IK22	110	VK22
1.8 i Twin spark	93	067.101 / 102 / 103		02/'92->	Q22P-U	3255	-	0,8	IK22	110	VK22
1.8 i 16V Twin spark	103	AR 67 106	Ø 14mm	06/'96->	PK20PR-P8	3245	P27	0,9			VK20Y
For above engine there are two different spark plugs per cylinder required.						IU22	5361	I61	0,8	IU22	I61
2.0 i Twin spark	110	067.201 / 202		02/'92->	Q22P-U	3255	-	0,8	IK22	110	VK22
2.0 Ti 16V Quadr. 4 (4x4)	137	067.203	Turbo	02/'92->	W20EPBR-S	5067	D1	0,7	IW20	106	VW20
2.0 i 16V Twin spark	110	AR 67204	Ø 14mm	03/'95->	PK20PR-P8	3245	P27	0,9			VK20Y
For above engine there are two different spark plugs per cylinder required.						IU22	5361	I61	0,8	IU22	I61
2.5 i V-6	121	067.301		02/'92->	W22EPR-U	3088	D19	0,8	IW22	107	VW22
156 (932)											
1.6 i 16V Twin spark	88	AR 32.101	Ø 14mm	09/'97->	PK20PR-P8	3245	P27	0,9			VK20Y
For above engine there are two different spark plugs per cylinder required.						IU22	5361	I61	0,7	IU22	I61



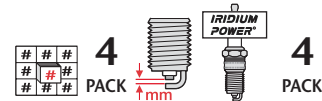
KW



ALFA ROMEO <i>continued</i>												
1.8	i 16V	Twin spark	103-106	AR 67.106 / AR 32.201	Ø 14mm	09/'97->	PK20PR-P8	3245	P27	0,9		VK20Y
For above engine there are two different spark plugs per cylinder required.					Ø 10mm		IU22	5361	I61	0,7	IU22	I61
2.0	i 16V	Twin spark	115	AR 67.204	Ø 14mm	09/'97-05/'99	PK20PTR-S9	3380	P80	0,9		VK20Y
For above engine there are two different spark plugs per cylinder required.					Ø 10mm		IU22	5361	I61	0,7	IU22	I61
2.0	i 16V	Twin spark	114	AR 32.301	Ø 14mm	05/'99->	PK20PTR-S9	3380	P80	0,9		VK20Y
For above engine there are two different spark plugs per cylinder required.					Ø 10mm		IU22	5361	I61	0,7	IU22	I61
2.0	i 16V	JTS	122	937 A1.000 (Direct injection)		03/'02->	PK20PTR-S9	3380	P80	0,9		
2.5	i V-6	24V	140	AR 32.401		10/'97->	PK20PR-P8	3245	P27	0,8		VK20Y
3.2	i V-6	24V GTA	184	932 A000		03/'02->	PK20PR-P8	3245	P27	0,8		VK20Y
159												
1.9	JTS		118	939.A6.000	Direct injection	09/'05->	IK16	5303	I03	1,1	IK16	I03
2.2	JTS		136	939.A5.000	Direct injection	09/'05->	IK16	5303	I03	1,1	IK16	I03
3.2	JTS Q4		191	939.A000	Direct injection	12/'05->	PT16VR10	5093		1,1	ITV16	I38
164 (164)												
2.0	i	Twin spark	102-107	064.16 - 064.20	W/W	06/'87-09/'92	Q22P-U	3255	-	0,8	IK22	I10
2.0	i	Twin spark	106	AR 64103	Cat	09/'92->	Q22P-U	3255	-	0,8	IK22	I10
2.0	Ti		126	064.76	Turbo	'88-'91	W22EPR-U	3088	D19	0,8	IW22	I07
2.0	Ti V-6		151	64102	Turbo/Cat	'90-09/'92	W22EP-U	3085	D27	0,8	IW22	I07
2.0	i	V-6 Super TB	148	AR 064.102	Turbo/Cat	09/'92->	W22EPB	5066	-	0,8	IW22	I07
2.5	i	V-6	120	AR 662.01	Cat	09/'92->	W20EPR-U	3047	D2	0,7	IW20	I06
3.0	i	V-6	132-140	064.10 / 064.12 Cat	W/W	06/'87-09/'92	W22EP-U	3085	D27	0,8	IW22	I07
3.0	i	V-6	132	AR 064.305	Cat	09/'92->	W22EPR-U	3088	D19	0,8	IW22	I07
3.0	i.e.	V-6 Quadr. verde	147	64.301	Cat	09/'90-09/'92	P20PR8	3115	-	0,8		VW20
3.0	i.e.	V-6 24V Quadr. verde	168-171	AR 064.304	Cat	09/'92->	PK20PR-P8	3245	P27	0,8		VK20Y
3.0	i.e.	V-6 24V Super	152-155	AR 066.301	Cat	09/'92->	PK20PR-P8	3245	P27	0,8		VK20Y
3.0	i.e.	V-6 24V Q4 (4x4)	170	AR 64.308	Cat	02/'94->	PK20PR-P8	3245	P27	0,8		VK20Y
166 (936)												
2.0	i 16V	Twin spark	114	AR 34.103		09/'98->	PK20PR-P8	3245	P27	0,9		VK20Y
For above engine there are two different spark plugs per cylinder required.							IU22	5361	I61	0,7	IU22	I61
2.0	i V-6	Turbo	151	AR 34.102		09/'98->	W20EPR-U	3047	D2	0,7	IW20	I06
2.5	i V-6	24V	140	AR 34.201		09/'98->	PK20PR-P8	3245	P27	0,8		VK20Y
3.0	i V-6	24V	166	AR 34.301		09/'98->	PK20PR-P8	3245	P27	0,8		VK20Y
3.2	V-6	24V	166	936A		06/'03->	K22PR-ZU	3290	-	0,8	IK22	I10
BRERA												
2.2	JTS		136	939.A5.000	Direct injection	01/'06->	IK16	5303	I03	1,1	IK16	I03
3.2	JTS Q4		191		Direct injection	01/'06->	PT16VR10	5093		1,1	ITV16	I38
GIULIA												
1.3	...	/ Nuova Super 1300	64	... / 005.30		'64-'79	W22EP-U	3085	D27	0,8	IW22	I07
1.5						'64-'79	W22EP-U	3085	D27	0,8	IW22	I07
1.6	...	/ Nuova Super 1600	76	... / 005.26		'64-'79	W22EP-U	3085	D27	0,8	IW22	I07
GT												
1.8	TS	16V	103	AR 32205	Ø 14mm	11/'03->	PK20PR-P8	3245	P27	0,9		VK20Y
For above engine there are two different spark plugs per cylinder required.					Ø 10mm		IU22	5361	I61	0,7	IU22	I61
2.0	JTS	16V	121	937.A1.000 (Direct injection)		11/'03->	PK20PTR-S9	3380	P80	0,9		VK20Y
3.2	V-6	24V	176	936.A6.000		11/'03->	PK20PR-P8	3245	P27	0,9		VK20Y
GTV (916C..)												
1.8	i 16V	Twin spark	106	AR 322.01	Ø 14mm	01/'97->	PK20PTR-S9	3380	P80	0,9		VK20Y
For above engine there are two different spark plugs per cylinder required.					Ø 10mm		IU22	5361	I61	0,7	IU22	I61
2.0	i 16V	Twin spark	110	AR 162.01	Ø 14mm	04/'95->	PK20PTR-S9	3380	P80	0,9		VK20Y
For above engine there are two different spark plugs per cylinder required.					Ø 10mm		IU22	5361	I61	0,8	IU22	I61
2.0	i 16V	JTS	121	937 A1		06/'03->	PK20TR11	3253	P12	0,8	SK20R11	S2
2.0	i	V-6 Turbo	148	AR 162.02		04/'95->	W22EP-U	3085	D27	0,8	IW22	I07
3.0	i	V-6 24V	162	AR 161.02		10/'96->	PK20PR-P8	3245	P27	0,8		VK20Y
3.2	V-6	24V	176	932 A000		04/'03->	PK20PR-P8	3245	P27	0,8		VK20
SPIDER (115)												
2.0	i		88	15.88	Cat	01/'90-'95	W22EP-U	3085	D27	0,8	IW22	I07
SPIDER (916)												
1.8	i 16V	Twin spark	106	AR 67.106	Ø 14mm	01/'97->	PK20PTR-S9	3380	P80	0,9		VK20Y
For above engine there are two different spark plugs per cylinder required.					Ø 10mm		IU22	5361	I61	0,7	IU22	I61
2.0	i 16V	Twin spark	110	AR 67204	Ø 14mm	04/'95->	PK20PTR-S9	3380	P80	0,9		VK20Y
For above engine there are two different spark plugs per cylinder required.					Ø 10mm		IU22	5361	I61	0,8	IU22	I61
2.0	JTS	16V	122	937.A1.000 (Direct injection)		04/'03->	PK20PTR-S9	3380	P80	0,9		VK20Y
2.0	i	V-6 Turbo	147	AR 016.202		08/'98->	W20EPR-U	3047	D2	0,9	IK20	I04
3.0	i	V-6	141	AR 161.01		04/'95->	P20PR8	3115	-	0,8		VW20
3.0	i	V-6 24V	162	AR 016.102		08/'98->	PK20PR-P8	3245	P27	0,8		VK20Y
3.2	V-6	24V		932 A000		04/'03->	PK20PR-P8	3245	P27	0,8		VK20
SPIDER (939)												
2.2	JTS		136	939 A5.000	Direct injection	09/'06->	IK16	5303	I03	1,1	IK16	I03
3.2	JTS Q4		191	939.A000	Direct injection	09/'06->	PT16VR10	5093		1,1	ITV16	I38
SZ / RZ												
3.0	i	V-6 Zagato	152	615.01		'90-'94	W20EPR-ZU	3291	-	0,9	IW20	I06



KW



4 PACK

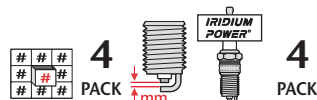


4 PACK

ARO											
DUSTER											
1.4	SERIE 10 S	47	IAP-810-R99	4 Cyl.	'80->	W20FP-U	3068	D18	0,8	IWF20	178
SERIE 100											
1.4	100 / 101 / 103 / 104	47	IAP-810-R99	4 Cyl.	'78->	W20FP-U	3068	D18	0,8	IWF20	178
SERIE 240											
2.5	240 / 243 / 244	61	L-25	4 Cyl.	'78->	W22FPR-U	4022	-	0,7	IWF22	179
ASIA											
ROCSTA (BA)											
1.8	i	57	F8 (OHC)		06/'93->	W16EPR-U	3021	D6	0,8	IW16	105 VW16
ASTON MARTIN											
DB7											
3.2	L-6 24V	250	AJ 6.4 (Eaton Compr.)		03/'94->	Q22PR-U	3010	D23	0,8	IK22	110 VK22
5.9	V-12 48V	309	Cosworth V-12		11/'00->	PT16EPR-L13	5070	P18	1,2	IT16	125 VT16
LAGONDA											
5.3	V-8	228			'85-'91	W20EXR-U	3066	D26	0,8	IW20	106 VW20
SALOON											
5.3	V-8	228			'72-'88	W20EPR-U	3047	D2	0,8	IW20	106 VW20
VANTAGE											
5.3	V-8		Carb.		->'85	W20EP-U	3043	D4	0,8	IW20	106 VW20
5.3	V-8		Compression (9.3:1)		03/'86-12/'89	W22EPR-U	3316	-	0,9	IW22	107 VW22
5.3	V-8		High compression (10.2:1)		'86	IW24	5316	I16	0,6	IW24	116
5.3	i V-8 32V Supercharged	410			'93->	Q24PR-ZU	3159	-	0,6	IK24	111
5.3	i V-8		Fi		'85-'90	W22EPR-U	3088	D19	0,7	IW22	107 VW22
VIRAGE											
5.3	V-8 32V	246			'90->	Q20PR-U	3007	D12	0,8	IK20	104 VK20
VOLANTE											
4.0	V-8				'63-'74	W20EP-U	3043	D4	0,6	IW20	106 VW20
5.3	V-8	228	OHC		01/'86->	W20EPR-U	3047	D2	0,8	IW20	106 VW20
5.3	V-8 32V				'90->	Q20PR-U	3007	D12	0,8	IK20	104 VK20
ZAGATO											
5.3	V-8	318			'86-'88	W22EPR-U	3088	D19	0,7	IW22	107 VW22
AUDI											
80											
1.6		55	RN		09/'86-09/'91	W16EPB-10	5064	-	1,0	IW16	105 VW16
1.6		51	PP	Cat	03/'84-08/'91	W20EPBR-S	5067	D1	1,0	IW16	105 VW16
1.6	i	75	ABB		08/'90-07/'93	W20EPB	5065	D29	0,8	IW20	106 VW20
1.6	i	52	ABM	Cat	01/'92-12/'94	W20EPBR-S	5067	D1	0,8	IW16	105 VW16
1.6	i	74	ADA		07/'93-12/'94	W20EPBR-S	5067	D1	0,8	IW20	106 VW20
1.8	... / Quattro / S	64-66	DS - JV - NE	+ (S, CH)	09/'82-10/'91	W20EPB	5065	D29	0,8	IW20	106 VW20
1.8	i ... / Quattro / S	64-66	SF - JN - PM	Cat	01/'83-10/'91	W20EPBR-S	5067	D1	0,8	IW20	106 VW20
1.8	E / GTE / Quattro	81-82	DZ - PV - MU		01/'83-12/'87	W20EPB	5065	D29	0,8	IW20	106 VW20
1.8		55	RU	W/W Cat	10/'86-10/'91	W20EPBR-S	5067	D1	0,8	IW16	105 VW16
1.9	i E / Quattro	83	SD	Cat	08/'86-07/'88	W20EPBR-S	5067	D1	0,8	IW20	106 VW20
2.0	i	85	PS	W/W Cat	04/'87-10/'91	W20EPBR-S	5067	D1	0,8	IW20	106 VW20
2.0	i .. / Quattro	83	3 A	Cat	08/'88-10/'90	W20EPBR-S	5067	D1	0,8	IW20	106 VW20
2.0	i .. / Quattro	85	AAD	Cat	08/'88-10/'91	W20EPB	5065	D29	0,8	IW20	106 VW20
2.0	i .. / Quattro	85	ABK	Cat	08/'91-12/'94	W20EPBR-S	5067	D1	0,9	IW20	106 VW20
2.0	i	66	ABT	Cat	09/'91-12/'94	W20EPBR-S	5067	D1	0,9	IW20	106 VW20
2.0	i 16V / Quattro 16V	101	6 A	Cat	03/'90-07/'92	K22PBR-S	5062	-	0,8	IK22	110 VK22
2.0	i 16V / Quattro 16V	101	6 A (High performance)	Cat	03/'90-07/'92	K22PR-ZU	3290	-	0,8	IK22	110 VK22
2.0	i 16V / Quattro 16V	103	ACE	Cat	01/'92-12/'94	K22PBR-S	5062	-	0,8	IK22	110 VK22
2.0	i 16V / Quattro 16V	103	ACE (High performance)	Cat	01/'92-12/'94	K22PR-ZU	3290	-	0,8	IK22	110 VK22
2.2	S 2	169	ABY (5 Cyl.)	Cat	10/'92-12/'94	PK22PR8	3273	-	0,8	IK22	110 VK22
2.2	Avant RS 2	232	ADU (5 Cyl.)	Cat	03/'94-'00	PK22PR8	3273	-	0,8	IK22	110 VK22
2.3	i ... / Quattro	98-100	NG (5 Cyl.)	Cat	09/'91-'00	W20EPBR-S	5067	D1	0,8	IW20	106 VW20
2.6	i V-6 ... / Quattro	110	ABC	Cat	04/'92-'00	K20PBR-S10	5061	D76	1,0	IK20	104 VK20
2.6	i V-6	106	ACZ	Cat	08/'93-'00	K20PBR-S10	5061	D76	1,0	IK20	104 VK20
2.8	i V-6 ... / Quattro	128	AAH	Cat	08/'91-'00	K20PBR-S10	5061	D76	1,0	IK20	104 VK20
90											
2.0		81-85	JS-HP-JL-SK (5 Cyl.)	W/W Cat	08/'84-07/'91	W20EPB	5065	D29	0,8	IW20	106 VW20
2.0		85	PS (5 Cyl.)	W/W Cat	10/'84-07/'91	W20EPBR-S	5067	D1	0,8	IW20	106 VW20
2.0		83-85	3 A - AAD	Cat	09/'87-10/'90	W20EPBR-S	5067	D1	0,8	IW20	106 VW20
2.0	i 20V / Quattro 20V	118	NM (5 Cyl.)		08/'88-10/'91	K22PB	5069	-	0,8	IK22	110 VK22
2.2	i ... / Quattro	100	KV - HY (5 Cyl.)	W/W Cat	08/'84-10/'91	W20EPB	5065	D29	0,8	IW20	106 VW20
2.3	... / Quattro	85	KX (5 Cyl.)		01/'85-03/'87	W20EPB	5065	D29	0,8	IW20	106 VW20
2.3	i ... / Quattro	98-100	NG (5 Cyl.)	W/W Cat	04/'87-09/'91	W16ETR-S	3285	-	0,8	IW16	105 VW16
2.3	i 20V / Quattro 20V	125	7 A (5 Cyl.)	Cat	11/'88-09-91	K22PBR-S	5062	-	0,8	IK22	110 VK22
2.8	i V-6 ... / Quattro	128	AAH	Cat	01/'92-'00	K20PBR-S10	5061	D76	1,0	IK20	104 VK20



KW

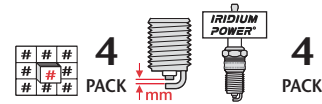


AUDI continued												
100												
1.6		75	ABB		08/90-10/93	W20EPB	5065	D29	0,8	IW20	106	VW20
1.8	i .. / Quattro	66	4 B	Cat	01/88-11/90	W20EPBR-S	5067	D1	0,8	IW20	106	VW20
1.8	.. / Quattro	66	DS - JW - NP	W/W Cat	09/82-12/90	W20EPB	5065	D29	0,8	IW20	106	VW20
1.8	.. / Quattro	66	SH	Cat	02/86-07/90	W20EPBR-S	5067	D1	0,8	IW20	106	VW20
2.0	i .. / Quattro	85	RT (5 Cyl.)	W/W Cat	01/88-12/90	W20EPBR-S	5067	D1	0,8	IW20	106	VW20
2.0	i .. / Quattro	85	AAD	Cat	01/91-00	W20EPBR-S	5067	D1	0,8	IW20	106	VW20
2.0		74	AAE		12/90-07/94	W20EPBR-S	5067	D1	0,8	IW20	106	VW20
2.0	i	85	ABK	Cat	08/91-07/94	W20EPBR-S	5067	D1	0,8	IW20	106	VW20
2.0	16V / Quattro 16V	103	ACE		01/92-07/94	K22PBR-S	5062	-	0,8	IK22	110	VK22
2.2	Turbo / Turbo Quattro	118-121	MC (5 Cyl.)		08/86-12/90	W20EPB	5065	D29	0,8	IW20	106	VW20
2.2	i .. / Quattro	101	KU - HX (5 Cyl.)	W/W Cat	10/83-12/90	W20EPB	5065	D29	0,7	IW20	106	VW20
2.2	S 4	169	AAN (5 Cyl.)		08/91-00	PK22PR8	3273	-	0,8	IK22	110	VK22
2.3	.. / Quattro	100	NF (5 Cyl.)		08/85-12/90	W20EPB	5065	D29	0,8	IW20	106	VW20
2.3	.. / Quattro	98	AAR (5 Cyl.)	W/W/Cat	12/90-07/94	W16ETR-S	3285	-	0,8	IW20	106	VW20
2.6	i V-6 .. / Quattro	106	ACZ		08/93-07/94	K20PBR-S10	5061	D76	1,0	IK20	104	VK20
2.6	i V-6 .. / Quattro	110	ABC	Cat	06/92-07/94	K20PBR-S10	5061	D76	1,0	IK20	104	VK20
2.8	i V-6 .. / Quattro	128	AAH	Cat	12/90-07/94	K20PBR-S10	5061	D76	1,0	IK20	104	VK20
4.2	S 4	206	ABH (V-8)	Cat	12/92-07/94	T20EPR-U	5032	D7	0,9	IT20	126	VT20
200												
2.2	i Turbo / Turbo Quattro	118-121	MC (5 Cyl.)	Cat	08/85-12/90	W20EPB	5065	D29	0,8	IW20	106	VW20
2.2	Turbo Quattro 20V	162	3 B (5 Cyl.)	Cat	03/89-11/90	PK22PR8	3273	-	0,8	IK22	110	VK22
2.2	Turbo Quattro	147	1 B (5 Cyl.)		02-88-12/90	W20EPB	5065	D29	0,8	IW20	106	VW20
2.2	Turbo	140-147	1 B - 2 B (5 Cyl.)		02-88-12/91	W20EPB	5065	D29	0,8	IW20	106	VW20
A 2												
1.4 (8Z0)		55	AUA, BBY		09/99->	K20PBR-S10	5061	D76	1,0	IK20	104	VK20
1.6 (8Z0)	FSI	81	BAD	Direct injection	05/02->	K20PBR-S10	5061	D76	1,0	IK20	104	VK20
A 3												
1.6 (8L1)		74	ADP, AEH, AKL, APF, AVU		96-03	K20PBR-S10	5061	D76	1,0	IK20	104	VK20
1.8 (8L1)	20V	92	ADR, AGN, APG		96-03	K20PBR-S10	5061	D76	1,0	IK20	104	VK20
1.8 (8L1)	20V Turbo	110	AEB, AGU, AQA, ARZ, ARX, AUM		96-03	PK20PR-P8	3245	P27	0,8			VK20Y
1.8 (8L1)	20V Turbo	132	APP, AJQ, AUQ		08/98-03	PK20PR-P8	3245	P27	0,8			VK20Y
1.6 (8P1)	i	75	BGU, BSE, BSF		05/03->	K20PBR-S10	5061	D76	1,0	IK20	104	VK20
1.6 (8P1)	FSI	85	BAG, BLF, BLP	Direct injection	08/03-12/04	K20PBR-S10	5061	D76	1,0	IK20	104	VK20
2.0 (8P1)	FSI	110	AXW, BHD, BLR, BLX, BMB		03/03->	VKA16*	5622	V22	1,1			VKA16*
2.0 (8P1)	FSI Turbo	147	AXX	Direct injection	09/04->	PK20PR-P8	3245	P27	0,8	SVK20R-Z8	S18	VK20Y
3.2 (8P1)	V-6 24V	184	BDB, BMJ		07/03->	VXU22	5608	V08	0,9			VXU22
A 4												
1.6 (8D)		52	ABM		94-01	W20EPBR-S	5067	D1	0,8	IW20	106	VW20
1.6 (8D)		74	ADP, ALZ, ARM, ANA, AHL		94-01	K20PBR-S10	5061	D76	0,8	IK20	104	VK20
1.6 (8D)		74	ABA, ARM		06/94-01	W20EPBR-S	5067	D1	0,8	IW20	106	VW20
1.6 (8E2)		75	ALZ		11/00->	K20PBR-S10	5061	D76	1,0	IK20	104	VK20
1.6 (8EC)	i	75	ALZ		11/04->	K20PBR-S10	5061	D76	1,0	IK20	104	VK20
1.8 (8D)		85	AFY		08/95-01	K20PBR-S10	5061	D76	1,0	IK20	104	VK20
1.8 (8D)	20V	92	ADR, ARG, APT, AVV		94-01	K20PBR-S10	5061	D76	1,0	IK20	104	VK20
1.8 (8D)	20V Turbo	110	AEB		94-07/98	K20PBR-S10	5061	D76	0,8			VK20Y
1.8 (8D)	20V Turbo	110	ARK, APU, ANB, AWT, ATW		08/98-01	PK20PR-P8	3245	P27	0,8			VK20Y
1.8 (8D)	20V Turbo	132	AJL, AQC		08/97-01	PK20PR-P8	3245	P27	0,8			VK20Y
1.8 (8E2)	20V Turbo	110	AVJ		11/00->	PK20PR-P8	3245	P27	0,8			VK20Y
1.8 (8E2)	20V Turbo	120	BFB		04/02->	PK20PR-P8	3245	P27	0,8			VK20Y
1.8 (8EC)	i 20V Turbo	120	BFB		11/04->	PK20PR-P8	3245	P27	0,8	SVK20R-Z8	S18	VK20Y
2.0 (8D)		66	ABT		11/94-01	W20EPBR-S	5067	D1	0,8	IW20	106	VW20
2.0 (8D)		79	ADW		94-01	W20EPBR-S	5067	D1	0,8	IW20	106	VW20
2.0 (8E2)	20V	96	ALT		11/00->	K20PBR-S10	5061	D76	1,0	IK16	103	VK16
2.0 (8E2)	FSI 16v	110	AWA		07/02->	VKA16*	5622	V22	1,1			VKA16*
2.0 (8EC)	i 20V	96	ALT		11/04->	K20PBR-S10	5061	D76	1,0	IK20	104	VK20
2.0 (8EC)	FSI Turbo	147	BGB, BWE	Direct injection	11/04->	PK20PR-P8	3245	P27	0,8	SVK20R-Z8	S18	VK20Y
2.0 (8EC)	FSI Turbo	162	BUL	Direct injection	06/05->	PK20PR-P8	3245	P27	0,8	SVK20R-Z8	S18	VK20Y
2.4 (8D)	V-6	110	AFM		07/95-01	K20PBR-S10	5061	D76	1,0	IK20	104	VK20
2.4 (8D)	V-6 30V	121	AGA, AJC, ALF, AML, AMM, APS, APZ, ARJ		08/97-01	K20TXR	5063	D20	0,8	IK20	104	VK20Y
2.4 (8E2)	V-6 30V	125	AML, BDV, ..		09/01->	K20TXR	5063	D20	0,8	IK20	104	VK20Y
2.6 (8D)	V-6	102-110	ACZ, ABC		11/94-01	K20PBR-S10	5061	D76	1,0	IK20	104	VK20
2.8 (8D)	V-6	120-128	AFC, AAH		94-01	K20PBR-S10	5061	D76	1,0	IK20	104	VK20
2.8 (8D)	V-6 30V	142	ACK, ALG, APR, AMX		04/96-01	K20TXR	5063	D20	0,8	IK20	104	VK20Y
2.8 (8D)	V-6 30V	142	ADQ, ATQ		02/99-01	K20TXR	5063	D20	0,8	IK20	104	VK20Y
3.0 (8E2)	V-6 30V	155-160	ASN, BBJ		11/00->	K20TXR	5063	D20	0,8	IK20	104	VK20Y
4.2 (8EC/ED)	S4 i V-8 32V	253	BBK, BHF		11/04->	K20PBR-S10	5061	D76	1,0	IK20	104	VK20
A 5												
1.8	TFSI 16V	125	CABD	Turbo	11/07->	PK20PR-P8	3245	P27	0,8			VK20Y
A 6												
1.8 (4A)		85-88	AFY		08/95->	K20PBR-S10	5061	D76	1,0	IK20	104	VK20
1.8 (4A)	20V	92	ADR, AJP, AQR, ARH, AQE		94->	K20PBR-S10	5061	D76	0,8	IK20	104	VK20Y

* Only available in RU, TR and ISR




KW



AUDI continued											
1.8 (4B)	20V Turbo	110	AEB, ARK, APU, ANB, AWT		04/'97->	PK20PR-P8	3245	P27	0,8		VK20Y
1.8 (4B)	20V Turbo	132	AJL, AQC		08/'97->	PK20PR-P8	3245	P27	0,8		VK20Y
2.0 (4A)		74-85	AAE, ADW, ABK		06/'94->	W20EPBR-S	5067	D1	0,8	IW20	VW20
2.0 (4A)	16V	103	ACE		06/'94->	K22PBR-S	5062	-	0,8	IK22	VK22
2.0 (4B)	20V	96	ALT		08/'01->	K20PBR-S10	5061	D76	1,0	IK20	VK20
2.0 (4A)	FSI Turbo	125	BPJ	Direct injection	06/'05->	PK20PR-P8	3245	P27	0,8	SVK20R-Z8	VK20Y
2.2 (4A)	i 20V Turbo	169	AAN (5 Cyl.)		07/'96-07/'97	PK22PR8	3273	-	0,7	IK22	VK22
2.3 (4A)		98	AAR (5 Cyl.)		06/'94->	W16ETR-S	3285	-	0,8	IW16	VW16
2.4 (4A)	V-6	110	AFM, ALW, ARN		07/'95-'97	K20PBR-S10	5061	D76	1,0	IK20	VK20
2.4 (4B)	V-6 30V	121	AJG, AGA, ALF, APC		04/'97->	K20TXR	5063	D20	0,8	IK20	VK20Y
2.4 (4B)	V-6 30V	121	AML, APS, ARJ, AMM, APZ		08/'98->	K20TXR	5063	D20	0,8	IK20	VK20Y
2.6 (4A)	V-6	102-110	ACZ, ABC		06/'94-10/'97	K20PBR-S10	5061	D76	1,0	IK20	VK20
2.7 (4B)	V-6 30V Biturbo	169-184	AJK, APB, AZA, ARE		11/'97->	PK20PR-P8	3245	P27	0,8		VK20Y
2.8 (4A)	V-6	120-128	AAH, AFC		06/'94->	K20PBR-S10	5061	D76	1,0	IK20	VK20
2.8 (4A)	V-6	128	AEJ	(GUS)	07/'95->	K16PR-U	3191	D77	0,8	IK16	VK16
2.8 (4A)	V-6	128	AAH, AFC		'94->	K20PBR-S10	5061	D76	1,0	IK20	VK20
2.8 (4A)	V-6 30V	132-142	AGE, ACK, AHA, ALG, AMX		12/'95->	K20TXR	5063	D20	0,8	IK20	VK20Y
3.0 (4B)	V-6 30V	162	ASN, BBJ		08/'01->	K20TXR	5063	D20	0,8	IK20	VK20
3.7 (4B)	V-8 40V	191	AQG, ACK		10/'98->	K20TXR	5063	D20	0,8	IK20	VK20Y
4.2 (4B)	V-8 40V	221-246	ARS, ART, BAT		04/'99->	PK20PTR-S9	3380	P80	0,9		VK20Y
A 8											
2.8 (4D)	V-6	128	AEJ	(GUS)	07/'95->	K16PR-U	3191	D77	0,8	IK16	VK16
2.8 (4D)	V-6 30V	142	ADQ, ATQ, APR, APX, ATX		'98->	K20TXR	5063	D20	0,8	IK20	VK20Y
2.8 (4D)	V-6 30V	142	ACK, ALG, AMX, APR, AQD		04/'96->	K20TXR	5063	D20	0,8	IK20	VK20Y
3.0 (4E)	V-6	162	ASN, BBJ		07-'03->	PK20PTR-S9	3380	P80	0,9		VK20
3.7 (4D)	V-8	169	AEW, AKJ		07/'95-12/'98	T20EPR-U	5032	D7	1,0	IT20	VT20
3.7 (4D)	V-8 40V	191	AQG, ACK		10/'98->	PK20PTR-S9	3380	P80	0,9		VK20Y
3.7 (4E)	V-8 40V	202	AQG, ACK		09/'02->	PK20PTR-S9	3380	P80	0,9		VK20
4.2 (4D)	V-8	180-220	ABH, AEM, AGH, ABZ, AKG		06/'94-12/'98	T20EPR-U	5032	D7	0,8	IT20	VT20
4.2 (4D)	V-8 40V	228-257	AKB, AQF, AKD, ARU		08/'98->	PK20PTR-S9	3380	P80	0,9		VK20Y
4.2 (4E)	V-8 40V	246	AKB, AQF, AKD, ARU		09/'02->	PK20PTR-S9	3380	P80	0,9		VK20
6.0 (4D)	W-12 48V	309	AZC		03/'01->09/'02	PKJ20CR-L11	3247	-	1,1		VK20
6.0 (4E)	W-12 48V	309	BHT, BTE		12/'03->	PKJ20CR-L11	3247	-	1,1		VK20
CABRIO											
1.8	20V	92	ADR		05/'97-'01	K20PBR-S10	5061	D76	0,9	IK20	VK20
2.0		85	ABK		01/'93-05/'97	W20EPBR-S	5067	D1	0,8	IW20	VW20
2.0	16V	103	ACE		06/'94-'01	K22PBR-S	5062	-	0,8	IK22	VK22
2.3		98-100	NG (5 Cyl.)		07/'91-'01	W16ETR-S	3285	-	0,8	IW16	VW16
2.6	V-6	110	ABC		01/'94-'01	K20PBR-S10	5061	D76	1,0	IK20	VK20
2.8	V-6	128	AAH, AFC		11/'92-'01	K20PBR-S10	5061	D76	1,0	IK20	VK20
COUPE											
1.8		82	DZ		08/'86-07/'91	W20EPB	5065	D29	0,8	IW20	VW20
1.8		79	PV		08/'86-12/'87	W20EPB	5065	D29	0,8	IW20	VW20
1.8		64-66	DS - JV		09/'82-12/'87	W20EPB	5065	D29	0,8	IW20	VW20
2.0	i 16V	103	ACE	Cat	01/'92-'96	K22PBR-S	5062	-	0,8	IK22	VK22
2.0	5 E	83-85	HP - JS - SK (5 Cyl.)		03/'83-07/'91	W20EPB	5065	D29	0,8	IW20	VW20
2.0	i 16V	101	6 A	Cat	03/'90-07/'92	K22PBR-S	5062	-	0,8	IK22	VK22
2.0		83	3 A		05/'89-07/'90	W20EPBR-S	5067	D1	0,8	IW20	VW20
2.0	i	85	ABK	Cat	08/'91-'96	W20EPBR-S	5067	D1	0,8	IW20	VW20
2.0	i	85	AAD	Cat	10/'90-07/'91	W20EPBR-S	5067	D1	0,8	IW20	VW20
2.0	i 20V / Quattro 20V	118	NM (5 Cyl.)		11/'88-07/'91	K22PB	5069	-	0,8	IK22	VK22
2.2	.. / Quattro	100	KV - HY - JT (5 Cyl.)		08/'84-07/'91	W20EPB	5065	D29	0,8	IW20	VW20
2.3	i .. / Quattro	98-100	NG (5 Cyl.)	Cat	10/'87-'96	W16ETR-S	3285	-	0,8	IW16	VW16
2.3	i 20V / Quattro 20V	125	7 A (5 Cyl.)	Cat	11/'88-09-91	K22PBR-S	5062	-	0,8	IK22	VK22
2.6	i V-6 .. / Quattro	110	ABC	Cat	06/'92-'96	K20PBR-S10	5061	D76	1,0	IK20	VK20
2.8	i V-6 .. / Quattro	128	AAH	Cat	09/'91-'96	K20PBR-S10	5061	D76	1,0	IK20	VK20
2.2	S 2	162	3 B (5 Cyl.)	Cat	09/'90-'96	PK22PR8	3273	-	0,8	IK22	VK22
2.2	S 2	169	ABY (5 Cyl.)	Cat	10/'92-'96	PK22PR8	3273	-	0,8	IK22	VK22
QUATTRO											
2.2		119	WX (5 Cyl.)	(CH,J,S)	03/'82-07/'89	W22EPR-ZU	3281	-	0,8	IW22	VW22
2.2		119	WX (5 Cyl.)	(USA,CDN)	03/'82-07/'89	W22EPR-ZU	3281	-	0,8	IW22	VW22
2.2		147	CV - WR (5 Cyl.)		07/'80-07/'87	W24ES-ZU	4032	-	0,8	IW24	VW24
2.2 (SPORT)		220-225	KW (5 Cyl.)		05/'84-07/'87	X27ESR-ZU	4172	-	0,8	IX27	VW27
2.2		162	RR (5 Cyl.)		08/'89-07/'91	PK22PR8	3273	-	0,8	IK22	VK22
2.3		147	MB (5 Cyl.)		08/'86-07/'89	W20EPB	5065	D29	0,8	IW20	VW20
RS 4											
2.7	V-6 30V Biturbo (+Quattro)	280	ASJ, AZR		05/'00-'01	PK22PR8	3245	-	0,8	IK22	VK22
2.7	V-6 30V Biturbo	281	AZR (APB)		11/'00->	PK22PR8	3273	-	0,8	IK22	VK22
RS 6											
4.2 (4B)	V-8 40V	331	BCY		07/'02->	PK22PR8	3245	-	0,8	IK22	VK22
S 2											
2.2		162	3 B (5 Cyl.)		09/'90-09/'92	PK22PR8	3273	-	0,7	IK22	VK22



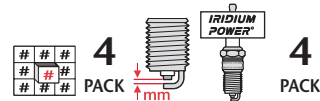
KW



AUDI continued											
2.2	169	ABY (5 Cyl.)		10/'92->	PK22PR8	3273	-	0,7	IK22	I10	VK22
S 3											
1.8 20V Turbo	154-165	AMK, APY, BAM		11/'98->	PK20PR-P8	3245	P27	0,8			VK20Y
S 4											
2.2 i 20V Turbo	169	AAN (5 Cyl.)		08/'91->	PK22PR8	3273	-	0,7	IK22	I10	VK22
2.7 V-6 30V Biturbo	169-195	AJK, APB, AGB		07/'98->	PK20PR-P8	3245	P27	0,8			VK20Y
4.2	206	ABH		12/'92-07/'94	T20EPR-U	5032	D7	0,8	IT20	I26	VT20
4.2	206	ABH	Iridium	12/'92-07/'94	IT20	5326	I26	0,8	IT20	I26	VT20
4.2 V-8 40V Biturbo	253	BBK		03/'03->	PK20PTR-S9	3380	P80	0,9			VK20
S 6											
2.2 i 20V Turbo	169	AAN (5 Cyl.)		06/'94-02/'97	PK22PR8	3273	-	0,7	IK22	I10	VK22
4.2 V-8	206-213	ABH, AEC		10/'91-10/'97	T20EPR-U	5032	D7	0,8	IT20	I26	VT20
4.2 V-8 40V	250	AQJ		09/'99->	K20TXR	5063	D20	0,8	IK20	I04	VK20Y
4.2 V-8 Quattro	240	AHC, AHK		04/'96-12/'98	T20EPR-U	5032	D7	0,9	IT20	I26	VT20
S 8											
4.2 i V-8	250	AHC, AKH		10/'96->	T20EPR-U	5032	D7	0,8	IT20	I26	VT20
4.2 V-8 40V	265	AQH, BCS, AVP, AYS		05/'99->	K20TXR	5063	D20	0,8	IK20	I04	VK20Y
TT / TTS (8N3, 8N9)											
1.8 20V Turbo	132	AJQ, APP, AWP, ARY, AUQ		'98->	PK20PR-P8	3245	P27	0,8			VK20Y
1.8 20V Turbo	165	AMK, APU, AMU, BAM, APX		'98->	PK20PR-P8	3245	P27	0,8			VK20Y
1.8 20V	110	AUM		01/'01->	PK20PR-P8	3245	P27	0,8			VK20Y
3.2 VR6	184	BHE		07/'03->	VXU22	5608	V08	0,9			VXU22
V - 8											
3.6	184	PT		10/'88-06/'94	T20EPR-U	5032	D7	0,8	IT20	I26	VT20
4.2	206	ABH		10/'91-07/'94	T20EPR-U	5032	D7	0,8	IT20	I26	VT20
AUSTIN MORRIS											
MINI											
0.9 850				'69-'88	W20EP-U	3043	D4	0,6	IW20	I06	VW20
1.0 1000				'69-'91	W20EP-U	3043	D4	0,6	IW20	I06	VW20
1.1 1100 / Clubman / GTS				'69-'88	W20EP-U	3043	D4	0,6	IW20	I06	VW20
1.3 Cooper / S / Deluxe / 127E				'69-'91	W20EP-U	3043	D4	0,6	IW20	I06	VW20
1.3 Cooper	36-45			02/'91-'01	W20EPR-U	3047	D2	0,8	IW20	I06	VW20
MINOR											
1.0				'57-'71	W20EP-U	3043	D4	0,6	IW20	I06	VW20
BEDFORD											
ASTRA / ASTRAMAX											
1.3	44-55	OHC		'82-10/'89	W22EPR-U	3088	D19	0,7	IW22	I07	VW22
1.4	56	OHC		'89-09/'93	W22EPR-U	3088	D19	0,7	IW22	I07	VW22
1.6	60-66	OHC		'82-09/'93	W22EPR-U	3088	D19	0,7	IW22	I07	VW22
BENTLEY											
ARNAGE											
6.8 i (Red label)	298	V-8 Turbo	Cat (16mm hex.)	'99->	K16PR-ZU11	3161	-	0,9	IK16	I03	VK16
AZURE											
6.8 i	286	V-8 Turbo (L410 MT 1T)	Cat	08/'95->	W16EXR-ZU	3231	-	1,0	IW16	I05	VW16
BROOKLANDS											
6.8 i	179	V-8 (L 410 I)	Cat	'92->	W16EXR-ZU	3231	-	0,9	IW16	I05	VW16
6.8 i	182	V-8 (L410 MN 1T)	Cat	07/'93->	W16EXR-ZU	3231	-	0,9	IW16	I05	VW16
6.8 i	224	V-8 Turbo	Cat (16mm hex.)	'96->	K16PR-ZU11	3161	-	0,9	IK16	I03	VK16
CONTINENTAL R											
6.8 i	230-262	V-8 Turbo	Cat	03/'91-08/'95	IW16	5305	I05	1,0	IW16	I05	VW16
6.8 i	286	V-8 Turbo	Cat (16mm hex.)	09/'95->	K16PR-ZU11	3161	-	0,9	IK16	I03	VK16
CONTINENTAL T											
6.8 i	294	V-8 Turbo (L410IT)	Cat	03/'96->	W16EXR-ZU	3231	-	1,0	IW16	I05	VW16
6.8 i	312	V-8 Turbo	Cat (16mm hex.)	'98->	K16PR-ZU11	3161	-	0,9	IK16	I03	VK16
MULSANNE											
6.8 i	158	V-8 (L4101)	Cat	'90-'93	IW16	5305	I05	1,0	IW16	I05	VW16
6.8		V-8		->'85	W16EPR-U	3021	D6	0,8	IW16	I05	VW16
TURBO R											
6.8	245	V-8 Turbo (L410IT)		'85-'87	W16EXR-ZU	3231	-	1,0	IW16	I05	VW16
6.8 i	230	V-8 Turbo (L410IT)	Cat	10/'87-03/'93	IW16	5305	I05	1,0	IW16	I05	VW16
6.8 i	263	V-8 Turbo	Cat	04/'93->	IW16	5305	I05	1,0	IW16	I05	VW16
6.8 i	286	V-8 Turbo (L410 MT 1T)	Cat	08/'95->	W16EXR-ZU	3231	-	1,0	IW16	I05	VW16
6.8 i	294	V-8 Turbo	Cat	'98->	W16EXR-ZU	3231	-	1,0	IW16	I05	VW16
BERTONE											
FREECLIMBER											
1.6 i	74	M 40 B 16		02/'92->	K20TXR	5063	D20	0,9	IK20	I04	VK20Y
2.0 i 4x4	95	M 20 B 20		01/'91->	J16CR-U	3256	D15	0,8	IW16	I05	VW16
2.7 i 4x4	95	M 20 B 27		01/'91->	J16CR-U	3256	D15	0,8	IW16	I05	VW16



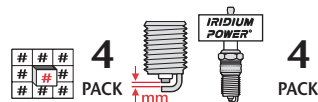
KW



BMW												
1 SERIES												
116 i	1.6 (E 87)	85	N 45 B16		09/'04->	K20TXR	5063	D20	0,9	IK20	104	VK20
118 i	2.0 (E 87)	95	N 46 B20		09/'04->	K20TXR	5063	D20	0,9	IK20	104	VK20
118 i	2.0 (E 81)	105	N 46 B20		04/'07->	VK20	5604	V05	1,1	IK20	104	VK20
120 i	2.0 (E 87)	110	N 42 B20		09/'04->	K20TXR	5063	D20	0,9	IK20	104	VK20
130 i	3.0 (E 87)	195	N 52 B30A		09/'05->	VK20	5604	V05	1,1	IK20	104	VK20
2002 Turbo												
2002 Turbo	2.0 (E20)	125			'74-'75	W20EPR-ZU	3291	-	0,7	IW20	106	VW20
3 SERIES												
316 g	Compact1.6 (E 36)	75	M 43 B16 (16 4 E 2)	Gas CNG	11/'95-09/'00	K20TXR	5063	D20	0,9	IK20	104	VK20Y
316 i	Compact1.6 (E 36)	75	M 43 B16 (16 4 E 2)		04/'94-06/'01	K20TXR	5063	D20	0,9	IK20	104	VK20Y
316 i	Compact1.9 (E 36)	77	M 43 B19		12/'98-08/'00	K20TXR	5063	D20	0,9	IK20	104	VK20Y
316 ti	Compact1.8 (E 46)	85	N 42 B 18A (NG4) Valvetronic	(1796cc)	06/'01->	K20TXR	5063	D20	0,9	IK20	104	VK20Y
318 ti	Compact1.8 (E 36)	103	M 42 B18		11/'94->	K20TXR	5063	D20	0,9	IK20	104	VK20Y
318 ti	Compact1.9 (E 36)	103	M 44 B19		11/'95->	K20TXR	5063	D20	0,9	IK20	104	VK20Y
318 ti	Compact2.0 (E 46)	105	N 42 B 20		06/'01->	K20TXR	5063	D20	0,9	IK20	104	VK20Y
323 ti	Compact2.5 (E 36)	125	M 52 B25		07/'97-06/'01	K20TXR	5063	D20	0,9	IK20	104	VK20Y
325 ti	Compact2.5 (E 46)	141	M 54 (25 6 S5)	(2494cc)	06/'01->	K20TXR	5063	D20	0,9	IK20	104	VK20Y
316 i	1.6 (E 30)	73	M 40 B16 (16 4 E1)		09/'88-04/'91	K16R-U	3119	D30	0,7	IK16	103	VK16
316 i	1.8 (E 30)	75	M 10 B18 (18 4 KA, -VD)		09/'87-08/'88	W16EP-U	3018	D8	0,7	IW16	105	VW16
316 i	1.6 (E 36)	73-75	M 40 B16 (16 4 E1)		05/'91-08/'93	K20TXR	5063	D20	0,9	IK20	104	VK20Y
316 i	1.6 (E 36)	75	M 43 B16 (16 4 E2)		09/'93->	K20TXR	5063	D20	0,9	IK20	104	VK20Y
316 i	1.6 (E 46)	77	M 43 B16 (16 4 E3)	50.000km	04/'00->	K20TXR	5063	D20	0,9	IK20	104	VK20
316 i	1.6 (E 46)	77	M 43 B16 (16 4 E3)	100.000km Iridium	04/'00->	VK20	5604	V04	1,1	IK20	104	VK20
316 i	1.8 (E 46)	85	N 42 B18A (NG4)	50.000km	06/'01->	K20TXR	5063	D20	0,9	IK20	104	VK20
316 i	1.8 (E 46)	85	N 42 B18A (NG4)	100.000km Iridium	06/'01->	VK20	5604	V04	1,1	IK20	104	VK20
316 i	1.9 (E 46)	77	M 43 B18 (19 4 E1)	50.000km	09/'98->	K20TXR	5063	D20	0,9	IK20	104	VK20
316 i	1.9 (E 46)	77	M 43 B18 (19 4 E1)	100.000km Iridium	09/'98->	VK20	5604	V04	1,1	IK20	104	VK20
318 i	1.8 (E 30)	75-77	M 10 B18 (18 4 KA, -EB)		09/'82-08/'87	W16EP-U	3018	D8	0,7	IW16	105	VW16
318 i	1.8 (E 30)	83-85	M 40 B18 (18 4 E1)		09/'87-04/'91	K16R-U	3119	D30	0,7	IK16	103	VK16
318 is	1.8 (E 30)	100	M 42 B18 (18 4 S1)		09/'89-10/'90	K20TXR	5063	D20	0,9	IK20	104	VK20Y
318 i	1.8 (E 36)	83	M 40 B18 (18 4 E1)		04/'89-04/'91	K16R-U	3119	D30	0,7	IK16	103	VK16
318 i	1.8 (E 36)	83	M 40 B18 (18 4 E1)	Option	04/'89-04/'91	K20TXR	5063	D20	0,9	IK20	104	VK20Y
318 i	1.8 (E 36)	83	M 40 B18 (18 4 E1)		04/'91-08/'93	K20TXR	5063	D20	0,9	IK20	104	VK20Y
318 i	1.8 (E 36)	85	M 43 B18 (18 4 E2)		09/'93->	K20TXR	5063	D20	0,9	IK20	104	VK20Y
318 is	1.8 (E 36)	103	M 42 B18 (18 4 S1)		11/'90->	K20TXR	5063	D20	0,9	IK20	104	VK20Y
318 is	1.9 (E 36)	103	M 44 B19 (19 4 S1)		11/'95->	K20TXR	5063	D20	0,9	IK20	104	VK20Y
318 i	1.9 (E 46)	87	M 43 B19 (19 4 E1)	50.000km	04/'99->	K20TXR	5063	D20	0,9	IK20	104	VK20
318 i	1.9 (E 46)	87	M 43 B19 (19 4 E1)	100.000km Iridium	04/'99->	VK20	5604	V04	1,1	IK20	104	VK20
318 i	2.0 (E 46)	105	N 42 B20A (NG4)	50.000km	09/'01->	K20TXR	5063	D20	0,9	IK20	104	VK20
318 i	2.0 (E 46)	105	N 42 B20A (NG4)	100.000km Iridium	09/'01->	VK20	5604	V04	1,1	IK20	104	VK20
318 i	2.0 (E 90/91)	95	N 46 B20 B		09/'04->	VK20	5604	V05	1,1	IK20	104	VK20
320 i	2.0 (E 30)	92-95	M 20 B20 (20 6 EB, -EE)		09/'82-12/'87	W16EP-U	3018	D8	0,7	IW16	105	VW16
320 i	2.0 (E 30)	90-95	M 20 B20 (20 6 EB, -EE, -KA)	Cat	12/'86-03/'93	J16CR-U	3256	D15	0,8	IW16	105	VW16
320 i	2.0 (E 36)	110	M 50 B20 (20 6 S1, -S2, -S3, -S4)		04/'91->	K20TXR	5063	D20	0,9	IK20	104	VK20Y
320 i	2.0 (E 36)	110	M 52 B20 (20 6 S3)		01/'94->	K20TXR	5063	D20	0,9	IK20	104	VK20Y
320 i	2.0 (E 46)	110	M 52 B20 (20 6 S4)	50.000km	04/'98->	K20TXR	5063	D20	0,9	IK20	104	VK20
320 i	2.0 (E 46)	110	M 52 B20 (20 6 S4)	100.000km Iridium	04/'98->	VK20	5604	V04	1,1	IK20	104	VK20
320 i	2.2 (E 46)	125	M 54 B22 (22 6 S1)	50.000km	09/'00->	K20TXR	5063	D20	0,9	IK20	104	VK20
320 i	2.2 (E 46)	125	M 54 B22 (22 6 S1)	100.000km Iridium	09/'00->	VK20	5604	V04	1,1	IK20	104	VK20
320 i	2.0 (E 90)	110	N 46 B20		01/'05->	VK20	5604	V05	1,1	IK20	104	VK20
323 i	2.3 (E 30)	102-110	M 20 B23 (23 6 EB, -EC, -EW)		09/'82-08/'86	W16EP-U	3018	D8	0,7	IW16	105	VW16
323 i	2.5 (E 36)	125	M 52 B25 (25 6 S3)		03/'95->	K20TXR	5063	D20	0,9	IK20	104	VK20Y
323 i	2.5 (E 46)	125	M 52 B25 (25 6 S4)	50.000km	03/'98->	K20TXR	5063	D20	0,9	IK20	104	VK20
323 i	2.5 (E 46)	125	M 52 B25 (25 6 S4)	100.000km Iridium	03/'98->	VK20	5604	V04	1,1	IK20	104	VK20
325 e	2.7 (E 30)	90-95	M 20 B27 (27 6 KA, -KB)	Cat	01/'85-12/'88	J16CR-U	3256	D15	0,8	IW16	105	VW16
325 i	2.5 (E 30)	126	M 20 B25 (25 6 E1, -E2)		09/'85-12/'86	W20EPR-U	3047	D2	0,7	IW20	106	VW20
325 i	2.5 (E 30)	125	M 20 B25 (28 6 K1)	Cat	12/'86-03/'93	J16CR-U	3256	D15	0,8	IW16	105	VW16
325 ix	2.5 (E 30)	126	M 20 B25 (25 6 E1, -E2)		03/'86-12/'86	W20EPR-U	3047	D2	0,7	IW20	106	VW20
325 ix	2.5 (E 30)	125	M 20 B25 (25 6 K1)	Cat	12/'86-08/'91	J16CR-U	3256	D15	0,8	IW16	105	VW16
325 i	2.5 (E 36)	141	M 50 B25 (25 6 S1, -S2)		04/'91->	K20TXR	5063	D20	0,9	IK20	104	VK20Y
325 i / xi	2.5 (E 46)	141	M 54 B25 (25 6 S5)	50.000km	09/'00->	K20TXR	5063	D20	0,9	IK20	104	VK20
325 i / xi	2.5 (E 46)	141	M 54 B25 (25 6 S5)	100.000km Iridium	09/'00->	VK20	5604	V04	1,1	IK20	104	VK20
325 i	2.5 (E 90)	160	N 52 B25		01/'05->	VKH20	5618	V18	1,1	IKH20	144	VKH20
328 i	2.8 (E 36)	142	M 52 B28 (28 6 S1)		01/'95->	K20TXR	5063	D20	0,9	IK20	104	VK20Y
328 i	2.5 (E 46)	142	M 52 B28 (28 6 S1/-S2)	50.000km	09/'00->	K20TXR	5063	D20	0,9	IK20	104	VK20
328 i	2.5 (E 46)	142	M 52 B28 (28 6 S1/-S2)	100.000km Iridium	09/'00->	VK20	5604	V04	1,1	IK20	104	VK20
330 i / xi	3.0 (E 46)	170	M 54 B30 (30 6 S3)	50.000km	05/'00->	K20TXR	5063	D20	0,9	IK20	104	VK20
330 i / xi	3.0 (E 46)	170	M 54 B30 (30 6 S3)	100.000km Iridium	05/'00->	VK20	5604	V04	1,1	IK20	104	VK20
330 i	3.0 (E 90)	190	N 52 B30		01/'05->	VKH20	5618	V18	1,1	IKH20	144	VKH20



KW

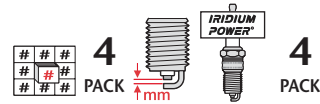


Application tables

BMW continued												
5 SERIES												
518	1.8 (E28)	66	M 10 B18		06/'81-08/'84	W16EP-U	3018	D8	0,7	IW16	105	VW16
518 i	1.8 (E28)	77	M 10 B18		09/'84-12/'87	W16EP-U	3018	D8	0,7	IW16	105	VW16
518 g Touring	1.8 (E34)	85	M 43 B18 (18 4 E2)	Gas CNG	11/'95-06/'96	K20TXR	5063	D20	0,9	IK20	104	VK20Y
518 i	1.8 (E34)	83-85	M 40 B18 (18 4 E1)		09/'89-09/'91	K16R-U	3119	D30	0,7	IK16	103	VK16
518 i	1.8 (E34)	83-85	M 40 B18 (18 4 E1)		09/'89->	K20TXR	5063	D20	0,9	IK20	104	VK20Y
518 i	1.8 (E34)	85	M 43 B18 (18 4 E2)		09/'89->	K20TXR	5063	D20	0,9	IK20	104	VK20Y
520 i	2.0 (E28)	92-95	M 20 B20		06/'81-12/'87	W16EP-U	3018	D8	0,7	IW16	105	VW16
520 i	2.0 (E28)	90-95	M 20 B20	Cat	12/'86-12/'87	J16CR-U	3256	D15	0,8	IW16	105	VW16
520 i	2.0 (E34)	95	M 20 B20 (20 6 KA, -EE)	Cat	01/'88-08/'91	J16CR-U	3256	D15	0,8	IW16	105	VW16
520 i	2.0 (E34)	110	M 50 B20 (20 6 S1, -S2)		09/'89->	K20TXR	5063	D20	0,9	IK20	104	VK20Y
520 i	2.0 (E39)	110	M 52 B20 (20 6 S3, -S4)		01/'96->	K20TXR	5063	D20	0,9	IK20	104	VK20Y
520 i	2.2 (E39)	125	M 54 B22 (22 6 S1)		09/'00-07/'03	K20TXR	5063	D20	0,9	IK20	104	VK20
520 i	2.2 (E60 / 61)	125	M 54 B22		07/'03->	K20TXR	5063	D20	0,9	IK20	104	VK20Y
523i	2.5 (E39)	125	M 52 B25 (25 6 S2, -S4)		09/'95->	K20TXR	5063	D20	0,9	IK20	104	VK20Y
523 i	2,5 (E60 / 61)	130	N 52 B25A		07/'05->	VKH20	5618	V18	1,1	IKH20	144	VKH20
525 e	2.7 (E28)	92-95	M 20 B27		05/'83-12/'87	W16EP-U	3018	D8	0,7	IW16	105	VW16
525 e	2.7 (E28)	90-95	M 20 B27	Cat	05/'83-12/'87	J16CR-U	3256	D15	0,8	IW16	105	VW16
525 i	2.5 (E28)	110	M 30 B25 (25 6 EA)		06/'81-12/'87	W16EP-U	3018	D8	0,7	IW16	105	VW16
525 i	2.5 (E34)	125	M 20 B25 (25 6 K2)	Cat	01/'88-08/'91	J16CR-U	3256	D15	0,8	IW16	105	VW16
525 i	2.5 (E34)	141	M 50 B25 (25 6 S1, -S2)	W/W Cat	09/'89->	K20TXR	5063	D20	0,9	IK20	104	VK20Y
525 ix	2.5 (E34)	141	M 50 B25 (25 6 S1, -S2)		09/'91->	K20TXR	5063	D20	0,9	IK20	104	VK20Y
525 i	2.5 (E39)	141	M 54 B25 (25 6 S6)		09/'00-07/'03	K20TXR	5063	D20	0,9	IK20	104	VK20
525 i	2.5 (E60 / 61)	141	M 54 B25		09/'03->	K20TXR	5063	D20	0,9	IK20	104	VK20Y
528 i	2.8 (E28)	135	M 30 B28		06/'81-12/'87	W16EP-U	3018	D8	0,7	IW16	105	VW16
528 i	2.8 (E39)	142	M 52 B28 (28 6 S1, -S2)		09/'95->	K20TXR	5063	D20	0,9	IK20	104	VK20Y
530 i	3.0 (E34)	138	M 30 B30 (30 6 KA)	Cat	01/'88-08/'91	J16CR-U	3256	D15	0,8	IW16	105	VW16
530 i	3.0 (E34)	160	M 60 B30 (30 8 S1) (V-8)		09/'92->	K20TXR	5063	D20	0,9	IK20	104	VK20Y
530 i	3.0 (E39)	170	M 54 B30 (30 6 S3)		09/'00-07/'03	K20TXR	5063	D20	0,9	IK20	104	VK20
530 i	3.0 (E60 / 61)	170	M 54 B30		07/'03->	K20TXR	5063	D20	0,9	IK20	104	VK20Y
535 i	3.4 (E28)	160	M 30 B35		09/'84-12/'87	W16EP-U	3018	D8	0,7	IW16	105	VW16
535 i	3.4 (E28)	136-141	M 30 B35		01/'85-12/'87	J16CR-U	3256	D15	0,8	IW16	105	VW16
535 i	3.5 (E34)	155	M 30 B35 (34 6 KB)	Cat	01/'88-04/'93	J16CR-U	3256	D15	0,8	IW16	105	VW16
535 i	3.5 (E39)	173	M 62 B35 (35 8 S1, -S2) (V-8)		04/'96->	K20TXR	5063	D20	0,9	IK20	104	VK20Y
540 i	4.0 (E34)	210	M 60 B40 (40 8 S1, -S2) (V-8)		09/'92->	K20TXR	5063	D20	0,9	IK20	104	VK20Y
540 i	4.4 (E39)	210	M 62 B44 (44 8 S1, -S2) (V-8)		04/'96->	K20TXR	5063	D20	0,9	IK20	104	VK20Y
540 i	4.0 (E60 / 61)	225	N 62 B40A		07/'05->	VK20	5604	V04	1,1	IK20	104	VK20
545 i	4.4 (E60 / 61)	245	N 62 B44		09/'03->	K20TXR	5063	D20	0,9	IK20	104	VK20Y
550 i	4.8 (E60 / 61)	270	N 62 B48 A		07/'05->	VK20	5604	V05	1,1	IK20	104	VK20
6 SERIES												
628 CSi	2.8 (E24)	135	M 30 B28 / M86		09/'79-08/'87	W16EP-U	3018	D8	0,7	IW16	105	VW16
630 CS	3.0 (E24)	135-136	M 30 B30		04/'76-08/'79	W16EP-U	3018	D8	0,7	IW16	105	VW16
630 i	3.0 (E63 / 64)	190	M 54 B30		09/'04->	VKH20	5618	V18	1,2	IKH20	144	VKH20
633 CSi	3.2 (E24)	145-147	M 30 B32		09/'79-04/'82	W16EP-U	3018	D8	0,7	IW16	105	VW16
635 CSi	3.4 (E24)	150-162	M 30 B35		05/'82-05/'87	W16EP-U	3018	D8	0,7	IW16	105	VW16
635 CSi	3.4 (E24)	136-162	M 30 B35	Cat	01/'85-05/'89	J16CR-U	3256	D15	0,8	IW16	105	VW16
635 CSi	3.5 (E24)	160	M 30 B35		06/'78-04/'82	W16EP-U	3018	D8	0,7	IW16	105	VW16
645 Ci	4.4 (E63 / 64)	245	N 62 B44		01/'04->	K20TXR	5063	D20	0,9	IK20	104	VK20
650 i	4.8 (E63 / 64)	270	N 62 B40		07/'05->	VK20	5604	V04	1,1	IK20	104	VK20
7 SERIES												
728	2.8 (E23)	125	M 30 B28		05/'77-08/'79	W16EP-U	3018	D8	0,7	IW16	105	VW16
728 i	2.8 (E23)	135	M 30 B28		07/'78-08/'86	W16EP-U	3018	D8	0,7	IW16	105	VW16
728 i / iL	2.8 (E38)	142	M 52 B28		09/'95->	K20TXR	5063	D20	0,9	IK20	104	VK20Y
730	3.0 (E23)	135	M 30 B30		05/'77-08/'79	W16EP-U	3018	D8	0,7	IW16	105	VW16
730 i / iL	3.0 (E32)	136-145	M 30 B30	Cat	09/'86-08/'92	J16CR-U	3256	D15	0,8	IW16	105	VW16
730 i / iL	3.0 (E32)	160	M 60 B30 (V-8)		09/'92-06/'94	K20TXR	5063	D20	0,9	IK20	104	VK20Y
730 i / iL	3.0 (E38)	160	M 60 B30 (V-8)		06/'94->	K20TXR	5063	D20	0,9	IK20	104	VK20Y
730 i / iL	3.0 (E65 / 66)	170	N 62 B30		03/'03->	K20TXR	5063	D20	0,9	IK20	104	VK20
732 i	3.2 (E23)	145	M 30 B32		09/'79-08/'86	W16EP-U	3018	D8	0,7	IW16	105	VW16
733 i	3.2 (E23)	145	M 30 B32		05/'77-08/'79	W16EP-U	3018	D8	0,7	IW16	105	VW16
735 i	3.4 (E23)	160	M 30 B35		09/'79-08/'86	W16EP-U	3018	D8	0,7	IW16	105	VW16
735 i	3.4 (E23)	136-141	M 30 B35	W/W Cat	01/'85-08/'86	J16CR-U	3256	D15	0,8	IW16	105	VW16
735 i / iL	3.4 (E32)	155-162	M 30 B35	W/W Cat	09/'86-03/'94	J16CR-U	3256	D15	0,8	IW16	105	VW16
735 i / iL	3.5 (E38)	173	M 62 B35 (V-8)		01/'96->	K20TXR	5063	D20	0,9	IK20	104	VK20Y
735 i / iL	3.6 (E65 / 66)	200	N 62 B36		11/'01->	K20TXR	5063	D20	0,9	IK20	104	VK20
740 i / iL	4.0 (E32)	210	M 60 B40 (V-8)		08/'92-06/'94	K20TXR	5063	D20	0,9	IK20	104	VK20Y
740 i / iL	4.0 (E38)	210	M 60 B40 (V-8)		06/'94->	K20TXR	5063	D20	0,9	IK20	104	VK20Y
740 i / iL	4.4 (E38)	210	M 62 B44 (V-8)		01/'96->	K20TXR	5063	D20	0,9	IK20	104	VK20Y
740 i / iL	4.0 (E65 / 66)	225	N 62 B40		01/'05->	VK20	5604	V05	1,1	IK20	104	VK20
745 i / Turbo	3.2 (E23)	185	M 30 B32 (32 6 TA)		04/'80-04/'83	W16EP-U	3018	D8	0,7	IW16	105	VW16
745 i	3.4 (E23)	185	M 30 B34		05/'83-08/'86	W16EP-U	3018	D8	0,7	IW16	105	VW16
745 i / iL	4.4 (E65 / 66)	245	N 62 B44		11/'01->	K20TXR	5063	D20	0,9	IK20	104	VK20



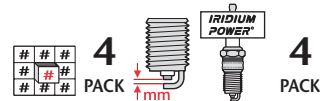
KW



BMW continued													
750 i / iL	5.0 (E32)	220	M 70 B50		Cat	09/'87-11/'94	K16R-U	3119	D30	0,7	IK16	103	VK16
750 i / iL	5.4 (E38)	240	M 73 B54			11/'94->	KJ14CR-L11	3167	-	0,8			
750 i / iL	5.4 (E38)	240	M 73 B54		Fast driving	11/'94->	KJ16CR-L11	3132	D35	0,8	IK16	103	VK16
750 i / iL	4.8 (E65 / 66)	270	N 62 B50			01/'05->	VK20	5604	V05	1,1	IK20	104	VK20
760 i / iL	6.0 (E65 / 66)	327	N 73 B60			01/'03->	K20TXR	5063	D20	0,9	IK20	104	VK20
8 SERIES													
840 i	4.0 (E31)	210	M 60 B40 (V-8)			03/'93->	K20TXR	5063	D20	0,9	IK20	104	VK20Y
840 Ci	4.4 (E31)	210	M 62 B44 (V-8)			01/'96->	K20TXR	5063	D20	0,9	IK20	104	VK20Y
850 i / Ci	5.0 (E31)	220	M 70 B50		Cat	04/'90-12/'94	K16R-U	3119	D30	0,7	IK16	103	VK16
850 Ci	5.4 (E31)	240	M 73 B54			10/'94->	KJ14CR-L11	3167	-	0,8			
850 Ci	5.4 (E31)	240	M 73 B54		Fast driving	10/'94->	KJ16CR-L11	3132	D35	0,8	IK16	103	VK16
850 CSi	5.6 (E31)	280	M 70 B56			04/'93->	K16R-U	3119	D30	0,7	IK16	103	VK16
M SERIES													
M 1	3.5	204	M 88 B35			05/'79-08/'81	X24ESR-ZU	4167	-	0,6	IX24	172	
M 3	2.3 (E30)	143-158	S 14 B23 (4 Cyl.)			07/'86-'92	X24EP-U9(A)	4093	-	0,8	IX24B	176	VXU24
M 3	2.3 (E30)	143-158	S 14 B23 (4 Cyl.)		High Perf.	07/'86-'92	IX24B	5376	I76	0,8	IX24B	176	VXU24
M 3 Evo I	2.3 (E30)	162	S 14 B23 (4 Cyl.)			07/'86-'92	X24EP-U9(A)	4093	-	0,8	IX24B	176	VXU24
M 3 Evo I	2.3 (E30)	162	S 14 B23 (4 Cyl.)		High Perf.	07/'86-'92	IX24B	5376	I76	0,8	IX24B	176	VXU24
M 3 Evo II	2.5 (E30)	175	S 14 B25 (4 Cyl.)			11/'89-08/'91	X24EP-U9(A)	4093	-	0,8	IX24B	176	VXU24
M 3 Evo II	2.5 (E30)	175	S 14 B25 (4 Cyl.)		High Perf.	11/'89-08/'91	IX24B	5376	I76	0,8	IX24B	176	VXU24
M 3	3.0 (E36)	210	S 50 B30 (6 Cyl.)			09/'92-12/'95	XU22EPR-ZU	3242	-	0,7	IXU22	108	VXU22
M 3 3.2	3.2 (E36)	236	S 50 B32 (6 Cyl.)			09/'95-'00	XU22EPR-ZU	3242	-	0,7	IXU22	108	VXU22
M 3	3.2 (E46)	252	S 54 B32 (6 Cyl.)			06/'00->	IXU24	5309	I09	0,8	IXU24	109	VXU24
M 3 CSL	3.2 (E46)	265	S 54 B32 (6 Cyl.)			06/'03->	IXU24	5309	I09	0,8	IXU24	109	VXU24
M 5	3.5 (E28)	191-210	S 38			01/'85-12/'87	X24EPR-ZU9	4097	-	0,6	IX24B	176	VXU24
M 5	3.5 (E34)	232	S 38 B36			10/'88-05/'92	XU22EPR-U	3179	-	0,6	IXU22	108	VXU22
M 5	3.8 (E34)	250	S 38 B38			03/'92-09/'95	XU22EPR-U	3179	-	0,6	IXU22	108	VXU22
M 5	5.0 (E39)	294	S 38 B49 (V-8)			09/'98-07/'03	K20TXR	5063	D20	0,9	IK20	104	VK20
M 5	5.0 (E39)	294	S 38 B49 (V-8)		High Perf.	09/'98-07/'03	IK20	5304	I04	0,9	IK20	104	VK20
M 6	3.4 (E24)	191	M 30 (Cat)		(USA, J)	09/'86-05/'89	X24EPR-ZU9	4097	-	0,6	IX24B	176	VXU24
M 535 i	3.4 (E28)	150-160	M 30 B35			04/'80-12/'87	W16EP-U	3018	D8	0,7	IW16	105	VW16
M 535 i	3.4 (E28)	136-141	M 30 B35		Cat	01/'85-12/'87	J16CR-U	3256	D15	0,8	IW16	105	VW16
M 635 CSi	3.5 (E24)	191-210	S 38 B35		Cat	01/'85-05/'89	X22EPR-ZU9	4087	-	0,7	IX22B	175	VX22BC
X 3													
2.0 (E83)		110	N 46 B20			07/'05->	VK20	5604	V04	1,1	IK20	104	VK20
2.5 (E83)		141	M 54 B30 (25 6 S3) (2494cc)	50.000km		10/'03->	K20TXR	5063	D20	0,9	IK20	104	VK20
2.5 (E83)		141	M 54 B30 (25 6 S3) (2494cc)	100.000km Iridium		10/'03->	VK20	5604	-	1,1	IK20	104	VK20
3.0 (E83)		170	M 54 B30 (30 6 S3) (2979cc)	50.000km		10/'03->	K20TXR	5063	D20	0,9	IK20	104	VK20
3.0 (E83)		170	M 54 B30 (30 6 S3) (2979cc)	100.000km Iridium		10/'03->	VK20	5604	-	1,1	IK20	104	VK20
X-5													
3.0 (E53)		170	M 54 D30 (30 6 S3)			05/'00->	K20TXR	5063	D20	0,9	IK20	104	VK20
4.4 (E53)		210	M 62 B44 (44 8 S2)			05/'00->	K20TXR	5063	D20	0,9	IK20	104	VK20
4.6 (E53)		255	M 62 B46 (46 8 S1)			02/'02->	K20TXR	5063	D20	0,9	IK20	104	VK20
4.8 (E53)		265	M 62 B48 (48 8 S4)			04/'04->	K20TXR	5063	D20	0,9	IK20	104	VK20
Z 1													
2.5		125	M 20 B35		Cat	11/'88-06/'91	J16CR-U	3256	D15	0,8	IW16	105	VW16
Z 3													
1.8 (E 36 / 7)		85	M 43 B18			11/'95->	K20TXR	5063	D20	0,9	IK20	104	VK20Y
1.9 (E 36 / 7)		103	M 44 B19			11/'95-03/'99	K20TXR	5063	D20	0,9	IK20	104	VK20Y
1.9 (E 36 / 7)		85	M 43 B19			03/'99->	K20TXR	5063	D20	0,9	IK20	104	VK20Y
2.0 (E 36 / 7)		110	M 52 B20			09/'98->	K20TXR	5063	D20	0,9	IK20	104	VK20Y
2.2 (E 36 / 7)		125	M 54 B22			09/'00->	K20TXR	5063	D20	0,9	IK20	104	VK20Y
2.8 (E 36 / 7)		142	M 52 B28			11/'96->	K20TXR	5063	D20	0,9	IK20	104	VK20Y
3.0 (E 36 / 7)		170	M 54 B30			09/'00->	K20TXR	5063	D20	0,9	IK20	104	VK20Y
3.2 M (E 36 / 7)		236	S 50 B32			11/'96->	XU22EPR-ZU	3242	-	0,7	IXU22	108	VXU22
3.2 M (E 36 / 7)		236	S 54 B32			11/'96->	XU22EPR-ZU	3242	-	0,7	IXU22	108	VXU22
Z 4													
2.0 (E 85)		110	N 46 B20			09/'04->	VK20	5604	V05	1,1	IK20	104	VK20
2.2 (E 85)		125	M 54 B22			10/'03->	K20TXR	5063	D20	0,9	IK20	104	VK20
2.5 (E 85)		141	M 54 B25			10/'02->	K20TXR	5063	D20	0,9	IK20	104	VK20
2.5 Si (E 85)		160	N 52 B25A			01/'06->	VKH20	5618	V18	1,1	IKH20	144	VKH20
3.0 (E 85)		170	M 54 B30			10/'02->	K20TXR	5063	D20	0,9	IK20	104	VK20
3.0 Si (E 85)		195	N 52 B30A			01/'06->	VKH20	5618	V18	1,1	IKH20	144	VKH20
Z 8													
5.0 (E 52)		294	S 62 B50			03/'00-10/'03	K20TXR	5063	D20	0,9	IK20	104	VK20
BRABUS													
MERCEDES G 320 V-6													
3.8 (463) i V-6 18V		200	M 112.. (272 hp) 'Twin spark'		Iridium plug	09/'97->	SK20PR-L9	3307	-	0,9			VK20Y




KW



BUGATTI											
EB 110 GT / S											
3.5	i V12 Quadroturbo	411-450	HH 32 E		09/'91-12/'96	XU27EPR-ZU	3314	-	0,7	IXU27	I37
BUICK (EUROPE)											
Le SABRE											
3.8	i				'90-'96	T16EPR-U15	5023	-	1,5	IT16	I25 VT16
3.8	i	153	V-6 L36 <K >		'96->	PT16EPR-L13	5070	P18	1,3	IT16	I25 VT16
PARK AVENUE											
3.8	i	126	V-6 (L, I)		'89-'95	T16EPR-U15	5023	-	1,5	IT16	I25 VT16
3.8	i	153	V-6		'95->	PT16EPR-L13	5070	P18	1,5	IT16	I25 VT16
3.8	i	153	V-6 (Supercharged)		'92->	T16EPR-U15	5023	-	1,5	IT16	I25 VT16
CADILLAC											
ALLANTE											
4.5	i V-8	116	V-8 <8 > (Tbi)		09/'89-08/'92	T16EPR-U15	5023	-	1,5	IT16	I25 VT16
4.6	i V-8		V-8 <9 > (MPI)		01/'92->	T16EPR-U15	5023	-	1,5	IT16	I25 VT16
CATERA											
3.0	i V-6 24V	149	V-6 <R > (Opel)		'97->	K16TNR-S9	3329	-	1,0	IK16	I03 VK16
DE VILLE											
4.6	i	204	V-8 <9 > MPI (Northstar)		'94->	PT16EPR-L13	5070	P18	1,3	IT16	I25 VT16
4.6	i	224	V-8 <Y > MPI (Northstar)		'94->	PT16EPR-L13	5070	P18	1,3	IT16	I25 VT16
ELDORADO											
4.6	i TC	220	V-8 <9 >		09/'92-'96	T16EPR-U15	5023	-	1,5	IT16	I25 VT16
4.6	i	224	V-8 <Y > <9 >		09/'96->	PT16EPR-L13	5070	P18	1,3	IT16	I25 VT16
4.9	i TC	150	V-8 		09/'90-08/'94	T16EPR-U15	5023	-	1,5	IT16	I25 VT16
ESCALADE											
5.7	i	190	V-8 <R > (Efi)	(350 CID)	'98->	PT16EPR-L13	5070	P18	1,3	IT16	I25 VT16
FLEETWOOD											
5.7	i	138	V-8		08/'92-'96	T16PR-U15	5027	-	1,5	ITF16	I30
5.7	i	138	V-8 <P > (Mfi)		'96->	PT16EPR-L13	5070	P18	1,3	IT16	I25 VT16
SEVILLE											
4.6	i STS	220	V-8 <9 >		09/'92-09/'93	T16EPR-U15	5023	-	1,5	IT16	I25 VT16
4.6	i SLS	204	V-8 <9 > MPI (Northstar)		09/'93->	PT16EPR-L13	5070	P18	1,3	IT16	I25 VT16
4.6	i STS	224	V-8 <Y > MPI (Northstar)		09/'93->	PT16EPR-L13	5070	P18	1,3	IT16	I25 VT16
4.9	i STS	150	V-8 		09/'92-08/'93	T16EPR-U15	5023	-	1,5	IT16	I25 VT16
SRX											
4.6	i V-8	239	Northstar 4,6 V-8 VWT		07/'04->	T16EPR-U15	5023	-	1,5	IT16	I25 VT16
XLR											
4.6	i V-8 VWT	240	Northstar 4,6 V-8 VWT		03/'04->	T16EPR-U15	5023	-	1,5	IT16	I25 VT16
CATERHAM											
SUPER SEVEN											
1.6	GT	62	Ford Kent		01/'85-12/'91	W22EPR-U	3088	D19	0,8	IW22	I07 VW22
1.6	i 16V	82	Rover K-series		04/'95->	K20PR-U	3145	D22	0,8	IK20	I04 VK20Y
2.0	HPC 16V		OPEL		07/'91->	Q22PR-U	3010	D23	0,8	IK22	I10 VK22
21											
1.6	i 16V	82	Rover K-series		'97->	K20PR-U	3145	D22	0,8	IK20	I04 VK20Y
1.6	i 16V Supersport /-light	100	Rover K-series		'97->	Q22PR-U	3010	D23	0,8	IK22	I10 VK22
CHEVROLET (DEAWOO)											
ALERO											
2.4	i 16V	104	L4	(146 CID)	03/'99->	T16EPR-U15	5023	-	1,5	IT16	I25 VT16
3.4	i V-6	130	LA1	(207 CID)	03/'99->	T16EPR-U15	5023	-	1,5	IT16	I25 VT16
ARCADIA											
3.2	i 24V	164	C 32 A2 (V-6 SOHC)		09/'93-'00	PK20PR11	3168	P28	1,1		VK20
ARANOS											
1.6	i	70	(OHC, Mpi)		11/'94-'98	W16EPR-U	3047	D6	0,8	IW20	I06 VW20
1.8	i	60-81	(OHC, Mpi)		11/'94-'98	W16EPR-U11	3201	D100	1,0	IW16	I05 VW16
2.0	i	81	C 20 LE (OHC, Mpi)		11/'94-'98	W16EPR-U11	3201	D100	1,0	IW16	I05 VW16
CAPTIVA											
2.0	i 16V	110			06/'06->	K20BR-S10	3330	-	1,0	IK20	I04 VK20
2.4	i 16V	100	Z24 SED		06/'06->	K20TXR	5063	D20	0,9	IK20	I04 VK20Y
3.2	i V-6	169	Z32 SED		06/'06->	PT16VR13	5068	P16	1,3	ITV16	I38
DAMAS											
0.8		28	Suzuki-F 8 CB		10/'91->	W16EPR-U	3021	D6	0,8	IW16	I05 VW16
EPICA											
2.0	i 6-cyl	105	XK		06/'06->	K20BR-S10	3330	-	1,0	IK20	I04 VK20
2.5	i 6-cyl	115			06/'06->	K20BR-S10	3330	-	1,0	IK20	I04 VK20
ESPERO											
1.5	i	55-59	G 15 MF		04/'93-'95	W20EPR-U	3047	D2	0,7	IW20	I06 VW20
1.5	i 16V	66	A 15 MF (DOHC, Mpi)		03/'91-'95	K20PR-U11	3121	D14	1,1	IK20	I04 VK20
1.5	i 16V	66	A 15 MF (DOHC, Mpi)		01/'95->	K20PR-U11	3121	D14	1,1	IK20	I04 VK20



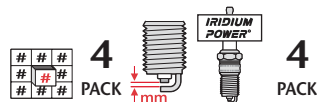
KW



CHEVROLET (DEAWOO) <i>continued</i>											
1.8 i	66-70	C 18 LE (OHC, Mpi)		01/'95->	W16EPR-U	3047	D6	0,9	IW16	106	VW16
2.0 i	74	C 20 LZ (Opel)		10/'90-'95	W16EPR-U11	3201	D100	1,1	IW16	105	VW16
2.0 i	77	C 20 LE (OHC, Mpi)		01/'95->	W16EPR-U11	3201	D100	1,0	IW16	105	VW16
EVANDA											
2.0 i 16V	96	T20SED		08/'02->	K20TXR	5063	D20	0,8	IK20	104	VK20
IMPERIAL											
3.0	135	C 30 NE (Opel)		02/'89->	W20FPR-U	3070	D3	0,7	IWF20	178	
KALOS											
1.2 i	53	B 12 S1		04/'03->	W16EXR-U11	3032	D86	1,1	IW16	105	VW16
1.4 i	61	1.4 E-TEC (1399cc SOHC)		'00->	W20EPR-U	3047	D2	0,8	IW20	106	VW20
1.4 i 16V	69	K14 D3		04/'03->	K20PR-U11	3121	D14	1,1	IK20	104	VK20
KORANDO											
2.0 i	93	M 161.940		01/'97->	Q20P-U	3125	D17	0,8	IK16	103	VK16
2.3 i 16V (4x4)	102	M 161.970 (E23)		01/'97->	Q20P-U	3125	D17	0,8	IK16	103	VK16
3.2 i	154	M 162.990	6 Cyl.	12/'96->	Q20P-U	3125	D17	0,8	IK16	103	VK16
LACETTI											
1.4 i 16V	70	F14D3		09/'03	K20PR-U11	3121	D14	1,1	IK20	104	VK20
1.6 i 16V	80	F16D3		09/'03	K20PR-U11	3121	D14	1,1	IK20	104	VK20
1.8 i 16V	90	T18SED		09/'03	K20TXR	5063	D20	0,8	IK20	104	VK20
LANOS											
1.4 i	55	A 13 SM (OHC Mpi E-Tec)		08/'97->	W20EPR-U	3047	D2	0,8	IW20	106	VW20
1.5 i	63	A 15 SMS (OHC E-Tec)		06/'97->	W20EPR-U	3047	D2	0,8	IW20	106	VW20
1.6 i 16V (SXi)	78	A 16 DM (DOHC VGIS)		06/'97->	K20PR-U11	3121	D14	1,0	IK20	104	VK20
LEGANZA											
1.8 i 16V	66	DOHC		09/'97->	K20TXR	5063	D20	0,8	IK20	104	VK20
2.0 i 16V	98	X 20 SE (DOHC, D-Tec)		09/'97-12/'02	K20TXR	5063	D20	0,9	IK16	103	VK16
2.2 i 16V	100	T22 SED		09/'97-12/'02	K20TXR	5063	D20	0,8	IK20	104	VK20
Le MANS											
1.5	63-66	G 15 CF (Opel)		01/'88-12/'91	W20EPR-U	3047	D2	0,7	IW20	106	VW20
1.5 i	55-66	G 15 SF / MF (Opel)		09/'88->	W20EPR-U	3047	D2	0,7	IW20	106	VW20
1.5 i 16V	73	A 15 MF (DOHC)		04/'93->	K20PR-U11	3121	D14	1,1	IK20	104	VK20
1.6 i	68	G 16 SF		01/'88->	W16EPR-U	3021	D6	0,7	IW16	105	VW16
2.0 i GSE	73	C 20 LZ (Opel)		01/'90->	W16EPR-U11	3201	D100	1,1	IW16	105	VW16
MATIZ											
0.8 i 12V	37	F8CV M-TEC OHC, Mpi	3 Cyl.	02/'98->	W16EPR-U11	3201	D100	1,1	IW16	105	VW16
1.0 i	47	B10S	4-cyl	03/'00->	W16EPR-U11	3201	D100	1,1	IW16	105	VW16
MUSSO											
2.0 i	93	M 161.940		06/'96->	Q20P-U	3125	D17	0,8	IK16	103	VK16
2.3 i 16V (E 2.3)	110	M 161.970 (E23)		06/'96->	Q20P-U	3125	D17	0,8	IK16	103	VK16
3.2 i 24V (EX 3.2)	161	M 162.990	6 Cyl.	06/'96->	Q20P-U	3125	D17	0,8	IK16	103	VK16
NEXIA / CIELO											
1.5 i (TA/TF-08Y/68Y)	52-55	G 15 MF (OHC, Mpi)		'95-'98	W20EPR-U	3047	D2	0,8	IW20	106	VW20
1.5 i 16V (TA/TF-08V/-19V/-68V)	66	A 15 MF (DOHC, Mpi)		'95-'98	K20PR-U11	3121	D14	1,0	IK20	104	VK20
1.8 i (TA/TF-088/-0668/-198)	74	C 18 LE (OHC, Mpi)		'95-'98	W20EPR-U	3047	D2	0,8	IW20	106	VW20
NUBIRA											
1.6 i 16V (JA/JF -486/696)	78	A 16 DM (DOHC VGIS)	(E-tec 16V)	02/'97->	K20PR-U11	3121	D14	1,0	IK20	104	VK20
1.6 i 16V	80			07/'03->	K20PR-U11	3121	D14	1,0	IK20	104	VK20
1.8 i 16V	90	T 18 SED		07/'03->	K20TXR	5063	D20	0,9	IK16	103	VK16
2.0 i (JA/JF -48Z/69Z)	98	C 20 SE (DOHC VGIS)		02/'97->	K20PR-U11	3121	D14	1,0	IK20	104	VK20
2.0 i 16V (KLAJ)	98	X 20 SE (DOHC, Mpi) (20DMS)		05/'97->	K20TXR	5063	D20	0,9	IK16	103	VK16
PRINCE											
1.8	78	C 18 LE (Holden)		09/'92-03/'96	W16EPR-U	3021	D6	0,7	IW16	105	VW16
1.8 i 16V	101	(DOHC)		04/'96->	K20TXR	5063	D20	0,9	IK16	103	VK16
2.0	85	C 20 LE (Holden)		01/'91-12/'95	W16EPR-U11	3201	D100	1,0	IW16	105	VW16
2.0 i 16V	106	(DOHC)		04/'96->	K20TXR	5063	D20	0,9	IK16	103	VK16
RACER (TF08Y/TF19Y)											
1.5 i		G 15 MF (OHC, Mpi)		01/'88->	W16EPR-U	3021	D6	0,8	IW16	105	VW16
REXTON											
3.2 i V-6	162			04/'02->	Q16PR-U	3137	-	0,9	IK16	103	VK16
REZZO / TACUMA											
1.6 i	77	A16 DMS		09/'00->	K16PR-U11	3130	D21	1,1	IK16	103	VK16
1.8 i	74	(SOHC)		'00->	W16EPR-U	3021	D6	0,9	IW16	105	VW16
2.0 i	89-94	T20 SED		09/'00->	K20TXR	5063	D20	0,9	IK16	103	VK16
ROYAL											
1.5 XQ	62	15 N (Opel)		08/'82-05/'86	W20FPR-U	3070	D3	0,7	IWF20	178	
1.5 Prince / Duke	65	G 15 CR / (Opel)		05/'87-12/'89	W20EPR-U	3047	D2	0,8	IW20	106	VW20
1.9 Prince	78	H 19 MR / CR (Opel)		09/'80-12/'90	W20FPR-U	3070	D3	0,7	IWF20	178	
2.0 Prince	87	H 20 CR (Opel)		09/'80-12/'87	W20FPR-U	3070	D3	0,7	IWF20	178	
2.0 i Prince / Salon	94	H 20 MR (Opel)		12/'85-12/'90	W20FPR-U	3070	D3	0,7	IWF20	178	
TACUMA (UF75..)											
1.6 i 16V	78	A 16 DM (DOHC VGIS)	(E-tec 16V)	'00->	K20PR-U11	3121	D14	1,0	IK20	104	VK20
1.8 i	72	F 18 S2 (1761cc SOHC)		'00->	W16EPR-U	3021	D6	0,9	IW16	105	VW16



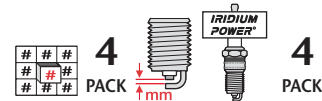
KW



CHEVROLET (DEAWOO) <i>continued</i>											
2.0 i 16V	98	X 20 SE (DOHC, Mpi)		'00->	K20TXR	5063	D20	0,9	IK16	103	VK16
TICO											
0.8	35	Suzuki-F 8 C		06/'91->	W16EPR-U11	3201	D100	1,1	IW16	105	VW16
F50 - CARO											
1.4 i 16V	76	Rover K 16 (DOHC, Mpi)		01/'93->	K20PR-U	3145	D22	0,8	IK20	104	VK20Y
1.6 i	57	CE (Spi)		01/'96->	W20EPR-U	3047	D2	0,8	IW20	106	VW20
CHEVROLET (EUROPE)											
ASTRO											
4.3 V-6	120	V-6 <N> (Tbi)	(262 CID)	'85-'88	T20PR-U	5035	-	0,9	ITF20	131	
4.3 i V-6	137	V-6 (L 35)	(262 CID)	'95-'96	T20EPR-U	5032	D7	0,9	IT20	126	VT20
4.3 i V-6	120	V-6 <Z> (Tbi)	(262 CID)	'86-'93	T20PR-U	5035	-	0,9	ITF20	131	
4.3 i V-6	137	V-6 <W> (Efi) (High performance)	(262 CID)	'96->	PT16EPR-L13	5070	P18	1,3	IT16	125	VT16
AVEO											
1.2 i	53			03/'06->	W16EXR-U11	3032	D86	1,1	IW16	105	VW16
1.4 i	69			03/'06->	K20PR-U11	3121	D14	1,1	IK20	104	VK20
BERETTA											
2.0	67	L4 <1> (Efi)	(121 CID)	'87-'89	T20EPR-U	5032	D7	0,9	IT20	126	VT20
2.2 i		L4 <4> (MFi)	(134 CID)	'96->	PT16EPR-L13	5070	P18	1,3	IT16	125	VT16
2.3 GTZ 16V	130	L4 <A> (MFi) (DOHC)		'90-'93	Q16PR-U11	5016	-	1,1	IK16	103	VK16
2.8 GTU	97	V-6 <W> (MFi)	(173 CID)	'87-'89	T20EPR-U	5032	D7	1,0	IT20	126	VT20
3.1 GT Turbo	104	V-6 (T MPI)	(189 CID)	'89	T16NR-U11	5047	D61	1,1	IT16	125	VT16
3.1 i Turbo	104	V-6 <T> (T MPI)	(189 CID)	'90	T20EPR-U	5032	D7	0,9	IT20	126	VT20
3.1 i Turbo	104	V-6 <T> (T MPI)	(189 CID)	'91-'96	T16EPR-U	5022	-	0,9	IT16	125	VT16
3.1 i	101	V-6 <T> (MFi)	(189 CID)	'90-'93	T20EPR-U	5032	D7	1,0	IT20	126	VT20
3.1 i	110	V-6 <T> (MFi)	(189 CID)	'94-'95	T16EPR-U15	5023	-	1,5	IT16	125	VT16
3.1 i		V-6 <M> (MPI)	(189 CID)	'96	PT16EPR-L13	5070	P18	1,3	IT16	125	VT16
BLAZER (S 10)											
4.3 i S-10	115	V-6 <Z> (Tbi)	(262 CID)	'88-'89	T16PR-U	5025	-	0,9	ITF16	130	
4.3 T-10	119	V-6 <Z> (Short thread)	(262 CID)	'90-'96	T20PR-U	5035	-	0,9	ITF20	131	
4.3 i	142	V-6 <W> (L 35) > (MPI) Vortec	(262 CID)	'96->	PT16EPR-L13	5070	P18	1,3	IT16	125	VT16
5.7 i	157	V-8 <K> (Tbi)	(350 CID)	'87-'93	T20PR-U	5035	-	0,9	ITF20	131	
CAMARO											
2.8 i	101		(173 CID)	'87-'89	T20EPR-U	5032	D7	0,9	IT20	126	VT20
3.1 i Turbo	104	V-6 <T> (T MPI)	(189 CID)	'90	T20EPR-U	5032	D7	0,9	IT20	126	VT20
3.1 i Turbo	104	V-6 <T> (T MPI)	(189 CID)	'91->	T16EPR-U	5022	-	0,9	IT16	125	VT16
3.4 i	119	<S>	(207 CID)	'92->	T20PR-U	5035	-	0,9	ITF20	131	
3.8 i V-6	142	V-6 <K> (OHV)	(231 CID)	'98->	PT16EPR-L13	5070	P18	1,4	IT16	125	VT16
5.0 i	127		(305 CID)	'87-'92	T16PR-U	5025	-	0,9	ITF16	130	
5.0 i	164		(305 CID)	'88-'89	T16PR-U	5025	-	0,9	ITF16	130	
5.7		V-8 <L> (Carb. 4V)	(350 CID)	'76-'80	T16PR-U11	5026	-	1,1	ITF16	130	
5.7 i	171	V-8 <8> (Tbi) ALZ	(350 CID)	'83-'84	T16PR-U11	5026	-	1,1	ITF16	130	
5.7 i	171	V-8 <8> (Tbi) alum. heads	(350 CID)	'85-'88	Q16PR-U11	5016	-	1,1	IK16	103	VK16
5.7 i	171	V-8 <8> (Tbi) iron heads	(350 CID)	'85-'88	T20PR-U11	5036	-	1,1	ITF20	131	
5.7 i	205	V-8 <8> (Tbi) alum. heads	(350 CID)	'89-'91	Q16PR-U11	5016	-	1,1	IK16	103	VK16
5.7 i	205	V-8 <8> (Tbi) iron heads	(350 CID)	'89-'91	T16PR-U	5025	-	0,9	ITF16	130	
5.7 i	205	V-8 <P>	(350 CID)	'92-'98	T16EPR-U15	5023	-	1,5	IT16	125	VT16
5.7 i V-8	212	V-8 <G> OHV	(350 CID)	'98-'01	PT16EPR-L13	5070	P18	1,3	IT16	125	VT16
5.7 i V-8	283	V-8 <SE> OHV (5665cc)	(350 CID)	'01->	PT16R15	5077	P35	1,5	IT16	125	VT16
CAPRICE											
4.3 i	149	V-8 <W>	(262 CID)	'94-'95	T16EPR-U15	5023	-	1,3	IT16	125	VT16
4.3 i		V-8 <W> (MFi)	(265 CID)	'96->	PT16EPR-L13	5070	P18	1,3	IT16	125	VT16
5.0 i	127	V-8 <E> (Efi)	(350 CID)	'89-'93	T16PR-U	5025	-	0,9	ITF16	130	
5.7		V-8 <L> (Carb 4V)	(350 CID)	'80-'82	T16PR-U	5025	-	0,9	ITF16	130	
5.7		V-8 <6> (Carb 4V)	(350 CID)	'83-'88	T16PR-U	5025	-	0,9	ITF16	130	
5.7 i	170	V-8 <8> (Tbi)	(350 CID)	'88-'89	T20PR-U	5035	-	0,9	ITF20	131	
5.7 i	135	V-8 <7> (Tbi)	(350 CID)	'89-'93	T20PR-U	5035	-	0,9	ITF20	131	
5.7 i	135	V-8 <7> (Tbi) (.460" thread)	(350 CID)	'90-'93	T20PR-U	5035	-	0,9	ITF20	131	
5.7 i		V-8 <P> (MFi)	(350 CID)	'94-'96	PT16EPR-L13	5070	P18	1,3	IT16	125	VT16
CAVALIER											
2.2 Z 24	82		(134 CID)	'92-'94	T16EPR-U	5022	-	0,9	IT16	125	VT16
2.2 i .. LS / RS	90	L4 <4> (MFi)	(134 CID)	'94-'99	PT16EPR-L13	5070	P18	1,4	IT16	125	VT16
2.4 i 16V .. / LS / Z28	112	L4 <T> (MFi) (DOHC)	(146 CID)	'96-'98	PT16EPR-L13	5070	P18	1,4	IT16	125	VT16
2.8 i V-6	93	V-6 <W> (MPI) (.708" thread)	(173 CID)	'87-'89	T20EPR-U	5032	D7	1,0	IT20	126	VT20
CORSICA											
2.2 i	87	L4 <G / 4> (Tbi, MPI)	(134 CID)	'90-'93	T16EPR-U15	5023	-	1,4	IT16	125	VT16
2.2 i	82	L4 (Tbi, MPI)	(134 CID)	01/'94-12/'96	PT16EPR-L13	5070	P18	1,4	IT16	125	VT16
3.1 i	104	V-6 <T> (MPI)	(189 CID)	'90	T20EPR-U	5032	D7	0,9	IT20	126	VT20
3.1 i	110	V-6 <T> (MPI)	(189 CID)	'91->	T16EPR-U	5022	-	0,9	IT16	125	VT16
CORVETTE											
5.7 (C3)	198	V-8 (4 BBL Carb.) 270 hp	(350 CID)	'71	T16PR-U	5025	-	0,9	ITF16	130	
5.7 (C3)	243	V-8 (4 BBL Carb.) 330 hp	(350 CID)	'71	T20PR-U	5035	-	0,9	ITF20	131	



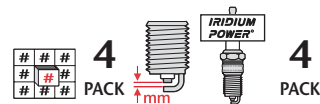
KW



CHEVROLET (EUROPE) continued												
5.7 (C3)	i	172	V-8 ALZ < 8 > (Tbi)	(350 CID)	'83-'84	T16PR-U11	5026	-	1,1	ITF16	I30	
5.7 (C4)	i	172	V-8 < 8 > (Tbi) alum. heads	(350 CID)	'85-'88	Q16PR-U11	5016	-	1,1	IK16	I03	VK16
5.7 (C4)	i	172	V-8 < 8 > (Tbi) iron heads	(350 CID)	'85-'88	T20PR-U11	5036	-	1,1	ITF20	I31	
5.7 (C4)	i ZR-1	225	V-8 < 8 > (Tbi) alum. heads	(350 CID)	'89-'91	Q16PR-ZU11	3156	-	1,1	IK16	I03	VK16
5.7 (C4)	i ZR-1	225	V-8 < 8 > (Tbi) iron heads	(350 CID)	'89-'91	T16PR-U	5025	-	0,9	ITF16	I30	
5.7 (C4)	i ZR-1 32V	279-302	V-8 < J > (MFi)	(350 CID)	'91-'97	K20PR-U11	3121	D14	1,0	IK20	I04	VK20
5.7 (C5)	i	253	V-8 < G > OHV	(350 CID)	03/'97-'01	PT16EPR-L13	5070	P18	1,3	IT16	I25	VT16
5.7 (Z06)	i	283	V-8 < 5E > OHV (5665cc)	(350 CID)	'01-'04	PTJ16R15	5077	P35	1,5	IT16	I25	VT16
6.0 (C6)	i V-8	298	LS2		09/'04->	ZTJ16R10	5090	-	1,0	IT16	I25	VT16
7.4 (C3)	(LS6 / LS7)	312	V-8 (4 BBL Carb.) 425 hp	(454 CID)	'71	T20PR-U	5035	-	0,9	ITF20	I31	
IMPALA												
3.8		83	V-6 < A > (Carb. 2V)	(231 CID)	'84-'85	T16PR-U15	5027	-	1,5	ITF16	I30	
LUMINA												
3.1	i V-6	101	V-6 < D > (MPi)	(189 CID)	'88-'95	T20PR-U	5035	-	0,9	ITF20	I31	
3.1	i V-6	119	V-6 < M > (MFi)	(189 CID)	'96->	PT16EPR-L13	5070	P18	1,4	IT16	I25	VT16
3.4	i V-6	138	V-6 < E > < M > MFi	(204 CID)	'96-'04	PT16EPR-L13	5070	P18	1,3	IT16	I25	VT16
3.8	i V-6	149	V-6 < K > (MFi)	(231 CID)	'98->	PT16EPR-L13	5070	P18	1,4	IT16	I25	VT16
MALIBU												
2.4	i 16V	112	L4 < T >		01/'96->	PT16EPR-L13	5070	P18	1,4	IT16	I25	VT16
SUBURBAN												
5.7	i V-8	140	V-8 L 05 < K > (.460" thread)	(350 CID)	'92-04/'95	T20PR-U	5035	-	0,9	ITF20	I31	
5.7	i V-8	190	V-8 < R > (.708" thread)	(350 CID)	04/'95->	PT16EPR-L13	5070	P18	1,4	IT16	I25	VT16
S 10 (PICKUP/BLAZER)												
2.2	i		L-4 < 4 > (MFi)	(134 CID)	'94-'00	PT16EPR-L13	5070	P18	1,4	IT16	I25	VT16
2.5	i		L-4 < E > < A > (Tbi)	(151 CID)	'86-'93	T20PR-U15	5037	-	1,4	ITF20	I31	
4.3	i V-6	142	V-6 < X, W > EFI (High perf.) (.708")	(262 CID)	'96->	PT16EPR-L13	5070	P18	1,5	IT16	I25	VT16
TAHOE												
4.8	i V-8	206	V-8 < V > OHV	(294 CID)	'01->	PTJ16R15	5077	P35	1,5	IT16	I25	VT16
5.3	i V-8	201	V-8 < T > OHV	(323 CID)	'02->	PTJ16R15	5077	P35	1,5	IT16	I25	VT16
5.7	i V-8	147	V-8 < K > (EFI)	(350 CID)	'94-'96	T20PR-U	5035	-	0,9	ITF20	I31	
5.7	i V-8	147	V-8 < K > (EFI)	(350 CID)	'94-'96	T20PR-U	5035	-	0,9	ITF20	I31	
VAN / G/P												
5.7			V-8 < L > (Carb. 4V)	(350 CID)	'82-'84	T16PR-U11	5026	-	1,1	ITF16	I30	
5.7			V-8 < L > (Carb. 4V)	(350 CID)	'85-'88	T20PR-U11	5036	-	1,1	ITF20	I31	
5.7			V-8 < M > (Carb. 4V)	(350 CID)	'84-'88	T16PR-U11	5026	-	1,1	ITF16	I30	
5.7			V-8 < K > (EFI)	(350 CID)	'89-'96	T20PR-U	5035	-	0,9	ITF20	I31	
7.4			V-8 < W > (Carb. 4V)	(454 CID)	'81-'89	T16PR-U11	5026	-	1,1	ITF16	I30	
7.4			V-8 < W > (EFI)	(454 CID)	'90-'91	T16PR-U	5025	-	0,9	ITF16	I30	
CHRYSLER (EUROPE)												
300 C												
2.7	i V-6 24V	142	2.7FX		07/'04->	ITL16	5349	-	1,3	ITL16	I49	
3.5	i V-6 24V	183			07/'04->	K16PR-ZU11	3161	-	1,3	IK16	I03	VK16
5.7	i V-8	250			07/'04->	ITL16	5349	-	1,3	ITL16	I49	
6.1	i V-8	316			06/'05->	ITL16	5349	-	1,3	ITL16	I49	
300 M												
2.7	i V-6 24V	149	V-6		07/'98->	ITL16	5349	-	1,3	ITL16	I49	
3.5	i V-6 24V	185	V-6		08/'00->	K16PR-ZU11	3161	-	1,3	IK16	I03	VK16
CHEROKEE												
2.4	i	108			09/'01->	ITL16	5349	-	1,3	ITL16	I49	
2.5	i	73-89		(152 CID)	'93-'01	QJ16HR-U9	5018	-	0,9			
3.7	i V-6 24V (LIBERTY)	155	V-6 < K >		09/'01->	KJ20CR-L11	3169	D106	1,1	IK20	I04	VK20
4.0	i	126	L-6 XJ	(242 CID)	'87-'90	Q20PR-U11	3008	D11	1,1	IK20	I04	VK20
4.0	i	126-136	L-6 (XJ)	(242 CID)	'90-'99	QJ16HR-U9	5018	-	0,9			
4.0	i	126-140	L-6 < S > (MPi)	(242 CID)	'99-'01	QJ16AR-U	3235	-	0,9	IK16	I03	VK16
5.2	i V-8	158		(318 CID)	'90-'01	Q16PR-U	3137	-	0,8	IK16	I03	VK16
GRAND CHEROKEE												
4.0	i	130-140	L-6	(242 CID)	'92->	QJ16AR-U	3235	-	0,9	IK16	I03	VK16
4.7	i V-8	190	V-8 < Y > < N > (MPi)		04/'99-'02	KJ16CR-L11	3132	D35	1,0	IK16	I03	VK16
5.2	i V-8	155-158	V-8	(318 CID)	'92->	Q16PR-U	3137	-	0,8	IK16	I03	VK16
CIRRUS												
2.4	i 16V	98	L4 < X > (MPi) (DOHC)		'95-'00	K16PR-U11	3130	D21	1,2	IK16	I03	VK16
2.5	i V-6	121	V-6 < H > (MPi)		'95-'00	PK16PR-L11	3275	-	1,0	IK16	I03	VK16
COUPE												
2.2	Ti Turbo 2	130			'87-'90	W20EPR-U	3047	D2	0,6	IW20	I06	VW20
2.5	Ti ... / Cabrio	72			'87-'90	W20EPR-U	3047	D2	0,6	IW20	I06	VW20
2.5	Ti ... / Cabrio	110			'87-'90	W20EPR-U	3047	D2	0,6	IW20	I06	VW20
CROSSFIRE												
3.2	i V-6 24V	160			07/'03->	VK20	5604	V04	1,0	IK20	I04	VK20
DAYTONA												
2.5			L-4		'88-'93	W20EPR-U	3047	D2	0,6	IW20	I06	VW20
2.5	i Turbo		L-4		'92-'95	W20EPR-U	3047	D2	0,6	IW20	I06	VW20



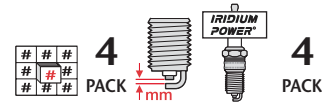
KW



CHRYSLER (EUROPE) continued											
3.0		V-6		'88-'93	W20EPR-U11	3049	D13	1,1	IW20	106	VW20
ES											
2.2 Turbo		L-4		'88	W20EPR-U	3047	D2	0,6	IW20	106	VW20
2.5	72	L-4 (Efi)		'88-'89	W20EPR-U	3047	D2	0,6	IW20	106	VW20
2.5 Turbo		L-4		'89	W20EPR-U	3047	D2	0,6	IW20	106	VW20
GTS											
2.2 Ti Turbo 2	130			'87-'90	W20EPR-U	3047	D2	0,6	IW20	106	VW20
2.5 Ti .. / Cabrio	72			'87-'90	W20EPR-U	3047	D2	0,6	IW20	106	VW20
JEEP											
2.5 Wrangler / Laredo	73-79			'87-'90	QJ16HR-U9	5018	-	0,9			
2.5 Wrangler / Laredo	89	150 CID		'90-'99	QJ16HR-U9	5018	-	0,9			
4.0 Wrangler / Laredo	131			'90-'99	QJ16AR-U	3235	-	0,9	IK16	103	VK16
4.2 Wrangler / Laredo	84	L-6 (T) / (C 2V)		'86-'90	QJ16HR-U9	5018	-	0,9			
Le BARON											
2.2 Ti Turbo 2	103-130			'87-'94	W20EPR-U	3047	D2	0,6	IW20	106	VW20
2.5 Ti	107			'87-'89	W20EPR-U	3047	D2	0,6	IW20	106	VW20
3.0 i V-6	100			'90->	W16EPR-U11	3201	D100	1,1	IW16	105	VW16
NEON											
1.6 i 16V	85	L4		11/'01->	K20PR-U	3145	D22	0,8	IK20	104	VK20
1.8 i 16V	85	L4		09/'97-08/'99	K20PR-U	3145	D22	0,8	IK20	104	VK20
2.0 i 16V	98	L4 < C > (420H) (MPI) (SOHC)		06/'94->	K20PR-U	3145	D22	0,8	IK20	104	VK20Y
2.0 i 16V	108	L4 < Y > (MPI) (DOHC)		06/'94->	K20PR-U	3145	D22	0,8	IK20	104	VK20Y
2.0 i 16V	98	L4		08/'99->	K20PR-U	3145	D22	0,8	IK20	104	VK20
LHS											
3.5 i 24V	155			'96->	QJ16AR-U11	3332	-	1,3	IK16	103	VK16
NEW YORKER											
3.5 i 24V	155	V-6 < L >		04/'93->	QJ16AR-U11	3332	-	1,3	IK16	103	VK16
3.8 V-6 MPI	112	V-6 < LMPI >		09/'91->	W16EXR-U13	3213	-	1,3	IW16	105	VW16
PT CRUISER											
1.6 i 16V	85	L4		'00->	K20R-U	3122	D31	0,9	IK20	104	VK20
2.0 i 16V	104	L4		'00->	ITL16	5349	-	1,3	ITL16	149	
2.4 i 16V	110	L4		'00->	ITL16	5349	-	1,3	ITL16	149	
2.4 i GT Turbo	223	L4	Turbo	'03->	ITL16	5349	-	1,3	ITL16	149	
SARATOGA											
2.5 i	72			'87-'94	W20EPR-U	3047	D2	0,6	IW20	106	VW20
3.0 i	104			'89-'94	W16EPR-U11	3201	D100	1,1	IW16	105	VW16
SEBRING											
2.0 i 16V	108	L4 < Y > (MPI) (DOHC)		'95-'00	K20PR-U11	3121	D14	1,2	IK20	104	VK20
2.0 i 16V	104	L4		'01->	ITL16	5349	-	1,3	ITL16	149	
2.4 i 16V	98	L4 < X > (MPI) (DOHC)		'95-'00	K16PR-U11	3130	D21	1,2	IK16	103	VK16
2.4 i 16V	110	L4		'01->	ITL16	5349	-	1,3	ITL16	149	
2.5 i V-6 24V	122	V-6 < N > (MPI) (SOHC)		'95-'00	PK16PR-L11	3275	-	1,0			VK16
2.7 i V-6 24V	149	V-6		'01->	ITL20	5350	-	1,3	ITL20	149	
STRATUS											
2.0 i 16V				->'94	K20PR-U	3145	D22	0,8	IK20	104	VK20Y
2.0 i 16V	98	L4 < C > (MPI) (SOHC)		'95-'00	K20PR-U	3145	D22	0,8	IK20	104	VK20Y
2.4 i 16V		L4 < X > (MPI)		'95-'00	K16PR-U11	3130	D21	1,2	IK16	103	VK16
2.5 i V-6 24V	118	V-6 < H > (MPI)		'95-'00	PK16PR-L11	3275	-	1,0			VK16
VIPER											
8.0 i V-10	268	V-10 < E > (MPI)	(488 CID)	'93->	QJ16HR-U9	5018	-	0,9			
8.0 i V-10	294	V-10 < E > (MPI)	(488 CID)	'95->	QJ16HR-U9	5018	-	0,9			
VISION											
3.3 i V-6	120	V-6 < T > (MPI)		'96->	W14EXR-U13	3317	-	1,3	IW16	105	VW16
3.5 i V-6 24V	155	V-6 < F > (MPI)		'94->	QJ16HR-U9	5018	-	0,9			
VOYAGER											
2.0 i	98	ECB C00		01/'95-03/'01	Q20PR-U	3007	D12	0,8	IK20	104	VK20
2.4 i	111	L-4 DOHC		10/'95-03/'01	K16PR-U11	3130	D21	1,1	IK16	103	VK16
2.4 i 16V	112	L-4		04/'01->	ITL16	5349	-	1,3	ITL16	149	
2.5				->'87	W20EPR-U	3047	D2	0,8	IW20	106	VW20
2.5 SE	72			04/'92-01/'95	W16EPR-U	3021	D6	0,9	IW16	105	VW16
3.0 V-6	104			'87-01/'95	W16EPR-U11	3201	D100	1,1	IW16	105	VW16
3.3 i V-6	110-120		City driving	08/'90-01/'95	W14EXR-U13	3317	-	1,3	IW16	105	VW16
3.3 i V-6	110-120		Standard	08/'90-01/'95	W16EXR-U13	3213	-	1,3	IW16	105	VW16
3.3 i V-6	116		City driving	01/'95-01/'96	W14EXR-U13	3317	-	1,3	IW16	105	VW16
3.3 i V-6	116		Standard	01/'95-01/'96	W16EXR-U13	3213	-	1,3	IW16	105	VW16
3.3 i V-6	116			01/'96-01/'01	P16R13	3239	-	1,3			VW16
3.8 i V-6 .. / 4x4	122			01/'95-03/'96	W16EXR-U13	3213	-	1,3	IW16	105	VW16
3.8 i V-6 .. / 4x4	122			03/'96-01/'01	P16R13	3239	-	1,3			VW16
3.3 i V-6	134	V-6		02/'00->	ITL16	5349	-	1,3	ITL16	149	
3.8 i V-6	160	V-6		02/'00->	W16EXR-U	3031	D9	0,9	IW16	105	VW16
GRAND VOYAGER											
3.3 i V-6	116			10/'95-01/'01	P16R13	3239	-	1,3			VW16



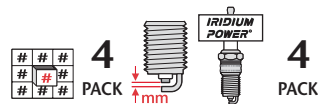
KW



CHRYSLER (EUROPE) continued												
3.3	i V-6	128			01/'01->	ITL16	5349	-	1,3	ITL16	I49	
3.8	i V-6 .. / 4x4	122			10/'95->	P16R13	3239	-	1,3			VW16
CITROËN												
2 CV												
0.6	Club / Special / Charleston	21	A 06 / 6		'68-'90	W20FS-U	3073	-	0,6	IWF20	I78	
0.6	Club / Special / Charleston	21	A 06 / 6	For light tuning	'68-'90	IWF22	5379	I79	0,7	IWF22	I79	
ACADIANE												
0.6		23	M28/1 (AM 2 A)		'72-'84	W20FS-U	3073	-	0,6	IWF20	I78	
AK												
0.6	350 / 400	23	(AM 2 A)		'72-'84	W20FS-U	3073	-	0,6	IWF20	I78	
AMI												
0.6	6 / 8	23	(AM 2 A)		'61-'78	W20FS-U	3073	-	0,6	IWF20	I78	
1.0	8 Super	42	4 Cyl.		'73-'77	W22EP-U	3085	D27	0,6	IW22	I07	VW22
AZU												
0.6		23	(AM 2 A)		->'77	W20FS-U	3073	-	0,6	IWF20	I78	
AX												
1.0	10 E / RE / 4x4	30	C3A		12/'86-07/'92	Q20P-U	3125	D17	0,8	IK20	I04	VK20Y
1.0	10 E / RE / TGE / 4x4	33	C1A (TU 9 / K)		10/'86-07/'92	Q20P-U	3125	D17	0,8	IK20	I04	VK20Y
1.0	i 10 / X / E / Escapade / ..	33-37	CDY / CDZ (TU 9.M/Z)	Cat	07/'92-02/'95	Q20PR-U	3007	D12	0,8	IK16	I03	VK16
1.0	i 10 / X / E / Escapade / ..	33-37	CDY / CDZ (TU 9.M/Z)	Cat	02/'95-'97	K20TXR	5063	D20	0,9	IK16	I03	VK16
1.1	E / RE / Allure / First	40	H1B / HAZ (TU1.C)		12/'86-07/'92	Q20P-U	3125	D17	0,8	IK20	I04	VK20Y
1.1	11 E / RE / TRE / TGS	40	H1A (TU 1)		10/'86-07/'92	Q20PR-U	3007	D12	0,8	IK20	I04	VK20Y
1.1	First / Allure / Image / Club	40	H1A (TU 1)		10/'86-07/'92	Q20PR-U	3007	D12	0,8	IK20	I04	VK20Y
1.1	i X / SX / TE / TGE / TRE	40-44	HDY / HDZ (TU 1.M)	Cat	07/'92-02/'95	Q20PR-U	3007	D12	0,8	IK16	I03	VK16
1.1	i Club / Allure / First	40-44	HDY / HDZ (TU 1.M)	Cat	07/'92-02/'95	K20TXR	5063	D20	0,9	IK16	I03	VK16
1.3	Sport	70	M4A (TU 2/4)		'87-'97	Q22PR-U	3010	D23	0,7	IK22	I10	VK22
1.4	14 TRS / TZS	51	K1G (TU3A)		04/'88-'91	Q20P-U	3125	D17	0,8	IK20	I04	VK20Y
1.4	14 TRS / TZS	49	K1F (TU3A(C))	(NL, D)	06/'88-'91	Q20P-U	3125	D17	0,8	IK20	I04	VK20Y
1.4	14 TRS / TZS	44	KAY (TU3.CP) EL. Carb	Cat	03/'87-12/'89	Q20PR-U	3007	D12	0,8	IK20	I04	VK20Y
1.4	TRS / TZS / TZX	48-55	(TU 3.1)		'86-07/'92	Q20P-U	3125	D17	0,8	IK20	I04	VK20Y
1.4	GT / GTS / Volcane	62	K2A / K2B (TU 3.S)		01/'88-07/'92	Q22PR-U	3010	D23	0,7	IK22	I10	VK22
1.4	14 TRS / TZX / TGS / 4x4	55	K2D (TU 3.2)		05/'91-'93	Q20P-U	3125	D17	0,8	IK20	I04	VK20Y
1.4	i VSX / TGS / TRS / TZX	55	KDX (TU3M/FM(C/Z)) Motr. MA3.0	Cat	'93-03/'95	Q20PR-U	3007	D12	0,8	IK20	I04	VK20Y
1.4	i GT / Furio / Volcane / 4x4	55	KDX (TU3M/FM(C/Z)) Motr. MA3.0	Cat	'93-03/'95	Q20PR-U	3007	D12	0,8	IK20	I04	VK20Y
1.4	i SX / 4x4	55	KDX (TU3.M / MC)	Cat	03/'95-'97	K20TXR	5063	D20	0,9	IK20	I04	VK20Y
1.4	i GT / Allure / Excl. / 4x4	58	KDY/KDZ (TU3.M(Z)) Mono-j. A2.2	Cat	06/'88-06/'95	Q20PR-U	3007	D12	0,8	IK20	I04	VK20Y
1.4	i GT / Allure / Excl. / 4x4	58	KDY/KDZ (TU3.M(Z)) Mono-j. A2.2	Cat	07/'95-'97	K20TXR	5063	D20	0,9	IK20	I04	VK20Y
1.4	GTi	72	K6B		'91-'97	K22PBR-S	5062	-	0,9	IK22	I10	VK22
1.4	GTi	66-70	KFY / KFZ (TU 3FJ2)	Cat	'91-'97	K22PBR-S	5062	-	0,8	IK22	I10	VK22
AXEL												
1.1	11 R	42	G 11 / 6		07/'84-'93	T22EP-U	5040	-	0,6	IT22	I27	
1.3	12 TRS	45	T13 / 6		07/'84-'93	T22EP-U	5040	-	0,6	IT22	I27	
BERLINGO												
1.1	i	44	HDZ (TU 1 M)		06/'96->	K20TXR	5063	D20	0,9	IK16	I03	VK16
1.4	i	52	K5A (TU 3.2)		10/'96->	K20TXR	5063	D20	0,9	IK20	I04	VK20Y
1.4	i	55	KFX (TU 3 JP)		06/'96->	K20TXR	5063	D20	0,9	IK20	I04	VK20Y
1.6	i 16V	80	NFU (TU5JP4)	(26.5mm thread)	02/'02->	K20HR-U11	3381	-	0,9	IKH20	I44	VKH20
1.8	i	66	LFX (TU 7 JP)		06/'97->	K20TXR	5063	D20	0,9	IK16	I03	VK16
BX												
1.1	11	40	109LA (XW7B2)		04/'86-06/'88	T20EP-U	5031	D5	0,6	IT20	I26	VT20
1.1	11	40-42	H1A (TU1/K) Org.Nr.->4205	(I, GR, P)	06/'87-'93	T20EP-U	5031	D5	0,6	IT20	I26	VT20
1.1	11	40-42	H1A (TU1/K) Org.Nr. 4205->	(I, GR, P)	06/'87-'93	Q20P-U	3125	D17	0,8	IK16	I03	VK16
1.4	14	45	150 A (XY6C) Org. Nr. ->4192		'84-04/'88	T20EP-U	5031	D5	0,6	IT20	I26	VT20
1.4	14	45	150 A (XY6C) Org. Nr. 4193->		04/'88-'89	Q20P-U	3125	D17	0,8	IK20	I04	VK20Y
1.4	14	49-53	150 C/F/J/Y Org.Nr.->4192	(XY6B/D)	'83-04/'88	T20EP-U	5031	D5	0,6	IT20	I26	VT20
1.4	14	49-53	150 C/F/J/Y Org.Nr. 4193->	(XY6B/D)	04/'88-06/'88	Q20P-U	3125	D17	0,8	IK20	I04	VK20Y
1.4	14	46-53	KAZ/K1F (XY7CP) Org. Nr.->4192		05/'86-04/'88	T20EP-U	5031	D5	0,6	IT20	I26	VT20
1.4	14	46-53	KAZ/K1F (XY7CP) Org. Nr. 4193->		04/'88->	Q20P-U	3125	D17	0,8	IK20	I04	VK20Y
1.4	14	49-52	K1G (TU3A/K) Org. Nr. ->4192		06/'87-04/'88	T20EP-U	5031	D5	0,6	IT20	I26	VT20
1.4	14	49-52	K1G (TU3A/K) Org. Nr. 4193->		04/'88-'93	Q20P-U	3125	D17	0,8	IK20	I04	VK20Y
1.4	14	55	K2D (TU3/F2/K)		09/'91-'93	Q20P-U	3125	D17	0,8	IK20	I04	VK20Y
1.4	i 14	55	KDZ (TU3M/Z)	Cat	09/'88-06/'95	Q20PR-U	3007	D12	0,8	IK20	I04	VK20Y
1.6	16 RS / TRS / Break	66	171 A / 171 B (XU5S)		10/'82-06/'84	T20EP-U	5031	D5	0,6	IT20	I26	VT20
1.6	16 S/RS/TRS/Entrep./Break	64-69	171 C/D/Z (XU5S) Org.Nr.->4157		'85-04/'88	T22EP-U	5040	-	0,6	IT22	I27	
1.6	16 S/RS/TRS/Entrep./Break	64-69	171 C/D/Z (XU5S) Org.Nr. 4158->		04/'88-06/'88	Q20P-U	3125	D17	0,8	IK20	I04	VK20Y
1.6	16 RS/TRS/TGS/TZS	68	B2C (XU52C) Org. Nr. ->4157		02/'88-06/'88	T22EP-U	5040	-	0,6	IT22	I27	
1.6	16 RS/TRS/TGS/TZS	68	B2C (XU52C) Org. Nr. 4158->		06/'88-'93	Q22P-U	3255	-	0,8	IK22	I10	VK22
1.6	15 / 16 RE/TRE/TGE/Image	58	(XU51C/W)		->06/'87	T20EP-U	5031	D5	0,6	IT20	I26	VT20
1.6	15 / 16 RE/TRE/TGE/Image	58	B1A/A (XU51C/K)		'87-'91	Q20PR-U	3007	D12	0,8	IK20	I04	VK20Y
1.6	15 / 16 RE/TRE/TGE/Image	55-59	B1F (XU51C)		'91-'93	Q22P-U	3255	-	0,8	IK22	I10	VK22
1.6	15 E / RE / TGE / Image	53	B1E Org. Nr. ->3856		->06/'87	T20EP-U	5031	D5	0,6	IT20	I26	VT20



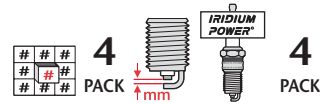
KW



CITROËN <i>continued</i>												
1.6	15 E / RE / TGE / Image	53	B1E Org. Nr. 3857->		06/'87-'95	Q20P-U	3125	D17	0,8	IK20	104	VK20Y
1.6	16 S / RS / TRS	55	BAY/BAZ (XU5CP) EL.Carb. Cat		07/'86-10/'89	Q22PR-U	3010	D23	0,8	IK22	110	VK22
1.6	i 16 ...	65	BDZ/BDY (XU5M/XU5M2/3/Z) Cat		05/'89-06/'95	Q20PR-U	3007	D12	0,8	IK20	104	VK20Y
1.6	i TRi	78	180 Z (XU5J/1)		06/'86-10/'89	Q22P-U	3255	-	0,8	IK22	110	VK22
1.6	i GTi / TRI	85	B6D / B6E (.../XU5JA)		09/'87-'93	Q22P-U	3255	-	0,8	IK22	110	VK22
1.9	19 GT / TRS / Digit / Break	75-77	159 A / Z (XU9S)		10/'84-'90	T22EP-U	5040	-	0,6	IT22	127	
1.9	Sport	92-95	159B (XU94)		05/'85-06/'86	T22EP-U	5040	-	0,6	IT22	127	
1.9	Sport	90-95			07/'87->	Q22P-U	3255	-	0,8	IK22	110	VK22
1.9	19 TRS / TZS	75-77	D2A (XU92C) Org. Nr. ->4578		07/'86-05/'89	T22EP-U	5040	-	0,6	IT22	127	
1.9	19 TRS / Break	75	D2A (XU92C / K) Carb.		07/'92-06/'95	Q20PR-U	3007	D12	0,8	IK20	104	VK20Y
1.9	19 TRS / TZS	70	D2C (XU92C) Org. Nr. ->4578 W/W Cat		09/'86-06/'89	T22EP-U	5040	-	0,6	IT22	127	
1.9	19 TRS / TZS / Break	70	D2C (XU92C) Carb. O. 4579-> Cat		06/'89-'90	Q22PR-U	3010	D23	0,8	IK22	110	VK22
1.9	19 TRS / TZS / TGS / 4x4	78	D2E (XU9J2) Org. Nr. ->4578 Carb.		09/'86-06/'89	T22EP-U	5040	-	0,6	IT22	127	
1.9	19 TRS / TZS / TGS / 4x4	78	D2E (XU9J2) Org. Nr. 4579-> Carb.		06/'89-'90	Q22P-U	3255	-	0,8	IK22	110	VK22
1.9	19 TRS / TZS / TGS / 4x4	79	D2F (XU92C+) Carb.		'91-'93	Q20PR-U	3007	D12	0,8	IK20	104	VK20Y
1.9	i 19 GTi / TRI / Break / 4x4	90	D6A (XU9J2) LE3 Jetronic		'86-'90	Q22P-U	3255	-	0,8	IK22	110	VK22
1.9	i 19 GTi / TZI / 4x4	89-92	D6D (XU9J2) MP 3.1		07/'90-'93	Q22PR-U	3010	D23	0,8	IK22	110	VK22
1.9	i 19 TRI / TZI / GTi / Break	75-77	DFZ (XU9J1) Org. Nr. ->4227 Cat		03/'86-05/'88	T20EP-U	5031	D5	0,6	IT20	126	VT20
1.9	i 19 TRI / TZI / GTi / Break	75	DFZ (XU9J1) LU2 jetr. 4228-> Cat		'87-'90	Q20PR-U	3007	D12	0,8	IK20	104	VK20Y
1.9	i 19 TZI / GTi / 4x4 / Break	80	DDZ (XU9M) Fenix 1B Cat		06/'88-06/'95	Q20PR-U	3007	D12	0,8	IK20	104	VK20Y
1.9	i 19 TRI / TZI / GTi / Break	88	DKZ (XU9JAZ) M 1.3 Cat		06/'88-06/'95	Q20PR-U	3007	D12	0,8	IK20	104	VK20Y
1.9	GTi / 16V	118	D6C (XU9J4)		'91-'93	K22PBR-S	5062	-	0,8	IK22	110	VK22
1.9	GTi / 16V	108	DFW (XU9J4Z) Cat		07/'92-06/'95	K22PBR-S	5062	-	0,8	IK22	110	VK22
C 1												
1.0	i 12V	50	1KR-FE (26.5mm thread)		06/'05->	K20HR-U11	3381	-	1,1	IKH20	144	VKH20
C 2												
1.1	i (A6)	44	HFX (TU1JP)		09/'03->	K20PR-U	3145	D22	0,9	IK20	104	VK20
1.4	i (A6)	55	KFV (TU3JP)		09/'03->	K20PR-U	3145	D22	0,9	IK20	104	VK20
1.4	i 16V	66	ET3 J4 (KFU) (26.5mm thread)		06/'06->	XE20HR-U9	3427	D167	0,9	FXE20HR11	-	
1.6	i 16V (A6)	80	NFU (TU5JP4) (26.5mm thread)		09/'03->	K20HR-U11	3381	D118	1,1	IKH20	144	VKH20
1.6	i 16V VTS	90	NFS (TU5JP4S) (26.5mm thread)		10/'04->	K16HPR-U11	6076	D166	0,9	IKH16	143	VKH16
C 3												
1.1	i	44	HFX (TU1JP)		02/'02->	K20PR-U	3145	D22	0,9	IK20	104	VK20Y
1.4	i	55	KFV (TU3JP)		02/'02->	K20PR-U	3145	D22	0,9	IK20	104	VK20Y
1.4	i 16V	65	ET3 J4 (KFU) (26.5mm thread)		12/'03->	XE20HR-U9	3427	D167	0,9	FXE20HR11	-	
1.6	i 16V	80	NFU (TU5JP4) (26.5mm thread)		02/'02->	K20HR-U11	3381	-	0,9	IKH20	144	VKH20
C 4												
1.4	i 16V	65	ET3 J4 (KFU) (26.5mm thread)		11/'04->	XE20HR-U9	3427	D167	0,9	FXE20HR11	-	
1.6	i 16V	80	TU5JP4 (26.5mm thread)		04->	K20HR-U11	3381	-		IKH20	144	VKH20
1.8	i 16V Picasso	92	EW7A (26.5mm thread)		10/'06->	K20HR-U11	3381	-	0,9	IKH20	144	VKH20
2.0	i 16V	100	EW10J4 (26.5mm thread)		04->	K16HPR-U11	6076	D166	0,9	IKH16	143	VKH16
2.0	i 16V	105	EW10A (26.5mm thread)		04->	K20HR-U11	3381	-	0,9	IKH20	144	VKH20
2.0	i 16V VTS	130	EW10J4S (26.5mm thread)		04->	K20HR-U11	3381	-	1,1	IKH20	144	VKH20
2.0	i 16V Picasso	103	EW10A (26.5mm thread)		10/'06->	K20HR-U11	3381	-	1,1	IKH20	144	VKH20
C 5												
1.8	i 16V	85	6FZ (EW7J4) (26.5mm thread)		03/'01->	K16HPR-U11	6076	D166	0,9	IKH16	143	VKH16
2.0	i 16V	100	RFN/RFM (EW10J4 L3) (26.5mm thread)		03/'01->	K16HPR-U11	6076	D166	0,9	IKH16	143	VKH16
3.0	i V-6 24V	152	XFX (ES9J4S) (26.5mm thread)		03/'01->	IKH16	5343	I43	1,1	IKH16	143	VKH16
C 6												
3.0	i V-6 24V	155	XVF (ES 9 A) (26.5mm thread)		09/'05->	VKH16	5617	V17	1,0	IKH16	143	VKH16
C 8												
2.0	i 16V	100	RFN (EW10J4) (26.5mm thread)		07/'02->	K16HPR-U11	6076	D166	0,9	IKH16	143	VKH16
2.2	i 16V	116	3FZ (EW12J4) (26.5mm thread)		07/'02->	K16HPR-U11	6076	D166	0,9	IKH16	143	VKH16
3.0	i V-6 24V	150	XFW (ES9J4S) (26.5mm thread)		10/'02->	K16HPR-U11	6076	D166	0,9	IKH16	143	VKH16
C 15												
1.0	E	42	K3A		'87-'93	Q20P-U	3125	D17	0,8	IK20	104	VK20Y
1.0	E	33	C1A (TU 9.)		'88-'93	Q20PR-U	3007	D12	0,8	IK20	104	VK20Y
1.1	E	37	109 K (XW7)		10/'84-06/'87	T20EP-U	5031	D5	0,6	IT20	126	VT20
1.1	E	44	E1A (M 103)		07/'87-06/'88	Q20P-U	3125	D17	0,8	IK20	104	VK20Y
1.1	E	40	H1A (TU 1)		06/'88->	Q20PR-U	3007	D12	0,8	IK20	104	VK20Y
1.1	E / RE i	44	HDZ (TU 1.M) Cat		07/'92-06/'95	Q20PR-U	3007	D12	0,8	IK16	103	VK16
1.1	E / RE i	44	HDZ (TU 1.M) Cat		07/'95->	K20TXR	5063	D20	0,9	IK16	103	VK16
1.3	E	47	G1A (M 104)		'87-06/'88	Q20P-U	3125	D17	0,8	IK20	104	VK20Y
1.4	E	44	XY 7 - 150 D		'86-09/'87	T20EP-U	5031	D5	0,8	IT20	126	VT20
1.4	E	49	K1G (TU 3.A) Taper seat		06/'88-08/'91	T20EP-U	5031	D5	0,8	IT20	126	VT20
1.4	E	49	K1G (TU 3.A) Flat seat (E)		06/'88->	Q20P-U	3125	D17	0,8	IK20	104	VK20Y
1.4	E	49	(TU 3.A)		07/'88->	Q20P-U	3125	D17	0,8	IK20	104	VK20Y
1.4	E i	55	KDY / KDX (TU 3.M) Cat		08/'91->	Q20PR-U	3007	D12	0,8	IK20	104	VK20Y
1.4	E	55	K2D (TU 3.F2 K) W/W Cat		01/'92->	Q20PR-U	3007	D12	0,8	IK20	104	VK20Y
C 25												
1.8		49	169 (XM 7)		07/'87->	W20EP-U	3043	D4	0,8	IW20	106	VW20
2.0		56	170 C (XN 1.T)		07/'87-08/'91	W20EP-U	3043	D4	0,8	IW20	106	VW20



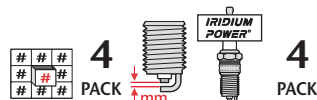
KW



CITROËN <i>continued</i>											
2.0	62	170 A/B (XN 1.TA)	Cat	08/'91->	W20EP-U	3043	D4	0,8	IW20	106	VW20
C 35											
2.0	47	B 20-6		'73->	W20FP-U	3068	D18	0,6	IWF20	178	
CX											
2.0	2000			'75-06/'82	W20FP-U	3068	D18	0,8	IWF20	178	
2.0	78	829 A5		06/'79-06/'82	T20EP-U	5031	D5	0,8	IT20	126	VT20
2.0	75-78	829 A5		06/'82-12/'92	T20EP-U	5031	D5	0,8	IT20	126	VT20
2.2	84	J 6 T AS00		07/'85-12/'92	T22EP-U	5040	-	0,8	IT22	127	
2.4	2400 / GTi / Prestige	85-96	M 23-6	08/'76-06/'84	W20FP-U	3068	D18	0,8	IWF20	178	
2.5	88-91	EN 5 L		'83-'93	W20FPR-U	3070	D3	0,8	IWF20	178	
2.5	GTi	101	EN 5 L	'83-'93	W20FPR-U	3070	D3	0,8	IWF20	178	
2.5	25 Ri / Turbo 2		EN 5 T / TE	07/'84-12/'92	W20FP-U	3068	D18	0,8	IWF20	178	
2.5	25 GTi	89-91		'86-'86	W20FPR-U	3070	D3	0,8	IWF20	178	
2.5	25 GTi	123	EN 5 L	05/'86-12/'92	W20FP-U	3068	D18	0,8	IWF20	178	
2.5	25 Ri	90-91	EN 5 L	05/'86-12/'92	W20FPR-U	3070	D3	0,8	IWF20	178	
DS											
1.9				'62-'69	W20FP-U	3068	D18	0,6	IWF20	178	
2.0	Special / S / SS			->'75	W20FP-U	3068	D18	0,6	IWF20	178	
2.0	ID	75		'68-'75	W20FP-U	3068	D18	0,6	IWF20	178	
2.1	E / Pallas / Prestige			'65-'72	W20FP-U	3068	D18	0,6	IWF20	178	
2.3	- / E	85-96		09/'72-'75	W20FP-U	3068	D18	0,6	IWF20	178	
DYANE											
0.6	23	M 28 (AM 2 A)		'72-'83	W22FS-U	4025	-	0,6	IWF22	179	
EVASION / SYNERGIE											
1.8	i	74	LFW / LFZ (XU 7 JP/Z)	'96->	K20TXR	5063	D20	0,9	IK20	104	VK20Y
2.0	i	89	RFU (XU 10 J2C)	09/'94->	Q20PR-U	3007	D12	0,8	IK20	104	VK20Y
2.0	i 16V	100	RFV (XU 10 J4R)	'97-'01	K20TXR	5063	D20	0,9	IK20	104	VK20Y
2.0	i 16V	100	RFN (EW 10 J4)	(26.5mm thread) 04/'00->	K16HPR-U11	6076	D166	0,9	IKH16	143	VKH16
2.0	i Turbo CT SX / VSX	108-110	RGX (XU 10 J2TE)	09/'94->	K20TXR	5063	D20	0,9	IK20	104	VK20Y
ID											
1.9	B / F / Super			'60-'69	W20FP-U	3068	D18	0,8	IWF20	178	
2.0		76		'68-'72	W20FP-U	3068	D18	0,8	IWF20	178	
2.1	F			'66-'72	W20FP-U	3068	D18	0,8	IWF20	178	
JUMPER											
2.0	i	80	RFW (XU10 J2U)	'94-02/'95	Q20PR-U	3007	D12	0,8	IK20	104	VK20Y
2.0	i	80	RFW (XU10 J2U)	03/'95->	K20TXR	5063	D20	0,9	IK20	104	VK20Y
JUMPY / DISPATCH											
1.6	i	58		10/'95->	Q20PR-U	3007	D12	0,8	IK20	104	VK20Y
2.0	i 16V	100	RFN (EW 10 J4)	(26.5mm thread) 04/'00->	K16HPR-U11	6076	D166	0,9	IKH16	143	VKH16
LN											
0.6		23		'72-'81	W20FS-U	3073	-	0,6	IWF20	178	
LNA											
0.7	- / Entreprise			'79-'87	T22EP-U	5040	-	0,6	IT22	127	
0.7		25	V 06 / 630	01/'83-06/'86	T22EP-U	5040	-	0,6	IT22	127	
1.1	11 E / RE / RS	35	109-5 / 109F / 109 K (XW 7.B1)	09/'82-'87	T20EP-U	5031	D5	0,6	IT20	126	VT20
MEHARI											
0.6		21	(AM 2 A)	'67-'90	W22FS-U	4025	-	0,6	IWF22	179	
SAXO											
1.0	i	37	CDY/CDZ (TU 9 M)	03/'96-09/'03	K20TXR	5063	D20	0,9	IK16	103	VK16
1.1	i	40	HDY (TU 1.M)	05/'96-09/'03	K20TXR	5063	D20	0,9	IK20	104	VK20Y
1.1	i	44	HDZ (TU 1.M /+) (MA3.1)	03/'96-09/'03	K20TXR	5063	D20	0,9	IK20	104	VK20Y
1.4	i	55	KFX (TU 3 JP)	03/'96-09/'03	K20TXR	5063	D20	0,9	IK20	104	VK20Y
1.6	i	66	NFZ (TU 5JP)	03/'96-09/'03	K20TXR	5063	D20	0,9	IK20	104	VK20Y
1.6	i VTS (16V)	87	NFX (TU 5.J4)	05/'96-09/'03	K20TNR	3304	-	0,9	IK20	104	VK20Y
SM											
3.0	V-6	135	V-6 (inj. / carb.)	'70-'75	W20EP-U	3043	D4	0,6	IW20	106	VW20
VISA											
0.6	Club / Special	26	V 06 / 6 (2 Cyl.)	'79-'91	T22EP-U	5040	-	0,6	IT22	127	
1.0	10E	32	108 / 5C	'80-'87	T20EP-U	5031	D5	0,6	IT20	126	VT20
1.1	Super / II Super E	37	109 / 5F	'79-'87	T20EP-U	5031	D5	0,6	IT20	126	VT20
1.1	11 E / RE / Entreprise	37	109 / 5F - 109 / 5K	'80-'87	T20EP-U	5031	D5	0,6	IT20	126	VT20
1.1	11 RE	36	XW 7 - 109 / 5F	(E) '84-06/'87	T20EP-U	5031	D5	0,6	IT20	126	VT20
1.1	11 Challenger	35	XW 7.B1 - 109/5K	(E) ->'88	T20EP-U	5031	D5	0,6	IT20	126	VT20
1.2	Super X	38	129 / 5	'80-'87	T20EP-U	5031	D5	0,6	IT20	126	VT20
1.4	Challenger	59	108 / 5C	'80-'87	T22EP-U	5040	-	0,6	IT22	127	
1.4	Chrono	58	156 / 5A	(F) '81-'91	IT24	5328	I28	0,6	IT24	128	
1.4	14 TRS	44	XY 7 - 150 D	Cat '84-'91	T20EP-U	5031	D5	0,6	IT20	126	VT20
1.4	14 TRS / GT	44-59	XY 7	'85-'91	T22EP-U	5040	-	0,6	IT22	127	
1.4	GT	58	XY 8 - 150 B	09/'82-'91	T22EP-U	5040	-	0,8	IT22	127	
1.6	GTi	77	XU 5.J	'85-'87	T22EP-U	5040	-	0,8	IT22	127	
1.6	GTi	76	XU 5.J - 180 A	(E) 03/'85-'91	T22EP-U	5040	-	0,8	IT22	127	
1.6	GTi	83	XU 5.JA (- B 6D)	05/'86-03/'91	Q22P-U	3255	-	0,8	IK22	110	VK22



KW

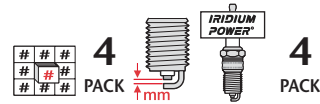


Application tables

CITROËN <i>continued</i>											
XANTIA											
1.6 i	65	BFZ (XU 5.JP)		07/'93-03/'95	Q20PR-U	3007	D12	0,8	IK20	104	VK20Y
1.6 i	65	BFZ (XU 5.JP)		03/'95->	K20TXR	5063	D20	0,9	IK20	104	VK20Y
1.8 i	66	LFX (TU 7.JP(B))		06/'97->	K20TXR	5063	D20	0,9	IK20	104	VK20Y
1.8 i	75	LFZ (XU 7.JP)		03/'93-03/'95	Q20PR-U	3007	D12	0,8	IK20	104	VK20Y
1.8 i	75	LFZ (XU 7.JP)		03/'95->	K20TXR	5063	D20	0,9	IK20	104	VK20Y
1.8 i 16V	81	LFY (XU 7.JP4)		06/'95->	K20TXR	5063	D20	0,9	IK16	103	VK16
2.0 i	88	RFX (XU 10.J2C) (LZ)		03/'93-03/'95	Q20PR-U	3007	D12	0,7	IK20	104	VK20Y
2.0 i	88	RFX (XU 10.J2C) (LZ)		03/'95->	K20TXR	5063	D20	0,9	IK20	104	VK20Y
2.0 i 16V	112	RFY (XU 10.J4Z) (MPi)		03/'93->	K20PR-U	3145	D22	0,8	IK20	104	VK20Y
2.0 i 16V	97	RFV (XU 10.J4R)		06/'95->	K20TXR	5063	D20	0,9	IK20	104	VK20Y
2.0 i 16V	110	RFT (XU 10.J4 6) (D)		06/'94->	K20PR-U	3145	D22	0,8	IK20	104	VK20Y
2.0 i 16V	123	RFS (XU10J4/RS)		06/'96->	K20TNR	3304	-	0,9	IK20	104	VK20Y
2.0 i Turbo	108-110	RGX (XU10.J2 CT / TE/CT E)		06/'95->	K20TXR	5063	D20	0,9	IK20	104	VK20Y
3.0 i V-6 24V	143	ES 9 J4(L-3)		10/'96->	K20TXR	5063	D20	1,0	IK20	104	VK20
XM											
2.0 i 2000	79-81	RDZ (XU10.MZ)	W/WCat	05/'89-'93	Q20PR-U	3007	D12	0,8	IK20	104	VK20Y
2.0 Presence / S / SE	85	R2A (XU 10.2C) Carb. 2V		05/'89-'93	Q20PR-U	3007	D12	0,7	IK22	110	VK22
2.0 i Sens. / Amb. / Detente	96	R6A (XU 10.J2) G5 MPi		05/'89->	Q22PR-U	3010	D23	0,7	IK22	110	VK22
2.0 i 2000	90	RFZ (XU 10.J2Z) MP3.1	Cat	10/'89-06/'94	Q20PR-U	3007	D12	0,8	IK20	104	VK20Y
2.0 i 16V SX / VSX	95-97	RFV (XU10J4R)	Cat	07/'94-06/'95	Q20PR-U	3007	D12	0,8	IK20	104	VK20Y
2.0 i 16V SX / VSX	95-97	RFV (XU10J4R)	Cat	07/'95->	K20TXR	5063	D20	0,9	IK20	104	VK20Y
2.0 i Turbo CT	104	RGY (XU10.J2TE/Z)	Cat	09/'92-06/'94	K20PBR	5060	D105	0,8	IK20	104	VK20Y
2.0 i Turbo CT	108-110	RGX (XU10.J2TE/CTE)	Cat	05/'94->	K20TXR	5063	D20	0,9	IK20	104	VK20Y
3.0 i V-6 Sens. / Amb. / Excl.	123	SFZ (UFY) (ZPJ/Z) MPi	Cat	05/'89->	K20PBR	5060	D105	0,9	IK20	104	VK20Y
3.0 i V-6 24V / Exclusive	147	SKZ (ZPJ4) MPi	Cat	05/'89->	K20PBR	5060	D105	0,9	IK20	104	VK20Y
3.0 i V-6 24V	143	ES9 J4(L-3) (Alum. alloy block)	Cat	'97->	K20TXR	5063	D20	1,0	IK20	104	VK20
XSARA											
1.4 i	55	KFX (TU 3.JP)	Single electrode	07/'97->	K20PR-U	3145	D22	0,9	IK20	104	VK20Y
1.4 i	55	KFX (TU 3.JP)	Double electrode	07/'97->	K20TXR	5063	D20	0,9	IK20	104	VK20Y
1.6 i	66	NFZ (TU 5.JP)	Single electrode	07/'97->	K20PR-U	3145	D22	0,9	IK20	104	VK20Y
1.6 i	66	NFZ (TU 5.JP)	Double electrode	07/'97->	K20TXR	5063	D20	0,9	IK20	104	VK20Y
1.6 i 16V	80	NFU (TU5JP4)	(26.5mm thread)	09/'00->	K20HR-U11	3381	-	0,9	IKH20	144	VKH20
1.8 i	66	LFX (XU 7.JB)		07/'97->	K20TXR	5063	D20	0,9	IK20	104	VK20Y
1.8 i (.../ Automatic transmission)	75	LFZ (XU 7.JP)		07/'97->	K20TXR	5063	D20	0,9	IK20	104	VK20Y
1.8 i 16V	82	LFY (XU 7.JP4)		07/'97->	K20TXR	5063	D20	0,9	IK16	103	VK16
2.0 i 16V VTS	122	RFS (XU10J4/RS)		09/'97->	K20TXR	5063	D20	0,9	IK20	104	VK20Y
2.0 i 16V	100	RFN (EW10J4 L3)	(26.5mm thread)	09/'00->	K16HPR-U11	6076	D166	0,9	IKH16	143	VKH16
XSARA PICASSO											
1.6 i	65	NFZ (TU 5.JP)	Single electrode	02/'00->	K20PR-U	3145	D22	0,9	IK20	104	VK20Y
1.6 i	65	NFZ (TU 5.JP)	Double electrode	02/'00->	K20TXR	5063	D20	0,9	IK20	104	VK20Y
1.8 i 16V	85	6FZ (EW7J4) / LFY (XU 7.JP4)	(26.5mm thread)	02/'00->	K16HPR-U11	6076	D166	0,9	IKH16	143	VKH16
2.0 i 16V	100	EW10J4 L3 (RFN/RFM)	(26.5mm thread)	12/'99->	K16HPR-U11	6076	D166	0,9	IKH16	143	VKH16
ZX											
1.1 Reflex / Avantage	44	H1A (TU 1)		'91-09/'92	Q20P-U	3125	D17	0,8	IK16	103	VK16
1.1 i Reflex / Avantage	44	HDY / HDZ (TU 1.M)	Cat	07/'92-02/'95	Q20PR-U	3007	D12	0,8	IK20	104	VK20Y
1.1 i Reflex / Avantage	44	HDY / HDZ (TU 1.M)	Cat	03/'95->	K20TXR	5063	D20	0,9	IK20	104	VK16
1.4 Aura / Reflex / Avantage	55	K2D (TU 3.2K)		'91->	Q20PR-U	3007	D12	0,8	IK20	104	VK20Y
1.4 i Aura / Reflex / Avantage	55	KDY/KDX (TU 3.FM/MC)	Cat	'91-02/'95	Q20PR-U	3007	D12	0,8	IK20	104	VK20Y
1.4 i Aura / Reflex / Avantage	55	KDY (TU 3.FM)	Cat	03/'95->	K20TXR	5063	D20	0,9	IK16	103	VK16
1.6 i Aura/Avant./Reflex/Volcane	65	B4A (XU 5.M.)		'91->	Q20PR-U	3007	D12	0,8	IK20	104	VK20Y
1.6 i Aura/Avant./Reflex/Volcane	65	BDY (XU 5.M3Z)	Cat	'91->	Q20PR-U	3007	D12	0,8	IK20	104	VK20Y
1.6 i Aura / Avant. / Furio	65	BFZ (XU 5.JP)	Cat	07/'93-03/'95	Q20PR-U	3007	D12	0,8	IK20	104	VK20Y
1.6 i Aura / Avant. / Furio	65	BFZ (XU 5.JP)	Cat	03/'95->	K20TXR	5063	D20	0,9	IK20	104	VK20Y
1.6 i Aura / Avant. / Furio	65	(TU 5.JP/L)	Cat	02/'95->	K20TXR	5063	D20	0,9	IK20	104	VK20Y
1.8 i Furio	75	LFZ (XU 7.JP)	Cat	'92-03/'95	Q20PR-U	3007	D12	0,8	IK20	104	VK20Y
1.8 i Furio	75	LFZ (XU 7.JP)	Cat	03/'95->	K20TXR	5063	D20	0,9	IK20	104	VK20Y
1.8 i 16V	81	LFY (XU 7.JP4)	Cat	12/'96->	K20TXR	5063	D20	0,9	IK16	103	VK16
1.9 i Volcane	93-96	D6E (XU 9.JA/K)		'91->	Q22PR-U	3010	D23	0,7	IK22	110	VK22
1.9 i Volcane	88-90	DKZ (XU 9.JA/Z)	Cat	'91->	Q20PR-U	3007	D12	0,8	IK20	104	VK20Y
2.0 i Volcane	88	RFX (XU 10.J2C/LZ)	Cat	'92-03/'95	Q20PR-U	3007	D12	0,7	IK20	104	VK20Y
2.0 i Volcane	88	RFX (XU 10.J2C/LZ)	Cat	03/'95->	K20TXR	5063	D20	0,9	IK16	103	VK16
2.0 i 16V	112	RFY (XU 10.J4L/Z)	Cat	'92->	Q22PR-U	3010	D23	0,8	IK22	110	VK22
2.0 i 16V	110	RFT (XU 10.J4D) (MP3.2)	Cat	06/'94->	Q22PR-U	3010	D23	0,8	IK22	110	VK22
2.0 i 16V	123	RFS (XU10J4/RS)	Cat	'96->	K20TNR	3304	-	0,9	IK20	104	VK20Y
DACIA											
1210											
1.2	40	(OHV) (1185cc) Carb.		'77->	W20FP-U	3068	D18	0,6	IWF20	178	
1300 / 1310											
1.3 Denem	40			'77->	W20FP-U	3068	D18	0,6	IWF20	178	



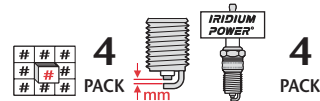
KW



DACIA <i>continued</i>										
1410 / 1410 Break										
1.4 (Duster)	47	(OHV) (1397cc) Carb.		'77->	W20FP-U	3068	D18	0,6	IWF20	I78
LOGAN										
1.4 i 8V	55	K7J - 710		09/'04->	K20PR-U	3145	D22	0,8	IK20	104 VK20Y
1.6 i 8V	64	K7M - 710		09/'04->	K20PR-U	3145	D22	0,8	IK20	104 VK20Y
NOVA										
1.4	48	(OHV) (1397cc) Carb.		'96-99	W20FP-U	3068	D18	0,6	IWF20	I78
1.6	53	(OHV) (1557cc) Carb. 2C		'96-99	W20FP-U	3068	D18	0,6	IWF20	I78
1.6 i	53	(OHV) (1557cc) Inj.		'96-99	W16FPR-U	4192	-	0,8	IWF16	I59
SUPER NOVA										
1.4 i	55	E7J-260 (1390cc) Inj.		'99-'03	K20PR-U	3145	D22	0,8	IK20	104 VK20Y
1.4 i	55	E7J (1390cc) Siemens Sirius 32 Inj.		'99-'03	K20PR-U	3145	D22	0,8	IK20	104 VK20Y
SOLENZA										
1.4 i	55	E7J 262 (1390cc)		03/'03->	K20PR-U	3145	D22	0,8	IK20	104 VK20Y
DAEWOO -> CHEVROLET (DAEWOO)										
DAF										
66										
1.1				->'75	W16FP-U	4019	-	0,6	IWF16	I59
1.3				->'75	W16FP-U	4019	-	0,6	IWF16	I59
1.3 Marathon				->'75	W20FP-U	3068	D18	0,6	IWF20	I78
DAIHATSU										
APPLAUSE										
1.6 i 16V (A101,A111)	77	HD-C / HD (E)		09/'89-09/'97	K20PR-U11	3121	D14	1,1	IK20	104 VK20
1.6 i 16V (A101)	73	HD-E		09/'97->	K20TNR-S	3196	D104	1,0	IK20	104 VK20
BUS WIDE 55										
0.6 (S65)		AB 20 (550cc)		04/'81-05/'82	W20EXR-U	3066	D26	0,8	IW20	106 VW20
0.85 (S70)		CD (850cc)		05/'82->	W16EXR-U	3031	D9	0,8	IW16	105 VW16
1.0 (S75)		CB 41		11/'83->	W16EXR-U	3031	D9	0,8	IW16	105 VW16
CAB										
0.8 850				'85->	W16EXR-U	3031	D9	0,8	IW16	105 VW16
1.0 1000				'85->	W16EXR-U	3031	D9	0,8	IW16	105 VW16
CHARADE										
1.0 (G10)	37	CB 20		10/'77-02/'81	W16EXR-U	3031	D9	0,8	IW16	105 VW16
1.0 (G10)	38	CB 22		'81-02/'83	W16EXR-U	3031	D9	0,9	IW16	105 VW16
1.0 (G11)	38	CB 22		'82-03/'87	W16EXR-U	3031	D9	0,9	IW16	105 VW16
1.0 Turbo (G11)	50	CB 60		'83-03/'87	W20EXR-U	3066	D26	0,9	IW20	106 VW20
1.0 (G100S)	38	CB 23		02/'87-12/'92	W16EXR-U	3031	D9	0,9	IW16	105 VW16
1.0 (G100)	41	CB 90		11/'89-12/'92	W16EXR-U11	3032	D86	1,1	IW16	105 VW16
1.0 i (G100)	40	CB 90	Cat.	11/'89-12/'92	W16EXR-U11	3032	D86	1,1	IW16	105 VW16
1.0 Turbo (G100)	50	CB 61 Turbo	+(N, D, S)	'87-'88	W20EXR-U	3066	D26	0,9	IW20	106 VW20
1.0 GT ti (Gti) (Turbo) (G100S)	74	CB 80 Turbo (3-Cyl. DOHC 12V)		03/'87-12/'92	W20ETR-L	3277	-	1,0	IW20	106 VW20
1.3 i 16V (G102/G112)	56-66	HC-E / HC-C (4-Cyl. SOHC)		'88-01/'93	K20PR-U11	3121	D14	1,1	IK20	104 VK20
1.3 i 16V .. / 4x4 (G200)	62	HC / HC-E		01/'93-'98	K20PR-U11	3121	D14	1,1	IK20	104 VK20
1.3 i 16V (G2..)	62	HC (-E)		01/'98->	K20PR-U11	3121	D14	1,1	IK20	104 VK20
1.5 i 16V (G200/G202)	66	HE-EG / HE-G		06/'94-'99	K20PR-U11	3121	D14	1,1	IK20	104 VK20
1.6 i 16V .. / GTi (G201)	77	HD-E		03/'93-'98	K20PR-U11	3121	D14	1,1	IK20	104 VK20
CHARMANT										
1.3 1300 (A35)	48	4 K		'78-'89	W16EXR-U	3031	D9	0,8	IW16	105 VW16
1.6 1600 (A45)		2 T(B)		'81-08/'83	W16EXR-U	3031	D9	0,8	IW16	105 VW16
1.6 1600 (A60)	60	4 A		08/'83-'89	W16EXR-U	3031	D9	0,8	IW16	105 VW16
COPEN (L880K)										
0.66 i 16V	50	JB-DET		09/'03->	VK20Y	5637	V37	0,8	IK20	104 VK20Y
CUORE / DOMINO										
0.6 (L40, L55)	20	AB / AB 30 (550cc)		->'81	W20EXR-U	3066	D26	0,8	IW20	106 VW20
0.6 (L60)	22-24	AD 10 / AD		09/'81-08/'85	W20EXR-U	3066	D26	0,8	IW20	106 VW20
0.66 i 16V TR-XX R4	47	JB - JL (Efi Turbo) (660cc)	4 Cyl.	09/'94-10/'98	K22TNR-S	3197	-	0,8	IK22	110 VK22
0.66 i 16V TR-XX R4 Avanzato	47	JB - JL (Efi Turbo) (660cc)	4 Cyl.	09/'94-10/'98	IK27	5311	I12	0,7	IK27	I12
0.85 (L80)		ED (850cc)		09/'85-08/'90	W20EXR-U	3066	D26	0,8	IW20	106 VW20
0.85 (L201)	29-32	ED 10 (K) (850cc)		08/'90-'03	W20EXR-U	3066	D26	0,8	IW20	106 VW20
0.85 (L501)	30-32	ED 20 (850cc)		08/'94-'03	W20EXR-U11	3067	D10	1,1	IW20	106 VW20
0.85 i	30-32	ED 20 (850cc)	3 Cyl.	05/'97-'03	W16EXR-U11	3032	D86	1,1	IW16	105 VW16
1.0 i 12V (L701)	41	EJ-DE (S-DIS)	3 Cyl.	10/'98-'03	K16PR-U11	3130	D21	1,1	IK16	103 VK16
1.0 i 12V (L250 / ...)	43	EJ-VE (DOHC) (DWT)	3 Cyl.	05/'03->	K16TNR-S9	3329	-	0,9	IK16	103 VK16
DELTA										
2.0 2000				'79->	W16EXR-U	3031	D9	0,8	IW16	105 VW16
FELLOW MAX										
0.85		360 - 550 (850cc)		'70-'78	W20EX-U	3062	D25	0,8	IW20	106 VW20
FEROZA / SPORTRAK										
1.6 16V (F300)	63	HD-C		10/'88->	K20PR-U11	3121	D14	1,1	IK20	104 VK20



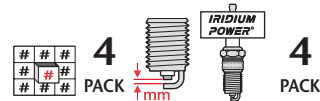
KW



DAIHATSU <i>continued</i>												
1.6	16V (F300)	70	HD-E	Cat	10/'88->	K20PR-U11	3121	D14	1,1	IK20	I04	VK20
F 80 / F 85												
2.0		65	3 Y		04/'84-'91	W16EXR-U	3031	D9	0,8	IW16	I05	VW16
GRAN MOVE (Pyzar)												
1.5	i 16V (G303)	66-74	HE-E / HE-G (EFI)		12/'96-10/'98	K20PR-U11	3121	D14	1,1	IK20	I04	VK20
1.6	i 16V (G301)	67	HD-E		05/'98->	K20PR-U11	3121	D14	1,1	IK20	I04	VK20
HIJET / VAN												
0.6	550 (S60 / S65)		AB	2 Cyl.	'79-'83	W20EXR-U	3066	D26	0,8	IW20	I06	VW20
0.8	850 (S70 / S84)	29-33	CD 20 - CB 41		'86-'93	W16EXR-U	3031	D9	0,8	IW16	I05	VW16
0.8	850		EB		'86-'93	W20EXR-U	3066	D26	0,8	IW20	I06	VW20
1.0	1000 (S85)		CB / CB 41		05/'84-07/'86	W16EXR-U	3031	D9	0,8	IW16	I05	VW16
1.0	1000 (S85)	33	CB 41		07/'86-'98	W16EXR-U	3031	D9	0,8	IW16	I05	VW16
1.0	i 1000 (S85)	35	CB 42		12/'92-05/'98	W16EXR-U11	3032	D86	1,1	IW16	I05	VW16
1.3	i 16V (S85)	48	HC#		05/'98->	K20TNR-S	3196	D104	1,0	IK20	I04	VK20
1.3	i 16V (S85)		HC-E		10/'00->	K20TNR-S	3196	D104	1,0	IK20	I04	VK20
MATERIA												
1.3	i 16V	67	K3-VE		12/'06->	SXU22PR9	3434	-	0,9	IXU22	I08	VXU22
1.5	i 16V	76	3SZ-VE		12/'06->	SXU22PR9	3434	-	0,9	IXU22	I08	VXU22
MIRA												
0.5	Turbo 4x4				'80-'85	W20EPR-U	3047	D2	0,8	IW20	I06	VW20
0.6					'80-'85	W20EXR-U	3066	D26	0,8	IW20	I06	VW20
0.85		30	ED 10 (K) (850cc)		01/'93-'97	W20EXR-U	3066	D26	0,8	IW20	I06	VW20
MOVE												
0.85	i (L6..)	30-32	(ED 20) MPi (850cc)		02/'97-'99	W16EXR-U11	3032	D86	1,1	IW16	I05	VW16
1.0	i 12V (L901)	40	EJ (EJ-DE)	3 Cyl.	10/'98->	K16PR-U11	3130	D21	1,1	IK16	I03	VK16
ROCKY / FOURTRACK												
2.0	4x4 (F80 / F85)	65	3 Y		04/'84-'91	W16EXR-U	3031	D9	0,8	IW16	I05	VW16
2.0	4x4	65	HD-E		->'89	K20PR-U11	3121	D14	1,1	IK20	I04	VK20
2.0	4x4	65			'90->	K20PR-U11	3121	D14	1,1	IK20	I04	VK20
2.2	4x4 (F95)		4 Y		'92-'93	W16EXR-U	3031	D9	0,8	IW16	I05	VW16
SIRION (STORIA)												
1.0	i 12V	40	EJ (EJ-DE)	3 Cyl.	01/'98-09/'00	K16PR-U11	3130	D21	1,1	IK20	I04	VK20
1.0	i 12V	43	EJ-VE (DOHC) (DVVT)	3 Cyl.	09/'00->	K16TNR-S9	3329	-	0,9	IK16	I03	VK16
1.3	i 16V	75	K3-VE (DOHC) DVVT		09/'00->	K20BR-S10	3330	-	1,0	IK20	I04	VK20
1.3	i 16V Turbo	76	K3-VET (DOHC) DVVT Turbo		09/'00->	PK20PR-P8	3245	P27	0,8			VK20Y
SIRION 2 (BOON)												
1.0	i 12V	51	1KR-FE (DVVT)	3 Cyl.	06/'04->	SK20HR11	3421	S33	1,1	IKH20	I44	VKH20
1.3	i 16V	64	K3-VE (DVVT)		06/'04->	K20R-U11	3139	-	1,1	IK20	I04	VK20
1.5	i 16V	76	3SZ-VE			XU22PR9	3448	-	0,9	IXU22	I08	VXU22
TAFT												
0.6			(550cc)		->'79	W20EP-U	3043	D4	0,8	IW20	I06	VW20
1.6	(F20, F25)		12 R		08/'78->	W16EXR-U	3031	D9	0,8	IW16	I05	VW16
TERIOS												
1.3	i 16V	62-67	HC -E		06/'97->	K20TNR-S	3196	D104	1,0	IK20	I04	VK20
1.3	i 16V	63	K3-VE (DOHC) DVVT		'00->	K20BR-S10	3330	-	1,0	IK20	I04	VK20
1.3	i Turbo (J102G)	76	K3-VET (DOHC) DVVT Turbo	(J)	'00->	PK20PR-P8	3245	P27	0,8			VK20Y
1.5	i 16V	80	3SZ-VE		05/'06->	SXU22PR9	-	-	0,9	IXU22	I08	VXU22
TREVIS (MIRA GINO)												
1.0	i 12V DVVT	43	EJ-VE	3 cyl.	07/'06->	K16TNR-S9	3329	-	0,9	IK16	I03	VK16
VALERA / Shortback												
1.5	i SX	55			'96->	K20PR-U11	3121	D14	1,1	IK20	I04	VK20
1.5	i SX	66	HE E (G)		'96->	K20PR-U11	3121	D14	1,1	IK20	I04	VK20
WILDCAT												
2.0					'87->	W16EPR-U	3021	D6	0,8	IW16	I05	VW16
YRV												
1.0	i 12V	43	EJ-VE (DOHC)		'00->	K16TNR-S9	3329	-	0,9	IK16	I03	VK16
1.3	i 16V	64-75	K3-VE (DOHC) DVVT		'00->	K20BR-S10	3330	-	1,0	IK20	I04	VK20
1.3	i 16V Turbo (GT ti)	76-95	K3-VET (DOHC) DVVT Turbo		02/'01->	PK20PTR-S9	3380	P80	0,9			VK20Y
DAIMLER												
DOUBLE SIX												
5.3	V-12		HE VIN 326574 ->		'81-'93	T22EP-U	5040	-	0,6	IT22	I27	
6.0	V-12		HE		'93-'96	T22EP-U	5040	-	0,6	IT22	I27	
V-8 LWB												
4.0	i V-8 32V	216	AJ V-8		'96->	K20PR-ZU11	3163	-	1,1	IK20	I04	VK20
DODGE (EUROPE)												
CARAVAN / GRAND CARAVAN												
2.4	i 16V SE		L4 <X, B > (EFI)		'96-'98	K16PR-U11	3130	D21	1,3	IK16	I03	VK16
2.5	i SE	72	EFI		'88->	W16EPR-U	3021	D6	0,8	IW16	I05	VW16
3.0	i V-6	105	V-6 <3 >		'88->	W16EPR-U11	3201	D100	1,1	IW16	I05	VW16




KW

**DODGE (EUROPE) continued**

DAYTONA												
2.2	i 16V Turbo	167	V-6		'92->	W16EPR-U	3021	D6	0,8	IW16	I05	VW16
2.5	i Turbo	112	L4 < J > Turbo (153 CID)		'89-'92	W16EPR-U	3021	D6	0,9	IW16	I05	VW16
3.0	V-6	105	V-6		'92->	W16EPR-U11	3201	D100	1,1	IW16	I05	VW16
DURANGO												
3.9	i V-6	131	V-6 < X > (MPI) (239 CID)		'97->	KJ16CR-L11	3132	D35	1,0	IK16	I03	VK16
5.2	i V-8	174	V-8 < Y > (MPI) (318 CID)		'97->	KJ16CR-L11	3132	D35	1,0	IK16	I03	VK16
5.9	i V-8	184	V-8 < Z,5 > (MPI) (360 CID)		'97->	KJ16CR-L11	3132	D35	1,0	IK16	I03	VK16
RAM												
3.9	i V-6	131	V-6 < X > (MPI) (239 CID)		'93-'99	K16PR-U	3191	D77	0,9	IK16	I03	VK16
5.2	i V-8	174	V-8 < Y > (MPI) (318 CID)		'93-'99	K16PR-U	3191	D77	0,9	IK16	I03	VK16
5.9	i V-8	184	V-8 < Z,5 > (MPI) (360 CID)		'94-'99	K16PR-U	3191	D77	0,9	IK16	I03	VK16
8.0	i V-10	224	V-10 < W > (MPI) (488 CID)		'95-'99	KJ20CR-L11	3169	D106	1,1	IK20	I04	VK20
STEALTH												
3.0	i V-6 24V	206-210	V-6 (6 G 72) (DOHC, MPI)	Twin Turbo	'92->	PK20PR-P11	3141	-	1,1			VK20
VIPER												
8.0	i V-10	268	V-10 < E > (MPI) (488 CID)		'93->	QJ16HR-U9	5018	-	0,9			
8.3	i V-10 SRT-10	370	SMPI V-10		'03->	QJ16AR-U	3235	-	0,9	IK16	I03	VK16
DONKervoort												
D8												
1.8	i 16V	103	Zetec MPI		'93-'00	PT16VR10	5093		1,0	ITV16	I38	
1.8	i 20V Turbo	110	Audi eng.		'00->	PK20PR-P8	3245	P27	0,8			VK20Y
2.0	i 16V	118	Zetec MPI		'93-'00	PT16VR10	5093		1,0	ITV16	I38	
2.0	i 16V Turbo	158	Ford Cosworth		'95->	VK20Y	5637	V37	0,8	IK20	I04	VK20Y
F.S.O. / F.S.M.												
125												
1.3		48			'68-'91	W20EP-U	3043	D4	0,8	IW20	I06	VW20
1.5		55			'68-'91	W20EP-U	3043	D4	0,8	IW20	I06	VW20
126												
0.7	Bis	19	126A2.000		'87->	W20EPR-U	3047	D2	0,8	IW20	I06	VW20
0.7		18	126A.000		'72-'82	W20FP-U	3068	D18	0,8	IWF20	I78	
CARO												
1.4	i 16V	76	Rover K 16 (DOHC, Mpi)		01/'93->	K20PR-U	3145	D22	0,8	IK20	I04	VK20Y
1.5	i	55		Cat	'93->	W22EPR-U	3088	D19	0,8	IW22	I07	VW22
1.6	i	57	CE (Spi)	Cat	'94->	W20EPR-U	3047	D2	0,8	IW20	I06	VW20
CINQUECENTO												
0.7		23	170.A.0		'92->	W20EPR-U	3047	D2	0,8	IW20	I06	VW20
0.9		30	170.A.1		'92->	W20EPR-U	3047	D2	0,8	IW20	I06	VW20
0.9	i	30	170.A.1.04		'92->	W20EPR-U	3047	D2	0,8	IW20	I06	VW20
1.1	i	40			'94->	Q20PR-U	3007	D12	0,8	IK20	I04	VK20Y
PICK - UP												
1.5					'86-'89	W20EP-U	3043	D4	0,8	IW20	I06	VW20
POLONEZ / PRIMA												
1.4	i 16V	70	Rover Mpi		'93->	K20PR-U	3145	D22	0,8	IK20	I04	VK20Y
1.5		55			'78->	W20EP-U	3043	D4	0,8	IW20	I06	VW20
1.5	i	56			'89->	W20EP-U	3043	D4	0,8	IW20	I06	VW20
1.6		64			'78-'91	W22EP-U	3085	D27	0,8	IW22	I07	VW22
1.6	i	60			'89->	W22EP-U	3085	D27	0,8	IW22	I07	VW22
FERRARI												
308												
2.9	GTB / GTBi / GTS / GTSi	150-177	V-8 F 106 B		'81-'85	W22EPR-ZU	3281	-	0,6	IW22	I07	VW22
3.0	GTB / GTBi / GTS / GTSi	169	V-8 F 106 AB		'80	W22EPR-ZU	3281	-	0,6	IW22	I07	VW22
328												
3.2	GTB / GTS / Mondial	199	i V-8 32V F 105 C		'84->	X24ESR-ZU	4167	-	0,6	IX24	I72	
3.2	GTB / GTS	187-198	i V-8 32V F 105 CB000		'84->	X24ESR-ZU	4167	-	0,6	IX24	I72	
348												
3.4	GTB / GTS / Spider	221-235	V-8 F 119 H		'90->	X27ESR-ZU	4172	-	0,6	IX27	I73	
3.4	TB / TS	221	V-8 F 119 D	W/W Cat	09/'89->	X24ESR-ZU	4167	-	0,6	IX24	I72	
365												
4.4	GTB/4 DAYTONA	260	V-12		'69-'75	W22EPR-ZU	3281	-	0,7	IW22	I07	VW22
4.4	GT 4 / GTC 4		V-12		'72-'76	IW24	5316	I16	0,8	IW24	I16	
400												
4.8	GTC 4 / GTS / 400 GT	250	V-12		'76-'86	IW24	5316	I16	0,8	IW24	I16	
4.8	i V-12	232	F 101 C		'79-'85	W22EPR-ZU	3281	-	0,8	IW22	I07	VW22
412												
4.9	i V-12	250	101 E.. / F 101 E..		06/'85-'89	IW24	5316	I16	0,8	IW24	I16	
4.9	i V-12	239	101 E.. / F 101 E..	Cat	06/'85-'89	IW24	5316	I16	0,8	IW24	I16	
456												
5.5	i V-12	325	F 116		'92-'00	XU27EPR-ZU	3314	-	0,7	IXU27	I37	



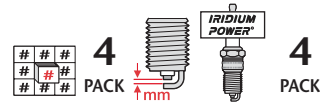
KW



FERRARI <i>continued</i>										
5.5 i V-12	325	F 116C. (V-12)		04/'98->	XU27EPR-ZU	3314	-	0,7	IXU27	I37
550 MARANELLO										
5.5 i V-12	357	F 133A. (V-12)		09/'96-'02	XU27EPR-ZU	3314	-	0,7	IXU27	I37
575 M MARANELLO										
5.7 i V-12	379	F 133E. (V-12)		02->	XU27EPR-ZU	3314	-	0,7	IXU27	I37
512										
4.9	250			'76-'81	IW24	5316	I16	0,6	IW24	I16
4.9 i	250			'81-'84	W22EPR-ZU	3281	-	0,7	IW22	I07 VW22
4.9 i 48V	315	F 113 D.040		'92-'95	X24ESR-ZU	4167	-	0,6	IX24	I72
ENZO										
6.0 i V-12 48V	485	F140 AB-E (Motronic ME 7.0)		02->	IU24	5362	I62	0,7	IU24	I62
F 355										
3.5 i V-8 40V	280	F 129 B /40		'94->	IU22	5361	I61	0,6	IU22	I61
F 360 MODENA										
3.6 i V-8 40V	294	F 131		'99->	IU24	5362	I62	0,7	IU24	I62
F 40										
2.9 i V-8 32V		F 120 D (Turbo)	Cat	'88-'92	U24ESR-NZU	4189	-	0,6	IU24	I62
F 50										
4.7 i V-12 60V	382	F130 (Motronic 2.7)		05/'95->	IU22	5361	I61	0,7	IU22	I61
F 512 M										
5.0 i 48V	324	F 113 G		'94-'96	X27ESR-ZU	4172	-	0,6	IX27	I73
GTO										
2.9 V-8	294	F 114 B (Turbo)			X27ESR-ZU	4172	-	0,6	IX27	I73
MONDIAL										
3.0 V-8	176	V-8 F 105 A		05/'80-'84	IW24	5316	I16	0,7	IW24	I16
3.2 i V-8 Quattrovalvole	158			05/'80-'88	X24ESR-ZU	4167	-	0,6	IX24	I72
3.4 i V-8 Quattrovalvole	213-221	F 119		'88->	X24ESR-ZU	4167	-	0,6	IX24	I72
TESTAROSSA										
4.9 i 48V	287	F 113 A	Cat	'84-'91	X24ESR-ZU	4167	-	0,6	IX24	I72
FIAT										
126										
0.6 650	18	126.A		'74-'87	W20FP-U	3068	D18	0,8	IWF20	I78
0.7 Bambino 650	18	126.A	(D)	'76-'87	W22EP-U	3085	D27	0,8	IW22	I07 VW22
0.7 Bis / up	19			'87-'93	W20EPR-U	3047	D2	0,7	IW20	I06 VW20
500										
0.5 D / F / L	13			->'75	W20FP-U	3068	D18	0,8	IWF20	I78
0.5 D / F	13		(SF)	->'75	W20FS-U	3073	-	0,6	IWF20	I78
0.6 R	13	126.A		'72-'75	W20FP-U	3068	D18	0,6	IWF20	I78
500 (150A)										
1.2 i 8V	51	169A4.000		07/'07->	XU22EPR-U	3179	-	1,0	IXU22	I08 VXU22
1.4 i 16V	73	169A3.000		07/'07->	XU22EPR-U	3179	-	1,0	IXU22	I08 VXU22
600										
0.6	24			->'77	W20FP-U	3068	D18	0,6	IWF20	I78
850										
0.9 Special / Sport / Spider	24			->'77	W22EP-U	3085	D27	0,6	IW22	I07 VW22
900										
0.9	26-33	100.GF		'79-'81	W20EPR-U	3047	D2	0,8	IW20	I06 VW20
ARGENTA (132)										
1.6 100 / 1600	72	132.D		'81-'85	W20EPR-U	3047	D2	0,8	IW20	I06 VW20
2.0	83	132.D		'81-'85	W20EPR-U	3047	D2	0,8	IW20	I06 VW20
2.0 120 i.e.	90	132.C		'83-'85	W20EPR-U	3047	D2	0,8	IW20	I06 VW20
2.0 120 i.e.	90	132.C		'85	W22EPR-U	3088	D19	0,8	IW22	I07 VW22
2.0 Volumex / SX	100	132.E		->'85	W22EP-U	3085	D27	0,6	IW22	I07 VW22
BARCHETTA (183)										
1.8 i 16V	96	183A 1.000		'95-07/'00	K20TNR	3304	-	0,9	IK20	I04 VK20Y
1.8 i 16V	96	183A 1.000 / 188A.6000		08/'00->	K20PR-U	3145	D22	0,9	IK20	I04 VK20Y
BRAVO / BRAVA (182)										
1.2 i 16V 85	63	176.B9. / 182.B2 (FIRE)		10/'98-'02	XU24EPR-U	3312	-	0,9	IXU24	I09 VXU24
1.4 i 12V S	55	182 A5.000		'95-'02	K20TNR	3304	-	0,9	IK20	I04 VK20Y
1.4 i 12V S / SX	59	182 A3.000		'95-'02	K20TNR	3304	-	0,9	IK20	I04 VK20Y
1.4 i 16V	66	192B2.000		04/'07->	XU22EPR-U	3179	-	1,0	IXU22	I08 VXU22
1.6 i 16V S / SX / EL	66	182 A6.000		'95-05/'01	K20TNR	3304	-	0,9	IK20	I04 VK20Y
1.6 i 16V S / SX / EL	76	182 A4.000		'95-07/'99	K20TNR	3304	-	0,9	IK20	I04 VK20Y
1.6 i 16V S / SX / EL	76	182 A4.000		'07/'99-'02	K16PR-U	3191	D77	0,9	IK16	I03 VK16
1.8 i 16V GT / ELX	83	182 A2.000		'95-'02	K20TNR	3304	-	0,9	IK20	I04 VK20Y
2.0 i 20V HGT / ..	108-113	182 A1.000	5 Cyl.	'95-'02	K20TNR	3304	-	0,9	IK20	I04 VK20Y
CAMPAGNOLA										
2.0	59	613AZ.2		'74-'86	W20EP-U	3043	D4	0,8	IW20	I06 VW20
CINQUECENTO (170)										
0.7 700 ED	23	170.A.000	W/W Cat	'91-'93	W20EPR-U	3047	D2	0,8	IW20	I06 VW20
0.9	30	170.A1.000		'91-'93	W20EPR-U	3047	D2	0,9	IW20	I06 VW20



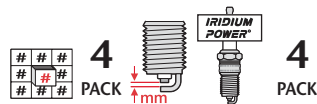
KW



FIAT continued												
0.9 i	30	170.A1.046		Cat	'91->	W20EPR-U	3047	D2	0,9	IW20	I06	VW20
1.1 .. / Sporting	40.4	176.A6.000		Cat	'91->	Q20PR-U	3007	D12	0,9	IK20	I04	VK20Y
CITIVAN												
1.1		146.A.6			'85->	Q20PR-U	3007	D12	0,8	IK20	I04	VK20Y
COUPE (175)												
1.8 i16V	96	183A.1.000			'95->	K20TNR	3304	-	0,9	IK20	I04	VK20Y
2.0 i16V	102	836.A.3 (A2)		Cat	'94->	W22EPR-U	3088	D19	0,9	IW22	I07	VW22
2.0 i 20V	108	182 A1.000		5 Cyl.	'96->	K20TNR	3304	-	0,9	IK20	I04	VK20Y
2.0 i16V Turbo	143	175.A.1		Cat	'94->	W22EPB	5066	-	0,9	IW22	I07	VW22
2.0 i 20V Turbo	162	175 A3.000		5 Cyl.	'96->	K20PSR-B8	-	-	0,8	IK20	I04	VK20Y
CROMA												
1.6 (154) CHT	61-63	154.048 / 154A.000		Carb.	'86-'93	W20EPR-U	3047	D2	0,9	IW20	I06	VW20
1.8 (194) 1 16V	103	939A4.000			12/'05->	KJ16CR-L11	3132	D35	1,0	IK16	I03	VK16
2.0 (154) Turbo i.e.	110-116	154.A2. / 154C4.046		W/O Cat	'86-'94	W20EPBR-S	5067	D1	0,8	IW20	I06	VW20
2.0 (154) Turbo i.e.	110	834.C (...146)		Cat	'86-'93	W20EPBR-S	5067	D1	0,8	IW20	I06	VW20
2.0 (154) 2000 CHT	66-74	154.A1 / 154.C2.		Carb	'86-'93	W22EPR-U	3088	D19	0,9	IW22	I07	VW22
2.0 (154) i.e.	84-89	834.AB... - 154.C...			'86-'93	W22EPR-U	3088	D19	0,8	IW22	I07	VW22
2.0 (154) i.e. / S	84-86	154.C.3			'91->	W22EPR-U	3088	D19	0,9	IW22	I07	VW22
2.0 (154) 16V	101	154.E1.		Cat	'92-'96	W22EPR-U	3088	D19	0,9	IW22	I07	VW22
2.2 (194) i 16V	108	194.A1.000			06/'05->	ITV16	5338	I38	1,1	ITV16	I38	
DOBLÒ (223)												
1.2 i SX (60)	47	223 A5.000			'00->	K16PR-U	3191	D77	0,9	IK16	I03	VK16
1.4 i	57				10/'05->	XU22EPR-U	3179	-	1,0	IXU22	I08	VXU22
1.6 i 16V	76	182.B6.000			10/'01->	K16PR-U	3191	D77	0,9	IK16	I03	VK16
DUCATO												
1.8 (280)	40-55	XM 7T - 170 B			'82-'93	W20EP-U	3043	D4	0,8	IW20	I06	VW20
2.0 (230) 10 / 14 Maxi	80	RFW			'94->	Q20PR-U	3007	D12	0,8	IK20	I04	VK20Y
DUNA (146)												
1.1 60 Weekend	43	146.A6			'87-'90	W20EPR-U	3047	D2	0,8	IW20	I06	VW20
1.3 70 Weekend	50	146.A5			'87-'90	W20EPR-U	3047	D2	0,8	IW20	I06	VW20
FIORINO												
0.9 900	33	903.			'77-'81	W20EPR-U	3047	D2	0,7	IW20	I06	VW20
1.0 1050	37	M.201.A			'80-'87	W20EPR-U	3047	D2	0,7	IW20	I06	VW20
1.1	40	146.A.9			'87-'93	W20EPR-U	3047	D2	0,7	IW20	I06	VW20
1.3	49	146.A.5			'87-'94	W20EPR-U	3047	D2	0,7	IW20	I06	VW20
1.4 i.e.	52	146.C.5 / 149.C5			'93->	W20EPR-U	3047	D2	0,7	IW20	I06	VW20
1.5 i.e.	55	149.C.1			'88-'93	W22EPR-U	3088	D19	0,7	IW22	I07	VW22
1.6 i.e.	59	146.C.6			'93->	W22EPR-U	3088	D19	0,7	IW22	I07	VW22
GRANDE PUNTO (199)												
1.2 i 8V	48				10/'05->	XU22EPR-U	3179	-	1,0	IXU22	I08	VXU22
1.4 i 8V	57				10/'05->	XU22EPR-U	3179	-	1,0	IXU22	I08	VXU22
1.4 I 16V	70				10/'05->	XU22EPR-U	3179	-	1,0	IXU22	I08	VXU22
IDEA												
1.2 i 16V	59	188.A5.000			01/'04->	XU24EPR-U	3312	-	0,9	IXU24	I09	VXU24
1.4 i	57	350.A1.000			09/'05->	XU22EPR-U	3179	-	1,0	IXU22	I08	VXU22
1.4 i 16V	70	843.A1.001			01/'04->	XU22EPR-U	3179	-	0,9	IXU22	I08	VXU22
LINEA												
1.4 i 8V	57	350.A1.000			06/'07->	XU22EPR-U	3179	-	1,0	IXU22	I08	VXU22
MAREA / .. WEEKEND (185)												
1.4 12V	59	182 A3/5.000			'96-'03	K20TNR	3304	-	0,9	IK20	I04	VK20Y
1.6 16V	76	182 A4/6.000			'96-'03	K20TNR	3304	-	0,9	IK20	I04	VK20Y
1.6 16V	76	182 A4.000			12/'98-'03	K16PR-U	3191	D77	0,9	IK16	I03	VK16
1.8 16V	83	182 A2.000			'96-'03	K20TNR	3304	-	0,9	IK20	I04	VK20Y
2.0 20V	108	182 A1.000		5 Cyl.	'96-'03	K20TNR	3304	-	0,9	IK20	I04	VK20Y
MULTIPLA (186)												
1.6 i 16V	70-76	182 A3/4/6.000 / 186 A4.000			'98-06/'99	K20TNR	3304	-	0,9	IK20	I04	VK20Y
1.6 i 16V	76	186 A4.000			07/'99->	K16PR-U	3191	D77	0,9	IK16	I03	VK16
PALIO (178)												
1.2 i 75	55	178.B5.000 MPI			'97->	K20PR-U	3145	D22	0,9	IK20	I04	VK20Y
1.4 i 16V	51	178 B2.000			07/'99->	K16PR-U	3191	D77	0,9	IK16	I03	VK16
1.5 i	56	OHC MPI			96-98	K22PR-U	3165	-	0,8	IK22	I10	VK22
1.6 i 16V 100	75	178.B3.000 (DOHC) MPI			'96-06/'97	K20TNR	3304	-	0,8	IK20	I04	VK20Y
PANDA												
0.7 (141) 30	22	141.A.		2 Cyl.	'80-'86	W20FPR-U	3070	D3	0,8	IWF20	I78	
0.8 (141) 750 Fire L / CL / CLX / S	25	156.A4.			'86-'93	Q20PR-U	3007	D12	0,8	IK20	I04	VK20Y
0.8 (141) 34 / Young	25	141.B.			->'85	W20EPR-U	3043	D4	0,8	IW20	I06	VW20
0.9 (141) i.e.	29	1170.A.1		Cat	04/'92-08/'95	W20EPR-U	3047	D2	0,9	IW20	I06	VW20
0.9 (176) i.e.	29	1170.A.1		Cat	09/'95-01/'97	K20TNR	3304	-	0,8	IK20	I04	VK20Y
0.9 (176) i.e.	29	1170.A.1		Cat	01/'97->	K16PR-U	3191	D77	0,9	IK16	I03	VK16
0.9 (141) 45 / 45 S	33	146.A.			->'85	W20EP-U	3043	D4	0,8	IW20	I06	VW20
1.0 (141) 48 4x4	35	A 112 B1.			'81-'85	W20EPR-U	3047	D2	0,8	IW20	I06	VW20
1.0 (141) 1000 Fire CL / S / Europe	33	156.A2.			'86-'93	Q20PR-U	3007	D12	0,8	IK20	I04	VK20Y



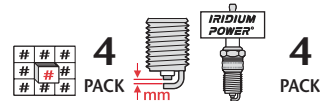
KW



FIAT continued												
1.0 (141)	4x4 Fire	37	156.A3.		'86-'93	Q20PR-U	3007	D12	0,7	IK20	104	VK20Y
1.0 (141)	4x4 Fire i.e.	33	156.A2.	Cat	'86-'91	Q20PR-U	3007	D12	0,9	IK20	104	VK20Y
1.0 (141)	L / CLX	33		Cat	'92->	Q20PR-U	3007	D12	0,9	IK20	104	VK20Y
1.1 (176)	Selecta / Trekking 4x4	37	156.C.	Cat	'92-12/'97	Q20PR-U	3007	D12	0,9	IK20	104	VK20Y
1.1 (176)	1100 / 4x4 / Country	40	176.B2.000	W/W Cat	02/'95-12/'97	Q20PR-U	3007	D12	0,7	IK20	104	VK20Y
1.1 (176)	1100 i.e. / 4x4 / country / Van	40	176.B2.000	Cat	01/'97->	K20TNR	3304	-	0,8	IK20	104	VK20Y
1.1 (169)	i	40	187.A1.000		09/'03->	K16PR-U	3191	D77	0,9	IK16	103	VK16
1.2 (169)	i	44	188.A4.000		09/'03->	K16PR-U	3191	D77	0,9	IK16	103	VK16
1.2 (169)	i 4x4	44	188.A4.000		10/'04->	K16PR-U	3191	D77	0,9	IK16	103	VK16
1.4 (169)	100 HP	74	169.A3.000		10/'06->	XU22EPR-U	3179	-	0,9	IXU22	108	VXU22
PENNY												
1.1		41	138.B.		'88-'93	W20EPR-U	3047	D2	0,8	IW20	106	VW20
1.3		48			'88-'93	W20EPR-U	3047	D2	0,8	IW20	106	VW20
PUNTO												
1.1 (176)	55 ED-6 Speed SPI	40	176.A6.		'93-'99	Q20PR-U	3007	D12	0,9	IK20	104	VK20Y
1.2 (176)	60 SPI / Cabrio S	43	176.A7.		'93-'99	Q20PR-U	3007	D12	0,9	IK20	104	VK20Y
1.2 (176)	75 MPI	54	176.A8.		'93-'99	Q20PR-U	3007	D12	0,9	IK20	104	VK20Y
1.2 (176)	SPI Selecta	44	176.B1.		'94-'99	Q20PR-U	3007	D12	0,9	IK20	104	VK20Y
1.2 (176)	i 16V Sporting / SX / 85	63	176.B9. (Fire)		04/'97-'99	XU24EPR-U	3312	-	0,9	IXU24	109	VXU24
1.2 (188)	i (60)	44	176.B4. (SOHC)		02/'98->	K16PR-U	3191	D77	0,9	IK16	103	VK16
1.2 (188)	i (60)	44	188.A4. (SOHC) Natural Power	Bi-Fuel	09/'03->	K16PR-U	3191	D77	0,9	IK16	103	VK16
1.2 (188)	i 16V (80)	59	188A.5 (DOHC)		09/'00-12/'02	XU24EPR-U	3312	-	0,9	IXU24	109	VXU24
1.2 (188)	i 16V (80)	59	188A.5 (DOHC)		01/'03->	XU22EPR-U	3179	-	0,9	IXU22	108	VXU22
1.2 (188)	i 16V (85)	63	176.B9. (DOHC)		02/'98->	XU24EPR-U	3312	-	0,9	IXU24	109	VXU24
1.4 (176)	GT Turbo	98	176.A4. MPI		'93-'99	K22PBR-S	5062	-	0,9	IK22	110	VK22
1.4 (188)	i 16V	70	843 A1.000		04/'03->	XU24EPR-U	3312	-	0,9	IXU24	109	VXU24
1.6 (176)	90 MPI / Cabrio ELX	65	176.A9.		'93-'99	Q22PR-U	3010	D23	0,9	IK22	110	VK22
1.6 (176)	Sporting	65	176.A9.		'95-'99	Q22PR-U	3010	D23	0,9	IK22	110	VK22
1.8 (188)	i 16V HGT (130)	96	183 A1.000 (DOHC 16V VFD)		02/'98-08/'03	K20TNR	3304	-	0,9	IK20	104	VK20Y
1.8 (188)	i 16V HGT (130)	96	183 A1.000 (DOHC 16V VFD)		09/'03->	K20PR-U	3145	D22	0,9	IK20	104	VK20Y
REGATA												
1.1	60	43-50	146.A4.		'83-'89	W20EPR-U	3047	D2	0,8	IW20	106	VW20
1.3	70 / C / S / ES / Weekend	48-50	149.A7. / 138.B2.		'83-'88	W20EPR-U	3047	D2	0,8	IW20	106	VW20
1.5	75 / 75 S	55	138.C3.048 / 138.C3..		'83-'89	W22EPR-U	3088	D19	0,7	IW22	107	VW22
1.5	85 / C / S	61	138.B3.		'83-'90	W22EPR-U	3088	D19	0,8	IW22	107	VW22
1.5	75 / i.e. / Weekend	55	138.C2.048	Cat	'86-'89	W20EPR-U	3047	D2	0,9	IW20	106	VW20
1.5	75 i.e	55	149.C1.	Cat	'88-'90	W22EPR-U	3088	D19	0,9	IW22	107	VW22
1.6	85 / 85 S	58-62	149.A. / 149.A5.		'83-'88	W20EPR-U	3047	D2	0,8	IW20	106	VW20
1.6	90 i.e. / S / Weekend	55-66	149.C2.	Cat	'86-'89	W20EPR-U	3047	D2	0,9	IW20	106	VW20
1.6	100S / Weekend	74	149.A2.		->'85	W20EP-U	3043	D4	0,8	IW20	106	VW20
1.6	100S / Weekend	74	149.A4.		'85-'86	W22EPR-U	3088	D19	0,8	IW22	107	VW22
1.6	100 i.e. / Weekend	74	149.C3.		'86-'89	W20EPR-U	3047	D2	0,8	IW20	106	VW20
RITMO / STRADA (138)												
1.1	60 / 60 ES	40-44	138.A./B./C1.. 146.A4		'78-'89	W20EPR-U	3047	D2	0,8	IW20	106	VW20
1.3	70	48-50	138.B2 - 149.A1- 149.C4..		'78-'87	W20EPR-U	3047	D2	0,8	IW20	106	VW20
1.5	75	55	138.B3. - 149.C1		'78-'87	W20EPR-U	3047	D2	0,8	IW20	106	VW20
1.5	Super 75 / 85	58	138.B3. - 149.A5		'81-'88	W22EPR-U	3088	D19	0,8	IW22	107	VW22
1.6	Abarth 105 TC	77	138.AR.0		'81-'89	W20EPR-U	3047	D2	0,8	IW20	106	VW20
1.6	90 i.e	66	149.C2.		->'88	W20EPR-U	3047	D2	0,7	IW20	106	VW20
1.6	100 i.e	74-77	149.A.4.048 /		->'88	W20EPR-U	3047	D2	0,8	IW20	106	VW20
2.0	Abarth 120 TC	88	138. AR		'80-07/'81	W20EPR-U	3047	D2	0,8	IW20	106	VW20
2.0	Abarth 125 TC	92	138.AR.1		'80-'88	W22EPR-U	3088	D19	0,8	IW22	107	VW22
2.0	Abarth 130 TC	96	138.AR.2		'82-'88	W22EPR-U	3088	D19	0,8	IW22	107	VW22
SCUDO												
1.6 (220)	i	58	159 A3.046		'96->	Q22PR-U	3010	D23	0,8	IK22	110	VK22
2.0	i 16V	100	RFN		06/'00->	K16HPR-U11	6076	D166	0,8	IKH16	143	VKH16
SEDICI												
1.6	i 16V	79	M16A		06/'06->	VK20	5604	V04	1,1	IK20	104	VK20
SEICENTO (187)												
0.9	i	29	1170 A1.046 (OHV)		03/'98->	W20EPR-U	3047	D2	0,8	IW20	106	VW20
1.1	i	40	176 B2.000 (Fire)		03/'98-09/'00	Q20PR-U	3007	D12	0,8	IK20	104	VK20Y
1.1	i	40	187 A1.000 (Fire) (Mpi)		10/'00->	K16PR-U	3191	D77	0,9	IK16	103	VK16
1.1	i	40	187 A1.000 (Fire) (Mpi)		10/'04->	XU22EPR-U	3179	-	1,0	IXU22	108	VXU22
SIENA												
1.4	i 16V	51	178 B2.000		07/'99->	K16PR-U	3191	D77	0,9	IK16	103	VK16
SPIDER												
2.0	Europe	77			'66-'85	W20EPR-U	3047	D2	0,8	IW20	106	VW20
2.0	Europe Volumex	100			'66-'85	W24EP-U	4028	-	0,8	IW24	116	
STILO (192)												
1.2	i 16V (80)	59	188.A5. (DOHC) / 176.B9. (DOHC)		08/'01->	XU24EPR-U	3312	-	0,9	IXU24	109	VXU24
1.4	i 16V	70	843.A1		01/'04->	XU22EPR-U	3179	-	0,9	IXU22	108	VXU22
1.6	i 16V (103)	76	182.B6. (DOHC) 178.B3.000 (DOHC)		08/'01->	K16PR-U	3191	D77	0,9	IK16	103	VK16



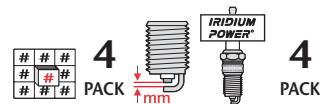
KW



FIAT continued												
1.8	i 16V (133)	98	192.A4.000 (DOHC) / 182 A2 (DOHC)		08/'01->	K20PR-U	3145	D22	0,9	IK20	104	VK20Y
2.4	i 20V (170)	125	192 A2.000 (DOHC)		08/'01->	K20TNR	3304	-	0,9	IK20	104	VK20Y
STRADA (178)												
1.2	i	54	178.B5.000 MPi		'99->	K20TNR	3304	-	0,9	IK20	104	VK20Y
TALENTO												
2.0		55	XN 1.T		'90->	W20EPR-U	3047	D2	0,8	IW20	106	VW20
TEMPRA (159)												
1.4		57	159.A2.		'90-'93	W20EPR-U	3047	D2	0,8	IW20	106	VW20
1.4	SPI / SX, i.e	51	160.A1.046	W/O Cat	'91-'96	W20EPR-U	3047	D2	0,9	IW20	106	VW20
1.6		57-63	159.A3.		'90-'91	W20EPR-U	3047	D2	0,8	IW20	106	VW20
1.6	i.e.	55	159.A3.048	Cat	'93-'97	Q22PR-U	3010	D23	0,9	IK22	110	VK22
1.6	i.e.	55	835.C1.	Cat	'93-'97	Q22PR-U	3010	D23	0,9	IK22	110	VK22
1.8	i.e.	81	159.A4.	W/O Cat	'90-'96	W22EPR-U	3088	D19	0,8	IW22	107	VW22
1.8	i.e.	76	835.C2.	Cat	'93-'96	W22EPR-U	3088	D19	0,9	IW22	107	VW22
2.0	i.e. / SLX / Selecta	83	159.A6.	Cat	'90-'96	W22EPR-U	3088	D19	0,9	IW22	107	VW22
TIPO (160)												
1.1		41	160.A3.		'88-'92	Q20PR-U	3007	D12	0,8	IK20	104	VK20Y
1.4		52-57	160.A1./048-159.A2		'88-'93	W20EPR-U	3047	D2	0,8	IW20	106	VW20
1.4	i.e.	51-55	160.A1.046	Cat	'88-'96	W20EPR-U	3047	D2	0,9	IW20	106	VW20
1.6	i.e.	66	149.C2	Cat	'88-'94	W22EPR-U	3088	D19	0,9	IW22	107	VW22
1.6		60-63	160.A2.		'88-'93	W22EPR-U	3088	D19	0,8	IW22	107	VW22
1.6	SX / SX Selecta	55-57	159.A3.	Cat	'92-'96	Q22PR-U	3010	D23	0,9	IK22	110	VK22
1.6	i.e.	55-60	835.C1	Cat	'93-'96	Q22PR-U	3010	D23	0,9	IK22	110	VK22
1.8	i.e. 16V	102	160.A5.		'89-'93	W20EPR-S	5067	D1	0,9	IW20	106	VW20
1.8	i.e. GT	76	139.A4.	Cat	'92-'96	W22EPR-U	3088	D19	0,9	IW22	107	VW22
1.8	i.e.	76	835.C2.	Cat	'93-'96	W22EPR-U	3088	D19	0,9	IW22	107	VW22
1.8	i.e.	81	159.A4.		06/'90-'93	W20EP-U	3043	D4	0,8	IW20	106	VW20
2.0	i.e.	80	159.A5		'90-'94	W22EPR-U	3088	D19	0,7	IW22	107	VW22
2.0	i.e. 16V	102-107	160.A8. - 836.A3	Cat	'91-'96	W22EPR-U	3088	D19	0,9	IW22	107	VW22
2.0	i.e. / i.e. Selecta	83	156.A6.	Cat	'93-'96	W22EPR-U	3088	D19	0,9	IW22	107	VW22
ULYSEE												
1.8 (220)	i	74	LFW / LFZ (XU 7 JP/Z)		'96-'02	K20TXR	5063	D20	0,9	IK20	104	VK20Y
2.0 (220)	i	89	RFU (PSA XU10 J2C/Z)		'94-'02	K20TXR	5063	D20	0,9	IK16	103	VK16
2.0 (220)	Ti Turbo	108	RGX (PSA XU10 J2TE/Z)		'94-'02	K20TXR	5063	D20	0,9	IK20	104	VK20Y
2.0 (220)	i 16V	90-97	M1, M8 (RFU, RFV) (XU 10.4JR)	(19.0mm thread)	05/'98-09/'00	K20TXR	5063	D20	0,9	IK20	104	VK20Y
2.0 (220)	i 16V	100	M10 (RFN) (EW10J4)	(26.5mm thread)	01/'00-08/'02	K16HPR-U11	6076	D166	0,9	IKH16	143	VKH16
2.0 (179)	i 16V	100	RFN - M1 (EW10J4)	(26.5mm thread)	08/'02->	K16HPR-U11	6076	D166	0,9	IKH16	143	VKH16
3.0 (179)	i V-6 24V	150	XFX (ES9J4S)	(26.5mm thread)	08/'02->	IKH16	5343	I43	1,1	IKH16	143	VKH16
UNO (146)												
0.9	45 / 45 S / 45 ES / Sting	33	146.A.		--'89	W20EPR-U	3047	D2	0,8	IW20	106	VW20
0.9	45	33	146.A.		'89-'93	W20EPR-U	3047	D2	0,8	IW20	106	VW20
1.0	45 Fire / S / SX	33	156.A2. / 146.C7		'85-'96	Q20PR-U	3007	D12	0,8	IK20	104	VK20Y
1.0	45 / 45 S / 45 SX	33	156.A2	Cat	'92-'96	Q20PR-U	3007	D12	0,9	IK20	104	VK20Y
1.1	55 / 55 S	41	138.B.		'83-'85	W20EPR-U	3047	D2	0,8	IW20	106	VW20
1.1	1.1 i.e. / 60 / 60 SX	37	156.C.	Cat	'85-'96	Q20PR-U	3007	D12	0,9	IK20	104	VK20Y
1.1	60 / S / SX	41	146.C3. / 160.A3		'89-'96	Q20PR-U	3007	D12	0,9	IK20	104	VK20Y
1.1	60 Selecta	43	146.A4. / A6		'86-'91	W20EPR-U	3047	D2	0,8	IW20	106	VW20
1.3	70 S / SL / SX	48	138.B2. / 149A7.000		'83-'89	W20EPR-U	3047	D2	0,9	IW20	106	VW20
1.3	Turbo i.e.	77	146.A2.		'85-'89	K22PBR-S	5062	-	0,8	IK22	110	VK22
1.3	Turbo i.e.	74	146.A2.146 / ...246	Cat	'85-'89	K22PBR-S	5062	-	0,9	IK22	110	VK22
1.4	70 Selecta	41	146.C1 / A1	Cat	'82-'96	W20EPR-U	3047	D2	0,9	IW20	106	VW20
1.4	Turbo i.e.	87	146.A8.		'89-'93	K22PBR-S	5062	-	0,9	IK22	110	VK22
1.4	70 SX / Selecta i.e	53	146.C1.		'89-'93	W20EPR-U	3047	D2	0,8	IW20	106	VW20
1.4	1.4 i.e.	51	160.A1.046	Cat	'89-'96	W20EPR-U	3047	D2	0,9	IW20	106	VW20
1.4	Turbo i.e. / Racing	82	146.A8.(046)	Cat	'93-'96	K22PBR-S	5062	-	0,9	IK22	110	VK22
1.5	i.e.	55	138.C2.048	Cat	'85-'89	W20EPR-U	3047	D2	0,9	IW20	106	VW20
1.5	75 i.e. / S / SX	55	149.C1 (MPi)	Cat	--'89	W22EPR-U	3088	D19	0,9	IW22	107	VW22
1.5	75 i.e. / S / SX	52	(SPi)	Cat	'89-'96	W22EPR-U	3088	D19	0,9	IW22	107	VW22
1.5	Selecta i.e.	55	149.C1.000	Cat	'93-'96	W22EPR-U	3088	D19	0,9	IW22	107	VW22
X 1 / 9												
1.5	All Models	58-63	138.A5		--'81	W22EP-U	3085	D27	0,8	IW22	107	VW22
1.5	All Models	58-63	138.A5		'81-'90	W22EPR-U	3088	D19	0,9	IW22	107	VW22
FORD												
CAPRI MK III												
1.6		51-65	OHC		'78-'87	MA20P-U	5012	D28	0,6			
2.0		72	OHC LC		'78-'87	MA20P-U	5012	D28	0,6			
2.0		72-74	NEE/NE3 OHC HC	(S)	'78-'87	MA20PR-U	5013	D81	0,8			
2.0	V-6		HC, LC		'76-'83	W22EPR-U	3088	D19	0,6	IW22	107	VW22
2.3	V-6	79-84	YYE / YYN		'78-'87	W24EPR-U	4136	-	0,6	IW24	116	
2.8	V-6 Turbo	138	PYN		'81-'87	W24ES-U	4030	-	0,6	IW24	116	
2.8	i V-6	118	PRN Fi	(S)	'81-'87	W22EPR-U	3088	D19	0,8	IW22	107	VW22



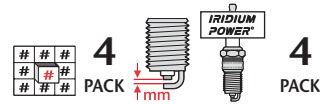
KW



FORD continued												
2.8	i V-6	118	RRN FLC		'81-'87	W24EPR-U	4136	-	0,6	IW24	I16	
3.0	V-6	104	HYF		'74-'81	W20EPR-U	3047	D2	0,6	IW20	I06	VW20
COUGAR												
2.0	i 16V	94	EDBA Zetec		'98->	PT16VR10	5093		1,0	ITV16	I38	
2.5	i V-6 24V	125	LCBA Duratec V-6		'98->	PT16EPR-L13	5070	P18	1,3	IT16	I25	VT16
COURIER												
1.3		44	OHV 2V Carb.		09/'91-09/'95	T20EPR-U	5032	D7	0,8	IT20	I26	VT20
1.3	i	44	JGB Cfi		05/'92-09/'95	T20EPR-U	5032	D7	0,8	IT20	I26	VT20
1.4	i 16V	66	FHA Zetec-SE		09/'95->	PT16VR10	5093		1,0	ITV16	I38	
ECOVAN												
1.4		48	UC OHC		'85->	W20EPR-U	3047	D2	0,8	IW20	I06	VW20
ESCORT												
1.1	(MkIII)	37-40	GSE/GSG OHV VV		'80-07/'90	T20EPR-U	5032	D7	0,8	IT20	I26	VT20
1.1	(MkIII)	40	GUF HCS 2V		'86-07/'90	T20EPR-U	5032	D7	1,0	IT20	I26	VT20
1.1	(MkIII)	40-43	GMA CVH LC		'80-'82	Q20PR-U	3007	D12	0,8	IK20	I04	VK20Y
1.1	(MkIII)	40-43	GPA CVH HC		'80-'82	Q22PR-U	3010	D23	0,8	IK22	I10	VK22
1.1	(MkIV+V)	40	GUF HCS 2V		'90-'91	T20EPR-U	5032	D7	1,0	IT20	I26	VT20
1.3	(MkI + II) .. / L / GL		J2 OHV HC		'68-'80	W22EP-U	3085	D27	0,6	IW22	I07	VW22
1.3	(MkIII)	51	JPA CVH		'80-'85	Q20PR-U	3007	D12	0,8	IK20	I04	VK20Y
1.3	(MkIII) Van	51	GPO CVH	(GB)	'80-'85	Q20PR-U	3007	D12	0,8	IK20	I04	VK20Y
1.3	(MkIII)	44-46	JLA/JBA/JBB OHV		'80-'85	T20EPR-U	5032	D7	0,8	IT20	I26	VT20
1.3	(MkIII)	44	JLB OHV HC	Cat	'86-'90	T20EPR-U	5032	D7	0,8	IT20	I26	VT20
1.3	(MkIII) .. / LX	43	JGA OHV 2V	(N, S, SF)	'84-'89	Q20PR-U	3007	D12	0,7	IK20	I04	VK20Y
1.3	(MkIV+V)	44-46	JBE/JBD HCS 2V		'90-'93	T20EPR-U	5032	D7	1,0	IT20	I26	VT20
1.3	(MkIV+V) i	44	J4B Endura-E SEFi	Cat 25.000 km	08/'90->	T16EPR-U	5022	-	0,9	IT16	I25	VT16
1.3	(MkIV+V) i	44	J4B Endura-E SEFi	Cat 100.000 km	08/'90->	PT16EPR-L13	5070	P18	1,0	IT16	I25	VT16
1.3	(MkIV+V) i	44	J6A HCS CFi	Cat	08/'90->	T20EPR-U	5032	D7	1,0	IT20	I26	VT20
1.4	(MkIII)	55	FUA CVH HC 2V		'85-07/'90	Q20PR-U	3007	D12	0,8	IK20	I04	VK20Y
1.4	(MkIII)	54	FUC CVH LC 2V		'86-07/'90	Q20PR-U11	3008	D11	1,0	IK20	I04	VK20
1.4	(MkIII) i	54	F6B/F6D CVH Cfi	Cat	'86-07/'90	Q20PR-U11	3008	D11	1,0	IK20	I04	VK20
1.4	(MkIV+V)	54	FUH CVH 2V		08/'90->	Q20PR-U	3007	D12	0,8	IK20	I04	VK20Y
1.4	(MkIV+V) i	52	F6D/F6F/F6G CVH CFI	Cat	08/'90-01/'95	Q20PR-U11	3008	D11	1,0	IK20	I04	VK20
1.4	(MkIV+V) i	54	F4B PTE SEFi	Cat	'94-'98	Q20PR-U11	3008	D11	1,0	IK20	I04	VK20
1.6	(MkI) Mexico	63	L3A OHV Kent		11/'70-'75	W22EP-U	3085	D27	0,6	IW22	I07	VW22
1.6	(MkI) Twin cam	78	DOHC Lotus		'68-'71	W22EP-U	3085	D27	0,6	IW22	I07	VW22
1.6	(MkI) RS 1600 (16V)	88	(BDA) DOHC		'70-'74	W22EP-U	3085	D27	0,6	IW22	I07	VW22
1.6	(MkIII) .. / LX	48	LGA CVH VV	(CH, S, N, SF)	'80-'90	Q20PR-U	3007	D12	0,8	IK20	I04	VK20Y
1.6	(MkIII)	58	LP1/LP2 CVH VV		08/'80-07/'90	Q22PR-U	3010	D23	0,8	IK22	I10	VK22
1.6	(MkIII) .. / Express 55	58	LPA CVH VV		'80-'90	Q22PR-U	3010	D23	0,8	IK22	I10	VK22
1.6	(MkIII)	65	LUG CVH Carb 2V	Cat	'89-'90	Q20PR-U11	3008	D11	1,0	IK20	I04	VK20
1.6	(MkIII) i	77	LRB/LRB Cat/LR2 CVH	(., S, CH)	'86-'90	Q22PR-U	3010	D23	0,7	IK22	I10	VK22
1.6	(MkIII) i	66	L4B CVH LC	Cat	'85-'90	Q20PR-U	3007	D12	0,8	IK20	I04	VK20Y
1.6	(MkIII) RS 1600 i	85	CVH K-Jetronic		'82-'86	K24PR-ZU	3282	-	0,8	IK24	I11	VK24PR-Z11
1.6	(MkIII) XR3	71	LUA CVH 2V		09/'80-02/'85	Q22PR-U	3010	D23	0,8	IK22	I10	VK22
1.6	(MkIII) .. / XR3 i	77	LRA/LRB/LR1 CVH K-Jetr.		'82-'89	Q22P-U	3255	-	0,8	IK22	I10	VK22
1.6	(MkIII) XR3 i	75-79	LJA/LJB CVH	W/W Cat	'89-'90	Q20PR-U11	3008	D11	1,0	IK20	I04	VK20
1.6	(MkIII) RS Turbo	97	LNA		11/'84-12/'85	K24PR-ZU	3282	-	0,8	IK24	I11	VK24PR-Z11
1.6	(MkIII) RS Turbo	97	LNB		'86-'90	K24PR-ZU	3282	-	0,9	IK24	I11	VK24PR-Z11
1.6	(MkIII) RS Turbo	100-130	LNA / LNB	Light tuning	'84-'90	IK27	5312	I12	0,7	IK27	I12	VK27PR-Z11
1.6	(MkIV+V)	65-66	LUJ/LUK CVH 2V	W/W Cat	07/'90-'98	Q20PR-U	3007	D12	0,8	IK20	I04	VK20Y
1.6	(MkIV+V) i	77-79	LJF/LJE CVH EFI	W/W Cat	07/'90-12/'92	Q20PR-U11	3008	D11	1,0	IK20	I04	VK20
1.6	(MkIV+V) i 16V	65-66	L1E/L1H/L1K Zetec SEFi	Cat	'92-'98	PT16VR10	5093		1,0	ITV16	I38	
1.8	(MkII) RS 1800 (16V)	84	(BDA) DOHC		'75-'80	W22EP-U	3085	D27	0,6	IW22	I07	VW22
1.8	(MkIV+V) i 16V	77	RDA Zetec SEFi	Cat	02/'92-'98	PT16VR10	5093		1,0	ITV16	I38	
1.8	(MkIV+V) .. / Si	85	RKC Zetec-E SEFi	Cat	02/'92-'98	PT16VR10	5093		1,0	ITV16	I38	
1.8	(MkIV+V) XR3i / Cabrio / 4x4 / ..	96	RQB Zetec SEFi	Cat	02/'92-'98	PT16VR10	5093		1,0	ITV16	I38	
2.0	(MkI) RS 2000	74	OHC (Pinto)		'73-'74	MA20P-U	5012	D28	0,6			
2.0	(MkII) RS 2000	80	NEE OHC (Pinto)		'73-'80	MA20P-U	5012	D28	0,6			
2.0	(MkIV+V) RS 2000 / ...4x4	110	N7A DOHC 16V Efi	Cat	05/'91-01/'95	K20PR-U11	3121	D14	1,0	IK20	I04	VK20
2.0	(MkIV+V) RS Cosworth	167	NSF (YBT) (Blue cam cover) Weber T35 Turbo		'92-'93	PK20PR-P8	3245	P27	0,8			VK20Y
2.0	(MkIV+V) RS Cosworth	167	NSE (YBP) (Silver cam cover) EEC-IV T25 Turbo		'93-'98	PK20PR-P11	3141	-	1,0			VK20
FIESTA												
1.0		29-33	OHV		'76-'89	T20EPR-U	5032	D7	0,8	IT20	I26	VT20
1.0		33	TLB HCS 1V		'89-'91	T20EPR-U	5032	D7	1,0	IT20	I26	VT20
1.1		35-40	GLC / GSF OHV		'76-'89	T20EPR-U	5032	D7	0,8	IT20	I26	VT20
1.1		40	GUD/GUE HCS 2V		'89-'97	T20EPR-U	5032	D7	1,0	IT20	I26	VT20
1.1		35-36	GUB/GSH HCS	Cat	'86-'89	T20EPR-U	5032	D7	0,8	IT20	I26	VT20
1.1	i	37	G6A HCS Cfi Reg.	Cat	'89-'97	T20EPR-U	5032	D7	1,0	IT20	I26	VT20
1.25	i 16V	55	DHA, DHB, DHC, DHD, DHE, DHF, DHG ZH12 Zetec E		01/'96-'02	PT16VR10	5093		1,0	ITV16	I38	
1.25	i 16V	51-55	M7JA / M7JB / FUJA / FUJB Duratec 16V SFI		11/'01->	T16VR-U10	5087	D131	1,0	ITV16	I38	
1.3		49	OHV		'77-'81	W24EP-U	4028	-	0,6	IW24	I16	
1.3		49	J3E OHV		'81-'83	Q22PR-U	3010	D23	0,8	IK22	I10	VK22



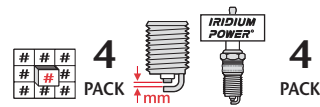
KW



FORD continued												
1.3	XR 2 / ..		OHC		'77-'83	Q22PR-U	3010	D23	0,8	IK22	110	VK22
1.3		51	JPC CVH		'83-01/'87	Q20PR-U	3007	D12	0,8	IK20	104	VK20Y
1.3	.. / i	44	JBC/(J6B CFI) HCS	W/W Cat	'89-'97	T20EPR-U	5032	D7	1,0	IT20	126	VT20
1.3	i	37-44	JJA, J4C BL13 Endura-E	30.000 km	08/'95-'02	T16EPR-U	5022	-	0,9	IT16	125	VT16
1.3	i	37-44	JJA, J4C BL13 Endura-E	100.000 km	08/'95-'02	PT16EPR-L13	5070	P18	1,0	IT16	125	VT16
1.3	i	44-51	A9JA / A9JB / BAJA Duratec 8V SFI		11/'01->	T16VR-U10	5086	D131	1,0	ITV16	138	
1.4		54	FUA/FUB(A) CVH HC		'83-'89	Q20PR-U	3007	D12	0,8	IK20	104	VK20Y
1.4	i	52	F6E CVH LC Reg.	Cat	'87-'96	Q20PR-U11	3008	D11	1,0	IK20	104	VK20
1.4	.. / i	52	F6A/F6C CVH	W/W Cat	10/'86-02/'89	Q20PR-U11	3008	D11	1,0	IK20	104	VK20
1.4		54-55	FUF/FUJ CVH 2V		'89-'97	Q20PR-U	3007	D12	0,8	IK20	104	VK20Y
1.4	i	52-55	F4A CVH CFI Reg.	Cat	'89-'97	Q20PR-U11	3008	D11	1,0	IK20	104	VK20
1.4	i 16V	66	FHA Zetec SE		01/'96-'02	PT16VR10	5093		1,0	ITV16	138	
1.4	i 16V	59	FXJA / FXJB Duratec 16V SFI		11/'01->	T16VR-U10	5086	D131	1,0	ITV16	138	
1.6	XR 2	62	L3(E) OHV 2V Kent		'77-'83	Q22PR-U	3010	D23	0,8	IK22	110	VK22
1.6	.. / XR 2		LUB / LUD CVH 2V	Carb	'83-01/'87	Q22PR-U	3010	D23	0,8	IK22	110	VK22
1.6		58	LP3 CVH VV		'83-'89	Q22PR-U	3010	D23	0,8	IK22	110	VK22
1.6	XR 2	70-71	LUB / LUD CVH	Cat	'84-'89	Q20PR-U	3007	D12	0,8	IK20	104	VK20Y
1.6			CVH 2V		02/'87-'89	Q20PR-U	3007	D12	0,8	IK20	104	VK20Y
1.6		66	LUH CVH 2V		'89-'97	Q20PR-U	3007	D12	0,7	IK20	104	VK20Y
1.6	XR2i	76-81	LJC/LJD CVH Efi Reg.	W/W Cat	'89-'97	Q20PR-U11	3008	D11	1,0	IK20	104	VK20
1.6	i Turbo	96	LHA CVH		'90-'96	K24PR-ZU	3282	-	1,0	IK24	111	VK24PR-Z11
1.6	i 16V / GT	66	L1E/L1G Zetec SEFI	Cat	'94-'97	PT16VR10	5093		1,0	ITV16	138	
1.6	i 16V	74	FYJA / FYJB Duratec 16V SFI		11/'01->	T16VR-U10	5086	D131	1,0	ITV16	138	
1.8	XR2i / RS 1800	96	RQC Zetec Efi	Cat	'92-'97	PT16VR10	5093		1,0	ITV16	138	
1.8	1.8i / Si / XR2i	77	RDA/RDB Zetec Efi	Cat	'92-'97	PT16VR10	5093		1,0	ITV16	138	
2.0	i 16V ST150	110	N4JB Duratec		03/'05->	PT16EPR-L13	5070	P18	1,0	IT16	125	VT16
FOCUS												
1.4	i 16V	55	FXD (Zetec-SE) (Sigma)		09/'98->	T16VR-U10	5086	D131	1,0	ITV16	138	
1.4	i 16V	59	ASDA / ASDB		11/'04->	T16VR-U10	5086	D131	1,0	ITV16	138	
1.6	i 16V	74	FYD (Zetec-SE) (Sigma)		09/'98->	T16VR-U10	5086	D131	1,0	ITV16	138	
1.6	i 16V	72	CDD.. Duratec		09/'98->	T16VR-U10	5086	D131	1,0	ITV16	138	
1.6	i 16V	74	HWDA / HWDB Duratec-16V SFI		07/'04->	T16VR-U10	5086	D131	1,0	ITV16	138	
1.6	i 16V Ti-VCT	85	HXDA Duratec-16V Ti-VCT		07/'04->	T16VR-U10	5086	D131	1,0	ITV16	138	
1.8	i 16V	85	EYD.. Zetec-E		09/'98->	PT16VR10	5093		1,0	ITV16	138	
1.8	i 16V	85	EYD -E/-G/-I/-J Zetec-E		09/'98->	PT16VR10	5093		1,0	ITV16	138	
2.0	i 16V	95	EDD.. Zetec-E		09/'98->	PT16VR10	5093		1,0	ITV16	138	
2.0	i 16V ST170	127	ALDA Duratec-ST		01/'02->	ITV24	5341	I41	1,1	ITV24	141	
2.0	i 16V RS (Turbo)	158	HMDA Duratec-RS (Turbo)		09/'02->	ITV20	5339	I39	1,1	ITV20	139	
2.0	i 16V	107	AODA / AODB Duratec-HE SFI		07/'04->	VT20	5638	V38	1,0	IT20	126	VT20
FOCUS C-MAX												
1.6	i 16V	74	HWDA / HWDB Duratec-16V SFI		06/'03->	T16VR-U10	5086	D131	1,0	ITV16	138	
1.6	i 16V Ti-VCT	85	HXDA Duratec-16V Ti-VCT		06/'03->	T16VR-U10	5086	D131	1,0	ITV16	138	
1.8	i 16V	88	CSDA / CSDB Duratec-HE SFI		06/'03->	VT20	5638	V38	1,0	IT20	126	VT20
1.8	i 16V	82	QQDA / QQDB Duratec-HE SFI		06/'03->	VT20	5638	V38	1,0	IT20	126	VT20
2.0	i 16V	107	AODA / AODB Duratec-HE SFI		06/'03->	VT20	5638	V38	1,0	IT20	126	VT20
FUSION												
1.3	i 16V	55	FUJA / FUJB Duratec 16V SFI		06/'02->	T16VR-U10	5086	D131	1,0	ITV16	138	
1.4	i 16V	59	FXJA / FXJB Duratec 16V SFI		06/'02->	T16VR-U10	5086	D131	1,0	ITV16	138	
1.6	i 16V	74	FYJA / FYJB Duratec 16V SFI		06/'02->	T16VR-U10	5086	D131	1,0	ITV16	138	
GALAXY												
2.0	i	85	NSE, ZVSA (DOHC SEFI)		02/'95->	K20PR-ZU11	3163	-	0,9	IK20	104	VK20
2.0	i 16V	107	AOWA		05/'06->	VT20	5638	V38	1,0	IT20	126	VT20
2.3	i 16V	108	Y5B, E5SA, E5SB (DOHC16V SEFI)		02/'95->	K20PR-ZU11	3163	-	1,0	IK20	104	VK20
2.8	i V-6	128	AAA, AMY (CD-V6 SEFI)	Platinum	02/'97-03/'00	PK16PR-P11	3174	-	1,1			VK16
2.8	i V-6	150	AYL (CD-V6 24V SEFI)		04/'00->	PK16CR-L11	3246	-	1,0	IK16	103	VK16
GRANADA MK II												
2.0		74-77	NEP/NEK OHC		'77-'85	MA20P-U	5012	D28	0,8			
2.0			OHC HC, LC	(CH, S)	'77-'85	MA20PR-U	5013	D81	0,8			
2.0		72	NE2/NEC OHC		'81-'85	MA20PR-U	5013	D81	0,8			
2.0	V-6	64-66	NYP/ .. Carb.		'77-'85	W22EPR-U	3088	D19	0,6	IW22	107	VW22
2.3	V-6	79-84	Carb.		'77-'85	W22EPR-U	3088	D19	0,6	IW22	107	VW22
2.8	V-6	99-108	PYA/PYU Carb.		'77-'85	W22EPR-U	3088	D19	0,6	IW22	107	VW22
2.8	i V-6	110-118	PRC/PRD Efi		'77-'85	W22EPR-U	3088	D19	0,6	IW22	107	VW22
KA												
1.3	i	36-37	JJ B/D/E/G/H/L Endura-E SEFI		09/'96->	T16EPR-U	5022	-	0,9	IT16	125	VT16
1.3	i	44	J4 D/K/M/N/P/S Endura-E SEFI		09/'96->	T16EPR-U	5022	-	0,9	IT16	125	VT16
1.3	i 8V	44	BAA Duratec 8V SFI		08/'02->	T16VR-U10	5086	D131	1,0	ITV16	138	
1.3	i 8V	51	A9A / A9B Duratec 8V SFI		08/'02->	T16VR-U10	5086	D131	1,0	ITV16	138	
1.6	i 8V SportKa	70	CDB / CDC Duratec 8V SFI		05/'03->	T16VR-U10	5086	D131	1,0	ITV16	138	
1.6	i 8V StreetKa	70	CDRA / CDRB Duratec 8V SFI		01/'03->	T16VR-U10	5086	D131	1,0	ITV16	138	
MAVERICK												
2.0	i 16V	96	4-Cyl. Zetec		02/'01->	PT16VR10	5093		1,0	ITV16	138	



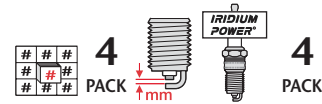
KW



FORD continued										
2.4 i	91	KA 24 E (12V)		'93-'01	K16GPR-U11	3135	-	1,1		
3.0 i V-6 24V	149	V-6 Duratec		02/'01->	PT16EPR-L13	5070	P18	1,1	IT16	I25 VT16
MONDEO										
1.6 (G.P) i 16V	66-70	L1F / L1J Zetec		02/'93-08/'96	PT16VR10	5093		1,0	ITV16	I38
1.6 (B.P) i 16V	70	Zetec		09/'96-11/'00	PT16VR10	5093		1,0	ITV16	I38
1.8 (G.P) i 16V	82-85	RKA / RKB Zetec		02/'93-08/'96	PT16VR10	5093		1,0	ITV16	I38
1.8 (B.P) i 16V	85	Zetec		09/'96-11/'00	PT16VR10	5093		1,0	ITV16	I38
1.8 (B.Y) i 16V	83-92	CGB.. / CHB.. Duratec HE		11/'00->	ZT20EPR11	5087	-	1,1	IT20	I26 VT20
2.0 (G.P) i 16V	100	NGA Zetec		02/'93-08/'96	PT16VR10	5093		1,0	ITV16	I38
2.0 (B.P) i 16V	100	Zetec		09/'96-11/'00	PT16VR10	5093		1,0	ITV16	I38
2.0 (B.Y) i 16V	100	CJB.. Duratec HE		11/'00->	ZT20EPR11	5087	-	1,1	IT20	I26 VT20
2.0 (B.B) i 16V	107	AOWA		03/'07->	VT20	5638	V38	1,3	IT20	I26 VT20
2.3 (B.B.) i 16V	118			03/'07->	ITV16	5338	I38	1,1	ITV16	I38
2.5 (G.P) i V-6 24V	125	SEA Duratec		07/'94-08/'96	PT16EPR-L13	5070	P18	1,1	IT16	I25 VT16
2.5 (B.P) i V-6 24V	125	Duratec		09/'96-11/'00	PT16EPR-L13	5070	P18	1,1	IT16	I25 VT16
2.5 (B.P) i V-6 24V ST 200	151	SGA Duratec		05/'99-11/'00	PT16EPR-L13	5070	P18	1,1	IT16	I25 VT16
2.5 (B.Y) i V-6 24V	125	SEA Duratec		11/'00->	PT16EPR-L13	5070	P18	1,1	IT16	I25 VT16
2.5 (B.Y) i V-6 24V ST 200	163	SGA Duratec VE		11/'00	PT16EPR-L13	5070	P18	1,1	IT16	I25 VT16
3.0 (B.Y) i V-6 24V ST 220	166	Duratec ST		04/'02->	ZT20EPR11	5087	-	1,1	IT20	I26 VT20
ORION										
1.3	51	JPA CVH VV		'83-03/'86	Q20PR-U	3007	D12	0,8	IK20	I04 VK20Y
1.3	44	JLA/JLB/JBA/JBB OHV VV	W/W Cat	'86-'90	T20EPR-U	5032	D7	0,8	IT20	I26 VT20
1.3	44	HCS 2V		01/'86-07/'90	T20EPR-U	5032	D7	0,9	IT20	I26 VT20
1.3 .../i	44	JBE/J6A HCS 2V / Cfi	Cat	07/'90-07/'93	T20EPR-U	5032	D7	0,9	IT20	I26 VT20
1.4	55	FUA CVH HC 2V		01/'86-07/'90	Q20PR-U	3007	D12	0,8	IK20	I04 VK20Y
1.4	54	FUC CVH LC 2V		11/'86-07/'90	Q20PR-U11	3008	D11	1,1	IK20	I04 VK20
1.4 i	54	F6B/F6D CVH Cfi	Cat	'86-'90	Q20PR-U11	3008	D11	1,1	IK20	I04 VK20
1.4	54	FUH CVH 2V		07/'90->	Q20PR-U	3007	D12	0,8	IK20	I04 VK20Y
1.4 i	52	F6F/F6G CVH Cfi	Cat	07/'90->	Q20PR-U11	3008	D11	1,1	IK20	I04 VK20
1.6	58	CVH VV	(CH, S)	'83-'85	Q20PR-U	3007	D12	0,8	IK20	I04 VK20Y
1.6	58	LPA/.. CVH VV		'83-'85	Q22PR-U	3010	D23	0,8	IK22	I10 VK22
1.6 i	77	CVH HC K-jetronic		'83-'90	Q22PR-U	3010	D23	0,8	IK22	I10 VK22
1.6 i	66	L4B/ CVH LC Reg. KE-	Cat	'83-'90	Q20PR-U	3007	D12	0,8	IK20	I04 VK20Y
1.6	65-66	LUG/LUC/LUJ CVH 2V	Cat	'86-'94	Q20PR-U	3007	D12	0,8	IK20	I04 VK20Y
1.6 i		CVH HC EFI Reg	Cat	'86-'94	Q20PR-U11	3008	D11	1,1	IK20	I04 VK20
1.6 i	77-79	CVH EFI Reg.	Cat	'90-'94	Q20PR-U11	3008	D11	1,1	IK20	I04 VK20
1.6 i 16V	66	L1E Zetec	Cat	'92-'94	PT16VR10	5093		1,0	ITV16	I38
1.8 i 16V	77-96	RDA/RQB Zetec	Cat	'92-'94	PT16VR10	5093		1,0	ITV16	I38
P 100										
1.6	54	LCR OHC		'82-'87	MA20P-U	5012	D28	0,6		
2.0	57	NAE OHC VV LC		'88->	MA20P-U	5012	D28	0,6		
PROBE										
2.0 16V	85	FS		10/'93->	Q20PR-U11	3008	D11	1,1	IK20	I04 VK20
2.2 i GT Turbo	108	<L> 4L LC Turbo		'90-'93	KJ20CR11	3133	-	1,0	IK20	I04 VK20
2.5 V-6 24V	120	KL (Mazda)		'93->	KJ16CR11	3131	-	1,1	IK16	I03 VK16
PUMA										
1.4 i 16V	66	FHD / FHF Zetec-SE SEFI		06/'97-12/'01	T16VR-U10	5086	D131	1,0	ITV16	I38
1.6 i 16V	76	L1W Zetec-SE SFI		06/'97-12/'01	T16VR-U10	5086	D131	1,0	ITV16	I38
1.7 i 16V	92	MHA / MHB Zetec-S VCT SFI		06/'97-12/'01	PT16VR10	5093		1,0	ITV16	I38
SCORPIO / GRANADA										
1.8 (G.E)	66	REC OHC 2V		'85-'92	MA20PR-U	5013	D81	0,8		
2.0 (G.E)	77	NEL OHC HC Carb.		04/'85-08/'89	MA20PR-U	5013	D81	0,8		
2.0 (G.E) i	85	NRA / NRI OHC EFI		10/'85-12/'90	MA20PR-U	5013	D81	0,8		
2.0 (G.E) .../i	74	NER Carb / NRC EFI	(OHC, Cat)	'85-'90	MA20PR-U	5013	D81	0,8		
2.0 (G.E)	80	N8B DOHC 2V	Carb	'89-'93	Q20PR-U	3007	D12	0,8	IK20	I04 VK20Y
2.0 (G.E) i	88-92	N9B/N9D/N9F DOHC EFI	Cat	05/'89-12/'94	Q20PR-U	3007	D12	0,8	IK20	I04 VK20Y
2.0 (G.E) i 16V	100	Zetec EFI (EG C4)		'95->	PT16VR10	5093		1,0	ITV16	I38
2.0 (G.R) i	85	NSD DL20 DOHC		10/'94-'99	PK20PR11	3168	P28	1,0		VK20
2.0 (G.R) i 16V	100	N3A DH20 DOHC		10/'94-'99	PK20PR11	3168	P28	1,0		VK20
2.3 (G.R) i 16V	108	Y5A DOHC SEFI DOHC		09/'96-'99	K20PR-ZU11	3163	-	1,0	IK20	I04 VK20
2.4 (G.E) i V-6	96	ARC EFI		09/'86-09/'88	Q20PR-U	3007	D12	0,8	IK20	I04 VK20Y
2.4 (G.E) i V-6	92	ARD EFI Reg.	Cat	10/'88-09/'94	T20EPR-U	5032	D7	1,0	IT16	I25 VT16
2.8 (G.E) i V-6 .../ 4x4	107-110	PRE / PR3 / PR4 EFI	(.. S, CH)	04/'85-11/'86	W22EPR-U	3088	D19	0,8	IW22	I07 VW22
2.9 (G.E) i V-6 .../ 4x4	110	BRC EFI		09/'86-09/'94	Q20PR-U	3007	D12	0,8	IK20	I04 VK20Y
2.9 (G.E) i V-6 .../ 4x4	104-107	BRE/BRF EFI Reg.	W/W Cat	09/'86-12/'94	T16EPR-U	5022	-	1,0	IT16	I25 VT16
2.9 (G.E) i V-6 .../ 4x4	107	BRD EFI Reg.	Cat	09/'86-12/'94	T16EPR-U	5022	-	1,0	IT16	I25 VT16
2.9 (G.E) i V-6 .../ 4x4	104	BRV EFI Reg.	(CH, S) Cat	09/'86-12/'94	T16EPR-U	5022	-	1,0	IT16	I25 VT16
2.9 (G.E) i V-6 24V Cosworth	143	BOA EFI	Cat	04/'91-09/'94	PK20PR11	3168	P28	1,1		VK20
2.9 (G.R) i V-6	110	BRG		02/'95-'99	Q20PR-U11	3008	D11	1,1	IK20	I04 VK20
2.9 (G.R) i V-6 24V	152	BOB CP29		10/'94-'99	PK20PR11	3168	P28	1,1		VK20
SIERRA / SAPPHIRE										
1.3	44	JCT OHC VV		'82-'87	MA20PR-U	5013	D81	0,8		



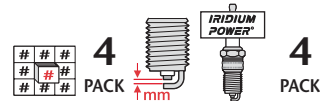
KW



FORD continued										
1.6	55	LCS/LCT OHC W Carb.		'82-'87	MA20PR-U	5013	D81	0,6		
1.6	53	LSF OHC 2V Carb.	Cat	'84-'93	MA20PR-U	5013	D81	0,8		
1.6 .. / E	51-55	LSE OHC 2V	W/W Cat	'84-'90	MA20PR-U	5013	D81	0,8		
1.6 i	59	L6B CVH Cfi (US83)	Cat	'87-'93	Q20PR-U11	3008	D11	1,0	IK20	104 VK20
1.8	59-66	REB/..C/..D/..F OHC	W/W Cat	'83-05/'88	MA20PR-U	5013	D81	0,8		
1.8	64-66	R2A/R2C CVH 2V	W/W Cat	'88-02/'93	Q20PR-U11	3008	D11	1,0	IK20	104 VK20
1.8 i	63	R6A CVH Cfi	Cat	'92-'93	Q20PR-U11	3008	D11	1,0	IK20	104 VK20
2.0	74	NE/NE1/NE5/.. OHC 2V	(CH, S)	'82-'89	MA16PR-U	5008	-	0,8		
2.0	74-77	NET/NES/NEJ/.. OHC 2V	W/W Cat	'82-'89	MA20PR-U	5013	D81	0,8		
2.0 V-6	66	NYT/.. V-6 OHV 2V		'82-'85	W22EPR-U	3088	D19	0,6	IW22	107 VW22
2.0	77-80	N8A/N8C/.. DOHC 2V	W/W Cat	'89-'93	Q20PR-U	3007	D12	0,8	IK20	104 VK20Y
2.0 i	81-85	NRB/NR2/N4A/.. OHC EFI		'85-'93	MA20PR-U	5013	D81	0,8		
2.0 i	74-85	NRA/N4I/.. OHC EFI	W/W Cat	'85-'93	MA20PR-U	5013	D81	0,8		
2.0 i	74	N4B OHC EFI	Cat	'85-'93	MA20PR-U	5013	D81	0,8		
2.0 i	92	N9A/.. DOHC EFI (US83)		'86-'93	Q20PR-U	3007	D12	0,8	IK20	104 VK20Y
2.0 i	85-88	N9C/N9E/.. DOHC EFI Reg.	Cat	'89-'93	Q20PR-U	3007	D12	0,8	IK20	104 VK20Y
2.0 i 4x4 / i XR4x4	85-92	N9A/N9C/N9E DOHC EFI	W/W Cat	'89-'93	Q20PR-U	3007	D12	0,8	IK20	104 VK20Y
2.0 RS Cosworth	150	N5A (YBB) (T03)		10/'85-'89	K24PR-ZU	3282	-	0,8	IK24	111 VK24PR-Z11
2.0 RS 500 Cosworth	162	YBD (T31/T04)	(YBD0015->00537)	05/'87-'88	K27PR-ZU	3336	-	0,8	IK27	112 VK27PR-Z11
2.0 (RS) Cosworth	150	NSB (YBB) (T03B)		01/'88-'90	K22PR-ZU	3290	-	0,9	IK22	110 VK22
2.0 (RS) Cosworth 4x4	158-162	N5C (YBG) (Green cam cover)	US83 Cat	'89-'93	PK20PR-P11	3141	-	1,1		VK20
2.0 (RS) Cosworth 4x4	158-162	N5D (YBJ) (Red cam cover)	Euro1504 Cat	'89-'93	PK20PR-P11	3141	-	1,1		VK20
2.3 V-6	84	YYT Carb.		'82-'87	W22EPR-U	3088	D19	0,6	IW22	107 VW22
2.8 i V-6	105	PR6/PR8 V-6 EFI		'82-'93	W22EPR-U	3088	D19	0,8	IW22	107 VW22
2.8 i V-6	107	PR5/PR7 V-6 EFI		'82-'93	W22EPR-U	3088	D19	0,8	IW22	107 VW22
2.8 XR4i / 4x4	105-110	V-6		'85-'87	W22EPR-U	3088	D19	0,7	IW22	107 VW22
2.8 XR4i / 4x4	110	PRG V-6 Fi (K-Jetronic)		'87-'89	W22EPR-U	3088	D19	0,8	IW22	107 VW22
2.9 i V-6 ../ XR4x4	110	B4A/BRC V-6 EFI		08/'88-02/'92	Q20PR-U	3007	D12	0,8	IK20	104 VK20Y
2.9 i V-6 ../ XR4x4	107	B4B/B4C/BRD V-6 EFI	Cat	08/'88-02/'93	T16EPR-U	5022	-	1,0	IT16	125 VT16
S-MAX										
2.0 16V	107	AOWA		05/'06->	VT20	5638	V38	1,0	IT20	126 VT20
TRANSIT										
1.6	46	LAT OHC VV		'86-'91	MA20PR-U	5013	D81	0,8		
1.9 V-6		EFI		'86-'01	Q20PR-U	3007	D12	0,8	IK20	104 VK20Y
2.0	55-57	NAT OHC VV		'86-'91	MA20PR-U	5013	D81	0,8		
2.0 i	57	N6T OHC Cfi		'88-09/'91	MA20PR-U	5013	D81	1,0		
2.0	66	NBA		09/'91-07/'94	MA20PR-U	5013	D81	0,8		
2.0 i	72	NCA OHC EFI		09/'91-07/'94	MA20PR-U	5013	D81	0,8		
2.0 i	84	NSF / NSG		07/'94->	K20PR-ZU11	3163	-	1,0	IK20	104 VK20
2.3 i 16V	107	E5FA, E5FC		01/'00->	PK20PR11	3168	P28	1,1		VK20
2.9 V-6	107	BRT		09/'91-10/'94	Q20PR-U11	3008	D11	1,0	IK20	104 VK20
3.0 V-6	78	LC ESX 1V	(GB)	'83-'96	W22EPR-U	3088	D19	0,6	IW22	107 VW22
TRANSIT CONNECT										
1.8 i 16V	86	Zetec		09/'02->	PT16VR10	5093		1,0	ITV16	138
VAN										
1.1 35 / 55	40	GMA CVH VV LC		'80-'82	Q20PR-U	3007	D12	0,8	IK20	104 VK20Y
1.1 35 / 55	37-40	GLB / GSE		'80-'86	T20EP-U	5031	D5	0,8	IT20	126 VT20
1.3 35 / 55	51	JPA		'81-'85	Q20PR-U	3007	D12	0,8	IK20	104 VK20Y
FORD (U.S.A.)										
ASPIRE										
1.3 1300		L4 < H >		'96->	W16EXR-U11	3032	D86	1,1	IW16	105 VW16
AEROSTAR										
2.3 i	71	L4 < A > (MPI)		'85-'87	T16NR-U11	5047	-	0,8	IT16	125 VT16
3.0 i	108	V-6 < U > (MPI)		'89-'93	T20EPR-U	5032	D7	1,0	IT20	126 VT20
3.0 i	108	V-6 < U > (MPI)		'93->	PT16EPR-L13	5070	P18	1,1	IT16	125 VT16
4.0 i	115	V-6 < X > (MPI)		'89-'91	T16EPR-U15	5023	-	1,4	IT16	125 VT16
4.0 i	115	V-6 < X > (MPI)		'92->	PT16EPR-L13	5070	P18	1,3	IT16	125 VT16
BRONCO										
2.9 i 4x4	105-107	V-6 < T > (MPI)		'86-'91	T16EPR-U	5022	-	1,1	IT16	125 VT16
4.9 i	138	L6 < Y > (Carb 1V)		'84-'86	MA16PR-U11	5009	-	1,1		
4.9 i	108	L6 < Y > (MPI)		09/'86->	MA16PR-U11	5009	-	1,1		
5.0 i		V-8 < N > (MPI)		'96->	T16PR-U11	5026	-	1,0	ITF16	130
5.8	157	V-8 Carb 4V < H >		'85-'88	T16PR-U	5025	-	1,0	ITF16	130
5.8 i	157	V-8 < H > EFI		'88-'96	T16PR-U11	5026	-	1,0	ITF16	130
7.5 i		V-8 < G > EFI		'89-'96	T16PR-U11	5026	-	1,0	ITF16	130
CROWN										
4.9	112	V-8 < F,M > EFI (302CID)		'85-'91	T16NR-U11	5047	-	1,3	IT16	125 VT16
ESCORT										
1.9		L4 < 9 > 2V Carb.		'85-'86	T20NR-U11	5048	-	1,1	IT20	126 VT20
1.9 i	82	L4 < J > (EFI)		'89->	T20EPR-U	5032	D7	1,1	IT20	126 VT20



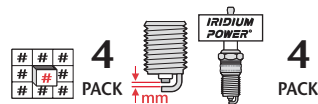
KW



FORD (U.S.A.) continued										
ECOLINER										
4.9	i		L6 < Y > (Fi)	'84-'89	MA16PR-U11	5009	-	1,1		
5.0	i V-8		V-8 < N > (Efi)	'86-'91	T16PR-U11	5026	-	1,1	ITF16	I30
EXPLORER										
3.0	i	108	V-6 < U > (MPI)	'93->	PT16EPR-L13	5070	P18	1,3	IT16	I25 VT16
4.0	i V-6	118-121	V-6 < X > (MPI)	'90->	PT16EPR-L13	5070	P18	1,3	IT16	I25 VT16
4.0	i V-6	115-150	V-6 OHV (MPI)	03/'95->	PT16EPR-L13	5070	P18	1,3	IT16	I25 VT16
F										
4.2	i V-6		V-6 < 2 > (SPi)	'97->	PT16EPR-L13	5070	P18	1,4	IT16	I25 VT16
5.4	i V-8	175	V-8 < L > (MPI)	'97->	PT16EPR-L13	5070	P18	1,3	IT16	I25 VT16
6.8	i V-10	205	V-10 < 99S > (Efi)	'99->	PT16EPR-L13	5070	P18	1,3	IT16	I25 VT16
7.5	i V-8		V-8 < G > (Efi)	'96->	T16PR-U11	5026	-	1,0	ITF16	I30
FESTIVA										
1.3	1300	40-44	L4 (B 3) (Carb. + Cat)	'87-'93	W16EXR-U11	3032	D86	1,1	IW16	I05 VW16
MUSTANG										
3.8	i V-8	191		'99->	PT16EPR-L13	5070	P18	1,3	IT16	I25 VT16
4.6	i V-8 GT	168	V-8 < X > (281) MPI (OHC)	'96->	PT16EPR-L13	5070	P18	1,3	IT16	I25 VT16
4.6	i V-8 24V COBRA	225	V-8 < V > (281) MPI (DOHC)	'96->	PT16EPR-L13	5070	P18	1,3	IT16	I25 VT16
5.0	i V-8	165	V-8 < E > (MPI)	'86-'93	T16PR-U15	5027	-	1,3	ITF16	I30
5.0	i V-8 HO		V-8 < T > (MPI)	'91-'95	T16PR-U15	5027	-	1,4	ITF16	I30
5.0	i V-8 .. / SHP		V-8 < D > (MPI)	'93-'95	T16EPR-U15	5023	-	1,4	IT16	I25 VT16
PROBE										
2.5	i V-6 24V	121	V-6 24V (KL) (DOHC)	'93-'97	KJ20CR11	3133	-	1,1	IK20	I04 VK20
TAURUS										
2.5	i	78	L4 < D,N > (CFi)	'85-'92	T16EPR-U	5022	-	1,1	IT16	I25 VT16
3.0	i SHO	164	V-6	'88-'95	T16EPR-U	5022	-	1,0	IT16	I25 VT16
3.0	i	108	V-6	'89-'95	T16EPR-U	5022	-	1,0	IT16	I25 VT16
3.0	i V-6 12V .. / LX		V-6 < U > (MPI, OHV)	'95->	PT16EPR-L13	5070	P18	1,3	IT16	I25 VT16
3.0	i V-6 24V .. / LX		V-6 < S > (MPI, DOHC)	'96->	PT16EPR-L13	5070	P18	1,3	IT16	I25 VT16
3.2	i SHO	164	V-6 < Y >	'89-'96	PK16R11	3134	P8	1,1	SK16R11	S1 VK16
3.8	i	103	V-6 < 4 >	'89-'95	T16NR-U11	5047	-	1,2	IT16	I25 VT16
THUNDERBIRD										
3.8	.. / i	103	V-6 < 4 > (232CID) (Sfi)	'89-'95	T16NR-U11	5047	-	1,2	IT16	I25 VT16
4.2	i	86	V-8 < D > Carb 2V	'80-'82	T14PR-U15	5021	-	1,3	ITF16	I30
4.6	i V-8		V-8 < W > (MPI)	'96->	PT16EPR-L13	5070	P18	1,3	IT16	I25 VT16
5.0	i V-8		V-8 < T > (MPI)	'91-'94	T16PR-U15	5027	-	1,4	ITF16	I30
WINDSTAR										
3.0		109	V-6 < U >	03/'95->	PT16EPR-L13	5070	P18	1,1	IT16	I25 VT16
3.8	i	115	V-6 < 4 > (Efi)	'94->	PT16EPR-L13	5070	P18	1,3	IT16	I25 VT16
FREIGHT ROVER										
SHERPA										
1.7		45	OHC	'78-'86	T20EPR-U	5032	D7	0,8	IT20	I26 VT20
1.7		45	Pro.Ign.	'86-'89	W20EPR-U	3047	D2	0,8	IW20	I06 VW20
2.0		51	OHC	'78-'86	T20EPR-U	5032	D7	0,8	IT20	I26 VT20
2.0		51	Pro.Ign.	'86-'89	W22EPR-U	3088	D19	0,8	IW22	I07 VW22
3.5	V-8	105	Rover	'86-'89	W16EPR-U	3021	D6	0,8	IW16	I05 VW16
HONDA										
ACCORD										
1.6	1600		EF 1 (CVCC)	'76-'78	W20EKR-S11	3041	-	1,1		
1.6	1600	59	EG	->01/'79	W20ES-U	3051	-	0,8	IW20	I06 VW20
1.6	1600	59	EL	'79-01/'84	W16EXR-U	3031	D9	0,8	IW16	I05 VW16
1.8	1800	72		'83	W16EXR-U	3031	D9	0,8	IW16	I05 VW16
1.6 (1)	1600		EF 1 (CVCC)	'76-'78	W20EKR-S11	3041	-	1,1	IW20	I06 VW20
1.6 (1)	1600	59	EG	->01/'79	W20ES-U	3051	-	0,8	IW20	I06 VW20
1.6 (1 - S)	1600	59	EL	'79-01/'84	W16EXR-U	3031	D9	0,8	IW20	I06 VW20
1.6 (2 - AC)	1600 12V	65	EZ 1 (SOHC)	01/'84-10/'85	W20EXR-U11	3067	D10	1,1	IW20	I06 VW20
1.6 (3 - CA4, 5)	1600 .. / L	65	A 16 A1	'84-09/'89	W20EXR-U11	3067	D10	1,1	IQ20	I02 VQ20
1.6 (7 - CG)	i 16V	85	D 16 B6 (SOHC)	09/'98->	KJ16CR-L11	3132	D35	1,1	IK20	I04 VK20
1.8 (1 - SY)	1800	72		'83	W16EXR-U	3031	D9	0,8	IW20	I06 VW20
1.8 (2 - AD)	1600 12V	72	ET (SOHC)	01/'84-10/'85	W20EXR-U11	3067	D10	1,1	IK20	I04 VK20
1.8 (4 - CB3)		77	F 18 A2	'89-'92	KJ20CR-L11	3169	D106	1,1	IK20	I04 VK20
1.8 (6 - CE7)	i 16V	85	F 18 A3 (SOHC)	03/'96-10/'98	KJ20CR-L11	3169	D106	1,1	IK20	I04 VK20
1.8 (7 - CG, CH)	i 16V	98	F 18 B2 (VTEC) (KY)	09/'98->	KJ16CR-L11	3132	D35	1,1	IK20	I04 VK20
1.8 (7 - CG, CH)	i 16V	98	F 18 B2 (VTEC)	09/'98->	KJ20CR-L11	3169	D106	1,1	IK20	I04 VK20
2.0 (3 - CA4, 5)	2000 .. / i 12V	78	A 20 A1, A 20 A2, A 20 A3, A 20 A4	'86-'90	W20EXR-U11	3067	D10	1,1	IK20	I04 VK20
2.0 (3 - CA4, 5)	2000 16V	98-101	B20A2 / B20A8 (DOHC)	'87-'90	Q20PR-U11	3008	D11	1,1	IK20	I04 VK20
2.0 (4 - CB3)	12V	85-90	A 20 A3 / A 20 A4	01/'86-'90	W20EXR-U11	3067	D10	1,1	IK20	I04 VK20
2.0 (4 - CB3)	16V	66-82	F 20 A6 / F 20 A2 (SOHC)	01/'90-03/'93	KJ20CR-L11	3169	D106	1,1	IK20	I04 VK20
2.0 (4 - CB3)	i 16V	85	F 20 A3 / A5	'89-03/'93	KJ20CR-L11	3169	D106	1,1	IK20	I04 VK20
2.0 (4 - CB3)	i 16V	99	F 20 A4 / F 20 A8	01/'90-03/'93	KJ20CR-L11	3169	D106	1,1	IK20	I04 VK20



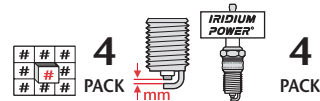
KW



HONDA continued											
2.0 (4 - CC9) i 16V	98	F 20 Z3 (SOHC)		11/'92-07/'94	KJ20CR-L11	3169	D106	1,1	IK20	104	VK20
2.0 (5 - CC7) i 16V	85	F 20 Z2 (-Z1) (SOHC)		03/'93-03/'96	KJ20CR-L11	3169	D106	1,1	IK20	104	VK20
2.0 (5 - CC1, 7) i 16V	98	F 20 A7 (SOHC)		03/'92-03/'96	KJ20CR-L11	3169	D106	1,1	IK20	104	VK20
2.0 (5 - CD9, CE2) i 16V	100	F 20 B3 (SOHC)		05/'94-'98	KJ20CR-L11	3169	D106	1,1	IK20	104	VK20
2.0 (6 - CE8) i 16V	96	F 20 Z1 (SOHC)		03/'96-10/'98	KJ20CR-L11	3169	D106	1,1	IK20	104	VK20
2.0 (7 - CG, CH) i 16V	108	F 20 B5 / -B6 (VTEC)		09/'98->	KJ20CR-L11	3169	D106	1,1	IK20	104	VK20
2.0 (8 - CL7, 8) i 16V	114	K 20 A (DOHC i-VTEC)		01/'03->	KJ20DR-M11	3374	D110	1,1	IK20	104	VK20
2.0 (8 - CL7, 8) i 16V EURO-R	162	K 20 A (DOHC i-VTEC)		10/'02->	SK22PR-M11S	-	-	1,1			VK22G
2.2 (4 - CB7, 8) i 16V	108-110	F 22 A7 / A8 (SOHC)		'89-03/'93	KJ20CR-L11	3169	D106	1,1	IK20	104	VK20
2.2 (4 - CB7) i 16V	110	F 22 A3 (SOHC)		01/'90-03/'93	KJ20CR-L11	3169	D106	1,1	IK20	104	VK20
2.2 (5 - CD7, CE1) i 16V	110	F 22 B5 (SOHC)		05/'94-'98	KJ20CR-L11	3169	D106	1,1	IK20	104	VK20
2.2 (6 - CE9) i 16V VTEC	110	F 22 Z2 (S VTEC)		03/'96-10/'98	KJ20CR-L11	3169	D106	1,1	IK20	104	VK20
2.2 (7 - CG) i 16V TYPE-R	158	H 22 A7 (DOHC VTEC)		09/'98->	PKJ20CR-L11	3247	-	1,1	IK20	104	VK20
2.3 (5 - CC7) i 16V	116	H 23 A3 (DOHC)		03/'93-03/'96	KJ20CR-L11	3169	D106	1,1	IK20	104	VK20
2.3 (7 - CH) i 16V	110	F 23 A 7		'98->	KJ20CR-L11	3169	D106	1,1	IK20	104	VK20
2.3 (7 - CG, CH) i 16V		F 23 Z 5 (SOHC)		01/'01->	KJ20CR-L11	3169	D106	1,1	IK20	104	VK20
2.4 (8 - CL9) i 16V	140	K 24 A (DOHC i-VTEC)		01/'03->	SKJ20DR-M11	3377	-	1,1			VK20
3.0 (7 - CG2) i V-6 24V	144	J 30 A1 (SOHC VTEC)		09/'97->	KJ16CR-L11	3132	D35	1,1	IK20	104	VK20
BEAT (PPI)											
0.66 i 12V	47	E 07 A (MTREC) (660cc)	(j)	'91-'98	K20PR-U11	3121	D14	1,1	IK20	104	VK20
CAPA											
2.3 i 16V	72	F 23 A 7		'98->	KJ20CR-L11	3169	D106	1,1	IK20	104	VK20
CIVIC											
1.2 (1) 1200	40	EB 1 / EB 2 (OHC)		'74-'79	W20EPR-U	3047	D2	0,8	IW20	106	VW20
1.2 (1) 1200	44	EB 3 (OHC)		01/'78-'79	W20EPR-U	3047	D2	0,8	IW20	106	VW20
1.2 (1) 1200				'79-'86	W20EPR-U	3047	D2	0,8	IW20	106	VW20
1.2 (2) 1200	40	ZA 2		01/'84-10/'87	W20EXR-U11	3067	D10	1,1	IW20	106	VW20
1.2 (3) 1200		D12 B1 (ED 1)		10/'87-09/'91	Q20PR-U11	3008	D11	1,1	IQ20	102	VQ20
1.3 (1) 1300	44	EN (1)		01/'79-'83	W20EPR-U	3047	D2	0,8	IW20	106	VW20
1.3 (1) 1300	33	EN 2		'80-01/'84	W20EPR-U	3047	D2	0,8	IW20	106	VW20
1.3 (1) 1300 S	51	EN 4		01/'82-01/'84	W20EPR-U	3047	D2	0,8	IW20	106	VW20
1.3 (2) 1300 12V	51-59	EV 2 (OHC)		01/'84-10/'87	W20EXR-U11	3067	D10	1,1	IW20	106	VW20
1.3 (3) 1300 16V	55	D 13 B1		10/'87-10/'91	Q20PR-U11	3008	D11	1,1	IQ20	102	VQ20
1.3 (4) 16V DX	55	D 13 B2	Cat	10/'91-11/'95	K20PR-U11	3121	D14	1,1	IK20	104	VK20
1.3 (4) i 16V DXi	55	D 13 B3	W/W Cat	10/'91-11/'95	K16PR-U11	3130	D21	1,1	IK20	104	VK20
1.4 (3) 1400 i 16V	66	D 14 A1		10/'87-'91	Q20PR-U11	3008	D11	1,1	IQ20	102	VQ20
1.4 (4) i 16V	66	D 14 A2	Cat	02/'94->	K20PR-U11	3121	D14	1,1	IK20	104	VK20
1.4 (5) i 16V	55	D 14 Z3 (SOHC)		'99->	KJ16CR-L11	3132	D35	1,1	IK16	103	VK16
1.4 (5) i 16V	66	D 14 Z4 (SOHC)		'99->	KJ16CR-L11	3132	D35	1,1	IK16	103	VK16
1.4 (5) i 16V	66	D 14 Z8 (SOHC)	(U.K. production)	'96-'98	KJ16CR-L11	3132	D35	1,1	IK16	103	VK16
1.4 (5) i 16V	55	D 14 A3 / A7		11/'95-'01	K20PR-U11	3121	D14	1,1	IK20	104	VK20
1.4 (5) i S 16V	66	D 14 A4 / A8		11/'95-'01	K20PR-U11	3121	D14	1,1	IK20	104	VK20
1.4 (5) i 16V	66	D 14 Z2 / Z4		'99->	KJ16CR-L11	3132	D35	1,1	IK16	103	VK16
1.4 (5) i S 16V	66	D 14 A4		11/'95-'01	K20PR-L11	3144	-	1,1	IK20	104	VK20
1.4 (6) i 16V	66	D 14 Z6 SOHC (VTEC)		01/'01->	KJ16CR-L11	3132	D35	1,1	IK16	103	VK16
1.4 (7) i 8V	61	L13 A7		01/'06->	SK20PR-L11	-	-	1,1	IK20	104	VK20
1.5 (1) 1500	51	EC (./ CVCC)		->01/'77	W20ESR-U	3057	-	0,8	IW20	106	VW20
1.5 (1) 1500		EE		'77-'83	W20ESR-U	3057	-	0,8	IW20	106	VW20
1.5 (2) 1500 12V	61-81	EW 2 - EW 3	W/W Cat	'84-'88	W20EXR-U11	3067	D10	1,1	IW20	106	VW20
1.5 (2) 1500 i 12V GT	69-74	EW 3 / EW4	W/W Cat	'85-'88	W20EXR-U11	3067	D10	1,1	IW20	106	VW20
1.5 (3) 1500 i	66	B 15 B3 / B 15 B4		10/'88-10/'91	Q20PR-U11	3008	D11	1,1	IQ20	102	VQ20
1.5 (3) 1500 i	66	D 15 B2		10/'88-10/'91	Q20PR-U11	3008	D11	1,1	IQ20	102	VQ20
1.5 (4) i 16V LSi / DXi	66	D 15 B2	Cat	10/'91-02/'94	K20PR-U11	3121	D14	1,1	IK20	104	VK20
1.5 (4) i 16V VEI	66	D 15 Z1 (SOHC VTEC-E)	Cat	10/'91-02/'94	KJ16CR-L11	3132	D35	1,1	IK20	104	VK20
1.5 (4) i 16V VTEC	74	D 15 B7 (MPI VTEC-S)	Cat	'94->	KJ20CR-L11	3169	D106	1,1	IK20	104	VK20
1.5 (5) i 16V VTEC-E	66	D 15 Z3 (SOHC VTEC-E)	(U.K. production)	'94-'97	KJ16CR-L11	3132	D35	1,1	IK16	103	VK16
1.5 (5) i LS 16V	74	D 15 B7 (SOHC) (MPI)		09/'93-04/'96	KJ20CR-L11	3169	D106	1,1	IK20	104	VK20
1.5 (5) i 16V	84	D 15 Z8 (SOHC VTEC-E)	(U.K. production)	01/'97->	KJ16CR-L11	3132	D35	1,1	IK16	103	VK16
1.5 (5) i LS 16V	84	D 15 Z6 / Z8		11/'95-'01	KJ16CR-L11	3132	D35	1,1	IK16	103	VK16
1.5 (5) i LS 16V	83	D 15 Z6 (VTEC-E)		11/'95-'01	KJ16CR-L11	3132	D35	1,1	IK16	103	VK16
1.6 (3) 1600 i 16V	80	D 16 A6		10/'87-01/'90	Q20PR-U11	3008	D11	1,1	IQ20	102	VQ20
1.6 (4) 1600 i 16V	80	D 16 Z2 / D 16 Z9 (DOHC)		01/'90-11/'95	Q20PR-U11	3008	D11	1,1	IQ20	102	VQ20
1.6 (4) i 16V Esi	92	D 16 Z6 ../Z7 (SOHC VTEC)	Cat	10/'91->	K20PR-L11	3144	-	1,1	IK20	104	VK20
1.6 (4) i 16V VTi	118	B 16 A2 (DOHC VTEC)	Cat	10/'91-11/'95	K20PR-L11	3144	-	1,1	IK20	104	VK20
1.6 (4) i 16V VTEC	110	B 16 A1 (DOHC VTEC)		01/'90-10/'91	K20PR-L11	3144	-	1,1	IK20	104	VK20
1.6 (5) i Esi 16V	92	D 16 Z9 (VTEC)		09/'93-04/'96	K20PR-U11	3121	D14	1,1	IK20	104	VK20
1.6 (5) i 16V VTEC (i)	93	D 16 Y2 (VTEC)	(U.K. production)	'94-'97	K20PR-L11	3144	-	1,1	IK20	104	VK20
1.6 (5) i 16V S-VTEC (i)	83	D 16 Y3 (VTEC-S)	(U.K. production)	'94-'97	K20PR-L11	3144	-	1,1	IK20	104	VK20
1.6 (5) i 16V	85	D 16 B2 (SOHC)	(U.K. production)	01/'97->	KJ16CR-L11	3132	D35	1,1	IK16	103	VK16
1.6 (5) i 16V	77	D 16 W1 / Y7 (SOHC)	(U.K. production)	'99->	KJ16CR-L11	3132	D35	1,1	IK16	103	VK16
1.6 (5) i LS 16V	84	D 16 B2 / W3 / Y5 (VTEC)		11/'95-'01	KJ16CR-L11	3132	D35	1,1	IK16	103	VK16



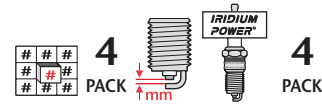
KW



HONDA continued												
1.6 (5)	i SR 16V	92	D 16 Y8 (SOHC VTEC)		03/'96-'01	KJ16CR-L11	3132	D35	1,1	IK16	103	VK16
1.6 (5)	i VTI 16V	118	B 16 A2 / D 16 A2 (DOHC VTEC)		11/'95-'01	K20PR-L11	3144	-	1,1	IK20	104	VK20
1.6 (5)	i 16V TYPE-R (RHD)	136	B 16 B (DOHC VTEC)	(Japan)	08/'97-'02	PK22PR-L11S	3284	-	1,1			VK22
1.6 (6)	i 16V	81	D 16 (V1) SOHC (VTEC)		01/'01->	KJ16CR-L11	3132	D35	1,1	IK16	103	VK16
1.6 (6)	i 16V	81	D 16 (V1) SOHC (VTEC) (KY)	Leaded fuel	01/'01->	K20PR-L11	3144	-	1,1	IK20	104	VK20
1.6 (6)	i 16V	88	D 17 A6 (SOHC)		'01->	KJ20CR-L11	3169	D106	1,1	IK20	104	VK20
1.6 (6)	i 16V	92	D 17 A6 (VTEC)		'01->	KJ20CR-L11	3169	D106	1,1	IK20	104	VK20
1.8 (5)	i 16V VTS / VTI	124	B 18 C4 (DOHC VTEC)	(U.K. production)	03/'97->	K20PR-L11	3144	-	1,1	IK20	104	VK20
1.8 (5)	i VTI 16V	124	D 18 C4 (DOHC VTEC)		'97-'01	K20PR-L11	3144	-	1,1	IK20	104	VK20
1.8 (7)	i 16V	103	R18 A2		01/'06->	SKJ20DR-M11S	-		1,1	IK20G	152	VK20G
2.0 (6)	i 16V TYPE-R	162	K 20 A2 (DOHC i-VTEC)		01/'01->	SK22PR-M11	3372	S17	1,1			VK22
2.0 (6)	i 16V (Sportwagon)	118	K 20 A1 (DOHC i-VTEC)		01/'01->	KJ20DR-M11	3374	D110	1,1	SKJ20DR-M11	S19	VK20
CIVIC CRX												
1.5 (1 - AF)	1500 i 12V	74	EW 3 (SOHC)		'84-'88	W20EXR-U11	3067	D10	1,1	IW20	106	VW20
1.6 (1 - AS)	1600 i 16V	90-99	ZC 1 (DOHC)		'85-'88	Q20PR-U11	3008	D11	1,1	IQ20	102	VQ20
1.6 (2 - ED9)	1600 i 16V	80	D 16 A8 / D 16 A9 (DOHC)		12/'87-10/'88	Q20PR-U11	3008	D11	1,1	IQ20	102	VQ20
1.6 (2 - ED9)	1600 i 16V	88-96	D 16 Z5		10/'88-'92	Q20PR-U11	3008	D11	1,1	IQ20	102	VQ20
1.6 (2 - EE8)	1600 i 16V VTEC	110	B 16 A1 (VTEC)		04/'90-04/'92	K20PR-L11	3144	-	1,1	IK22	110	VK22
1.6 (3 - EH6)	i 16V ESi (./ Targa)	92	D 16 Z6 (SOHC VTEC)		04/'92->	K20PR-L11	3144	-	1,1	IK22	110	VK22
1.6 (3 - EG2)	i 16V VTI (./ Targa)	118	B 16 A2 (DOHC VTEC)		04/'92->	K20PR-L11	3144	-	1,1	IK22	110	VK22
CIVIC SHUTTLE												
1.4 (2 - EE)	1400 16V	66	D 14 A1 (SOHC)		'88-'91	Q20PR-U11	3008	D11	1,1	IQ20	102	VQ20
1.5 (1 - AN)	1500 12V .. / 4x4	61-66	EW 2 (SOHC)		01/'84-01/'88	W20EXR-U11	3067	D10	1,1	IW20	106	VW20
1.5 (2 - EE)	1500 i .. / 4x4	66	D 15 B2		12/'87-01/'90	Q20PR-U11	3008	D11	1,1	IQ20	102	VQ20
1.6 (2 - EE)	1600 i 16V 4x4	80	D 16 A6 / D 16 A7	Cat	12/'87-'89	Q20PR-U11	3008	D11	1,1	IQ20	102	VQ20
1.6 (2 - EE)	1600 i 16V 4x4	81	D 16 Z2 (ALB)	Cat	'90-02/'95	Q20PR-U11	3008	D11	1,1	IQ20	102	VQ20
2.2 (3 - RA)	2200 i 16V		F22 B 8 SOHC		06/'95->	KJ20CR-L11	3169	D106	1,1	IK20	104	VK20
CONCERTO (HW)												
1.4	16V GL	66	D 14 A1 (SOHC)		'90-'93	Q20PR-U11	3008	D11	1,1	IQ20	102	VQ20
1.5	LXi	66	D 16 B2		'91-'92	Q20PR-U11	3008	D11	1,1	IQ20	102	VQ20
1.5	i 16V S	66	D 15 B2 (SOHC)		01/'90-'95	Q20PR-U11	3008	D11	1,1	IQ20	102	VQ20
1.6	16V	78	D 16 Z1 (SOHC) (Carb.)		'90-03/'95	Q20PR-U11	3008	D11	1,1	IQ20	102	VQ20
1.6	i 16V .. / EXi	82-96	D 16 A8 / .A9 / .Z4 (DOHC)		01/'90-03/'95	Q20PR-U11	3008	D11	1,1	IQ20	102	VQ20
1.6	i 16V	80	D 16 Z2 (SOHC)		01/'90-03/'95	Q20PR-U11	3008	D11	1,1	IQ20	102	VQ20
CR-V (RD)												
2.0	i 16V (.. / 4x4)	92	B 20 B3 (DOHC)		'97->	KJ16CR-L11	3132	D35	1,1	IK16	103	VK16
2.0	i 16V (.. / 4x4)	108	B 20 Z1 (DOHC)		03/'99-10/'01	KJ20CR-L11	3169	D106	1,1	IK20	104	VK20
2.0	i 16V (.. / 4x4)	110-116	K 20 A4 (DOHC i-VTEC)		09/'01->	KJ20DR-M11	3374	D110	1,1	SKJ20DR-M11	S19	VK20
FR-V												
1.7	i 16V V-TEC	92	D 17 A2 (SOHC V-TEC)		01/'05->	KJ20CR-L11	3169	D106	1,1	IK20	104	VK20
2.0	i 16V V-TEC	110	K 20 A9 (DOHC i-V-TEC)		01/'05->	KJ20DR-M11	3374	D110	1,1	IK20	104	VK20
HR-V (GH)												
1.6	i 16V (.. / 4x4)	77-91	D 16 W1 (SOHC)		09/'98->	KJ16CR-L11	3132	D35	1,1	IK16	103	VK16
INTEGRA												
1.5 (DA)	1500 12V	56-63	D 15 A1 (SOHC) (Carb.)		'85-'90	W20EXR-U	3066	D26	0,8	IW20	106	VW20
1.6 (DA)	1600 .. / i	73-92	D 16 A2 (DOHC)	W/W Cat	'85-'90	Q20PR-U11	3008	D11	1,1	IQ20	102	VQ20
1.8 (DC)	i 16V	140	B 18 C6 (VTEC) (B18C3)		10/'97->	PK22PR-L11S	3284	-	1,1			VK22
2.0 (DC)	i 16V iS	118	K 20 A (DOHC i-VTEC)		'01->	KJ20DR-M11	3374	D110	1,1	SKJ20DR-M11	S19	VK20
2.0 (DC)	i 16V TYPE-R	162	(DOHC i-VTEC)		'01->	SK22PR-M11	3372	S17	1,1			VK22
JAZZ												
1.1 (AA)	1100	33	ER 3		'83-'87	W16EXR-U11	3032	D86	1,1	IW16	105	VW16
1.2 (AA)	1200	33-41	ER 1 / ER 2 / ER 4		'83-'87	W16EXR-U11	3032	D86	1,1	IW16	105	VW16
1.2 (GD)	i	57	L 12 A1 (SOHC i-DSI)	"Twin spark"	09/'01->	K20PR-U11	3121	D14	1,1	IK20	104	VK20
1.2 (GD)	i 8V	57	L 12 A1		03/'02->	K20PR-U11	3121	D14	1,1	IK20	104	VK20
1.4 (GD)	i	61	L 13 A1 (SOHC i-DSI)	"Twin spark"	09/'01->	K20PR-U11	3121	D14	1,1	IK20	104	VK20
1.4 (GD)	i 8V	61	L 13 A1		03/'02->	K20PR-U11	3121	D14	1,1	IK20	104	VK20
LAGREAT (GH-RL1)												
3.5	i V-6 24V	151	J 35 A (SOHC)	(USA)	10/'98->	KJ16CR-L11	3132	D35	1,1	IK16	103	VK16
LEGEND												
2.5 (HS)	2500 i V-6 24V	110-127	C 25 A1 / C 25 A2 (V-6 SOHC)		->'87	Q20PR-U11	3008	D11	1,1	IQ20	102	VQ20
2.7 (KA3 / KA4)	2700 i V-6 24V	124-132	C 27 A1 / C 27 A2 (V-6 SOHC)		11/'87-10/'90	Q20PR-U11	3008	D11	1,1	IQ20	102	VQ20
3.2 (KA7 / KA8)	3200 i V-6 24V	151	C 32 A2 (V-6 SOHC)		10/'90-02/'96	PK20PR-L11	3142	P15	1,1			VK20
3.5 (KA9)	3500 i V-6 24V	151	C 35 A2 (V-6 SOHC)		02/'96->	PK20PR-L11	3142	P15	1,1			VK20
LOGO (GA3 / 4)												
1.3	i	48	D 13 B7 (SOHC)		01/'98->	KJ16CR-L11	3132	D35	1,1	IK16	103	VK16
MDX (UA-YD1)												
3.5	i V-6 24V	191	J 35 A (SOHC) VTEC		'03->	SKJ16DR-M11	3422	-	1,1			VK20
N 600												
0.6		33	Ø 14mm	(2 Cyl.)	'68-'72	W24ES-U	4030	-	0,7	IW24	116	
NSX (NA)												
3.0	i V-6 24V VTEC	188-201	C 30 A1 / A3 / A4 (V-6 DOHC)		11/'90-'97	PK20PR-L11	3142	P15	1,1			VK20
3.2	i V-6 24V VTEC	205	C 32 B (V-6 DOHC)		01/'97->	PK20PR-L11	3142	P15	1,1			VK20



KW



4 PACK

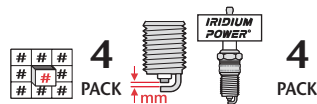


4 PACK

HONDA <i>continued</i>													
ODYSSEY													
2.2	i 16V	4WD	103	MPI		'96->	KJ20CR-L11	3169	D106	1,1	IK20	I04	VK20
PASSPORT													
2.6	i			4ZE1 (4 Cyl.)	(USA)	'96->	W16EXR-U11	3032	D86	1,1	IW16	I05	VW16
3.2	i V-6			6VD1 (V-6 MFI)	(USA)	'98->	K16PR-P11	3293	-	1,1	IK16	I03	VK16
PRELUDE													
1.6 (1 - SN)	1600		59	EL (SOHC)		12/'78-12/'82	W16EPR-U	3021	D6	0,8	IW16	I05	VW16
1.6 (1 - SN)	1600		59	EL (SOHC)	Fast driving	12/'78-12/'82	W20EPR-U	3047	D2	0,8	IW20	I06	VW20
1.8 (1 - SN)	1800		78	ET 1		'83	W20EPR-U	3047	D2	0,8	IW20	I06	VW20
1.8 (2 - AB)	1800 12V		74-92	ET (SOHC)		'84-'87	W20EXR-U11	3067	D10	1,1	IW20	I06	VW20
2.0 (3 - BA)	2000 i 16V		80	B 20 A1		01/'86-'87	Q20PR-U11	3008	D11	1,1	IQ20	I02	VQ20
2.0 (3 - BA)	2000		81	B 20 A3		'87-'92	Q20PR-U11	3008	D11	1,1	IQ20	I02	VQ20
2.0 (3 - BA)	2000 i 16V		80-82	B 20 A7 / B 20 A4 (12V)		10/'87-'91	Q20PR-U11	3008	D11	1,1	IQ20	I02	VQ20
2.0 (3 - BA)	2000 i 16V		101-110	B 20 A5		'87-'92	Q20PR-U11	3008	D11	1,1	IQ20	I02	VQ20
2.0 (3 - BA4)	2000 i 16V		103	B 20 A9	Cat	03/'90-01/'92	Q20PR-U11	3008	D11	1,1	IQ20	I02	VQ20
2.0 (4 - BB3)	i 16V		98	F 20 A4		11/'91-11/'96	KJ20CR-L11	3169	D106	1,1	IK20	I04	VK20
2.0 (5 - BB9)	i 16V		98	F 20 A4		11/'96->	KJ20CR-L11	3169	D106	1,1	IK20	I04	VK20
2.2 (4 - BB1)	i 16V VTEC		136	H 22 A2 (DOHC)		02/'93-11/'96	PKJ20CR-L11	3247	-	1,1			VK20
2.2 (5 - BB6, BB8)	i 16V VTEC .. /4WS		136-147	H 22 A2 /-A5 /-A8 (DOHC)		11/'96->	PKJ20CR-L11	3247	-	1,1			VK20
2.3 (4 - BB2)	i 16V		118	H 23 A2 (DOHC)		'91-'96	KJ20CR-L11	3169	D106	1,1	IK20	I04	VK20
QUINTET (SU)													
1.6	1600		59	EL (SOHC)		01/'80-'84	W16EPR-U	3021	D6	0,8	IW20	I06	VW20
SHUTTLE (RA)													
2.2	i 16V		110	F 22 B 8 (SOHC)		'95->	KJ20CR-L11	3169	D106	1,1	IK20	I04	VK20
2.3	i 16V		110	F 23 A 7 (SOHC)		'98->	KJ22CR-L11	3348	-	1,1	IK22	I10	VK22
STREAM (RN)													
1.7	i 16V		92	D 17 A2 (DOHC VTEC)		01/'01->	KJ20CR-L11	3169	D106	1,1	IK20	I04	VK20
2.0	i 16V		118	K 20 A1 (DOHC i-VTEC)		01/'01->	KJ20DR-M11	3374	D110	1,1	SKJ20DR-M11	S19	VK20
S 600													
0.6	600			Ø 12mm thread			X27ES-U	4114	-	0,8	IX27	I73	
S 800													
0.8	.. / C		57	Ø 12mm thread	(4 Cyl.)	'66-'70	X27ES-U	4114	-	0,6	IX27	I73	
S 2000													
2.0	i 16V		176	F 20 C2 (DOHC VTEC)		'99->	PK22PR-L11S	3284	-	1,1			VK22
S-MX (MPV)													
2.0	i		96	B 20 B (PGM FI)	(J)	'97->	KJ16CR-L11	3132	D35	1,1	IK16	I03	VK16
TODAY													
0.66	i 12V		35-42	JA 4 / JA 5 (660cc)		'93->	K20PR-U11	3121	D14	1,1	IK20	I04	VK20
0.66			35-42	MPI (660cc)	(J)	'96->	K20PR-U11	3121	D14	1,1	IK20	I04	VK20
Z (PA1)													
0.66	i			E 07 Z (Turbo)	(J)	10/'98->	SK20PR-L9	3307	-	0,9			VK20Y
HUMMER													
H 2													
6.0	V-8		235-245	Vortec 6000		08/'02->	PTJ16R15	5077	P35	1,5	IT16	I25	VT16
H 3													
3.5	i 20V		160-170	Vortec 3500	5-Cyl	04/'05->	PT16VR13	5068	P16	1,3	ITV16	I38	
HYUNDAI													
ACCENT / EXCEL													
1.3	12V		44	G 4 BG	Leaded fuel	'94->	K16PR-U	3191	D77	0,8	IK16	I03	VK16
1.3	i 12V		44	G 4 BG		'94->	K16PR-U11	3130	D21	1,1	IK16	I03	VK16
1.3	i 12V		55	G 4 EH		'94->	K16PR-U11	3130	D21	1,1	IK16	I03	VK16
1.3	i 12V		61	G 4 EH / G 4 N		'94->	K16PR-U11	3130	D21	1,1	IK16	I03	VK16
1.3	i 12V		55-64	G 4 EA (Alpha)		'00->	K16PR-U11	3130	D21	1,1	IK16	I03	VK16
1.5	i 12V		65	G 4 EK (Alpha)		'94->	K16PR-U11	3130	D21	1,1	IK16	I03	VK16
1.5	i 16V (GT)		73	G 4 FK (DOHC)		12/'95->	K16PR-U11	3130	D21	1,1	IK16	I03	VK16
1.5	i 12V		66	G 4 EB (Alpha)		'00->	K16PR-U11	3130	D21	1,1	IK16	I03	VK16
1.5	i 16V (GT / LC)		75	G 4 EA (DOHC)		06/'00->	K16PR-U11	3130	D21	1,1	IK16	I03	VK16
ATOS / ATOZ / AMICA													
0.8	i 12V			G 4 HA		01/'98->	K20PR-U	3145	D22	0,8	IK20	I04	VK20
1.0	i 12V (VFSN)		40	G 4 HC (G 4 BC)		01/'98->	K16PR-U11	3130	D21	1,1	IK20	I04	VK20
1.1	i 12V		44			06/'03->	K16PR-U11	3130	D21	1,1	IK16	I03	VK16
COUPE													
1.6	i 16V		84	G 4 GR (Beta)		'97-'02	K16PR-U11	3130	D21	1,1	IK16	I03	VK16
2.0	i 16V .. / FX		102	G 4 F / G 4 GF (DOHC)		'96-'99	K20PR-U11	3121	D14	1,1	IK20	I04	VK20
2.0	i 16V		113	G 4 GF (DOHC)		'99-'02	K16PR-U11	3130	D21	1,1	IK16	I03	VK16
2.0	i 16V		113	G 4 GF (DOHC)		01/'02->	K16PR-U11	3130	D21	1,1	IK16	I03	VK16




KW



HYUNDAI <i>continued</i>										
2.7	i V-6 24V	120	G 6 BA (DOHC) (Delta)		01/'02->	PK16PR11	3264	P22	1,1	VK16
ELANTRA / AVANTE										
1.6	i 16V	79	G 4 ED (G) (DOHC)		06/'00->	K16PR-U11	3130	D21	1,1	VK16
1.8	i 16V	97	G 4 GM (Beta) (DOHC)		06/'00->	K16PR-U11	3130	D21	1,1	VK16
2.0	i 16V	104	G 4 GC (G) (DOHC)		06/'00->	K16PR-U11	3130	D21	1,1	VK16
EXCEL										
1.3	1300	53	4 G 13		'89-10/'94	W20EPR-U11	3049	D13	1,1	VW20
1.3	i	44	4 G EH	Cat	10/'94->	K16PR-U11	3130	D21	1,1	VK16
1.3	i	55	4 G EH	Cat	10/'94->	K16PR-U11	3130	D21	1,1	VK16
1.5	1500	62	4 G 15		'89-10/'94	W20EPR-U11	3049	D13	1,1	VW20
1.5	1500 i	62	4 G 15		'89-10/'94	W20EPR-U11	3049	D13	1,1	VW20
1.5	i GS	65	4 G EK	Cat	10/'94->	K16PR-U11	3130	D21	1,1	VK16
1.5	i	73			12/'95->	K20PR-U11	3121	D14	1,1	VK20
GETZ (BU..)										
1.1	i 12V	46	SOHC (1086cc)		08/'02->	K16PR-U11	3130	D21	1,1	VK16
1.3	i 12V	60-63	G 4 EA (SOHC) (Alpha)		08/'02->	K16PR-U11	3130	D21	1,1	VK16
1.6	i 16V	77	G 4 .. (DOHC) (Alpha)		08/'02->	K16PR-U11	3130	D21	1,1	VK16
GRANDEUR										
2.0	2000 i	88	4 G 63		'86->	W20EPR-U11	3049	D13	1,1	VW20
2.4	2400 i	95	4 G 64		'87->	W16EPR-U	3021	D6	0,8	VW16
H-1 / STAREX										
2.4	i 16V SPORT	82	G 4 CS		03/'97->	W20EPR-U11	3049	D13	1,1	VW20
H-100 (FD17G)										
2.4	i 16V	82	G 4 CS		09/'93-08/'96	W20EPR-U11	3049	D13	1,1	VW20
2.4	i 16V	82	G 4 CS		08/'96->	W20EPR-U11	3049	D13	1,1	VW20
H 200										
2.4	i	82			09/'97->	W20EPR-U11	3049	D13	1,1	VW20
LANTRA										
1.5 (1 - J1)	i	53-64	G 4 DJ / 4 G 15		10/'90-10/'95	W20EPR-U11	3049	D13	1,1	VW20
1.5 (2 - J2)	i 12V	62-68	G 4 DJ / G 4 DJ-S		10/'95-09-00	W20EPR-U11	3049	D13	1,1	VW20
1.5 (2 - J2)	i 12V	62-68	G 4 EK		10/'95-09-00	K16PR-U11	3130	D21	1,1	VK16
1.6 (1 - J1)	i 16V	78-84	G 4 CR		10/'90-10/'95	W20EPR-U11	3049	D13	1,1	VW20
1.6 (2 - J2)	i	66-84	G 4 GR / 4 G 16		10/'95-09-00	K16PR-U11	3130	D21	1,1	VK16
1.6 (3)	i 16V	84	G 4 ED-G		09/'00->	K16PR-U11	3130	D21	1,1	VK16
1.8 (1 - J1)	i 16V	91-93	G 4 CN		10/'90-10/'95	W20EPR-U11	3049	D13	1,1	VW20
1.8 (2 - J2)	i GT 16V	94	G 4 GM		10/'95-09-00	K16PR-U11	3130	D21	1,1	VK16
2.0 (2 - J2)	i 16V	102	G 4 GF		08/'96-09-00	K16PR-U11	3130	D21	1,1	VK16
2.0 (3)	i 16V	102	G 4 GC-G		09/'00->	K16PR-U11	3130	D21	1,1	VK16
MATRIX / LAVITA										
1.6	i 16V	76	G 4 GB (DOHC)		'00->	K16PR-U11	3130	D21	1,1	VK16
1.8	i 16V	97	G 4 GM (Beta) (DOHC)		'00->	K16PR-U11	3130	D21	1,1	VK16
PONY										
1.2 (1)		40	Mitsubishi (4 G 36)		'74-'85	W16EP-U	3018	D8	0,7	VW16
1.3 (1)		49	G 4 AG (G 13 B)		10/'85-'90	W20EPR-U	3047	D2	0,8	VW20
1.3 (2)		53	G 4 M		08/'91->	W20EPR-U	3047	D2	0,8	VW20
1.3 (2)	(VD2M)	43	G 4 DG	Cat	08/'91->	W20EPR-U	3047	D2	0,8	VW20
1.3 (2)	i (Gsi)	62	G 4 EH	Cat	09/'90->	K16PR-U11	3130	D21	1,1	VK20
1.4 (1)		50	Mitsubishi (4 G 33)		'74-'85	W16EP-U	3018	D8	0,7	VW16
1.5 (1)		52	G 4 AJ (G 15 B)		10/'85-'90	W20EPR-U	3047	D2	0,8	VW20
1.5 (2)		53	G 4 DJ		08/'91->	W20EPR-U	3047	D2	0,8	VW20
1.5 (2)		53	G 4 (DJ) (El. Carb.)	Cat	08/'91->	W20EPR-U	3047	D2	0,8	VW20
1.5 (2)	i	62	G 4 DJ-S (Mpi)	Cat	08/'91->	W20EPR-U11	3049	D13	1,0	VW20
1.6 (1)		54	Mitsubishi		'74-'85	W20EPR-U	3047	D2	0,8	VW20
PRIMA GRAND										
2.0	2000	88	4 G 63		'86->	W20EPR-U	3047	D2	0,8	VW20
PRIMA STELLAR										
1.6			4 G 32		'85-'87	W20EPR-U	3047	D2	0,8	VW20
1.8		60	4 G 62		'85-'87	W20EPR-U11	3049	D13	1,1	VW20
2.0		67	4 G 63 / 4 G 32		'85-'87	W20EPR-U	3047	D2	0,8	VW20
S-COUBE										
1.5	i 12V	63	G 4 DJ	Cat	08/'91->	K16PR-U11	3130	D21	1,1	VK16
1.5	i 12V	65	G 4 EK	Cat	06/'92->	K16PR-U11	3130	D21	1,1	VK16
1.5	i 12V Turbo / GT	85-88	G 4 EK-TC		10/'92->	K20PR-U	3145	D22	0,8	VK20Y
SANTA FÉ (SM)										
2.0	i 16V	99	(DOHC) Mpi		'01->	W20EPR-U11	3049	D13	1,1	VW20
2.4	i 16V	100	G 4 JS (DOHC)		'01->	P16PR11	3114	-	1,1	VW16
2.7	i V-6 24V	127	G 6 A / G 6 BA (DOHC)		'01->	PK16PR11	3264	P22	1,1	VK16
SATELLITE										
2.4	i GL / GLS	82			09/'97->	W20EPR-U11	3049	D13	1,1	VW20
SONATA										
1.8 (1 - AF)	i	73	G 62 B		'89-'92	W20EPR-U11	3049	D13	1,1	VW20
1.8 (1 - AF)	i	70	G 62 B (G 4 CM)	Cat	'89-'92	W20EPR-U11	3049	D13	1,1	VW20




KW



HYUNDAI <i>continued</i>												
1.8 (2 - CF/DF) i	70	G 4 M		Cat	07/'93-'98	W20EPR-U11	3049	D13	1,1	IW20	106	VW20
1.8 (3 - EF) i	70	G 4 M			05/'96-'01	W20EPR-U11	3049	D13	1,1	IW20	106	VW20
2.0 (1 - AF) i	76	4 G 63			'89-'92	W20EPR-U11	3049	D13	1,1	IW20	106	VW20
2.0 (1 - AF) i	74	4 G 63 (G 4 CD)		Cat	'89-'92	W20EPR-U11	3049	D13	1,1	IW20	106	VW20
2.0 (1 - AF) 16V	96	G 4 CP (-D)		Cat	08/'91-07/'93	W20EPR-U11	3049	D13	1,1	IW20	106	VW20
2.0 (2 - CF/DF) i	74-77	G 4 P (T) / G 4 CP (SOHC)		Cat	07/'93-'98	W20EPR-U11	3049	D13	1,1	IW20	106	VW20
2.0 (2 - CF/DF) i 16V	102	G 4 CP-D (DOHC) (MPI)		Cat	07/'93-'98	W20EPR-U11	3049	D13	1,1	IW20	106	VW20
2.0 (3 - EF) i	105	G 4 CP (-D) (SOHC)			05/'96-'01	W20EPR-U11	3049	D13	1,1	IW20	106	VW20
2.0 (3 - EF) i 16V	102	G 4 CP (DOHC)			05/'96-'01	W20EPR-U11	3049	D13	1,1	IW20	106	VW20
2.0 (4) i 16V	100	G 4 JP (DOHC) Sirius II			10/'01->	W20EPR-U11	3049	D13	1,1	IW20	106	VW20
2.4 (1 - AF) i	86	4 G 64			'89-'92	W20EPR-U11	3049	D13	1,1	IW20	106	VW20
2.4 (1 - AF) i	82	4 G 64		Cat	'89-'92	W20EPR-U11	3049	D13	1,1	IW20	106	VW20
2.4 (3 - EF) i	82	S (SOHC 8V)		(U.S.A.)	05/'96-'01	P16PR11	3114	-	1,1			VW16
2.4 (4) i 16V	107	G 4 JS (DOHC)		(U.S.A.)	10/'01->	P16PR11	3114	-	1,1			VW16
2.4 (5) i CVT	118				01/'05->	W20EPR-U11	3049	D13	1,1	IW20	106	VW20
2.5 (3 - EF) i V-6 24V	118	G 6 BV-EG (DOHC) (Delta)			08/'98-'01	PK16PR11	3264	P22	1,1			VK16
2.5 (4) i V-6 24V	118	G 6 BV-EG (DOHC) (Delta)			08/'98->	PK16PR11	3264	P22	1,1	SK16PR-A11	S8	
2.7 (4) i V-6 24V	120	G 6 BA (DOHC) (Delta)			10/'01->	PK16PR11	3264	P22	1,1			VK16
3.0 (1 - AF) i V-6	107	G 6 AT		Cat	01/'90-07/'93	P16PR11	3114	-	1,1			VW16
3.0 (2 - CF/DF) i V-6	107-121	G 6 T		Cat	07/'93-'98	P16PR11	3114	-	1,1			VW16
3.0 (3 - EF) i V-6	107-121	G 6 T			05/'96-'01	P16PR11	3114	-	1,1			VW16
STELLAR												
1.4	50-52	Mitsubishi			09/'83-'91	W16EPR-U	3021	D6	0,8	IW16	105	VW16
1.6	54-56	G 32 B / GE			09/'83-'91	W16EPR-U	3021	D6	0,8	IW16	105	VW16
2.0	61-68	G 63 B			09/'83-12/'88	W20EPR-U	3047	D2	0,8	IW20	106	VW20
TERRACAN												
3.5 i V-6 24V	147				7/'01	PK16PR-P11	3174	-	1,1	IK16	103	VK16
TRAJET												
2.0 i 16V	100	Sirius (DOHC)			'00->	W20EPR-U11	3049	D13	1,1	IW20	106	VW20
2.7 i V-6 24V	125	G 6 A / G 7 BA (DOHC)			'00->	PK16PR11	3264	P22	1,1			VK16
TUCSON (JM)												
2.0 1 16V	104				08/'04->	K16PR-U11	3130	D21	1,1	IK16	103	VK16
2.7 i V-6	129				08/'04->	K16PR-U11	3130	D21	1,1	IK16	103	VK16
XG												
2.5-250 i V-6	120	G 6 CT (DOHC)			12/'98->	PK16PR11	3264	P22	1,1			VK16
3.0-300 i V-6	134	G 6 T			11/'98->	P16PR11	3114	-	1,1			VW16
3.0-300 i V-6 24V	138	G 6 CT (DOHC)			'99->	PK16PR11	3264	P22	1,1			VK16
3.5-350 i V-6 24V	145				03/'03->	PK16PR-P11	3174	-	1,1	IK16	103	VK16
INNOCENTI												
ELBA												
1.3	49	146 A5.000			'91-08/'93	W20EPR-U	3047	D2	0,8	IW20	106	VW20
1.4 i.e.	49	146 C5.000			09/'93-'97	W20EPR-U	3047	D2	0,9	IW20	106	VW20
1.5 i.e.	56	149 C1.000		Cat	'92-08/'93	W20EPR-U	3047	D2	0,8	IW20	106	VW20
1.6 i.e.	55	146 C6.000		Cat	09/'93-'97	W20EPR-U	3047	D2	0,8	IW20	106	VW20
KORAL YUGO												
0.9 45	33	100 GL 064			10/'90->	W20EPR-U	3047	D2	0,8	IW20	106	VW20
1.1 55	40	128A064			10/'90->	W20EPR-U	3047	D2	0,8	IW20	106	VW20
ISUZU												
CAMPO												
2.3 2300 .. / 4 WD	66	4 Z D1			04/'88-'93	W20EPR-U	3047	D2	0,8	IW20	106	VW20
2.3 i 2300 .. / 4 WD	69	4 Z D1		Cat	04/'88-'93	W20EPR-U11	3049	D13	1,1	IW20	106	VW20
COMO (VAN)												
2.0 i		K 20 DE		E-LEV	'02->	K16PR-U11	3130	D21	1,1	IK16	103	VK16
2.4 i		K 24 DE		G-LEV	'02->	K16PR-U11	3130	D21	1,1	IK16	103	VK16
MIDI												
2.0 .. / 4 WD		4 ZC 1			09/'88->	W20EPR-U	3047	D2	0,8	IW20	106	VW20
2.0	61	G 200 Z		Cat	'89->	W20EPR-U	3047	D2	0,8	IW20	106	VW20
PIAZZA												
2.0 Turbo	111	4 ZC 1			'81->	W20EPR-U	3047	D2	0,8	IW20	106	VW20
2.0 Turbo	133	4 ZC 1		Cat	'85->	W20EPR-U11	3049	D13	1,1	IW20	106	VW20
PICK - UP												
1.6	59	G 161 Z			'83->	W20EPR-U	3047	D2	0,8	IW20	106	VW20
1.9	58	G 200 Z			'84->	W20EPR-U	3047	D2	0,8	IW20	106	VW20
RODEO (BIG HORN)												
2.3	66	4 ZD 1			'88->	W20EPR-U	3047	D2	0,8	IW20	106	VW20
2.3	66	4 ZD 1		Cat	'88->	W20EPR-U11	3049	D13	1,1	IW20	106	VW20
2.6	85	4 ZE 1		Cat	10/'87->	W20EPR-U11	3049	D13	1,1	IW20	106	VW20
3.2 i TL(GF-UES25FW)		6 V D1 (V-6)			07/'98->	K16PR-P11	3293	-	1,1	IK16	103	VK16
3.5 i V-6 24V		6 V E1			->08/'95	K20PR-U11	3121	D14	1,1	IK20	104	VK20
3.5 i V-6 24V		6 V E1			09/'95->	PK16PR11	3264	P22	1,1			VK16



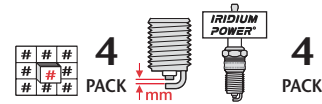
KW



ISUZU <i>continued</i>											
TROOPER											
2.0		G 200 Z		01/'83-10/'91	W20EPR-U	3047	D2	0,8	IW20	106	VW20
2.0		4 Z C1		'88-'91	W20EPR-U	3047	D2	0,8	IW20	106	VW20
2.3	66	4 ZD 1		->'87	W20EPR-U	3047	D2	0,8	IW20	106	VW20
2.3	66	4 ZD 1		11/'85->	W20EPR-U	3047	D2	0,8	IW20	106	VW20
2.3	66	4 ZD 1	Cat	01/'87->	W20EPR-U11	3049	D13	1,1	IW20	106	VW20
2.6	85	4 ZE 1		10/'87->	W20EPR-U	3047	D2	0,8	IW20	106	VW20
2.6 i	85	4 ZE 1	Cat	10/'87->	W20EPR-U11	3049	D13	1,1	IW20	106	VW20
3.2 i 24V .. / 4 WD	129	6 V D1 (MFI)	Cat	10/'91-08/'95	K20PR-U11	3121	D14	1,1	IK20	104	VK20
3.5 i V-6 24V	158	6 V E1 (EFI SOHC)		09/'95->	K16PR-P11	3293	-	1,1	IK16	103	VK16
V-CROSS											
3.2 i V-6	158	6V D1 (DOHC)	(J)	03/'97->	K16PR-P11	3293	-	1,1	IK16	103	VK16
3.5 i V-6 24V		6 V E1		03/'97->	K16PR-P11	3293	D103	1,1	IK16	103	VK16
JAGUAR											
DAIMLER											
3.6	136-165	AJ 6.4	W/W Cat	'86-'89	Q20PR-U	3007	D12	0,6	IK20	104	VK20Y
4.0	163-175	AJ6	W/W Cat	'89->	Q20PR-U	3007	D12	0,6	IK20	104	VK20Y
E-TYPE											
3.8		XK		'62-'80	W16EP-U	3018	D8	0,6	IW16	105	VW16
4.2		XK		'62-'80	W16EP-U	3018	D8	0,6	IW16	105	VW16
5.3 V-12				'86-'89	W16EP-U	3018	D8	0,9	IW16	105	VW16
S - TYPE											
2.5 i V-6 24V	147	AJ V-6 24V		02/'01->	ZT20EPR11	5087	S30	1,1	IT20	126	VT20
3.0 i V-6 24V	175	AJ V-6 24V (FC)		10/'98->	ZT20EPR11	5087	-	1,1	IT20	126	VT20
3.4				'64-'75	W16EP-U	3018	D8	0,6	IW16	105	VW16
3.8				'64-'75	W16EP-U	3018	D8	0,6	IW16	105	VW16
4.0 i V-8 32V	203	AJ V-8 32V (GC)		10/'98->	PK16PR11	3264	P22	1,1			VK16
4.2 i V-8 32V	219	AJ V-8 32V		04/'02->	PK16PR11	3264	P22	1,1			VK16
4.2 i V-8 32V	291	AJ V-8 32V		04/'02->	SK16PR-A11	3400	S8	1,1			VK16
SOVEREIGN											
2.9	104-123	AJ 6	W/W Cat	'86-08/'90	W24ES-U	4030	-	0,6	IW24	116	
3.2 24V	149-161	AJ 6		'90->	Q20PR-U	3007	D12	0,9	IK20	104	VK20Y
3.6	135-170	AJ 6	W/W Cat	'86-'89	Q20PR-U	3007	D12	0,9	IK20	104	VK20Y
4.0 24V	163-177	AJ 6 DOHC	W/W Cat	'89->	Q20PR-U	3007	D12	0,9	IK20	104	VK20Y
5.3 V-12	217	HE		'81->	T22EP-U	5040	-	0,6	IT22	127	
X - TYPE											
2.0 i V-6 24V	115	AJ V-6 24V		12/'01->	ZT20EPR11	5087	-	1,1	IT20	126	VT20
2.5 i V-6 24V	145	AJ V-6 24V		06/'01->	ZT20EPR11	5087	-	1,1	IT20	126	VT20
3.0 i V-6 24V	169	AJ V-6 24V		06/'01->	ZT20EPR11	5087	-	1,1	IT20	126	VT20
XJ - 6											
2.8				'68-'85	W20EP-U	3043	D4	0,7	IW20	106	VW20
2.9	108-123	AJ 6	W/W Cat	'86-08/'90	W24ES-U	4030	-	0,6	IW24	116	
3.0 i V-6 24V	175	AJ V-6 24V		05/'03->	VT16	5621	V21	1,1	IT16	125	VT16
3.2 24V	146-161	AJ 6		'90->	Q20PR-U	3007	D12	0,9	IK20	104	VK20Y
3.4	120	XK		'75-'86	W16EP-U	3018	D8	0,9	IW16	105	VW16
3.6	136-170	AJ 3.6 - AJ 6.3	W/W Cat	'86-'89	Q20PR-U	3007	D12	0,9	IK20	104	VK20Y
4.0 24V	163-177	AJ 6 DOHC	W/W Cat	'89->	Q20PR-U	3007	D12	0,9	IK20	104	VK20Y
4.2	125	XK Carb		'69-02/'79	W16EP-U	3018	D8	0,6	IW16	105	VW16
4.2	147	XK Efi		03/'79-'86	W20EP-U	3043	D4	0,9	IW20	106	VW20
XJ - 8											
3.2 i V-8 32V	174-176	AJ 26		09/'97-09/'98	K16PR-ZU11	3161	-	1,3	IK16	103	VK16
3.2 i V-8 32V	174-176	AJ 26		09/'98-03/'00	PK16PR11	3264	P22	1,3			VK16
3.2 i V-8 32V	174-176	AJ 26		03/'00-03/'02	PK16PR11	3264	P22	1,1			VK16
3.2 i V-8 32V	174-176	AJ 26		03/'02->	SK16PR-A11	3400	S8	1,0			VK16
3.5 i V-8 32V	190	AJ 26 (V-8 32V)		05/'03->	SK16PR-A11	3400	S8	1,1			VK16
4.2 i V-8 32V	219	AJ 26 (V-8 32V)		05/'03->	SK16PR-A11	3400	S8	1,1			VK16
XJ - 12											
5.3 V-12	183			'73-'75	W20EPR-U	3047	D2	0,9	IW20	106	VW20
5.3 V-12	220	HE		'82-'90	T22EP-U	5040	-	0,6	IT22	127	
5.3 V-12	187-197			'91->	T22EP-U	5040	-	0,6	IT22	127	
6.0 V-12	234		Cat	'92->	T22EP-U	5040	-	0,6	IT22	127	
XJ - 220											
3.5 i 24V	373	V-6 24V Twin turbo		'92-'96	IK01-31	5703	R03	0,6			
XJ - R											
4.2 i V-8 32V	291	AJ 26 (V-8 32V)		05/'03->	SK16PR-A11	3400	S8	1,1			VK16
XJ - S											
3.2 24V	146-161	AJ 6 OHC		'90->	Q20PR-U	3007	D12	0,9	IK20	104	VK20Y
3.4	120	XK		'75-'86	W16EP-U	3018	D8	0,9	IW16	105	VW16
3.6	146-165	AJ 3.6 - AJ 6.4	W/W Cat	'83-'91	Q20PR-U	3007	D12	0,6	IK20	104	VK20Y
4.0 24V	163-177	AJ 6 DOHC	W/W Cat	'91->	Q20PR-U	3007	D12	0,9	IK20	104	VK20Y
4.2	147	XK Efi		03/'79-'86	W20EP-U	3043	D4	0,9	IW20	106	VW20



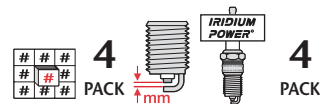
KW



JAGUAR continued											
5.3	V-12	217	HE		'81-'90	T22EP-U	5040	-	0,6	IT22	I27
5.3	V-12	204-211	HE	W/W Cat	'91->	T22EP-U	5040	-	0,6	IT22	I27
6.0	V-12	222-227			'93->	T22EP-U	5040	-	0,6	IT22	I27
XJ - V8											
3.2	i	176	AJ V-8 32V		09/'97-09/'98	K20PR-ZU11	3163	-	1,2	IK20	I04 VK20
3.2	i	176	AJ V-8 32V		10/'98->	PK20PR-P11	3141	-	1,1		VK20
4.0	i	216	AJ V-8 32V		09/'97-09/'98	K20PR-ZU11	3163	-	1,3	IK20	I04 VK20
4.0	i	216	AJ V-8 32V		10/'98->	PK20PR-P11	3141	-	1,1		VK20
XK 140											
3.4			6 Cyl. DOHC	19.0 mm thread	'54-'57	W16EP-U	3018	D8	0,6	IW16	I05 VW16
XK - 8 (X100)											
4.0	i	216	AJ 26 (V-8 32V)		'96-09/'98	K20PR-ZU11	3163	-	1,2	IK20	I04 VK20
4.0	i	216	AJ 26 (V-8 32V)		10/'98->	PK20PR-P11	3141	-	1,1		VK20
4.0-R	i	267	V-8 32V Supercharged		10/'97->	PK20PR-P11	3141	-	1,1		VK20
4.2	i	219	AJ 26 (V-8 32V)		09/'02->	SK16PR-A11	3400	S8	1,1		VK16
XJR											
4.0	i	240	AJ 6 Supercharged (6-Cyl.)		'94-'96	K22PR-U	3165	-	0,9	IK22	I10 VK22
4.0	i	272	AJ V-8 32V Supercharged		09/'97->	PK20PR-P11	3141	-	1,1		VK20
6.0	i V-12	248			'89->	T22EP-U	5040	-	0,6	IT22	I27
XKR (X100)											
4.2	i	291	AJ 34 (V-8 32V)		09/'02->	SK16PR-A11	3400	S8	1,1		VK16
JEEP (EUROPE)											
CHEROKEE											
2.4	i	108			09/'01->	ITL16	5349	-	1,3	ITL16	I49
2.5	i	73-89			'93-'01	QJ16HR-U9	5018	-	0,9		
3.7	i V-6 24V (LIBERTY)	155	V-6 < K >		09/'01->	KJ20CR-L11	3169	D106	1,1	IK20	I04 VK20
4.0	i L-6	126	XJ		'87-'90	Q20PR-U11	3008	D11	1,1	IQ20	I02 VQ20
4.0	i L-6	126-136	(XJ)		'90-'95	QJ16HR-U9	5018	-	0,9		
4.0	i L-6	130	MPI < S >		'95-'01	QJ16AR-U	3235	-	0,9	IK16	I03 VK16
5.2	i V-8	158			'90-'01	K16PR-U	3191	D77	0,9	IK16	I03 VK16
5.2	i V-8	156	MPI < Y >		10/'95-'01	Q16PR-U11	5016	-	1,1	IK16	I03 VK16
CJ - 7											
2.0	Stand. / Renegade	61-63	Renault J 5 R-800		10/'83-12/'86	W20EPR-U	3047	D2	0,6	IW20	I06 VW20
COMANCHE											
2.5	L-4	90	EFI		01/'88-'01	QJ16HR-U9	5018	-	0,9		
4.0	L-6	125	MPI < M >		01/'88-'92	Q20PR-U	3007	D12	0,7	IK20	I04 VK20Y
GRAND CHEROKEE											
4.0	L-6	136-140	MPI < S >		'92->	QJ16AR-U	3235	-	0,9	IK16	I03 VK16
4.7	V-8	190	V-8 < Y > < N > (MPI)		04/'99-'02	KJ16CR-L11	3132	D35	1,0	IK16	I03 VK16
5.2	V-8	155-158	8V < Y MPI >		'93->	Q16PR-U	3137	-	0,9	IK16	I03 VK16
LAREDO											
2.5		79			'87-'90	QJ16HR-U9	5018	-	0,9		
2.5		89			'90-'99	QJ16HR-U9	5018	-	0,9		
4.9		131			'90-'99	QJ16HR-U9	5018	-	0,7		
WAGONEER											
2.5	L-4 Turbo	90	TBi < H >		01/'88-'99	QJ16HR-U9	5018	-	0,9		
4.0	i	125	i MPI V-6 < S >		01/'87-12/'90	Q20PR-U	3007	D12	0,7	IK20	I04 VK20Y
WRANGLER											
2.5		79			'87-'90	QJ16HR-U9	5018	-	0,9		
2.5		89			'90-'99	QJ16HR-U9	5018	-	0,9		
4.0	L-6	126-136	MPI < S >		08/'90-'01	QJ16HR-U9	3235	-	0,9	IK16	I03 VK16
4.2	L-6	84	Carb 2V L6 < C >		01/'86-07/'90	QJ16HR-U9	5018	-	0,9		
4.9		131			'90-'99	QJ16HR-U9	5018	-	0,9		
JEEP (U.S.A.)											
JEEP											
	WILLY'S		(L-4)		'40-'62	W16S-U	5044	-	0,9		
			(L-4)		'64-'71	W16S-U	5044	-	0,9		
CID											
3.7 - 225	V-6				'66-'71	W16PR-U	3037	-	0,9		
3.8 - 231	V-6				'64-'66	W20FP-U	3068	D18	0,9	IWF20	I78
5.4 - 330	V-8				'65-'69	W14F-U	4012	-	0,9		
5.7 - 345	V-8				'64-'71	T14PR-U	5020	-	0,9	ITF16	I30
5.9 - 360	V-8				'71-'74	W14EP-U	6010	-	0,9	IW16	I05 VW16
6.6 - 405	V-8				'72-'73	W14EP-U	6010	-	0,9	IW16	I05 VW16
JMC											
LANDWIND											
2.0	JX624B-C / JX6474B-E	84	4G64S4M (Mitsubishi)		06/'05->	W16EPR-U	3021	D6	0,8	IW16	I05 VW16
2.4	JX624B-C / JX6474B-E	92	4G64S4M (Mitsubishi)		06/'05->	W16EPR-U	3021	D6	0,8	IW16	I05 VW16



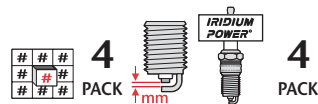
KW



KIA											
AVELLA											
1.3 i	54	(SOHC)		'97->	W16EPR-U11	3201	D100	1,1	IW16	I05	VW16
1.5 i	67	(SOHC)		'97->	W16EPR-U11	3201	D100	1,1	IW16	I05	VW16
CAPITAL											
1.5	66	B 5 (Mazda)		01/'90->	Q20P-U	3125	D17	0,8	IQ20	I02	VQ20
1.5 i.e. 16V	77	DOHC		01/'90->	Q20P-U	3125	D17	0,8	IQ20	I02	VQ20
1.8	70	F 8 (Mazda)		01/'90->	Q20PR-U	3007	D12	0,8	IQ20	I02	VQ20
1.8 i	70	F 8 (Mazda)		01/'90->	Q20PR-U	3007	D12	0,8	IQ20	I02	VQ20
CARENS											
1.6 i 16V	77	S6D (DOHC)		07/'02->	K20PR-U11	3121	D14	1,1	IK20	I04	VK20
1.8 i 16V	93	TB (DOHC)		'00-'02->	K20PR-U11	3121	D14	1,1	IK20	I04	VK20
2.0 i 16V	102			08/'04->	K16PR-U11	3130	D21	1,1	IK16	I03	VK16
CARNIVAL											
2.5 i V-6 24V	121	KV5 (V-6 DOHC)		'98->	PK20PR11	3168	P28	1,1			VK20
2.5 i V-6	110			10/'01->	PK20PR-L11	3142	P15	1,1			VK20
3.5 i V-6	143			07/'02->	PK16PR11	3264	P22	1,1			VK16
CERATO											
1.6 i 16V	77	G4 ED		04/'04->	K16PR-U11	3130	D21	1,1	IK16	I03	VK16
2.0 i 16V	105	G4 GC		04/'04->	K16PR-U11	3130	D21	1,1	IK16	I03	VK16
CLARUS											
1.8 i 16V (L)	85	T8 (DOHC)		07/'96->	K16PR-U	3191	D77	0,8	IK16	I03	VK16
2.0 i 16V (L)	96	FE (DOHC)		07/'96->	K20PR-U11	3121	D14	1,1	IK20	I04	VK20
JOICE											
2.0 i 16V	102	G4 CP (DOHC)		'00->	W20EPR-U11	3049	D13	1,1	IW20	I06	VW20
MAGENTIS											
2.0 i 16V	100	G4 JP		'98->	W20EPR-U11	3049	D13	1,0	IW20	I06	VW20
2.5 i V-6 24V	124	G6 BV		'98->	PK16PR11	3264	P22	1,1			VK16
2.0 CVVT	106	G4 KA		11/'05->	K16PR-U11	3130	D21	1,1	IK16	I03	VK16
2.7 V-6	138	G6 EA		11/'05->	K16PR-U11	3130	D21	1,1	IK16	I03	VK16
MENTOR											
1.5 i 16V	65	B5D		06/'94-12/'00	W16EPR-U11	3201	D100	1,1	IW16	I05	VW16
1.6 i 16V	82	B5D		06/'94-12/'00	W16EPR-U11	3201	D100	1,1	IW16	I05	VW16
1.6 i 16V	75	S6 MI-Tech 16V (DOHC)		00->	K20PR-U	3145	D22	1,1	IK20	I04	VK20
OPIRUS											
3.5 i V-6 24V	145-150			09/'03->	PK16PR11	3264	P22	1,1	IK16	I03	VK16
PICANTO											
1.0 i 12V	45	G4 HE		04/'04->	K16PR-U11	3130	D21	1,1	IK16	I03	VK16
1.1 i 12V	48	G 4 HG		04/'04->	K16PR-U11	3130	D21	1,1	IK16	I03	VK16
PRIDE											
1.1	38	B 1 (Mazda)		01/'90->	W16EPR-U	3021	D6	0,9	IW16	I05	VW16
1.3	47	B 1 (Mazda)	(USA)	01/'90->	W16EPR-U11	3201	D100	1,1	IW16	I05	VW16
1.3 i	47-53	B 3 (Mazda)	Cat	05/'95->	W16EPR-U11	3201	D100	1,1	IW16	I05	VW16
RETONA											
2.0 i 16V (4x4)	94	N7B DOHC		'97->	K20PR-U11	3121	D14	1,1	IK20	I04	VK20
RIO											
1.3 i	62	MI-Tech (SOHC) (2)		'00->	W16EXR-U	3031	D9	0,8	IW16	I05	VW16
1.4 i 16V	71			03/'05->	K16PR-U11	3130	D21	1,1	IK16	I03	VK16
1.5 i 16V	71	MI-Tech 16V (DOHC) (4)		'00->	K20PR-U	3145	D22	0,8	IK20	I04	VK20Y
1.6 i 16V	82	CWT		03/'05->	K16PR-U11	3130	D21	1,1	IK16	I03	VK16
SEDONA											
2.5 i V-6 24V	121	KV5 (V-6 DOHC)		'98->	PK20PR11	3168	P28	1,1			VK20
2.5 i V-6	110			10/'01->	PK20PR-L11	3142	P15	1,1			VK20
3.5 i V-6	143			07/'02->	PK16PR11	3264	P22	1,1			VK16
SEPHIA											
1.5 i	59	B 5 (OHC)		01/'95->	W16EPR-U11	3201	D100	1,1	IW16	I05	VW16
1.6 i	60	B 6 E (OHC)		'93->	W20EPR-U11	3049	D13	1,1	IW20	I06	VW20
1.6 i	60	B 6 E (OHC)		01/'95->	W20EPR-U11	3049	D13	1,1	IW20	I06	VW20
1.8 i 16V	59	T 8 (DOHC)		01/'95->	W20EPR-U11	3049	D13	1,1	IW20	I06	VW20
SHUMA											
1.5 i 16V	65	BFD (DOHC)		10/'98->	K20PR-U11	3121	D14	1,1	IK20	I04	VK20
1.8 i 16V	81	TED (DOHC)		10/'98->	K20PR-U	3145	D22	0,8	IK20	I04	VK20Y
SORENTO											
2.4 i 16V	102	(DOHC)		08/'02->	P16PR11	3114	-	1,1	IW16	I05	VW16
3.5 i V-6 24V	143	DOHC 24V V-6		08/'02->	PK16PR11	3264	P22	1,1			VK16
SPORTAGE											
2.0 i	70	N7B (OHC)		'94->	K16PR-U	3191	D77	0,8	IK16	I03	VK16
2.0 i 16V	94	N7B (DOHC)		'94->	K20PR-U11	3121	D14	1,1	IK20	I04	VK20
2.0 i CVVT	104	G4 GC		09/'04->	K16PR-U11	3130	D21	1,1	IK16	I03	VK16
2.7 i V-6	124	G6 BA		09/'04->	K16PR-U11	3130	D21	1,1	IK16	I03	VK16



KW



4

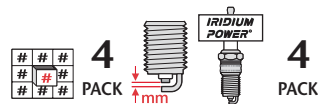


4

KLEEMANN											
MERCEDES E 200											
2.0 (210)		M 111.942		06/'95-06/'97	K22PR-ZU	3290	-	0,8	IK22	110	VK22
LADA / SHIGULI											
2 110 / 2 111 / 2 112											
1.5 i	56	(1.5 8 Valve)		'95->	W20EPR-U11	3049	D13	1,1	IW20	106	VW20
1.5 i 16V	69	(1.5 16 Valve)		'95->	Q20PR-U11	3008	D11	1,1	IK20	104	VK20Y
2.0 i 16V	110	C 20 XE (Opel)		'96->	Q20PR-U11	3008	D11	1,1	IK20	104	VK20Y
2.0 i 16V	110	C 20 XE (Opel)	40.000 km	'96->	K20TXR	5063	D20	0,8	IK20	104	VK20Y
110 / 111 / 112 / VEGA											
1.5 i	56	(1.5 8 Valve)		'95->	W20EPR-U11	3049	D13	1,1	IW20	106	VW20
1.5 i 16V	69	(1.5 16 Valve)		'95->	Q20PR-U11	3008	D11	1,1	IK20	104	VK20Y
1200											
1.2	44	(VAZ 2101)		01/'70-08/'81	W20EP-U	3043	D4	0,6	IW20	106	VW20
1.2	44	(VAZ 21051)		11/'95-'93	W20EPR-U	3047	D2	0,7	IW20	106	VW20
1300											
1.3	51	(VAZ 21011)		08/'74-08/'84	W20EP-U	3043	D4	0,6	IW20	106	VW20
1500											
1.5	57	(VAZ 2103)		09/'72-08/'84	W20EP-U	3043	D4	0,6	IW20	106	VW20
1600											
1.6	57	(VAZ 2106 / 2017)		09/'72-08/'84	W20EP-U	3043	D4	0,6	IW20	106	VW20
FORMA											
1.3	46		Cat	05/'93->	W20EPR-U	3047	D2	0,7	IW20	106	VW20
1.5	53			09/'91->	W20EPR-U	3047	D2	0,7	IW20	106	VW20
1.5	53		Cat	11/'94->	W20EPR-U	3047	D2	0,7	IW20	106	VW20
NIVA / COSSACK											
1.6 1600 4x4	58	(VAZ 2121)		07/'88->	W20EPR-U	3047	D2	0,7	IW20	106	VW20
1.6 4x4 Station Wagon	56	Fiat - 1600		09/'87->	W20EP-U	3043	D4	0,7	IW20	106	VW20
1.7	57	(VAZ 2112 / 212140)		01/'95->	W20EPR-U	3047	D2	0,7	IW20	106	VW20
1.7 i	59	(VAZ 212140) (Monopoint Inj.)		08/'94->	W20EPR-U11	3049	D13	1,1	IW20	106	VW20
1.7 i	59	(VAZ 212140) (Monopoint Inj.) (Elec. Ignition)		08/'94->	W20EPR-U11	3049	D13	1,1	IW20	106	VW20
NOVA											
1.2 1200	44-49	(VAZ21051)		09/'81-06/'88	W20EP-U	3043	D4	0,7	IW20	106	VW20
1.2 1200	44-49	(VAZ21051)		07/'88->	W20EPR-U	3047	D2	0,7	IW20	106	VW20
1.3 1300	48-53	(VAZ 2102 / 2105)		05/'81-06/'88	W20EP-U	3043	D4	0,7	IW20	106	VW20
1.3 1300	48-53	(VAZ 2102 / 2105)		07/'88->	W20EPR-U	3047	D2	0,7	IW20	106	VW20
1.4 1400	55-56	(VAZ 2104 / 2105 / 2107)		09/'86-06/'88	W20EP-U	3043	D4	0,7	IW20	106	VW20
1.4 1400	55-56	(VAZ 2104 / 2105 / 2107)		07/'88->	W20EPR-U	3047	D2	0,7	IW20	106	VW20
1.5 1500	55	(VAZ 2104 / ..3)		01/'88-06/'88	W20EP-U	3043	D4	0,7	IW20	106	VW20
1.5 1500	55	(VAZ 2104 / ..3)		07/'88->	W20EPR-U	3047	D2	0,7	IW20	106	VW20
1.5 1500	55	(VAZ 2105 / ..3)		01/'88-06/'88	W20EP-U	3043	D4	0,7	IW20	106	VW20
1.5 1500	55	(VAZ 2105 / ..3)		07/'88->	W20EPR-U	3047	D2	0,7	IW20	106	VW20
1.6 1600	57-62	(VAZ 2107 / ..4)		05/'81-06/'88	W20EP-U	3043	D4	0,7	IW20	106	VW20
1.6 1600	57-62	(VAZ 2107 / ..4)		07/'88->	W20EPR-U	3047	D2	0,7	IW20	106	VW20
1.7 1700 i	59	(2104 4 / 2107 3)		11/'94->	W20EPR-U11	3049	D13	1,1	IW20	106	VW20
1.7 1700 i	62	(2104 4 / 2107 3)		08/'94->	W20EPR-U11	3049	D13	1,1	IW20	106	VW20
OKA											
0.7			Cat	'92->	W20EPR-U	3047	D2	0,7	IW20	106	VW20
RIVA											
1.3 1200	47	OHC - 21012	(GB)	11/'85->	W20EP-U	3043	D4	0,6	IW20	106	VW20
1.3 1300	49	OHC - 21056		11/'85->	W20EP-U	3043	D4	0,6	IW20	106	VW20
1.5 1500	55	OHC - 21026	(GB)	11/'85->	W20EP-U	3043	D4	0,6	IW20	106	VW20
1.6 1600	63	OHC - 21062		01/'86->	W20EP-U	3043	D4	0,6	IW20	106	VW20
SAMARA / SPUTNIK											
1.1	41	(VAZ 2108)		01/'86-06/'88	W20EP-U	3043	D4	0,7	IW20	106	VW20
1.1	41	(VAZ 2108)		07/'88->	W20EPR-U	3047	D2	0,7	IW20	106	VW20
1.1	39	(VAZ 2108)	Cat	'93->	W20EPR-U	3047	D2	0,7	IW20	106	VW20
1.3	46-48	(VAZ 2108 / 2109)	W/W Cat	01/'86-06/'88	W20EP-U	3043	D4	0,7	IW20	106	VW20
1.3	46-48	(VAZ 2108 / 2109)	W/W Cat	07/'88->	W20EPR-U	3047	D2	0,7	IW20	106	VW20
1.3 i	50	(VAZ 2108 / 2109)	Cat	02/'96->	W20EPR-U11	3049	D13	1,1	IW20	106	VW20
1.5	55	(VAZ 2108 / 2109..)		01/'86-06/'88	W20EP-U	3043	D4	0,7	IW20	106	VW20
1.5	55	(VAZ 2108 / 2109..)		07/'88->	W20EPR-U	3047	D2	0,7	IW20	106	VW20
1.5	50-53	(VAZ 2108 / 21093)	Cat	01/'86-06/'88	W20EP-U	3043	D4	0,7	IW20	106	VW20
1.5	50-53	(VAZ 2108 / 21093)	Cat	07/'88->	W20EPR-U	3047	D2	0,7	IW20	106	VW20
1.5 i	51	(VAZ 2108 / 2109..)	W/W Cat	11/'94->	W20EPR-U11	3049	D13	1,1	IW20	106	VW20
1.5 i Sport	65	(VAZ 2108 / 2109..)	W/W Cat	'96->	W20EPR-U11	3049	D13	1,1	IW20	106	VW20
SAMARA FUN											
1.1	39			09/'91->	W20EPR-U	3047	D2	0,7	IW20	106	VW20
1.3	45-48			09/'91->	W20EPR-U	3047	D2	0,7	IW20	106	VW20
1.5	50-53			09/'91->	W20EPR-U	3047	D2	0,7	IW20	106	VW20
TOSCANA											
1.4	55	(VAZ 2101 / 2107)		01/'86-06/'88	W20EP-U	3043	D4	0,7	IW20	106	VW20



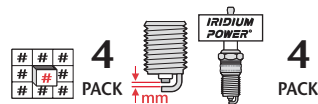
KW



LADA / SHIGULI <i>continued</i>												
1.4	55	(VAZ 2101 / 2107)			07/'88->	W20EPR-U	3047	D2	0,7	IW20	106	VW20
LAMBORGHINI												
COUNTACH												
4.0 LP 400	305				'71-'79	W24ES-ZU	4032	-	0,6	IW24	116	
4.8 S S	350	L 503			05/'82-01/'85	W22EPR-ZU	3281	-	0,5	IW22	107	VW22
4.8 S S	340	L 505	(USA)		04/'84-12/'89	W22EPR-ZU	3281	-	0,5	IW22	107	VW22
5.2 S Quattrovalvole	335	LP 112 D (V-12)		Carb	'89->	X27ESR-ZU	4172	-	0,7	IX27	173	
5.2 i S Quattrovalvole	314	LP 112 D (V-12, K-Jetronic)		Cat	'88->	X27ESR-ZU	4172	-	0,7	IX27	173	
DIABLO												
5.7 V-12	362				'90->	X27ESR-ZU	4172	-	0,7	IX27	173	
5.7 V-12 4x4	362	VT			'93->	X27ESR-ZU	4172	-	0,7	IX27	173	
GALLARDO												
5.0 all	368-390	L510			03/'03->	PK22PR8	3273	-	0,8			VK22
LM 002												
5.2 (4x4)	331	L 510			01/'86->	X27ESR-ZU	4172	-	0,7	IX27	173	
5.2	415	L 510			04/'86-06/'92	X27ESR-ZU	4172	-	0,7	IX27	173	
LANCIA												
DEDRA												
1.6 i.e.	66	159 B 9.000		Cat	'94->	Q22PR-U	3010	D23	0,9	IK22	110	VK22
1.6 i.e.	65	835 A 1.000 (IAW-Inj)			01/'89-07/'92	W22EPR-U	3088	D19	0,7	IW22	107	VW22
1.6 i.e.	55	835 C 1.000		Cat	04/'93->	Q22PR-U	3010	D23	0,9	IK22	110	VK22
1.6 i.e.	57	835 A 1.046		Cat	08/'89->	W20EPR-U	3047	D2	0,8	IW20	106	VW20
1.8 i.e.	74	836 A 5.000		Cat	'94->	Q22PR-U	3010	D23	0,9	IK22	110	VK22
1.8 i.e.	80	835 A 2.000 (IAW-Inj)			01/'89-'93	W20EPR-U	3047	D2	0,7	IW20	106	VW20
1.8 i.e.	77	835 A 2.046		Cat	09/'89->	W20EPR-U	3047	D2	0,8	IW20	106	VW20
1.8 i LE (16V)	83				03/'96->	K20TNR	3304	-	0,8	IK20	104	VK20Y
1.8 i 16V .. / GT	96	(V.V.T.)			03/'96->	K20TNR	3304	-	0,8	IK20	104	VK20Y
2.0 i 16V - / 4x4 / Integrale	102	836 A 3.000		Cat	'94->	W22EPR-U	3088	D19	0,7	IW22	107	VW22
2.0 i.e.	86	835 A 5.000 (IAW-Inj)			01-89-07/'92	W20EPR-U	3047	D2	0,7	IW20	106	VW20
2.0 i.e.	83	835 A 5.046		Cat	09/'89->	W20EPR-U	3047	D2	0,7	IW20	106	VW20
2.0 i.e. Integrale	124-132	835 A 7.000/7.046		W/O Cat	06/'90-'93	K22PBR-S	5062	-	0,9	IK22	110	VK22
2.0 i.e. Turbo	119	835 A 8.000/8.046		W/O Cat	06/'90->	K22PBR-S	5062	-	0,9	IK22	110	VK22
DELTA												
1.1 (831)	47	831 B 8.000			01/'86-12/'90	W20EPR-U	3047	D2	0,7	IW20	106	VW20
1.3 (831)	55	831 B 000			'83-'93	W22EPR-U	3088	D19	0,7	IW22	107	VW22
1.3 (831)	55-58	831 A2.			09/'79-08/'92	W20EPR-U	3047	D2	0,7	IW20	106	VW20
1.4 (836) i.e. / i	51	160 A 1.046 / 836 A4			01/'93->	W20EPR-U	3047	D2	0,9	IW20	106	VW20
1.5 (831)	59-63	831 A. / B 1..			09/'79-'93	W22EPR-U	3088	D19	0,7	IW22	107	VW22
1.5 (831) i.e.	55	138 C..		Cat	12/'85-10/'87	W22EPR-U	3088	D19	0,7	IW22	107	VW22
1.6 (831) i.e.	55	835 C 1.000			01/'93->	K22PBR-S	5062	-	0,9	IK22	110	VK22
1.6 (831) i.e.	66-80	831 B 7..(IAW) / 149 C2.		Cat	05/'86-08/'92	W20EPR-U	3047	D2	0,9	IW20	106	VW20
1.6 (831) GT i.e	80	831 A 4 / 831 B7.000			11/'82-'93	W22EPR-U	3088	D19	0,7	IW22	107	VW22
1.6 (831) HF Rally Turbo i.e.	97	831 B 7.046 (IAW)		Cat	04/'87-'93	W20EPBR-S	5067	D1	0,9	IW20	106	VW20
1.6 (831) HF 1600 Turbo (i.e.)	103	831 B 3. (IAW-Inj /DK..)			06/'83-08/'92	W20EPBR-S	5067	D1	0,7	IW20	106	VW20
1.6 (831) HF Turbo (i.e.)	95-103	831 A 7.000 / 831 B3			'92-'93	W22EPR-U	3088	D19	0,7	IW22	107	VW22
1.6 (836) i LE	66				03/'96->	K20TNR	3304	-	0,8	IK20	104	VK20Y
1.6 (836) i.e. 16V	76				'95->	K22PBR-S	5062	-	0,8	IK22	110	VK22
1.8 (836) i.e.	76	835 C 2.000			01/'93->	W22EPR-U	3088	D19	0,9	IW22	107	VW22
1.8 (836) i.e.	66	836 A 6.000			'95->	W20EPR-U	3047	D2	0,9	IW20	106	VW20
1.8 (836) i LE (16V)	83				03/'96->	K20TNR	3304	-	0,8	IK20	104	VK20Y
1.8 (836) i 16V V.V.T. (GT/HPE)	96				'96->	K20TNR	3304	-	0,8	IK20	104	VK20Y
2.0 (831) HF Turbo 4x4	122	831 B 5.000 (IAW-Inj)			05/'86-09/'87	W22EPB	5066	-	0,7	IW22	107	VW22
2.0 (831) HF Integrale / HF 4x4	133	831 C 5.000 (IAW-Inj)		Turbo	10/'87-02/'89	W22EPB	5066	-	0,7	IW22	107	VW22
2.0 (831) Integrale 8V	130	831 GH 8 E.000 (IAW-Inj.)		Turbo, Cat	03/'89-12/'92	W20EPBR-S	5067	D1	0,7	IW20	106	VW20
2.0 (831) Integrale 16V	144	831 D 5.000 (IAW-Inj)		Turbo	03/'89-09/'91	W22EPB	5066	-	0,7	IW22	107	VW22
2.0 (831) HF Integrale Evo.16V	151	831 E 5.000		Turbo	03/'91-'93	W22EPB	5066	-	0,7	IW22	107	VW22
2.0 (831) HF Integrale Spec. Ed.	155	831 E 5.046		Turbo, Cat	'93-'95	W20EPBR-S	5067	D1	0,7	IW20	106	VW20
2.0 (836) i.e. 16V GT	102	836 A 3.000			01/'93->	W22EPR-U	3088	D19	0,9	IW22	107	VW22
2.0 (836) i.e. 16V HF Turbo (HPE)	137	836 A 2.000			01/'93->	W22EPB	5066	-	0,8	IW22	107	VW22
KAPPA												
2.0 i 20V LS / LE	107	838 A 1.000		5 Cyl.	01/'95->	K20TNR	3304	-	0,8	IK20	104	VK20Y
2.0 i 16V LS / LE Turbo	151	838 A 4.000		4 Cyl.	01/'95->	W20EPBR-S	5067	D1	0,6	IW20	106	VW20
2.0 i 20V LS / LE	114			5 Cyl.	02/'96->	K20TNR	3304	-	0,8	IK20	104	VK20Y
2.0 i Turbo 20V LS / LE	162	Turbo		5 Cyl.	08/'98->	PK20PR-P8	3245	P27	0,8			VK20Y
2.4 i 20V LS / LE / LX	129	838 A 2.000 (5.20 VIS)		5 Cyl.	01/'95->	K20TNR	3304	-	0,8	IK20	104	VK20Y
3.0 i V-6 24V LS / LX (Alfa)	150	838 B 000		6 Cyl.	01/'95->	PK20PR-P8	3245	P27	0,8			VK20Y
LYBRA												
1.6 i 16V	70	182 A4 (DOHC)			09/'99->	K16PR-U	3191	D77	0,8	IK16	103	VK16
1.8 i 16V	96	839 A4. (DOHC)			09/'99->	K20TNR	3304	-	0,9	IK20	104	VK20Y
2.0 i 20V	113	182 A1.000 (DOHC)		5 Cyl.	09/'99->	K20TNR	3304	-	0,9	IK20	104	VK20Y



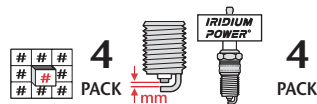
KW



LANCIA continued											
MUSA											
1.4 i	57	350 A1.000		09/05->	XU22EPR-U	3179	-	1,0	IXU22	108	VXU22
1.4 16V	70	843 A1.000		09/04->	XU22EPR-U	3179	-	1,0	IXU22	108	VXU22
PHEDRA											
2.0 16V	100	EW10J4 (RFN)		09/02->	K16HPR-U11	6076	D166	0,9	IKH16	143	VKH16
3.0 V-6 24V	150	ES9 J4S (XFW)		09/02->	VKH16	5617	V17	1,1	IKH16	143	VKH16
PRISMA											
1.3	55	831 A 2.. / B 000		12/82-93	W22EPR-U	3088	D19	0,7	IW22	107	VW22
1.5	55-63	831 A 3.. / ..A1.. / ..B 1..		12/82-90	W22EPR-U	3088	D19	0,8	IW22	107	VW22
1.5 i.e.	55	138 C..	Cat	12/85-87	W22EPR-U	3088	D19	0,7	IW22	107	VW22
1.6 i.e.	66	149 C 2.000	Cat	05/86-12/89	W20EPR-U	3047	D2	0,7	IW20	106	VW20
1.6 i.e.	68-80	831 B 7..IAW / B.. SPI	Cat	05/86-12/89	W22EPR-U	3088	D19	0,7	IW22	107	VW22
1.6	71-77	831 A 4. / ..B 6.		12/82-12/89	W22EPR-U	3088	D19	0,7	IW22	107	VW22
2.0 4x4	85	831 B 4.000 IAW-Inj		04/86-89	W22EPR-U	3088	D19	0,7	IW22	107	VW22
2.0 Integrale	82	831 B 4.046	Cat	07/87-12/89	W22EPR-U	3088	D19	0,7	IW22	107	VW22
THEMA											
2.0 i.e.	86-88	834 B 0.000 / B1.000		11/84-92	W20EPR-U	3047	D2	0,7	IW20	106	VW20
2.0 i.e.	83-85	834 B 0.. / ..B146	Cat	03/86-09/88	W22EPR-U	3088	D19	0,9	IW22	107	VW22
2.0 i.e.	84	834 B 146	Cat	05/92-95	W22EPR-U	3088	D19	0,6	IW22	107	VW22
2.0 i.e. 16V	108	834 B 2..		06/88-05/92	W20EPR-U	3047	D2	0,9	IW20	106	VW20
2.0 i.e. 16V	107	834 B 2.000	Cat	02/89-05/92	W20EPR-U	3047	D2	0,7	IW20	106	VW20
2.0 i.e. 16V	112	834 F 1.000		05/92-96	W20EPR-U	3047	D2	0,9	IW20	106	VW20
2.0 i.e. Turbo	110-122	834 C 000 / C 146	W/O Cat	11/84-05/90	K22PBR-S	5062	-	0,7	IK22	110	VK22
2.0 i.e. 16V Turbo	130	834 C 146	Cat	04/89-05/92	K22PBR-S	5062	-	0,9	IK22	110	VK22
2.0 i.e. 16V Turbo	133/136	834 C 1000		06/88-12/89	W22EPR-U	3088	D19	0,7	IW22	107	VW22
2.0 i.e. 16V Turbo	133	834 C 1000		01/90-05/92	K22PBR-S	5062	-	0,9	IK22	110	VK22
2.0 i.e. 16V Turbo	148	834 F 2.000	Cat	05/92-95	K22PBR-S	5062	-	0,9	IK22	110	VK22
2.9 V-6	110	PRV 834 AB..		11/84-09/88	T20EPR-U	5032	D7	0,9	IT20	126	VT20
2.9 V-6	110	834 E 000		06/88-09/91	T20EPR-U	5032	D7	0,9	IT20	126	VT20
2.9 V-6	100/108	834 E 146	W/O Cat	06/88-09/91	T22EP-U	5040	-	0,6	IT22	127	
2.9 8.32	158	Ferrari F105L 046/F150L	W/W Cat	86-92	X24ESR-U	4101	-	0,6	IX24	172	
3.0 V-6 i.e.	128	834 F.000	(Alfa V-6)	05/92->	W20EPR-U	3047	D2	0,7	IW22	107	VW22
THESIS											
2.0 i 20V Turbo	136	841 E 000		04/02->	PK20PR-P8	3245	P27	0,8			VK20
2.4 i 20V	125	841 D 000		04/02->	K20PR-U	3145	D22	0,8	IK20	104	VK20
3.0 i V-6 24V	158	841 A 000		04/02->	PK20PR-P8	3245	P27	0,8			VK20
3.2 i V-6 24V	169	841 A 000		05/03->	PK20PR-P8	3245	P27	0,8			VK20
Y 10											
1.0 Fire / Fire 4x4	32-37	156 A 2.000 / A2.048		03/85-93	Q20PR-U	3007	D12	0,7	IK20	104	VK20Y
1.0 Fire i.e	33	156 A 2.256	W/W Cat	88-96	Q20PR-U	3007	D12	0,7	IK20	104	VK20Y
1.0 Fire i.e. / 4x4 i.e.	33	156 A 2.146	Cat	10/87-07/89	Q20PR-U	3007	D12	0,7	IK20	104	VK20Y
1.1 Touring	38-41	156 A 000		03/85-02/89	W20EPR-U	3047	D2	0,7	IW20	106	VW20
1.1 Turbo	63	156 A 1.000		03/85-02/89	W24ESR-U	4033	-	0,7	IW24	116	
1.1 LX i.e. / Fire 4x4 i.e.	41	156 C.000		01/89-09/92	Q20PR-U	3007	D12	0,7	IK20	104	VK20Y
1.1 LX/ i.e. / i.e. 4x4 / Selectra	37	156 C 046	Cat	07/89-96	Q20PR-U	3007	D12	0,8	IK20	104	VK20Y
1.3 GT i.e	54-57	156 B.000		11/87-09/92	W20EPR-U	3047	D2	0,7	IW20	106	VW20
1.3 i.e. / GT i.e	53	146 A 5.046	Cat	02/89-96	W20EPR-U	3047	D2	0,7	IW20	106	VW20
Y / YPSILON											
1.1 (1) i	40	176.B2		04/97-10/03	K20PR-U	3145	D22	0,8	IK20	104	VK20Y
1.2 (1)	44	840 A3000		96-10/03	Q20PR-U	3007	D12	0,8	IK20	104	VK20Y
1.2 (1) i 16V	63	176.B9. (Fire)		04/97-10/03	XU24EPR-U	3312	-	0,9	IXU24	109	VXU24
1.2 (2) i 8V	44	188A.4 (SOHC)		10/03->	K16PR-U	3191	D77	0,9	IK16	103	VK16
1.2 (2) i 16V	59	188A.5 (DOHC)		10/03->	XU22EPR-U	3179	-	0,9	IXU22	108	VXU22
1.4 (1) i 12V	59	840 A2000		96-10/03	K20TNR	3304	-	0,8	IK20	104	VK20Y
1.4 (2) i 16V	70	8438A.1 (DOHC)		10/03->	K20TNR	3304	D112	0,8	IK20	104	VK20
Z / ZETA											
2.0 i	89	RFU (PSA XU10 J2C/Z)		94->	K20TXR	5063	D20	0,9	IK20	104	VK20Y
2.0 Ti Turbo	108	RGX (PSA XU10 J2TE/Z)		94->	K20TXR	5063	D20	0,9	IK20	104	VK20Y
LAND ROVER											
DEFENDER											
2.5	62			08/90->	W20EP-U	3043	D4	0,8	IW20	106	VW20
3.5 i V-8	100	OHV V-8		08/90->	W16EPR-U	3021	D6	0,9	IW16	105	VW16
3.9 i V-8	125-135	OHV V-8	Cat	91->	W16EPR-U	3021	D6	0,9	IW16	105	VW16
DISCOVERY											
2.0 (1) i	100	20 (T4)		93->	K20PR-U	3145	D22	0,8	IK20	104	VK20Y
3.5 (1) V-8	108	(Carb.)		09/89-09/90	W20EPR-U	3047	D2	0,8	IW20	106	VW20
3.5 (1) i V-8	100-122	22D	W/W Cat.	09/89->	W16EPR-U	3021	D6	0,8	IW16	105	VW16
3.9 (1) i V-8	107-113			09/89-08/94	W16EPR-U	3021	D6	0,9	IW16	105	VW16
3.9 (2) i V-8	134			08/94->	W16EPR-U	3021	D6	0,9	IW16	105	VW16
4.0 (2) i V-8	134			06/94-99	W16EPR-U	3021	D6	0,9	IW16	105	VW16
4.0 (2) i V-8	136	40 D (V-8) (Thor)		99->	PK16PR11	3264	P22	1,0			VK16



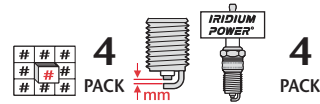
KW



LAND ROVER <i>continued</i>												
4.0 (3)	i V-6 24V	160	(FORD V-6)		10/'04->	PT16EPR-L13	5070	P18	1,3	IT16	I25	VT16
4.4 (3)	i V-8 32V	220	(JAGUAR V-8)		10/'04->	SK16PR-A11	3400	S8	1,0	IK16	I03	VK16
FREELANDER												
1.8	i 16V	86-88	18 KV 4		02/'98->	PK20PR-L11	3142	P15	1,1			VK20
2.5	i V-6	130	25K4F		09/'00->	PK20PR-L11	3142	P15	1,1			VK20
LAND-ROVER												
2.3		55			09/'63-08/'83	W16EP-U	3018	D8	0,8	IW16	I05	VW16
2.3		50-51			09/'83-12/'86	T20EP-U	5031	D5	0,6	IT20	I26	VT20
2.5		62			09/'83-07/'90	W20EP-U	3043	D4	0,8	IW20	I06	VW20
2.6		68			09/'67-03/'82	W16ES-U	3025	-	0,8	IW16	I05	VW16
3.5	V-8	103			09/'83-07/'90	W20EP-U	3043	D4	0,8	IW20	I06	VW20
RANGE ROVER												
3.5 (1)	V-8		(Short reach 1/2" , 12.7mm)		'70-'76	W16FP-U	4019	-	0,7	IWF16	I59	
3.5 (1)	V-8	95			06/'70-07/'81	W16EP-U	3018	D8	0,6	IW16	I05	VW16
3.5 (1)	V-8	93			08/'81-09/'90	W20EP-U	3043	D4	0,8	IW20	I06	VW20
3.5 (1)	i V-8	120	23D / 24D / 25D (Efi)		10/'85-09/'90	W20EPR-U	3047	D2	0,8	IW20	I06	VW20
3.5 (1)	i V-8	110	23D / 24D / 25D (Efi)	Cat	01/'87-09/'90	W16EPR-U	3021	D6	0,9	IW16	I05	VW16
3.9 (1)	i V-8	127-134	37D / 38D (AT)		'87-'94	W16EPR-U	3021	D6	0,9	IW16	I05	VW16
3.9 (1)	i V-8	134	35 D / 36 D (AT)		'87-'94	W16EPR-U	3021	D6	0,9	IW16	I05	VW16
3.9 (2 - LP)	i V-8	140	42 D (V-8)		07/'94->	W16EPR-U	3021	D6	0,9	IW16	I05	VW16
4.0 (2 - LP)	i ... / SE	136	40 D (V-8)		07/'94-'99	W16EPR-U	3021	D6	0,9	IW16	I05	VW16
4.0 (2 - LP)	i ... / SE	136	40 D (V-8) (Thor)		'99->	PK16PR11	3264	P22	1,0			VK16
4.2 (1)	i V-8	149	40D / 42 D		'92-'94	W16EPR-U	3021	D6	0,9	IW16	I05	VW16
4.2 (2 - LP)	i	149	42 D (V-8)		07/'94->	W16EPR-U	3021	D6	0,9	IW16	I05	VW16
4.4 (3 - LM)	i V-8	210	M 62 B44		03/'02->	K20TXR	5063	D20	0,9	IK20	I04	VK20Y
4.6 (2 - LP)	i ... / HSE	160	46 D (V-8)		07/'94-'99	W16EPR-U	3021	D6	0,9	IW16	I05	VW16
4.6 (2 - LP)	i ... / HSE	160	46 D (V-8) (Thor)		'99->	PK16PR11	3264	P22	1,0			VK16
LEXUS												
GS												
300 - 3.0	i V-6 24V (JZS147)	156	2JZ-GE (DOHC)		08/'93-08/'95	PK16R11	3134	P8	1,1	SK16R11	S1	VK16
300 - 3.0	i V-6 24V (JZS147)	156	2JZ-GE (DOHC)		08/'95-08/'97	PK20R11	3128	P6	1,1	SK20R11	S2	VK20
300 - 3.0	i V-6 24V (JZS160)	165	2JZ-GE (DOHC VVT-i)		08/'97-07/'00	PK20TR11	3253	-	1,1	SK20R-P11	S5	VK20
300 - 3.0	i V-6 24V (JZS160)	165	2JZ-GE (DOHC VVT-i)		07/'00-01/'05	SK20R-P11	3398	S5	1,1			VK20
300 - 3.0	i V-6 24V (GRS190)	183	3GR-FE		01/'05->	VKH20	5618	V18	1,1	IKH20	I44	VKH20
400 - 4.0	i V-8 32V (JZS160)	216	1UZ-FE		12/'97-11/'00	SK20R11	3297	S2	1,1	IK20	I04	VK20
430 - 4.3	i V-8 32V (UZS161)	210	3UZ-FE (VVT-i)		11/'00-01/'05	SK20R11	3297	-	1,1			VK20
430 - 4.3	i V-8 32V (UZS190)	208	3UZ-FE		01/'05->	SK20R11	3297	S2	1,1	IK20	I04	VK20
GX												
470 - 4.7	i V-8 32V (UZJ120)	200	2UZ-FE	(USA)	11/'02->	SK20R11	3297	S2	1,1	IK20	I04	VK20
IS												
200 - 2.0	i V-6 24V (JCE10)	114	1GE-FE		01/'99->	SK20R11	3297	S2	1,1	IK20	I04	VK20
300 - 3.0	i V-6 24V (GXE10)	157	2JZ-GE		07/'01->	SK20R-P11	3398	S5	1,1			VK20
LS												
400 - 4.0	i V-8 32V (UCF10)	180	1UZ-FE		12/'89-10/'94	PK20R11	3128	P6	1,1	SK20R11	S2	VK20
400 - 4.0	i V-8 32V (UCF20)	194	1UZ-FE		10/'94-08/'96	PK20R8	3127	P26	0,8			VK20Y
400 - 4.0	i V-8 32V (UCF20)	194	1UZ-FE		08/'96-07/'97	PK20R11	3128	P6	1,1	SK20R11	S2	VK20
400 - 4.0	i V-8 32V (UCF20)	209	1UZ-FE (VVT-i)		07/'97->	SK20R11	3297	-	1,1			VK20
430 - 4.3	i V-8 32V (UCF30)	210	3UZ-FE (VVT-i)		08/'00->	SK20R11	3297	-	1,1			VK20
460 - 4.6	i V-8 32V (USF4#)	279	1UR-FE		04/'06->	SK20HR11			1,1			
LX												
450 - 4.5	i V-6 24V	165	1FZ-FE (DOHC)		01/'96->	K16R-U	3119	D30	0,8	IK16	I03	VK16
470 - 4.7	i V-8 32V (UZJ100)	168	2UZ-FE		02/'98->	SK20R11	3297	-	1,1			VK20
RX												
300 - 3.0	i V-6 24V (MCU15)	165	1MZ-FE	(USA)	01/'98->	SK20R11	3297	-	1,1			VK20
300 - 3.0	i V-6 24V (MCU15)	162	1MZ-FE (DOHC VVT-i)		07/'00->	SK20R11	3297	-	1,1			VK20
300 - 3.0	i V-6 24V (MCU35)	150	1MZ-FE		03/'02->	SK20R11	3297	S2	1,1	IK20	I04	VK20
330 - 3.3	i V-6 24V (MCU38)	170	3MZ-FE	(USA)	03/'02->	SK20R11	3297	S2	1,1	IK20	I04	VK20
350 - 3.5	i V-6 24V (GSU35)	203	2GR-FE		01/'06->	FK20HR11			1,1	-	-	-
400h - 3.0	i V-6 24V (MHU38)	150	3MZ-FE HYBRID		05/'03->	SK20R11	3297	S2	1,1	IK20	I04	VK20
SC												
300 - 3.0	i V-6 24V	156	2JZ-GE (DOHC)	(USA)	01/'92-'01	PK16R11	3134	P8	1,1	SK16R11	S1	VK16
400 - 4.0	i V-8 32V	216	1UZ-FE	(USA)	01/'92-'01	PK20R11	3128	P6	1,1	SK20R11	S2	VK20
430 - 4.3	i V-8 32V (UZZ40)	210	3UZ-FE (VVT-i)		05/'01->	SK20R11	3297	-	1,1			VK20
LINCOLN (EUROPE)												
CONTINENTAL												
3.8	i V-6	103-119	V-6 < 4 > (SFi)		'88-'95	T16NR-U11	5047	-	1,3	IT16	I25	VT16
4.6	i V-8 32V	194	V-8 < V > (MPI)		'96->	PT16EPR-L13	5070	P18	1,3			VT16
MARK VIII												
4.6	i V-8 32V	209	V-8 < V > (MPI)	Standard	09/'92-10/'94	T16EPR-U15	5023	-	1,5	IT16	I25	VT16
4.6	i V-8 32V	209	V-8 < V > (MPI)	Fast driving	09/'92-10/'94	T20EPR-U15	5033	-	1,5	IT20	I26	VT20



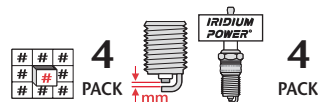
KW



LINCOLN (EUROPE) continued											
4.6	i V-8 32V	194	V-8 < V > (MPI)		'94->	PT16EPR-L13	5070	P18	1,3		VT16
NAVIGATOR											
5.4	i V-8 (4x4)	172	V-8 < L > (MPI)		'98->	PT16EPR-L13	5070	P18	1,3		VT16
TOWN CAR											
4.6	i V-8	157	V-8 < W >	Standard	'90-'94	T16EPR-U15	5023	-	1,5	IT16	I25 VT16
4.6	i V-8	157	V-8 < W >	Fast driving	'90-'94	T20EPR-U15	5033	-	1,5	IT20	I26 VT20
4.6	i V-8	194	V-8 < W > (MPI, SOHC)		'95->	PT16EPR-L13	5070	P18	1,4		VT16
5.0	i V-8	112	V-8 < F > (SFI)		09/'85-08/'91	T16NR-U11	5047	-	1,3	IT16	I25 VT16
LOTUS											
ECLAT											
2.0		118	907	(U.S.A)	'75-'80	W16EPR-U	3021	D6	0,7	IW16	I05 VW16
2.0		118	907		'75-'80	W20EPR-U	3047	D2	0,7	IW20	I06 VW20
2.0		118	907 (Electronic ignition)		'75-'80	W20EPR-U	3047	D2	0,9	IW20	I06 VW20
2.2		118	912		'80-'82	W20EPR-U	3047	D2	0,7	IW20	I06 VW20
ELAN											
1.5					'63-'75	W22EP-U	3085	D27	0,8	IW22	I07 VW22
1.6		88-93			'63-'75	W22EP-U	3085	D27	0,8	IW22	I07 VW22
1.6	i Turbo / S 2	121-123	Isuzu 4 XE 1		09/'89->	K20PR-U	3145	D22	0,9	IK20	I04 VK20Y
ELISE											
1.8	i 16V	87	Rover K-series VVT		'96->	PK20PR-L11	3142	P15	1,0		VK20
1.8	i 16V 111R	141	ZZZ-GE (DOHC VTL-i)	Toyota	'04->	SK20R11	3297	-	1,1		VK20
ESPRIT											
2.0	S 3	118	907		'74-'80	W22EP-U	3085	D27	0,8	IW22	I07 VW22
2.2	S 3	118-134	912		'80->	W22EPR-ZU	3281	-	0,8	IW22	I07 VW22
2.2	Turbo / Turbo SE	153-160	910 / S		'80->	W22EPR-ZU	3281	-	0,8	IW22	I07 VW22
2.2	S 4	197			'93->	W20ETR-L	3277	-	0,8	IW20	I06 VW20
2.2	Sport 300	225			'93->	W20ETR-L	3277	-	0,8	IW20	I06 VW20
3.5	V-8	256	V-8 Turbo		'97->	K20TNR-S9	3305	-	0,9	IK20	I04 VK20
EXCEL											
2.2	- / SE / SA	105-135	912 / S		'82->	W22EPR-ZU	3281	-	0,8	IW22	I07 VW22
EXIGE											
1.8	i 16V	132	Rover K-series VVT		'99-'04	IK22	5310	I10	0,9	IK22	I10 VK22
EUROPA											
2.0	S 2 / Twin Cam / Special				'68-'75	W22EP-U	3085	I10	0,7	IW22	I07 VW22
MASERATI											
222 / 224 / 228 / 420 / 422 / 424 / 430											
2.0	(222 / 422)	V-6	165	471	'88->	IW24	5316	I16	0,7	IW24	I16
2.0	(420)		133-136	452	03/'85-12/'86	W22EPR-ZU	3281	-	0,7	IW22	I07 VW22
2.0	(224 V / 424 V)	V-6 24V	180	475	'88->	XU24EPR-U	3312	-	0,8	IXU24	I09 VXU24
2.8	(222 SE / 228)	V-6	165-188	473	'88->	W22EPR-ZU	3281	-	0,7	IW22	I07 VW22
2.8	(228 / 430)	V-6	182	473	07/'87->	W24ES-ZU	4032	-	0,7	IW24	I16
2.8	(228 / 430)	V-6	165-188	473	'88->	W22EPR-ZU	3281	-	0,7	IW22	I07 VW22
3200 GT											
3.2	V-8 32V (Coupe/spider)	272	V-8 32V Biturbo		'98-'03	IU24	5362	I62	0,7	IU24	I62
4200 GT											
4.2	V-8 32V (Coupe/spider)	286	M138 (V-8 32V)		02->	IU24	5362	I62	0,7	IU24	I62
BITURBO											
2.0	222	162	471 (V-6)		01/'89-10/'89	W24EP-U	4028	-	0,7	IW24	I16
2.0	Coupe / Spider	133-136	452 (V-6)		07/'85-04/'87	IW24	5316	I16	0,8	IW24	I16
2.0	Coupe Si	151	471 (V-6)		09/'87-12/'88	IW24	5316	I16	0,8	IW24	I16
2.0	Coupe S	151	454 (V-6)		12/'81-02/'87	W24EP-U	4028	-	0,7	IW24	I16
2.5	425	140-147	453 (V-6)		01/'87-08/'87	IW24	5316	I16	0,8	IW24	I16
2.5	425	140-147	473 (V-6)		06/'84-12/'86	W24EP-U	4028	-	0,7	IW24	I16
2.5	2500 E / Coupe	140-147	453 (V-6)		09/'83-12/'86	W24EP-U	4028	-	0,7	IW24	I16
2.8	Spider 2800	165	473 (V-6)		01/'89->	W22EPR-ZU	3281	-	0,7	IW22	I07 VW22
2.8	222 E	182	473 (V-6)		01/'89-10/'89	W24ES-ZU	4032	-	0,6	IW24	I16
2.8	222 SE	165	473 (V-6)	Cat	11/'89->	W22EPR-ZU	3281	-	0,6	IW22	I07 VW22
GIBLI											
2.0	V-6 24V Biturbo	225		(I)	05/'92->	XU27EPR-U	3313	-	0,8	IXU27	I37
2.8	V-6 24V Biturbo	209	AM 473		06/'92->	XU27EPR-U	3313	-	0,8	IXU27	I37
QUATTROPORTE											
2.0	V-6 24V Biturbo	180-211	475		03/'94->	XU27EPR-U	3313	-	0,8	IXU27	I37
2.8	V-6 24V Biturbo	209			03/'94->	XU27EPR-U	3313	-	0,8	IXU27	I37
2.8	V-6 24V Biturbo	260	588 Evo		01/'99->	XU24EPR-U	3312	-	0,9	IXU24	I09 VXU24
3.2	V-8 32V	272	578 Evo		02/'99->	IU24	5362	I62	0,7	IU24	I62
SHAMAL											
3.2	V-8 32V Turbo	240	479		'91->	XU24EPR-U	3312	-	0,9	IXU24	I09 VXU24
SPIDER											
2.0	V-6	165	471		'88->	IW24	5316	I16	0,7	IW24	I16



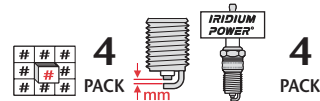
KW



MASERATI <i>continued</i>													
SPYDER													
4.2	V-8 32V	287			10/'01->	IU24	5362	I62	0,7	IU24	I62		
4.2	V-8 32V	294			06/'05->	IU24	5362	I62	0,7	IU24	I62		
MAYBACH													
57 / 62													
5.5	V-12 36V Biturbo (240)	405	M 285.950		'Twin spark'	09/'02->	VK20Y	5637	V37	0,9	IK20	I04	VK20Y
MAZDA													
2 (DEMIO)													
1.25	i 16V	55	FUJA / F8JB	1242cc		10/'02->	PT16VR10	5093		1,0	ITV16	I38	
1.4	i 16V	59	FXJA / FXJB			10/'02->	PT16VR10	5093		1,0	ITV16	I38	
1.6	i 16V	74	FYJA			10/'02->	PT16VR10	5093		1,0	ITV16	I38	
3 (AXELA)													
1.4	i 16V	60	ZJ (DOHC)			02/'04->	SK16PR-E11	3412	S22	1,1			VK16
1.6	i 16V	77	Z6 (DOHC)			09/'03->	SK16PR-E11	3412	S22	1,1			VK16
2.0	i 16V	110	LF (DOHC) (MZR) (Duratec)			09/'03->	ZT20EPR11	5087	-	1,1	IT20	I26	VT20
5													
1.8	i 16V	85	L8 (DOHC) (MZR) (Duratec)			03/'05->	ZT20EPR11	5087	-	1,1	IT20	I26	VT20
2.0	i 16V	107	LF (DOHC) (MZR) (Duratec)			03/'05->	ZT20EPR11	5087	-	1,1	IT20	I26	VT20
6 (ATENZA)													
1.8	i 16V	88	L8 (DOHC) (MZR) (Duratec)			'02->	ZT20EPR11	5087	-	1,1	IT20	I26	VT20
2.0	i 16V	104	LF (DOHC) (MZR) (Duratec)			'02->	ZT20EPR11	5087	-	1,1	IT20	I26	VT20
2.0	i 16V	108				03/'05->	ITV16	5338	I38	1,3	ITV16	I38	-
2.3	i 16V	122	L3 (DOHC) (MZR) (Duratec)			'02->	ZT20EPR11	5087	-	1,1	IT20	I26	VT20
121													
1.1 (1 - DA)	1100	38-42	B 1			'87-11/'90	W16EPR-U	3021	D6	0,8	IW16	I05	VW16
1.1 (1 - DA)	1100	38-41	B 1	(A, CH, S)		'89-11/'90	W16EPR-U11	3201	D100	1,1	IW16	I05	VW16
1.1 (2 - DB)	1100	40	B 1	Cat		'90->	W16EPR-U	3021	D6	0,9	IW16	I05	VW16
1.25 (3 - ZQ)	i 16V	55	Ford Zetec E (16V) (1,25) (ZH14)			03/'96->	PT16VR10	5093		1,0	ITV16	I38	
1.3 (1 - DA)	1300	40-44	B 3			'87-11/'90	W16EPR-U	3021	D6	0,9	IW16	I05	VW16
1.3 (1 - DA)	1300	40-44	B 3 (Carb. + Cat)	(A, CH, S)		'87-11/'90	W16EPR-U11	3201	D100	1,1	IW16	I05	VW16
1.3 (2 - DB)	1300 i 16V	39-40	B 3 EGi			'91->	K16PR-U11	3130	D21	1,1	IK16	I03	VK16
1.3 (2 - DB)	1300 i 16V	53-56	B 3 EGi			11/'90->	K16PR-U11	3130	D21	1,1	IK16	I03	VK16
1.3 (3 - ZQ)	i	37	Ford Endura E			03/'96->	PT16EPR-L13	5070	P18	1,0	IT16	I25	VT16
1.3 (3 - ZQ)	i	44	Ford Endura E			03/'96->	PT16EPR-L13	5070	P18	1,0	IT16	I25	VT16
1.4 (2 - DB)	1400 i 16V	54-56	B 3			11/'90->	K16PR-U11	3130	D21	1,1	IK16	I03	VK16
323													
1.1 (BF)	1100	40	E 1			'80-'87	W16EPR-U	3021	D6	0,8	IW16	I05	VW16
1.3 (BF)	1300	50	B 3 EGi			04/'87-06/'89	W16EPR-U11	3201	D100	1,1	IW16	I05	VW16
1.3 (BF)	1300	44-50	E 3 / B 3			05/'85-06/'89	W16EPR-U	3021	D6	0,9	IW16	I05	VW16
1.3 (BF)	1300	44-55	E 3			'80-'87	W16EPR-U	3021	D6	0,8	IW16	I05	VW16
1.3 (BF)	1300	49	B 3 EGi (OHC)			06/'89-03/'91	W16EPR-U	3021	D6	0,8	IW16	I05	VW16
1.3 (BF)	1300 16V ... / i	54	B 3 / B 3 EGi	Cat		06/'89-06/'94	K16PR-U11	3130	D21	1,1	IK16	I03	VK16
1.3 (BF)	1300 16V	54	B 3 (OHC) (Leaded)			06/'89-06/'94	K16PR-U	3191	D77	0,8	IK16	I03	VK16
1.3 (BG)		49	B 3 EGi (OHC)			06/'89-'91	W16EPR-U	3021	D6	0,8	IW16	I05	VW16
1.3 (BG)	i 16V	54	B 3 (OHC) (Leaded)			'89-'94	K16PR-U	3191	D77	0,8	IK16	I03	VK16
1.3 (BG)	i 16V	54	B 3 (OHC) (Unleaded)	Cat		'89-'94	K16PR-U11	3130	D21	1,1	IK16	I03	VK16
1.3 (BA)	i 16V	54	B 3 (OHC)			06/'94-'99	K16PR-U11	3130	D21	1,1	IK16	I03	VK16
1.3 (BJ)	i 16V (3-Door hatchback)	54	B 3 (OHC)			02/'97-'02	K16PR-U11	3130	D21	1,1	IK16	I03	VK16
1.3 (BJ)	i 16V (Sedan/Fastbreak)	55	B 3 E (OHC, Dis)			07/'98-01/'01	K16PR-U11	3130	D21	1,1	IK16	I03	VK16
1.3 (BJ)	i 16V (Sedan/Fastbreak)	55	B 3 (SOHC, Dis)			01/'01-'03	K16PR-U11	3130	D21	1,1	IK16	I03	VK16
1.4 (BF)	1400	44-50	B 3 E / E3	W/W Cat		'85-'89	W16EPR-U	3021	D6	0,8	IW16	I05	VW16
1.4 (BF)	1400	44-49	B 3 EGi	W/W Cat		04/'87-06/'89	W16EPR-U11	3201	D100	1,1	IW16	I05	VW16
1.4 (BF)	1400	44-49	B 3 EGi (OHC)	W/W Cat		06/'89-08/'90	W16EPR-U	3021	D6	0,8	IW16	I05	VW16
1.4 (BG)	16V	49	E 3 (OHC) (Carb.)	W/W Cat		08/'90-06/'94	K16PR-U	3191	D77	0,8	IK16	I03	VK16
1.4 (BG)	i 16V	54	E 3 (OHC)	Cat		08/'90-06/'94	K16PR-U11	3130	D21	1,1	IK16	I03	VK16
1.4 (BA)	i 16V	54	B 3 (OHC)			06/'94-'99	K16PR-U11	3130	D21	1,1	IK16	I03	VK16
1.5 (BF)	1500	52-65	E 5	(GB)		'85-'87	W20EPR-U	3047	D2	0,8	IW20	I06	VW20
1.5 (BF)	1500	52-65	E 5 / B 5 / D 5			'80-'89	W16EPR-U	3021	D6	0,8	IW16	I05	VW16
1.5 (BA)	i 16V	65	Z 5 (D) (DOHC)			06/'94-'99	K16PR-U11	3130	D21	1,1	IK16	I03	VK16
1.5 (BJ)	i 16V (3-Door hatchback)	65	Z 5 (DOHC)			02/'97-'02	K16PR-U11	3130	D21	1,1	IK16	I03	VK16
1.5 (BJ)	i 16V (Sedan/Fastbreak)	65	ZLD/ZLV (DOHC, D-Dli)			07/'98-01/'01	K16PR-U11	3130	D21	1,1	IK16	I03	VK16
1.5 (BJ)	i 16V (Sedan/Fastbreak)	65	ZLD/ZLV (DOHC, D-Dli)			07/'98-01/'01	K16PR-U11	3130	D21	1,1	IK16	I03	VK16
1.6 (BF)	1600 GT / 1.6 i	77	B 6 EGi (Leaded)			'85-'89	W20EPR-U	3047	D2	0,8	IW20	I06	VW20
1.6 (BF)	1600	55-63	B 6 / B6 EGi			'85-'89	W16EPR-U11	3201	D100	1,1	IW16	I05	VW16
1.6 (BF)	Turbo (4x4) (Formule 4)	103-110	B 6 EGi DOHC (Leaded)			'86-09/'89	Q20PR-U	3007	D12	0,8	IQ20	I02	VQ20
1.6 (BF)	Turbo (4x4) (Formule 4)	103-110	B 6 EGi DOHC (Unleaded)	(CH, S) Cat		'86-09/'89	Q20PR-U11	3008	D11	1,1	IQ20	I02	VQ20
1.6 (BG)	i	62-66	B 6 EGi (OHC)			'89-'91	W16EPR-U	3021	D6	0,8	IW16	I05	VW16
1.6 (BG)	i	62-66	B 6 EGi (OHC, 8V)	Cat		06/'89-'91	W20EPR-U11	3049	D13	1,1	IW20	I06	VW20
1.6 (BG)	i 16V	64	B 6 (OHC) (Leaded)			'89-'94	K16PR-U	3191	D77	0,8	IK20	I04	VK20Y
1.6 (BG)	i 16V	65	B 6 (OHC) (Unleaded)	Cat		'89-'94	K16PR-U11	3130	D21	1,1	IK20	I04	VK20



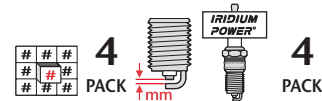
KW



MAZDA continued											
1.6 (BJ)	i 16V (Sedan/Fastbreak)	70-74	ZM (DOHC)		01/'01-'03	SKJ16CR-A8	3370	S15	0,8		
1.8 (BG)	16V	76-78	BP EGi (OHC) (Leaded)		'89-'91	K16PR-U	3191	D77	0,8	IK16	103 VK16
1.8 (BG)	i 16V	76-78	BP EGi (OHC) (Unleaded)	Cat	'91-'94	K16PR-U11	3130	D21	1,1	IK16	103 VK16
1.8 (BG)	16V	76-78	BP EGi (OHC)		'91-'94	K16PR-U	3191	D77	0,8	IK16	103 VK16
1.8 (BG)	i 16V	76-78	BP EGi (OHC)	Cat	'91-'94	K16PR-U11	3130	D21	1,1	IK16	103 VK16
1.8 (BG)	i 16V	94	BP (DOHC)		'89-'94	K20PR-U11	3121	D14	1,1	IK20	104 VK20
1.8 (BG)	i 16V	103	BP EGi (DOHC)		'89-'94	K20PR-U	3145	D22	0,8	IK20	104 VK20Y
1.8 (BG)	Turbo/Formule4 (4x4) / GT-X	122-136	BP (DOHC) Turbo		'89-'94	K20PR-TP11	3262	-	1,1	IK20	104 VK20
1.8 (BG)	GT-A / GT-R (Turbo) (4x4)	136-155	BPD / BPB (DOHC)		'92-'94	K20PR-TP11	3262	-	1,1	IK20	104 VK20
1.8 (BJ)	i 16V (Sedan/Fastbreak)	84	FPD (DOHC, D-DLI)		07/'98-01/'01	K16PR-U11	3130	D21	1,1	IK16	103 VK16
1.8 (BJ)	i 16V (Sedan/Fastbreak)	84	FP (DOHC, D-DLI)		01/'01-'03	K16PR-U11	3130	D21	1,1	IK16	103 VK16
1.9 (BG)	i 16V	94	BP (DOHC)		'89-'94	K20PR-U11	3121	D14	1,1	IK20	104 VK20
1.8 (BA)	i 16V	84	BP (DOHC)		06/'94-'99	K16PR-U11	3130	D21	1,1	IK16	103 VK16
1.9 (BA)	i 16V	84	BP (DOHC)		06/'94-'99	K20PR-U11	3121	D14	1,1	IK20	104 VK20
2.0 (BA)	i V-6 / GT	106	KF (V-6)		06/'94-'99	K20PR-U11	3121	D14	1,1	IK20	104 VK20
2.0 (BJ)	i 16V (Sedan/Fastbreak)	96	FS (DOHC)		01/'01-'03	KJ16CR11	3131	-	1,1	IK16	103 VK16
2.0 (BJ)	i 16V (Sedan/Fastbreak/Sport)	125	FS ZE (DOHC)		01/'01-'03	KJ16CR11	3131	-	1,1	IK16	103 VK16
323 F											
1.5 (BA)	i 16V (Astina/Lantis)	65	Z 5 (DOHC)		06/'94-'99	K16PR-U11	3130	D21	1,1	IK20	104 VK20
1.6 (BG)	i (Astina)	62	B 6 EGi (OHC)		09/'89-06/'91	W16EPR-U11	3201	D100	1,1	IW16	105 VW16
1.6 (BG)	i 16V (Astina)	65	B 6 (OHC)		06/'89-10/'94	K20PR-U11	3121	D14	1,1	IK20	104 VK20
1.8 (BG)	i 16V (Astina)	78	BP (OHC)		'90-'94	K20PR-U11	3121	D14	1,1	IK20	104 VK20
1.8 (BG)	i 16V GT / TRSi / GRSi (Astina)	96	BP (DOHC)		06/'89-07/'94	K20PR-U11	3121	D14	1,1	IK20	104 VK20
1.8 (BA)	i 16V ... / GT (Astina/Lantis)	84	BP (SOHC)		06/'94-'99	K20PR-U11	3121	D14	1,1	IK20	104 VK20
1.8 (BA)	i 16V ... / GT (Astina/Lantis)	84-94	BP (DOHC)		06/'94-'99	K16PR-U11	3130	D21	1,1	IK16	103 VK16
1.9 (BG)	i 16V GT / TRSi / GRSi (Astina)	96	BP (DOHC)		06/'89-07/'94	K20PR-U11	3121	D14	1,1	IK20	104 VK20
1.9 (BA)	i 16V ... / GT (Astina/Lantis)	84-94	BP (DOHC)		06/'94-'99	K20PR-U11	3121	D14	1,1	IK20	104 VK20
2.0 (BA)	i V-6 24V (Astina/Lantis)	106	KF (V-6)		06/'94-'99	K20PR-U11	3121	D14	1,1	IK20	104 VK20
2.0 (BA)	i V-6 24V GT (Astina/Lantis)	106	FS (V-6)		06/'94-'99	K20PR-U11	3121	D14	1,1	IK20	104 VK20
626											
1.6 (GC)		54-59	B 6 - F 6		'82-'87	W16EPR-U	3021	D6	0,8	IW16	105 VW16
1.6 (GD / GV)		54-59	B 6 - F 6		'87-'91	W16EPR-U	3021	D6	0,8	IW16	105 VW16
1.8 (GD / GV)		66-73	H 8 / V / F 8 Carb		'82-'89	W16EPR-U	3021	D6	0,8	IW16	105 VW16
1.8 (GD / GV) 12V		60-71	F 8		'88-'92	K20PR-U11	3121	D14	1,1	IK20	104 VK20
1.8 (GD / GV) 12V		66	F 8 EGi		'89-'92	K20PR-U	3145	D22	0,8	IK20	104 VK20Y
1.8 (GE)	i 16V	77	FP (DOHC)	Cat	08/'91-05/'97	K16PR-U11	3130	D21	1,1	IK16	103 VK16
1.8 (GF / GW)	i 16V	66	FP D (DOHC)		05/'97->	PKJ16CR8	3175	P19	0,8	SKJ16CR-A8	S15 VK16
1.9 (GE)	i 16V	77	FP (DOHC)	Cat	08/'91-05/'97	K20PR-U11	3121	D14	1,1	IK20	104 VK20
2.0 (GC)		68	FE	Cat	'83-'87	W16EPR-U11	3201	D100	1,1	IW16	105 VW16
2.0 (GC)		66-74	FE / HE / M		'83-'87	W16EPR-U	3021	D6	0,8	IW16	105 VW16
2.0 (GC)		66-74	FE / HE / M		'83-'87	W16EPR-U	3021	D6	0,8	IW16	105 VW16
2.0 (GC)	i GT	88	FE (EGi)	Cat	'82-'87	W20EPR-U	3047	D2	0,8	IW20	106 VW20
2.0 (GD / GV)		74-88	FE		'82-'87	W20EPR-U	3047	D2	0,8	IW20	106 VW20
2.0 (GD / GV)		88	FE EGi (DOHC)		'82-'89	Q20PR-U	3007	D12	0,8	IQ20	102 VQ20
2.0 (GD / GV)		66-68	FE	Cat	'85-'89	W20EPR-U11	3049	D13	1,1	IW20	106 VW20
2.0 (GD / GV) 12V		81	FE		'87-'89	Q20PR-U	3007	D12	0,8	IQ20	102 VQ20
2.0 (GD / GV) 12V		75-86	FE	Cat	'87-'89	Q20PR-U11	3008	D11	1,1	IQ20	102 VQ20
2.0 (GD / GV)	i 16V (GT)	106	FE	Cat	'87-'89	Q20PR-U11	3008	D11	1,1	IQ20	102 VQ20
2.0 (GE)	12V	80	FE		'90-05/'97	K20PR-U	3145	D22	0,8	IK20	104 VK20Y
2.0 (GE)	12V	75-86	FE	Cat	'90-05/'97	K20PR-U11	3121	D14	1,1	IK20	104 VK20
2.0 (GE)	16V	85	FE EGi (DOHC)		'90-05/'97	K20PR-U	3145	D22	0,8	IK20	104 VK20Y
2.0 (GE)	16V	85	FE EGi (DOHC)	Cat	'90-05/'97	K20PR-U11	3121	D14	1,1	IK20	104 VK20
2.0 (GE)	16V 4x4	85	FS (DOHC)	(USA)	'91-05/'97	K20PR-U11	3121	D14	1,1	IK20	104 VK20
2.0 (GE)	V-6 18V	106	DOHC		'93-'97	K20PR-U11	3121	D14	1,1	IK20	104 VK20
2.0 (GF / GW)	i 16V	85	FS D (DOHC) (LP)		05/'97->	PKJ16CR8	3175	P19	0,8	SKJ16CR-A8	S15 VK16
2.0 (GF / GW)	i 16V	100	FS D (DOHC) (HP)		05/'97->	PKJ16CR8	3175	P19	0,8	SKJ16CR-A8	S15 VK16
2.2 (GD / GV)	i 12V (-> 200000)	85	FE EGi	Cat	'87-'89	QJ20CR11	3112	-	1,1	IQ20	102 VQ20
2.2 (GD / GV)	i 12V (200001 ->)	85	FE EGi	Cat. Std.	'90-02/'98	KJ16CR11	3131	-	1,1	IK20	104 VK20
2.2 (GD / GV)	i 12V (200001 ->)	85	FE EGi	Cat. Fast driving	'90-02/'98	KJ20CR11	3133	-	1,1	IK20	104 VK20
2.2 (GE)	i 12V (-> 200000)	85	FE EGi	Cat	'87-'89	QJ20CR11	3112	-	1,1	IQ20	102 VQ20
2.2 (GE)	i 12V (200001 ->)	85	FE EGi	Cat. Std.	'90-02/'98	KJ16CR11	3131	-	1,1	IK20	104 VK20
2.2 (GE)	i 12V (200001 ->)	85	FE EGi	Cat. Fast driving	'90-02/'98	KJ20CR11	3133	-	1,1	IK20	104 VK20
2.5 (GE)	i V-6 24V	121	KL (DOHC)		'92-05/'97	KJ16CR11	3131	-	1,1	IK16	103 VK16
818											
1.3			(TC)		'71-'77	W20EPR-U	3047	D2	0,8	IW20	106 VW20
1.6			(NA)		'73-'79	W20EPR-U	3047	D2	0,8	IW20	106 VW20
929											
0.6 (LA)			12 A (Rotary engine)		'78-'80	W25EBR	3103	-	1,1	IRE01-27	R19
1.8 (LA)			F 8 / VC		'74-'80	W16EPR-U	3021	D6	0,9	IW16	105 VW16
2.0 (LA)			MA		'78-'81	W20EPR-U	3047	D2	0,8	IW20	106 VW20



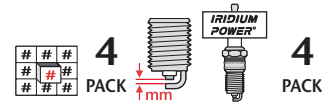
KW



MAZDA continued											
2.0 (HB / HV)	74-88	FE EGi		'82-'89	W20EPR-U	3047	D2	0,8	IW20	106	VW20
2.0 (HC)	88	FE EGi		'90->	W20EPR-U	3047	D2	0,8	IW20	106	VW20
2.2 (HC) 12V	100	F 2 E		'86-'89	Q20PR-U	3007	D12	0,8	IQ20	102	VQ20
2.2 (HC) 12V (-> 200000)	85-94	F 2 EGi	Cat	'87-'89	QJ20CR11	3112	-	1,1	IQ20	102	VQ20
2.2 (HC) 12V (200001 ->)	85	F 2 EGi	Cat	'90->	KJ20CR11	3133	-	1,1	IK20	104	VK20
2.5 (HC) V-6		JS - DE		'91->	K16PR-ZU11	3161	-	1,1	IK16	103	VK16
3.0 (HC) i V-6 18V	140	JE EGi		'86-'89	Q20PR-U	3007	D12	0,8	IQ20	102	VQ20
3.0 (HC) i V-6 18V	125	JE EGi	Cat	'86-'89	QJ20CR11	3112	-	1,1	IQ20	102	VQ20
3.0 (HC) i V-6 18V	123	JE EGi	Cat	'90->	KJ16CR11	3131	-	1,1	IK20	104	VK20
AZ-1											
0.66 i (PG6SA)		F 6 A (DOHC Turbo)		10/'92-10/'93	XU22EPR-ZU	3242	-	0,7	IXU22	108	VXU22
B-SERIES											
1300 - 1.3 1300		TC		'75-'83	W20EP-U	3043	D4	0,8	IW20	106	VW20
1400 - 1.4 1400	48	D 417		'84-'88	W20EPR-U	3047	D2	0,8	IW20	106	VW20
1600 - 1.6 1600 (PE 2 N)	53	NA		'77-'83	W16EPR-U	3021	D6	0,9	IW16	105	VW16
1800 - 1.8 1800 (PE 2 V / UD)		VC (F 85)		'84-'88	W16EPR-U	3021	D6	0,9	IW16	105	VW16
2000 - 2.0 2000 (UF)	60-63	FE		'84-'94	W16EPR-U	3021	D6	0,9	IW16	105	VW16
2200 - 2.2 2200 (UF)		F 2		'84-'89	W16EPR-U	3021	D6	0,9	IW16	105	VW16
2200 - 2.2 2200		F 2 EGi		'90->	W16EPR-U11	3201	D100	1,1	IW16	105	VW16
2600 - 2.6 2600 (... / UF)		4 G 54		'84-'89	W16EPR-U	3021	D6	0,9	IW16	105	VW16
2600 - 2.6 2600		G 6		'90->	KJ16CR11	3131	-	1,1	IK16	103	VK16
COSMO											
0.6	83	12A		'75-'79	W25EBR	3103	-	1,1	IRE01-27	R19	
D											
1.5 1500		UA		'91->	W20EPR-U	3047	D2	0,8	IW20	106	VW20
DEMIO (DW)											
1.3 i 16V	46-53	B3 E (OHC)		02/'97->	K16PR-U11	3130	D21	1,1	IK16	103	VK16
1.5 i 16V	55	B5 E (OHC)		02/'97->	K16PR-U11	3130	D21	1,1	IK16	103	VK16
E 2000											
2.0 2000	60-63	... / FE		'77-'92	W20EPR-U	3047	D2	0,8	IW20	106	VW20
2.0 i	70	FE	Cat	06/'94->	K20PR-U11	3121	D14	1,1	IK20	104	VK20
MPV											
2.0 (LW) i 16V	90	FSD (DOHC, D-DLi)		09/'99->	KJ16CR11	3131	-	1,1	IK16	103	VK16
2.6 (LV) i	90	G 6 (OHC)	Cat	'88->	K20PR-U11	3121	D14	1,1	IK20	104	VK20
3.0 (LV) i V-6	112	JE (OHC)	Cat	'88-'94	K16PR-U11	3130	D21	1,1	IK20	104	VK20
3.0 (LV) i V-6	109	JE OHC (Ch. 631983 -->)	Cat	07/'94-'99	KJ16CR11	3131	-	1,1	IK20	104	VK20
3.0 (LW) i V-6 24V	125	GVD (Duratec V-6)		09/'99->	PT16EPR-L13	5070	P18	1,3	ITV16	125	VT16
MX-3 (EC)											
1.6 1600	65-79	B 6 (DOHC)	Cat	'91->	K16PR-U11	3130	D21	1,1	IK16	103	VK16
1.8 i V-6 24V	98	K 8 (V-6)	Cat	'91->	K16PR-U11	3130	D21	1,1	IK16	103	VK16
MX-5 (MIATA)											
1.6 (NA) i 16V	85	B 6 (DOHC)		'89-94	K20PR-U11	3121	D14	1,1	IK20	104	VK20
1.6 (NA) i 16V	66	B 6 (DOHC)		'95-'98	K20PR-U11	3121	D14	1,1	IK20	104	VK20
1.6 (NB) i 16V (J07E)	81	B 6 D (DOHC)		01/'98->	K16PR-U11	3130	D21	1,1	IK16	103	VK16
1.8 (NA) i 16V	96	BP		'93-'98	K20PR-U11	3121	D14	1,1	IK20	104	VK20
1.8 (NB) i 16V (J07E)	103	BPD (DOHC) (1840cc)		01/'98->	K16PR-U11	3130	D21	1,1	IK16	103	VK16
1.8 (NC) i 16V	93			03/'05->	ITV16	5338	I38	1,3	ITV16	I38	-
1.9 (NB) i 16V (J07E)	103	BPD (DOHC)		01/'98->	K20PR-U11	3121	D14	1,1	IK20	104	VK20
2.0 (NC) i 16V	118	LF-VE		03/'05->	ITV20	5339	I39	1,3	ITV20	I39	-
MX-6 (GE)											
2.0 i 16V	85	FS D (DOHC)	Cat	'91->	K16PR-U11	3130	D21	1,1	IK16	103	VK16
2.5 i V-6 24V	121	KL (DOHC)	Cat	07/'91->	KJ16CR11	3131	-	1,1	IK16	103	VK16
PICK - UP											
1.0 B 1000		PC	Cat	'91->	K16PR-U11	3130	D21	1,1	IK16	103	VK16
1.6 B 1600		NA	Cat	'91->	K16PR-U11	3130	D21	1,1	IK16	103	VK16
1.8 B 1800		VC	Cat	'91->	K16PR-U11	3130	D21	1,1	IK16	103	VK16
PREMACY (CP)											
1.8 i 16V	73-85	FPD (DOHC, D-DLi)		05/'99->	K16PR-U11	3130	D21	1,1	IK16	103	VK16
2.0 i 16V	96	FS (DOHC, D-DLi)		11/'01->	K16PR-U11	3130	D21	1,1	IK16	103	VK16
R 100											
0.5 COUPE	80			'68-'73	W22EAR	3080	-	0,7			
R 130											
0.65 COUPE	92	(650cc)		'68-'71	W22EAR	3080	-	0,7			
RX-2											
0.6				'70-'75	W22EAR	3080	-	0,7			
0.6	83	12A		'75-'79	W25EBR	3103	-	1,1	IRE01-27	R19	



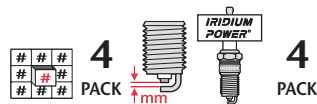
KW



MAZDA continued										
RX-3 (818)										
0.6 (S124)					'71-'75	W22EAR	3080	-	0,7	
0.6	83	12A			'76-'79	W25EBR	3103	-	1,1	IRE01-27 R19
RX-4 (929)										
0.6	83	12A (13 B)			'75-'79	W25EBR	3103	-	1,1	IRE01-27 R19
RX-5										
0.6 (CD 23 C)	83	13 B			'75-'79	W25EBR	3103	-	1,1	IRE01-27 R19
RX-7										
1.2 (FB) (-> FB***541117-650000 <-)	83-95	12 A/B			'78-'85	W25EBR	3103	-	1,1	IRE01-27 R19
1.2 (FB) (FB***-65000 ->)	83-95	12 A/B			'78-'85	W27EBR	3107	-	1,1	IRE01-27 R19
1.3 (FC) GSL-SE	83-100	13 B			'85	W27EBR	3107	-	1,1	IRE01-27 R19
1.3 (FC) i (FC 13)	110-117	13 B / SI			12/'85-03/'89	W29EBR	3310	-	1,1	IRE01-27 R19
1.3 (FC) i (FC 13)		(RE) 13 B (Australia Spec.) Catalyst Leading			03/'87-'90	S-29A	3106	-	-	IRE01-27 R19
1.3 (FC) i (FC 13)		(RE) 13 B (Australia Spec.) Catalyst Trailing			03/'87-'90	S-31A	3111	-	-	IRE01-31 R20
1.3 (FC) i Turbo II (FC 13)	133-147	(RE) 13 B		Leading	03/'87-'90	S-29A	3106	-	-	IRE01-27 R19
1.3 (FC) i Turbo II (FC 13)	133-147	(RE) 13 B		Trailing	03/'87-'90	S-31A	3111	-	-	IRE01-31 R20
1.3 (FC) i Turbo II	147	(RE) 13 B		Leading	'90-'92	IRE01-27	5719	R19	0,7	
1.3 (FC) i Turbo II	147	(RE) 13 B		Trailing	'90-'92	IRE01-31	5720	R20	0,7	
1.3 (FD) i Twin Turbo (Coupe)	176	RE 13 B			01/'92-'03	IRE01-27	5719	R19	0,7	
RX-8 (FE)										
1.3 I	140-184	RE 13 B (MSP) Renesis		Leading	'03->	IRL01-27	5754	R54	0,7	
1.3 I	140-184	RE 13 B (MSP) Renesis		Trailing	'03->	IRT01-31	5755	R55	0,7	
TRIBUTE (EP.)										
2.0 i 16V	95	YF (DOHC)			03/'00->	PT16VR10	5093		1,0	ITV16 I38
2.3 i 16V	110	L3 (DOHC)		4WD	12/'03->	PT16EPR-L13	5070	P18	1,2	IT16 I25 VT16
3.0 i V-6 24V	145	AJ		4WD	'01->	PT16EPR-L13	5070	P18	1,2	IT16 I25 VT16
XEDOS 6 (CA)										
1.6 i 16V	84	B 6 (DOHC)			'92-'95	K16PR-U11	3130	D21	1,1	IK16 I03 VK16
1.6 i 16V	79	B 6 (DOHC)			09/'94->	K16PR-U11	3130	D21	1,1	IK16 I03 VK16
2.0 i V-6 24V	106-108	KF 11 / 12 (DOHC)			01/'92->	K20PR-U11	3121	D14	1,1	IK20 I04 VK20
XEDOS 9 (TA)										
2.0 i V-6 24V	105	KF (- ZE)			07/'93->	KJ16CR11	3131	-	1,1	IK16 I03 VK16
2.3 i V-6 24V	155	KJ (DOHC) Miller cycle			02/'95->	PKJ16CR8	3175	P19	0,8	SKJ16CR-A8 S15 SKJ16CR-A8
2.3 i V-6 24V	155	KJS (DOHC) Miller cycle			07/'97->	PKJ16CR8	3175	P19	0,8	SKJ16CR-A8 S15 SKJ16CR-A8
2.5 i V-6 24V	128	KL-ZE (DOHC)			07/'93->	KJ16CR11	3131	-	1,1	IK20 I04 VK20
2.5 i V-6 24V	128	KJD (DOHC)			07/'97->	K20PR-U11	3121	D14	1,1	IK20 I04 VK20
XRONOS										
2.0 2000		FSD (DOHC)			'93->	K16PR-U11	3130	D21	1,1	IK16 I03 VK16
2.0 2000		KFD (DOHC)			'93->	KJ16CR11	3131	-	1,1	IK16 I03 VK16
2.5 2500 V-6		KLD (DOHC)			'93->	KJ16CR11	3131	-	1,1	IK16 I03 VK16
MERCEDES-BENZ										
208 / 308										
208 2.3 T1	62	M 115.955 / 972			05/'77-08/'82	W20EP-U	3043	D4	0,8	IW20 I06 VW20
308 2.3 T1	62	M 115.955 / 972			05/'77-08/'82	W20EP-U	3043	D4	0,8	IW20 I06 VW20
309										
309 2.3	70	M 102.943			08/'82-02/'89	T20EP-U	5031	D5	0,8	IT20 I26 VT20
309 2.3 B	66	M 115.952			01/'75-08/'82	W20EP-U	3043	D4	0,8	IW20 I06 VW20
210 / 310 / 410 / 510										
210 2.3 T1	70-77	M 102.942 / 945			08/'82->	T20EP-U	5031	D5	0,8	IT20 I26 VT20
310 2.3 T1	70-77	M 102.942 / 945			08/'82->	T20EP-U	5031	D5	0,8	IT20 I26 VT20
410 2.3 T1	70-77	M 102.942 / 945			08/'82->	T20EP-U	5031	D5	0,8	IT20 I26 VT20
510 2.3	70-77	M 102.946			04/'86->	T20EP-U	5031	D5	0,8	IT20 I26 VT20
107 SERIE										
2.8 (107)	130-136	M 110.982 / 86 / 90			06/'76-07/'85	W20EP-U	3043	D4	0,8	IW20 I06 VW20
2.8 (107)	130-136	M 110.982 / 986			06/'76-09/'81	W20EP-U	3043	D4	0,8	IW20 I06 VW20
3.0 (107)	132-138	M 103.982			09/'85-08/'89	T20EP-U	5031	D5	0,8	IT20 I26 VT20
3.5 (107)	144	M 116.982 / 984			03/'76-02/'80	W20EP-U	3043	D4	0,8	IW20 I06 VW20
3.8 (107)	160	M 116.960 / 962			07/'80-08/'85	W20EP-U	3043	D4	0,8	IW20 I06 VW20
4.2 (107)	150-160	M 116.964			01/'86-08/'89	W20EP-U	3043	D4	0,8	IW20 I06 VW20
4.5 (107)	161-167	M 117.982 / 985			'76-10/'80	W20EP-U	3043	D4	0,8	IW20 I06 VW20
5.0 (107)	177	M 117.960			06/'78-02/'80	W20EP-U	3043	D4	0,8	IW20 I06 VW20
5.0 (107)	164-180	M 117.964			01/'86-08/'89	W20EP-U	3043	D4	0,8	IW20 I06 VW20
5.0 (107)	177	M 117.960			03/'80-09/'81	W20EP-U	3043	D4	0,8	IW20 I06 VW20
114 SERIE										
2.8 (114)	118-136	M 110.981			06/'72-11/'76	W20EP-U	3043	D4	0,7	IW20 I06 VW20
116 SERIE										
2.8 (116)	130-136	M 110.985			08/'76-07/'80	W20EP-U	3043	D4	0,8	IW20 I06 VW20
3.5 (116)	143-152	M 116.985			03/'76-03/'80	W20EP-U	3043	D4	0,8	IW20 I06 VW20
4.5 (116)	161-167	M 117.986			12/'75-04/'80	W20EP-U	3043	D4	0,8	IW20 I06 VW20
123 SERIE										
2.0 (123)	62-70	M 115.938 / 939			02/'76-08/'80	W20EP-U	3043	D4	0,8	IW20 I06 VW20



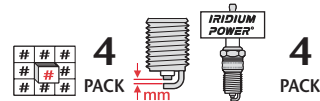
KW



MERCEDÉS-BENZ continued												
2.0 (123)	74-80	M 102.920 / 939		06/'80-11/'85	T20EP-U	5031	D5	0,8	IT20	I26	VT20	
2.3 (123)	80	M 115.954		02/'76-03/'81	W20EP-U	3043	D4	0,8	IW20	I06	VW20	
2.3 (123)	100	M 102.980		04/'80-12/'85	T20EP-U	5031	D5	0,8	IT20	I26	VT20	
2.5 (123)	95-103	M 123.920 / 921		02/'76-07/'85	W20EP-U	3043	D4	0,8	IW20	I06	VW20	
2.5 (123)	95-103	M 123.920 / 921	LC (S)	02/'76-07/'85	W20EP-U	3043	D4	0,8	IW20	I06	VW20	
2.8 (123)	115	M 110.923		02/'76-08/'81	W20EP-U	3043	D4	0,8	IW20	I06	VW20	
2.8 (123)	130-136	M 110.984 / 988		02/'76-11/'85	W20EP-U	3043	D4	0,8	IW20	I06	VW20	
2.8 (123)	130-136	M 110.984 / 988	(CH, S)	02/'76-11/'85	W16EP-U	3018	D8	0,8	IW16	I05	VW16	
124 SERIE												
2.0 (124)	77-80	M 102.922		12/'84-05/'90	T20EP-U	5031	D5	0,8	IT20	I26	VT20	
2.0 (124)	87-90	M 102.963		12/'88-06/'92	T20EP-U	5031	D5	0,8	IT20	I26	VT20	
2.0 (124)	100	M 111.940	W/W Cat	10/'92-06/'93	Q20P-U	3125	D17	0,8	IK20	I04	VK20Y	
2.2 (124)	110	M 111.960		10/'92-06/'93	Q20P-U	3125	D17	0,8	IK20	I04	VK20Y	
2.3 (124)	90-100	M 102.982	W/W Cat	12/'84-06/'93	T20EP-U	5031	D5	0,8	IT20	I26	VT20	
2.6 (124)	117-122	M 103.940 / 943		09/'85-09/'92	T20EP-U	5031	D5	0,8	IT20	I26	VT20	
2.8 (124)	145	M 104.942		10/'92-06/'93	Q20P-U	3125	D17	0,8	IK20	I04	VK20Y	
3.0 (124)	132-138	M 103.983		09/'85-09/'92	T20EP-U	5031	D5	0,8	IT20	I26	VT20	
3.0 (124)	162	M 104.980		09/'89-06/'93	Q20P-U	3125	D17	0,8	IK20	I04	VK20Y	
3.0 (124)	132-138	M 103.985		09/'86-06/'93	T20EP-U	5031	D5	0,8	IT20	I26	VT20	
3.2 (124)	162	M 111.992		10/'92-06/'93	Q20P-U	3125	D17	0,8	IK20	I04	VK20Y	
4.2 (124)	205-210	M 119.975		09/'91-06/'93	Q20P-U	3125	D17	0,8	IK20	I04	VK20Y	
5.0 (124)	235-240	M 119.974		06/'91-06/'93	Q20P-U	3125	D17	0,8	IK20	I04	VK20Y	
126 SERIE												
2.6 (126)	118-122	M 103.941		09/'85-02/'87	T20EP-U	5031	D5	0,8	IT20	I26	VT20	
2.6 (126)	118-122	M 103.941		03/'87-06/'91	T20EP-U	5031	D5	0,8	IT20	I26	VT20	
2.8 (126)	115	M 110.924 / 926		12/'79-07/'85	W20EP-U	3043	D4	0,8	IW20	I06	VW20	
2.8 (126)	136	M 110.987 / 989		10/'79-07/'85	W20EP-U	3043	D4	0,8	IW20	I06	VW20	
3.0 (126)	132-138	M 103.981		09/'85-06/'91	T20EP-U	5031	D5	0,8	IT20	I26	VT20	
3.8 (126)	150-160	M 116.961 / 963		12/'79-08/'85	W20EP-U	3043	D4	0,8	IW20	I06	VW20	
4.2 (126)	150-170	M 116.965		09/'85-06/'91	W20EP-U	3043	D4	0,8	IW20	I06	VW20	
5.0 (126)	170-195	M 117.961 / 63 / 65		12/'79-06/'91	W20EP-U	3043	D4	0,8	IW20	I06	VW20	
5.6 (126)	178-220	M 117.968	W/W Cat	10/'85-06/'91	W20EP-U	3043	D4	0,8	IW20	I06	VW20	
129 SERIE												
3.0 (129)	140	M 103.984		03/'89-08/'93	T20EP-U	5031	D5	0,8	IT20	I26	VT20	
3.0 (129)	170	M 104.981		03/'89-07/'93	Q20P-U	3125	D17	0,8	IK20	I04	VK20Y	
5.0 (129)	240	M 119.960		03/'89-06/'93	Q20P-U	3125	D17	0,8	IK20	I04	VK20Y	
6.0 (129)	290	M 120.981		07/'92-06/'93	Q20P-U	3125	D17	0,8	IK20	I04	VK20Y	
140 SERIE												
2.8 (140)	142-145	M 104.944	Cat	09/'92->	Q20P-U	3125	D17	0,8	IK20	I04	VK20Y	
3.2 (140)	170	M 104.990		03/'91-06/'93	Q20P-U	3125	D17	0,8	IK20	I04	VK20Y	
4.2 (140)	210	M 119.971		02/'91-06/'93	Q20P-U	3125	D17	0,8	IK20	I04	VK20Y	
5.0 (140)	235-240	M 119.970		02/'91-06/'93	Q20P-U	3125	D17	0,8	IK20	I04	VK20Y	
5.0 (140)	235-240	M 119.970		10/'92-06/'93	Q20P-U	3125	D17	0,8	IK20	I04	VK20Y	
6.0 (140)	290-300	M 120.980		04/'91-06/'93	Q20P-U	3125	D17	0,8	IK20	I04	VK20Y	
6.0 (140)	290-300	M 120.980		10/'92-06/'93	Q20P-U	3125	D17	0,8	IK20	I04	VK20Y	
190 SERIE												
190 E	1.7 (201)	77	M 102.919	05/'92-08/'93	T20EP-U	5031	D5	0,8	IT20	I26	VT20	
190 E	1.8 (201)	80	M 102.910	05/'90-05/'93	T20EP-U	5031	D5	0,8	IT20	I26	VT20	
190	2.0 (201)	63-77	M 102.921 / 924	10/'82-05/'90	T20EP-U	5031	D5	0,8	IT20	I26	VT20	
190 E	2.0 (201)	90	M 102.961 / 962	10/'82-08/'86	T20EP-U	5031	D5	0,8	IT20	I26	VT20	
190 E	2.0 (201)	87-90	M 102.962	Cat	09/'85-08/'93	T20EP-U	5031	D5	0,8	IT20	I26	VT20
190 E	2.3 (201)	136	M 102.983	04/'84-01/'87	T22EP-U	5040	-	0,8	IT22	I27		
190 E	2.3 (201)	125-130	M 102.983	Cat	09/'85-08/'88	T22EP-U	5040	-	0,8	IT22	I27	
190 E	2.3 (201)	97-100	M 102.985	W/W Cat	09/'86-05/'93	T20EP-U	5031	D5	0,8	IT20	I26	VT20
190 E	2.5 (201)	143-150	M 102.990	09/'88-05/'93	T20EP-U	5031	D5	0,8	IT20	I26	VT20	
190 E	2.5 (201) Evo.1	143	M 102.991	03/'89-04/'90	T20EP-U	5031	D5	0,8	IT20	I26	VT20	
190 E	2.5 (201) Evo.1	173	M 102.992	Cat	05/'90-05/'93	T20EP-U	5031	D5	0,8	IT20	I26	VT20
190 E	2.6 (201)	118-122	M 103.942	09/'86-05/'93	T20EP-U	5031	D5	0,8	IT20	I26	VT20	
460 SERIE												
2.3 (460)	66-75	M 115.973		03/'79-03/'82	W20EP-U	3043	D4	0,8	IW20	I06	VW20	
2.3 (460)	92	M 102.981		04/'82-08/'85	T20EP-U	5031	D5	0,8	IT20	I26	VT20	
2.3 (460)	90-92	M 102.987	W/W Cat	09/'85-'93	T20EP-U	5031	D5	0,8	IT20	I26	VT20	
2.8 (460)	110-115	M 110.994		11/'79-08/'89	W20EP-U	3043	D4	0,8	IW20	I06	VW20	
463 SERIE												
2.3 (463)	93-95	M 102.989	W/W Cat	09/'89->	T20EP-U	5031	D5	0,8	IT20	I26	VT20	
3.0 (463)	125	M 103.987		09/'89->	T20EP-U	5031	D5	0,8	IT20	I26	VT20	
A-CLASS												
140	1.4 (168)	60	M 166.940	10/'97->	K20PBR-S10	5061	D76	1,0	IK16	I03	VK16	
150	1.5 (169)	70	M 266.920	09/'04->	K20PR-U11	3121	D14	0,9	IK20	I44	VK20	
160	1.6 (168)	75	M 166.960	10/'97->	K20PBR-S10	5061	D76	1,0	IK16	I03	VK16	
170	1.7 (169)	85	M 266.940	09/'04->	K20PR-U11	3121	D14	0,9	IK20	I44	VK20	
190	1.9 (168)	92	M 166.990	06/'99->	K20PBR-S10	5061	D76	1,0	IK16	I03	VK16	



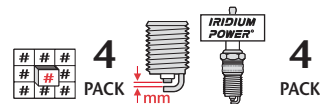
KW



MERCEDEN-BENZ continued												
200	2.0 (169)	100	M 266.960		09/'04->	K20PR-U11	3121	D14	0,9	IK20	I44	VK20
210	2.1 (168)	103	M 166,995		03/'02->	K20PBR-S10	5061	D76	1,0	IK20	I04	VK20
B-CLASS												
150	1.5 (245)	70	M 266.920		03/'05->	K20PR-U11	3121	D14	0,9	IK20	I44	VK20
170	1.7 (245)	85	M 266.940		03/'05->	K20PR-U11	3121	D14	0,9	IK20	I44	VK20
200	2.0 (245)	100	M 266.960		03/'05->	K20PR-U11	3121	D14	0,9	IK20	I44	VK20
C-CLASS												
180	1.8 (202)	89	M 111.921	W/O Cat	11/'94-'03	Q16P-U11	3254	D96	0,8	IK16	I03	VK16
180	1.8 (202)	90	M 111.920		03/'93-06/'97	Q20P-U	3125	D17	0,8	IK20	I04	VK20Y
180	1.8 (202)	90	M 111.920 / 111.921		07/'97-'03	K20PBR-S10	5061	D76	1,0	IK16	I03	VK16
180	2.0 (203)	95	M 111.951		10/'00-08/'02	SK20PR-L9	3307	S7	1,0			VK20
180 Kompr.	1.8 (203)	105	M 271.940		05/'02->	VKH20Y	5639	V39	0,8			VKH20Y
200	2.0 (202)	100	M 111.941		01/'94-06/'97	Q20P-U	3125	D17	0,8	IK20	I04	VK20Y
200	2.0 (202)	100	M 111.941 / 111.945		07/'97-'03	K20PBR-S10	5061	D76	1,0	IK16	I03	VK16
200 Kompr.	2.0 (202)	132	M 111.944 (Supercharged)		10/'95-'03	K20PBR-S10	5061	D76	1,0	IK20	I04	VK20Y
220	2.2 (202)	110	M 111.961		03/'93-'03	Q20P-U	3125	D17	0,8	IK20	I04	VK20Y
200 Kompr.	2.0 (203)	120	M 111.955 EVO (Superch.)		05/'00->	SK20PR-L9	3307	-	1,0			VK20Y
200 Kompr.	2.0 (203)	120	M 271.940 EVO (Superch.)		06/'02->	VKH20Y	5639	V39	0,8			VKH20Y
200 CGI Kompr.	2.0 (203)	125	M 271.942 EVO (Superch.)		07/'03->	VKH20Y	5639	V39	0,8			VKH20Y
230	2.3 (202)	141	M 111.974		06/'96-'03	Q20P-U	3125	D17	0,8	IK20	I04	VK20Y
230 Kompr.	2.3 (202)	142	M 111.975 (Supercharged)		10/'95-'03	K20PBR-S10	5061	D76	1,0	IK20	I04	VK20Y
230 Kompr.	2.3 (203)	141	M 271.948 EVO (Superch.)		02/'04->	VKH20Y	5639	V39	0,8			VKH20Y
240	2.4 (202)	125	M 112.910	'Twin spark'	02/'97-'03	PK16PR-L11	3275	-	1,0			VK16
240	2.6 (203)	125	M 112.912	'Twin spark'	05/'00->	PK16PR-L11	3275	-	1,0			VK16
280	2.8 (202)	142	M 104.941		05/'93-05/'97	Q20P-U	3125	D17	0,8	IK20	I04	VK20Y
280	2.8 (202)	145	M 112.920	'Twin spark'	06/'97-'03	PK16PR-L11	3275	-	1,0			VK16
320	3.2 (203)	160	M 112.946	'Twin spark'	05/'00->	PK16PR-L11	3275	-	1,0			VK16
32 AMG Kompr.	3.2 (203)	260	M 111.961 E32 AMG (Superch.)	'Twin spark'	01/'01->	SK20PR-L9	3307	-	1,0			VK20Y
36 AMG	3.6 (202)	206	M 104. E36		06/'93-'03	K20TXR	5063	D20	0,9	IK16	I03	VK16
43 AMG	4.3 (202)	227	M 113.943	'Twin spark'	09/'97-'03	PK16PR-L11	3275	-	1,0			VK16
CL-CLASS												
420	4.2 (140) V-8 24V	205	M 119.981		06/'96-06/'97	Q20P-U	3125	D17	0,8	IQ20	I02	VQ20
420	4.2 (140) V-8 24V	205	M 119.981		06/'97->	PK16PR11	3264	P22	1,0			VK16
500	5.0 (140) V-8 24V	235	M 119.980		06/'97->	PK16PR11	3264	P22	1,0			VK16
500	5.0 (215) V-8 24V	254	M 119.960	Twin spark'	09/'00->	PK16PR11	3264	P22	1,0			VK16
600	6.0 (140) V-12 36V	290	M 119.982		06/'96-06/'97	Q20P-U	3125	D17	0,8	IQ20	I02	VQ20
600	5.8 (140) V-12 36V	290	M 119.982		06/'97->	PK16PR11	3264	P22	1,0			VK16
600	5.8 (215) V-12 36V	295	M 119.970	Twin spark'	03/'99->	PK20PR11	3168	P28	1,0			VK20
55 AMG	5.5 (215) V-8 24V	265	M 113.986	'Twin spark'	10/'99->	PK16PR11	3264	P22	1,0			VK16
55 AMG Kompr.	5.5 (215) V-8 24V	368	M 113.991 (Supercharged)	'Twin spark'	08/'00->	VKH20Y	5639	V39	0,8			VKH20Y
CLK-CLASS												
200	2.0 (208) 16V	100	M 111.945		02/'97->	K20TXR	5063	D20	0,9	IK16	I03	VK16
200 Kompr.	2.0 (208) 16V	141	M 111.944 (Superch.)		02/'97-06/'00	K20PBR-S10	5061	D76	1,0	IK20	I04	VK20Y
200 Kompr.	2.0 (208) 16V	141	M 111.956 EVO (Superch.)		06/'00->	SK20PR-L9	3307	-	1,0			VK20Y
200 Kompr.	1.8 (209) 16V	120	M 271.940 (Supercharged)		02/'03->	VKH20Y	5639	V39	0,8			VKH20Y
200 CGI Kompr.	1.8 (209) 16V	125	M 271.942 (Supercharged)		02/'03->	VKH20Y	5639	V39	0,8			VKH20Y
230 Kompr.	2.3 (208) 16V	142	M 111.975 (Superch.)		02/'97-06/'00	K20PBR-S10	5061	D76	1,0	IK20	I04	VK20Y
230 Kompr.	2.0 (208) 16V	141	M 111.982 EVO (Superch.)		06/'00->	SK20PR-L9	3307	-	1,0			VK20Y
240	2.6 (209) V-6 18V	125	M 112.912	'Twin spark'	02/'03->	PK16PR11	3264	P22	1,0			VK16
320	3.2 (208) V-6 18V	160	M 112.940	'Twin spark'	06/'97->	PK16PR-L11	3275	-	1,0			VK16
320	3.2 (209) V-6 18V	160	M 112.955	'Twin spark'	02/'03->	PK16PR11	3264	P22	1,0			VK16
430	4.3 (208) V-8 24V	202	M 113.943	'Twin spark'	09/'98->	PK16PR-L11	3275	-	1,0			VK16
500	5.0 (209) V-8 24V	225	M 112.968	'Twin spark'	02/'03->	PK16PR11	3264	P22	1,0			VK16
55 AMG	5.4 (208) V-8 24V	255	M 113.984	Twin spark'	05/'99-04/'02	PK16PR11	3264	P22	1,0			VK16
55 AMG	5.4 (209) V-8 24V	270	M 112.987	'Twin spark'	09/'02->	SK20PR-L9	3307	S7	1,0			VK20
CLS-CLASS												
500	5.0 (219)	225	M 113.976	Twin spark	10/'04->	PK16PR-L11	3275	-	1,0			VK16
55 AMG	5.5 (219)	350	M 113.990	Twin spark	01/'05->	VKH20Y	5639	V39	0,8			VKH20Y
E-CLASS												
200	2.0 (124)	100	M 111.940		06/'93-06/'95	Q20P-U	3125	D17	0,8	IK20	I04	VK20Y
200	2.0 (210)	100	M 111.942		06/'95-06/'97	Q20P-U	3125	D17	0,8	IK20	I04	VK20Y
200	2.0 (210)	100	M 111.942		07/'97-'03	K20PBR-S10	5061	D76	1,0	IK20	I04	VK20
220	2.2 (124)	110	M 111.960		06/'93-06/'95	Q20P-U	3125	D17	0,8	IK20	I04	VK20Y
230	2.3 (210)	110	M 111.970		06/'95-06/'97	Q20P-U	3125	D17	0,8	IK16	I03	VK16
230	2.3 (210)	110	M 111.970		07/'97-09/'97	K20PBR-S10	5061	D76	1,0	IK16	I03	VK16
240	2.4 (210) V-6 18V	125	M 112.911	'Twin spark'	09/'97-'03	PK16PR-L11	3275	-	1,0			VK16
240	2.4 (211) V-6 18V	130	M 112.913	'Twin spark'	03/'02->	PK16PR-L11	3275	-	1,0			VK16
280	2.8 (124)	142	M 104.942		06/'93-06/'95	Q20P-U	3125	D17	0,8	IK20	I04	VK20Y
280	2.8 (124)	142-145	M 104.942		06/'93-'03	Q20P-U	3125	D17	0,8	IK20	I04	VK20Y
280	2.8 (210)	142	M 104.945		01/'96-03/'97	Q20P-U	3125	D17	0,8	IK16	I03	VK16
280	2.8 (210) V-6 18V	145	M 112.920 / .921	'Twin spark'	03/'97-'03	PK16PR-L11	3275	-	1,0			VK16
300	3.0 (124)	132	M 103.985		07/'93-06/'95	T20EP-U	5031	D5	0,8	IT20	I26	VT20



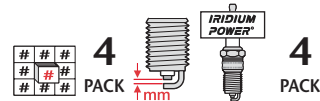
KW



MERCEDEN-BENZ <i>continued</i>												
320	3.2 (124)	162	M 104.992		06/'93-06/'95	Q20P-U	3125	D17	0,8	IK20	104	VK20Y
320	3.2 (210)	162	M 104.995		06/'95-03/'97	Q20P-U	3125	D17	0,8	IK16	103	VK16
320	3.2 (210) V-6 18V	165	M 112.941	'Twin spark'	03/'97-'03	PK16PR-L11	3275	-	1,0			VK16
320	3.2 (211) V-6 18V	165	M 112.949	'Twin spark'	03/'02->	PK16PR-L11	3275	-	1,0			VK16
420	4.2 (124)	205	M 119.975		06/'93-06/'95	Q20P-U	3125	D17	0,8	IK20	104	VK20Y
420	4.2 (210)	205	M 119.985		01/'96-06/'97	Q20P-U	3125	D17	0,8	IK16	103	VK16
420	4.2 (210)	205	M 119.985		07/'97-09/'97	K20PBR-S10	5061	D76	1,0	IK16	103	VK16
430	4.3 (210) V-8 24V	205	M 112.940	'Twin spark'	09/'97-'03	PK16PR-L11	3275	-	1,0			VK16
500	5.0 (124)	235	M 119.974		06/'93-06/'95	Q20P-U	3125	D17	0,8	IK20	104	VK20Y
500	5.0 (211) V-8 18V	225	M 113.967	'Twin spark'	03/'02->	PK16PR-L11	3275	-	1,0			VK16
36 AMG T	3.6 (124) V-8 24V	200	M 104.992	'Twin spark'	05/'94-06/'96	Q20P-U	3125	D17	0,8	IQ20	102	VQ20
50 AMG	5.0 (210)	255	M 119.E50		'96-'03	K20TXR	5063	D20	0,9	IK16	103	VK16
55 AMG	5.5 (210) V-8 24V	260	M 113.980	'Twin spark'	06/'97-'03	PK16PR-L11	3275	-	1,0			VK16
55 AMG	5.4 (211) V-8 24V	350	M 113.AMG	'Twin spark'	10/'02->	PK16PR-L11	3275	-	1,0			VK16
G-CLASS												
200	2.0 (463)	80	M 102.965		09/'93->	T20EP-U	5031	D5	0,8	IT20	126	VT20
230	2.3 (463)	93	M 102.989		08/'93-10/'94	T20EP-U	5031	D5	0,8	IT20	126	VT20
300	3.0 (463)	125	M 103.987		08/'93-10/'94	T20EP-U	5031	D5	0,8	IT20	126	VT20
320	3.2 (463)	155	M 104.996		09/'93-11/'97	Q20P-U	3125	D17	0,8	IQ20	102	VQ20
320	3.2 (463)	158	M 112.945		11/'97->	PK16PR11	3264	P22	1,0			VK16
320	3.8 (463) BRABUS	200	M 112.. (272 hp)	'Twin spark' BRABUS	09/'97->	SK20PR-L9	3307	-	0,9			VK20Y
500	5.0 (463)	177	M 117.965		08/'93-10/'94	W20EP-U	3043	D4	0,8	IW20	106	VW20
500	5.0 (463)	218	M 113.962		04/'98->	PK16PR11	3264	P22	1,0			VK16
55 AMG	5.0 (463)	260	M 113.982		04/'99->	PK16PR11	3264	P22	1,0			VK16
L-CLASS												
207	1.8	52	Austin A70		03/'73-07/'77	W20EP-U	3043	D4	0,8	IW20	106	VW20
307	1.8	52	Austin A70		03/'73-07/'77	W20EP-U	3043	D4	0,8	IW20	106	VW20
409	2.3	66	M 115.952		01/'75-08/'82	W20EP-U	3043	D4	0,8	IW20	106	VW20
409 G	2.3	66	M 115.970		01/'75-08/'82	W20EP-U	3043	D4	0,8	IW20	106	VW20
410	2.3	70	M 102.943		08/'82-12/'88	T20EP-U	5031	D5	0,8	IT20	126	VT20
M-CLASS												
230	2.3 (163) 16V	110	M 111.977		03/'98->	K20PBR-S10	5061	D76	1,0	IK16	103	VK16
320	3.2 (163) V-6 18V	160	M 112.942	'Twin spark'	09/'97->	PK16PR-L11	3275	-	1,0			VK16
350	3.5 (163) V-6 18V	180	M122.970	'Twin spark'	09/'02->	PK16PR11	3264	P22	1,0			VK16
430	4.3 (163) V-8 24V	200	M 113.942	'Twin spark'	02/'98->	PK16PR-L11	3275	-	1,0			VK16
500	5.0 (163) V-8 24V	215	M 113.965	'Twin spark'	09/'01->	PK16PR-L11	3275	-	1,0			VK16
55 AMG	5.4 (163) V-8 24V	255	M 113.981	'Twin spark'	02/'00->	PK16PR-L11	3275	-	1,0			VK16
S-CLASS												
280	2.8 (140)	142	M 104.944		06/'93-06/'97	Q20P-U	3125	D17	0,8	IK20	104	VK20Y
280	2.8 (220) V-6 18V	150	M 122.922	'Twin spark'	10/'99->	PK16PR11	3264	P22	1,0			VK16
320	3.2 (140)	170	M 104.994		06/'93-06/'97	Q20P-U	3125	D17	0,8	IK20	104	VK20Y
320	3.2 (220) V-6 18V	165	M 112.941	'Twin spark'	10/'98->	PK16PR-L11	3275	-	1,0			VK16
350	3.7 (220) V-6 18V	180	M 112.972	'Twin spark'	08/'02->	PK16PR11	3264	P22	1,0			VK16
420	4.2 (140)	205	M 119.971 / M 119.981		06/'93-06/'97	Q20P-U	3125	D17	0,8	IK20	104	VK20Y
430	4.3 (220) V-8 24V	205	M 113.941	'Twin spark'	10/'98->	PK16PR-L11	3275	-	1,0			VK16
500	5.0 (140)	235	M 119.970		06/'93-06/'97	Q20P-U	3125	D17	0,8	IK20	104	VK20Y
500	5.0 (220) V-8 24V	225	M 113.960	'Twin spark'	10/'98->	PK16PR11	3264	P22	1,0			VK16
600	6.0 (140)	290	M 120.980 / M 120.982		06/'93-06/'98	Q20P-U	3125	D17	0,8	IK16	103	VK16
600	6.0 (220) V-12 36V	270	M 137.970	'Twin spark'	08/'99->	SK20PR-L9	3307	S7	1,0			VK20
55 AMG	5.4 (220) V-8 24V	265	M 113.986	'Twin spark'	08/'00-08/'02	PK16PR11	3264	P22	1,0			VK16
55 AMG Kompr.	5.4 (220) V-8 24V	368	M 113.991 (Supercharged)	'Twin spark'	08/'02->	VKH20Y	5639	V39	0,8			VKH20Y
SL-CLASS												
280	2.8 (129)	142	M 104.943		06/'93-06/'97	Q20P-U	3125	D17	0,8	IK16	103	VK16
280	2.8 (129)	142	M 104.943		07/'97-06/'98	K20PBR-S10	5061	D76	1,0	IK16	103	VK16
280	2.8 (129)	150	M 112.923	'Twin spark'	05/'98-10/'01	PK16PR11	3264	P22	1,0			VK16
320	3.2 (129)	170	M 104.991		06/'93-06/'97	Q20P-U	3125	D17	0,8	IK16	103	VK16
320	3.2 (129)	170	M 104.991		07/'97-06/'98	K20PBR-S10	5061	D76	1,0	IK16	103	VK16
320	3.2 (129)	165	M 112.943	'Twin spark'	06/'98-08/'01	PK16PR11	3264	P22	1,0			VK16
350	3.7 (230)	180	M 112.973	'Twin spark'	03/'03->	PK16PR11	3264	P22	1,0			VK16
500	5.0 (129)	235-240	M 119.972 / M 119.982		06/'93-06/'97	Q20P-U	3125	D17	0,8	IK20	104	VK20Y
500	5.0 (129)	225	M 113.961	'Twin spark'	06/'98-08/'01	PK16PR11	3264	P22	1,0			VK16
500	5.4 (230)	225	M 113.963	'Twin spark'	10/'01->	PK16PR11	3264	P22	1,0			VK16
600	6.0 (129)	290	M 120.981 / M 120.983		06/'93-08/'97	Q20P-U	3125	D17	0,8	IK16	103	VK16
600	6.0 (129)	290	M 120.983	'Twin spark'	09/'97-08/'01	PK16PR11	3264	P22	1,0			VK16
55 AMG	5.5 (230)	350	M 113.992	'Twin spark'	10/'01->	PK16PR11	3264	P22	1,0			VK16
60 AMG	6.0 (129)	260	M 119.E60		07/'93->	K20TXR	5063	D20	0,9	IK16	103	VK16
73 AMG	7.3 (129)		M 120.E73		99->	PK16PR11	3264	P22	1,0			VK16
SLK-CLASS												
200	2.0 (170)	100	M 111.946		09/'96-03/'00	K20PBR-S10	5061	D76	1,0	IK16	103	VK16
200 Kompr.	2.0 (170)	135	M 119.943 (Supercharged)		10/'96-01/'00	K20PBR-S10	5061	D76	1,0	IK20	104	VK20Y
200 Kompr.	2.0 (170)	120	M 119.958 (Supercharged)		01/'00->	SK20PR-L9	3307	S7	1,0			VK20
230 Kompr.	2.3 (170)	142	M 111.973 (Supercharged)		09/'96-01/'00	K20PBR-S10	5061	D76	1,0	IK20	104	VK20Y



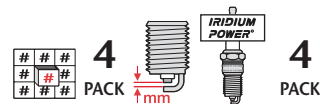
KW



MERCEDÉS-BENZ <i>continued</i>											
230 Kompr.	2.3 (170)	145	M 111.983 (Supercharged)		01/'00->	SK20PR-L9	3307	S7	1,0		VK20
320 Kompr.	3.2 (170)	160	M 112.947 (Supercharged)	Twin spark	03/'00->	PK16PR11	3264	P22	1,0		VK16
32 AMG Kompr.	3.2 (170)	260	M 112.960 (Supercharged)	Twin spark	06/'99->	SK20PR-L9	3307	S7	1,0		VK20
SPRINTER 214 / 314 / 414											
2.3	(901, 902, 903, 904)	105	M 111.979 / 984		02/'95->	K20PBR-S10	5061	D76	1,0	IK20	I04 VK20
2.3 NGT	(901, 902, 903, 904)	92	M 111.979 / 984	Natural Gas	04/'00->	PK20PR11	3168	P28	1,1	IK20	I04 VK20
V-CLASS											
200	2.0 (638)	128	M 111.948		02/'97->	K20PBR-S10	5061	D76	1,0	IK16	I03 VK16
230	2.3 (638)	105	M 111.978 E23		10/'96->	K20PBR-S10	5061	D76	1,0	IK16	I03 VK16
280	2.8 (638) VR-6	128	M 104.900 (AFS)		08/'97->	K20TXR	5063	D20	0,8	IK16	I03 VK16
Vaneo (414)											
1.6	(414)	60-75	M 166.961		02/'02->	K20PBR-S10	5061	D76	1,0	IK16	I03 VK16
1.9	(414)	92	M 166.991		02/'02->	K20PBR-S10	5061	D76	1,0	IK16	I03 VK16
Viano (W639)											
3.2	(639)	140	M 112.951	Twin spark	09/'03->	PK16PR-L11	3275	-	1,1		VK16
3.2	(639)	140	M 112.951	Twin spark	09/'03->	PK16PR-L11	3275	-	1,1		VK16
3.7	(639)	170	M 112.976		06/'04->	PK16PR-L11	3275	-	1,1		VK16
VITO											
113	2.0 (638)	95	M 111.948		02/'96->	K20PBR-S10	5061	D76	1,0	IK16	I03 VK16
114	2.3 (638)	105	M 111.978 E23		12/'96->	K20PBR-S10	5061	D76	1,0	IK16	I03 VK16
119	3.2 (639)	140	M 112.951		09/'03->	PK16PR-L11	3275	-	1,1		VK16
122	3.2 (639)	160	M 112.951		09/'03->	PK16PR-L11	3275	-	1,1		VK16
123	3.7 (639)	170	M 112.976		06/'04->	PK16PR-L11	3275	-	1,1		VK16
MERCURY (EUROPE)											
COUGAR											
2.0	i 16V	93	EDBA (Zetec)		'99->	PT16VR10	5093		1,0	ITV16	I38
3.0	i V-6 24V	127	LCBA (Duratec)		'99->	PT16EPR-L13	5070	P18	1,3	IT16	I25 VT16
3.8	i	104	V-6 < 4 > EFI		'88-'95	T16NR-U11	5047	-	1,2	IT16	I25 VT16
5.0	i	147			'90-'95	T16NR-U11	5047	-	1,3	IT16	I25 VT16
GRAND MARQUIS											
4.6	i	140-157	V-8 < W >		'91-'94	T20EPR-U15	5033	-	1,3	IT20	I26 VT20
4.6	i	157	V-8 < W >		'95->	PT16EPR-L13	5070	P18	1,3	IT16	I25 VT16
5.0	i	112	V-8 < F >		'86-'91	T16NR-U11	5047	-	1,2	IT16	I25 VT16
MOUNTAINEER											
5.0	i	160	V-8 (W)		'95->	PT16EPR-L13	5070	P18	1,3	IT16	I25 VT16
SABLE											
3.0	i	140	V-6 EFI		'88-'96	T20EPR-U	5032	D7	0,9	IT20	I26 VT20
3.0	i	104	V-6 < 4 > EFI		'88-'95	T16NR-U11	5047	-	1,2	IT16	I25 VT16
3.0	i	107	V-6 < U > EFI		'96->	PT16EPR-L13	5070	P18	1,1	IT16	I25 VT16
3.0	i V-6 24V	147	V-6 < S > EFI		'96->	PT16EPR-L13	5070	P18	1,3	IT16	I25 VT16
3.8	i	104	V-6 < 4 > EFI		'88-'95	T16NR-U11	5047	-	1,2	IT16	I25 VT16
MG											
EXPRESS											
1.4	i 16V		K-series		02/'03->	PK20PR-L11	3142	P15	1,1		VK20
1.8	i 16V		K-series		02/'03->	PK20PR-L11	3142	P15	1,1		VK20
MG-B											
1.8	B-series Sports	61			'61-'81	W20EPR-U	3047	D2	0,8	IW20	I06 VW20
1.8	B-series TC / GT	61			'61-'81	W20EPR-U	3047	D2	0,8	IW20	I06 VW20
3.5	V-8 GT	100			'74-'76	W16FP-U	4019	-	0,8	IWF16	I59
MG-C											
	GT				'68-'71	W20EPR-U	3047	D2	0,8	IW20	I06 VW20
MG-F											
1.8	i 16V	87	K-series		'95-'01	PK20PR-P8	3245	P27	0,9		VK20Y
1.8	i 16V	106	K-series VVC		'95-'01	PK20PR-P8	3245	P27	0,9		VK20Y
MG-TF											
115 - 1.6	i 16V	85	DOHC - K16		03/'02->	PK20PR11	3168	P28	1,0	IK20	I04 VK20
120 - 1.8	i 16V	88	DOHC - K16		03/'02->	PK20PR11	3168	P28	1,0	IK20	I04 VK20
130 - 1.8	i 16V	100	DOHC - K16		03/'02->	PK20PR11	3168	P28	1,0	IK20	I04 VK20
160 - 1.8	i 16V	118	DOHC - K16 VVC		03/'02->	PK20PR11	3168	P28	1,0	IK20	I04 VK20
MIDGET											
1.5	1500	48	Triumph TC		'74-'80	W16EPR-U	3021	D6	0,8	IW16	I05 VW16
RV-8											
3.9	i V-8	140			'94->	W16EPR-U	3021	D6	0,9	IW16	I05 VW16
ZR											
105 - 1.4	i 16V	66-76	DOHC - K16		06/'01	PK20PR11	3168	P28	1,0		VK20
120 - 1.8	i 16V	86	DOHC - K16		06/'01->	PK20PR11	3168	P28	1,0		VK20
160 - 1.8	i 16V	118	DOHC - K16		06/'01->	PK20PR11	3168	P28	1,0		VK20
ZS											
120 - 1.8	i 16V	86	DOHC - K16		07/'01->	PK20PR11	3168	P28	1,0		VK20
180 - 2.5	i V-6 24V	130	DOHC - K-V6		07/'01->	PK20PR11	3168	P28	1,0		VK20



KW

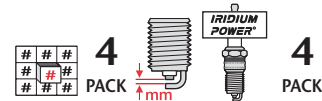


MG continued										
ZT / ZT-T										
160 - 1.8	i 16V	118	DOHC - K16		06/'01->	PK20PR11	3168	P28	1,0	VK20
180 - 2.5	i V-6 24V	130	DOHC - K-V6		06/'01->	PK20PR11	3168	P28	1,0	VK20
190 - 2.5	i V-6 24V	140	DOHC - K-V6		06/'01->	PK20PR11	3168	P28	1,0	VK20
260 - 4.6	i V-8	191	V-8		10/'03->	PK20PR11	3168	P28	1,0	VK20
MINI (BMW)										
COOPER										
1.6	(R50/52) i 16V	85	W10 B16A		06/'01->	K20TXR	5063	D20	1,0	IK20 104 VK20
COOPER S										
1.6	(R52/53) i 16V	120-125	W11 B16A	Supercharged	03/'02->	K20TXR	5063	D20	1,0	IK20 104 VK20
COOPER S JCW										
1.6	(R53) i 16V	160	W11 B16A	Supercharged	03/'02->	K20TXR	5063	D20	1,0	IK20 104 VK20
ONE										
1.6	(R50/52) i 16V	66	W10 B16A		06/'01->	K20TXR	5063	D20	1,0	IK20 104 VK20
MITSUBISHI										
3000 GT										
3.0	i V-6 24V		6G72 (DOHC, MPi)	Cat	04/'90-05/'93	PK20PR-P11	3141	P14	1,1	VK20
3.0	i V-6 24V	206-210	6G72 (DOHC, MPi)	Twin Turbo	'92->	PK20PR-P11	3141	P14	1,1	VK20
CANTER										
2.0	i 16V	79	4 G 63		09/'96->	K16PR-U	3191	D77	0,8	IK16 103 VK16
2.4			4G52		'72-'80	W16EP-U	3018	D8	0,8	IW16 105 VW16
2.4	FC 35 B	62	4G53		'74-'83	W20EP-U	3043	D4	0,8	IW20 106 VW20
2.6	FC 35 B	73-76	4G54		'80->	W20EPR-U	3047	D2	0,8	IW20 106 VW20
2.6	55	76	4G54		'82->	W20EPR-U	3047	D2	0,8	IW20 106 VW20
CARISMA (DA)										
1.3	i 16V	60	4G13 (SOHC)		05/'96->	K20PR-U11	3121	D14	1,1	IK20 104 VK20
1.6	i 16V	66-76	4G92 (SOHC)		05/'95->	K20PR-U11	3121	D14	1,1	IK20 104 VK20
1.8	i 16V	85	4G93 (SOHC)		05/'95->	K20PR-U11	3121	D14	1,1	IK20 104 VK20
1.8	i 16V	103	4G93 (DOHC)		05/'95->	K20PR-U11	3121	D14	1,1	IK20 104 VK20
1.8	i 16V GDI	90-92	4G93 (DOHC) GDi	Direct injection	09/'97->	VKB20*	5625	-	1,0	VKB20*
3.0	i V-6 24V (4x4)	136	6G72		'96->	PK20PR-P11	3141	P14	1,1	VK20
COLT										
1.1 (6 - Z3)	i 12V	55	3A91 (DOHC) (Mpi VVT)		06/'04->	K20HR-U11	3381	D118	1,0	IKH20 144 VKH20
1.2 (2 - C1)	1200	40-44	4G16		'84-'88	W20EPR-U	3047	D2	0,8	IW20 106 VW20
1.3 (2 - C1)	1300	49	G13B	Cat	'86-'88	W20EPR-U11	3049	D13	1,1	IW20 106 VW20
1.3 (3 - C5)	12V	49-55	4G13		'88-'90	W20EPR-U	3047	D2	0,8	IW20 106 VW20
1.3 (3 - C5)	12V	55	4G13 (SOHC) FBC (El.Carb.)	Cat	'90-'92	W20EPR-U11	3049	D13	1,1	IW20 106 VW20
1.3 (4 - CA)	i 12V	55	4G13 (SOHC)		04/'92-04/'96	W16EPR-U11	3201	D100	1,1	IW16 105 VW16
1.3 (5 - C1)	i 12V GL (RHD)	55	4G13 (SOHC) (5-speed manual box)	RHD (5 M/T)	11/'95-05/'99	W16EP-U	3018	D8	0,8	IW16 105 VW16
1.3 (5 - C1)	i 12V	55	4G13 (SOHC)		11/'95-05/'00	W16EPR-U11	3201	D100	1,1	IW16 105 VW16
1.3 (5 - C1)	i 12V	55	4G13 (SOHC) (Distributorless ign.)	Twin coil	06/'00-06/'04	K20PR-U11	3121	D14	1,1	IK20 104 VK20
1.3 (6 - Z3)	i 16V	70	4A90 (DOHC) (Mpi VVT)		06/'04->	K20HR-U11	3381	D118	1,0	IKH20 144 VKH20
1.5 (2 - C1)	1500	51	G15B	Cat	'85-'88	W20EPR-U11	3049	D13	1,1	IW20 106 VW20
1.5 (2 - C1)	12V	55	4G15		'84-'88	W20EPR-U	3047	D2	0,8	IW20 106 VW20
1.5 (3 - C5)	12V	62	4G15 (SOHC)		'88-'90	W20EPR-U	3047	D2	0,8	IW20 106 VW20
1.5 (3 - C5)	i 12V	62-66	4G15 (SOHC) MPi	Cat	'88-'92	W20EPR-U11	3049	D13	1,1	IW20 106 VW20
1.5 (6 - Z3)	i 16V	80	4A91 (DOHC) (Mpi VVT)	Mivec	06/'04->	K20HR-U11	3381	D118	1,0	IKH20 144 VKH20
1.5 (6 - Z3) CZTi 16V Turbo		110	4G15 (DOHC) (Mpi, TC, IC)	Turbo	03/'05->	VKH20Y	5639	V39	0,8	VKH20Y
1.5 (6 - Z3) CZCi 16V		80	4A91 (DOHC) (Mpi VVT)	Mivec	05/'06->	K20HR-U11	3381	D118	1,0	IKH20 144 VKH20
1.5 (6 - Z3) CZCi 16V Turbo		110	4G15 (DOHC) (Mpi, TC, IC)	Turbo	05/'06->	VKH20Y	5639	V39	0,8	VKH20Y
1.6 (2 - C1)	1600 i Turbo	77	G32B (Turbo)		'86-'88	W22EPR-U	3088	D19	0,8	IW22 107 VW22
1.6 (2 - C1)	1600 i Turbo	92	4G32 T (Turbo)		'83-'88	W20EPR-U	3047	D2	0,8	IW20 106 VW20
1.6 (3 - C5)	i 16V GTi	91-100	4G61 (DOHC)		'88-'90	W20EPR-U	3047	D2	0,8	IW20 106 VW20
1.6 (4 - CA)	i 16V	83	4G92 (SOHC)		04/'92-04/'96	K20PR-U11	3121	D14	1,1	IK20 104 VK20
1.6 (5 - C1)	i 16V	66	4G92 (SOHC)	Twin coil	11/'95-06/'03	K20PR-U11	3121	D14	1,1	IK20 104 VK20
1.6 (5 - C1)	i 16V GL		4G92 (SOHC) MVV	Twin coil	11/'95-05/'99	K16PR-U11	3130	D21	1,1	IK16 103 VK16
1.8 (3 - C5)	i 16V GTi	100	4G67 (DOHC)		'89-'92	W20EPR-U	3047	D2	0,8	IW20 106 VW20
1.8 (3 - C5)	i 16V GTi	100	4G67 (DOHC) MPi	Cat	'89-'92	W20EPR-U11	3049	D13	1,1	IW20 106 VW20
1.8 (4 - CA)	i 16V GTi	103	4G93 (DOHC)		04/'92-04/'96	K20PR-U11	3121	D14	1,1	IK20 104 VK20
CORDIA (A21)										
1.6	1600 Turbo	84-100	4G32 (T) (Turbo)		'82-'84	W20EPR-U	3047	D2	0,8	IW20 106 VW20
1.6	1600	55	4G32		'84-'86	W20EPR-U	3047	D2	0,8	IW20 106 VW20
1.8	1800 Turbo	100	G62B (T) (Turbo)		'84-'88	W22ESR-U	3098	-	0,8	
1.8	1800	66	4G37		'86-'87	W20EPR-U	3047	D2	0,8	IW20 106 VW20
DIAMANTE										
3.0	3000		6G72 (DOHC)		'94->	K20PR-U11	3121	D14	1,1	IK20 104 VK20
3.0	3000		6G72 (SOHC)		'94->	W20EPR-U11	3049	D13	1,1	IW20 106 VW20
DEBONAIR										
2.0	i V-6 (S11A)		6G71 (Supercharged)		02/'87-09/'89	P20PR-S11	3116	-	1,1	VW20

* Only available in RU, TR and ISR



KW

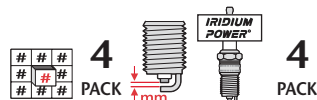


MITSUBISHI <i>continued</i>													
ECLIPSE													
1.8 (D2)	1800 Coupe	68	4G37		Cat	'90-'91	W20EPR-U11	3049	D13	1,1	IW20	I06	VW20
2.0 (D2)	i 16V	110	4G63 (SOHC / DOHC)		Cat	01/'90-03/'94	W20EPR-U11	3049	D13	1,1	IW20	I06	VW20
2.0 (D3)	GS	107	4G63 (DOHC)			08/'95->	W20EPR-U11	3049	D13	1,1	IW20	I06	VW20
2.0 (D3)	i 16V (2WD, 4WD)	161	4G63 (DOHC, Turbo) (J, USA)			01/'94-06/'97	W20EPR-U	3047	D2	0,8	IW20	I06	VW20
2.0 (D3)	i 16V (2WD, 4WD)	161	4G63 (DOHC, Turbo) (J, USA)	Hard use		01/'94-06/'97	W20ETR-L8	3279	-	0,8	IW20	I06	VW20
2.4 (D5)	i 16V	108	4G64 (SOHC, MPI)		(USA)	05/'99->	K16PR-U11	3130	D21	1,1	IK16	I03	VK16
3.0 (D5)	i V-6 24V (GT)	147	4G72 (SOHC, MPI)		(USA)	05/'99-09/'00	PK20PR11	3168	P28	1,1			VK20
3.0 (D5)	i V-6 24V (GT)	147	4G72 (SOHC, MPI)		(USA)	01/'00-01/'02	PK16PR-P11	3174	-	1,1	SK16PR-A11	S8	VK16
3.0 (D5)	i V-6 24V (GT)	147	4G72 (SOHC, MPI)		(USA)	01/'00-06/'03	PK16PR-P11	3174	-	1,1	SK16PR-A11	S8	VK16
3.0 (D5)	i V-6 24V (GT)	147	4G72 (SOHC, MPI)		(USA)	07/'03->	K20PSR-B8	-	-	0,8	IK20	I04	VK20Y
3.0 (D5)	i V-6 24V (GTS) (210hp)	154	4G72 (SOHC, MPI, VIC) (Var. Induction)		(USA)	02/'02-06/'03	SK20PR-B8	3408	-	0,8			VK20Y
ENDEAVOR (D71W, D81W)													
3.8	i V-6 24V (2WD, 4WD)	165	4G75 (SOHC, MPI)		(USA)	01/'03->	K20PSR-B8	-	-	0,8	IK20	I04	VK20Y
EXPO													
1.8	1800		4G93			'94->	K16PR-U11	3130	D21	1,1	IK16	I03	VK16
2.4	2400		4G64			'94->	K16PR-U11	3130	D21	1,1	IK16	I03	VK16
FTO													
1.8	i 16V	92	4 G 93			10/'94->	K16PR-U11	3130	D21	1,1	IK16	I03	VK16
2.0	i V6 24V (front MIVEC)	132	6 A 12 MIVEC			10/'94->	K22TMR11	3249	-	1,1	IK22	I10	VK22
2.0	i V6 24V (rear MIVEC)	132	6 A 12 MIVEC			10/'94->	PK22PR-L11S	3284	P30	1,1	SK22PR-M11	S17	VK22
2.0	i V6 24V	132	6 A 12			10/'94->	K20PR-U11	3121	D14	1,1	IK20	I04	VK20
2.0	i V6 24V	132	6 A 12			10/'94->	PK20PR11	3168	P28	1,1			VK20
GALANT													
1.2 (1 - A1)	1200					'76-'84	W20EPR-U	3047	D2	0,8	IW20	I06	VW20
1.4 (1 - A1)	1400					'76-'84	W20EPR-U	3047	D2	0,8	IW20	I06	VW20
1.6 (1 - A1)	1600		4G32			'74-'80	W20EPR-U	3047	D2	0,8	IW20	I06	VW20
1.6 (2 - A16)	1600	55	4G32			'80-05/'84	W20EPR-U	3047	D2	0,8	IW20	I06	VW20
1.6 (3 - E1)		55-68	4G32			'84-12/'87	W20EPR-U	3047	D2	0,8	IW20	I06	VW20
1.6 (4 - E3)		59	4G32 (SOHC)			11/'87-10/'92	W20EPR-U	3047	D2	0,8	IW20	I06	VW20
1.7 (1 - A1)	1700		4G35			'73-'80	W16EP-U	3018	D8	0,8	IW16	I05	VW16
1.8 (4 - E3)		66	4G37 (SOHC) Carb.			11/'89-10/'92	W20EPR-U	3047	D2	0,8	IW20	I06	VW20
1.8 (4 - E3)		63	4G37 (SOHC) El. Carb.		Cat	11/'87-10/'92	W20EPR-U	3047	D2	0,8	IW20	I06	VW20
1.8 (4 - E3)	i	66	4G37 (SOHC) (ECi)		Cat	11/'89-10/'92	W20EPR-U11	3049	D13	1,1	IW20	I06	VW20
1.8 (5 - E5)			4G37			10/'92-'97	W22EPR-U11	3089	-	1,1	IW22	I07	VW22
1.8 (5 - E5)	i 16V	93	4G93 (SOHC) Mpi			10/'92-'97	K20PR-U11	3121	D14	1,1	IK20	I04	VK20
1.9 (1 - A1)	1850		4G51			'76-'80	W20EPR-U	3047	D2	0,8	IW20	I06	VW20
2.0 (1 - A1)	2000		4G52 (SOHC)			'73-'80	W20EPR-U	3043	D4	0,8	IW20	I06	VW20
2.0 (2 - A16)	2000	75	4G63			'80-05/'84	W20EPR-U	3047	D2	0,8	IW20	I06	VW20
2.0 (2 - A16)	2000 Turbo	125	4G63 T			'81-05/'84	W22ESR-U	3098	-	0,8			
2.0 (3 - E1)		75-81	4G63			'84-'87	W20EPR-U	3047	D2	0,8	IW20	I06	VW20
2.0 (3 - E1)		66	G63B		Cat	'86-'87	W20EPR-U	3047	D2	0,8	IW20	I06	VW20
2.0 (3 - E1)	i 16V	106-107	4G63 (DOHC)			'87-'88	W20EPR-U	3047	D2	0,8	IW20	I06	VW20
2.0 (3 - E1)	i Turbo	107-110	4G63 T			'84-'87	W22ESR-U	3098	-	0,8			
2.0 (4 - E3)	i	82	4G63 (SOHC, MPI)			11/'87-10/'92	W20EPR-U	3047	D2	0,8	IW20	I06	VW20
2.0 (4 - E3)	i	80	4G63 (SOHC, MPI)		Cat	11/'87-10/'92	W20EPR-U11	3049	D13	1,1	IW20	I06	VW20
2.0 (4 - E3)	i 16V	107	4G63 (DOHC, MPI)			11/'87-10/'92	W20EPR-U11	3049	D13	1,1	IW20	I06	VW20
2.0 (4 - E3)	i 16V	106	4G63 (DOHC, MPI)		Cat	11/'87-05/'90	W20EPR-U11	3049	D13	1,1	IW20	I06	VW20
2.0 (4 - E3)	i / i 16V (4WD, 4WD, 4WS)	80-107	4G63 (DOHC)			06/'90-10/'92	W22EPR-U11	3089	-	1,1	IW22	I07	VW22
2.0 (5 - E5)	i 16V	101	4G63 (SOHC, MPI)			10/'92-'97	K20PR-U11	3121	D14	1,1	IK20	I04	VK20
2.0 (5 - E5)	i V-6 24V	110	6A12 (DOHC)			10/'92-'97	PK20PR-P11	3141	P14	1,1			VK20
2.0 (6 - EA)	i 16V	101	4G63 (SOHC, MPI)			09/'96->	PK20PR-P11	3141	P14	1,1			VK20
2.4 (3 - E1)		82	G64B		Cat	'85-'87	W20EPR-U11	3049	D13	1,1	IW20	I06	VW20
2.4 (4 - E3)	i 16V	91	4G64 (DOHC, MPI)		(USA)	11/'87-05/'90	P20PR-S11	3116	-	1,1			VW20
2.4 (6 - EA)	i 16V	110	4G64 (GDI)		Direct injection	10/'98->	VKB16*	5624	V24	1,0			VKB16*
2.5 (5 - E5)	i V-6 24V (... / 4WD, 4WS)	125	6G73 (DOHC)			10/'92-'97	PK20PR-P11	3141	P14	1,1			VK20
2.5 (6 - EA)	i V-6 24V	125	6G73 (DOHC)			10/'92->	PK20PR-P11	3141	P14	1,1			VK20
2.5 (6 - EA)	i V-6 24V (Legnum)	118-129	6A13 (SOHC)		(J)	02/'97->	PK20PR-P11	3141	P14	1,1			VK20
2.5 (6 - VR4-S)	i V-6 24V Turbo (Legnum)	191	6A13 (DOHC)		(J)	02/'97->	PK20PR-P8	3245	P27	0,8			VK20Y
GRANDIS (CHARIOT) (NA4W)													
2.4	i 16V	121	4G69 (SOHC) (Mpi)				IKH20	5344	I44	0,8	IKH20	I44	VKH20
i													
0.7	i 12V Turbo	38-47	3B 20 MIVEC			11/'07->	SXU22HDR8	-	-	0,8	-	-	-
JEEP													
2.0	2000	75	4G52			'75-'89	W20EPR-U	3047	D2	0,8	IW20	I06	VW20
2.6	2600	89	4G53			'82-'89	W20EPR-U	3047	D2	0,8	IW20	I06	VW20
L 200													
1.6	1600		4G32			'86-'92	W20EPR-U	3047	D2	0,8	IW20	I06	VW20
1.6	1600		4G32			'92->	W16EPR-U	3021	D6	0,8	IW16	I05	VW16
2.0	2000	65	4G63			'86-'92	W22EPR-U	3088	D19	0,8	IW22	I07	VW22
2.0	2000	65	4G63			'92->	W20EPR-U	3047	D2	0,8	IW20	I06	VW20
2.4	2400 i 16V	82-90	4G64			'94->	W20EPR-U11	3049	D13	1,1	IW20	I06	VW20

* Only available in RU, TR and ISR



KW

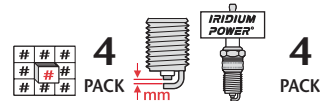


Application tables

MITSUBISHI <i>continued</i>												
2.6	2600		4G54		'87-05/'95	W20EPR-U11	3049	D13	1,1	IW20	106	VW20
3.0	3000 i V-6 24V	130	6G72		05/'98->	PK20PR-P11	3141	P14	1,1			VK20
L 300												
1.4	1400		4G33		'94->	W20EPR-U	3047	D2	0,8	IW20	106	VW20
1.6	1600	48-51	4G32		'80-'94	W16EPR-U	3021	D6	0,8	IW16	105	VW16
1.8	1800 4x4	72	4G62		'83-'85	W16EPR-U	3021	D6	0,8	IW16	105	VW16
2.0	2000	65-66	4G63		'86-'94	W20EPR-U	3047	D2	0,8	IW20	106	VW20
2.0	2000	65	6G3B	(CH)	'86-'88	W20EPR-U11	3049	D13	1,1	IW20	106	VW20
2.0	i 16V	83	4G63		07/'96->	K16PR-U11	3130	D21	1,1	IK16	103	VK16
2.4	2000 4x4	75	4G63		'85-'86	W16EPR-U	3021	D6	0,8	IW16	105	VW16
2.4	2400 i 4x4	82	4G64 (OHC, MPI)	Cat	'86-'92	W20EPR-U11	3049	D13	1,1	IW20	106	VW20
2.4	2400 i 4x4	82	4G64 (OHC, MPI)	Cat	'92->	P20PR11	3115	-	1,1	IW20	106	VW20
2.4	2400 i	82	4G64 (OHC, MPI)	Cat	11/'90->	P20PR11	3115	-	1,1	IW20	106	VW20
L 400												
2.0	i 16V	83	4G63		07/'96->	K16PR-U11	3130	D21	1,1	IK16	103	VK16
2.4	i 16V	83	4G64		12/'94-03/'01	K16PR-U11	3130	D21	1,1	IK16	103	VK16
LANCER												
1.2 (1 - A17.)	1200	41	4G11		'79-'83	W16EPR-U	3021	D6	0,8	IW16	105	VW16
1.2 (2 - A17.)	1200	40	4G16		'83-'84	W20EPR-U	3047	D2	0,8	IW20	106	VW20
1.2 (3 - C1/3)	1200	40	4G16 (SOHC)		'84-08/'86	W20EPR-U	3047	D2	0,8	IW20	106	VW20
1.2 (4 - C6/7)	1200	44	4G16		08/'86-'92	W20EPR-U	3047	D2	0,8	IW20	106	VW20
1.3 (3 - C1/3)	1300	49-55	4G13		'88-'92	W20EPR-U	3047	D2	0,8	IW20	106	VW20
1.3 (4 - C6/7)	1300	49-55	4G13	ICE	'91-'92	W16EPR-U	3021	D6	0,8	IW16	105	VW16
1.3 (5 - CB/D) i 12V		55	4G13 (SOHC)	Cat	06/'92-03/'96	W16EPR-U11	3201	D100	1,1	IW16	105	VW16
1.3 (6 - CK/P) i 12V		55	4G13 (SOHC)		'96-'03	W16EPR-U11	3201	D100	1,1	IW16	105	VW16
1.3 (7 - CS) i 16V (JT)		60	4G13 (SOHC)		01/'98->	K20PR-U11	3121	D14	1,1	IK20	104	VK20
1.4 (1 - A17.)	1400	50	4G12		'79-'83	W20EPR-U	3047	D2	0,8	IW20	106	VW20
1.4 (2 - A17.)	1400	52	4G12		'80-'83	W20EPR-U	3047	D2	0,8	IW20	106	VW20
1.4 (2 - A17.)	1400 Turbo	77	4G12 T		'80-'83	W20EPR-U	3047	D2	0,8	IW20	106	VW20
1.5 (3 - C1/3)	1500	55	4G15		'83-'88	W20EPR-U	3047	D2	0,8	IW20	106	VW20
1.5 (3 - C1/3)	1500	51	G15B	Cat	'83-'88	W20EPR-U11	3049	D13	1,1	IW20	106	VW20
1.5 (4 - C6/7)	1500	62	4G15 (SOHC)	ICE	'91-'92	W16EPR-U	3021	D6	0,8	IW16	105	VW16
1.5 (4 - C6/7)	1500	62	4G15 (SOHC)		'90-'92	W16EPR-U11	3201	D100	1,1	IW16	105	VW16
1.5 (4 - C6/7)	1500 i	62-66	4G15 (SOHC)	Cat	'88-'90	W20EPR-U	3047	D2	0,8	IW20	106	VW20
1.5 (4 - C6/7)	1500 i	62-66	4G15 (SOHC)	Cat	'90-'92	W20EPR-U11	3049	D13	1,1	IW20	106	VW20
1.5 (5 - CB/D) i 12V		67	4G15 (SOHC)	Cat	'92-'96	W20EPR-U11	3049	D13	1,1	IW20	106	VW20
1.5 (5 - CB/D) 1500 i			4G91 (MPI)		'94-'96	K20PR-U11	3121	D14	1,1	IK20	104	VK20
1.5 (7 - CY2A) i 16V		80	4A 91 MIVEC		03/'07->	IKH20	5344	I44	1,1	IKH20	144	VKH20Y
1.6 (1 - A17.)	1600	62	4G32		'78-'83	W20EPR-U	3043	D4	0,8	IW20	106	VW20
1.6 (3 - C1/3)	1600 Turbo		4G32 T		'83-'85	W22EPR-U	3088	D19	0,8	IW22	107	VW22
1.6 (3 - C1/3)	1600 Turbo		4G32 T		'86-'88	W20EPR-U	3047	D2	0,8	IW20	106	VW20
1.6 (5 - CB/D) 1600 i			4G92		'94-'96	K16PR-U11	3130	D21	1,1	IK16	103	VK16
1.6 (5 - CB/D) i 16V (... / 4x4)		83	4G92 (SOHC)	Cat	'92-'96	K20PR-U11	3121	D14	1,1	IK20	104	VK20
1.6 (6 - CK/P) i 16V		83	4G92 (SOHC)	Cat	'96-'03	K20PR-U11	3121	D14	1,1	IK20	104	VK20
1.6 (7 - CS) i 16V (JT)		72	4G15 / 4G18 (SOHC)		01/'98->	K20PR-U11	3121	D14	1,1	IK20	104	VK20
1.8 (3 - C1/3)	1800 i 4x4	61	G37B	Cat	'87-'89	W20EPR-U11	3049	D13	1,1	IW20	106	VW20
1.8 (3 - C1/3)	1800 i 4x4	66	4G37		'87-'88	W20EPR-U	3047	D2	0,8	IW20	106	VW20
1.8 (4 - C6/7)	1800 i 4x4	71	4G37 (El.Carb.)	Cat	'89-'92	W20EPR-U11	3049	D13	1,1	IW20	106	VW20
1.8 (5 - CB/D) i 16V GTi		103	4G93 (DOHC) MPI	Cat	'91-'96	K20PR-U11	3121	D14	1,1	IK20	104	VK20
1.8 (7 - CY3A) i 16V		105	4B 10 MIVEC		02/'08->	K20PSR-B8	3431	-	0,8	IK20	104	VK20Y
2.0 (1 - A17.)	2000 i Turbo	125	4G63 T		'81-'83	W22ESR-U	3098	-	0,8			
2.0 (7 - CS) i 16V (JT)		99-100	4G63 (DOHC) (MPI)		01/'98->	P20PR11	3115	-	1,1			VW20
2.0 (7 - CY4A) i 16V		103	4B 11 MIVEC		03/'07->	K20PSR-B8	3431	-	0,8	IK20	104	VK20Y
LANCER EVO												
2.0 (CD9A) Evolution I			4G63 (Turbo)		10/'91-01/'94	W20EPR-U	3043	D4	0,8	IW20	106	VW20
2.0 (CE9A) Evolution II			4G63 (Turbo)		01/'94-08/'94	W22EPR-U	3085	D27	0,8	IW22	107	VW22
2.0 (CE9A) Evolution III			4G63 (Turbo)		09/'94-07/'96	W22ETR-L8	3272	-	0,8	IW22	107	VW22
2.0 (CN9A) Evolution IV			4G63 (Turbo)		08/'96-01/'98	P22PR8	3302	-	0,8	IW22	107	VW22
2.0 (CP9A) Evolution V	206		4G63 (Turbo)		01/'98-01/'99	P22PR8	3302	-	0,8	IW22	107	VW22
2.0 (CP9A) Evolution VI	205		4G63 (Turbo)		01/'99-02/'01	P22PR8	3302	-	0,8	IW22	107	VW22
2.0 (CP9A) Evo VI Makkinen/Zero fighter	250		4G63 (Turbo)	(Iridium)	01/'00-'02	S22PR-A7	3354	S13	0,7	S22PR-A7	S13	
2.0 (CT9A) Evolution VII	205		4G63 (Turbo)	(Iridium)	02/'01-'03	S22PR-A7	3354	S13	0,7	S22PR-A7	S13	
2.0 (CT9A) Evolution VII	195-205		4G63 (Turbo)	(Iridium)	12/'99-09/'00	S22PR-A7	3354	S13	0,7	S22PR-A7	S13	
2.0 (CT9A) Evolution VII	195-205		4G63 (Turbo)	(Iridium 0,4)	12/'00-02/'03	VW22	5607	V07	0,7			VW22
2.0 (CT9A) Evolution VIII	195-205		4G63 (Turbo)	(Iridium 0,4)	01/'04-01/'05	VW22	5607	V07	0,7			VW22
2.0 (CT9A) Evolution IX	195-205		4G63 (Turbo)	(Iridium 0,4)	02/'05->	VKH22	5619	V19	0,8			VKH22
MINI CAB												
0.5	500	24-28	G23B		'84-'88	W20EPR-U	3047	D2	0,8	IW20	106	VW20
0.6	550	34	3G81 (DOHC)		'89->	W20EPR-U	3047	D2	0,8	IW20	106	VW20
MINICA DANGAN ZZ												
0.55	i 15V (Turbo)	47	3G81	3 Cyl.	'89->	XU22EPR-U	3179	-	0,9	IXU22	108	VXU22



KW



MITSUBISHI <i>continued</i>												
MIRAGE (A15..)												
1.2	1200		4G11		'79-'84	W16EPR-U	3021	D6	0,8	IW16	I05	VW16
1.4	1400		4G12		'79-'84	W16EPR-U	3021	D6	0,8	IW16	I05	VW16
1.4	1400 Turbo		4G12 T		'82-'84	W20EPR-U	3047	D2	0,8	IW20	I06	VW20
MONTERO												
2.4	i V-6		4G64 (MPI)		'98->	K16PR-U11	3130	D21	1,1	IK16	I03	VK16
3.0	V-6		6G72		'91->	W16EPR-U11	3201	D100	1,1	IW16	I05	VW16
3.0	i V-6 24V	133	6G72		'97->	PK20PR-P11	3141	P14	1,1			VK20
3.5	i V-6 24V	143	6G74		'94->	PK16PR-P11	3174	-	1,1	SK16PR-A11	S8	VK16
OUTLANDER (AIRTREK)												
2.0	i 16V (CU2W)	100	4G63 (MPI)		02/'03->	P20PR11	3115	-	1,1			VW20
2.0	i 16V (CU2W) Turbo	149	4G63 (MPI) Turbo (T/C - W/CLR)		07/'04->	P20PR8	3115	-	0,8			VW20
2.4	i 16V (CU4W)	118	4G64 (ECI)	Japan	02/'03->	K16PR-U11	3130	D21	1,1	IK16	I03	VK16
2.4	i 16V (CU5W)	212	4G69 (MPI)		02/'03->	IKH20	5344	I44	0,8	IKH20	I44	VKH20
2.4	i 16V (CW5W)	125	4B 12 MIVEC		06/'07->	K16PSR-B8	-	-	0,8	-	-	-
3.0	i V-6 24V (CW6W)	162	6B 31 MIVEC		11/'06->	SXU22HDR8	-	-	0,8	-	-	-
PAJERO / SHOGUN												
2.4	2400 i (V21W)		4G64	Cat	'90->	W20EPR-U11	3049	D13	1,1	IW20	I06	VW20
2.6	2600 (L04)	76	4G54		'82-'84	W20EPR-U	3047	D2	0,8	IW20	I06	VW20
2.6	2600 (L04)	76	4G54		'84-'90	W16EPR-U	3021	D6	0,9	IW16	I05	VW16
2.6	2600 (L04)	79	4G54	Cat	'86-'90	W20EPR-U11	3049	D13	1,1	IW20	I06	VW20
3.0	i V-6 (L14)	104-110	6G72	W/W Cat	'88-04/'91	W16EPR-U11	3201	D100	1,1	IW16	I05	VW16
3.0	i V-6 (V23, V43)	110	6G72	W/W Cat	05/'91->	W16EPR-U11	3201	D100	1,1	IW16	I05	VW16
3.0	i V-6 24V (V2.., V4..)	133	6G72	Cat	'97->	PK20PR-P11	3141	P14	1,1			VK20
3.0	i V-6 24V (4x4) (K90)	136	6G72 (SPORT)		11/'98->	PK20PR-P11	3141	P14	1,0			VK20
3.5	i V-6 24V (V2.., V4..)	143-153	6G74	Cat	07/'91->	PK16PR-P11	3174	-	1,1	SK16PR-A11	S8	VK16
3.5	Evolution (V55W)	180	4G74 (MIVEC) V-6 24V	(J)	10/'97->	PK22PR8	3273	-	0,8	IK22	I10	VK22
3.5	i V-6 24V (V60)	162	6G74 (GDI)	Direct injection	04/'00->	VKB16*	5624	V24	1,0			VKB16*
3.8	i V-6 24V (V87/97)	184	6G 75		11/'06->	SK20PR-A8	3403	S21	0,8	IK20	I04	VK20Y
PAJERO PININ												
1.8	i 16V GDi (H6..)	88	4G93 (DOHC) GDi	Direct injection	10/'99->	VKB20*	5625	-	1,0			VKB20*
1.8	i 16V (H7..W)	84	4G93 (ECI-Multi) (Mpi)		09/'01->	K16PR-U11	3130	D21	1,1	IK16	I03	VK16
2.0	i 16V GDi (H7..W)	95	4G94 (DOHC) GDi	Direct injection	10/'00->	VKB16*	5624	V24	1,0			VKB16*
ROSA												
2.4		62	4G53		'75-'82	W20EP-U	3043	D4	0,8	IW20	I06	VW20
SAPPORO												
1.6	1600 GSR	55	4G32		'81-'87	W16EPR-U	3021	D6	0,8	IW16	I05	VW16
2.0	2000 GLS / GSR	85	4G63 (S)		'81-'84	W22EPR-U	3088	D19	0,8	IW22	I07	VW22
2.0	2000 Turbo	125	4G63 T		'81-'84	W22ESR-U	3098	-	0,8			
2.4	2400 i	91-95	4G64		05/'87-08/'89	W22EPR-U11	3089	-	1,1	IW22	I07	VW22
SIGMA (F16,F07)												
3.0	i V-6		6G72 (SOHC)		'90-'93	W20EPR-U11	3049	D13	1,1	IW20	I06	VW20
3.0	i V-6 24V (... / 4WS)	151	6G72 (DOHC)		'90-'93	PK20PR-P11	3141	P14	1,1			VK20
3.0	i V-6		6G72 (SOHC) MPI		'94-07/'96	W20EPR-U11	3049	D13	1,1	IW20	I06	VW20
3.0	i V-6 24V	151	6G72 (DOHC) MPI		'94-07/'96	PK20PR-P11	3141	P14	1,1			VK20
SPACE GEAR												
2.0	2000 i	85	4G63		01/'95->	K16PR-U11	3130	D21	1,1	IK16	I03	VK16
2.4	2400 i	97	4G64		01/'95->	K16PR-U11	3130	D21	1,1	IK16	I03	VK16
2.4	2400 i 4x4	97	4G64		05/'95->	K16PR-U11	3130	D21	1,1	IK16	I03	VK16
SPACE RUNNER												
1.8	1800 (N11, N21)	92	4G93		'91-'99	K20PR-U	3145	D22	0,8	IK20	I04	VK20Y
1.8	1800 (N11, N21)	90	4G93	Cat	'91-'99	K20PR-U11	3121	D14	1,1	IK20	I04	VK20
2.0	i 16V (N50)	98	4G63		10/'98->	K20PR-U11	3121	D14	1,1	IK20	I04	VK20
2.4	i 16V GDi (N5..)	110	4G64 (DOHC) GDi	Direct injection	08/'99->	VKB16*	5624	V24	1,0			VKB16*
SPACE STAR												
1.3	i 16V	63	4G13 (+4G1)		06/'98-05/'00	K16PR-U11	3130	D21	1,1	IK16	I03	VK16
1.3	i 16V	63	4G13 (+4G1)		06/'00->	K20PR-U11	3121	D14	1,1	IK20	I04	VK20
1.6	i 16V	72	4G18 (+4G92)		04/'01->	K20PR-U11	3121	D14	1,1	IK20	I04	VK20
1.8	i 16V GDi	92	4G93 (DOHC) GDi	Direct injection	06/'98-08/'02	VKB20*	5625	-	1,0			VKB20*
1.8	i 16V	85	4G93		09/'02->	K16PR-U11	3130	D21	1,1	IK16	I03	VK16
SPACE WAGON												
1.8	1800 (D05)	66	4G37		'84-'91	W20EPR-U	3047	D2	0,8	IW20	I06	VW20
1.8	i 16V (N31, N41)	90	4G93		'91-'92	K20PR-U	3145	D22	0,8	IK20	I04	VK20Y
1.8	i 16V (N31, N41)	90	4G93 MPI	Cat	'91-'92	K20PR-U11	3121	D14	1,1	IK20	I04	VK20
2.0	2000 (D04W, D08W)	62-75	G63B		'85-05/'88	W20EPR-U11	3049	D13	1,1	IW20	I06	VW20
2.0	2000 i (D04W, D08W)	74-75	4G63	Cat	06/'88-04/'91	W22EPR-U11	3089	-	1,1	IW22	I07	VW22
2.0	2000 i	74	4G63	Cat	'88-'91	W22EPR-U11	3089	-	1,1	IW22	I07	VW22
2.0	i 16V (N33, N43)	98	4G63 (DOHC)	Cat	'91-10/'98	K20PR-U11	3121	D14	1,1	IK20	I04	VK20
2.0	i 16V GDi (N5..)	95	4G94 (DOHC) GDi	Direct injection	04/'02->	VKB20*	5625	-	1,0			VKB20*
2.4	i 16V	87	4G64 (SOHC)	Cat	'91-10/'98	K20PR-U11	3121	D14	1,1	IK20	I04	VK20
2.4	i 16V GDi (N5..)	110	4G64 (DOHC) GDi	Direct injection	10/'98->	VKB16*	5624	V24	1,0			VKB16*

* Only available in RU, TR and ISR



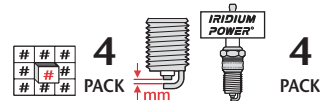
KW



MITSUBISHI <i>continued</i>												
STARION												
2.0	2000				'82-'88	W22EPR-U	3088	D19	0,8	IW22	107	VW22
2.0	2000 i Turbo	110-132	4G63 Turbo		02/'82-05/'88	W22ESR-U	3098	-	0,8			
2.6	2600 i Turbo	114	G54B Turbo	Cat	06/'86-03/'90	W20EPR-U11	3049	D13	1,1	IW20	106	VW20
3.0	i V-6 24V		6G72 (DOHC, MPI)	Cat	04/'90-05/'93	PK20PR-P11	3141	P14	1,1			VK20
3.0	i V-6 24V Twin Turbo	206-210	6G72 (DOHC, MPI) Twin Turbo	Cat	'92->	PK20PR-P11	3141	P14	1,1			VK20
TREDIA (A21)												
1.4	1400	50-51	4G12		'82-'84	W16EPR-U	3021	D6	0,8	IW16	105	VW16
1.5	1500	55	4G15		'84-'85	W20EPR-U	3047	D2	0,8	IW20	106	VW20
1.6	1600	55-67	4G32		'82-'84	W16EPR-U	3021	D6	0,8	IW16	105	VW16
1.6	1600 Turbo	84-88	4G32 T		'82-'84	W20EPR-U	3047	D2	0,8	IW20	106	VW20
1.8	1800 Turbo	100	4G62 T		'84-'85	W22ESR-U	3098	-	0,8			
1.8	1800	66-77	4G37		'84-'86	W20EPR-U	3047	D2	0,8	IW20	106	VW20
1.8	1800 4x4	66-77	4G37		'84-'86	W20EPR-U	3047	D2	0,8	IW20	106	VW20
2.0	2000 4x4	75	G63B		'86-'88	W20EPR-U11	3049	D13	1,1	IW20	106	VW20
MORGAN												
4 / 4												
1.8	i 16V	92	Zetec MPI		'93->	PT16VR10	5093		1,0	ITV16	138	
PLUS 8												
3.5	V-8	115	Rover		'77-'84	W20EPR-U	3047	D2	0,8	IW20	106	VW20
3.5	i V-8	142	Rover EFI		'84-'89	W20EPR-ZU	3291	-	0,8	IW20	106	VW20
3.5	i V-8	136-140	Rover EFI	Cat	01/'90->	W20EPR-ZU	3291	-	0,9	IW20	106	VW20
MOSKVICH												
412												
ALL					->'76	W20EP-U	3043	D4	0,7	IW20	106	VW20
2140												
1.5		55			'74-'89	W22EP-U	3085	D27	0,7	IW22	107	VW22
2141 / ALEKO												
1.5		54			'87->	W20EP-U	3043	D4	0,7	IW20	106	VW20
1.6		52-59	(BA3)		'87->	W20EP-U	3043	D4	0,7	IW20	106	VW20
1.7		64	(Y3AM 3317)		'94->	W20EP-U	3043	D4	0,7	IW20	106	VW20
1.8		70	(Y3AM 3313)		'96->	W20EPR-U	3047	D2	0,8	IW20	106	VW20
2.0	i	83	Renault F3R		'96->	W20EP-U	3043	D4	0,9	IW20	106	VW20
LSH												
1.5					'87->	W20EP-U	3043	D4	0,7	IW20	106	VW20
SCALDIA												
1.4	408 / 426 / 1400				->'76	W20S-U	3075	-	0,6			
ZAZ 12V 4												
1.2	966 / 968 / A				'74-'90	W16FS-U	3034	-	0,7	IWF16	159	
1.2	2136 / 2138				'74-'90	W20FP-U	3068	D18	0,7	IWF20	178	
MURAT												
124												
All models					->'80	W20EP-U	3043	D4	0,8	IW20	106	VW20
131												
All models					->'80	W20EP-U	3043	D4	0,8	IW20	106	VW20
NISSAN												
100 NX (B13)												
1.6	16V	66-70	GA 16 DS		'90-10/'92	K20PR-U	3145	D22	0,9	IK20	104	VK20Y
1.6	i 16V	75-81	GA 16 DE		10/'92->	K16PR-U	3191	D77	0,9	IK16	103	VK16
2.0	i 16V (GTi)	105	SR 20 DE		10/'90->	K20R-U	3122	D31	0,8	IK20	104	VK20Y
200 SX												
1.8 (S13)	Turbo	129	CA 18 DET		'88->	Q20PR-U11	3008	D11	1,1	IQ20	102	VQ20
1.8 (S13)	Turbo	124	CA 18 DET	Cat	'88->	PQ20R	3117	-	1,1	IQ20	102	VQ20
2.0 (S14)	i 16V	118	SR 20 DE (DOHC)		10/'93->	K20R-U	3122	D31	0,9	IK20	104	VK20
2.0 (S14)	i 16V Turbo	147	SR 20 DET (DOHC)		04/'94->	PK20PR-P8	3245	P27	0,8			VK20Y
280 ZX (S130)												
2.8		114	L 28 E		->'83	W20ES-U	3051	-	0,9	IW20	106	VW20
2.8		114	L 28 E		'78-'83	W20EPR-U11	3049	D13	1,1	IW20	106	VW20
2.8	Turbo	147	L 28 ET		'82-'84	W20EPR-U11	3049	D13	1,1	IW20	106	VW20
300 ZX												
3.0 (Z31)		122	VG 30 E		'84-'89	Q20PR-U11	3008	D11	1,1	IQ20	102	VQ20
3.0 (Z31)	Turbo	149-169	VG 30 (E)T		'84-'90	Q20PR-U11	3008	D11	1,1	IQ20	102	VQ20
3.0 (Z32)		122	VG 30 DE		'90->	PK20PR11	3168	P28	1,1			VK20
3.0 (Z32)	i V-6 24V Twin Turbo	197-208	VG 30 DETT	Cat	01/'90->	PK20PR11	3168	P28	1,1			VK20
350 Z (Z33)												
3.5	i V-6 24V	206	VQ 35 DE (V-6)	(50.k km)	'03->	VKH16	5617	V17	1,1	IKH16	143	VKH16
ALMERA												
1.4 (N15)	i 16V	55-64	GA 14 DE (DOHC)		09/'95->	K16PR-U	3191	D77	0,8	IK16	103	VK16



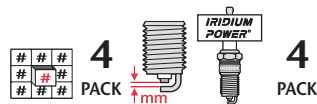
KW



NISSAN <i>continued</i>												
1.5 (N16)	i 16V	66	QG 15 DE (DOHC) (Neo)		02/'00-03	K16PR-U11	3130	D21	1,1	IK16	I03	VK16
1.5 (N16)	i 16V	66	QG 15 DE (DOHC) (Neo)	(26.5mm thread)	03->	K16HPR-U11	6076	D166	1,1	IKH16	I43	VKH16
1.6 (N15)	i 16V	66-72	GA 16 DE (DOHC)		09/'95->	K16PR-U	3191	D77	0,8	IK16	I03	VK16
1.8 (N16)	i 16V	84	QG 18 DE (DOHC) (Neo)		02/'00-03	K16PR-U11	3130	D21	1,1	IK16	I03	VK16
1.8 (N16)	i 16V	84	QG 18 DE (DOHC) (Neo)	(26.5mm thread)	03->	K16HPR-U11	6076	D166	1,1	IKH16	I43	VKH16
2.0 (N15)	GTi 16V	105	SR 20 DE (DOHC)		03/'96->	K16R-U11	3120	D32	1,1	IK20	I04	VK20
ALMERA (II) TINO (V10)												
1.8	i 16V	84	QG 18 DE (DOHC) (Neo)		02/'00->	K16PR-U11	3130	D21	1,1	IK16	I03	VK16
2.0	i 16V	100	SR 20 DE (DOHC)		02/'00->	PK20PR-L11	3142	P15	1,1			VK20
AXXESS												
2.4	2400		KA 24 E M11		'93->	K16GPR-U11	3135	-	1,1			
BE 1												
1.0		38	MA 10		'87->	W16EPR-U	3021	D6	0,8	IW16	I05	VW16
BLUEBIRD												
1.6 (1)	1600		L 16		'80-'84	W16EPR-U	3021	D6	0,9	IW16	I05	VW16
1.6 (1)	1600		CA 16		'80-'88	Q16PR-U	3137	-	0,9	IQ16	I01	VQ16
1.6 (2)	1600	66	CA 16 S		'88->	Q20PR-U	3007	D12	0,9	IQ20	I02	VQ20
1.6 (2)	1600		CA 16 NS U13		'94->	Q16PR-U	3137	-	0,9	IQ16	I01	VQ16
1.8 (1)	1800	65-77	L 18 S		'80-'84	W20EPR-U	3047	D2	0,9	IW20	I06	VW20
1.8 (2)	1800		CA 18 S		'83-'89	W20EPR-U	3047	D2	0,9	IW20	I06	VW20
1.8 (2)	1800 Turbo	88-100	CA 18 T - CA 18 ET		'85->	Q20PR-U11	3008	D11	1,1	IQ20	I02	VQ20
1.8 (2)	1800 i 16V	99	CA 18 DE	Cat	'88->	PQ20R	3117	-	1,1			VQ20
1.8 (2)	1800		CA 18 N / NS		'86-'89	Q20PR-U	3007	D12	0,9	IQ20	I02	VQ20
1.8 (2)	1800 i 16V		CA 18 D	Cat	'89->	PQ20R	3117	-	1,1			VQ20
1.8 (2)	1800		CA 18 S		'89-'90	Q16PR-U	3137	-	0,9	IQ16	I01	VQ16
1.8 (2)	1800		CA 18 NS		'90->	Q20PR-U	3007	D12	0,9	IQ20	I02	VQ20
2.0 (1)	2000 i	81	LZ 20 E / L 20 B		'82-'84	W20EPR-U11	3049	D13	1,1	IW20	I06	VW20
2.0 (2)	2000	77	CA 20 S		'85-'92	Q20PR-U	3007	D12	0,9	IQ20	I02	VQ20
2.0 (2)	2000 i	77	CA 20 E Inlet side	Cat	'86-'92	Q20PR-U11	3008	D11	1,1	IQ20	I02	VQ20
2.0 (2)	2000 i	77	CA 20 E Exhaust side	Cat	'86-'92	Q16PR-U11	5016	-	1,1	IQ16	I01	VQ16
2.0 (2)	2000 i	85	CA 20 E		'88-'92	Q20PR-U11	3008	D11	1,1	IQ20	I02	VQ20
2.0 (2)	2000 i		CA 20 S U13		'93->	Q20PR-U	3007	D12	0,8	IQ20	I02	VQ20
2.0 (2)	2000 i		U 13		'93->	Q20PR-U11	3008	D11	1,1	IQ20	I02	VQ20
CABSTAR												
1.6	1600	62	Z 16		'86->	W16EPR-U	3018	D8	0,8	IW16	I05	VW16
2.0	2000	66	Z 20		'82-'92	W16EPR-U	3018	D8	0,8	IW16	I05	VW16
2.0	2000	74	Z 20 S - NA 20 S		'92->	W16EPR-U	3021	D6	0,8	IW16	I05	VW16
2.2	2200	79	Z 22		'87->	W20EPR-U	3043	D4	0,7	IW20	I06	VW20
2.4	2400	97	Z 24		'87->	W20EPR-U	3043	D4	0,7	IW20	I06	VW20
CARAVAN												
2.0	i 16V	120	KA 20 DE (DOHC)		'01->	K16PR-U11	3130	D21	1,1	IK16	I03	VK16
2.4	i 16V		KA 24 DE (DOHC)		'01->	K16PR-U11	3130	D21	1,1	IK16	I03	VK16
FIGARO (FK10)												
1.0	i Turbo		MA 10 T (OHC Turbo)		01/'91-05/'92	W20EPR-U11	3049	D13	1,1	IW20	I06	VW20
INFINITY												
G 20 - 2.0	i 16V	110	SR 20 DE		'94->	K20PR-U	3145	D22	0,9	IK20	I04	VK20Y
G 25 - 2.5	i V-6 24V 250 GT/GT-E	158	VQ 25 DD (V-6 NEO Di)		'02->	IKH16	5343	I43	1,1	IKH16	I43	VKH16
G 30 - 3.0	i V-6 24V 300 GT	191	VQ 30 DD (V-6 NEO Di)		'02->	IKH16	5343	I43	1,1	IKH16	I43	VKH16
G 35 - 3.5	i V-6 24V 350 GT-8	200	VQ 35 DE (V-6)		'02->	IKH16	5343	I43	1,1	IKH16	I43	VKH16
Q 45 - 4.5	i V-8 32V (G 50)	206	VH 45 DE		10/'89->	PK20PR11	3168	P28	1,1			VK20
KUBISTAR												
1.2	i	44	D7F- Econ (Euro-3)		09/'03->	PK20PR-P8	3245	P27	0,9	IK20	I04	VK20Y
1.2	i 16V	55	D4F 712		04/'06->	XE20HR-U9	3427	D167	0,9	FXE20HR11		-
1.6	i 16V	70	K4M - 744 / 745 / 748 / 720		09/'03->	K20PR-U	3145	D22	0,9	IK20	I04	VK20Y
LAUREL												
2.0 (C31)	2000	71	L 20 A		'81-'84	W16EPR-U	3021	D6	0,9	IW16	I05	VW16
2.0 (C32)	2000	77	CA 20 S		'85-'92	Q20PR-U	3007	D12	0,9	IQ20	I02	VQ20
2.4 (C31)	2400	81	L 24		'81-'85	W20EPR-U	3047	D2	0,9	IW20	I06	VW20
2.4 (C32)	2400	81	L 24 S		'85->	W16EPR-U	3021	D6	0,9	IW16	I05	VW16
2.4 (C32)	2400	81	L 24		'86->	W20EPR-U11	3049	D13	1,1	IW20	I06	VW20
3.0 (C32)	3000	112-122	VG 30 / VG 30 S	W/W Cat	'85-'88	Q20PR-U11	3008	D11	1,1	IQ20	I02	VQ20
LEOPARD												
3.0	3000 i Turbo	144	VG 30 ET		'84-'86	Q20PR-U11	3008	D11	1,1	IQ20	I02	VQ20
MAXIMA / QX												
2.0 (A32)	i V-6 24V	103	VQ 20 DE		02/'95-'00	PK20PR-L11	3142	P15	1,1			VK20
2.0 (A33)	i V-6 24V	103	VQ 20 DE		'00->	PK20PR-L11	3142	P15	1,1			VK20
3.0 (J30)	3000	125-128	VG 30 E		'88-'90	Q20PR-U11	3008	D11	1,1	IQ20	I02	VQ20
3.0 (J30)	3000	125	VG 30 E		'90-'94	K20PR-U11	3121	D14	1,1	IK20	I04	VK20
3.0 (A32)	i V-6 24V	142	VQ 30 DE		02/'95-'00	PK20PR-L11	3142	P15	1,1			VK20
3.0 (A33)	i V-6 24V	142	VQ 30 DE		'00->	PK20PR-L11	3142	P15	1,1			VK20
MICRA (MARCH)												
1.0 (K10)	1000	37	MA 10 (S)		'82-'92	W16EPR-U	3021	D6	0,9	IW16	I05	VW16



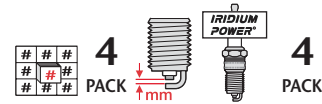
KW



NISSAN <i>continued</i>												
1.0 (K10)	1000	37	MA 10 (S)	Cat	'82-'92	W16EPR-U11	3201	D100	1,1	IW16	105	VW16
1.0 (K11)	i 16V	40	CG 10 DE (DOHC)		08/'92-02	K16PR-U11	3130	D21	1,1	IK16	103	VK16
1.0 (K12)	i 16V	50	CR 10 DE (DOHC) (977cc)		'02->	IKH16	5343	I43	1,1	IKH16	143	VKH16
1.2 (K10)	1200	44	MA 12 (S)		'86-'92	W16EPR-U	3021	D6	0,9	IW16	105	VW16
1.2 (K10)	1200	40-42	MA 12 (S)	Cat	'86-'92	W16EPR-U11	3201	D100	1,1	IW16	105	VW16
1.2 (K12)	i 16V	66	CR 12 DE (DOHC) (1240cc)		'02->	IKH16	5343	I43	1,1	IKH16	143	VKH16
1.3 (K11)	i 16V	55	CG 13 DE (DOHC)		08/'92-02	K16PR-U11	3130	D21	1,1	IK16	103	VK16
1.4 (K11)	i 16V	60	CG A3 DE (DOHC)		09/'00-02	K16PR-U11	3130	D21	1,1	IK16	103	VK16
1.4 (K12)	i 16V	72	CR 14 DE (DOHC) (1386cc)		'02->	IKH16	5343	I43	1,1	IKH16	143	VKH16
MICRA C+C												
1.4	i 16V	65	CR 14 DE		08/'05->	K16HPR-U11	6076	D166	1,1	IKH16	143	VKH16
1.6	i 16V	81	HR 16 DE		08/'05->	FXE20HR11	-	-	1,1	-	-	-
MURANO (Z50)												
2.5	i 16V		QR 25 DE		09/'04->	K16HPR-U11	6076	D166	1,1	IKH16	143	VKH16
3.5	i V-6 24V	172	VQ35DE		12/'02->	VKH16	5617	V17	1,1	IKH16	143	VKH16
NOTE												
1.4	i 16V	65	CR 14 DE		03/'06->	K16HPR-U11	6076	D166	1,1	IKH16	143	VKH16
1.6	i 16V	81	HR 16 DE		03/'06->	FXE20HR11	-	-	1,1	-	-	-
PATHFINDER												
2.0 (D21)	2000		Z 20 S			W20EPR-U	3047	D2	0,9	IW20	106	VW20
2.4 (D21)	2400 Truck		KA 24			K16GPR-U11	3135	-	1,1			
2.4 (D21)	2400 i		Z 24 i			W16EPR-U	3021	D6	0,9	IW16	105	VW16
2.4 (D21)	2400		Z 24 S			W20EPR-U	3047	D2	0,9	IW20	106	VW20
3.0 (D21)	3000 i V-6	109	VG 30 E		'92->	K20R-U	3122	D31	0,9	IK20	104	VK20Y
3.0 (D21)	3000 i V-6	113	VG 30 i			Q16PR-U11	5016	-	1,1	IQ16	101	VQ16
3.3 (R50)	3300 i V-6	110-125	VG 33		09/'97->	K16PR-U11	3130	D21	1,1	IK16	103	VK16
3.5 (R50)	i V-6 24V	176	VQ 35 DE (V-6)		'00->	IKH16	5343	I43	1,1	IKH16	143	VKH16
4.0 (R51M)	i V-6	198	VQ 40 DE		09/'05->	VKH16	5617	V17	1,1	IKH16	143	VKH16
PATROL												
2.8 (260)	2800	88	L 28		'85-'89	W20EPR-U	3047	D2	0,9	IW20	106	VW20
2.8 (260)	2800		L 28		'89->	W20EPR-U	3047	D2	0,9	IW20	106	VW20
3.0 (260)	3000		RB 30 S		'90->	K20PR-U	3145	D22	0,9	IK20	104	VK20Y
4.2 (260)	4200	125	TB 42 S		'87->	W16EP-U	3018	D8	0,9	IW16	105	VW16
4.2 (Y6)	4200		RB 42 S		'93->	W16EPR-U	3021	D6	0,9	IW16	105	VW16
4.2 (Y6)	4200	121	TB 42 E	Cat	'88-'97	W16EPR-U	3021	D6	0,9	IW16	105	VW16
4.5 (Y6)	4500		TB 45 E	(J) Cat	'09/'99->	W16EPR-U11	3201	D100	1,1	IW16	105	VW16
PICK - UP												
1.2 (D21)	1200		A 12		'93->	W16EP-U	3018	D8	0,9	IW16	105	VW16
1.2 (D21)	1200		A 12 S		->'93	W16EPR-U	3021	D6	0,9	IW16	105	VW16
1.5 (720)	1500		J 15		'79-'82	W16EP-U	3018	D8	0,9	IW16	105	VW16
1.5 (720)	1500		A 15 S		'83->	W16EPR-U	3021	D6	0,9	IW16	105	VW16
1.6 (720)	1600		J 16		'79-'85	W20EPR-U	3047	D2	0,9	IW20	106	VW20
1.6 (D21)	1600		Z 16		'85->	W20EPR-U	3047	D2	0,9	IW20	106	VW20
1.8 (720)	1800		L 18		'79-'85	W16EPR-U	3021	D6	0,9	IW16	105	VW16
2.0 (D21)	2000	64-66	Z 20 / S		'85-'94	W20EPR-U	3047	D2	0,9	IW20	106	VW20
2.2 (720)	2200	71	Z 22		'83-'85	W20EP-U	3043	D4	0,9	IW20	106	VW20
2.2 (720)	2200 4x4	71	Z 22		'83-'85	W20EP-U	3043	D4	0,9	IW20	106	VW20
2.4 (D21)	2400	74	Z 24		'85-'92	W20EPR-U	3047	D2	0,9	IW20	106	VW20
2.4 (D21)	2400 4x4	74	Z 24 S		'85-'92	W20EPR-U	3047	D2	0,9	IW20	106	VW20
2.4 (D21)	2400 i	74	Z 24 i	Cat	'88-'92	W16EPR-U	3021	D6	0,9	IW16	105	VW16
2.4 (D22)	i ... / 4x4	88	KA 24 E		02/'98->	K16GPR-U11	3135	-	1,1			
3.0 (D21)	3000 i 12V	109	VG 30 i		'90->	Q16PR-U11	5016	-	1,1	IQ16	101	VQ16
3.0 (D21)	3000		VG 30 E		'93->	K20R-U	3122	D31	0,9	IK20	104	VK20Y
PRAIRIE												
1.5 (M10)	1500	51	E 15 S		'82-'88	W16EPR-U	3021	D6	0,9	IW16	105	VW16
1.8 (M10)	1800	66	CA 18 S		'83-'88	W20EPR-U	3047	D2	0,9	IW20	106	VW20
2.0 (M10)	2000	67	CA 20 S		'86-'88	W20EPR-U	3047	D2	0,9	IW20	106	VW20
2.0 (M10)	2000	67	CA 20 S		'90-'92	Q20PR-U	3007	D12	0,9	IQ20	102	VQ20
2.0 (M10)	2000	72	CA 20 E Inlet side		'86-'92	Q20PR-U11	3008	D11	1,1	IQ20	102	VQ20
2.0 (M10)	2000	72	CA 20 E Exhaust side		'86-'92	Q16PR-U11	5016	-	1,1	IQ16	101	VQ16
2.0 (M11)			CA 20 S		'93-'95	Q20PR-U	3007	D12	0,9	IQ20	102	VQ20
2.0 (M11)			CA 20 E Inlet side		'92-'95	Q20PR-U11	3008	D11	1,1	IQ20	102	VQ20
2.0 (M11)			CA 20 E Exhaust side		'92-'95	Q16PR-U11	5016	-	1,1	IQ16	101	VQ16
2.4 (M11)	i ... / Pro / 4x4	98	KA 24 E		04/'92->	K16GPR-U11	3135	-	1,1			
PRESIDENT (G50)												
4.5		198	VH 45 DE (V-8)	(J)	10/'90->	PK16R11	3134	P8	1,1	SK16R11	S1	VK16
PRIMERA												
1.6 (P/W10)	16V	66-70	GA 16 DS Carb.	W/W Cat	'90-'92	K20PR-U	3145	D22	0,9	IK20	104	VK20Y
1.6 (P/W10)	i 16V	75	GA 16 DS Spi	Cat	'93-'96	K20PR-U	3145	D22	0,9	IK20	104	VK20Y
1.6 (P/W10)	i 16V	66	GA 16 DE	W/W Cat	'93-'96	K16PR-U	3191	D77	0,9	IK16	103	VK16
1.6 (P/W11)	i 16V	73	GA 16 DE (DOHC)		06/'96-'02	K16PR-U	3191	D77	0,9	IK20	104	VK20Y
1.6 (P/W12)	i 16V	78	QG 16 DE (DOHC)	(26.5mm thread)	'02->	K16HPR-U11	6076	D166	1,1	IKH16	143	VKH16




KW



NISSAN continued												
1.8 (P/W11) i 16V	84	QG 18 DE (DOHC)	(19.0mm thread)	02/'00-'02	K16PR-U11	3130	D21	1,1	IK16	I03	VK16	
1.8 (P/W11) i 16V	84	QG 18 DE (DOHC)	(26.5mm thread)	02/'00-'02	K16HPR-U11	6076	D166	1,1	IKH16	I43	VKH16	
1.8 (P/W12) i 16V	84	QG 18 DE (DOHC)	(26.5mm thread)	'02->	K16HPR-U11	6076	D166	1,1	IKH16	I43	VKH16	
2.0 (P/W10) i 16V	85-89	SR 20 Di (DOHC)		'90-'96	K16R-U	3119	D30	0,9	IK16	I03	VK16	
2.0 (P/W10) i 16V	92	SR 20 DE (DOHC) SPI		01/'95-'96	K20R-U	3122	D31	0,9	IK20	I04	VK20Y	
2.0 (P/W10) i 16V (GT / 4x4)	112	SR 20 DE		'90-'96	K20R-U	3122	D31	0,9	IK20	I04	VK20Y	
2.0 (P/W11) i 16V	96	SR 20 DE (DOHC)		06/'96-'02	K16R-U11	3120	D32	1,1	IK20	I04	VK20	
2.0 (P/W11) i 16V GT	110	SR 20 DE (DOHC)		06/'96-'02	K16R-U11	3120	D32	1,1	IK20	I04	VK20	
2.0 (P/W11) i 16V	103	SR 20 DE (DOHC)		06/'96-'02	PK20PR-L11	3142	P15	1,1			VK20	
2.0 (P/W12) i 16V	103	QR 20 DE (DOHC)	(26.5mm thread)	'02->	K16HPR-U11	6076	D166	1,1	IKH16	I43	VKH16	
PULSAR NX												
1.6 1600		SR 20 DE (DOHC)		'90->	Q16PR-U11	5016	-	1,1	IQ16	I01	VQ16	
QASHQAI												
1.6 i 16V	84	HR 16 DE		02/'07->	FXE20HR11	-	-	1,1	-	-	-	
2.0 i 16V	104	MR 20 DE		02/'07->	FXE20HR11	-	-	1,1	-	-	-	
QUEST												
3.0 i V-6	113	VG 30 E		'93->	K20PR-U	3145	D22	0,9	IK20	I04	VK20Y	
S-CARGO (G20)												
1.5 12V		E 15 (SOHC)		01/'89->	W16EPR-U11	3201	D100	1,1	IW16	I05	VW16	
SERENA (C23)												
1.6 i 16V 1600	66	GA 16 DE		'93->	K16PR-U	3191	D77	0,9	IK20	I04	VK20Y	
2.0 i 16V 2000	92	SR 20 DE		'92->	K20R-U	3122	D31	0,9	IK20	I04	VK20Y	
2.0 i 16V		MR 20 DE	(J)	05/'05->	ZXE20HR13	-	-	1,3	-	-	-	
SILVIA / GAZELLE												
1.8 1800 Turbo	90-101	CA 18 ET		'85-'88	Q20PR-U11	3008	D11	1,1	IQ20	I02	VQ20	
2.0 2000 i 16V	107	FJ 20 E		'83-'88	W20EPR-U11	3049	D13	1,1	IW20	I06	VW20	
SKYLINE												
2.5 (ER33) i 24V GTS 25 S	147	RB 25 DE (DOHC)	(J)	08/'93-02/'97	PK16PR-L11	3275	-	1,0			VK16	
2.5 (ER33) i 24V Turbo		RB 25 DET (DOHC)	(J)	08/'93-05/'98	IK16	5303	I03	1,0	IK16	I03	VK16	
2.6 (BCNR32) i 24V GT-R Twin Turbo	206	RB 26 DETT (DOHC)		08/'89-'96	PQ20R	3117	-	1,0	IQ20	I02	VQ20	
2.6 (BCNR33) i 24V GT-R Twin Turbo	206	RB 26 DETT (DOHC)		11/'96-'99	PQ20R	3117	-	1,0	IQ20	I02	VQ20	
2.6 (BNR34) i 24V GT-R Twin Turbo	206	RB 26 DETT (DOHC)		'99->	PQ20R	3117	-	1,0	IQ20	I02	VQ20	
2.5 (V35) i V-6 24V 250 GT/GT-E	158	VQ 25 DD (V-6 NEO Di)		'02->	IKH16	5343	I43	1,1	IKH16	I43	VKH16	
3.0 (HV35) i V-6 24V 300 GT	191	VQ 30 DD (V-6 NEO Di)		'02->	IKH16	5343	I43	1,1	IKH16	I43	VKH16	
3.5 (V35) i V-6 24V 350 GT-8	200	VQ 35 DE (V-6)	(50k km)	'02->	IKH16	5343	I43	1,1	IKH16	I43	VKH16	
STANZA (T11)												
1.6 1600	60	CA 16	(CH, S)	'81-'85	W16EPR-U	3021	D6	0,9	IW16	I05	VW16	
1.6 1600	60	CA 16		'81-'85	W20EPR-U	3047	D2	0,9	IW20	I06	VW20	
1.8 1800 Turbo	90-101	CA 18 ET		'81-'85	Q20PR-U11	3008	D11	1,1	IQ20	I02	VQ20	
1.8 1800	65	CA 18	(CH, S)	'81-'85	W16EPR-U	3021	D6	0,9	IW16	I05	VW16	
1.8 1800	65	CA 18		'81-'85	W20EPR-U	3047	D2	0,9	IW20	I06	VW20	
2.0 2000	77	CA 20 S Inlet side		'81-'85	W20EPR-U11	3049	D13	1,1	IW20	I06	VW20	
2.0 2000	77	CA 20 S Exhaust side		'81-'85	W16EPR-U11	3201	D100	1,1	IW16	I05	VW16	
2.0 2000	77	CA 20 E Inlet side		'86-'88	Q20PR-U11	3008	D11	1,1	IQ20	I02	VQ20	
2.0 2000	77	CA 20 E Exhaust side		'86-'88	Q16PR-U11	5016	-	1,1	IQ16	I01	VQ16	
2.0 2000	77	CA 20 S		'88-'90	Q20PR-U11	3008	D11	1,1	IQ20	I02	VQ20	
SUNNY												
1.0 1000	37	E 10 S		'82-'92	W16EPR-U	3021	D6	0,9	IW16	I05	VW16	
1.0	37	E 10 S / MA 10 (S)		'86-'90	W16EPR-U	3021	D6	0,9	IW16	I05	VW16	
1.2 1200	52	A 12 S		'70-'82	W16EPR-U	3018	D8	0,9	IW16	I05	VW16	
1.3 1300	44	E 13 / E 13 S		'82-'92	W20EPR-U	3047	D2	0,9	IW20	I06	VW20	
1.4 12V	55-61	GA 14 S		'88-'91	Q20PR-U	3007	D12	0,9	IQ20	I02	VQ20	
1.4	55	GA 14 DS (Carb. 2V)		'90-'93	K20PR-U	3145	D22	0,9	IK20	I04	VK20Y	
1.4	55	GA 14 DS (El.Carb. W/W EGR)	Cat	'90-'95	K20PR-U	3145	D22	0,8	IK20	I04	VK20Y	
1.4 i	64	GA 14 DE (MPI)	Cat	'92-'95	K16PR-U	3191	D77	0,9	IK16	I03	VK16	
1.5 1500	51-63	A 15 / E 15 S		'70-'88	W16EPR-U	3021	D6	0,9	IW16	I05	VW16	
1.5 1500	55	E 15 S		'82-'86	W20EPR-U	3047	D2	0,9	IW20	I06	VW20	
1.5	52	E 15 S		'86-'88	W16EPR-U	3021	D6	0,9	IW16	I05	VW16	
1.6 i	54-62	E 16 i	Cat	'86-'88	W16EPR-U11	3201	D100	1,1	IW16	I05	VW16	
1.6	62	E 16 S		'86-'88	W20EPR-U	3047	D2	0,9	IW20	I06	VW20	
1.6	62	CA 16 S		'88-'91	Q20PR-U	3007	D12	0,9	IQ20	I02	VQ20	
1.6 12V	69	GA 16 S		'88-'91	Q20PR-U	3007	D12	0,9	IQ20	I02	VQ20	
1.6 i 12V	66	GA 16 i (OHC) (SPI)	Cat	'88-'91	Q20PR-U11	3008	D11	1,1	IQ20	I02	VQ20	
1.6 i / GTi 16V	88-90	CA 16 D(E) (MPI)		01/'86-'91	Q20PR-U11	3008	D11	1,1	IQ20	I02	VQ20	
1.6 i / GTi 16V	81	CA 16 D(E) (MPI)	Cat	'88-'91	PQ20R	3117	-	1,1	IQ20	I02	VQ20	
1.6 16V	66-70	GA 16 DS (Carb 2v . El.Carb.)	W/W Cat	'90-'92	K20PR-U	3145	D22	0,9	IK20	I04	VK20Y	
1.6 i 16V	81	GA 16 DE (MPI)		'92-'95	K20PR-U	3145	D22	0,9	IK20	I04	VK20Y	
1.6 Station. / Van	67	SR 16 DE		'94-'95	K16PR-U	3191	D77	0,9	IK16	I03	VK16	
1.6 Station. / Van	66-70	GA 16 DS (Carb 2v . El. Carb.)	W/W Cat	'90-'95	K20PR-U	3145	D22	0,9	IK20	I04	VK20Y	
1.6 i Station. / Van	75	GA 16 DE		'94-'95	K16PR-U	3191	D77	0,9	IK16	I03	VK16	
1.8 i 16V	95	CA 18 DE (MPI)		'88-'91	Q20PR-U11	3008	D11	1,1	IQ20	I02	VQ20	
1.8 i 16V	92	CA 18 DE (E) (MPI)	Cat	'88-'91	PQ20R	3117	-	1,1	IQ20	I02	VQ20	



KW



NISSAN <i>continued</i>												
2.0	i / GTi 16V	105	SR 20 DE (MPI)	W/W Cat	'90-'95	K20R-U	3122	D31	0,9	IK20	104	VK20Y
2.0	GTi-R 16V (4x4)	162-169	SR 20 DET (MPI Turbo)	W/W Cat	10/'90-'95	PK22PR8	3273	-	0,9			VK22
2.0	i Station. / Van	105	GA 20 DE		'93-'95	K20R-U	3122	D31	0,9	IK20	104	VK20Y
TERRANO												
2.0 (WD21)	2000		Z 20 S			W20EPR-U	3047	D2	0,9	IW20	106	VW20
2.4 (WD21)	2400	76	Z 24 i	Cat	'86->	W16EPR-U	3021	D6	0,9	IW16	105	VW16
2.4 (WD21)	2400	74	Z 24 S		'86->	W20EPR-U	3047	D2	0,9	IW20	106	VW20
2.4 (R20)		92	KA 24 E		'93->	K16GPR-U11	3135	-	1,1			
2.4 (R20)		86	KA 24 E		'05/'96->	K16GPR-U11	3135	-	1,1			
3.0 (WD21)	3000	95	VG 30 i		'86-'89	Q16PR-U11	5016	-	1,1	IQ16	101	VQ16
3.0 (WD21)	3000	109	VG 30 E		'89->	K20R-U	3122	D31	0,8	IK20	104	VK20Y
TIIDA												
1.6	i 16V	81	HR 16 DE		10/'05->	FXE20HR11	-	-	1,1	-	-	-
1.8	i 16V	93	MR 18 DE		10/'05->	FXE20HR11	-	-	1,1	-	-	-
URVAN												
1.8 (E23)	1800		Z 18		'82->	W16EPR-U	3021	D6	0,9	IW16	105	VW16
2.0 (E23)	2000	55	H 20		'80-'82	W20ES-U	3051	-	0,9	IW20	106	VW20
2.0 (E23)	2000	64	Z 20		'82-'86	W20EPR-U	3047	D2	0,9	IW20	106	VW20
2.0 (E23)	2000	64	Z 20 S OHC		'86-'90	W20EP-U	3043	D4	0,9	IW20	106	VW20
2.0 (E24)	2000		Z 20 S		'90->	W16EPR-U	3021	D6	0,9	IW16	105	VW16
2.4 (E24)	2400	74	Z 24 S OHC		'86->	W16EPR-U	3021	D6	0,8	IW16	105	VW16
2.4 (E24)	2400 i	74-76	Z 24 i OHC	Cat	'89->	W16EPR-U	3021	D6	0,9	IW16	105	VW16
VANETTE												
1.2 (C120)	1200		A 12 S		'85-'86	W16EPR-U	3021	D6	0,9	IW16	105	VW16
1.5 (C120)	1500	51	A 15 / A 15 S		'78-'88	W16EPR-U	3021	D6	0,9	IW16	105	VW16
1.6 (HC23)	(Cargo / E)	72	GA 16 DE		01/'95->	K16PR-U	3191	D77	0,9	IK16	103	VK16
2.0 (C22)	2000	64	Z 20		'86-'96	W20EPR-U	3047	D2	0,9	IW20	106	VW20
2.0 (C22)	2000		SR 20 E		'93-'96	K16R-U	3119	D30	0,8	IK16	103	VK16
2.4 (C22)	2400	74	Z 24 S OHC		'86-'96	W20EPR-U	3047	D2	0,9	IW20	106	VW20
2.4 (C22)	2400	74-76	Z 24 i OHC	Cat	'86-'96	W16EPR-U	3021	D6	0,9	IW16	105	VW16
VIOLET (A10)												
1.4	1400		A 14		'77-'81	W16EPR-U	3021	D6	0,9	IW16	105	VW16
1.6	1600		L 16		'77-'81	W20EP-U	3043	D4	0,9	IW20	106	VW20
X-TRAIL (T30)												
2.0	i 16V	103	QR 20 DE (DOHC)		07/'01->	K16HPR-U11	6076	D166	1,1	IKH16	143	VKH16
2.5	i 16V	121	QR 25 DE		01/'03->	K16HPR-U11	6076	D166	1,1	IKH16	143	VKH16
OPEL												
AGILA												
1.0	i 12V	43	Z 10 XE / X 10 XE DOHC Ecotec 3 Cyl.		08/'00->	K20TXR	5063	D20	1,0	IK16	103	VK16
1.0	i 12V	44	Z 10 XEP Twinport Ecotec 3 Cyl.		08/'03->	KJ16CR-L11	3132	D35	0,9	IK16	103	VK16
1.2	i 16V	55	Z 12 XE DOHC Ecotec		08/'00->	K20TXR	5063	D20	1,0	IK16	103	VK16
1.2	i 16V	59	Z 12 XEP Twinport Ecotec		08/'03->	KJ16CR-L11	3132	D35	0,9	IK16	103	VK16
ANTARA												
2.4	i Ecotec	103	Z 24 XED		05/'06->	K20TXR	5063	D20	1,0	IK16	103	VK16
3.2	i V-6 Ecotec	167	Z 32 SEE		05/'06->	PT16VR10	5093		1,1	ITV16	138	
ASCONA-B												
1.6 -> 2.0	All models	44-81	20 E CHI		'79-'81	W20FP-U	3068	D18	0,7	IWF20	178	
2.4	4000i 16V	103-106	DOHC		'79-'81	T20EP-U	5031	D5	0,7	IT20	126	VT20
ASCONA-C												
1.3	- / S	44-55	13 N / 13 S		'79-'88	W22EPR-U	3088	D19	0,7	IW22	107	VW22
1.6		51-55	16 N OHC II		'81-'88	W20EPR-U	3047	D2	0,7	IW20	106	VW20
1.6	S	60-66	16 SH OHC / 16 SV OHC		'81-'86	W20EPR-U	3047	D2	0,7	IW20	106	VW20
1.6	i	55	C 16 LZ OHC I (<- J1002037)		'86-'87	W22EPR-U11	3089	-	1,1	IW22	107	VW22
1.6	i	55	C 16 LZ OHC I (J1002038 ->)		'86-'87	W20EPR-U	3047	D2	0,7	IW20	106	VW20
1.6	i	55	C 16 NZ / E 16 NZ OHC		'87-'88	W20EPR-U	3047	D2	0,7	IW20	106	VW20
1.8	E	74-85	C 18 NE OHC II / 18 E		'82-'86	W20EPR-U	3047	D2	0,7	IW20	106	VW20
1.8	i	74-85	C 18 NE / 18 E / 18 SE		'82-'88	W20EPR-U	3047	D2	0,7	IW20	106	VW20
1.8	S	62	S 18 NV / E 18 NV OHC II		'87-'88	W20EPR-U	3047	D2	0,7	IW20	106	VW20
2.0	i	85	20 NE / C 20 NE OHC		'86-'88	W16EPR-U	3021	D6	0,7	IW20	106	VW20
2.0	i	95	20 SEH OHC II		'87-'88	W20EPR-U	3047	D2	0,7	IW20	106	VW20
ASTRA-F												
1.4	i	44	C 14 NZ OHC I	Spi	'91-07/'95	W16EPR-U	3021	D6	0,7	IW16	105	VW16
1.4	i	44	C 14 NZ OHC I	Spi	08/'95->	K20TXR	5063	D20	0,8	IK20	104	VK20Y
1.4		55	14 NV OHC I (Eng. <- 02BF1476)		'91-'93	W20EPR-U	3047	D2	0,7	IW20	106	VW20
1.4		55	14 NV OHC I (Eng. 02BF1477 ->)		'91-'93	K20TXR	5063	D20	0,8	IK20	104	VK20Y
1.4	i	60	14 SE / C 14 SE OHC I	Mpi	'91-07/'95	W16EPR-U	3021	D6	0,7	IW16	105	VW16
1.4	i	60	14 SE / C 14 SE OHC I	Mpi	08/'95-'98	K20TXR	5063	D20	0,8	IK20	104	VK20Y
1.4	i / i 16V	66	X 14 XE		'95-'98	K20TXR	5063	D20	0,9	IK20	104	VK20Y
1.6	i	52	X 16 SZ		'92-03/'94	W16EPR-U	3021	D6	0,7	IW16	105	VW16
1.6	i	52	X 16 SZ		04/'94-'98	K20TXR	5063	D20	0,8	IK20	104	VK20Y
1.6	i	55	C 16 NZ / E 16 NZ		'91-'98	W16EPR-U	3021	D6	0,7	IW16	105	VW16



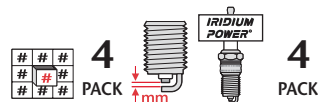
KW



OPEL continued											
1.6 i	55	C 16 NZ		08/'95-'98	K20TXR	5063	D20	0,8	IK20	104	VK20Y
1.6 i	55	X 16 SZR		03/'96-'98	K20TXR	5063	D20	0,8	IK20	104	VK20Y
1.6 i	55-60	16 LZ 2 OHC		09/'94-'98	W20EPR-U11	3049	D13	1,1	IW20	106	VW20
1.6 i	74	C 16 SE OHC I		'92-07/'95	W16EPR-U	3021	D6	0,8	IW16	105	VW16
1.6 i	74	C 16 SE OHC I		08/'95-'98	K20TXR	5063	D20	0,9	IK20	104	VK20Y
1.6 i16V	74-78	X 16 XE / X 16 XEL		09/'93-'98	K20TXR	5063	D20	0,8	IK20	104	VK20Y
1.8 i	66	C 18 NZ OHC (II)		09/'91-'94	W16EPR-U	3021	D6	0,7	IW16	105	VW16
1.8 i	66	C 18 NZ OHC (II)		08/'94-'98	K20TXR	5063	D20	0,8	IK20	104	VK20Y
1.8 i	85	C 18 XEL DOHC		'94-'98	K20TXR	5063	D20	0,8	IK20	104	VK20Y
1.8 i16V	92	C 18 XE DOHC II		06/'93-'98	K20TXR	5063	D20	0,8	IK20	104	VK20Y
2.0 i	85	C 20 NE OHC (II)		'91-06/'95	W16EPR-U	3021	D6	0,7	IW16	105	VW16
2.0 i	85	C 20 NE OHC (II)		07/'95-'98	K20TXR	5063	D20	0,8	IK20	104	VK20Y
2.0 i16V / GSi16V	110	C 20 XE DOHC I (Eng. < 14104354)		09/'91-08/'92	Q20PR-U	3007	D12	0,7	IK20	104	VK20Y
2.0 i16V / GSi16V	110	C 20 XE DOHC I (Eng. 14104355 ->)		09/'92-'98	K20TXR	5063	D20	0,8	IK20	104	VK20Y
2.0 i16V / GSi16V	110	X 20 XEV DOHC		'94-'98	K20TXR	5063	D20	0,8	IK20	104	VK20Y
ASTRA-G											
1.2 i16V	48	X 12 XE / Z 12 XE Ecotec		02/'98->	K20TXR	5063	D20	1,0	IK16	103	VK16
1.4 i16V	66	X 14 XE / Z 14 XE Ecotec		02/'98->	K20TXR	5063	D20	1,0	IK16	103	VK16
1.6 i	55-62	X 16 SZR / Z 16 SE		02/'98->	K20TXR	5063	D20	0,8	IK16	103	VK16
1.6 i16V	74	X 16 XEL / Z 16 XE Ecotec		02/'98->	K20TXR	5063	D20	1,0	IK16	103	VK16
1.8 i16V	84	X 18 XE(1) / Z 18 XE(L) Ecotec		02/'98->	K20TXR	5063	D20	1,0	IK16	103	VK16
2.0 i16V	100	X 20 XEV Ecotec		02/'98->	K20TXR	5063	D20	1,0	IK16	103	VK16
2.0 i16V OPC	118	X 20 XER		10/'99->	K20TXR	5063	D20	1,0	IK20	104	VK20
2.0 i16V Turbo	140	Z 20 LET DOHC Turbo		12/'00->	K20TXR	5063	D20	1,0	IK20	104	VK20
2.2 i16V	108	Z 22 SE Ecotec		09/'00->	ITV16	5338	I38	1,1	ITV16	I38	
ASTRA-H											
1.4 i16V	66	Z 14 XEL, XEP		03/'04->	KJ16CR-L11	3132	D35	1,0	IK16	103	VK16
1.6 i16V	77	Z 16 XEP		03/'04->	KJ16CR-L11	3132	D35	1,0	IK16	103	VK16
1.8 i16V	92	Z 18 XE		03/'04->	KJ16CR-L11	3132	D35	1,0	IK16	103	VK16
2.0 i16V Turbo	125	Z 20 LEL		03/'04->	KJ16CR11	3131	-	0,8	IK16	103	VK16
2.0 i16V Turbo	147	Z 20 LER		09/'04->	KJ16CR11	3131	-	0,8	IK16	103	VK16
BLITZ (Bedford)											
2.0	56	20 N CIH 4		'84-'87	W20FPR-U	3070	D3	0,8	IWF20	I78	
CALIBRA											
2.0 i - / 4x4	85	C 20 NE OHC II	Hex = 16mm	'90-'98	K20TXR	5063	D20	0,8	IK16	103	VK16
2.0 i - / 4x4	85	C 20 NE OHC II	Hex = 21mm	'90-'98	W16EPR-U	3021	D6	0,7	IW16	105	VW16
2.0 i16V - / 4x4	110	20 XE / C 20 XE DOHC		'91-08/'92	Q20PR-U	3007	D12	0,7	IK20	104	VK20Y
2.0 i16V - / 4x4	110	20 XE / C 20 XE DOHC		09/'92-'98	K20TXR	5063	D20	0,8	IK20	104	VK20Y
2.0 i16V / ...4x4	110	X 20 XEV		02/'94-'98	K20TXR	5063	D20	0,8	IK20	104	VK20Y
2.0 i16V Turbo	150	C 20 LET DOHC		'92-'98	K20R-U	3122	D31	0,8	IK20	104	VK20Y
2.5 i V-6	125	C 25 XE DOHC		'93-'98	K20TXR	5063	D20	0,8	IK20	104	VK20Y
CAMPO											
2.3	69	23		'88->	W20EPR-U	3047	D2	0,7	IW20	106	VW20
COMBO											
1.2	33	12 NZ / C 12 NZ / X 12 SZ	Hex = 16mm	07/'94-10/'01	K20TXR	5063	D20	1,0	IK16	103	VK16
1.2	33	12 NZ / C 12 NZ / X 12 SZ	Hex = 21mm	07/'94-10/'01	W20EPR-U	3047	D2	0,7	IW20	106	VW20
1.3	44	13 N OHC		'85->	W20EPR-U	3047	D2	0,7	IW20	106	VW20
1.4	44	X 14 SZ	Hex = 16mm	07/'94-10/'01	K20TXR	5063	D20	1,0	IK16	103	VK16
1.4	44-60-66	C 14 NZ / C 14 SE / X 14 XE	Hex = 16mm	07/'94-10/'01	K20TXR	5063	D20	1,0	IK16	103	VK16
1.4	44-60-66	C 14 NZ / C 14 SE / X 14 XE	Hex = 21mm	07/'94-10/'01	W20EPR-U	3047	D2	0,7	IW20	106	VW20
1.4 i16V	66	Z 14 XEP Ecotec		10/'04->	KJ16CR-L11	3132	D35	0,9	IK16	103	VK16
1.6	66	16 SH OHC		'85->	W20EPR-U	3047	D2	0,7	IW20	106	VW20
1.6 i	64	X 14 SZ		10/'01->	K20TXR	5063	D20	1,0	IK16	103	VK16
COMMODORE B/C											
2.5 -> 3.0 All models	85-96	25S / 25E / 28 S / 30 E		'79-'82	W20FPR-U	3070	D3	0,7	IWF20	I78	
CORSA-A											
1.0	33	10 S OHV		'83-'93	W20FPR-U	3070	D3	0,7	IWF20	I78	
1.2 S	37-41	12 S OHC / 12 ST OHC		'82-02/'90	W20EPR-U	3047	D2	0,7	IW20	106	VW20
1.2	33	E 12 GV / 12 NC OHV		'85-'92	W20FPR-U	3070	D3	0,7	IWF20	I78	
1.2	33	12 NV OHC I		'86-'92	W20EPR-U	3047	D2	0,7	IW20	106	VW20
1.2 i	33	12 NZ / C 12 NZ OHC I	Cat	'90-'93	W20EPR-U	3047	D2	0,7	IW20	106	VW20
1.3 S	51-52	13 S / 13 SB OHC		'82-'93	W20EPR-U	3047	D2	0,7	IW20	106	VW20
1.3 i	44	C 13 N OHC		'85-'93	W20EPR-U	3047	D2	0,7	IW20	106	VW20
1.3 Sprint R	61	13 E Irmscher		'85-'93	W20EPR-U	3047	D2	0,7	IW20	106	VW20
1.3	44	13 NB		'85-'93	W20EPR-U	3047	D2	0,7	IW20	106	VW20
1.4 i	44-60	C 14 NZ / C 14 SE OHC I	W/W Cat	'90-'93	W20EPR-U	3047	D2	0,7	IW20	106	VW20
1.4	53	14 NV OHC I		'89-'93	W20EPR-U	3047	D2	0,7	IW20	106	VW20
1.6 i / GSi	72-74	E 16 SE / C 16 SE Irmscher		'88-'93	W20EPR-U	3047	D2	0,7	IW20	106	VW20
1.6 i	55-60	C 16 NZ / E 16 NZ OHC		'88-'93	W20EPR-U	3047	D2	0,7	IW20	106	VW20
CORSA-B											
1.0 i12V	40	X 10 XE DOHC Ecotec	3 Cyl.	02/'97->	K20TXR	5063	D20	1,0	IK16	103	VK16
1.2 i	33	12 NZ (Eng. -> 19334656)		'93-07/'95	W16EPR-U	3021	D6	0,7	IW16	105	VW16



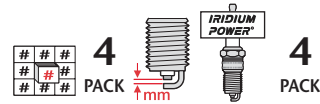
KW



OPEL continued										
1.2 i	33	12 NZ (Eng. 19334657 ->)	08/'95->	K20TXR	5063	D20	0,9	IK20	104	VK20Y
1.2 i	33	C 12 NZ (Eng. -> 19341712)	'93-07/'95	W16EPR-U	3021	D6	0,7	IW16	105	VW16
1.2 i	33	C 12 NZ (Eng. 19341713 ->)	08/'95->	K20TXR	5063	D20	0,9	IK20	104	VK20Y
1.2 i	33	X 12 SZ (Eng. -> 19334656)	'93-07/'95	W16EPR-U	3021	D6	0,7	IW16	105	VW16
1.2 i	33	X 12 SZ (Eng. 19334657 ->)	08/'95->	K20TXR	5063	D20	0,9	IK20	104	VK20Y
1.2 i16V	48	X 12 XE DOHC Ecotec	09/'97->	K20TXR	5063	D20	1,0	IK16	103	VK16
1.4 i	44	C 14 NZ OHC I (Eng.-> 02BF1475)	'93-07/'95	W16EPR-U	3021	D6	0,7	IW16	105	VW16
1.4 i	44	C 14 NZ OHC I (Eng. 02BF1476 ->)	08/'95->	K20TXR	5063	D20	0,9	IK20	104	VK20Y
1.4 i	44	C 14 NZ OHC I (Eng.-> 19241622)	'93-07/'95	W16EPR-U	3021	D6	0,7	IW16	105	VW16
1.4 i	44	C 14 NZ OHC I (Eng. 19241623 ->)	08/'95->	K20TXR	5063	D20	0,9	IK20	104	VK20Y
1.4 i	60	C 14 SE OHC I (Eng. -> 02BD1413)	'93-07/'95	W20EPR-U	3047	D2	0,7	IW20	106	VW20
1.4 i	60	C 14 SE OHC I (Eng. 02BD1414 ->)	08/'95->	K20TXR	5063	D20	0,9	IK20	104	VK20Y
1.4 i	40-44	X 14 SZ	'95->	K20TXR	5063	D20	0,9	IK20	104	VK20Y
1.4 i16V	66	X 14 XE Ecotec	09/'94->	K20TXR	5063	D20	0,9	IK20	104	VK20Y
1.6 GSi 16V	80	C 16 XE DOHC I	03/'93->	K20TXR	5063	D20	0,9	IK20	104	VK20Y
1.6 i16V	78	X 16 XE Ecotec	09/'94->	K20TXR	5063	D20	0,9	IK20	104	VK20Y
CORSA-C										
1.0 i12V	43	X 10 XE / Z 10 XE DOHC Ecotec 3 Cyl.	08/'00-08/'03	K20TXR	5063	D20	1,0	IK16	103	VK16
1.0 i12V	44	Z 10 XEP Twinport ECO 3 Cyl.	09/'03->	KJ16CR-L11	3132	D35	1,0	IK16	103	VK16
1.2 i16V	55	Z 12 XE DOHC Ecotec	08/'00->	K20TXR	5063	D20	1,0	IK16	103	VK16
1.2 i16V Twinport	59	Z 12 XEP	07/'04->	KJ16CR-L11	3132	D35	1,0	IK16	103	VK16
1.4 i16V	66	X 14 XE / Z 14 XE DOHC Ecotec	09/'00->	K20TXR	5063	D20	1,0	IK20	104	VK20
1.4 i16V Twinport	66	Z 14 XEP	06/'03->	KJ16CR-L11	3132	D35	1,0	IK16	103	VK16
1.8 i16V GSi	92	X 18 XE DOHC Ecotec	03/'01->	K20TXR	5063	D20	1,0	IK20	104	VK20
FRONTERA (A)										
2.0 i	85	C 20 NE OHC II	09/'91-08/'95	W16EPR-U	3021	D6	0,7	IW20	106	VW20
2.0 i	85	X 20 SE	02/'95-08/'98	K20TXR	5063	D20	0,8	IK20	104	VK20Y
2.2 i16V	100	X 22 XE	02/'95-08/'98	K20TXR	5063	D20	0,8	IK20	104	VK20Y
2.4 i	92	C 24 NE CIH	09/'91-08/'95	W20FPR-U	3070	D3	0,7	IWF20	178	
FRONTERA (B)										
2.2 i16V	100	X 22 E, Y 22 E	07/'98->	K20TXR	5063	D20	1,0	IK20	104	VK20
3.2 i V-6 24V	151	6V D1 (V-6, DOHC)	10/'98->	K16PR-P11	3293	-	1,1	IK16	103	VK16
GT										
1.1 1100			'68-'73	W20FP-U	3068	D18	0,7	IWF20	178	
1.9 1900	66	19 S	'68-'73	W20FP-U	3068	D18	0,7	IWF20	178	
1.9 1900	66	19 S	'71-'73	W20FP-U	3068	D18	0,7	IWF20	178	
KADETT-C										
1.0	29	10 N OHV	'74-'82	W20FP-U	3068	D18	0,7	IWF20	178	
1.0 S	37	10 S OHV	'74-'82	W20FP-U	3068	D18	0,7	IWF20	178	
1.2	37-39	12 N OHV	'73-'82	W20FP-U	3068	D18	0,7	IWF20	178	
1.2 S	43-44	12 S OHV	'79-'82	W20FPR-U	3070	D3	0,7	IWF20	178	
1.3	44	13 N OHC	'79-'82	W20EPR-U	3047	D2	0,7	IW20	106	VW20
1.3 S	50-55	13 S OHC	'79-'82	W20EPR-U	3047	D2	0,7	IW20	106	VW20
KADETT-D										
1.2	37-39	12 N OHV	'79-'82	W20FP-U	3068	D18	0,7	IWF20	178	
1.2 S	43-44	12 S OHV	'79-'84	W20FPR-U	3070	D3	0,7	IWF20	178	
1.2 S	40	12 ST OHC	'82-'84	W20EPR-U	3047	D2	0,7	IW20	106	VW20
1.3	44	13 N OHC	'79-'84	W20EPR-U	3047	D2	0,7	IW20	106	VW20
1.3 S	50-55	13 S OHC	'79-'84	W20EPR-U	3047	D2	0,7	IW20	106	VW20
1.6 S	66	16 SH OHC	'81-'84	W20EPR-U	3047	D2	0,9	IW20	106	VW20
1.8 E / GTE	85	18 E OHC	'83-'84	W20EPR-U	3047	D2	0,7	IW20	106	VW20
KADETT-E										
1.2 S	40	12 S / 12 SC OHV	'84-'86	W20FPR-U	3070	D3	0,7	IWF20	178	
1.2 S	40	12 S / 12 ST OHC	'84-'88	W20EPR-U	3047	D2	0,7	IW20	106	VW20
1.3	44	13 N / 13 NB OHC	'84-'91	W20EPR-U	3047	D2	0,7	IW20	106	VW20
1.3 i	44	C 13 N OHC	'85-'91	W20EPR-U	3047	D2	0,7	IW20	106	VW20
1.3 S	55	13 S / 13 SC OHC	'84-'87	W20EPR-U	3047	D2	0,7	IW20	106	VW20
1.4	44-55	E 14 LV / 14 NV OHC I	'90-'91	W20EPR-U	3047	D2	0,7	IW20	106	VW20
1.4 i	44	C 14 NZ OHC I	'90-'91	W20EPR-U	3047	D2	0,7	IW20	106	VW20
1.6 S	60-66	16 SH / 16 SV OHC I	'84-'91	W20EPR-U	3047	D2	0,7	IW20	106	VW20
1.6 i	55	C 16 LZ OHC I	'86-'87	W20EPR-U11	3049	D13	1,1	IW20	106	VW20
1.6 i	55-74	C 16 NZ / E16 NZ / E 16 SE	'87-'91	W20EPR-U	3047	D2	0,7	IW20	106	VW20
1.8	62	S 18 NV OHC II (S)	'86-'91	W20EPR-U	3047	D2	0,7	IW20	106	VW20
1.8 GSi	74-85	C18NE/18E/18SE OHC II	'84-'91	W20EPR-U	3047	D2	0,7	IW20	106	VW20
1.8 i	66	C 18 NT OHC II	'85-'91	W20EPR-U	3047	D2	0,7	IW20	106	VW20
1.8 S	62	E 18 NV OHC II	'87-'91	W20EPR-U	3047	D2	0,7	IW20	106	VW20
1.8 i	66	C 18 NZ OHC II	'90-'91	W16EPR-U	3021	D6	0,7	IW16	105	VW16
2.0 i16V / GSi 16V	110-115	20 XEJ / C 20 XE DOHC	'88-'91	Q20PR-U	3007	D12	0,7	IK20	104	VK20Y
2.0 i / GSi	85	20 NE / C 20 NE OHC Cat	'86-'91	W16EPR-U	3021	D6	0,7	IW20	106	VW20
2.0 i / GSi	91-95	20 SEH / 20 SER OHC II	'86-'91	W20EPR-U	3047	D2	0,7	IW20	106	VW20
2.0 i16V / GSi 16V	110-115	20 XEJ / C 20 XE DOHC II Cat	'88-'91	Q20PR-U	3007	D12	0,7	IK20	104	VK20Y



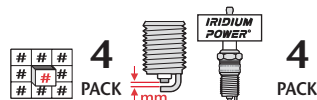
KW

**OPEL** *continued*

OPEL <i>continued</i>											
MANTA-A											
1.6 S	59			'71-'74	W20EP-U	3043	D4	0,7	IW20	106	VW20
1.6	50			'71-'75	W20FP-U	3068	D18	0,7	IWF20	178	
1.9	66-77			'71-'75	W20FP-U	3068	D18	0,7	IWF20	178	
MANTA-B											
1.2 -/S		12 N / 12 S OHC		'75-'79	W20FP-U	3068	D18	0,7	IWF20	178	
1.3 -/S	44-55	13 N / 13 S OHC		'79-'86	W20EPR-U	3047	D2	0,7	IW20	106	VW20
1.6 -/S	44-55	16 N / 16 S CIH		'75-'80	W20FP-U	3068	D18	0,7	IWF20	178	
1.8 S	66	18 S OHC		'82-'87	W20EPR-U	3047	D2	0,7	IW20	106	VW20
1.9	55	19 N CIH		'76-'80	W20FP-U	3068	D18	0,7	IWF20	178	
2.0 -/S	66-74	20 N / 20 S CIH		'77-'85	W20FPR-U	3070	D3	0,7	IWF20	178	
2.0 E / GT/E / GSi	77-81	20 E CIH	W/W Cat	'77-'88	W20FPR-U	3070	D3	0,7	IWF20	178	
MERIVA											
1.4 i 16V Twinport	66	Z 14 XEP		07/'04->	KJ16CR-L11	3132	D35	1,1	IK16	103	VK16
1.6 i	64	Z 16 SE (8 valve)		05/'03->	K20TXR	5063	D20	1,0	IK16	103	VK16
1.6 i 16V	74	Z 16 XE (16 valve)		05/'03->	K20TXR	5063	D20	1,0	IK16	103	VK16
1.8 i 16V	92	Z 18 XE (16 valve)		09/'02->	K20TXR	5063	D20	1,0	IK16	103	VK16
MONTEREY											
3.2 i V-6 24V	130	6 V D1 (V-6) Isuzu		'92->	K20PR-U11	3121	D14	1,1	IK20	104	VK20
3.2 i V-6 24V	151	6 V D1 (V-6) Isuzu		07/'98->	K16PR-P11	3293	-	1,1	IK16	103	VK16
3.5 i V-6 24V	158	6 V E1 (V-6) Isuzu		09/'95->	K16PR-P11	3293	-	1,1	IK16	103	VK16
MONZA-A/B											
2.0->3.0 All models	81-133			04/'78-08/'86	W20FPR-U	3070	D3	0,7	IWF20	178	
OMEGA-A											
1.8 i	85	18 SEH OHC II		'86-'93	W20EPR-U	3047	D2	0,7	IW20	106	VW20
1.8 S	66	18 SV OHC II		'86-'90	W20EPR-U	3047	D2	0,7	IW20	106	VW20
1.8	60-65	E 18 NVR / (S)18 NV OHC II		'86-'93	W20EPR-U	3047	D2	0,7	IW20	106	VW20
2.0 i	90	20 SE OHC II		'86-'93	W20EPR-U	3047	D2	0,7	IW20	106	VW20
2.0 i	85	20 NE / C 20 NE OHC	Cat	'86-'94	W16EPR-U	3021	D6	0,7	IW20	106	VW20
2.0 i	73-90	20 NEJ / 20 SE OHC		09/'90-03/'94	W20EPR-U	3047	D2	0,8	IW20	106	VW20
2.4 i	92	C 24 NE CIH		'88-'93	W20FPR-U	3070	D3	0,7	IWF20	178	
2.6 i	110	C 26 NE CIH		'90-'93	W20FPR-U	3070	D3	0,7	IWF20	178	
3.0 i Caravan	130	C 30 NE / 30 NE CIH		'87-'93	W20FPR-U	3070	D3	0,8	IWF20	178	
3.0 3000	115	C 30 LE CIH		03/'87-12/'87	W20FPR-U	3070	D3	0,8	IWF20	178	
3.0 3000	115-130	C 30 NE / 30 NE CIH		'87-03/'94	W20FPR-U	3070	D3	0,8	IWF20	178	
3.0 3000 24V	147-150	C 30 SE/C30 SEJ DOHC		'89-'94	K20TXR	5063	D20	0,8	IK20	104	VK20Y
3.0 3000 24V Evo. 500	170	..30.. DOHC		'90-'91	K20PBR	5060	D105	0,8	IK20	104	VK20Y
3.6 i 24V Twin Turbo	265-281	C 36 GET DOHC		'90-'94	K20PR-ZU11	3163	-	0,8	IK20		VK20Y
OMEGA-B											
2.0 i	85	20 SE OHC II		04/'94->	K20TXR	5063	D20	0,9	IK20	104	VK20Y
2.0 i 16V	85	X 20 SE OHC II		04/'94->	K20TXR	5063	D20	0,9	IK20	104	VK20Y
2.0 i 16V	100	X 20 XEV		04/'94->	K20TXR	5063	D20	0,9	IK20	104	VK20Y
2.2 i 16V	106	Y 22 XE, Z 22 XE Ecotec		09/'99->	K20TXR	5063	D20	1,0	IK16	103	VK16
2.5 i V-6 24V	125	X 25 XE (Eng. <- 818.688)		'94-'95	K20TXR	5063	D20	0,9	IK20	104	VK20Y
2.5 i V-6 24V	125	X 25 XE (Eng. 818.688 ->)		'95->	K20TXR	5063	D20	0,9	IK20	104	VK20Y
2.6 i V-6 24V	132	Y 26 SE (DOHC)		09/'00->	K20PBR-S10	5061	D76	1,0	IK20	104	VK20
3.0 i V-6 24V	155	X 30 XE (Eng. <- 818.688)		'94-'95	K20TXR	5063	D20	0,9	IK20	104	VK20Y
3.0 i V-6 24V	155	X 30 XE (Eng. 818.688 ->)		'95->	K20TXR	5063	D20	0,9	IK20	104	VK20Y
3.2 i V-6 24V	160	Y 32 SE (DOHC)		06/'00->	K20PBR-S10	5061	D76	1,0	IK20	104	VK20
SENATOR-A											
2.0 i	81-85	20 E CIH		'83-'84	W20FPR-U	3070	D3	0,7	IWF20	178	
2.2 i	85	22 E		'84-'87	W20FPR-U	3070	D3	0,7	IWF20	178	
2.5 i	100-103	25 E / 25 NE / S 25 E CIH		'81-'83	W20FP-U	3068	D18	0,7	IWF20	178	
2.5 i	100-103	25 E / 25 NE / S 25 E CIH		'83-'87	W20FPR-U	3070	D3	0,7	IWF20	178	
2.8	103	28 H		'79-'81	W20FP-U	3068	D18	0,7	IWF20	178	
3.0 i	130-132	30 E / 30 NE		'79-'82	W20FP-U	3068	D18	0,7	IWF20	178	
3.0 i	130-132	30 E / 30 NE		'83-'87	W20FPR-U	3070	D3	0,7	IWF20	178	
3.0	110	30 S CIH		'79-'82	W20FP-U	3068	D18	0,7	IWF20	178	
3.0 i	115-132	C 30 LE/C 30 NE		'79-'82	W20FP-U	3068	D18	0,7	IWF20	178	
3.0 i	115-132	C 30 LE/C 30 NE/S 30 E		'83-'87	W20FPR-U	3070	D3	0,7	IWF20	178	
SENATOR-B											
2.6 i	110	C 26 NE CIH		'90-'93	W20FPR-U	3070	D3	0,7	IWF20	178	
3.0 i	115-132	30 NE / C 30 NE / C 30 LE		'87-'93	W20FPR-U	3070	D3	0,7	IWF20	178	
3.0 i 24V	150	C 30 SE DOHC		'89-'93	K20TXR	5063	D20	0,8	IK20	104	VK20Y
3.6 i	145	C 36 NE Irmischer		'89-'93	K20TXR	5063	D20	0,8	IK20	104	VK20Y
4.0 i	200	C 40 SE Irmischer		'91-'93	K20PBR	5060	D105	0,8	IK20	104	VK20Y
SIGNUM											
1.8 i 16V	90	Z 18 XE Ecotec		05/'03->	K20PBR-S10	5061	D76	1,0	IK16	103	VK16
2.0 i 16V Turbo	129	Z 20 NET Turbo Ecotec		05/'03->	PK20PR11	3168	P28	1,0	IK20	104	VK20
2.2 i 16V	114	Y 22 XE, Z 22 XE Ecotec		'03->	K20PBR-S10	5061	D76	1,0	IK16	103	VK16
2.2 i 16V Direct	114	Z 22 YH Direct Ecotec		05/'03->	K20PBR-S10	5061	D76	1,0	IK16	103	VK16
2.8 i V-6 24V Turbo	169	Ecotec		09/'05->	VKH20	5618	V18	1,1	IKH20	144	VKH20



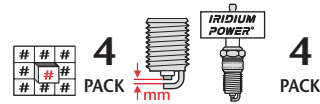
KW



OPEL continued											
3.2	i V-6 24V Turbo	155	Z 32 SE Ecotec	05/'03->	K20PBR-S10	5061	D76	1,0	IK16	I03	VK16
3.2	i V-6 24V	155	Y 32 SE (DOHC)	'03->	K20PBR-S10	5061	D76	1,0	IK16	I03	VK16
SINTRA											
2.2	i 16V	104	X 22 XE	'96-00	K20TXR	5063	D20	0,8	IK20	I04	VK20Y
3.0	i V-6	148	X 30 XE	'96-00	K20TXR	5063	D20	0,8	IK20	I04	VK20Y
SPEEDSTER											
2.0	i 16V Turbo	147	Z 20 LET Turbo Ecotech	04/'03->	K20TXR	5063	D20	1,0	IK20	I04	VK20
2.2	i 16V	108	Z 22 SE	08/'00->	ITV16	5338	I38	1,1	ITV20	I39	
TIGRA											
1.4	i	66	X 14 XE	'94->	K20TXR	5063	D20	0,8	IK20	I04	VK20Y
1.4	i 16V TwinTop	66	Z 14 XEP	06/'04->	KJ16CR-L11	3132	D35	1,0	IK16	I03	VK16
1.6	i	78	X 16 XE	'94->	K20TXR	5063	D20	0,8	IK20	I04	VK20Y
1.8	i 16V TwinTop	92	Z 18 XE	06/'04->	KJ16CR-L11	3132	D35	1,0	IK16	I03	VK16
TRANSPORT											
2.3		101	G 16V	'93->	Q20PR-U	3007	D12	0,7	IK20	I04	VK20Y
3.8	V-6	129	L V-6	'93-97	T16EPR-U15	5023	-	1,3	IT16	I25	VT16
3.8	V-6	129	(E) V-6	'97->	PT16EPR-L13	5070	P18	1,3	IT16	I25	VT16
VECTRA-A											
1.4		55	14 NV OHC I	'88-92	W20EPR-U	3047	D2	0,7	IW20	I06	VW20
1.6	i	55	C 16 NZ OHC	'88-95	W16EPR-U	3021	D6	0,7	IW20	I06	VW20
1.6	i	55	E 16 NZ / E 16 NZ2	'88-95	W16EPR-U	3021	D6	0,7	IW20	I06	VW20
1.6	S	60	16 SV OHC I	'88-93	W20EPR-U	3047	D2	0,7	IW20	I06	VW20
1.6	i	52	X 16 SZ	'93-11/'95	W20EPR-U	3047	D2	0,7	IW20	I06	VW20
1.8	- / 4x4	66	18 SV / C 18 SV OHC	'89->	W20EPR-U	3047	D2	0,7	IW20	I06	VW20
1.8	S / S 4x4	65	E 18 NVR OHC II	'88-90	W20EPR-U	3047	D2	0,7	IW20	I06	VW20
1.8	i	66	C 18 NZ OHCII (Ch. < P1999999)	'90-07/'95	W16EPR-U	3021	D6	0,7	IW20	I06	VW20
1.8	i	66	C 18 NZ OHCII (Ch. < P5999999)	'90-07/'95	W16EPR-U	3021	D6	0,7	IW20	I06	VW20
1.8	i	66	C 18 NZ OHCII (Ch. < P7999999)	'90-07/'95	W16EPR-U	3021	D6	0,7	IW20	I06	VW20
1.8	i	66	C 18 NZ OHCII (Ch. R1000001 ->)	08/'95->	K20TXR	5063	D20	0,8	IK20	I04	VK20Y
1.8	i	66	C 18 NZ OHCII (Ch. R5000001 ->)	08/'95->	K20TXR	5063	D20	0,8	IK20	I04	VK20Y
1.8	i	66	C 18 NZ OHCII (Ch. P7000001 ->)	08/'95->	K20TXR	5063	D20	0,8	IK20	I04	VK20Y
2.0	i - / 4x4	85	20 NE / C 20 NE (Ch. < P1999999)	'88-07/'95	W16EPR-U	3021	D6	0,7	IW20	I06	VW20
2.0	i - / 4x4	85	20 NE / C 20 NE (Ch. < P5999999)	'88-07/'95	W16EPR-U	3021	D6	0,7	IW20	I06	VW20
2.0	i - / 4x4	85	20 NE / C 20 NE (Ch. < P7999999)	'88-07/'95	W16EPR-U	3021	D6	0,7	IW20	I06	VW20
2.0	i - / 4x4	85	20 NE / C 20 NE (Ch. R1000001 ->)	08/'95->	K20TXR	5063	D20	0,8	IK20	I04	VK20Y
2.0	i - / 4x4	85	20 NE / C 20 NE (Ch. R5000001 ->)	08/'95->	K20TXR	5063	D20	0,8	IK20	I04	VK20Y
2.0	i - / 4x4	85	20 NE / C 20 NE (Ch. P7000001 ->)	08/'95->	K20TXR	5063	D20	0,8	IK20	I04	VK20Y
2.0	i - / 4x4	95	20 SEH OHC II	'88-93	W20EPR-U	3047	D2	0,7	IW20	I06	VW20
2.0	2000 16V /...4x4	110	20 XE DOHC (Eng. < 14002934) 01/'89-08/'92		K20PR-U	3145	D22	0,8	IK20	I04	VK20Y
2.0	2000 16V /...4x4	110	20 XE DOHC (Eng. 14002935->)	09/'92-06/'94	K20TXR	5063	D20	0,8	IK20	I04	VK20Y
2.0	2000 16V /...4x4	110	C 20 XE DOHC (Eng. < 14002934)	01/'89-08/'92	K20PR-U	3145	D22	0,8	IK20	I04	VK20Y
2.0	2000 16V /...4x4	110	C 20 XE DOHC (Eng. 14002935 ->)	09/'92-06/'94	K20TXR	5063	D20	0,8	IK20	I04	VK20Y
2.0	i 16V Turbo /...4x4	150	C 20 LET DOHC	'92-95	K20R-U	3122	D31	0,8	IK20	I04	VK20Y
2.5	i V-6	125	25 XE / C 25 XE	02/'93-11/'95	K20TXR	5063	D20	0,8	IK20	I04	VK20Y
VECTRA-B											
1.6	i 16V	55	16 LZ2 / X 16 SZR	10/'95-08/'02	K20TXR	5063	D20	0,9	IK20	I04	VK20Y
1.6	i 16V	74	X 16 XEL	10/'95-08/'02	K20TXR	5063	D20	0,9	IK20	I04	VK20Y
1.8	i 16V	85	X 18 XE	10/'95-08/'02	K20TXR	5063	D20	0,9	IK20	I04	VK20Y
2.0	i	80	20 NEJ	10/'95-08/'02	K20TXR	5063	D20	0,9	IK20	I04	VK20Y
2.0	i 16V	100	X 20 XEV	10/'95-08/'02	K20TXR	5063	D20	0,9	IK20	I04	VK20Y
2.2	i 16V	106	C 22 SEL (DOHC)	10/'99-03/'02	K20TXR	5063	D20	0,9	IK16	I03	VK16
2.2	i 16V	108	Z 22 SE Ecotec	10/'99-03/'02	ITV16	5338	I38	1,1	ITV16	I38	
2.5	i V-6	125	X 25 XE (DOHC V-6)	10/'95-08/'02	K20TXR	5063	D20	0,9	IK20	I04	VK20Y
2.6	i V-6	130	Y 26 SE (DOHC V-6)	12/'00-03/'02	K20PBR-S10	5061	D76	1,0	IK20	I04	VK20
3.0	i V-6 24V 3000 SUPERTOURING	196	Ecotec	10/'97->	K20TXR	5063	D20	0,9	IK20	I04	VK20
VECTRA-C											
1.6	i 16V	74	X 16 XEL / Z 16 XE Ecotec	03/'02->	K20TXR	5063	D20	1,0	IK16	I03	VK16
1.8	i 16V	90	Z 18 XE, Z 18 XEL Ecotec	03/'02->	K20TXR	5063	D20	1,0	IK16	I03	VK16
1.8	i 16V	103	Z 18 XER	01/'06->	KJ16CR-L11	3132	D35	1,0	IK16	I03	VK16
2.0	i 16V Turbo	129	Ecotec Turbo	03/'02->	K20TXR	5063	D20	1,0	IK20	I04	VK20
2.2	i 16V	108	Z 22 SE Ecotec	03/'02->	ITV16	5338	I38	1,1	ITV16	I38	
2.2	i 16V (Direct Injection)	110	Z 22 YH Ecotec Direct Injection	10/'03->	K20PBR-S10	5061	D76	1,0	IK20	I04	VK20
3.2	i V-6 24V GTS	155	Z 32 SE (DOHC V-6)	08/'02->	K20PBR-S10	5061	D76	1,0	IK20	I04	VK20
VIVARO											
2.0	i 16V	88	20P - F4R - 720	03/'01->	K20PR-U	3145	D22	0,9	IK20	I04	VK20
ZAFIRA											
1.6	i 16V	74	X 16 XE / Z 16 XE(L) DOHC Ecotec	03/'99-06/'05	K20TXR	5063	D20	0,9	IK20	I04	VK20Y
1.6	i 16V CNG	71	Z 16 YNG	09/'01->	PK20PR-P8	3245	P27	0,8			VK20Y
1.6	i 16V	77	Z 16 XEP DOHC Ecotec	07/'05->	KJ16CR-L11	3132	D35	1,0	IK16	I03	VK16
1.8	i 16V	85	X 18 XE / Z 18 XE DOHC Ecotec	03/'99-06/'05	K20TXR	5063	D20	0,9	IK20	I04	VK20Y
1.8	i 16V	103	Z 18 XEP DOHC Ecotec	07/'05->	KJ16CR-L11	3132	D35	1,0	IK16	I03	VK16



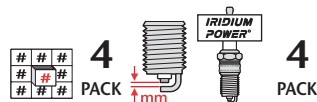
KW



OPEL <i>continued</i>												
2.0	i 16V OPC	141	Z 20 LET Turbo Ecotech		09/'01-06/'05	K20TXR	5063	D20	1,0	IK20	104	VK20
2.0	i 16V GSI Turbo	141	Z 20 LET Turbo Ecotech		09/'01-06/'05	K20TXR	5063	D20	1,0	IK20	104	VK20
2.0	i 16V Turbo	147	Z 20 LER Turbo Ecotec		07/'05->	KJ16CR-L11	3132	D35	1,0	IK16	103	VK16
2.0	i 16V Turbo OPC	177	Turbo Ecotec		01/'06->	PK20PR11	3168	P28	1,1			VK20
2.2	i 16V	108	Z 22 SE Ecotec		09/'00-06/'05	ITV16	5338	I38	1,1	ITV16	138	
2.2	i 16V	110	Z 22 YH Ecotec		07/'05->	K20PBR-S10	5061	D76	1,0	IK16	103	VK16
OTOSAN												
ANADOL												
1.3					'67-'85	W20EP-U	3043	D4	0,8	IW20	106	VW20
1.6					'67-'85	W20EP-U	3043	D4	0,8	IW20	106	VW20
FORD ESCORT												
1.6	i 16V		ZETEC EFI		'94->	PT16VR10	5093		1,0	ITV16	138	
1.8	i 16V		ZETEC EFI		'94->	PT16VR10	5093		1,0	ITV16	138	
FORD TAUNUS												
1.6		51	OHC		'83-'93	MA20PR-U	5013	D81	0,8			
2.0					'87-'94	MA20PR-U	5013	D81	0,8			
PERODUA												
NIPPA												
0.85	(L201)	28	ED 10 (847cc)	3 Cyl.	'97->	W20EXR-U	3066	D26	0,8	IW20	106	VW20
KENARI												
1.0	i 12V	40	EJ-DE (VVT)	3 Cyl.	'00->	K16TNR-S9	3329	-	0,9	IK16	103	VK16
KEMBARA												
1.3	i 16V (4WD)	62-67	HC -E		'99->	K20TNR-S	3196	D104	1,0	IK20	104	VK20
PEUGEOT												
104												
1.0	GL / GR / Z / ZA / ZL	33	XV 5 (108)		'79-'83	T20EP-U	5031	D5	0,6	IT20	126	VT20
1.0	GL / Z / ZA	32	XV 8 (108C)		'83-'88	T20EP-U	5031	D5	0,6	IT20	126	VT20
1.1	S / ZS	49	XW 3 S		'75-'80	T22EP-U	5040	-	0,6	IT22	127	
1.1	GL/GR/SL/SR/ZL/ZR	42	XW 3		'76-'82	T20EP-U	5031	D5	0,6	IT20	126	VT20
1.1	GR / ZA		XW 5		'76-'88	T20EP-U	5031	D5	0,6	IT20	126	VT20
1.1	ZL / Entrepise	41	XW 2		'77-'82	T20EP-U	5031	D5	0,6	IT20	126	VT20
1.1	GL/GR/SL/SR/Z/ZA/ZR	37	XW 7		'79-'88	T20EP-U	5031	D5	0,6	IT20	126	VT20
1.2	SR	42	XZ 5		'79-'83	T20EP-U	5031	D5	0,6	IT20	126	VT20
1.4	S / ZS	53	XY 6.B		'79-'83	T20EP-U	5031	D5	0,6	IT20	126	VT20
1.4	ZS	59	XY 8		'82-'86	T22EP-U	5040	-	0,6	IT22	127	
106												
1.0	XN , XR	33	TU 9 / .K (C1A)		'91-07/'92	Q20PR-U	3007	D12	0,8	IK20	104	VK20Y
1.0	i XN , XR	33	TU 9.M	Cat	'91-'92	Q16PR-U	3137	-	0,8	IK16	103	VK16
1.0	i XA / XN / XR / Kid	33-37	TU 9.M /Z (CDY/CDZ)	Cat	'92-06/'95	Q16PR-U	3137	-	0,8	IK16	103	VK16
1.0	i XA / XN / XR / Kid / Sketch	33-37	TU 9.M /Z (CDY/CDZ)	Cat	07/'95->	K20TXR	5063	D20	0,9	IK16	103	VK16
1.1	XN , XR , XT	44	TU 1 / .K (H1A)		'91->	Q20P-U	3125	D17	0,8	IK20	104	VK20Y
1.1	i XA / XN / XR / XT	44	TU 1.M /Z (HDZ)	Cat	'91-06/'95	Q16PR-U	3137	-	0,8	IK16	103	VK16
1.1	i XA / XN / XR / XT	44	TU 1.M /Z (HDZ)	Cat	07/'95->	K20TXR	5063	D20	0,9	IK16	103	VK16
1.3	Rallye	72	TU2.J2	Cat	10/'93->	K22PBR-S	5062	-	0,9	IK22	110	VK22
1.4	XR / XT	55	TU 3 / TU 3.2 (K2D)		'91-'93	Q20PR-U	3007	D12	0,8	IK20	104	VK20Y
1.4	XR / XT / XS	55	TU 3.F / M (KDX)	Cat	'91->	Q20PR-U	3007	D12	0,8	IK20	104	VK20Y
1.4	XR / XS / XT	55	TU 3.M/Z (KDY)	Cat	'91-02/'95	Q20PR-U	3007	D12	0,8	IK20	104	VK20Y
1.4	XR / XT	55	TU 3.M/Z (KDY)	Cat	03/'95->	K20TXR	5063	D20	1,0	IK20	104	VK20
1.4	XN / XR / XS / XT	55	TU 3 JP	Cat	03/'96->	K20TXR	5063	D20	1,0	IK20	104	VK20
1.4	XSi	69-72	TU 3J2 / ..J2 (KFZ)	Cat	'91->	K22PBR-S	5062	-	0,8	IK22	110	VK22
1.4	XSi	72	TU 3FJ2 / ..Z (K6B)		'91->	K22PBR-S	5062	-	0,8	IK22	110	VK22
1.4	i Rallye	69	TU 3.J2		'91-'94	K22PBR-S	5062	-	0,8	IK22	110	VK22
1.6	i XS / XT / XN(AT)	66	TU 5.JP (..FJ) (NFZ)	Cat	06/'93-06/'95	K20PBR	5060	D105	0,8	IK20	104	VK20Y
1.6	i XN / XR / XS / XT / Griffie	66	TU 5.JP (..FJ) (NFZ)	Cat	07/'95->	K20TXR	5063	D20	1,0	IK20	104	VK20
1.6	Rallye	74-77	TU 5.J2		'94->	K20PBR	5060	D105	0,8	IK20	104	VK20Y
1.6	XSi	77	TU 5.J2	Cat	'93->	K20PBR	5060	D105	0,8	IK20	104	VK20Y
1.6	S 16 / GTi 16V	87	TU 5.J4 (NFX)		05/'96->	K20PR-U	3145	D22	0,8	IK20	104	VK20
107												
1.0	i 12V	50	1KR-FE		'05->	K20HR-U11	3381	-	1,1	IKH20	144	VKH20
205												
1.0	GE/ GL/ GR/ Junior/ XE	31	XV 8 (108C)		'83-10/'90	T20EP-U	5031	D5	0,7	IT20	126	VT20
1.0	XL / XR	31	XV 8 (108C)		'83-10/'91	T20EP-U	5031	D5	0,7	IT20	126	VT20
1.0	XL / XR / XS	33	TU 9 (C1A)		07/'87-'00	Q20P-U	3125	D17	0,8	IK20	104	VK20Y
1.0	GL / Junior / XA / XE	33	TU 9 (C1A)		07/'87-'00	Q20P-U	3125	D17	0,8	IK20	104	VK20Y
1.0	GE / Junior / Look	33	TU 9.M	Cat	'89-06/'95	Q16PR-U	3137	-	0,8	IK16	103	VK16
1.0	GE / Junior / Look	33	TU 9.M	Cat	07/'95-'00	K20TXR	5063	D20	0,9	IK20	104	VK20Y
1.1	GE / GL / GR / Lacoste	37	XW 7 / A		'83-07/'87	T20EP-U	5031	D5	0,6	IT20	126	VT20
1.1	XA / XE / XL / XR	37	XW 7 / A		'83-07/'87	T20EP-U	5031	D5	0,6	IT20	126	VT20
1.1	CJ / GE / GL / GR / Green	40	TU 1 (H1A)		'87-'00	Q20PR-U	3007	D12	0,8	IK20	104	VK20Y



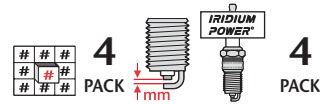
KW



PEUGEOT continued												
1.1	Junior / Open / Style / XA	40	TU 1 (H1A)		'87-'00	Q20PR-U	3007	D12	0,8	IK20	104	VK20Y
1.1	XE / XL / XR / XRA	40	TU 1 (H1A)		'87-'00	Q20PR-U	3007	D12	0,8	IK20	104	VK20Y
1.1	Societe / XA / XL / GL	41	E1 / TU1CLC (H1B)		'87-'93	Q20PR-U	3007	D12	0,8	IK20	104	VK20Y
1.1	XA / XE / XL / XR / CJ	44	TU 1.M / Z (HDY, HDZ)	Cat	07/'89-06/'95	Q16PR-U	3137	-	0,8	IK16	103	VK16
1.1	Junior / Look / Forever	44	TU 1.M / Z (HDY, HDZ)	Cat	07/'89-06/'95	Q16PR-U	3137	-	0,8	IK16	103	VK16
1.1	GL / GR / Green	44	TU 1.M / Z (HDY, HDZ)	Cat	07/'89-06/'95	Q16PR-U	3137	-	0,8	IK16	103	VK16
1.1	XA / XE / XL / XR / CJ	44	TU 1.M / Z (HDY, HDZ)	Cat	07/'95-'00	K20TXR	5063	D20	0,9	IK20	104	VK20Y
1.1	Junior / Look / Forever	44	TU 1.M / Z (HDY, HDZ)	Cat	07/'95-'00	K20TXR	5063	D20	0,9	IK20	104	VK20Y
1.1	GL / GR / Green	44	TU 1.M / Z (HDY, HDZ)	Cat	07/'95-'00	K20TXR	5063	D20	0,9	IK20	104	VK20Y
1.2	GR	46	F1		'89-10/'90	Q20PR-U	3007	D12	0,8	IK20	104	VK20Y
1.3	SR/ XR/ XRA/ Green/ Societe	47	G 1 (1G1E)		'87-'92	Q20PR-U	3007	D12	0,8	IK20	104	VK20Y
1.3	Rallye	76	TU 2.4 (M2A)		'88-'93	K22PBR-S	5062	-	0,8	IK22	110	VK22
1.4	XS / XT	52	XY 6.B		'83-07/'87	T22EP-U	5040	-	0,6	IT22	127	
1.4	CT / GR / Lacoste / XR	52	XY 6.B		'83-07/'87	T22EP-U	5040	-	0,6	IT22	127	
1.4	CT / GT / Lacoste	58	XY 8 (150B)		'83-07/'87	T22EP-U	5040	-	0,6	IT22	127	
1.4	XS / XT	44	XY7 / XY7CP (150D)	W/W Cat	'83-'90	T20EP-U	5031	D5	0,6	IT20	126	VT20
1.4	SR / XA / XR / XRA	44	XY7 / XY7CP (150D)	W/W Cat	'83-'90	T20EP-U	5031	D5	0,6	IT20	126	VT20
1.4	CJ / GL / GR / Lacoste	44	XY7 / XY7CP (150D)	W/W Cat	'83-'90	T20EP-U	5031	D5	0,6	IT20	126	VT20
1.4	CJ / GL / GR / GT / SR	43-50	TU 3 / TU3A.. (K1A)		'87-'00	Q20PR-U	3007	D12	0,8	IK20	104	VK20Y
1.4	XA / XR / XRA / XS / XE / XL	43-50	TU 3 / TU3A.. (K1A)		'87-'00	Q20PR-U	3007	D12	0,8	IK20	104	VK20Y
1.4	Junior/ Open/ Green	43-50	TU 3 / TU3A.. (K1A)		'87-'00	Q20PR-U	3007	D12	0,8	IK20	104	VK20Y
1.4	XS / XT / XR	63	TU 3.S (K2B)		'87-'00	Q22PR-U	3010	D23	0,8	IK22	110	VK22
1.4	CT / GL / GT / SR	63	TU 3.S (K2B)		'87-'00	Q22PR-U	3010	D23	0,8	IK22	110	VK22
1.4	GL / GT / Indiana/ SR / XL	55	TU 3.F2 (K2D)		'87-'93	Q20P-U	3125	D17	0,8	IK20	104	VK20Y
1.4	Rallye	75	TU 2.4		'88-'91	K22PBR-S	5062	-	0,8	IK22	110	VK22
1.4	GR	48	F 1		'87-'00	Q20P-U	3125	D17	0,8	IK20	104	VK20Y
1.4	GR / GT / GTX / Lacoste	61-69	Y 2 / J 2		'89-'00	Q20PR-U	3007	D12	0,8	IK20	104	VK20Y
1.4	CJ	44	TU 3.CP (KAY)	(A, CH) Cat	'87-'93	Q20PR-U	3007	D12	0,8	IK20	104	VK20Y
1.4	i CJ / CT / GR / GT / XR / XS	55-58	TU 3. M (KDY,KDZ)	Cat	'87-'00	Q20PR-U	3007	D12	0,8	IK20	104	VK20Y
1.4	i Green / Forever / Cabrio / ..	55-58	TU 3. M (KDY,KDZ)	Cat	'87-'00	Q20PR-U	3007	D12	0,8	IK20	104	VK20Y
1.4	i CJ / CT / GR / GT / XR / XS	55-58	TU 3. M (KDY)	Cat	07/'95-'00	K20TXR	5063	D20	0,9	IK20	104	VK20Y
1.4	i Green / Forever / Cabrio / ..	55-58	TU 3. M (KDY)	Cat	07/'95-'00	K20TXR	5063	D20	0,9	IK20	104	VK20Y
1.4	i	55	TU 3 FM	Cat	'91-'00	Q20PR-U	3007	D12	0,8	IK20	104	VK20Y
1.6	Automatic	58	XU 5.1C		'83-07/'87	T20EP-U	5031	D5	0,6	IT20	126	VT20
1.6	GR	58	XU 5.1C		'83-07/'87	T20EP-U	5031	D5	0,6	IT20	126	VT20
1.6	XR / XS / XT	53-55	XU 5.CP	Cat	'83-07/'87	T22EP-U	5040	-	0,6	IT22	127	
1.6	GTi	76	XU 5.J		'83-07/'87	T22EP-U	5040	-	0,6	IT22	127	
1.6	GTi	83	XU 5.JA (B6D)		'85-06/'87	T22EP-U	5040	-	0,6	IT22	127	
1.6	CTi / GTi	76-83	XU 5.JA (B6D,B6E)		07/'87-'00	Q22P-U	3255	-	0,8	IK22	110	VK22
1.6	Automatic	58	XU 5.1C		07/'87-'90	Q20P-U	3125	D17	0,8	IK20	104	VK20Y
1.6	XR / XS / XT	58	XU 5.1C		07/'87-'90	Q20P-U	3125	D17	0,8	IK20	104	VK20Y
1.6	CT / GR / Open	58	XU 5.1C		07/'87-'90	Q20P-U	3125	D17	0,8	IK20	104	VK20Y
1.6	CTi	76	XU 5.J1		'88-'90	Q22PR-U	3010	D23	0,8	IK22	110	VK22
1.6	Automatic	65	XU 5M /..2Z /..3Z (BDY)	Cat	'90-'00	Q20PR-U	3007	D12	0,8	IK20	104	VK20Y
1.6	GR / Si	65	XU 5M /..2Z /..3Z (BDY)	Cat	'90-'00	Q20PR-U	3007	D12	0,8	IK20	104	VK20Y
1.9	GTi	90-94	XU 9.JA (D6B)		'86-'00	Q22PR-U	3010	D23	0,8	IK22	110	VK22
1.9	GTi	75	XU 9.J1	Cat	'86-10/'87	T20EP-U	5031	D5	0,6	IT20	126	VT20
1.9	GTi / CTi / Open	75-77	XU 9.J1 (DFZ)	Cat	10/'87-'00	Q20PR-U	3007	D12	0,8	IK20	104	VK20Y
1.9	GTi / CTi	88	XU 9.JAZ (DKZ)	Cat	10/'87-'00	Q20PR-U	3007	D12	0,8	IK20	104	VK20Y
206												
1.1	i	44	TU 1JP (HFZ)		06/'98->	K20PR-U	3145	D22	0,9	IK20	104	VK20
1.4	i	55	TU 3JP		06/'98->	K20PR-U	3145	D22	0,9	IK20	104	VK20
1.4	i 16V	65	ET3J4 (KFU)		10/'03->	XE20HR-U9	3427	D167	0,9	FXE20HR11	-	
1.6	i	65	TU5JP		06/'98->	K20TXR	5063	D20	1,0	IK20	104	VK20
1.6	i 16V	80	TU5JP4 (NFU)	(26.5mm thread)	12/'00->	K20HR-U11	3381	-	0,9	IKH20	144	VKH20
2.0	i GTi 16V / S16	100	EW10J4 (RFN, RFR)	(26.5mm thread)	01/'99->	K16HPR-U11	6076	D166	0,9	IKH16	143	VKH16
2.0	i 16V RC	130	EW10J4S		07/'03->	K20HR-U11	3381	-	1,1	IKH20	144	VKH20
207												
1.4	i	54	TU 3A		02/'06->	K20PR-U	3145	D22	0,9	IK20	104	VK20Y
1.4	i 16V	65	ET3J4 (KFU)	(26.5mm thread)	02/'06->	XE20HR-U9	3427	D167	0,9	FXE20HR11	-	
1.6	i 16V	80	TU5JP4	(26.5mm thread)	02/'06->	K16HPR-U11	6076	D166	0,9	IKH16	143	VKH16
1.6	i 16V	85	EP6 (Direct injection)	(BMW)	12/'06->	K16HPR-U11	6076	D166	0,9	IKH16	143	VKH16
305												
1.1	GL / SR / Break	37-40	XK 5		'77-'88	T20EP-U	5031	D5	0,6	IT20	126	VT20
1.3	GL / Break	44	XL 5 TR		'77-'90	T20EP-U	5031	D5	0,6	IT20	126	VT20
1.3	GL / Break	47	XL 5		'77-'90	T20EP-U	5031	D5	0,6	IT20	126	VT20
1.5	GL / S / S Team / SR	64-66	XR 5.S		'77-10/'83	T20EP-U	5031	D5	0,8	IT20	126	VT20
1.5	EXL / GL / S / SR / Break	50-55	XR 5 .A		'77-'90	T20EP-U	5031	D5	0,8	IT20	126	VT20
1.6	GL / GR / SR / Break	55	XU 5.1CTR (Taper seat)		'82-10/'88	T20EP-U	5031	D5	0,6	IT20	126	VT20
1.6	GL / GR / SR / Break	55	XU 5.1CTR (Flat seat)		08/'87-10/'88	Q20P-U	3125	D17	0,8	IK20	104	VK20Y
1.6	GL / SR / Break / Van	58	XU 5.1C		'82-06/'87	T20EP-U	5031	D5	0,6	IT20	126	VT20
1.6	GL / SR / Break / Van	58	XU 5.1C		07/'87-'90	Q20PR-U	3007	D12	0,8	IK20	104	VK20Y



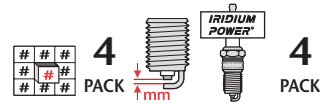
KW



PEUGEOT <i>continued</i>												
1.6	GL / GR / GT / GTX	66-71	XU 5.5		'82-'90	T22EP-U	5040	-	0,8	IT22	I27	
1.6	SR / Break	66-71	XU 5.5		'82-'90	T22EP-U	5040	-	0,8	IT22	I27	
1.6	16 S / Break 16S / GL / SR	54	XU 5.CP (BAZ)	Cat	'82-07/'87	T20EP-U	5031	D5	0,6	IT20	I26	VT20
1.6	16 S / Break 16S / GL / SR	54	XU 5.CP (BAZ)	Cat	08/'87-'90	Q20PR-U	3007	D12	0,8	IK20	I04	VK20Y
1.9	GL / GR / GT / GTX / SR / Break	76	XU 9 S (159A)		'82-'90	T22EP-U	5040	-	0,6	IT22	I27	
1.9	GTX / Break	75	XU 9.2C		'82-07/'87	T22EP-U	5040	-	0,6	IT22	I27	
1.9	GTX / Break	75	XU 9.2C		08/'87-'90	Q20PR-U	3007	D12	0,8	IK20	I04	VK20Y
1.9	GTX / SR / Break	72	XU 9.J1 (DFZ)	Cat	'82-07/'87	T20EP-U	5031	D5	0,8	IT20	I26	VT20
1.9	GTX / SR / Break	72	XU 9.J1 (DFZ)	Cat	08/'87-'90	Q20PR-U	3007	D12	0,8	IK20	I04	VK20Y
306												
1.1	XN / XA / XR / Plus	40-44	TU 1.M /..MZ (HDZ)		'93-06/'95	Q16PR-U	3137	-	0,8	IK16	I03	VK16
1.1	XN / XA / XR / Plus	40-44	TU 1.M /..MZ (HDZ)		07/'95->	K20TXR	5063	D20	0,9	IK16	I03	VK16
1.4	XN / XR	44-55	TU 3 / TU 3.2		'93->	Q20PR-U	3007	D12	0,8	IK20	I04	VK20Y
1.4	XL / XN / XR / XT / SL / ST	55	TU 3.M / MC / MCZ		'93-06/'95	Q20PR-U	3007	D12	0,8	IK20	I04	VK20Y
1.4	XL / XN / XR / XT / SL / ST	55	TU 3.M / MC / MCZ		07/'95->	K20TXR	5063	D20	0,9	IK20	I04	VK20Y
1.6	XL / XR / XS / XT / SR / ST	66	TU 5.JP /..JPZ		'93-06/'95	K20TXR	5063	D20	0,9	IK20	I04	VK20Y
1.6	R.Garros	66	TU 5.JP /..JPZ		'93-06/'95	K20TXR	5063	D20	0,9	IK20	I04	VK20Y
1.6	XL / XR / XS / XT / SR / ST	66	TU 5.JP /..JPZ		07/'95->	K20TXR	5063	D20	1,0	IK20	I04	VK20
1.6	R.Garros	66	TU 5.JP /..JPZ		07/'95->	K20TXR	5063	D20	1,0	IK20	I04	VK20
1.6	i Cabrio	65	TU 5.JP (NFZ)		04/'96->	K20TXR	5063	D20	0,9	IK20	I04	VK20Y
1.8	i XR / XS / XT / SR / ST	74-76	XU 7.JP /..JPZ		'93-06/'95	Q20PR-U	3007	D12	0,8	IK20	I04	VK20Y
1.8	i Cabrio	75-76	XU 7.JP /..JPZ		'93-06/'95	Q20PR-U	3007	D12	0,8	IK20	I04	VK20Y
1.8	i XR / XS / XT / SR / ST	76-76	XU 7.JP /..JPZ		07/'95->	K20TXR	5063	D20	0,9	IK20	I04	VK20Y
1.8	i Cabrio	77-76	XU 7.JP /..JPZ		07/'95->	K20TXR	5063	D20	0,9	IK20	I04	VK20Y
1.8	i 16V .. / Break	81	XU 7.JP4 (LFY)		03/'97->	K20TXR	5063	D20	0,9	IK16	I03	VK16
2.0	ST / XSi / Griffe / Gentry	89	XU 10.J2 ..C/CL/Z (RFX)		'93-03/'95	Q20PR-U	3007	D12	0,8	IK20	I04	VK20Y
2.0	Cabrio	89	XU 10.J2 ..C/CL/Z (RFX)		'93-03/'95	Q20PR-U	3007	D12	0,8	IK20	I04	VK20Y
2.0	ST / XSi / Griffe / Gentry	89	XU 10.J2 ..C/CL/Z (RFX)		03/'95->	K20TXR	5063	D20	0,9	IK20	I04	VK20Y
2.0	Cabrio	89	XU 10.J2 ..C/CL/Z (RFX)		03/'95->	K20TXR	5063	D20	0,9	IK20	I04	VK20Y
2.0	i 16V .. / Break	97	XU 10.J4R (RFV)		03/'97->	K20TXR	5063	D20	0,9	IK20	I04	VK20Y
2.0	16V / S16 / Le Mans	110-114	XU 10.J4 /..Z (RFY)		'93->	Q22PR-U	3010	D23	0,8	IK22	I10	VK22
2.0	GTI 16V / Rallye	123	XU10J4/RS		'96->	K20TNR	3304	-	0,9	IK20	I04	VK20Y
307												
1.4	i	55	TU3 JP (KFW)		05/'01->	K20PR-U	3145	D22	0,9	IK20	I04	VK20Y
1.4	i 16V	65	ET3 J4 (KFU)		11/'03->	XE20HR-U9	3427	D167	0,9	FXE20HR11	-	
1.6	i 16V	80	TU5 JP4 (NFU)	(26.5mm thread)	04/'01->	K20HR-U11	3381	-	0,9	IKH20	I44	VKH20
2.0	i 16V	100	EW10J4 (RFN)	(26.5mm thread)	04/'01->	K16HPR-U11	6076	D166	0,9	IKH16	I43	VKH16
2.0	i 16V	103	EW10A (RFJ)	(26.5mm thread)	03/'05->	K20HR-U11	3381	-	0,9	IKH20	I44	VKH20
2.0	i 16V	131	EW10J4S	(26.5mm thread)	05/'04->	K20HR-U11	3381	-	1,1	IKH20	I44	VKH20
309												
1.1	GE / GL / XA / XE / Societe	40	E 1 (E 1A)		'85-12/'91	Q20P-U	3125	D17	0,8	IK20	I04	VK20Y
1.1	XA / XE / GE / Chorus	40	TU 1		'89-12/'93	Q20P-U	3125	D17	0,8	IK20	I04	VK20Y
1.1	GE / GL / GR / GLX / XE / XL	40-44	TU 1.M /Z (HDY,HDZ)	Cat	'90-12/'93	Q20PR-U	3007	D12	0,8	IK16	I03	VK20Y
1.3	GL / GR / XA / XL / Profil	47-52	G 1 - G 2 / G1A		'85-12/'91	Q20P-U	3125	D17	0,7	IK20	I04	VK20Y
1.4	GR / SX / Green	61	Y 2		10/'86-12/'91	Q20P-U	3125	D17	0,8	IK20	I04	VK20Y
1.4	SX / XS	62	TU 3.S / ..SCLC (K2B)		01/'89-12/'93	Q22P-U	3255	-	0,8	IK22	I10	VK22
1.4	GE / GL / GR / Green / XL	42-51	TU 3 / A		01/'89-12/'93	Q20P-U	3125	D17	0,8	IK20	I04	VK20Y
1.4	XR	42-51	TU 3 / A		01/'89-12/'93	Q20P-U	3125	D17	0,8	IK20	I04	VK20Y
1.4	GE / GL / GLX / GR / GRX	55	TU 3.F2 (K2D)		07/'91-12/'93	Q20PR-U	3007	D12	0,8	IK20	I04	VK20Y
1.4	SX / XL / Look / Green	55	TU 3.F2 (K2D)		07/'91-12/'93	Q20PR-U	3007	D12	0,8	IK20	I04	VK20Y
1.4	Style / Trio / Profil	55	TU 3.F2 (K2D)		07/'91-12/'93	Q20PR-U	3007	D12	0,8	IK20	I04	VK20Y
1.4	GL / GLX / GR / Green	55-58	TU 3.M / FM (KDZ,KDY)	Cat	07/'88-12/'93	Q20PR-U	3007	D12	0,8	IK20	I04	VK20Y
1.4	GRX / SR / SX / XE / XL	55-58	TU 3.M / FM (KDZ,KDY)	Cat	07/'88-12/'93	Q20PR-U	3007	D12	0,8	IK20	I04	VK20Y
1.4	XR / XS	55-58	TU 3.M / FM (KDZ,KDY)	Cat	07/'88-12/'93	Q20PR-U	3007	D12	0,8	IK20	I04	VK20Y
1.5		63	2Y / K		06/'87-12/'89	Q20PR-U	3007	D12	0,8	IK20	I04	VK20Y
1.6	Automatic/ GE / GR / GT	55-58	XU 5.1C		'85-06/'87	T22EP-U	5040	-	0,6	IT22	I27	
1.6	XR / XS / XE / XL	55-58	XU 5.1C		'85-06/'87	T22EP-U	5040	-	0,6	IT22	I27	
1.6	SR / SX / Look	55-58	XU 5.1C		'85-06/'87	T22EP-U	5040	-	0,6	IT22	I27	
1.6	GL / GLX / GR / GT / GE	53-58	XU 5.1C		07/'87-12/'90	Q20PR-U	3007	D12	0,8	IK20	I04	VK20Y
1.6	SR / SX / XE / XL / XR / XS	53-58	XU 5.1C		07/'87-12/'90	Q20PR-U	3007	D12	0,8	IK20	I04	VK20Y
1.6	Automatic / Chorus / Look	53-58	XU 5.1C		07/'87-12/'90	Q20PR-U	3007	D12	0,8	IK20	I04	VK20Y
1.6	SR	69	J 2		'86-12/'91	Q20P-U	3125	D17	0,8	IK20	I04	VK20Y
1.6	GE / GRi / GT / GTi / SRi	76-83	XU 5.J / JA		'85-06/'87	T22EP-U	5040	-	0,8	IT22	I27	
1.6	SXi / XRi / XS / XSi	76-83	XU 5.J / JA		'85-06/'87	T22EP-U	5040	-	0,8	IT22	I27	
1.6	GE / GRi / GT / GTi / SRi	76-90	XU 5.J / JA		07/'87-12/'93	Q20PR-U	3007	D12	0,8	IK20	I04	VK20Y
1.6	SXi / XRi / XS / XSi	76-90	XU 5.J / JA		07/'87-12/'93	Q20PR-U	3007	D12	0,8	IK20	I04	VK20Y
1.6	GL / GLX / GR / SR / SX	65-68	XU 5.2 C		'88-12/'93	Q20PR-U	3007	D12	0,8	IK20	I04	VK20Y
1.6	XL / XR / XS	65-68	XU 5.2 C		'88-12/'93	Q20PR-U	3007	D12	0,8	IK20	I04	VK20Y
1.6	Automatic / Chorus / GE	65-68	XU 5.2 C		'88-12/'93	Q20PR-U	3007	D12	0,8	IK20	I04	VK20Y
1.6	GL / GR / XL / Chorus	54	XU 5.CP	Cat	'86-06/'87	T20EP-U	5031	D5	0,6	IT20	I26	VT20
1.6	GL / GR / XL / Chorus	54	XU 5.CP	Cat	07/'87-'88	Q20PR-U	3007	D12	0,8	IK20	I04	VK20Y
1.6	i GR / GL / GLX / SR / SX	65	XU 5.M / .Z / .2Z / .3Z	Cat	'89-12/'93	Q20PR-U	3007	D12	0,8	IK20	I04	VK20Y



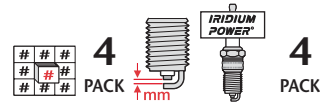
KW



PEUGEOT <i>continued</i>												
1.6	i XS / XL / XR / Automatic	65	XU 5.M / .Z / .ZZ / .3Z	Cat	'89-12/'93	Q20PR-U	3007	D12	0,8	IK20	104	VK20Y
1.9	Gri / GT i / Si / Xri / XSi	94	XU 9.JA		'86-06/'87	T22EP-U	5040	-	0,6	IT22	127	
1.9	Gri / GT i / Si / Xri / XSi	94	XU 9.JA		07/'87-12/'93	Q20PR-U	3007	D12	0,8	IK20	104	VK20Y
1.9	GR / GT / GTX / SX / XS	75	XU 9.2C (D2A)		'85-06/'87	T22EP-U	5040	-	0,6	IT22	127	
1.9	GR / GT / GTX / SX / XS	75	XU 9.2C		07/'87-09/'90	Q20PR-U	3007	D12	0,8	IK20	104	VK20Y
1.9	GR / GT / GTX / SX / XS	80	XU 9.2C (D2F,D2H)		10/'90-12/'93	Q20PR-U	3007	D12	0,8	IK20	104	VK20Y
1.9	GR / GT / SX	80	XU 9.M (DDZ)	Cat	07/'88-12/'93	Q20PR-U	3007	D12	0,9	IK20	104	VK20Y
1.9	GTi / Si	72	XU 9.J1	Cat	'86-06/'87	T20EP-U	5031	D5	0,6	IT20	126	VT20
1.9	GTi / Si	72	XU 9.J1	Cat	07/'87-12/'92	Q20PR-U	3007	D12	0,8	IK20	104	VK20Y
1.9	GTi	88-90	XU9.JAZ (DKZ)	Cat	'88-12/'93	Q20PR-U	3007	D12	0,9	IK20	104	VK20Y
1.9	GTi 16V	108-116	XU 9.J4 / J4K / J4Z		'90-12/'93	K22PBR-S	5062	-	0,8	IK22	110	VK22
405												
1.4	GL / GR	44-51	TU 3 / A / TR		'87-06/'92	Q20P-U	3125	D17	0,8	IK20	104	VK20Y
1.4	GL / GR	55	TU 3.F2		'91->	Q20P-U	3125	D17	0,8	IK20	104	VK20Y
1.4	i GL	55	TU 3.(F)M / .Z (KDX)	Cat	07/'92->	Q20PR-U	3007	D12	0,8	IK20	104	VK20Y
1.6	GE / GL / SR	65-68	XU 5.2C		'87->	Q20PR-U	3007	D12	0,8	IK20	104	VK20Y
1.6	GE / GL	53-55	XU 5.1C / CP		'87-12/'92	Q20PR-U	3007	D12	0,8	IK20	104	VK20Y
1.6	GE / GL / Gli / Gri / SRI	65	XU 5.M / .ZZ / .3Z (BDZ)	Cat	'89->	Q20PR-U	3007	D12	0,8	IK20	104	VK20Y
1.6	GL / GLX / GR	66	XU 5.JP (BFZ)	Cat	'95->	K20TXR	5063	D20	0,9	IK20	104	VK20Y
1.8	GR / GL / GLX / SR / Style	74	XU 7.JP (LFZ)	Cat	08/'92-06/'95	Q20PR-U	3007	D12	0,8	IK20	104	VK20Y
1.8	GR / GL / GLX / SR / Style	74	XU 7.JP (LFZ)	Cat	07/'95->	K20TXR	5063	D20	0,9	IK20	104	VK20Y
1.9	GE / GL / GR / SR	70-81	XU 9.2C (D2D)		'87-12/'92	Q20P-U	3125	D17	0,8	IK20	104	VK20Y
1.9	GE / GL / GR / SR	79	XU 9.2CTR		'87-'92	Q20P-U	3125	D17	0,8	IK20	104	VK20Y
1.9	GE / Gri / GTX / Si	90-92	XU 9.J2		07/'87-'92	Q20P-U	3125	D17	0,8	IK20	104	VK20Y
1.9	SRI / STi	90-92	XU 9.J2		07/'87-'92	Q20P-U	3125	D17	0,8	IK20	104	VK20Y
1.9	GE / Gri / GTX / Si	82	XU 9.J2 (DFV)	Cat	07/'87-'92	Q20PR-U	3007	D12	0,8	IK20	104	VK20Y
1.9	SRI / STi	82	XU 9.J2 (DFV)	Cat	07/'87-'92	Q20PR-U	3007	D12	0,8	IK20	104	VK20Y
1.9	Gri / Gli / SRI	77-80	XU 9.J1 / JM (DFZ)	Cat	'87-12/'92	Q20PR-U	3007	D12	0,8	IK20	104	VK20Y
1.9	Gri / Gri 4x4 / SRI	88	XU 9.JAZ (DKZ,DFY)	Cat	'88-12/'92	Q20PR-U	3007	D12	0,8	IK20	104	VK20Y
1.9	SRI 4x4 / STi	88	XU 9.JAZ (DKZ,DFY)	Cat	'88-12/'92	Q20PR-U	3007	D12	0,8	IK20	104	VK20Y
1.9	Mi 16 16V	108-118	XU 9.J4 / Z (DFW)	W/W Cat	'87-06/'92	K22PBR-S	5062	-	1,0	IK22	110	VK22
2.0	Mi 16 16V	110-118	XU 10.J4 / .L / .Z (RFY)	Cat	'92-06/'95	K20PBR	5060	D105	0,8	IK20	104	VK20Y
2.0	Mi 16 16V	110-118	XU 10.J4 / .L / .Z (RFY)	Cat	07/'95->	K20TXR	5063	D20	0,9	IK20	104	VK20Y
2.0	Ti 16 16V / ..4x4	144-147	XU10.J4TE (RGZ) (Turbo)	Cat	'92->	K22PBR-S	5062	-	0,8	IK22	110	VK22
2.0	SRI / Gri / Gri 4x4 / SRX 4	88	XU 10.J2 (C) (RFX)	Cat	'92-06/'95	Q20PR-U	3007	D12	0,8	IK20	104	VK20Y
2.0	Signature / Exclusive	88	XU 10.J2 (C) (RFX)	Cat	'92-06/'95	Q20PR-U	3007	D12	0,8	IK20	104	VK20Y
2.0	SRI / Gri / Gri 4x4 / SRX 4	88	XU 10.J2 (C) (RFX)	Cat	07/'95->	K20TXR	5063	D20	0,9	IK20	104	VK20Y
2.0	Signature / Exclusive	88	XU 10.J2 (C) (RFX)	Cat	07/'95->	K20TXR	5063	D20	0,9	IK20	104	VK20Y
406												
1.6	SL	65	TU5JP (BFZ)		11/'95->	K20TXR	5063	D20	0,9	IK20	104	VK20Y
1.8	.. / SL / ST	65	XU7JP		11/'95->	K20TXR	5063	D20	0,9	IK20	104	VK20Y
1.8	16V .. / SL / ST	81	XU7JP(4) (LFY)		11/'95->	K20TXR	5063	D20	0,9	IK16	103	VK16
2.0	16V SV	97	XU10J4R (RFV)		11/'95->	K20TXR	5063	D20	0,9	IK20	104	VK20Y
2.0	16V	100	EW10J4 (RFR)	(26.5mm thread)	04/'99->	K16HPR-U11	6076	D166	0,9	IKH16	143	VKH16
2.0	Turbo	110	XU10.J2 TE / CTE (RGX)		'96->	K20TXR	5063	D20	0,9	IK20	104	VK20Y
2.2	16V	118	EW12J4 (3FZ)	(26.5mm thread)	10/'99->	K16HPR-U11	6076	D166	0,9	IKH16	143	VKH16
3.0	V-6 24V	140	ES 9 J4 (XFZ)	(19.0mm thread)	08/'96-'02	K20TXR	5063	D20	1,0	IK20	104	VK20
3.0	V-6 24V	150	ES 9 J4S (XFX)	(26.5mm thread)	12/'99->	IKH16	5343	I43	1,1	IKH16	143	VKH16
407												
1.8	i 16V	85	EW7J4		05/'04->	K16HPR-U11	6076	D166	0,9	IKH16	143	VKH16
2.0	i 16V	100	EW10J4		05/'04->	K16HPR-U11	6076	D166	0,9	IKH16	143	VKH16
2.2	i 16V	116	EW12J4		05/'04->	K16HPR-U11	6076	D166	0,9	IKH16	143	VKH16
3.0	i V-6 24V	155	ES9A		05/'04->	K16HPR-U11	6076	D166	0,9	IKH16	143	VKH16
504												
1.6	GR	45	XC 7		'79-'90	W20EP-U	3043	D4	0,8	IW20	106	VW20
1.8	GL / GR / L / SR / Pick-up	50-59	XM 7		'71->	W20EP-U	3043	D4	0,8	IW20	106	VW20
2.0	GL / GR / L / SR	68-71	XN 1		'73-'91	W20EP-U	3043	D4	0,8	IW20	106	VW20
2.0	Ti	74-78	XN 2		'75-'83	W20EP-U	3043	D4	0,8	IW20	106	VW20
2.7	Ti V-6	100-106	ZMJ		'77-'83	T20EP-U	5031	D5	0,8	IT20	126	VT20
505												
1.8	GL / GR / SR / SX	55-62	XM 7 / XM 7A		'79-'93	W20EP-U	3043	D4	0,8	IW20	106	VW20
2.0	GTi / STi / Ti	81-83	EJ / .K		'79-'89	T22EP-U	5040	-	0,8	IT22	127	
2.0	GR / SR / Break / Autom.	72	XN 1		'79-'93	W20EP-U	3043	D4	0,8	IW20	106	VW20
2.0	GL / GR / SL / SR / i	71	XN 6	Cat	'80-'90	W20EPR-U	3047	D2	0,8	IW20	106	VW20
2.0	Dangel / GL / GR / ST / SX	74	XN 1A		'85-'93	W20EP-U	3043	D4	0,8	IW20	106	VW20
2.2	Automatic / Break / GTi	85	ZDJK		'81-10/'84	T22EP-U	5040	-	0,6	IT22	127	
2.2	Automatic / Break / GTi	84-96	ZDJL	W/W Cat	'83-'93	T22EP-U	5040	-	0,6	IT22	127	
2.2	Turbo	123-132	N 9T / N9TE		'82-'90	W22EP-U	3085	D27	0,8	IW22	107	VW22
2.2	Turbo	104-116	N 9T / N9TE	Cat	'84-'90	W22EP-U	3085	D27	0,8	IW22	107	VW22
2.8	V-6 - / Automatic	122	ZN 3J		'86-'93	T22EP-U	5040	-	0,8	IT22	127	
2.8	V-6 - / Automatic	105	ZN 3J	Cat	'86-'93	T20EPR-U	5032	D7	0,8	IT20	126	VT20



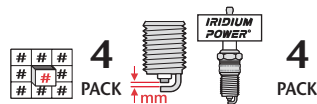
KW



PEUGEOT <i>continued</i>												
605												
2.0	SL / SR	79-84	XU 10.2C / ..K (R2A,R5A)		'89-'00	Q22PR-U	3010	D23	0,8	IK22	110	VK22
2.0	SLi	79	XU 10.M /..MZ (RDZ)	Cat	'89-'94	Q20PR-U	3007	D12	0,8	IK20	104	VK20Y
2.0	SLi / SRi / SVi	89	XU 10.J2Z /..L (RFZ)	Cat	'89-'00	Q20PR-U	3007	D12	0,8	IK20	104	VK20Y
2.0	SLi / SRi / SVi	94	XU 10.J2 /..K (R6A)		'89-'00	Q20PR-U	3007	D12	0,8	IK20	104	VK20Y
2.0	SRTi / SRVi / SVTi	104-107	XU 10.J2 TE (RGY)	Cat	'92-'00	K20TXR	5063	D20	0,9	IK20	104	VK20Y
2.0	16V SLi / SRi	97	XU10J4R (RFV)	Cat	07/'94-'00	K20TXR	5063	D20	0,9	IK20	104	VK20Y
3.0	V-6 SRi / SVi	125	ZP J (S6A,SFZ)	W/W Cat	'89-'00	K20PBR	5060	D105	0,8	IK20	104	VK20Y
3.0	V-6 SVi / SV24 24V	147	ZP J4 (SKZ)	Cat	'89-'00	K20PBR	5060	D105	0,8	IK20	104	VK20Y
3.0	V-6 24V	143	ES 9 J4		03/'97-'00	K20TXR	5063	D20	1,0	IK20	104	VK20
607												
2.0	i 16V	100	EW10J4 (RFR)	(26.5mm thread)	01/'00->	K16HPR-U11	6076	D166	0,9	IKH16	143	VKH16
2.2	i 16V	116	EW12J4 (3FZ)	(26.5mm thread)	01/'00->	K16HPR-U11	6076	D166	0,9	IKH16	143	VKH16
3.0	i V-6 24V	152	ES9J4S (XFX)	(26.5mm thread)	01/'00->	IKH16	5343	I43	1,1	IKH16	143	VKH16
806												
1.8	i	73	XU7JP..		'96->	K20TXR	5063	D20	0,9	IK20	104	VK20Y
2.0	i	89	XU 10.J2 C ../Z (RFU)		'94-03/'95	Q20PR-U	3007	D12	0,8	IK20	104	VK20Y
2.0	i	89	XU 10.J2 C ../Z (RFU)		04/'95->	K20TXR	5063	D20	0,9	IK20	104	VK20Y
2.0	i 16V	98	XU 10.J4R (RFV)		05/'98	K20TXR	5063	D20	0,9	IK20	104	VK20Y
2.0	i 16V	100	EW10J4 (RFN)	(26.5mm thread)	01/'00->	K16HPR-U11	6076	D166	0,9	IKH16	143	VKH16
2.0	i Turbo	108	XU 10.J2TE ../Z (RGX)		'94->	K20TXR	5063	D20	0,9	IK20	104	VK20Y
807												
2.0	i 16V	100	EW10J4 (RFN)	(26.5mm thread)	06/'02->	K16HPR-U11	6076	D166	0,9	IKH16	143	VKH16
2.0	i 16V	103	EW10A (RFJ)	(26.5mm thread)	09/'05->	K16HPR-U11	6076	D166	0,9	IKH16	143	VKH16
2.2	i 16V	116	EW12J4 (3FZ)	(26.5mm thread)	06/'02->	K16HPR-U11	6076	D166	0,9	IKH16	143	VKH16
3.0	i V-6 24V	150	ES9J4S (XFX)	(26.5mm thread)	06/'02->	K16HPR-U11	6076	D166	0,9	IKH16	143	VKH16
1007												
1.4	i	55	TU3 JP (KFV)		04/'05->	K20PR-U	3145	D22	0,9	IK20	104	VK20Y
1.4	i 16V	65	ET3 J4 (KFU)		10/'05->	XE20HR-U9	3427	D167	0,9	FXE20HR11	-	-
1.6	i 16V	80	TU5 JP4 (NFU)		04/'05->	K20HR-U11	3381	-	0,9	IKH20	144	VKH20
BOXER												
2.0		79	XU102C		'94-03/'95	Q20P-U	3125	D17	0,8	IK20	104	VK20Y
2.0		79	XU102C		04/'95->	K20TXR	5063	D20	0,9	IK20	104	VK20Y
2.0	i	80	XU10J2 /..U /..X3 (RFW)		'94-03/'95	Q20PR-U	3007	D12	0,8	IK20	104	VK20Y
2.0	i	80	XU10J2 /..U /..X3 (RFW)		04/'95->	K20TXR	5063	D20	0,9	IK20	104	VK20Y
EXPERT												
1.6	i	58	1580 SPI (220.A2)		'96->	Q22PR-U	3010	D23	0,8	IK22	110	VK22
1.8	i		XU7JP		09/'96->	K16HPR-U11	6076	D166	0,8	IKH16	143	VKH16
2.0	i 16V	100	EW10J4		09/'96->	K16HPR-U11	6076	D166	0,8	IKH16	143	VKH16
J 5												
1.8		49-51	XM 7 T (169)		'81-'94	W20EP-U	3043	D4	0,6	IW20	106	VW20
2.0	.. / 4x4	55-72	XN 1 T / XN 1 TA	W/W Cat	'81-'94	W20EP-U	3043	D4	0,6	IW20	106	VW20
J 9												
1.6		43	XC 7 P		'80-'94	W20EP-U	3043	D4	0,6	IW20	106	VW20
2.0		55	XN 1 P		'80-'94	W20EP-U	3043	D4	0,8	IW20	106	VW20
P 4												
1.0			XN 8		'86->	W20EP-U	3043	D4	0,8	IW20	106	VW20
PARTNER												
1.1	i	44	TU 1 M		06/'96->	K20TXR	5063	D20	1,0	IK20	104	VK20
1.4	i	55	TU 3 JP		06/'96->	K20TXR	5063	D20	1,0	IK20	104	VK20
1.6	i 16V	80	TU5 JP4 (NFU)		02/'01->	K20HR-U11	3381	-	0,9	IKH20	144	VKH20
1.8	i	66	TU 7 JP		06/'96->	K20TXR	5063	D20	0,9	IK20	104	VK20Y
U 10												
ALL					->'85	W20EP-U	3043	D4	0,8	IW20	106	VW20
PIAGGIO												
APE												
0.05	50 FL2 / P 50	1.0	50 CC		'84->	W22FS-U	4025	-	0,5	IWF22	179	
0.05	TM P 50	1.4	50 CC		'85->	W24FS-U	4038	-	0,5	IWF24	180	
0.12			125 CC			W27ES-U	4046	-	0,5	IW27	117	
0.2	P 2 / P3	7.0	200 CC		'72->	W24FS-U	4038	-	0,5	IWF24	180	
0.2	601 V / P 601 / P601 V	8.1	200 CC		'77->	W24FS-U	4038	-	0,5	IWF24	180	
0.2	P 601	6.9	200 CC		'78->	W22FS-U	4025	-	0,5	IWF22	179	
0.2	APE car / Ciao Porter / Trattore		200 CC		'78->	W24FS-U	4038	-	0,5	IWF24	180	
0.2	P 500 V / P 501 / P 602	6.6	200 CC		'78->	W24FS-U	4038	-	0,5	IWF24	180	
0.2	P 401	5.9	200 CC		'78-'81	W24FS-U	4038	-	0,5	IWF24	180	
0.2	703 TM / TM P 703	7.4	200 CC		'83->	W24FS-U	4038	-	0,5	IWF24	180	
0.4	POKER	15	400 CC		'90->	W22EPB	5066	-	0,8	IW22	107	VW22
MINI VAN												
1.0		33	Daihatsu		'92->	W16EPR-U	3021	D6	0,8	IW16	105	VW16
POBEDA												
ALL	All Models					L14-U	5000	-	0,8			



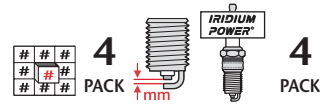
KW



POLMO												
125 P												
1.3	1300	40		'68-'80	W20EP-U	3043	D4	0,6	IW20	106	VW20	
1.5	1500	52		'68-'80	W20EP-U	3043	D4	0,6	IW20	106	VW20	
126 P												
0.6		17	(12,7 mm / 1/2")	'72-'81	W20FP-U	3068	D18	0,6	IWF20	178		
0.6		17	(19,0 mm / 3/4")	'72-'81	W22EP-U	3085	D27	0,6	IW22	107	VW22	
TARPAN												
1.5	F 237	55		'86->	W20FS-U	3073	-	0,6	IWF20	178		
PONTIAC (EUROPE)												
BONNEVILLE												
3.8	i V-6	122	V-6 < 3 > SFI	'86-'88	T16EPR-U	5022	-	0,9	IT16	125	VT16	
FIERO												
2.5	i		L-4 < R >	'84-'88	T20PR-U15	5037	-	1,5	ITF20	131		
2.8	i		V-6 < 9 >	'85-'88	T20PR-U11	5036	-	1,1	ITF20	131		
FIREBIRD												
3.1	i V-6	103	V-6 < T > MPI	'89-'92	T20PR-U11	5036	-	1,1	ITF20	131		
3.4	i V-6 .. / SE / TRANS AM	109	V-6 < S > SFI	'92-'96	T20PR-U15	5037	-	1,5	ITF20	131		
3.8	i V-6	144	V-6 < K > SFI	'94-'95	T16EPR-U15	5023	-	1,5	IT16	125	VT16	
3.8	i V-6	147	V-6 < K >	'95-'02	PT16EPR-L13	5070	P18	1,3	IT16	125	VT16	
5.0	i V-8 TRANS AM	160	V-8 < F > TPI	'86-'92	T16PR-U	5025	-	0,9	ITF16	130		
5.0	i V-8	127	V-8 < E > TBI	'87-'92	T16PR-U	5025	-	0,9	ITF16	130		
5.7	V-8		V-8 < R > 4 Bbl carb. (350 CID)	'78-'80	W9PR-U	6007	-	1,5				
5.7	i V-8 GTA	168	V-8 < 8 > TPI (350 CID)	'87-'91	T16PR-U	5025	-	0,9	ITF16	130		
5.7	i V-8 TRANS AM	195	V-8 < P > < G > MFI (350 CID)	'92-'03	PT16EPR-L13	5070	P18	1,3	IT16	125	VT16	
6.6	V-8		V-8 < Z > 4 Bbl carb. (400 CID)	'75-'79	T16PR-U15	5027	-	1,5	ITF16	130		
6.6	V-8		V-8 < K > 4 Bbl carb. (403 CID)	'77-'79	W9PR-U	6007	-	1,5				
GRAND AM												
2.0	L-4	123	L-4 < M > MPI	'86-'89	W22EPR-U	3088	D19	0,9	IW22	107	VW22	
2.3		90		'91->	Q16PR-U11	5016	-	1,1	IK16	103	VK16	
2.3	16V	119	DOHC	'91->	Q16PR-U11	5016	-	1,1	IK16	103	VK16	
2.3	16V GT	134	DOHC	'91->	Q16PR-U11	5016	-	1,1	IK16	103	VK16	
2.5	L-4	82	L-4 < U > TBI	'88-'91	T20PR-U15	5037	-	1,5	ITF20	131		
3.1	SE	114	SFI < M >	09/'93->	T16EPR-U15	5023	-	1,5	IT16	125	VT16	
3.3		119		'91->	T16EPR-U15	5023	-	1,5	IT16	125	VT16	
GRAND PRIX												
3.1	i V-6 Turbo	153	V-6 < V > MPI	'88-'90	T20EPR-U	5032	D7	0,9	IT20	126	VT20	
3.1	i V-6	104	V-6 < T > MPI	'88-'91	T16EPR-U	5022	-	0,9	IT16	125	VT16	
3.4	i V-6		V-6 < X >	'92->	T20EPR-U	5032	D7	0,9	IT20	126	VT20	
TRANS SPORT												
2.3	16V	108	DOHC	'92->	Q20PR-U	3007	D12	0,9	IK20	104	VK20Y	
3.1	LE / SE	93	V-6 < D >	'90-'97	T16PR-U15	5027	-	1,3	ITF16	130		
3.4	i V-6	138	V-6 < E > < M > MFI	'96-'04	PT16EPR-L13	5070	P18	1,3	IT16	125	VT16	
3.8	.. / SE / GT	129	V-6 < L > MPI	'89->	T16EPR-U15	5023	-	1,5	IT16	125	VT16	
PORSCHE												
356												
1.6	Carrera - / B / C / 1600 GT	692/3		'58-'63	W24ES-ZU	4032	-	0,6	IW24	116		
2.0	Carrera - / B / C / 2000 GS			'58-'63	W24ES-ZU	4032	-	0,6	IW24	116		
904												
2.0	Carrera GTS			'63-'64	W22EPR-ZU	3281	-	0,7	IW22	107	VW22	
911												
2.4	L / T			'64-'68	W24ES-ZU	4032	-	0,7	IW24	116		
2.4	T			09/'71-08/'73	W22EP-U	3085	D27	0,7	IW22	107	VW22	
2.7	Carrera 2.7 RS	154		09/'72-08/'75	W24ES-ZU	4032	-	0,6	IW27	117		
2.7	Carrera 2.7 RS	154	Fast driving	09/'72-08/'75	W27ES-ZU	4048	-	0,6	IW27	117		
2.7	S	110		09/'73-08/'75	IW24	5316	I16	0,7	IW24	116		
3.0	SC	132-150		07/'77-07/'83	W24ES-ZU	4032	-	0,7	IW24	116		
3.2	Carrera	170	930.20	08/'83-08/'89	W24ES-ZU	4032	-	0,7	IW24	116		
3.2	Carrera	170	930.26	(A, CH, S)	08/'84-07/'88	W24ES-ZU	4032	-	0,7	IW24	116	
3.2	Carrera	160	930.25		08/'86-08/'89	W20EPR-U	3047	D2	0,7	IW20	106	VW20
3.3	Turbo	221	930.60 - 930.66		10/'77-08/'89	W24ES-ZU	4032	-	0,6	IW24	116	
3.3	Turbo	221	930.60 - 930.66	Fast driving	10/'77-08/'89	W27ES-ZU	4048	-	0,6	IW27	117	
3.3 (964)	Turbo	235	30.69		12/'90-08/'92	W24ES-ZU	4032	-	0,6	IW24	116	
3.3 (964)	Turbo		930.69	USA	12/'90-08/'92	W20EVR-ZU	3309	-	0,6	IW20	106	VW20
3.4 (996)	Carrera / 4	221-235	M 96.01 / M96.04		06/'97->	K20PBR-S10	5061	D76	0,8	IK20	104	VK20
3.6 (964)	Carrera 2 / Carrera 4	184	64.02 / 64.01		12/'88-09/'93	K22PBR-S	5062	-	0,8	IK22	110	VK22
3.6 (964)	Carrera RS	191	64.03		08/'91-09/'93	K22PBR-S	5062	-	0,8	IK22	110	VK22
3.6 (993)	Carrera	200	M 64.05 / 06		08/'93-08/'97	K22PBR-S	5062	-	0,8	IK22	110	VK22
3.6 (993)	Carrera 4	210	M 64.21 / M 64.22		08/'95-08/'97	K22PBR-S	5062	-	0,8	IK22	110	VK22
3.6 (993)	Carrera Targa	210	M 64.21 / M 64.22		08/'95-08/'97	K22PBR-S	5062	-	0,8	IK22	110	VK22
3.6 (993)	Turbo	265	64.50		02/'93-08/'97	K22PBR-S	5062	-	0,8	IK22	110	VK22



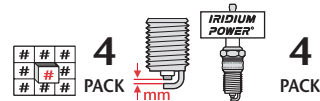
KW



PORSCHÉ continued												
3.6 (993)	Turbo	300	M 64.60		03/'95-08/'97	K20TNR-S9	3305	-	0,8	IK20	104	VK20
3.6 (993)	Turbo GT2	316	M 64.60 R		03/'95-08/'97	K20TNR-S9	3305	-	0,8	IK20	104	VK20
3.6 (996)	Carrera / 4 / 4S	235-254			09/'01->	K20PBR-S10	5061	D76	0,8	IK20	104	VK20
3.6 (996)	Turbo 4	309	M96.70		06/'00->	K22TNR-S	3197	-	0,8	IK22	110	VK22
3.6 (996)	GT2	340			04/'01->	K22TNR-S	3197	-	0,8	IK22	110	VK22
3.6 (996)	i 24V GT3	265	M96.76	Liquid cooled	03/'99->	K20TNR-S9	3305	-	0,8	IK20	104	VK20Y
3.6 (997)	Carrera / 4	239	M 96.05		07/'04->	K22PBR-S	5062	-	0,8	IK22	110	VK22
3.6 (997)	GT 3	305			03/'06->							
3.6 (997)	Turbo	353			03/'06->							
3.8 (993)	Carrera 4	210	M 64.05S / M 64.06S		08/'95-08/'97	K22PBR-S	5062	-	0,8	IK22	110	VK22
3.8 (993)	Carrera 4	221	64.20		08/'95-08/'97	K22PBR-S	5062	-	0,8	IK22	110	VK22
3.8 (993)	Carrera RS	221	64.20		08/'95-08/'97	K22PBR-S	5062	-	0,8	IK22	110	VK22
3.8 (993)	Carrera Targa	221	64.20		08/'95-08/'97	K22PBR-S	5062	-	0,8	IK22	110	VK22
3.8 (997)	Carrera / 4	261	M 97.01		07/'04->	K22PBR-S	5062	-	0,8	IK22	110	VK22
912												
1.6	Coupe / Targa	66	Flat 4		'65-'70	W22FP-U	4021	D74	0,6	IWF22	179	
1.6	Coupe / Targa	66	Flat 4	City driving	'65-'70	W20FP-U	3068	D18	0,8	IWF20	178	
914												
ALL				4 Cyl.	'69-'76	IW20	5306	I06	0,7	IW20	106	VW20
2.0		81	901.36 / 37	6 Cyl.	'69-'76	W22EP-U	3085	D27	0,7	IW22	107	VW22
924												
2.0		85		(USA, J)	'79-'80	W20EPR-ZU	3291	-	0,7	IW20	106	VW20
2.0		92	XK - XJ		01/'76-08/'85	W22EP-U	3085	D27	0,7	IW22	107	VW22
2.0	Turbo	125-130	M 31.01/ 03		02/'79-06/'83	W24ES-ZU	4032	-	0,6	IW24	116	
2.0	Carrera GT	154	M 31.50		07/'80-06/'81	W24ES-ZU	4032	-	0,6	IW24	116	
2.5	S	110-118	M44.07/08-M44.09/10		09/'85-07/'88	W20EPR-U	3047	D2	0,7	IW20	106	VW20
928												
4.5		170	M28.13 / M28.14	(CDN, J)	08/'79-06/'82	W16EXR-ZU	3231	-	0,7	IW16	105	VW16
4.5		177	M..		05/'77-07/'82	W16EP-U	3018	D8	0,7	IW16	105	VW16
4.7	S	221-228	M28.11/12-M28.21/22		09/'79-07/'86	W20EPR-U	3047	D2	0,7	IW20	106	VW20
5.0	GT	243	M28.47		01/'89-07/'91	W20EPR-U	3047	D2	0,7	IW20	106	VW20
5.0	CS / S4	235	M28.41/42		08/'86-07/'91	W20EPR-U	3047	D2	0,7	IW20	106	VW20
5.0	CS	235	M28.41		08/'87-07/'89	W20EPR-U	3047	D2	0,7	IW20	106	VW20
5.0	S	200-212	M28.43/44-M28.45/46		12/'84-07/'86	W20EPR-U	3047	D2	0,7	IW20	106	VW20
5.4	GTS	250-257	M28.49/50		08/'91->	W20EPBR-S	5067	D1	0,9	IW20	106	VW20
944												
2.5		120	M44.01/03		07/'81-12/'84	W20EPR-U	3047	D2	0,7	IW20	106	VW20
2.5		118-120	M44.05/06-M44.09/10		01/'85-07/'88	W20EPR-U	3047	D2	0,7	IW20	106	VW20
2.5	S	135-140	M44.40		08/'86-07/'88	W20EPR-U	3047	D2	0,7	IW20	106	VW20
2.5	Turbo	162-184	M44.50/51/52		08/'85-07/'91	W20EPR-U	3047	D2	0,7	IW20	106	VW20
2.7		121	M44.11/12		11/'88-08/'89	W20EPR-U	3047	D2	0,7	IW20	106	VW20
3.0	S2	155	M44.41		12/'88-07/'91	W22EPR-U	3088	D19	0,7	IW22	107	VW22
959												
2.8		330	959.50		05/'86-07/'88	X24ESR-ZU	4167	-	0,6	IX24	172	
968												
3.0	... / CS	176	M44.43/44		08/'91-11/'95	W20EPBR-S	5067	D1	0,8	IW20	106	VW20
3.0	... / CS Turbo S	224	M..		08/'91-11/'95	K20PR-U	3145	D22	0,8	IK20	104	VK20Y
BOXTER												
2.5 (986)	i 24V	150	M 96.20 (Liquid cooled)		'96->	K20TXR	5063	D20	0,8	IK20	104	VK20Y
2.7 (986)	i 24V	162-168	M96.22 (Liquid cooled)		08/'99->	K20PBR-S10	5061	D76	0,8	IK20	104	VK20
2.7	i 24V	176			11/'04->	K20PBR-S10	5061	D76	0,8	IK20	104	VK20Y
3.2 (986)	i 24V	185-196	M96.21 (Liquid cooled)		08/'99->	K20PBR-S10	5061	D76	0,8	IK20	104	VK20
3.2	S	206			11/'04->	K20PBR-S10	5061	D76	0,8	IK20	104	VK20Y
CARRERA GT (980)												
5.5	i V-10 40V	450		Liquid cooled	'03->	K24PR-ZU	3282	-	0,9	IK24	111	
CAYENNE (955)												
3.2	V-6	184	M 48.10		10/'03->	VXU22	5608	V08	0,9			VXU22
4.5	S	250	M 48.00		09/'02-	K20PBR-S10	5061	D76	0,8	IK16	103	VK16
4.5	Turbo	331	M 48.50		09/'02-	PK20PR-P8	3245	P27	0,8			VK20Y
CAYMAN												
2.7		180			07/'06->	K22PBR-S	5062	-	0,8	IK22	110	VK22
3.4		217			11/'05->	K22PBR-S	5062	-	0,8	IK22	110	VK22
PORTARO												
PAMPAS												
2.1	260 Turbo (4x4)	114	Volvo B 21 ET		'81->	W20EP-U	3043	D4	0,7	IW20	106	VW20
2.3	260 (4x4)	82	Volvo B 23 A		'80->	W20EP-U	3043	D4	0,7	IW20	106	VW20
PRAGA												
All Models			Ø 18mm thread			L14-U	5000	-	0,7			
All Models			Ø 14mm thread			W16FS-U	3034	-	0,7	IWF16	159	



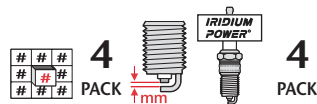
KW



PROTON											
ARENA / JUMBUK											
1.5 i12V (Pickup)	64	4 G 15 (OHC 12V)		'03->	W16EPR-U	3021	D6	0,9	IW16	I05	VW16
GEN-2											
1.6 i16V	82	S4PH4(DOHC 16V)		06/'04->	T20EPR-U	5032	D7	1,1	IT20	I26	VT20
IMPIAN / WAJA											
1.6 i16V	76	SOHC 16V		'01->	K20PR-U11	3121	D14	1,1	IK20	I04	VK20
PERSONA											
313 - 1.3 i12V	55	4 G 13	(GB)	'96->	W16EPR-U11	3201	D100	1,1	IW16	I05	VW16
316 - 1.5 i12V	66	4 G 15	Cat	'93->	W20EPR-U11	3049	D13	1,0	IW20	I06	VW20
316 - 1.6 i16V	83	4 G 92	Cat	'93->	K20PR-U11	3121	D14	1,1	IK20	I04	VK20
PROTON											
1.3 GL / GLS	50	4 G 13	(GB)	01/'89-'92	W20EPR-U	3047	D2	0,8	IW20	I06	VW20
1.5 GL / GLS / SE	55	4 G 15	(GB)	01/'89-'92	W20EPR-U	3047	D2	0,8	IW20	I06	VW20
SALOON Aeroback											
1.3	55	G 13 B		'89->	W20EPR-U	3047	D2	0,8	IW20	I06	VW20
1.5	66	G 15 B		'89->	W20EPR-U	3047	D2	0,8	IW20	I06	VW20
SATRIA											
1.3 i12V	55	4 G 13 (OHC 12V)		'96-'04	W16EPR-U	3021	D6	0,9	IW16	I05	VW16
1.5 i12V	64	4 G 15 (OHC 12V)		'96-'04	W16EPR-U	3021	D6	0,9	IW16	I05	VW16
1.8 i16V (Gti)	99	DOHC 16V		'96-'04	K20PR-U11	3121	D14	1,1	IK20	I04	VK20
TIARA											
1.1 i	44	HDZ (TU 1.M /+) (MA3.1)		'96-'04	K20PR-U	3145	D22	0,9	IK20	I04	VK20
WIRA											
1.3 i12V	55	4 G 13 (OHC 12V)		'96-'04	W16EPR-U	3021	D6	0,9	IW16	I05	VW16
1.5 i12V	64	4 G 15 (OHC 12V)		'96-'04	W16EPR-U	3021	D6	0,9	IW16	I05	VW16
1.6 i16V	70	SOHC 16V		'96-'04	K20PR-U11	3121	D14	1,1	IK20	I04	VK20
RELIANT											
KITTEN											
0.9 DL	30			10/'75-12/'83	W16EP-U	3018	D8	0,8	IW16	I05	VW16
REBEL / REGAL / RIALTO											
0.9	30			'74-'84	W16EP-U	3018	D8	0,8	IW16	I05	VW16
ROBIN											
0.9	30			'85->	W16EP-U	3018	D8	0,8	IW16	I05	VW16
RENAULT											
ALPINE											
1.5					W27ES-ZU	4048	-	0,6	IW27	I17	
2.5 V-6 GT / GTA Turbo	136-147	Z7U-702/730 Cat/734 Cat	W/W Cat	03/'85-12/'92	T22EP-U	5040	-	0,7	IT22	I27	
2.5 V-6 GT / GTA Turbo	136	Z7U-734	Cat	03/'85-12/'92	IT22	5327	I27	0,7	IT22	I27	
2.7 V-6 A 310	108-110	PRV 112 - 730 / 731		09/'76-06/'85	T20EP-U	5031	D5	0,7	IT20	I26	VT20
2.9 V-6 GT / GTA	116	Z6W- 700 / 702		03/'85-12/'92	T22EP-U	5040	-	0,7	IT22	I27	
3.0 V-6 A 310 Turbo	184	Z7X- 744	Cat	'91->	K22PB	5069	-	0,8	IK22	I10	VK22
AVANTIME											
2.0 i16V Turbo	100	F4R 760 / 761 / 769		'00->	K20PSR-B8	-	-	0,8	IK20	I04	VK20Y
3.0 iV-6 24V	140	L7X 720 / 721 / 722		'00->	VKH16	5617	V17	1,0	IKH16	I43	VKH16
CLIO											
1.0 (2)	31	C1C- 702		06/'90-'99	W20EPR-U	3047	D2	0,8	IW20	I06	VW20
1.0 (2) i	43	D7D - 760		03/'99->	K20TXR	5063	D20	0,9	IK20	I04	VK20
1.1 (1) i16V	50	D4D - 700		06/'01->	XE20HR-U9	3427	D167	0,9	FXE20HR11	-	-
1.2 (1) RN / RL Société	35-36	C1E- 700		06/'90-'99	W16EPR-U	3021	D6	0,8	IW16	I05	VW16
1.2 (1) RL	40	C3G- 720		06/'90-'99	W16EPR-U	3021	D6	0,8	IW16	I05	VW16
1.2 (1) RL / RN / RT / Société	44	E5F- 710 / 716	(Set gap)	06/'90-'99	Q16PR-U11	3137	-	0,9	IK16	I03	VK16
1.2 (1) RL / RN / RT / Société	44	E5F- 710 / 716		06/'90-'99	Q16PR-U	3137	-	0,9	IK16	I03	VK16
1.2 (1) i RL / RN / RT / Société	40	E7F- 706 / 750	Cat	06/'90-'99	Q16PR-U	3137	-	0,9	IK16	I03	VK16
1.2 (1) i RL / RN / RT / Société	43-44	E7F- 700 / 704 / 708	Cat	06/'90-'99	Q16PR-U	3137	-	0,9	IK16	I03	VK16
1.2 (2) i RC / RL / RN / RT	44	D7F- 730	Cat	'96-'99	Q16PR-U	3137	-	0,9	IK20	I04	VK20Y
1.2 (2) i	44	D7F- 710 / 720 / 722 / 726 / 746		03/'98->	K20TXR	5063	D20	0,9	IK20	I04	VK20Y
1.2 (2) i	44	D7F- Econ (Euro-3)		05/'00->	PK20PR-P8	3245	P27	0,9	IK20	I04	VK20Y
1.2 (3) i16V	55	D4F - 712 / 714		06/'00->	XE20HR-U9	3427	D167	0,9	FXE20HR11	-	-
1.2 (3) i16V	55	D4F 740		06/'05->	XE20HR-U9	3427	D167	0,9	FXE20HR11	-	-
1.4 (1) i16V	57	D4F 764		06/'05->	XE20HR-U9	3427	D167	0,9	FXE20HR11	-	-
1.4 (1) RN / RT / S / Baccara	59	E6j- 712 / 713 / 718 / 760		06/'90-'99	Q16PR-U	3137	-	0,9	IK20	I04	VK20Y
1.4 (1) i RN / RT / S / Baccara	55-59	E7j- 601 / 710 / 711 / 716	Cat	06/'90-'99	Q16PR-U	3137	-	0,9	IK20	I04	VK20Y
1.4 (1) i RN / RT / RTi / S / Baccara	55	E7j- 718 / 719 / 754	Cat	06/'90-'99	Q16PR-U	3137	-	0,9	IK20	I04	VK20Y
1.4 (2) RTi	55-57	E6j- 712 / 713 / 718 / 760		06/'90-'99	Q16PR-U	3137	-	0,8	IK20	I04	VK20Y
1.4 (2) i	55	E7j- 634 / 635 / 780 / 734 / 735		03/'99->	K20PR-U	3145	D22	0,9	IK20	I04	VK20Y
1.4 (3) i16V	70-72	K4j - 710 / 711 / 712 / 713		10/'99->	K20PR-U	3145	D22	0,9	IK20	I04	VK20Y
1.6 (2) i16V	72	K4j 780		06/'05->	Q20PR-U	3007	D12	0,9	IK20	I04	VK20Y
1.6 (2) i	66	K7M - 744 / 745		03/'98->	K20TXR	5063	D20	0,9	IK20	I04	VK20Y
1.6 (3) i16V	79-81	K4M - 744 / 745 / 748 / 720		06/'98->	K20PR-U	3145	D22	0,9	IK20	I04	VK20Y
1.6 (3) i16V	65	K4M 804		06/'05->	Q20PR-U	3007	D12	0,9	IK20	I04	VK20Y



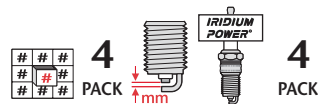
KW



RENAULT <i>continued</i>												
1.7 (1)	i 16V	82	K4M 800/801		06/'05->	Q20PR-U	3007	D12	0,9	IK20	104	VK20Y
1.8 (1)	RT / S / Baccara	66-68	F2N- 770	Carb	06/'90-'99	W22EPR-U	3088	D19	0,8	IW22	107	VW22
1.8 (1)	RT / S / Baccara	65-70	F3P- 710 / 714 / 755	Cat	06/'90-'99	W20EPR-U	3047	D2	0,8	IW20	106	VW20
1.8 (1)	i / RSi	79-81	F3P- 712 / 758 (MPI)	Cat	07/'92-'99	W20EPR-U	3047	D2	0,9	IW20	106	VW20
2.0 (1)	i 16S / 16V	99-103	F7P- 720 / F7P- 722 Cat	W/W Cat	03/'91-'99	K20PBR	5060	D105	0,9	IK20	104	VK20Y
2.0 (2)	i 16S / 16V Williams	108	F7R- 700	Cat	'93-'99	K20PBR	5060	D105	0,9	IK20	104	VK20Y
2.0 (2)	i 16V RS (172 HP)	126	F4R- 730		10/'99->	PK20PR11	3168	P28	1,0			VK20
3.0 (2)	i 16V Sport	132			01/'04->	PK20PR11	3141	P14	1,0			VK20
3.0	i V-6 24V Sport	170	L7X - 760	(26.5mm thread)	08/'00->	IKH20	5344	I44	1,0	IKH20	144	VKH20
ENCORE												
1.4	1400cc				'84-'86	W16EPR-U	3021	D6	0,6	IW16	105	VW16
1.7	1700cc				'86->	W20EPR-U	3047	D2	0,8	IW20	106	VW20
ESPACE												
2.0 (1)	2000 / GTS / TSE / Société	74-81	J6R -234 / 236 / 734	+ (A, CH)	07/'84-12/'90	T20EP-U	5031	D5	0,8	IT20	126	VT20
2.0 (1)	2000 / TXE / 4x4	86-88	J7R - 760		06/'87-12/'90	T22EP-U	5040	-	0,8	IT22	127	
2.0 (2)	Injection	76-81	J7R - 768	Cat	01/'91-'00	T20EP-U	5031	D5	0,9	IT20	126	VT20
2.0 (3)	i	84	F3R - 728 / 729 / 768 / 769		09/'96-'00	W16EPR-U	3021	D6	0,9	IW16	105	VW16
2.0 (3)	i 16V	103	F4R - 700		10/'98-'03	K20TXR	5063	D20	0,9	IK20	104	VK20Y
2.0 (4)	i	100	F4R - 700 / 701		05/'02->	K20PR-U	3145	D22	0,9	IK20	104	VK20Y
2.0 (4)	i t 16V Turbo	120	F4R - V794 / V795 (Turbo)		05/'02->	K20PSR-B8	-	-	0,8	IK20	104	VK20Y
2.2 (1)	GTS / TSE / GTX / 2000	79-81	J7T - 770	Cat	07/'86-12/'90	T22EP-U	5040	-	0,8	IT22	127	
2.2 (1)	TXE / Quadra	79-81	J7T - 770	Cat	01/'88-12/'92	T22EP-U	5040	-	0,8	IT22	127	
2.2 (2)	i RN / RT / RXE / Cyclade / 4x4 / ...	79-81	J7T - 772 / 773	Cat	01/'91-'00	T22EP-U	5040	-	0,8	IT22	127	
2.2 (2)	RT / RXE / ...	79-81	J7T - 776		05/'93-'00	T20EP-U	5031	D5	0,9	IT20	126	VT20
2.8 (2)	V-6 RT / RTi / RXE / 4x4	110-113	Z7W - 712 / 713 / 716	Cat	01/'91-'00	T22EP-U	5040	-	0,8	IT22	127	
2.9 (3)	i V-6	113	Z7W - 717	(Taper seat)	04/'94-'99	T20EPR-U	5032	D7	0,8	IT20	126	VT20
3.0 (3)	i V-6	123	Z7X - 775		09/'96-'03	K20TXR	5063	D20	0,9	IK20	104	VK20Y
3.0 (3)	i V-6 24V	140	L7X - 720		10/'98-'03	PK20PR11	3168	P28	1,0	SK20PR-L9	57	VK20
3.5 (4)	i V-6 24V	177	V4Y 711 (Nissan VQ35DE) (V-6)	(50.k km)	05/'02->	IKH16	5343	I43	1,1	IKH16	143	VKH16
Express/Extra/Rapid												
1.0	Break / Tole	27-30	C1C 706		03/'86-08/'91	W16EPR-U	3021	D6	0,8	IW16	105	VW16
1.1	- / Break	34-36	C1E 762 / 764 / 792		03/'86-08/'91	W16EPR-U	3021	D6	0,8	IW16	105	VW16
1.1	Break / Tole / GTC	34	C1E - 750 / 754		03/'86-08/'91	W16EPR-U	3021	D6	0,8	IW16	105	VW16
1.1	Break / Tole / GTC	34	C1E 752	(CH, D)	03/'86-06/'89	W16EPR-U	3021	D6	0,8	IW16	105	VW16
1.1	Break / Tole / GTC	33	C1E 756	(D, NL)	06/'87-08/'91	W16EPR-U	3021	D6	0,8	IW16	105	VW16
1.1	Break / Tole	34	C1E 760		08/'90-08/'91	W16EPR-U	3021	D6	0,8	IW16	105	VW16
1.2	Break / Tole	40	C1G 726 / 730		09/'91->	W16EPR-U	3021	D6	0,8	IW16	105	VW16
1.2	i	40	C3G 700 / 710	Cat	09/'91->	W16EPR-U	3021	D6	0,8	IW16	105	VW16
1.4	Break / Tole / GTL	44	C1J - 715 / 768 / 780		03/'86->	W16EPR-U	3021	D6	0,8	IW16	105	VW16
1.4	Break / Tole / GTL	44	C2J 782 / 784	(D, B, NL)	06/'87->	W16EPR-U	3021	D6	0,8	IW16	105	VW16
1.4	Break / Tole / GTL	44	C3J 700 / 702 / 760 / 762	Cat	03/'86->	W16EPR-U	3021	D6	0,8	IW16	105	VW16
1.4	Break / Tole	43-59	E6j - 712 / 734 / 738		03/'86->	Q20PR-U	3007	D12	0,9	IK20	104	VK20Y
1.4	Break	43-59	E7j- 710/720/724/728/773	Cat	03/'86->	Q16PR-U	3137	-	0,9	IK20	104	VK20Y
F4 / F6												
0.8	(R2109 / R2392)	22	839 (782cc)		01/'71-12/'88	W20FP-U	3068	D18	0,6	IWF20	178	
0.8		21	B1B- 707		10/'82->	W16FP-U	4019	-	0,6	IWF16	159	
0.9	(R2106 / R2391)	25	800 (845cc)		01/'71-12/'88	W20FP-U	3068	D18	0,6	IWF20	178	
1.1	(R2370)	25	688 (1108cc / Zenith 28 IF carb.)		10/'76-06/'86	W20FP-U	3068	D18	0,6	IWF20	178	
1.1		25	C1E- 719		10/'83->	W16FS-U	3034	-	0,6	IWF16	159	
FUEGO												
1.4	TL / GTL	47	847 - 720		03/'80-10/'85	W20EP-U	3043	D4	0,6	IW20	106	VW20
1.6	TS / GTS / GTL	53-71	A2M-723 / A6M- 725/726/...		03/'80-10/'85	W20EP-U	3043	D4	0,6	IW20	106	VW20
1.6	Turbo	80-97	A5L- 750 / A7L- 723/752		02/'82-10/'85	W24ES-ZU	4032	-	0,6	IW24	116	
2.0	GTX / TX	81-80	829 710 / J6R - ...		10/'80-10/'85	T20EPR-U	5032	D7	0,6	IT22	127	
KANGOO												
1.2	i	44	D7F- 700/701/710/720		09/'97->	K16TNR-S9	3329	-	0,9	IK16	103	VK16
1.2	i Euro 2000	44	D7F - 726		10/'97->	K20PR-U	3145	D22	0,9	IK20	104	VK20
1.2	i 16V	55	D4F - 712 / 714 / 716		07/'00->	XE20HR-U9	3427	D167	0,9	FXE20HR11	-	
1.4	i	55	EZj - 634/635/780 K7j - 700/701		09/'97->	K20TXR	5063	D20	1,0	IK20	104	VK20
1.6	i	66	K7M 746		09/'99	K20PR-U	3145	D22	1,0	IK20	104	VK20
1.6	i 16V	70	K4M - 752/750/753		10/'01->	K20PR-U	3145	D22	0,9	IK20	104	VK20
LAGUNA												
1.6 (56)	i 16V	79	K4M - 720 / 724		11/'97-03/'01	K20PR-U	3145	D22	0,9	IK20	104	VK20
1.6 (74)	i 16V	79	K4M D 710 / E711		11/'00->	K20PR-U	3145	D22	0,9	IK20	104	VK20Y
1.8 (56)	i	66-70	F3P- 678/720/724		01/'94->	W20EPR-U	3047	D2	0,9	IW20	106	VW20
1.8 (56)	i 16V	88	F4P - 760 / 761		04/'98->	K20TXR	5063	D20	0,9	IK20	104	VK20Y
1.8 (74)	i 16V	89	F4P - C770 / K771 / 773		11/'00->	K20PR-U	3145	D22	0,9	IK20	104	VK20Y
2.0 (56)	i	85	F3R- 720/722/723/728/729		01/'94->	W20EPR-U	3047	D2	0,9	IW20	106	VW20
2.0 (56)	i	83	F3R- 750/768/769		03/'99->	W20EPR-U	3047	D2	0,9	IW20	106	VW20
2.0 (56)	i 16V	103	N7Q- 700 / 704 / 705		08/'94->	K20PBR	5060	D105	1,0	IK20	104	VK20
2.0 (56)	i 16V	103	F4R - 780		09/'99->	K20TXR	5063	D20	0,9	IK20	104	VK20Y
2.0 (56)	i 16V IDE	103	F5R - 782	Direct injection	03/'98-11/'00	K16HPR-U11	6076	D166	0,9	IKH16	143	VKH16



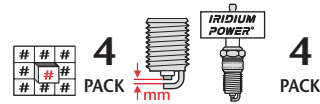
KW



RENAULT <i>continued</i>												
2.0 (74)	i 16V	103	F4R - 780		09/'99->	K20PR-U	3145	D22	0,9	IK20	104	VK20Y
2.0 (74)	i 16V IDE	103	F5R - 700 / 701	Direct injection	11/'00->	K16HPR-U11	6076	D166	0,9	IKH16	143	VKH16
2.0 (74)	i 16V Turbo	103	F4R 764 / 765		11/'00->	PK20PR-P8	3245	P27	0,8			VK20Y
3.0 (56)	i V-6	125	Z7W - 760/765 / Z7X(G) - 760/765		01/'94->	K20PBR	5060	D105	1,0	IK20	104	VK20
3.0 (56)	i V-6 24V	140	L7X(W)- 700 / 701	60.000 km	03/'97->	K20TXR	5063	D20	1,0	IK20	104	VK20
3.0 (56)	i V-6 24V	140	L7X(W)- 700 / 701	120.000 km	03/'97->	PK20PR11	3168	P28	1,0			VK20
3.0 (74)	i V-6 24V	152	L7X - 731 (Long thread)	(26.5mm thread)	03/'01->	IKH16	5343	I43	1,1	IKH16	143	VKH16
MASTER												
2.0	T 28-35	57-59	J5R- 718 / 829 731		10/'80->	W20EPR-U	3047	D2	0,8	IW20	106	VW20
2.0	P 28-35	58-59	J5R- 718 / 719		10/'82->	W20EPR-U	3047	D2	0,8	IW20	106	VW20
2.0	P 28-35	58-59	J5R- 718 / 829 730 / 731		10/'82->	W20EPR-U	3047	D2	0,8	IW20	106	VW20
2.2	T 28-35	58-67	J7T- 782	Cat	09/'80->	T20EPR-U	5032	D7	0,8	IT20	126	VT20
2.2			J7T- 788	Cat	'95->	T20EPR-U	5032	D7	0,8	IT20	126	VT20
MEGANE												
1.4 (1)	i Eco	51	E7J .(T) 624		11/'95-'03	Q16PR-U	3137	-	0,9	IK20	104	VK20Y
1.4 (1)	i	55	E7J 764		11/'95-03/'99	Q16PR-U	3137	-	0,9	IK20	104	VK20Y
1.4 (1)	i 16V	70-72	K4J - 714 / 750		09/'99-'03	K20PR-U	3145	D22	0,9	IK20	104	VK20Y
1.4 (2)	i 16V	72	K4J - 730		11/'02->	K20PR-U	3145	D22	0,9	IK20	104	VK20Y
1.6 (1)	i	55	K7M .. (720)		11/'95-09/'99	Q16PR-U	3137	-	0,9	IK20	104	VK20Y
1.6 (1)	i .. / Auto	66	K7M - 702 / 703		11/'95-09/'99	Q16PR-U	3137	-	0,9	IK20	104	VK20Y
1.6 (1)	i 16V	79-85	K4M - 700 / 701 / 704 / 708 / 709		09/'99-'03	K20PR-U	3145	D22	0,9	IK20	104	VK20Y
1.6 (2)	i 16V	83	K4M - 760		11/'02->	K20PR-U	3145	D22	0,9	IK20	104	VK20Y
1.8 (1)	i 16V	85	F4P - 720 / 722		01/'01-'03	K20PR-U	3145	D22	0,9	IK20	104	VK20Y
2.0 (1)	i	83-85	F3R - 750 / 751		11/'95-'03	W20EP-U	3043	D4	0,9	IW20	106	VW20
2.0 (1)	i 16V	110	F7R - 710 / 714		11/'95-'03	K20PBR	5060	D105	0,9	IK20	104	VK20Y
2.0 (1)	i 16V IDE	103	F5R - 740	Direct injection	11/'00->	K16HPR-U11	6076	D166	0,9	IKH16	143	VKH16
2.0 (2)	i 16V	99	F4R - 770		11/'02->	K20PR-U	3145	D22	0,9	IK20	104	VK20Y
MEGANE SCENIC												
1.4	i	55	E7J 764		'96-09/'99	Q16PR-U	3137	-	0,9	IK20	104	VK20Y
1.4	i 16V	70-72	K4J - 714 / 750		09/'99-'03	K20PR-U	3145	D22	0,9	IK20	104	VK20Y
1.6	i	66	K7M- 702 / 703		'96-09/'99	Q16PR-U	3137	-	0,9	IK20	104	VK20Y
1.6	i	66	K7M- 702 (Gas)	(GPL / LPG)	'96-'02	K20TXR	5063	D20	0,9	IK20	104	VK20Y
1.6	i 16V	79-81	K4M - 700 / 701 / 708 / 709		09/'99-'03	K20PR-U	3145	D22	0,9	IK20	104	VK20Y
1.8	i 16V	85	F4P - 720 / 722		01/'01-'03	K20PR-U	3145	D22	0,9	IK20	104	VK20Y
2.0	i	84	F3R- 750 / 751		'96-09/'99	W20EPR-U	3047	D2	0,8	IW20	106	VW20
2.0	i 16V	103	F4R - 740 / 741 / 744		09/'99-'03	K20PR-U	3145	D22	0,9	IK20	104	VK20Y
2.0	i 16V IDE	103	F5R - 740	Direct injection	11/'00->	K16HPR-U11	6076	D166	0,9	IKH16	143	VKH16
MODUS												
1.2	i 16V	55	D4F - 712		12/'04->	XE20HR-U9	3427	D167	0,9	FXE20HR11	-	-
1.2	i 16V	48	D4F		05/'05->	XE20HR-U9	3427	D167	0,9	FXE20HR11	-	-
1.4	i 16V	72	K4M		12/'04->	K20PR-U	3145	D22	0,9	IK20	104	VK20Y
1.6	i 16V	82	K4J		12/'04->	K20PR-U	3145	D22	0,9	IK20	104	VK20Y
R 4												
0.8		20-25	839 - 06 (782cc) / ..		10/'76-'89	W20FP-U	3068	D18	0,8	IWF20	178	
0.9	L/TL/Safari	20-25	800 - 01 / 800 - 05		10/'76-10/'82	W20FP-U	3068	D18	0,8	IWF20	178	
0.9		22	B1B- 707 / 800 - 705		10/'82-'94	W16FP-U	4019	-	0,6	IWF16	159	
1.0		25-30	C1C- 708 (956cc)		10/'86-'94	W16FP-U	4019	-	0,6	IWF16	159	
1.1	(R2430)		688 - 711			W20FP-U	3068	D18	0,6	IWF20	178	
1.1	L/TL/GTL/Clan/Safari	25	C1E- 714 / 688 712		10/'78-'94	W16FP-U	4019	-	0,6	IWF16	159	
1.1	GTL	25	C1E- 719		10/'84-'94	W16FS-U	3034	-	0,6	IWF16	159	
1.1	GTL (R1128)	25	688 (1108cc)		10/'84-06/'90	W16FP-U	4019	-	0,6	IWF16	159	
R 5												
0.8	TS	25	839 701 (B 1 A)		01/'72-'85	W20FP-U	3068	D18	0,6	IWF20	178	
0.9	Base	26-27	800 710 (B 1 B)		10/'72-09/'84	W20FP-U	3068	D18	0,6	IWF20	178	
1.0	TL	32	689 (A)710 (C 1 C)		10/'79-03/'85	W20FP-U	3068	D18	0,6	IWF20	178	
1.0	TL			(E)		W16FS-U	3034	-	0,6	IWF16	159	
1.1	GTL / TL (R1227, 1397)	33-35	688 - (7) 13		->'84	W16FS-U	3034	-	0,6	IWF16	159	
1.1	GTL	33		(E)		W20FP-U	3068	D18	0,6	IWF20	178	
1.1	TL	32-35		(E)		W16FP-U	4019	-	0,6	IWF16	159	
1.3	TS (R1224, 1394)	47	810-25		04/'74-09/'84	W20FP-U	3068	D18	0,6	IWF20	178	
1.3	TL / GTL / LS / ... (R1225, R1226)	31-46	810 - 726 / ..24 / 810-26		04/'74-09/'84	W16FP-U	4019	-	0,6	IWF16	159	
1.3	Automatic (R1225)	40	810 - 729 / 810-29	12.7mm thread	06/'79-09/'84	W16FP-U	4019	-	0,6	IWF16	159	
1.3	GTL / Automatic	33-40	810-729 / 810-19	19.0mm thread	'79-09/'84	W20EPR-U	3047	D2	0,8	IW20	106	VW20
1.4	TS / TX	46	847 - 725 / 712, C2J- 713		'82-'85	W20EP-U	3043	D4	0,8	IW20	106	VW20
1.4	GTL Auto	49	C1E / C2J- 788		'85-'86	W20EPR-U	3047	D2	0,8	IW20	106	VW20
1.4	TR / GTR / TSE	49	C1E / C2J- 788		'85-'86	W20EPR-U	3047	D2	0,8	IW20	106	VW20
1.4	GTL	55	C3J- 700	Cat	'85-'86	W16EPR-U	3021	D6	0,8	IW16	105	VW16
1.4	Le Car	43-46	847-725 / 729	(USA, CDN)	'79-'84	W16EPR-U	3021	D6	0,6	IW16	105	VW16
1.4	Alpine / A5 / Gordini (R1223)	68	840 - 725		->'86	T20EPR-U	5032	D7	0,8	IT20	126	VT20
1.4	Copa	68		(E)		T22EP-U	5040	-	0,8	IT22	127	
1.4	Alpine Turbo (122B)	79	840-726		'81-'85	IT27	5329	I29	0,7	IT27	129	
1.4	Alpine Turbo / Turbo 2	79-118	840-726 / -730 / C7J / ..		->'85	IT27	5329	I29	0,7	IT27	129	



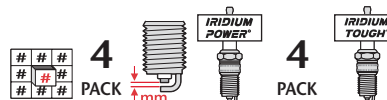
KW



RENAULT <i>continued</i>											
1.4	Alpine Turbo / Turbo 2	79-118	840-726 / -730 / C7] / ..	City driving	-> '85	IT24	5328	I28	0,7	IT24	I28
1.4	GT Turbo	77-88	C1]- 782 / -784		'80-'85	W24ES-ZU	4032	-	0,6	IW24	I16
1.7	GTX / GTE	64-69	F2N- 700 / -702	W/W Cat	'85-'86	W22EPR-U	3088	D19	0,8	IW22	I07 VW22
1.7	GTX	69	F3N- 716	Cat	'85-'86	W20EPR-U	3047	D2	0,8	IW20	I06 VW20
R 9 / R 11											
1.1	C/ GL/ GTC/TC/TCE	36	C1E- 715 / 720 (688)		'82-03/'91	W20EPR-U	3047	D2	0,8	IW20	I06 VW20
1.2	TL / TLE / GTL / TC / GTC / ..	41	C1G- 700 / 710	+ (E)	'82-03/'91	W20EPR-U	3047	D2	0,8	IW20	I06 VW20
1.4	GTL	44	C1]- 715 / 792 / 796		'82-08/'89	W20EPR-U	3047	D2	0,8	IW20	I06 VW20
1.4	TL / GTL / TSE	53	C3]- 756	Cat	06/'87-03/'91	W16EPR-U	3021	D6	0,8	IW16	I05 VW16
1.4	TL / TLE / TSE / GTS / GTL /	44-53	C2]-717/ 718/ 720/ 730/ 766/ 767		09/'81-08/'89	W20EPR-U	3047	D2	0,8	IW20	I06 VW20
1.4	TL / TLE / TSE / GTS / GTL /	44-53	C2]-768/ 792 / 794 / 796 / 797		09/'81-08/'89	W20EPR-U	3047	D2	0,8	IW20	I06 VW20
1.4	Turbo	77-85	C1]- 760 / 764 / 770 / 782		'84-03/'91	W24ES-ZU	4032	-	0,6	IW24	I16
1.4		52	C2]- 756 / 757	(CH)	09/'81-10/'84	W20EPR-U	3047	D2	0,8	IW20	I06 VW20
1.7	i GTE / TXE	70	F3N- 708 / 722 (2 Way Cat)	Cat	10/'86-03/'91	W22EP-U	3085	D27	0,8	IW22	I07 VW22
1.7	i TX / TXE / GTX	55	F3N- 718 (2 Way Cat)	Cat	06/'86-08/'89	W20EPR-U	3047	D2	0,8	IW20	I06 VW20
1.7	TX	55	F2N- 712 / 730		10/'86-03/'91	W22EP-U	3085	D27	0,8	IW22	I07 VW22
1.7	TX / TXE / GTX	59-66	F2N- (A) 700 / 704		'84-08/'89	W22EP-U	3085	D27	0,8	IW22	I07 VW22
1.7	TX / TXE / GTX	59-66	F2N-708/710/732/742/796/797/798		09/'84-03/'91	W22EP-U	3085	D27	0,8	IW22	I07 VW22
1.7	TXE / ..	64	F2N- 732 / 742 (2 Way Cat)	Cat	06/'87-03/'91	W22EP-U	3085	D27	0,8	IW22	I07 VW22
R 12											
1.3		36-44	810 - 02/05	Carb	'71-'90	W20EPR-U	3047	D2	0,8	IW20	I06 VW20
1.4		46	C1]- 791	Carb	'71-'90	W20EPR-U	3047	D2	0,8	IW20	I06 VW20
R 19											
1.2		40	C1G- 730		09/'88-'96	W16EP-U	3018	D8	0,9	IW16	I05 VW16
1.2	i	46	E7F- 730	Cat	'93-'96	Q16P-U11	3254	D96	0,9	IK16	I03 VK16
1.4		43-44	C1]- 742 / C2]- 772 / 776 / 782		09/'88-'96	W16EP-U	3018	D8	0,8	IW16	I05 VW16
1.4		59	E6]- 700 / 701 / 706 / 721	W/W Cat	09/'88-'96	Q20P-U	3125	D17	0,9	IK20	I04 VK20Y
1.4	i	43	C3]- 710 / 760	Cat	09/'88-'96	W16EPR-U	3021	D6	0,8	IW16	I05 VW16
1.4	i	55-59	E7]-700 / 702 / 706 / 707 / 745	Cat	'91-'96	Q20P-U	3125	D17	0,9	IK16	I03 VK16
1.4	i	55-59	E7]-700 / 742 / 745	Cat	'91-'96	Q20P-U	3125	D17	0,9	IK16	I03 VK16
1.7		65-68	F2N- 720 / 721 / 722	W/W Cat	10/'88-'96	W22EP-U	3085	D27	0,8	IW22	I07 VW22
1.7		55-70	F2N- 724	W/W Cat	09/'88-'96	W22EP-U	3085	D27	0,8	IW22	I07 VW22
1.7		55	F2N- 712 / 728	W/W Cat	10/'88-'96	W22EP-U	3085	D27	0,8	IW22	I07 VW22
1.7		68	F2N- 726 / 727 / 742		09/'88-'96	W22EP-U	3085	D27	0,8	IW22	I07 VW22
1.7	i	54	F3N- 740 / 741 (SPI)	Cat	09/'88-'96	W20EPR-U	3047	D2	0,8	IW20	I06 VW20
1.7	i	66	F3N- 742 / 743 (MPI)	Cat	06/'91-'96	W22EPR-U	3088	D19	0,8	IW22	I07 VW22
1.7	i	79	F3N- 746 (MPI)		'91-'96	W22EPR-U	3088	D19	0,8	IW22	I07 VW22
1.8	i	66-79	F3P- 682 / 707 / 765 / ..	Cat	'91-'96	W20EPR-U	3047	D2	0,8	IW20	I06 VW20
1.8	i	70	F3P-700/ 704/ 705/ 706/ 708/ 760	Cat	'92-'96	W20EPR-U	3047	D2	0,8	IW20	I06 VW20
1.8	16S / 16V	99-101	F7P- 700 / 704 (MPI)	W/W Cat	'89-'96	K20PBR	5060	D105	0,7	IK22	I10 VK22
R 21											
1.4	TL / GTL / RS	44-51	C2]- .. / C2L-..		06/'88-'95	W20EPR-U	3047	D2	0,8	IW20	I06 VW20
1.7	TL / GTL / TS / TSE / GTS / Nevada	66	F2N- C710	(E,D,A,CH)	'86-'95	W22EP-U	3085	D27	0,8	IW22	I07 VW22
1.7	TS / TSE / GTS / RS / ..	64-68	F2N-710 / 711 / 742 / 752 / 754		'86-'95	W22EP-U	3085	D27	0,8	IW22	I07 VW22
1.7	TL / GTL / Nevada / ..	51-56	F2N-712 / 716 / 720 / 758		'86-'89	W22EP-U	3085	D27	0,8	IW22	I07 VW22
1.7	TL / GTL / TS / GTS / RS	51-68	F2N- 750 / 752 2 Way Cat	(D, NL)	'86-'95	W22EP-U	3085	D27	0,8	IW22	I07 VW22
1.7	i TS / GTS / TL / GTL	54	F3N- 718 / 726 / 740	Cat	'86-'94	W20EPR-U	3047	D2	0,8	IW20	I06 VW20
1.7	i RN / RT / TL / TS / TSE / GTS	70	F3N- 722 / 723	Cat	'87-'95	W22EP-U	3085	D27	0,8	IW22	I07 VW22
2.0	RX / TX / TXE / GTS / GTX	66	F2R- 702		03/'86-'95	W22EP-U	3085	D27	0,8	IW22	I07 VW22
2.0	RX / TXE / GTX / GTS	75	J6R- 758 / 759 / 792 / 793		03/'86-'95	T22EP-U	5040	-	0,8	IT22	I27
2.0	i RX / TX / TXE / GTX / Ti / 4x4 / ..	85-89	J7R- 750 / 751		10/'86-'95	T22EP-U	5040	-	0,8	IT22	I27
2.0	i TXE / GTX	75	J7R- 746 / 747	Cat	05/'90-'95	T20EP-U	5031	D5	0,8	IT20	I26 VT20
2.0	i 12V 4x4 / TXi / RTi	99-103	J7R- 740 / 754	W/W Cat	05/'90-'95	K20PBR	5060	D105	0,7	IK20	I04 VK20Y
2.0	i Turbo + 4x4 (L485)	119-129	J7R- 752		04/'87-05/'92	T22EP-U	5040	-	0,6	IT22	I27
2.0	i Turbo + 4x4 (L48L)	119	J7R- 756	Cat	06/'92-'95	T22EP-U	5040	-	0,8	IT22	I27
2.2	TXE / GTX	85	J6T- 790 / 791		03/'86-'95	T20EP-U	5031	D5	0,6	IT20	I26 VT20
2.2	i RT /RX /TX /GTX /4x4 /Nev.	81	J7T- 754	Cat	07/'86-'95	T22EP-U	5040	-	0,8	IT22	I27
2.2	i RT /RX /TX /GTX /4x4 /Nev.	85	J7T- 755	Cat	07/'86-08/'89	T22EP-U	5040	-	0,8	IT22	I27
2.2	i Nevada / ..	79-81	J7T- 756	Cat	'93-'95	T20EP-U	5031	D5	0,9	IT20	I26 VT20
R 25											
2.0	TS / GTS	76	J6R- 706 / 707 / 760 / 762 / 763		01/'84-12/'92	T20EP-U	5031	D5	0,8	IT20	I26 VT20
2.0	TX / TXE / GTX	85-89	J7R- 722 / 723 / 750		'86-'92	T22EP-U	5040	-	0,8	IT22	I27
2.0	i 12V Ti / TXi	100-103	J7R- (A) 720 / 721 / 726	W/W Cat	10/'88-12/'92	K20PBR	5060	D105	0,7	IK22	I10 VK22
2.2	(.. / i) TX / GTX	81-91	J7T- 706 / 707 / 714 / 715 / 730 / 731	W/W Cat	'83-'92	T22EP-U	5040	-	0,8	IT22	I27
2.2	i TX / TXE / GTX	79	J7T- 732 / 733	Cat	'87-'92	T22EP-U	5040	-	0,8	IT22	I27
2.2	i TX / GTX	79	J7T- 708		'87-'92	T20EPR-U	5032	D7	0,8	IT20	I26 VT20
2.5	(.. / i) Turbo V-6	134	Z7U- 702 / 704		'86-'92	T22EP-U	5040	-	0,8	IT22	I27
2.5	i Turbo V-6	151-154	Z7U- 700	Cat	'89-'92	T22EP-U	5040	-	0,8	IT22	I27
2.7	V-6	106	Z7V- 708 / 709 / 711		'84-'92	T20EPR-U	5032	D7	0,8	IT20	I26 VT20
2.9	i V-6	110	Z7W- 702	Cat	10/'86-'91	T22EP-U	5040	-	0,8	IT22	I27
2.9	i V-6	115	Z7W- 700 / 701 / 709		05/'88-'92	T22EP-U	5040	-	0,8	IT22	I27
2.9	i V-6	110	Z7W- 706 / 707	Cat	'86-'92	T22EP-U	5040	-	0,8	IT22	I27



KW

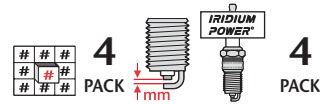


Application tables

RENAULT <i>continued</i>												
R 30												
2.7 TS	87			(D)	->82	T20EP-U	5031	D5	0,6	IT20	I26	VT20
2.7 TS	87-94	144- 700 / 701 / 702 / 703		+ (S)	'75-'83	T20EPR-U	5032	D7	0,7	IT20	I26	VT20
2.7 TX	105	140- 704 / 705 / 706 / 707		+ (S)	'80-'83	T20EPR-U	5032	D7	0,6	IT20	I26	VT20
RODEO												
1.1 5	25	688- 712			'81-'87	W20FP-U	3068	D18	0,6	IWF20	I78	
1.3 6	33	810			'80-'81	W16FP-U	4019	-	0,6	IWF16	I59	
SAFRANE												
2.0 i RN / RT / Si / Vi	77	J7R- 732 / 733 (MPi)			05/'92-'97	T20EPR-U	5032	D7	0,9	IT20	I26	VT20
2.0 i 12V RN / RT / RXE / Si / Vi	97	J7R- 734 / 735 (MPi)			05/'92-'97	K20PBR	5060	D105	0,8	IK20	I04	VK20Y
2.0 i 16V	100	N7Q- 710 / 711			07/'96-'00	K20TXR	5063	D20	0,9	IK20	I04	VK20Y
2.2 i RN	79-81	J7T- 762 / 763			05/'92-'97	T20EPR-U	5032	D7	0,9	IT20	I26	VT20
2.2 i 12V RN / RT / RXE / Si / Vi	103	J7T- 760 / 761 (MPi)			05/'92-'97	K20PBR	5060	D105	0,8	IK20	I04	VK20Y
2.5 i 20V RXE / RXT	123	N7U - 700 / 701			07/'96-'03	K20PR-U	3145	D22	0,8	IK20	I04	VK20Y
3.0 i V-6 RT / RXE / Quadra / Baccara	125	Z7X- 721 / 722 / 723 (MPi)			05/'92-'97	K20PBR	5060	D105	0,8	IK20	I04	VK20Y
3.0 i V-6 RT / RXE / Quadra / Baccara	123	Z7X- 753 (MPi)			'95-'97	K20PBR	5060	D105	0,8	IK20	I04	VK20Y
3.0 i V-6 Biturbo / Baccara ...	198	Z7X- 726			'94-'97	K22PBR-S	5062	-	0,9	IK22	I10	VK22
3.0 i V-6	123	Z7X - 775			07/'96-'03	K20TXR	5063	D20	0,9	IK20	I04	VK20Y
3.0 i V-6 24V	140	L7X (E)- 731			11/'00-'03	PK20PR11	3168	P28	1,0	SK20PR-L9	S7	VK20
SCENIC												
1.4 i 16V	70-72	K4J - 714 / 750			09/'99->	K20PR-U	3145	D22	0,9	IK20	I04	VK20Y
1.6 i 16V	79-81	K4M - 700 / 701 / 708 / 709			09/'99->	K20PR-U	3145	D22	0,9	IK20	I04	VK20Y
1.6 i 16V	81	K4M - 700 / 708 (Gas)		(GPL / LPG)	09/'99->	K20TXR	5063	D20	0,9	IK20	I04	VK20Y
1.8 i 16V	85	F4P - 720 / 722			01/'01->	K20PR-U	3145	D22	0,9	IK20	I04	VK20Y
2.0 i 16V	103	F4R - 740 / 741 / 744			09/'99->	K20TXR	5063	D20	0,9	IK20	I04	VK20Y
2.0 i 16V IDE	103	F5R - 740		Direct injection	11/'00->	K16HPR-U11	6076	D166	0,9	IKH16	I43	VKH16
SG												
2.6 SG2 / SG4	52	817			06/'80-09/'86	W20FP-U	3068	D18	0,6	IWF20	I78	
SPORT SPIDER												
2.0 i 16V		F7R- 710			12/'95->	K20PBR	5060	D105	0,9	IK20	I04	VK20Y
SUPER 5												
1.0 C / SC / TC / Campus / Five	31	C1C- 700 / -B706			10/'84-'89	W20EPR-U	3047	D2	0,8	IW20	I06	VW20
1.1 L / GL / TL / GTL	33-35	C1E- 750 / 752 / 754		W/W Cat	10/'84-'89	W20EPR-U	3047	D2	0,8	IW20	I06	VW20
1.1 C / SL / Campus / Five	33-35	C1E- 750 / 752 / 754		W/W Cat	10/'84-'89	W20EPR-U	3047	D2	0,8	IW20	I06	VW20
1.1 TL / SL / Campus / Five	33-35	C1E- 756 / -760			06/'87-'95	W16EPR-U	3021	D6	0,8	IW16	I05	VW16
1.2 TL / TR / GTR	40-44	C1G- 702 / 720 / 722		+ (E)	10/'86-'95	W20EPR-U	3047	D2	0,8	IW20	I06	VW20
1.4 GTL / TR / Prima	43	C1J- 715 / 768 / 780			10/'84-'89	W20EPR-U	3047	D2	0,8	IW20	I06	VW20
1.4 TS / TSE / GTS / GTX / Baccara	49-52	C2J- 700 / 780 / 788 / 798			'85-'95	W20EPR-U	3047	D2	0,8	IW20	I06	VW20
1.4 TS / TX	46	C2J- 713			'92-03/'95	W20EPR-U	3047	D2	0,8	IW20	I06	VW20
1.4 TC / TR / GTR / GTX / GTS	44-49	C2J- 782 / 784 / 789		(D, B, NL)	'88-'91	W20EPR-U	3047	D2	0,8	IW20	I06	VW20
1.4 Baccara / Autom. / Extra / Express	44-49	C2J- 782 / 784 / 789		(D, B, NL)	'88-'91	W20EPR-U	3047	D2	0,8	IW20	I06	VW20
1.4 TS / GTS / GTL / GTX	44-52	C2J- 717/718/766/767/781			10/'84-'95	W20EPR-U	3047	D2	0,8	IW20	I06	VW20
1.4 Baccara / Auto.	44-52	C2J- 717/718/766/767/781			10/'84-'95	W20EPR-U	3047	D2	0,8	IW20	I06	VW20
1.4 i L / TL / SL / TS / Campus	44	C3J- 700 / 702 / 760		Cat	10/'84-'97	W16EPR-U	3021	D6	0,8	IW16	I05	VW16
1.4 GT / Turbo / Copa	77-88	C1J- 788 / 782 / 784			10/'84-08/'90	W24ES-ZU	4032	-	0,6	IW24	I16	
1.7 GTX / Baccara	52	F2N			'85-'95	W22EPR-U	3088	D19	0,8	IW22	I07	VW22
1.7 GTX / Baccara	64-66	F2N- 710/740 / F2N 742 Cat		W/W Cat	06/'87-'95	W22EP-U	3085	D27	0,8	IW22	I07	VW22
1.7 i TX / TXE / GTX / GTE	70	F3N- 702 / 722		Cat	06/'86-'95	W22EP-U	3085	D27	0,8	IW22	I07	VW22
1.7 i TX / TXE / GTX	55	F3N- 716 / 717 / 718		Cat	10/'86-'95	W20EPR-U	3047	D2	0,8	IW20	I06	VW20
THALIA												
1.4 i	55				08/'00->	Q20PR-U	3007	D12	0,9	IK20	I04	VK20Y
1.4 i 16V	72				08/'00->	Q20PR-U	3007	D12	0,9	IK20	I04	VK20Y
TRAFIC												
1.4 800K	36	C1J- 700			09/'80->	W20EPR-U	3047	D2	0,8	IW20	I06	VW20
1.4	36	847 700 / 701			09/'80-02/'89	W20EPR-U	3047	D2	0,8	IW20	I06	VW20
1.6	46	841 705			09/'80-02/'89	W16EP-U	3018	D8	0,6	IW16	I05	VW16
1.6 ... / 4x4	48-49	A1M- 707 / 708			09/'80-02/'89	W20EPR-U	3047	D2	0,8	IW20	I06	VW20
1.7 1000K / 1200K / 1300K	50-58	F1N- 720 / 722 / 724			10/'84->	W22EP-U	3085	D27	0,8	IW22	I07	VW22
2.0 1000K/1200K/1300K/1600K/T/V	59	J5R- 716			09/'80->	W20EPR-U	3047	D2	0,8	IW20	I06	VW20
2.0 1400K / P	59	J5R- 726			09/'80->	W20EPR-U	3047	D2	0,8	IW20	I06	VW20
2.0	58-59	J5R- 722			09/'80-02/'89	W20EPR-U	3047	D2	0,8	IW20	I06	VW20
2.2 i T / V	69-71	J7T- 780		Cat	03/'89->	T20EP-U	5031	D5	0,8	IT20	I26	VT20
2.2 i T / V	74	J7T- 600		Cat	'95->	T20EP-U	5031	D5	0,8	IT20	I26	VT20
TWINGO												
1.0 i 16V	44	D7D 740			01/'00->	K20TXR	5063	D20	0,9	IK20	I04	VK20
1.0 i 16V	50	D4D - 712			'01->	XE20HR-U9	3427	D167	0,9	FXE20HR11	-	
1.2 i	40	C3G- 700 / 702 / 704			04/'93-07/'98	W16EP-U	3018	D8	0,9	IW16	I05	VW16
1.2 i	44	D7F- 700 / 701 / 702 / 706			06/'96->	K16TNR-S9	3329	-	0,9	IK16	I03	VK16
1.2 i 16V	55	D4F 702 / 704			01/'01->	XE20HR-U9	3427	D167	0,9	FXE20HR11	-	
1.2 i 16V	44	D4F 708			08/'04->	K16PR-ZU11	3161	Z23	0,9	IK16	I03	VK16
VEL SATIS (BJO..)												
2.0 i 16V Turbo	120	F4R - 762 / 763 (Turbo)			02/'02->	PK20PR-P8	3245	P27	0,8	IK20	I04	VK20Y



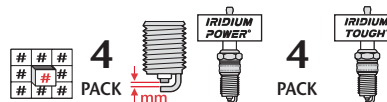
KW



RENAULT <i>continued</i>												
3.5	i V-6 24V	177	V4Y 701 (Nissan VQ35DE) (V-6)	(50.k km)	02/'02->	IKH16	5343	I43	1,1	IKH16	I43	VKH16
ROLLS-ROYCE												
CORNICHE												
6.8			V-8		'71-'85	W16EPR-U	3021	D6	0,8	IW16	I05	VW16
6.8	i	176	V-8		'85-'89	W16EXR-ZU	3231	-	1,0	IW16	I05	VW16
6.8	i	158	V-8	Cat	'85-'89	W16EXR-ZU	3231	-	1,0	IW16	I05	VW16
6.8	i	158	V-8	Cat	01/'89-03/'93	IW16	5305	I05	1,0	IW16	I05	VW16
FLYING SPUR												
6.8	i		V-8 Turbo		'94-'95	IW16	5305	I05	1,0	IW16	I05	VW16
PARK WARD												
6.8	i	221	V-8 L.P. Turbo	Cat	'95-'98	K16PR-ZU11	3161	-	0,9	IK16	I03	VK16
PHANTOM												
6.75	i V-12 48V	338			05/'03->	K20TXR	5063	D20	0,9	IK20	I04	VK20Y
PHANTOM SIX (VI)												
6.2			V-8		'68-'78	W16EP-U	3018	D8	0,8	IW16	I05	VW16
6.8		194	V-8		10/'78->	W16EPR-U	3021	D6	0,8	IW16	I05	VW16
6.8	i		V-8		01/'88->	W16EPR-U	3021	D6	0,8	IW16	I05	VW16
SILVER CLOUD / WRAITH												
6.2			V-8 (Compr. Ratio 6.6:1)			W16ES-U	3025	-	0,6	IW16	I05	VW16
6.2			V-8 (Compr. Ratio 8:1)			W20ES-U	3051	-	0,6	IW20	I06	VW20
6.8	(II / III)		V-8		07/'78-11/'80	W16EPR-U	3021	D6	0,8	IW16	I05	VW16
SILVER DAWN												
6.8	i	179	V-8	Cat	10/'97->	W14EPR-U	6011	-	0,9	IW16	I05	VW16
SILVER SERAPH 5.4												
5.4	i V-12 24V	240	BMW M73 B54	Cat	03/'98->	KJ14CR-L11	3167	-	0,9			
SILVER SHADOW												
6.8			V-8		07/'78-11/'80	W16EPR-U	3021	D6	0,8	IW16	I05	VW16
SILVER SPIRIT												
6.8			V-8		10/'80-10/'89	W16EPR-U	3021	D6	0,8	IW16	I05	VW16
6.8	i	158	V-8	Cat	10/'89-06/'93	IW16	5305	I05	1,0	IW16	I05	VW16
6.8	i	179	V-8	Cat	06/'93->	IK16	5303	I03	1,0	IK16	I03	VK16
SILVER SPUR												
6.8	i		V-8		->'89	W16EXR-ZU	3231	-	1,0	IW16	I05	VW16
6.8	i	158	V-8	Cat	10/'89-06/'93	IW16	5305	I05	1,0	IW16	I05	VW16
6.8	i	179	V-8	Cat	06/'93->	IK16	5303	I03	1,0	IK16	I03	VK16
6.8	i		V-8	Cat	08/'95->	K16PR-ZU11	3161	-	0,9	IK16	I03	VK16
6.8	i	221	V-8 L.P. Turbo	Cat	10/'97->	K16PR-ZU11	3161	-	0,9	IK16	I03	VK16
TOURING LIMOUSINE												
6.8	i	158	V-8	Cat	'91-'02	IW16	5305	I05	1,0	IW16	I05	VW16
ROVER												
25 (RF)												
1.2	i 16V	55	11 K4F		01/'04->	PK20PR-P8	3245	P27	0,8			VK20Y
1.4	i 16V	62-76	DOHC - K16		10/'99->	PK20PR11	3168	P28	1,0	IK20	I04	VK20
1.6	i 16V	80	DOHC - K16		10/'99->	PK20PR11	3168	P28	1,0	IK20	I04	VK20
1.8	i 16V	85-107	DOHC - K16		10/'99->	PK20PR11	3168	P28	1,0	IK20	I04	VK20
45 (RT)												
1.4	i 16V	76	DOHC - K16		10/'99->	PK20PR11	3168	P28	1,0	IK20	I04	VK20
1.6	i 16V	80	DOHC - K16		10/'99->	PK20PR11	3168	P28	1,0	IK20	I04	VK20
1.8	i 16V	86	DOHC - K16		10/'99->	PK20PR11	3168	P28	1,0	IK20	I04	VK20
2.0	i V-6 24V	110	DOHC - K-V6		10/'99->	PK20PR11	3168	P28	1,0	IK20	I04	VK20
75 (RJ)												
1.8	i 16V	88	DOHC - K16		02/'99->	PK20PR11	3168	P28	1,0	IK20	I04	VK20
1.8	i 16V Turbo	110	DOHC - K16		05/'03->	PK20PR11	3168	P28	1,0	IK20	I04	VK20
2.0	i V-6 24V	110	DOHC - K-V6		02/'99->	PK20PR11	3168	P28	1,0	IK20	I04	VK20
2.5	i V-6 24V	129-130	DOHC - K-V6		02/'99->	PK20PR11	3168	P28	1,0	IK20	I04	VK20
3500												
3.5	V-8				'68-'71	W20FP-U	3068	D18	0,7	IWF20	I78	
3.5	V-8				'72-'76	W20FP-U	3068	D18	0,6	IWF20	I78	
2000 / SD-1												
2.0		71-75			10/'82-12/'86	T20EP-U	5031	D5	0,6	IT20	I26	VT20
2300 / SD-1												
2.3		88-92			06/'76-10/'86	T16EPR-U	5022	-	0,6	IT16	I25	VT16
2600 / SD-1												
2.6		93-102	12C / 13C		06/'76-10/'86	T16EPR-U	5022	-	0,6	IT16	I25	VT16
3500 / SD-1												
3.5	V-8	115-116			06/'76-10/'86	W16EP-U	3018	D8	0,8	IW16	I05	VW16
3.5	V-8	113		(CH)	10/'82-10/'86	W16EPR-U	3021	D6	0,7	IW16	I05	VW16
3.5	V-8				10/'82-12/'86	W20EP-U	3043	D4	0,9	IW20	I06	VW20
3.5	V-8 i Vitesse Injection	139			10/'82-12/'86	W20EP-U	3043	D4	0,9	IW20	I06	VW20



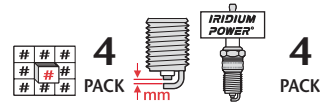
KW



ROVER <i>continued</i>												
100												
1.1	111 / 111i / 111 i Cabrio	44	K-series		05/'90->	K20PR-U	3145	D22	0,8	IK20	104	VK20Y
1.4	114 / i 16V / GTi 16V	66-76	K-series		05/'90->	K20PR-U	3145	D22	0,8	IK20	104	VK20Y
200												
1.1	211 i	44	K-series			K20PR-U	3145	D22	0,8	IK20	104	VK20
1.3	213	54	EV / EV2		03/'84-09/'89	W20EPR-U11	3049	D13	1,0	IW20	106	VW20
1.4	214 / i / i16V / Si 16V	55-76	14K2A, 14K2F, K16 (DOHC)		10/'89-'99	K20PR-U	3145	D22	0,8	IK20	104	VK20Y
1.6	216 S-series	63	S		03/'85-09/'89	Q20PR-U	3007	D12	0,9	IQ20	102	VQ20
1.6	216 S-series	75	16H (EFI)		03/'85-09/'89	Q20PR-U11	3008	D11	1,0	IQ20	102	VQ20
1.6	216 i 16V Cabrio	90	DOHC		05/'92-'00	Q20PR-U11	3008	D11	1,1	IQ20	102	VQ20
1.6	216 i 16V	90-96	DOHC		09/'90-'00	Q20PR-U11	3008	D11	1,1	IQ20	102	VQ20
1.6	216 i 16V	82-85	D16A (Honda-PMG)		10/'89-'96	Q20PR-U11	3008	D11	1,1	IQ20	102	VQ20
1.6	216 i 16V	82	K-series		02/'96-'00	K20PR-U	3145	D22	0,8	IK20	104	VK20Y
1.8	218 i 16V	106	K-series VVC		'96-'98	PK20PR-P8	3245	P27	0,9			VK20Y
1.8	218 i 16V	106	K-series VVC		'98-'00	PK20PR11	3168	P28	1,0	IK20	104	VK20
2.0	220 GTi	100	T 16		01/'93-'00	K20PR-U	3145	D22	0,8	IK20	104	VK20Y
2.0	220 i Turbo	147	T 16		01/'93-'00	K20PR-U	3145	D22	0,8	IK20	104	VK20Y
2.0	220 GTi 16V	103	20 M 4 (DOHC-T 16.4)		09/'91-'00	K20PR-U	3145	D22	0,8	IK20	104	VK20Y
400												
1.4	GSi	70	K 16		04/'90-03/'00	Q20PR-U	3007	D12	0,9	IQ20	102	VQ20
1.4	GSi 16V	76	DOHC-K 16		01/'93-04/'95	Q20PR-U	3007	D12	0,9	IQ20	102	VQ20
1.4	Si / SLi	76	K-series		04/'95-03/'00	K20PR-U	3145	D22	0,9	IK20	104	VK20Y
1.6	GSi 16V	82-85	D16A9 (DOHC) (Honda)		04/'90-03/'00	Q20PR-U11	3008	D11	1,1	IQ20	102	VQ20
1.6	GTi 16V	90-96	DOHC		04/'90-03/'00	Q20PR-U11	3008	D11	1,1	IQ20	102	VQ20
1.6	GSi	83	K-series		04/'95-03/'00	K20PR-U	3145	D22	0,9	IK20	104	VK20Y
1.8	i 16V	85	K-series		04/'95-03/'00	K20PR-U	3145	D22	0,9	IK20	104	VK20Y
2.0	Turbo	147	T 16		01/'93-03/'00	K20PR-U	3145	D22	0,8	IK20	104	VK20Y
2.0	GTi 16V	103	DOHC - M16 4V		02/'92-03/'00	K20PR-U	3145	D22	0,9	IK20	104	VK20Y
600												
1.8	i / Si	85	F 18 A3		'96-'01	KJ20CR-L11	3169	D106	1,1	IK20	104	VK20
2.0	Ti / Turbo	147			'94-'01	K20PR-U	3145	D22	0,9	IK20	104	VK20Y
2.0	i / Si	85-96	F 20 Z1 / F 20 Z2		08/'93-03/'96	KJ20CR-L11	3169	D106	1,1	IK20	104	VK20
2.3	Si	116	H 23 A2		08/'93-03/'00	KJ20CR-L11	3169	D106	1,1	IK20	104	VK20
800												
2.0	820	74	20HDM8 (SOHC, Carb.)		'88-'90	W20EPR-U	3047	D2	0,8	IW20	106	VW20
2.0	820 i / SE	88	M 16 E		10/'86-'92	K20PR-U	3145	D22	0,8	IK20	104	VK20Y
2.0	820 i / Si	98-103	M 16 i	Cat	10/'86-'92	K20PR-U	3145	D22	0,8	IK20	104	VK20Y
2.0	820 i 16V Turbo	132	M16 Engine (Turbo)		'91-'92	K20PR-U	3145	D22	0,8	IK20	104	VK20Y
2.0	820 i 16V	100-103	T 16		01/'92-'01	K20PR-U	3145	D22	0,8	IK20	104	VK20Y
2.0	820 i 16V Turbo	145	T16 Engine (Turbo)		01/'92-'01	K20PR-U	3145	D22	0,8	IK20	104	VK20Y
2.5	825 / i V-6 / Sterling	110-125	V-6 C 25 A	W/O Cat	10/'86-12/'91	Q20PR-U11	3008	D11	1,1	IQ20	102	VQ20
2.5	825 i V-6 Si	129	V-6 2.5 K4F		01/'96-'01	Q20PR-U11	3008	D11	1,1	IQ20	102	VQ20
2.7	827 / i V-6 24V (Si / Sterling)	124-130	V-6 C 27 A	W/O Cat	02/'88-12/'91	Q20PR-U11	3008	D11	1,1	IQ20	102	VQ20
2.7	827 i V-6 24V (Si / Sterling)	124-130	V-6 C 27 A	Cat	01/'92-'01	Q20PR-U11	3008	D11	1,1	IQ20	102	VQ20
CITY ROVER												
1.4	i 16V	62			01/'04->	Q20PR-U	3007	D12	0,9	IK20	104	VK20
MAESTRO												
1.3	A Plus	49-51			09/'88-'92	W20EP-U	3043	D4	0,9	IW20	106	VW20
1.6	R' Single carb	59			03/'83-10/'84	W20EP-U	3043	D4	0,9	IW20	106	VW20
1.6	R' Twin carb	59			03/'83-10/'84	W22EP-U	3085	D27	0,9	IW22	107	VW22
1.6	'S'	63			10/'84-'92	Q20P-U	3125	D17	0,8	IK20	104	VK20Y
2.0	.. / i	83			10/'84-'92	W20EPR-U	3047	D2	0,8	IW20	106	VW20
METRO												
1.0		31-34	A-series	W/W Cat	'89-'90	W20EPR-U	3047	D2	0,8	IW16	105	VW20
1.1		44	K-series		05/'90->	K20PR-U	3145	D22	0,8	IK20	104	VK20Y
1.3		46	A-series	W/O Cat	'89-'90	W20EPR-U	3047	D2	0,8	IW20	106	VW20
1.3	MG Turbo	69	A-series		'82-'90	W22EPR-U	3088	D19	0,9	IW22	107	VW22
1.3	MG Turbo		O-series		05/'90->	W20EPR-U	3047	D2	0,8	IW20	106	VW20
1.4	.. / i 16V / GTi	55-76	K-series		05/'90->	K20PR-U	3145	D22	0,8	IK20	104	VK20Y
MONTEGO												
1.3		49-51	A-series		04/'84-'89	W20EPR-U	3047	D2	0,8	IW20	106	VW20
1.6	(Estate)	61	S-series		09/'88->	Q20PR-U	3007	D12	0,8	IK20	104	VK20Y
2.0	+ MGI Estate	83-86	O-series EFI		'84-'89	W22EPR-U	3088	D19	0,8	IW22	107	VW22
2.0	MG	110	O-series Turbo		'85->	W22EPR-U	3088	D19	0,8	IW22	107	VW22
2.0	i (Estate)	83			09/'88->	W20EPR-U	3047	D2	0,8	IW20	106	VW20
2.0		77	O-series		09/'88->	W20EPR-U11	3049	D13	1,0	IW20	106	VW20
STREETWISE												
1.4	i 16V	62	14 K4M		08/'03->	PK20PR-L11	3142	P15	1,1			VK20
1.4	i 16V	76	14 K4F		08/'03->	PK20PR-L11	3142	P15	1,1			VK20
1.6	i 16V	81			01/'04->	PK20PR-L11	3142	P15	1,1			VK20
1.8	i 16V	87			01/'04->	PK20PR-L11	3142	P15	1,1			VK20



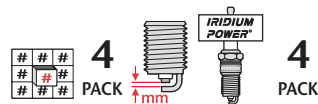
KW



SAAB												
90												
2.0	74	B 201 (C)	(DK,N,S,SF)	08/'84-08/'87	W20EP-U	3043	D4	0,7	IW20	106	VW20	
2.0	74	B 201 (C)		08/'84-08/'87	W22EP-U	3085	D27	0,7	IW22	107	VW22	
95 / 96												
1.5	V-4 Ford HC	68	Long reach 19.0mm (Blue cam cover)	09/'70-01/'80	W20EP-U	3043	D4	0,6	IW20	106	VW20	
1.5	V-4 Ford HC	68	Short reach 12.7mm	09/'70-01/'80	W20FP-U	3068	D18	0,6	IWF20	178		
99												
2.0		74	B 20	09/'75-08/'81	W20EP-U	3043	D4	0,7	IW20	106	VW20	
2.0	EMS	87	BI 20	01/'76-08/'81	W20EP-U	3043	D4	0,7	IW20	106	VW20	
2.0	GL	74	B 20 C	09/'81-12/'84	W20EP-U	3043	D4	0,7	IW20	106	VW20	
2.0		63	F 201 C	(DK,N,S,SF)	09/'82-12/'84	W20EP-U	3043	D4	0,7	IW20	106	VW20
2.0		63	F 201 C		09/'82-12/'84	W20EP-U	3043	D4	0,7	IW20	106	VW20
2.0	Turbo	100-107	BSI 20	10/'77-08/'80	W22EP-U	3085	D27	0,7	IW22	107	VW22	
600												
1.5		63	Lancia 600	'80-'85	W20EPR-U	3047	D2	0,6	IW20	106	VW20	
900												
2.0 (1)		74-81	B 20 / B20T / BT20	09/'78-08/'83	W20EP-U	3043	D4	0,7	IW20	106	VW20	
2.0 (1)		73	B 201 (SOHC) (C..)	Single carb.	'81-'90	W20EP-U	3043	D4	0,7	IW20	106	VW20
2.0 (1)		79	B 201 (SOHC) (T..)	Double carb.	'81-'90	W20EP-U	3043	D4	0,7	IW20	106	VW20
2.0 (1)	i	87	B 201 (SOHC) (I..)	Injection	'81-'90	W20EP-U	3043	D4	0,7	IW20	106	VW20
2.0 (1)	i 16V	92-94	B 202 (DOHC)		->'88	Q20P-U	3125	D17	0,7	IQ20	102	VK20Y
2.0 (1)	i 16V	92-94	B 202 (DOHC)	W/W Cat.	->'88	Q20P-U	3125	D17	0,7	IQ20	102	VK20Y
2.0 (1)	i 16V	96	B 202 (DOHC)		'89-'93	Q16PR-ZU11	3156	-	0,7	IQ16	101	VQ16
2.0 (1)	i Turbo	107	B 201 M82 (SOHC) (S..)		'79-'82	W20EP-U	3043	D4	0,6	IW20	106	VW20
2.0 (1)	i Turbo	107	B 201 M82-84 APC (SOHC) (SA..) APC		'82-'84	W22EP-U	3085	D27	0,6	IW22	107	VW22
2.0 (1)	i Turbo	110	B 201 M85-86 (SOHC)		'85-09/'93	W22EPR-ZU	3281	-	0,6	IW22	107	VW22
2.0 (1)	i 16V Turbo	129	B 202 M84 (SL..)		'84-'85	Q22P-U	3255	-	0,6	IQ22	113	VQ22
2.0 (1)	i 16V Turbo	129	B 202 M85-86 (SL..)		'85-09/'93	Q22PR-ZU	3158	-	0,6	IQ22	113	VQ22
2.0 (1)	i 16V Turbo	107	B 202 Light pressure Turbo (Cat.) Cat		09/'90-09/'93	Q22PR-ZU	3158	-	0,6	IQ22	113	VQ22
2.0 (2)	i	96	B 204 i (Motronic)		08/'94-02/'98	Q16PR-ZU11	3156	-	0,7	IQ16	101	VQ16
2.0 (2)	i	98-103	B 206 i (Motronic)		09/'93-'99	Q16PR-ZU11	3156	-	0,7	IQ16	101	VQ16
2.0 (2)	i Turbo	136-140	B 204 L (Trionic)		09/'93-'99	Q22PR-U11	3257	-	1,0	IQ22	113	VQ22
2.1 (1)	i 16V	103	B 212 (LH-Jetronic) (Cat.) Cat		09/'90-09/'93	Q16PR-ZU11	3156	-	0,7	IQ16	101	VQ16
2.3 (2)	i	110-114	B 234 i (Motronic)		09/'93-'99	Q20PR-ZU11	3157	-	0,7	IQ20	102	VK20Y
2.5 (2)	i V-6 24V	125-130	B 258 i (Motronic)		09/'93-'99	K20TXR	5063	D20	0,9	IK20	104	VK20Y
9000												
2.0	i 16V	98	B 202 i (LH Jetronic)	Leaded fuel	09/'84-08/'93	Q20P-U	3125	D17	0,6	IQ20	102	VK20Y
2.0	i 16V	92	B 202 i (LH Jetronic)	Cat	09/'84-08/'93	Q16PR-ZU11	3156	-	0,7	IQ16	101	VQ16
2.0	i 16V	96	B 204 i With Di	Cat	09/'93->	Q20PR-U11	3008	D11	1,0	IQ20	102	VQ20
2.0	i 16V Turbo	129	B 202 L (LH Jetronic) Without Di	Leaded fuel	09/'84-08/'88	Q22P-U	3255	-	0,6	IQ22	113	VQ22
2.0	i 16V Turbo	118	B 202 L (LH Jetronic) Without Di	Cat	09/'84-01/'90	Q22PR-ZU	3158	-	0,6	IQ22	113	VQ22
2.0	i 16V Turbo	110-129	B 202 L (Trionic) With Di	Cat	01/'90-'94	Q22PR-U11	3257	-	1,0	IQ22	113	VQ22
2.3	i 16V	107-110	B 234 i (LH Jetronic)	Cat	09/'83-08/'93	Q20PR-ZU11	3157	-	0,7	IQ20	102	VK20Y
2.3	i 16V	107-110	B 234 i (LH Jetronic, with Di)	Cat	09/'83-08/'93	Q20PR-U11	3008	D11	1,0	IQ20	102	VQ20
2.3	i 16V	108	B 234 (With Di)	Cat	'94->	Q20PR-U11	3008	D11	1,0	IQ20	102	VQ20
2.3	i 16V Turbo	143-147	B 234 L (LH Jetronic) With Di	Cat	09/'90->	Q22PR-U11	3257	-	1,0	IQ22	113	VQ22
2.3	i 16V Turbo	147	B 234 L (Sfi Trionic) (Di)	Cat	09/'93-'98	Q22PR-U11	3257	-	1,0	IQ22	113	VQ22
2.3	i 16V Turbo	125	B 234 E (Ecopower) (Low pr. Turbo)	Cat	09/'93-'98	Q22PR-U11	3257	-	1,0	IQ22	113	VQ22
2.3	i 16V Turbo (Aero)	165	B 234 R (Trionic) (Di)	Cat	09/'92-'98	Q22PR-U11	3257	-	1,0	IQ22	113	VQ22
3.0	i V-6 24V	155	B 308 i (Motronic)	Cat	07/'94-'98	K20TXR	5063	D20	0,8	IK20	104	VK20Y
9-3												
2.0 (1)	i 16V	96-110	B 204 i		02/'98-'03	Q16PR-ZU11	3156	-	0,7	IQ16	101	VQ16
2.0 (1)	i 16V Turbo	113	B 204 E	Turbo	10/'98-'03	Q22PR-U11	3257	-	1,1	IQ22	113	VQ22
2.0 (1)	i 16V Turbo	136	B 204 L	Turbo	02/'98-'03	Q22PR-U11	3257	-	1,1	IQ22	113	VQ22
2.0 (1)	i 16V Turbo SE	147	B 204 R	Turbo	02/'98-'03	PK22PR-L11S	3284	-	1,0			VK22
2.0 (1)	i 16V Turbo Aero	162	B 205 R	Turbo	02/'98-'03	PK22PR-L11S	3284	-	1,0			VK22
2.0 (1)	i 16V Turbo Viggen	169	B 205 R	Turbo	02/'98-'03	PK22PR-L11S	3284	-	1,0			VK22
2.0 (2)	1.8 t (i 16V Turbo)	110	B 207 E	Low pressure Turbo	08/'02->	PK20PR-P11	3141	P14	1,0			VK20
2.0 (2)	2.0 T (i 16V Turbo)	129	B 207 L	Turbo	08/'02->	PK20PR-P11	3141	P14	1,0			VK20
2.0 (2)	2.0 T (i 16V Turbo) AERO	155	B 207 R	Turbo	08/'02->	PK20PR-P11	3141	P14	1,0			VK20
2.3 (1)	i 16V	110	B 234 i		02/'98-'03	Q20PR-ZU11	3157	-	0,7	IQ20	102	VK20Y
2.5 (1)	i V-6 24V	125	B 258 i V-6 (Motronic)		02/'98-'03	K20TXR	5063	D20	0,9	IK20	104	VK20Y
9-5												
2.0	i 16V Turbo	110	B 205 E (Low pressure Turbo)	Turbo	09/'97->	Q22PR-U11	3257	-	1,1	IQ22	113	VQ22
2.3	i 16V Turbo	125	B 235 E (Ecopower)	Turbo	09/'97->	Q22PR-U11	3257	-	1,1	IQ22	113	VQ22
2.3	i 16V Turbo	136	B 235 E	Turbo	01/'01->	PK20PR-L11	3142	P15	1,1			VK20
2.3	i 16V Turbo Aero	169	B 235R (-> Y086665)	Turbo	09/'97->	PK22PR-L11S	3284	-	1,1			VK22
2.3	i 16V Turbo Aero	162-169	B 235R (Y086666 ->)	Turbo	'98->	PK20PR-L11	3142	P15	1,1			VK20
2.3	i 16V Turbo	184	B 235R	Turbo	09/'01->	PK20PR-P11	3141	P14	1,0			VK20
2.3	i 16V Turbo	162	B 235L	Turbo	07/'03->	Q20PR-U11	3008	D11	1,0	IQ20	102	VQ20



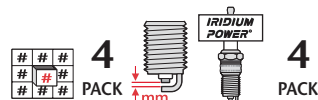
KW



SAAB <i>continued</i>											
2.3	i 16V Turbo	191	B 235R	Turbo	11/'05->	PK22PR-L11S	3284	-	1,1		VK22
3.0	i V-6 24V Turbo	147	B 308 E (L.P.Turbo, Ecopower)	Turbo	09/'97->	K22PR-U11	3192	D116	1,1	IK22	110 VK22
SATURN											
SPORTS COUPE											
1.9	S 2	90	DOHC 16V	(EFI)	10/'90->	Q16PR-U11	5016	-	1,1	IK16	103 VK16
SPORTS SEDAN											
1.9	SL / SL 1	63	OHC		10/'90->	Q16PR-U11	5016	-	1,1	IK16	103 VK16
1.9	Touring SL 2	90	DOHC 16V		10/'90->	Q16PR-U11	5016	-	1,1	IK16	103 VK16
SEAT											
127											
0.9	CL	33			09/'77-09/'81	W20EPR-U	3047	D2	0,7	IW20	106 VW20
0.9	CL 90 N.O.	31	HB 90		09/'77-09/'81	W20EPR-U	3047	D2	0,7	IW20	106 VW20
131											
1.4	1430	55	FD		07/'75-12/'82	W20EP-U	3043	D4	0,6	IW20	106 VW20
1.6	1600	69	GA		06/'75-12/'83	W22EP-U	3085	D27	0,6	IW22	107 VW22
1.9	CLX Supermirafiori	83			09/'79-10/'82	W20EP-U	3043	D4	0,6	IW20	106 VW20
2.0	2000	113			11/'82-12/'83	W22EP-U	3085	D27	0,6	IW22	107 VW22
132											
1.6	1600	71			09/'78-05/'79	W22EPR-U	3088	D19	0,8	IW22	107 VW22
1.8	1800	78			03/'73-05/'79	W22EPR-U	3088	D19	0,8	IW22	107 VW22
2.0	Nuevo E 2000	79			09/'78-10/'80	W20EP-U	3043	D4	0,6	IW20	106 VW20
133											
0.8		25	Gas / Normal / Super		05/'74-11/'79	W20EP-U	3043	D4	0,8	IW20	106 VW20
600											
0.8	D / E	19				W16FP-U	4019	-	0,6	IWF16	159
0.8	Especial / L / Export					W20FP-U	3068	D18	0,6	IWF20	178
ALHAMBRA											
1.8	i 20V Turbo	110	AJH		10/'97-06/'00	K20PBR-S10	5061	D76	0,8	IK20	104 VK20Y
1.8	i 20V Turbo	110	AWC		06/'00->	PK20PR-P8	3245	P27	0,8		VK20Y
2.0	i	85	ADY, ATM		'96->	K20PBR-S10	5061	D76	1,0	IK20	104 VK20
2.8	i VR6	128	AAA		06/'96-06/'00	PK16TR11	3289	-	1,1		VK16
2.8	i VR6 24V	150	AYL, AUE		06/'00->	PKJ16CR-L11	3246	-	1,1	SKJ16CR-L11	S10
AROSA											
1.0	i	37	AER, ALL		04/'97-09/'99	W20EPBR-S	5067	D1	1,0	IW20	106 VW20
1.0	i	37	AHT		11/'98-02/'00	K20PBR-S10	5061	D76	1,0	IK20	104 VK20
1.0	i	37	ALD, ALL, ANV, AUC		06/'00->	PKJ16CR-L11	3246	-	1,1	SKJ16CR-L11	S10
1.4	i	44	AEX, AKV, APQ		04/'97->	W20EPBR-S	5067	D1	0,9	IW20	106 VW20
1.4	i	44	ANW, AKK, AUD, AUA		05/'99->	PKJ16CR-L11	3246	-	1,1	SKJ16CR-L11	S10
1.4	i	55	AUA		05/'00->	K20PBR-S10	5061	D76	1,0	IK20	104 VK20
1.4	i 16V	55-74	AHW, AKQ, AFK, ANM, AQQ, AUB		01/'98->	K20PBR-S10	5061	D76	1,0	IK20	104 VK20
ALTEA (5P1)											
1.6	i	75	BGU		03/'04->	K20PBR-S10	5061	D76	1,0	IK20	104 VK20
CORDOBA											
1.0	i	33	AAU, AER		05/'93->	W20EPBR-S	5067	D1	0,8	IW20	106 VW20
1.0	i	37	ALD, ALL, ANV, AUC		08/'99->	PKJ16CR-L11	3246	-	1,1	SKJ16CR-L11	S10
1.3		40	2G (Carb.)		05/'93->	W22EPB	5066	-	0,8	IW22	107 VW22
1.3	i	40	AAV		05/'93->	W20EPBR-S	5067	D1	0,8	IW20	106 VW20
1.4	i	44	ABD, AEX, ANX, APQ, AKV		05/'93->	W20EPBR-S	5067	D1	1,0	IW20	106 VW20
1.4	i	44	ANW, AKK, AUD		08/'99->	PKJ16CR-L11	3246	-	1,1	SKJ16CR-L11	S10
1.4	i 16V	55	AUA		05/'00-12/'02	K20PBR-S10	5061	D76	1,0	IK20	104 VK20
1.4	i 16V	75	AFH, APE		07/'97->	K20PBR-S10	5061	D76	1,0	IK20	104 VK20
1.6	i	55	ABU, AEA, AEE, ALM		05/'93->	W20EPBR-S	5067	D1	0,8	IW20	106 VW20
1.6	i	74	AEK, AFT, AEH, AKL, APF, AUR		01/'97->	K20PBR-S10	5061	D76	0,8	IK20	104 VK20Y
1.8	i	55-66	AAM, ABS, ACC, ADZ		04/'99->	W20EPBR-S	5067	D1	0,8	IW20	106 VW20
1.8	i 16V	96	KR		05/'93->	K22PB	5069	-	0,8	IK22	110 VK22
1.8	i 16V	95	ADL, ABL		09/'95->	K22PBR-S	5062	-	0,8	IK22	110 VK22
1.8	i	66	ABS		05/'93->	W20EPBR-S	5067	D1	1,0	IW20	106 VW20
2.0	i	85	2E (MPI)		05/'93->	K22PBR-S	5062	-	0,8	IK22	110 VK22
2.0	i	85	AGG		07/'95->	W20EPBR-S	5067	D1	0,8	IW20	106 VW20
2.0	i 16V	110	ABF		05/'94->	K22PR-ZU	3290	-	0,8	IK22	110 VK22
FURA											
0.9		32			09/'81-12/'84	W20EPR-U	3047	D2	0,8	IW20	106 VW20
1.4	Crono	55			09/'81-12/'84	W20EPR-U	3047	D2	0,8	IW20	106 VW20
IBIZA											
0.9 (021)		31	903 (Carb.)	Cat	06/'84-08/'91	W20EPR-U	3047	D2	0,8	IW20	106 VW20
1.0 (6K1)	i	33	AAU		05/'93->	W20EPBR-S	5067	D1	0,8	IW20	106 VW20
1.0 (6K1)	i	37	ALD, ALL, ANV, AUC		08/'99->	PKJ16CR-L11	3246	-	1,1	SKJ16CR-L11	S10
1.2 (021)		46	021 A1.100 (Sigma 1.2)		06/'84-05/'93	Q22P-U	3255	-	0,8	IK22	110 VK22
1.2 (021)	i	52	021C.1000	Cat	'89-05/'93	Q22P-U	3255	-	0,7	IK22	110 VK22
1.2 (6L1)	i 12V	47	AZQ		02/'02->	KJ16CR-L11	3132	D35	1,1	IK16	103 VK16



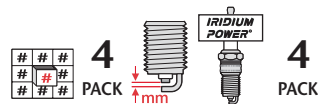
KW



SEAT <i>continued</i>												
1.3 (6K1)	i / Carb.	40	2G		05/'93->	W22EPB	5066	-	0,8	IW22	107	VW22
1.4 (6K1)	i	40	AAV		05/'93->	W20EPBR-S	5067	D1	0,8	IW20	106	VW20
1.4 (6K1)	i	44	ABD		05/'93->	W20EPBR-S	5067	D1	1,0	IW20	106	VW20
1.4 (6K1)	i	44	ANW, AKK, AUD		05/'99->	PKJ16CR-L11	3246	-	1,1	SKJ16CR-L11	S10	
1.4 (6K1)	i 16V	55	APE, AKQ, AHW		11/'99->	K20PBR-S10	5061	D76	1,0	IK20	104	VK20
1.4 (6K1)	i 16V	74	AFH, AQQ, AUB, AUR		06/'97->	K20PBR-S10	5061	D76	1,0	IK20	104	VK20
1.4 (6L1)	i 16V	55	BBY		02/'02->	K20PBR-S10	5061	D76	1,0	IK20	104	VK20
1.4 (6L1)	i 16V	74	AUB, BBZ		02/'02->	K20PBR-S10	5061	D76	1,0	IK20	104	VK20
1.5 (021)	i	65	021 A 2	W/W Cat	'85-'91	Q22P-U	3255	-	0,8	IK22	110	VK22
1.5 (021)	SX i	74	021 B2 00 (Sigma 1.5)	Cat	03/'88-05/'93	Q22P-U	3255	-	0,8	IK22	110	VK22
1.6 (6K1)	i	55	ABU		05/'93->	W20EPBR-S	5067	D1	0,8	IW20	106	VW20
1.6 (6K1)	i	74	AEK, AFT, AKL, APF, AEH		01/'97->	K20PBR-S10	5061	D76	0,8	IK20	104	VK20Y
1.6 (6L1)		74	BAH		02/'03->	K20PBR-S10	5061	D76	1,0	IK20	104	VK20
1.7 (021)	i .. / Sportline	72	021 C 3000	Cat	'91-'93	Q22P-U	3255	-	0,8	IK22	110	VK22
1.8 (6K1)	i	66	ABS		05/'93->	W20EPBR-S	5067	D1	0,8	IW20	106	VW20
1.8 (6K1)	i 16V	95	KR		05/'93->	K22PB	5069	-	0,8	IK22	110	VK22
1.8 (6K1)	GTI 16V	95	ADL		09/'95->	K22PBR-S	5062	-	1,0	IK22	110	VK22
1.8 (6K1)	i 20V Turbo	115	AQX, AYP		11/'99->	PK20PR-P8	3245	P27	0,8			VK20Y
1.8 (6L1)	20V Turbo FR	110	BJX, BKV	Turbo	12/'03->	PK20PR-P8	3245	P27	0,8	SVK20R-Z8	S18	VK20Y
1.8 (6L1)	20V Turbo Cupra R	132	BBU	Turbo	01/'04->	PK20PR-P8	3245	P27	0,8	SVK20R-Z8	S18	VK20Y
2.0 (6K1)	i	85	2E AGG / ADY		05/'93->	W20EPBR-S	5067	D1	1,0	IW20	106	VW20
2.0 (6K1)	GTI 16V / Cupra	110	ABF		10/'96->	K22PR-ZU	3290	-	0,8	IK22	110	VK22
LEON												
1.4 (1M1)	16V	55	AHW, AKQ, APE (EA111)		11/'99->	K20PBR-S10	5061	D76	1,0	IK20	104	VK20
1.4 (1P1)	i 16V	55	AHW, AKQ, APE, AXP		09/'05->	K20PBR-S10	5061	D76	1,0	IK20	104	VK20
1.6 (1M1)		74-77	AEH, AKL, APF, ATN, AUS, AZD, BCB		11/'99->	K20PBR-S10	5061	D76	1,0	IK20	104	VK20
1.6 (1P1)	i	75	BSE, BSF		09/'05->	K20PBR-S10	5061	D76	1,0	IK20	104	VK20
1.6 (1P1)	i 16V	77	ATN, AZD		09/'05->	K20PBR-S10	5061	D76	1,0	IK20	104	VK20
1.8 (1M1)	20V	92	AGN, AGU, APG		11/'99->	K20PBR-S10	5061	D76	1,0	IK20	104	VK20
1.8 (1M1)	20V T	132	APP, AJQ, ARY, AUQ (Turbo)		11/'99->	PK20PR-P8	3245	P27	0,8			VK20Y
1.8 (1M1)	i 20V Turbo Cupra	165	BAM		07/'03->	PK20PR-P8	3245	P27	0,8			VK20Y
2.0 (1P1)	i 16V FSI Turbo	136	BWA	Turbo	09/'05->	PK20PR-P8	3245	P27	0,8	SVK20R-Z8	S18	VK20Y
2.8 (1M1)	i VR6 24V (Cupra)	150	AUE, BDE		05/'01->	PKJ16CR-L11	3246	-	1,1	SKJ16CR-L11	S10	VK16
MALAGA												
1.2		46	Sigma 1.2 (Carb.)		'85-'91	Q22P-U	3255	-	0,8	IK22	110	VK22
1.5		63	Sigma 1.5 (Carb.)		'85-'91	Q22P-U	3255	-	0,8	IK22	110	VK22
1.5	i	74	Sigma 1.5 i		'87-'91	Q22P-U	3255	-	0,8	IK22	110	VK22
MARBELLA												
0.8		25	08 NCA		01/'87-12/'93	W20EPR-U	3047	D2	0,8	IW20	106	VW20
0.9			803 (Carb.)		01/'87-08/'91	W20EPR-U	3047	D2	0,8	IW20	106	VW20
0.9		30	903 (Carb.)		01/'87-12/'91	W20EPR-U	3047	D2	0,8	IW20	106	VW20
0.9			903 EAC (Elec. Carb.)	Cat	01/'92->	W16EPR-U	3021	D6	0,8	IW16	105	VW16
PANDA												
0.8	35	25	100 GL 6000		09/'80-06/'83	W20EPR-U	3047	D2	0,8	IW20	106	VW20
0.9	45	33	100 GL 3000		09/'80-06/'83	W20EPR-U	3047	D2	0,8	IW20	106	VW20
0.9	40	33	100 GL 7000		09/'82-12/'86	W20EPR-U	3047	D2	0,8	IW20	106	VW20
0.9	Trans	31	100 GL 7000		09/'82-12/'86	W20EPR-U	3047	D2	0,8	IW20	106	VW20
RITMO / RONDA												
1.2		47	021 A 1000		05/'84-12/'86	Q22P-U	3255	-	0,8	IK22	110	VK22
1.2	65 CL	70	124 B 6000		06/'82-12/'83	W22EP-U	3085	D27	0,8	IW22	107	VW22
1.4	75 CLX	70	124 B 7000		06/'82-12/'83	W22EP-U	3085	D27	0,8	IW22	107	VW22
1.5		63	021 A 2000		05/'84-12/'86	Q22P-U	3255	-	0,8	IK22	110	VK22
1.6	Crono / 100CLX	70	138 AR 6000		06/'82-12/'83	W22EP-U	3085	D27	0,8	IW22	107	VW22
2.0		88			01/'84-11/'84	W22EP-U	3085	D27	0,8	IW22	107	VW22
RONDA												
1.2		44	Sigma 1.2 (System Porsche)		05/'84-08/'91	Q22P-U	3255	-	0,8	IK22	110	VK22
1.5		63	Sigma 1.5 (System Porsche)		05/'84-08/'91	Q22P-U	3255	-	0,8	IK22	110	VK22
TERRA / TRANS												
0.9		29	903 (Carb.)		'87-12/'91	W20EPR-U	3047	D2	0,8	IW20	106	VW20
0.9		29	903 EAC (Elec. Carb.)		01/'92-'99	W16EPR-U	3021	D6	0,8	IW16	105	VW16
TOLEDO												
1.6 (1L)		55	ABN (Carb.)	Cat	'91-'99	K20PBR-S10	5061	D76	1,0	IK20	104	VK20
1.6 (1L)	i	55	1F	Cat	'91-'99	K20PBR-S10	5061	D76	1,0	IK20	104	VK20
1.6 (1L)		55	EZ (Carb.)		'91-'92	K20PBR-S10	5061	D76	1,0	IK20	104	VK20
1.6 (1L)	i	74	AEK, AFT		01/'97-'99	K20PBR-S10	5061	D76	0,8	IK20	104	VK20Y
1.6 (1M2)	i	74	AEH, AKL		04/'99->	K20PBR-S10	5061	D76	1,0	IK20	104	VK20
1.6 (1M2)	i 16V	77	ATN, AUS, AZD, BCB		11/'99->	K20PBR-S10	5061	D76	1,0	IK20	104	VK20
1.6 (5P2)	i	75	BGU		10/'04->	K20PBR-S10	5061	D76	1,0	IK20	104	VK20
1.8 (1L)	i	65	RP	Cat	'91-'99	W22EPB	5066	-	0,8	IW22	107	VW22
1.8 (1L)	i	66	ABS	Cat	01/'93-'99	W20EPBR-S	5067	D1	0,8	IW20	106	VW20
1.8 (1L)	i 16V	98	KR (MPI)	Cat	'91-'99	K22PB	5069	-	0,8	IK22	110	VK22
1.8 (1L)	i 16V	92	PL (MPI)	Cat	05/'91-'99	K20PBR	5060	D105	1,0	IK20	104	VK20



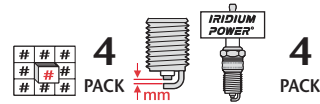
KW



SEAT <i>continued</i>												
1.8 (1M2)	i 20V	92	AGN, AGU, APG		04/'99->	K20PBR-S10	5061	D76	1,0	IK20	104	VK20
1.8 (1M2)	i 20V Turbo	132	APP, AJQ, ARY, AUQ (Turbo)		11/'99->	PK20PR-P8	3245	P27	0,8			VK20Y
2.0 (1L)	i	85	2E (MPI)	Cat	'91-'99	W20EPBR-S	5067	D1	0,8	IW20	106	VW20
2.0 (1L)	i	85	AGG	Cat	07/'95-'99	W20EPBR-S	5067	D1	0,8	IW20	106	VW20
2.0 (1L)	i 16V	110	ABF	Cat	05/'94-'99	K22PR-ZU	3290	-	0,8	IK22	110	VK22
2.3 (1M2)	i V-5	110	AGZ		04/'99-11/'00	K20PBR-S10	5061	D76	1,0	IK16	103	VK16
2.3 (1M2)	i V-5 20V	125	AQN		09/'00->	PKJ16CR-L11	3246	-	1,1	SKJ16CR-L11	S10	VK16
2.8 (1M2)	i VR6 24V	150	AUE, BDE		05/'01->	PKJ16CR-L11	3246	-	1,1	SKJ16CR-L11	S10	VK16
SKODA												
100												
1.0	L / S	29			'69-'79	W16FS-U	3034	-	0,8	IWF16	159	
1.0	L / S	29			'69-'92	W20FS-U	3073	-	0,6	IWF20	178	
105												
1.0	Estelle / S / L / GL	34	(742,10)		'76-12/'90	W20FP-U	3068	D18	0,6	IWF20	178	
110												
1.1	L / LS / R-Coupe	39			'68-'81	W16FS-U	3034	-	0,8	IWF16	159	
120												
1.2	L / LS / LSE / GLS / Garde	39	(742,12 / 12X)		'76-12/'90	W22FP-U	4021	D74	0,8	IWF22	179	
1.2	GL / L / GLE	37			08/'76-'90	W20FP-U	3068	D18	0,6	IWF20	178	
125												
1.2	L/GL/GLE/LS/GLS/Coupe	37			'88-'90	W20FP-U	3068	D18	0,8	IWF20	178	
130												
1.3	L / RS / Coupe	43-46			09/'84-'91	W22FP-U	4021	D74	0,8	IWF22	179	
1.3	L / GL / Rapid / Estelle	46			09/'84-'91	W20FP-U	3068	D18	0,6	IWF20	178	
135												
1.3	L / LS / GL / Rapid	43			'87-'90	Q20P-U	3125	D17	0,7	IK20	104	VK20Y
136												
1.3	L / G / GL / Rapid	46			09/'84-'91	Q20P-U	3125	D17	0,7	IK20	104	VK20Y
1000 / 1100 MB												
1.0					'63-'69	W16FS-U	3034	-	0,8	IWF16	159	
FABIA (6Y)												
1.0	i	37	AQV, ARV, ATY		'99->	K20PBR-S10	5061	D76	1,0	IK20	104	VK20
1.2	i	40	AWY		'02->	KJ20CR-L11	3169	D106	1,1	IK20	104	VK20
1.2	i	47	AZQ		'03->	KJ16CR-L11	3132	D35	1,1	IK16	103	VK16
1.4	i	50	AME, AQW, ATZ		'00->	K20PBR-S10	5061	D76	1,0	IK20	104	VK20
1.4	i	44	AZE, AZF		'99->	K20PBR-S10	5061	D76	1,0	IK20	104	VK20
1.4	i 16V	55	AHW, AUA, BBY		'99->	K20PBR-S10	5061	D76	1,0	IK20	104	VK20
1.4	i 16V	74	AUB		'99->	K20PBR-S10	5061	D76	1,0	IK20	104	VK20
2.0	i	85	AZL, AQY		'00->	K20PBR-S10	5061	D76	1,0	IK20	104	VK20
FAVORIT / FORMAN												
1.1	115	37	Carb 2V		'89-'91	Q22PR-U	3010	D23	0,8	IK22	110	VK22
1.3	135	43			'88-08/'92	Q20P-U	3125	D17	0,7	IK20	104	VK20Y
1.3	135	43			08/'92->	Q16PR-U	3137	-	0,7	IK16	103	VK16
1.3	135	42		Cat	'90-08/'92	Q20P-U	3125	D17	0,8	IK20	104	VK20Y
1.3	135	42		Cat	08/'92->	Q16PR-U	3137	-	0,7	IK16	103	VK16
1.3	i 135	40	135 BMM	Cat	'93->	Q16PR-U	3137	-	0,7	IK16	103	VK16
1.3	136	46			'88-08/'92	Q20P-U	3125	D17	0,7	IK20	104	VK20Y
1.3	136	50			09/'92->	Q20PR-U	3007	D12	0,8	IK20	104	VK20Y
1.3	i 136	50	781 / 135B	Cat	'93->	Q20PR-U	3007	D12	0,8	IK20	104	VK20Y
FELICIA												
1.0	i	37	AHT, ARV, ATY	Cat	'99->	K20PBR-S10	5061	D76	1,0	IK20	104	VK20
1.3	LX / GLX	42		Cat	10/'94->	Q16PR-U	3137	-	0,7	IK16	103	VK16
1.3	i LX / GLX	40		Cat	10/'94->	Q16PR-U	3137	-	0,7	IK16	103	VK16
1.3	i LX / GLX	50	136 BMM	Cat	10/'94-08/'96	K20PR-U	3145	D22	0,8	IK20	104	VK20Y
1.3	i LX / GLX	50	136 MPI	Cat	08/'96->	K16PR-ZU11	3161	-	0,9	IK16	103	VK16
1.3	i LX / GLX	50	136 MPI	Cat (35.000 km)	08/'96->	K16PR-U	3191	D77	0,9	IK16	103	VK16
1.6	i LX / GLX	55	(VW AEE)	Cat	'96->	W20EPBR-S	5067	D1	0,8	IW20	106	VW20
OCTAVIA												
1.4 (1U)	i 16V	44	AMD		'99->	K20PBR-S10	5061	D76	1,0	IK20	104	VK20
1.4 (1U)	i 16V	55	AHW, AUA, AXP, AKQ, APE		'99->	K20PBR-S10	5061	D76	1,0	IK20	104	VK20
1.4 (1Z)	i 16V	55	BCA		06/'04->	PKJ16CR-L11	3246	-	1,1	SKJ16CR-L11	S10	VK16
1.6 (1U)	i	55	AEE, ABU		'96->	W20EPBR-S	5067	D1	1,0	IW20	106	VW20
1.6 (1U)	i	74	AEH, AKL		'96->	K20PBR-S10	5061	D76	1,0	IK20	104	VK20
1.6 (1U)	i	75	AVU, BFQ		09/'00->	K20PBR-S10	5061	D76	1,0	IK20	104	VK20
1.6 (1Z)	i	75	BGU		06/'04->	K20PBR-S10	5061	D76	1,0	IK20	104	VK20
1.6 (1Z)	FSI	85	BLF	Direct injection	06/'04->	K20PBR-S10	5061	D76	1,0	IK20	104	VK20
1.8 (1U)	i 20V	92	AGN		'96->	K20PBR-S10	5061	D76	1,0	IK20	104	VK20
1.8 (1U)	i 20V Turbo	110	AEB, AGU, ARZ, ARX, AUM		'98->	PK20PR-P8	3245	P27	0,8			VK20Y
1.8 (1U)	i 20V RS Turbo	132	AUQ		12/'00-09/'04	PK20PR-P8	3245	P27	0,8			VK20Y
2.0 (1U)	i	85	AQY, APK, AEG, AZH		'98->	K20PBR-S10	5061	D76	1,0	IK20	104	VK20
2.0 (1Z)	RS	147	BWA		01/'06->	PK20PR-P8	3245	P27	0,8			VK20Y



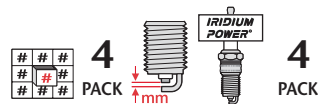
KW



SKODA <i>continued</i>													
PICK-UP													
1.3	135	43			'88-08/'92	Q20P-U	3125	D17	0,8	IK20	104	VK20Y	
1.3	135	40			09/'91->	Q16PR-U	3137	-	0,7	IK16	103	VK16	
1.3	135	43			08/'92->	Q16PR-U	3137	-	0,7	IK16	103	VK16	
1.3	135	42		Cat	'90-08/'92	Q20P-U	3125	D17	0,8	IK20	104	VK20Y	
1.3	135	42		Cat	08/'92->	Q16PR-U	3137	-	0,7	IK16	103	VK16	
1.3	i.e. 135	40	.. / 135 BMM	Cat	'93->	Q16PR-U	3137	-	0,7	IK16	103	VK16	
1.3	135 i.e.	40-42		W/W Cat	07/'93->	Q16PR-U	3137	-	0,7	IK16	103	VK16	
1.3	136	50			09/'92->	Q20PR-U	3007	D12	0,8	IK20	104	VK20Y	
1.3	i 136	50	781 / 136B	Cat	'93->	Q20PR-U	3007	D12	0,8	IK20	104	VK20Y	
SUPERB (3U4)													
1.8	i 20V Turbo	110	AWT		02/'02->	PK20PR-P8	3245	P27	0,8			VK20Y	
2.0	i	85	AZM		02/'02->	K20PBR-S10	5061	D76	1,0	IK20	104	VK20	
2.8	i V-6 30V	142	AMX		02/'02->	K20TXR	5063	D20	0,8	IK20	104	VK20	
SMART													
CABRIO													
0.6	i	33-52	M160		'Twin Spark'	03/'00->	K20TXR	5063	D20	0,9	IK20	104	VK20
CITY-COUPÉ													
0.6	i (MC01)	33-52	M160		'Twin Spark'	07/'98->	K20TXR	5063	D20	0,9	IK20	104	VK20
CROSSBLADE													
0.6	i	52	M160		'Twin Spark'	06/'02->	K20TXR	5063	D20	0,9	IK20	104	VK20
FORFOUR													
1.1		55			04/'04->	K20HR-U11	3381	D118	1,1	IKH20	144	VKH20	
1.1		47			01/'06->	K20HR-U11	3381	-	1,1	IKH20	144	VKH20	
1.3		70			04/'04->	K20HR-U11	3381	D118	1,1	IKH20	144	VKH20	
1.5		80			04/'04->	K20HR-U11	3381	D118	1,1	IKH20	144	VKH20	
1.5	Brabus	130	M122.950		Turbo	03/'05->	VKH20Y	5618	V18	0,8	IKH20	144	VKH20Y
FORTWO													
0.7	Brabus	55	M164.115.15		'Twin Spark'	08/'03->	VKH20Y	5618	V18	0,8	IKH20	144	VKH20Y
1.0	Pure	45	M132.910			01/'07->	XU22HDR9	-	-	0,9	-	-	
1.0	Passion/Pulse	52	M132.910/930			01/'07->	XU22HDR9	-	-	0,9	-	-	
1.0	Passion/Pulse	62	M132.930			01/'07->	XU22HDR9	-	-	0,9	-	-	
1.0	Brabus	72	M132.930			01/'07->	XU22HDR9	-	-	0,9	-	-	
1.0	Brabus	85	M132.930			01/'07->	XU22HDR9	-	-	0,9	-	-	
ROADSTER / COUPE													
SSANG YOUNG													
KORANDO (KJ)													
2.0	i	94	M 161.940			01/'97->	Q20P-U	3125	D17	0,8	IK20	104	VK20Y
2.3	i 16V (4x4)	102-105	M 161.970			01/'97->	Q20P-U	3125	D17	0,8	IK20	104	VK20Y
3.2	i	154-162	M 162.990		6 Cyl.	12/'96->	Q20P-U	3125	D17	0,8	IK20	104	VK20Y
MUSSO (FJ)													
2.0	i	93	M 161.940			06/'96->	Q20P-U	3125	D17	0,8	IK20	104	VK20Y
2.3	i 16V (E 2.3)	110	M 161.970			06/'96->	Q20P-U	3125	D17	0,8	IK20	104	VK20Y
3.2	i 24V (EX 3.2)	161	M 162.990		6 Cyl.	06/'96->	Q20P-U	3125	D17	0,8	IK20	104	VK20Y
REXTON													
2.3	i	103	M 111.E23		6 Cyl.	05/'02->	Q20P-U	3125	D18	0,8	IK20	104	VK20Y
3.2	i 24V	162	M 104.981		6 Cyl.	05/'02->	Q20P-U	3125	D19	0,8	IK20	104	VK20Y
STEYR-DAIMLER-PUCH													
FIAT 126													
0.7		17	Fiat		'73-'80	W22FSR	4024	-	0,8	IWF22	179		
230 G													
2.3	(460) (4x4)	66-75	M 115.973			03/'79-03/'82	W20EP-U	3043	D4	0,8	IW20	106	VW20
230 GE													
2.3	(460) (4x4)	92	M 102.981			04/'82-08/'85	T20EP-U	5031	D5	0,8	IT20	126	VT20
2.3	(460) (4x4)	89-92	M 102.987			09/'85-'93	T20EP-U	5031	D5	0,8	IT20	126	VT20
2.3	(463) (4x4)	93-95	M 102.989			09/'89->	T20EP-U	5031	D5	0,8	IT20	126	VT20
280 GE													
2.8	(460) (4x4)	110	M 110.994			11/'79-08/'89	W20EP-U	3043	D4	0,8	IW20	106	VW20
300 GE													
3.0	(463) (4x4)	125	M 103.987			09/'89->	T20EP-U	5031	D5	0,8	IT20	126	VT20
SUBARU													
COUPE													
1.8	AWD (4x4)	66	EA 82			'86-07/'90	W20EPR-U	3047	D2	0,8	IW20	106	VW20
1.8	Turbo AWD (4x4)	88	EA 82 (T)		Cat	'86-07/'90	W22EPR-U	3088	D19	0,8	IW22	107	VW22
1.8	Turbo	96	EA 82 (T)			'86-07/'90	W22EPR-U	3088	D19	0,8	IW22	107	VW22
1.8		72	EA 82		Cat	'87-07/'90	W20EPR-U11	3049	D13	1,1	IW20	106	VW20
FORESTER (E-SF5)													
2.0	i 16V	90	EJ 20 J (OHC)			09/'97->	K20PR-U11	3121	D14	1,1	IK20	104	VK20



KW



SUBARU continued										
2.0 i 16V S-Turbo	125	EJ 20 G (DOHC Turbo)		02/'97->	PK20PR-P8	3245	P27	0,8		VK20Y
2.5 i 16V		EJ 25 D (DOHC)	(J)	07/'97->	PK20PR-P8	3245	P27	0,8	IK20	104 VK20
IMPREZA										
1.5 (2 - GD/GC)i 16V	77	EJ 15		05/'06->	VKH20Y	5618	V18	0,8	IKH20	144 VKH20Y
1.6 (1 - GC/GF(C))i 16V	66	EJ 16		08/'92-'98	K20PR-U11	3121	D14	1,1	IK20	104 VK20
1.6 (1 - GC/GF(C))i 16V	70	EJ 16		10/'98-'00	K20PR-U11	3121	D14	1,1	IK20	104 VK20
1.6 (2 - GD/GC)i 16V	70	EJ 16		01/'00->	K20PR-U11	3121	D14	1,1	IK20	104 VK20
1.8 (1 - GC/GF(C))i 16V	76	EJ 18		08/'92-'00	K20PR-U11	3121	D14	1,1	IK20	104 VK20
2.0 (1 - GC/GF(C))i 16V	85	EJ 20		08/'95-'98	K20PR-U11	3121	D14	1,1	IK20	104 VK20
2.0 (1 - GC/GF(C))i 16V	92	EJ 20		10/'98-'01	K20PR-U11	3121	D14	1,1	IK20	104 VK20
2.0 (1 - GC/GF(C))i 16V	92	EJ 20	City driving	10/'98-'01	K16PR-U11	3130	D21	1,1	IK16	103 VK16
2.0 (1 - GC/GF(C))i 16V Turbo AWD (4x4)	155	EJ 20 (DOHC Turbo)		04/'93-'01	PK20PR-P8	3245	P27	0,8		VK20Y
2.0 (1 - GC/GF(C))i 16V GT Turbo AWD (... / 555)	155	EJ 20 T (DOHC Turbo)		12/'93-'01	PK20PR-P8	3245	P27	0,8		VK20Y
2.0 (1 - GC/GF(C))i 16V GT Turbo AWD	160	EJ 20 (DOHC Turbo)		10/'98-'01	PK20PR-P8	3245	P27	0,8		VK20Y
2.0 (1 - GC/GF(C))i 16V STi version 1,2 (WRX)	205	EJ 20 (DOHC Turbo)	(J)	11/'92-08/'96	PK20PR-P8	3245	P27	0,8		VK20Y
2.0 (1 - GC/GF(C))i 16V STi version 3,4 (WRX)	205	EJ 20 (DOHC Turbo)	(J)	09/'96-'00	PK20PR-P8	3245	P27	0,8		VK20Y
2.0 (2 - GD/GC)i 16V	92	EJ 20		01/'00->	K16PR-U11	3130	D21	1,1	IK16	103 VK16
2.0 (2 - GD/GC)i 16V Turbo (AWD)	160	EJ 20 (DOHC Turbo)		01/'01->	PK20PR-P8	3245	P27	0,8		VK20Y
2.0 (2 - GD/GC)i 16V Turbo (AWD)	160	EJ 20 (DOHC Turbo)	0.4 Iridium	01/'01->	VK20Y	5637	V37	0,8	IK20	104 VK20Y
2.0 (2 - GD/GC)i 16V STi version 6 (AWD)	206	EJ 20 (DOHC Turbo)		'00->	PK22PR8	3273	-	0,8		VK22
2.0 (2 - GD/GC)R	118	EJ20		09/'05->	VKH20Y	5618	V18	0,8	IKH20	144 VKH20Y
2.2 (1 - 22B STi)i 16V (Limited edition)	205	EJ 22 (DOHC Turbo)		'99	PK20PR-P8	3245	P27	0,8		VK20Y
2.2 (1 - 22B STi)i 16V (Limited edition)	205	EJ 22 (DOHC Turbo)	Fast driving	'99	PK22PR8	3273	-	0,8		VK22
2.4 (2 - GD/GC)WRX	169	EJ25		09/'05->	VKH20Y	5618	V18	0,8	IKH20	144 VKH20Y
2.4 (2 - GD/GC)WRX ST1	206	EJ25		09/'05->	VKH20Y	5618	V18	0,8	IKH20	144 VKH20Y
2.5 (1 - GC/GF(C))i 16V	110	EJ 25 D		04/'97-'01	PK20PR11	3168	P28	1,1		VK20
JUMBO , REX										
0.5 550	23	EK 23		'80-'90	W20EPR-U	3047	D2	0,8	IW20	106 VW20
0.7 700	27	EK 42		'81-'90	W20EPR-U11	3049	D13	1,1	IW20	106 VW20
JUSTY										
1.0 (KAD) AWD (4x4) J	37-41	EF 10	Cat	10/'84-'95	W20EPR-U	3047	D2	0,9	IW20	106 VW20
1.0 (KAD) J	37-41	EF 10	Cat	10/'84-'95	W20EPR-U11	3049	D13	1,1	IW20	106 VW20
1.0 i 12V	51	1KR-FE		09/'07->	K20HR-U11	3381	D18	1,1	IKH20	144 VKH20
1.2 (KAD) J	49-50		Cat	05/'87-'95	W20EPR-U11	3049	D13	1,1	IW20	106 VW20
1.2 (KAD) GLi	55	EF 13	Cat	08/'90-'95	W20EPR-U11	3049	D13	1,1	IW20	106 VW20
1.2 (KAD) Super AWD (4x4)	49-50	EF 12	Cat	10/'86-'95	W20EPR-U11	3049	D13	1,1	IW20	106 VW20
1.3 (JMA/MS) i ... / AWD (G35)	50	G 13 BA (Suzuki)		10/'95->	W20EPR-U	3047	D2	0,8	IW20	106 VW20
1.3 (G3X) i	69	M 13 DOHC		09/'03->	PK20PR-P11	3141	P14	1,1	IK20	104 VK20
1.5 (G3X) ... / AWD (G35)	73	M 15 DOHC		09/'03->	PK20PR-P11	3141	P14	1,1	IK20	104 VK20
LEGACY										
1.6 (1 - BC/BJF) 16V		EJ 16	(A, CH)	05/'90->	K20PR-U11	3121	D14	1,1	IK20	104 VK20
1.8 (1 - BC/BJF) 16V	76	EJ 18 (A)	(A, CH)	01/'90->	K20PR-U11	3121	D14	1,1	IK20	104 VK20
1.8 (1 - BC/BJF) i 16V	76	EJ 18 (A) SPi	Cat	01/'89->	K20PR-U11	3121	D14	1,1	IK20	104 VK20
1.8 (1 - BC/BJF) i 16V	76	EJ 18	Cat	01/'90->	K20PR-U11	3121	D14	1,1	IK20	104 VK20
2.0 (1 - BC/BJF) i 16V	85	EJ 20 (MPI)	Cat	05/'91-01/'94	K20PR-U11	3121	D14	1,1	IK20	104 VK20
2.0 (1 - BC/BJF) i 16V	100	EJ 20		05/'92-94	K20PR-U11	3121	D14	1,1	IK20	104 VK20
2.0 (1 - BC/BJF) i 16V Turbo	147	EJ 20 (G) (DOHC Turbo)	Cat	06/'91-05/'92	K20PR-ZU11	3163	-	0,8	IK20	104 VK20Y
2.0 (1 - BC/BJF) i 16V Turbo	147-162	EJ 20 (DOHC Turbo)	Cat	05/'92-'95	PK20PR-P8	3245	P27	0,8		VK20Y
2.0 (2 - BD/BG) i 16V	85	EJ 20	Cat	01/'94-'99	K20PR-U11	3121	D14	1,1	IK20	104 VK20
2.0 (2 - BD/BG) i 16V Turbo	147-162	EJ 20 (DOHC Turbo)	Cat	05/'92-'95	PK20PR-P8	3245	P27	0,8		VK20Y
2.0 (3 - BE/BH) i 16V	92	EJ 20 (DOHC)		04/'99->	K16PR-U11	3130	D21	1,1	IK16	103 VK16
2.0 (3 - BE/BH) i 16V B4 Turbo	205	EJ 20 (DOHC Turbo)		'99->	PK20PR-P8	3245	P27	0,8		VK20Y
2.0 (4) i 16V	101	EJ 20		09/'03->	K16PR-U11	3130	D21	1,1	IK16	103 VK16
2.2 (1 - BC/BJF) i 16V	100	EJ 22	Cat	01/'89-'94	K20PR-U11	3121	D14	1,1	IK20	104 VK20
2.2 (1 - BC/BJF) i 16V	100	EJ 22 E	W/W Cat	01/'90-'94	K20PR-U11	3121	D14	1,1	IK20	104 VK20
2.2 (2 - BD/BG) i 16V	94	EJ 22		01/'94-'99	K20PR-U11	3121	D14	1,1	IK20	104 VK20
2.5 (2 - BD/BG) i 16V	110-122	EJ 25 D		12/'96-'99	PK20PR11	3168	P28	1,1		VK20
2.5 (2 - BD/BG) i 16V (BE, BH)	110	EJ 25 D		12/'96->	PK20PR11	3168	P28	1,1		VK20
2.5 (3 - BE/BH) i 16V	115	EJ 25 (DOHC)		12/'98->	K16PR-U11	3130	D21	1,1	IK20	104 VK20
2.5 (3 - BE/BH) i 16V B4 RS25	125	EJ 254 (DOHC)	(J)	'04/'01->	KJ20SR11	3378	S20	1,1	IK20	104 VK20
2.5 (4) i 16V	121	EJ 25		09/'03->	PK16R11	3134	P8	1,1	IK20	104 VK20
3.0 (3 - BE/BH) i 24V (BE, BH, BB)	154	EZ 30 D (H-6, 6-Cyl.)	(50K km)	10/'98->	IKH20	5344	I44	1,1	IKH20	144 VKH20
3.0 (4) i 24V	180	EZ 30		09/'03->	VKH20Y	5618	V18	0,8	IKH20	144 VKH20
LIBERO / DOMINGO										
1.0 AWD (4x4)	37	EF 10		08/'85-08/'88	W20EPR-U11	3049	D13	1,1	IW20	106 VW20
1.2 AWD (4x4)	38	EF 12		10/'86-08/'88	W20EPR-U11	3049	D13	1,1	IW20	106 VW20
1.2 i	40	EF 12		05/'93->	W20EPR-U11	3049	D13	1,1	IW20	106 VW20
MINIBUS										
0.7 Van		EK 42		10/'83-01/'86	W20EPR-U11	3049	D13	1,1	IW20	106 VW20
1.0 AWD (4x4) Van		EF 10		10/'83->	W20EPR-U11	3049	D13	1,1	IW20	106 VW20
1.2 AWD (4x4)		EF 12		08/'86->	W20EPR-U11	3049	D13	1,1	IW20	106 VW20



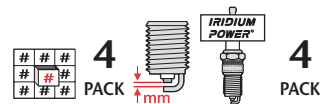
KW



SUBARU <i>continued</i>												
MINI JUMBO												
0.7	27	EK 42		2 Cyl.	01/'82-10/'87	W20EPR-U11	3049	D13	1,1	IW20	106	VW20
0.7	27	EK 42		2 Cyl.	11/'87-01/'90	W20EPR-U11	3049	D13	1,1	IW20	106	VW20
0.8	31	EN 08			12/'89-'93	W20EPR-U11	3049	D13	1,1	IW20	106	VW20
OUTBACK												
2.5 i 16V	110	EJ 25 D			12/'96->	PK20PR11	3168	P28	1,1			VK20
2.5 i 16V	121	EJ 25			11/'03->	PK16R11	3134	P8	1,1	IK20	104	VK20
3.0 i 24V	154	EZ 30 D (H-6, 6-Cyl.)		(50K km)	10/'98->	IKH20	5344	I44	1,1	IKH20	144	VKH20
3.0 i 24V	154	EZ 30			11/'03->	VKH20Y	5618	V18	0,8	IKH20	144	VKH20
REX												
0.5 550	28	EN 05			01/'89->	K20PR-U11	3121	D14	1,1	IK20	104	VK20
0.5 500 Compr. / Superch.	40	EK 23 (Supercharged)			06/'88->	K20PR-U11	3121	D14	1,1	IK20	104	VK20
0.5 550 Compr. / Superch.	45	EN 05 (Supercharged)			01/'89->	K20PR-U11	3121	D14	1,1	IK20	104	VK20
0.7 750	27	EK 42			09/'81-12/'88	W20EPR-U11	3049	D13	1,1	IW20	106	VW20
SEDAN												
1.8 AWD (4x4)	66	EA 81			'86-07/'90	W20EPR-U	3047	D2	0,8	IW20	106	VW20
1.8 i AWD (4x4)	77	EA 82 A			'86-07/'90	W20EPR-U	3047	D2	0,8	IW20	106	VW20
1.8 Turbo	96	EA 82			'86-07/'90	W22EPR-U	3088	D19	0,8	IW22	107	VW22
1.8 AWD (4x4)	72	EA 82 E			'87-07/'90	W20EPR-U11	3049	D13	1,1	IW20	106	VW20
1.8	66	EA 82			10/'86-07/'90	W20EPR-U11	3049	D13	1,1	IW20	106	VW20
1.8 Turbo AWD (4x4)	100	EA 82			10/'86-07/'90	W22EPR-U11	3089	-	1,1	IW22	107	VW22
1.8	72	EA 82			10/'87-07/'90	W20EPR-U11	3049	D13	1,1	IW20	106	VW20
STATION												
1.8 AWD (4x4)	66	EA 81			'86->	W20EPR-U	3047	D2	0,8	IW20	106	VW20
1.8 i AWD (4x4)	77	EA 82 A			'86->	W20EPR-U	3047	D2	0,8	IW20	106	VW20
1.8 AWD (4x4)	72	EA 82 E		Cat	'87->	W20EPR-U11	3049	D13	1,1	IW20	106	VW20
1.8 Turbo AWD (4x4)	100	EA 82 E		Cat	10/'86-07/'90	W22EPR-U11	3089	-	1,1	IW22	107	VW22
SUPER STATION												
1.8	66	EA 81			'86->	W20EPR-U	3047	D2	0,8	IW20	106	VW20
1.8	77	EA 82 A			'86->	W20EPR-U	3047	D2	0,8	IW20	106	VW20
1.8 Turbo	88	EA 82		W/O Cat	'86->	W22EPR-U	3088	D19	0,8	IW22	107	VW22
1.8	72	EA 82 E		Cat	'87	W20EPR-U11	3049	D13	1,1	IW20	106	VW20
1.8 Turbo	100	EA 82		Cat	10/'86-07/'90	W22EPR-U11	3089	-	1,1	IW22	107	VW22
1.8 i	72	EA 82 A		Cat	10/'87-07/'90	W20EPR-U11	3049	D13	1,1	IW20	106	VW20
1.8 i	66	EA 82			11/'84-07/'90	W22EPR-U11	3089	-	1,1	IW22	107	VW22
SVX (CXW)												
3.3 i 24V	169-176	EG 33 DOHC (H-6)		Cat	09/'92-'98	PK20PR11	3168	P28	1,1			VK20
3.3 i 24V	162	EG 33 DOHC (H-6)		Cat	09/'94-'98	PK20PR11	3168	P28	1,1			VK20
TRANSPORTER												
4 x 4		E 10				W20EPR-U	3047	D2	0,8	IW20	106	VW20
TRIBECA (B9)												
3.0 i 24V V-6	184	EZ30			01/'05->	VKH20Y	5618	V18	0,8	IKH20	144	VKH20
VIVIO												
0.6 (660) .. / AWD (4x4)	27-32	EN 07 (Carb.)			03/'92->	K16PR-U11	3130	D21	1,1	IK16	103	VK16
0.6 i (660) .. / AWD (4x4)	32	EN 07 (Injection)		Cat	03/'92->	K20PR-U11	3121	D14	1,1	IK20	104	VK20
XT COUPE (XT)												
1.8 i	110	ER 27			'87-'90	W20EPR-U	3047	D2	0,8	IW20	106	VW20
1.8	66	EA 82		Cat	10/'86-07/'90	W20EPR-U11	3049	D13	1,1	IW20	106	VW20
1.8	72	EA 82		Cat	10/'87-07/'90	W20EPR-U11	3049	D13	1,1	IW20	106	VW20
1.8 i Turbo .. / AWD (4x4)	100	EA 82			11/'84-07/'90	W22EPR-U	3088	D19	0,8	IW22	107	VW22
1.8 i Turbo .. / AWD (4x4)	88	EA 82 T		Cat	01/'88-07/'90	W22EPR-U	3088	D19	0,8	IW22	107	VW22
SUZUKI												
ALTO												
0.6 (SS80)	22	F 5 A			06/'82-12/'85	W16EPR-U	3021	D6	0,8	IW16	105	VW16
0.8 (SS80)	27	F 8 A			08/'81-01/'86	W16EPR-U	3021	D6	0,8	IW16	105	VW16
0.8 (SS80) 800	29	F 8 B			06/'82-12/'85	W16EPR-U	3021	D6	0,8	IW16	105	VW16
0.8 (SB308) 800	29	F 8 B (1)			01/'86-'93	W16EPR-U	3021	D6	0,8	IW16	105	VW16
1.0 (SH410) i (Type 1,2,3,4)	39	G 10 B (SOHC) (SPi + MPI)		4 Cyl.	04/'94->	W16EPR-U	3021	D6	0,8	IW16	105	VW16
1.0 (SH410) i (Type 5)	43	(MPI)		4 Cyl.	'00->	K20PR-U	3145	D22	0,8	IK20	104	VK20Y
1.1 (RF410) i 16V		K 10 A (DOHC)		4 Cyl.	'02->	XU22EPR-U	3179	-	0,9	IXU22	108	VXU22
BALENO												
1.3 (SY413) i 16V	63	G 13 B (B)			03/'95-'00	K20PR-U	3145	D22	0,8	IK20	104	VK20Y
1.3 (SY413) i 16V (Type 5)	63	G 13 B (B)		(Euro 3)	'00->	K20PR-U11	3121	D14	1,1	IK20	104	VK20
1.6 (SY416) i 16V	72	G 16 B			03/'95-'00	K20PR-U	3145	D22	0,8	IK20	104	VK20Y
1.6 (SY416) i 16V (Type 5)	72	G 16 B		(Euro 3)	'00->	K20PR-U11	3121	D14	1,1	IK20	104	VK20
1.8 (SY418) i 16V .. / GT	89	J 18 A / G 18 A			03/'95->	K20PR-U11	3121	D14	1,1	IK20	104	VK20
CAPPUCCINO (EA11R/-12R)												
0.6 i 12V	47	F 6 A (T) / K 6 A		3 Cyl. Turbo	03/'94->	XU22EPR-ZU	3242	-	0,8	IXU22	108	VXU22
CARRY												
(ST20)		LJ 50			09/'76-11/'80	W16FP-U	4019	-	0,7	IWF16	159	
0.8 (ST80)		F 8 A			10/'77-11/'80	W16EP-U	3018	D8	0,7	IW16	105	VW16



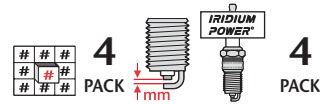
KW



SUZUKI <i>continued</i>											
0.8 (ST90)	27	F 8 A		11/'80-10/'85	W16EPR-U	3021	D6	0,8	IW16	I05	VW16
0.8 (SK408) (Type 1,2)	27	F 8 A		'85-'94	W16EPR-U	3021	D6	0,8	IW16	I05	VW16
1.0 (SK410) (Type 1)	32-33	F 10 A (Carb-F)		10/'85-'94	W16EPR-U	3021	D6	0,8	IW16	I05	VW16
1.0 (SK410) (Type 2,3)	31	F 10 A (Electronic Carb.)	W/W Cat	10/'92->	W16EPR-U	3021	D6	0,8	IW16	I05	VW16
1.0 (SK410) (Type 4)	30	F 10 A	Cat	09/'94->	W16EPR-U	3021	D6	0,8	IW16	I05	VW16
1.3 (GA413) i 16V (Type 1)	59	G 13 BB (SOHC)		09/'98->	K20PR-U	3145	D22	0,8	IK20	I04	VK20Y
CERVO											
	22	F 5 A (3Cyl)	3 Cyl.	'80->	W20EP-U	3043	D4	0,8	IW20	I06	VW20
1.0 SK 410	32	F 10 A		07/'90->	W16EP-U	3018	D8	0,8	IW16	I05	VW16
FRONTE											
SS40				'80->	W16EXR-U	3031	D9	0,8	IW16	I05	VW16
LC20 / SS10				'80->	W20FPR-U	3070	D3	0,7	IWF20	I78	
LC10 / SS / W		360		'80->	W22FSR	4024	-	0,7	IWF22	I79	
LC50 / 2		500		'80->	W22FSR	4024	-	0,7	IWF22	I79	
IGNIS											
1.3 i 16V	61	M 13 A (1328cc)	4 Cyl.	09/'00->	PK20PR-P11	3141	-	1,1			VK20
1.3 i 16V	69	M 13 A (DOHC W/T)		06/'03->	PK20PR-P11	3141	-	1,1			VK20
1.5 i 16V	73-80	M 15 A (DOHC W/T)		06/'03->	PK20PR-P11	3141	-	1,1			VK20
JIMNY											
1.3 i 16V (Wide)	59	G 13 B(B)	4 Cyl.	01/'98->	K20PR-U	3145	D22	0,8	IK20	I04	VK20Y
1.3 i 16V (Wide)	65	M 13 A (1328cc) (Euro-3)	4 Cyl.	09/'00->	PK20PR-P11	3141	-	1,1			VK20
1.3 i 16V	63			08/'05->	VK20	5604	V04	1,1	IK20	I04	VK20
LIANA (AERIO)											
1.3 i 16V	66	M 13 A (1328cc)		'01->	PK20PR-P11	3141	-	1,1			VK20
1.5 i 16V	81	M 15 A (DOHC W/T)		'01->	SK16PR-A11	3400	S8	1,1			VK16
1.6 i 16V	76	M 16 (1586cc)		'01->	PK20PR-P11	3141	-	1,1			VK20
LJ 80											
0.8	29	F 8 B		10/'77-12/'82	W16EPR-U	3021	D6	0,8	IW16	I05	VW16
0.8		F 8 A		01/'80-01/'84	W16EPR-U	3021	D6	0,8	IW16	I05	VW16
SC 100 GX (Cervo)											
1.0 COUPE		F 10 A		05/'79-'83	W16EPR-U	3021	D6	0,8	IW16	I05	VW16
S J											
1.0 410	27-33	F 10 A		09/'81->	W16EPR-U	3021	D6	0,8	IW16	I05	VW16
1.0 410	33	F 10 A	Cat	10/'86->	W20EP-U	3047	D2	0,8	IW20	I06	VW20
1.3 413	47	G 13 (A) (OHC)		09/'84->	W16EPR-U	3021	D6	0,8	IW16	I05	VW16
1.3 413	44-51	G 13 B (OHC)	Cat	08/'86->	W16EPR-U	3021	D6	0,8	IW16	I05	VW16
1.3 413 i	47	G 13 A		12/'92->	W16EPR-U	3021	D6	0,8	IW16	I05	VW16
1.3 413 i	51	G 13 BA	Cat	02/'91->	W20EP-U	3047	D2	0,8	IW20	I06	VW20
SAMURAI											
1.0	33	F 10 A	(E)	07/'84->	W16EPR-U	3021	D6	0,8	IW16	I05	VW16
1.3	47	G 13 BA	(E)	11/'84->	W16EPR-U	3021	D6	0,8	IW16	I05	VW16
1.3	44-47	G 13 B (OHC)	Cat	11/'88->	W16EPR-U	3021	D6	0,8	IW16	I05	VW16
1.3 i	51	G 13 B (OHC)	Cat	09/'91->	W16EPR-U	3021	D6	0,8	IW16	I05	VW16
1.3 i	51	G 13 B (A)	(E)	11/'91-12/'92	W16EPR-U	3021	D6	0,8	IW16	I05	VW16
1.3 i .. / Santana	51	G 13 B (A)		12/'92->	W16EPR-U	3021	D6	0,8	IW16	I05	VW16
1.3 i (Sj)	51	G 13 B (A)		09/'94->	W16EPR-U	3021	D6	0,8	IW16	I05	VW16
SANTANA											
1.0 (Sj 410)	33	F 10 A		01/'85-'88	W16EPR-U	3021	D6	0,8	IW16	I05	VW16
SPLASH											
1.0	48			04/'08->	ZXU20PR11	-	-	1,0	-	-	-
1.2	63			04/'08->	ZXU20PR11	-	-	1,0	-	-	-
SWIFT											
1.0 (1 - SA310)	37	G 10 A (OHC)	W/O Cat	10/'84-03/'89	W20EP-U	3047	D2	0,8	IW20	I06	VW20
1.0 (2 - SF310) SF...	37-39	G 10 (3 Cyl.)		03/'89-09/'91	W20EP-U	3047	D2	0,8	IW20	I06	VW20
1.0 (2 - SF310) i GL	39	G 10 (3 Cyl.)		09/'91-01/'95	W20EP-U	3047	D2	0,8	IW20	I06	VW20
1.0 (2 - SF310) i SF...	40-41	G 10 (3 Cyl.)	Cat	03/'89-09/'91	W20EP-U	3047	D2	0,8	IW20	I06	VW20
1.0 (2 - SF310) i GL	39	G 10 (3 Cyl.) (A)	Cat	01/'95->	W20EP-U	3047	D2	0,8	IW20	I06	VW20
1.0 (2 - SF310) i	39	G 10 A (OHC) (3 Cyl.)	Euro-3	09/'00->	W20EP-U11	3049	D13	1,1	IW20	I06	VW20
1.3 (1 - SA413)	47-54	G 13 A (OHC)		10/'84-03/'89	W20EP-U	3047	D2	0,8	IW20	I06	VW20
1.3 (1 - SA413)	47-50	G 13 B	W/O Cat	08/'86-03/'89	W20EP-U	3047	D2	0,8	IW20	I06	VW20
1.3 (1 - SA413) i 16V / GTi	70-74	G 13 B	W/O Cat	08/'86-03/'89	W20EP-U	3047	D2	0,8	IW20	I06	VW20
1.3 (2 - SF413) GTi / GXi 16V	74-85	G 13 B (DOHC)	W/W Cat	03/'89-12,'91	W20EP-U	3047	D2	0,8	IW20	I06	VW20
1.3 (2 - SF413) SF...	49	G 13 B		'89-'90	W20EP-U	3047	D2	0,8	IW20	I06	VW20
1.3 (2 - SF413) i SF...	50-52	G 13 B	Cat	03/'89-'00	W20EP-U	3047	D2	0,8	IW20	I06	VW20
1.3 (2 - SF413) i GL	50	G 13 B (A)	Cat	08/'94-'00	W20EP-U	3047	D2	0,8	IW20	I06	VW20
1.3 (2 - SF413) GTi / GXi 16V	74-85	G 13 B DOHC	W/O Cat	03/'89-'00	W20EP-U	3047	D2	0,8	IW20	I06	VW20
1.3 (2 - SF410) i 16V	50	G 13 BA / G 13 BB (1298cc)	Euro-3	09/'00->	K20PR-U11	3121	D14	1,1	IK20	I04	VK20
1.3 (2 - SF410) i 16V	65	M 13 A (1328cc)		09/'00->	PK20PR-P11	3141	-	1,1			VK20
1.3 (3 - RS413) i 16V	68	M 13 A		03/'05->	VK20	5604	V04	1,1	IK20	I04	VK20
1.5 (3 - RS415) i 16V	75	M 15 A VVT		03/'05->	VK20	5604	V04	1,1	IK20	I04	VK20
1.6 (2 - SF416) 16V	68	G 16 B (OHC) (Carb.)		11/'89-'91	K20PR-U	3145	D22	0,8	IK20	I04	VK20Y
1.6 (2 - SF416) i 16V	70	G 16 B (OHC) (Injection)	Cat	01/'90->	K20PR-U	3145	D22	0,8	IK20	I04	VK20Y



KW



4



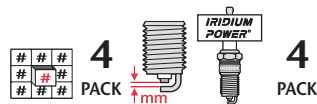
4



SUZUKI <i>continued</i>											
1.6 (3 - RS416) i 16V Sport	92	M 16 A VVT		01/'07->	VK20	5604	V04	1,1	IK20	I04	VK20
SX4											
1.5 i 16V	73	M15A		04/'06->	VK20	5604	V04	1,1	IK20	I04	VK20
1.6 i 16V	79	M18A		04/'06->	VK20	5604	V04	1,1	IK20	I04	VK20
VITARA											
1.6 (SE416)	55	G 16 A (OHC) (Carb. 2V)		'88-'92	W20EPR-U	3047	D2	0,8	IW20	I06	VW20
1.6 (SE416) i	54	G 16 A (OHC)	Cat	'88-'91	W16EPR-U	3021	D6	0,8	IW16	I05	VW16
1.6 (SE416) i	59	G 16 A (OHC)	Cat	'91->	W16EPR-U	3021	D6	0,8	IW16	I05	VW16
1.6 (SE416) i	59	G 16 A (OHC)	Cat	03/'94->	W16EPR-U	3021	D6	0,8	IW16	I05	VW16
1.6 (SE416) i 16V	71	G 16 B (OHC)		09/'91-'00	K20PR-U	3145	D22	0,8	IK20	I04	VK20Y
1.6 (SE416) i 16V	71	G 16 B (OHC)	Cat	09/'91-'00	K20PR-U	3145	D22	0,8	IK20	I04	VK20Y
1.6 (SE416) i 16V (TA02W, TD02W)		G 16 A/B		'00->	PK20PR-P11	3141	-	1,1			VK20
1.6 (SE416) i 16V (E2, E22)		G 16 B (OHC)		'00->	PK20PR-P11	3141	-	1,1			VK20
2.0 (SV420) i 16V		J 20 A (DOHC)		01/'98->	K20PR-U	3145	D22	0,8	IK20	I04	VK20Y
2.0 (SV620) i V-6 24V (. / Long)	100	H 20 A		03/'95->	K20PR-U	3145	D22	0,8	IK20	I04	VK20Y
GRAND VITARA											
1.6 (SQ416Q) i 16V (Type 2)	69	G 16 B (OHC)	(CH No. 470.000->)	'00->	PK20PR-P11	3141	-	1,1			VK20
1.6 (SQ416V) i 16V (Type 2)	69	G 16 B (OHC)	(CH No. 150.000->)	'00->	PK20PR-P11	3141	-	1,1			VK20
1.6 (JB416) i 16V	78	M 16 A VVT		09/'05->	VK20	5604	V04	1,1	IK20	I04	VK20
2.0 (SQ420W) i 16V	100	J 20 A (DOHC MPI)		03/'97-'00	K20PR-U11	3121	D14	1,1	IK20	I04	VK20
2.0 (SQ420W) i 16V (Type 2)	94	J 20 A (DOHC MPI)	(CH No. 150.000->)	'00->	PK20PR-P11	3141	-	1,1			VK20
2.0 (JB420) i 16V	103	M 20 A		09/'05->	SK16PR-A11	3400	S8	1,1			VK16
2.5 (SQ625W) i V-6 24V	106	H 25 A (DOHC MPI)		03/'97-'00	K20PR-U11	3121	D14	1,1	IK20	I04	VK20
2.5 (SQ625W) i V-6 24V	106	H 25 A (DOHC MPI)	(CH No. 150.000->)	'00->	PK20PR-P11	3141	-	1,1			VK20
2.7 (JA627) i V-6 24V	125	H 27 A (DOHC MPI)		'00->	SK16PR-A11	3400	S8	1,1			VK16
WAGON R+											
1.0 (SR410) i 16V (Type 1,2)	48	K 10 A	4 Cyl.	09/'97-'01	XU22EPR-U	3179	-	0,9	IXU22	I08	VXU22
1.0 (RB310) i 12V	39	G 10 A (3 Cyl.)	Euro-3	09/'03->	W20EPR-U11	3049	D13	1,1	IW20	I06	VW20
1.0 (RB310) i 12V	44	Z 10 XEP	3-cyl.	03/'05->	KJ16CR-L11	3132	D35	0,9	IK16	I03	VK16
1.2 (SR412) i 16V (Type 1,2)	51	K 12 A	4 Cyl.	04/'97-'01	XU22EPR-U	3179	-	0,9	IXU22	I08	VXU22
1.2 (RB412) i 16V	59	Z 12 XEP		03/'05->	KJ16CR-L11	3132	D35	0,9	IK16	I03	VK16
1.3 (RB413) i 16V	56	G 13 BB	4 Cyl.	04/'00->	K20PR-U11	3121	D14	1,1	IK20	I04	VK20
1.3 i 16V	69	M 13 A VVT	4 Cyl.	09/'03->	VK20	5604	V04	1,1	IK20	I04	VK20
X-90 (SZ416 / LA)											
1.6 i 16V	71	G 16 B		09/'95->	K20PR-U	3145	D22	0,8	IK20	I04	VK20Y
TATRA											
P 50											
ALL					M17	5002	-	0,6			
TATRA											
ALL		Ø 18mm thread			L14-U	5000	-	0,6			
ALL		Ø 14mm thread			W16FS-U	3034	-	0,6	IWF16	I59	
ALL Tatrapian					W16FS-U	3034	-	0,6	IWF16	I59	
TOFAS											
SERCE											
1.3 (124)	48			09/'83->	W20EP-U	3043	D4	0,7	IW20	I06	VW20
TEMPRA											
1.6 SX / SW	64	OHC		10/'90->	W22EPR-U	3088	D19	0,7	IW22	I07	VW22
2.0 i.e.	88			07/'92->	W22EPR-U	3088	D19	0,7	IW22	I07	VW22
TIPO											
1.4 S	53	OHC		'94->	W22EPR-U	3088	D19	0,7	IW22	I07	VW22
DOGAN											
1.6 (131)	55	131 C 2.000		03/'81->	W20EP-U	3043	D4	0,7	IW20	I06	VW20
1.6	55			06/'92->	W22EPR-U	3088	D19	0,7	IW22	I07	VW22
1.6 S	63	OHC		'96->	W22EPR-U	3088	D19	0,7	IW22	I07	VW22
KARTAL											
1.6 (131)	55			03/'81-06/'92	W20EP-U	3043	D4	0,7	IW20	I06	VW20
1.6	55			06/'92->	W22EPR-U	3088	D19	0,7	IW22	I07	VW22
SAHIN / SHAIN											
1.3	47			'91-'92	W20EP-U	3043	D4	0,7	IW20	I06	VW20
1.6	55			02/'82->	W20EP-U	3043	D4	0,7	IW20	I06	VW20
TOYOTA											
4-RUNNER (TRUCK)											
2.4 (RN5#,6#,7#)		22R#		08/'83-03/'89	W16EXR-U	3031	D9	0,8	IW16	I05	VW16
2.4 (RN8#,9#,12#)	75	22R#		08/'88-01/'95	W16EXR-U	3031	D9	0,8	IW16	I05	VW16
2.4 i (RN10#,11#,13#)	75	22RE		08/'88-11/'95	W16EXR-U	3031	D9	0,8	IW16	I05	VW16
2.7 i (RZN18#)	107	3RZ-FE (EGR)		11/'95->	K16R-U	3119	D30	0,8	IK16	I03	VK16
3.0 i V-6 (VN6#)	105	3VZ-E		11/'87-08/'88	Q16R-U	3129	-	0,8	IQ16	I01	VQ16
3.0 i V-6 (VN61)	105	3VZ-E		08/'88-03/'89	K16R-U	3119	D30	0,8	IK16	I03	VK16
3.0 i V-6 (VZN85,9#,120)	105	3VZ-E		08/'88-11/'95	K16R-U	3119	D30	0,8	IK16	I03	VK16



KW

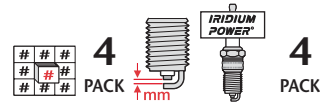


TOYOTA continued												
3.0	i V-6 (VZN10#,110,13#)	105	3VZ-E		08/'88-11/'95	K16R-U	3119	D30	0,8	IK16	103	VK16
3.4	i V-6 24V (VZN18#)	131	5VZ-FE (DOHC)		11/'95->	K16TR11	3194	-	1,1	IK16	103	VK16
AURIS												
1.4	i 16V	71	4ZZ-FE		10/'06->	K16R-U11	3120	D32	1,1	IK16	103	VK16
1.6	i 16V	91	1ZR-FE		10/'06->	SC20HR11			1,1			
AVENSIS												
1.6 (1)	i 16V (AT220)	81	4A-FE (DOHC)	LHD, Linea Terra	10/'97-07/'00	K16R-U11	3120	D32	1,1	IK16	103	VK16
1.6 (1)	i 16V (AT220)	81	4A-FE (DOHC)		10/'97-07/'00	K20R-U	3122	D31	0,9	IK20	104	VK20Y
1.6 (1)	i 16V (AT220)	79	4A-FE (DOHC) Leanburn	Use only Iridium	10/'97-07/'00	SK20R-P13	3298	-	1,3			
1.6 (1B)	i 16V (ZZT22#)	81	3ZZ-FE (DOHC VVT-i)		07/'00-01/'03	K16R-U11	3120	D32	1,1	IK16	103	VK16
1.6 (2)	i 16V (ZZT25#)	81	3ZZ-FE (DOHC VVT-i)		01/'03->	K16R-U11	3120	D32	1,1	IK16	103	VK16
1.8 (1)	i 16V (AT221)	81	7A-FE (DOHC) Leanburn	Use only Iridium	10/'97-07/'00	SK20R-P13	3298	-	1,3			
1.8 (1B)	i 16V (ZZT22#)	95	1ZZ-FE (DOHC VVT-i)		07/'00-01/'03	K16R-U11	3120	D32	1,1	IK16	103	VK16
1.8 (2)	i 16V (ZZT25#)	105	1ZZ-FE (DOHC VVT-i)		01/'03->	K16R-U11	3120	D32	1,1	IK16	103	VK16
2.0 (1)	i 16V (ST220)	94	3S-FE (DOHC)		10/'97-07/'00	K20TR11	3195	-	1,1	IK20	104	VK20
2.0 (1)	i 16V (ST220)	94	3S-FE (DOHC)	LHD 100.000 km	10/'97-01/'03	PK20TR11	3253	-	1,1	SK20R-P11	S5	VK20
2.0 (1B)	i 16V (AZT220) D-4	110	1AZ-FSE (DOHC VVT-i D4)	Direct injection	07/'00-01/'03	SK20BR11*	3355	S11	1,1			VKB20*
2.0 (1B)	i 16V (ACM20)	110	1AZ-FE (DOHC VVT-i)	VERSO	05/'01->	SK20R11	3297	-	1,1			VK20
2.0 (2)	i 16V (ATZ250)	110	1AZ-FE (DOHC VVT-i)		01/'03->	SK20R11	3297	-	1,1			VKB20
2.0 (2)	i 16V (ATZ250) D-4	110	1AZ-FSE (DOHC VVT-i D4)	Direct injection	01/'03->	SK20BR11*	3355	S11	1,1			VKB20*
AYGO												
1.0	i 12V (KGB10)	50	1KR-FE (DOHC VVT-i)	3 cyl.	03/'05->	K20HR-U11	3381	D118	1,1	IKH20	144	VKH20
CAMRY												
1.8 (1)	(SV1#)	66	1SL		10/'82-10/'86	W16EXR-U	3031	D9	0,8	IW16	105	VW16
1.8 (1)	(SV20)	66	1S		10/'86-08/'88	W16EXR-U	3031	D9	0,8	IW16	105	VW16
2.0 (1)	(SV1#)	72-79	2S#		10/'82-10/'86	W16EXR-U	3031	D9	0,8	IW16	105	VW16
2.0 (1)	i (SV11)	72	2S-ELC	Cat	01/'83-07/'86	W16EXR-U11	3032	D86	1,1	IW16	105	VW16
2.0 (2)	i 16V (SV21)	94	3S-FE (DOHC)		10/'86-06/'91	Q20R-U11	3009	-	1,1	IQ20	102	VQ20
2.0 (2)	i 16V 4WD (SV25)	89	3S-FE (DOHC) (3 Way Cat US'83)	G, Cat	08/'88-06/'91	Q16R-U11	3006	-	1,1	IQ16	101	VQ16
2.0 (2)	i 16V (SV25)	89	3S-FE (DOHC)	(D) Cat	10/'87-08/'88	Q16R-U11	3006	-	1,1	IQ16	101	VQ16
2.0 (2)	i 16V (SV25)	94	3S-FE (DOHC)	Europe	10/'87-06/'91	Q20R-U11	3009	-	1,1	IQ20	102	VQ20
2.0 (5)	i 16V (ACV3#)	110	1AZ-FE (DOHC VVT-i)		08/'01->	SK20R11	3297	-	1,1			VK20
2.2 (3)	i 16V (SXV10)	100	5S-FE (DOHC)		06/'91-08/'96	K20R-U11	3139	-	1,1	IK20	104	VK20
2.2 (3)	i 16V (SXV10)	100	5S-FE (DOHC)	JPP	06/'91-08/'96	PK20R11	3128	P6	1,1	SK20R11	S2	VK20
2.2 (4)	i 16V (SXV20)	96	5S-FE (DOHC)		08/'96-09/'01	K20TR11	3195	-	1,1	IK20	104	VK20
2.2 (4)	i 16V (SXV20)	96	5S-FE (DOHC)	100.000 km	08/'96-09/'01	PK20TR11	3253	-	1,1	SK20R-P11	S5	VK20
2.4 (5)	i 16V (ACV3#)	112	2AZ-FE (DOHC VVT-i)		08/'01->	SK20R11	3297	-	1,1			VK20
2.4 (6)	i 16V (ACV40)	118	2AZ-FE (VVT-i)		01/'06->	SK20R11	3297	-	1,1			VK20
2.5 (2)	i V-6 24V (VZV21)	118	2VZ-FE (DOHC)	Cat	02/'88-06/'91	PQ20R	3117	-	1,1			VQ20
3.0 (3)	i V-6 24V (VCV10)	138	3VZ-FE (DOHC)		06/'91-08/'96	PQ20R	3117	-	1,1			VQ20
3.0 (3)	i V-6 24V (MCV10)	138	1MZ-FE (DOHC)		08/'93-08/'95	PK20R11	3128	P6	1,1	SK20R11	S2	VK20
3.0 (3)	i V-6 24V (MCV10)	138	1MZ-FE (DOHC)		08/'95-08/'96	PK20TR11	3253	-	1,1	SK20R-P11	S5	VK20
3.0 (4)	i V-6 24V (MCV20)	140	1MZ-FE (DOHC)		08/'96-09/'01	PK20TR11	3253	-	1,1	SK20R-P11	S5	VK20
3.0 (5)	i V-6 24V (MCV30)	137	1MZ-FE (DOHC VVT-i)		08/'01->	SK20R11	3297	-	1,1			VK20
3.5 (6)	i V-6 24V (GSV40)	200	2GR-FE (VVT-i)		01/'06->	FK20HR11	3426	S35	1,1			
CARINA												
1.4	(TA1#)		T		12/'70-07/'72	W20EX-U	3062	D25	0,8	IW20	106	VW20
1.4	(TA1#)		T		08/'72-09/'75	W16EX-U	3203	D24	0,8	IW16	105	VW16
1.6	(TA1#)		2T		12/'70-07/'72	W20EX-U	3062	D25	0,8	IW20	106	VW20
1.6	(TA1#)	55	2T#		08/'72-09/'75	W16EX-U	3203	D24	0,8	IW16	105	VW16
1.6	(TA12)	58	2T	Europe	01/'74-09/'75	W16EXR-U	3031	D9	0,8	IW16	105	VW16
1.6	(TA1#)	55	2T#		10/'75-07/'77	W16EXR-U	3031	D9	0,8	IW16	105	VW16
1.6	(TA40 / TA4#)	55	2T#		08/'77-07/'81	W16EXR-U	3031	D9	0,8	IW16	105	VW16
1.6	(TA6#)	55	2T		08/'81-09/'83	W16EXR-U	3031	D9	0,8	IW16	105	VW16
1.8	(TA4#, TA6#)	57	3T, TC		08/'79-09/'83	W16EXR-U	3031	D9	0,8	IW16	105	VW16
CARINA II												
1.6	(AT151 / AT15)	62	4A-L, 4A-#	EUR	10/'83-11/'87	W16EXR-U	3031	D9	0,8	IW16	105	VW16
1.6	(AT151)	55	4A-LC	Cat	08/'86-11/'87	W16EXR-U11	3032	D86	1,1	IW16	105	VW16
1.6	16V (AT171)	70	4A-F (DOHC)	Not for Europe	12/'87-11/'89	Q16R-U11	3006	-	1,1	IQ16	101	VQ16
1.6	16V (AT171)	70	4A-F (DOHC)		12/'87-11/'92	Q16AR-U	3235	-	0,8	IK16	103	VK16
1.6	i 16V (AT171)	72-75	4A-FE (DOHC) Leanburn		12/'87-11/'92	PQ20R13	3244	-	1,3			VQ20
1.6	i 16V (AT171)	72	4A-FE (DOHC) (EGR)		11/'89-11/'92	Q16R-U	3129	-	0,8	IQ16	101	VQ16
1.8	(ST15#)	74	1SE / 1S#		10/'83-11/'87	W16EXR-U	3031	D9	0,8	IW16	105	VW16
2.0	i (ST15#)	79	2S-EL		10/'83-11/'87	W16EXR-U	3031	D9	0,8	IW16	105	VW16
2.0	i 16V (ST171)	89-93	3S-FE (DOHC)	W/W Cat	12/'87-03/'92	Q20R-U11	3009	-	1,1	IQ20	102	VQ20
CARINA E												
1.5	i 16V (AT210)		5A-FE (DOHC)		08/'96-11/'98	K16R-U11	3120	D32	1,1	IK16	103	VK16
1.6	i 16V (AT190)	85	4A-FE (DOHC) (*EX-USSR)	UKP..LHD	01/'96-10/'97	K16R-U11	3120	D32	1,1	IK16	103	VK16
1.6	i 16V (AT190)	85	4A-FE (DOHC)		02/'92-10/'97	K20R-U	3122	D31	0,8	IK20	104	VK20Y
1.6	i 16V (AT190)	79	4A-FE (DOHC) Leanburn		02/'92-10/'97	PK20R13	3226	P25	1,3	SK20R-P13	S6	SK20R-P13
1.6	i 20V GT (AT210)	120	4A - GE / FE (DOHC)		08/'96-11/'01	PK20R11	3128	P6	1,1	IK20	104	VK20
1.8	i 16V (AT191)	79	7A-FE (DOHC) Leanburn		08/'93-10/'97	PK20R13	3226	P25	1,3	SK20R-P13	S6	SK20R-P13

* Only available in RU, TR and ISR



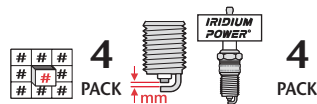
KW



TOYOTA continued												
1.8	i 16V (AT210)		7A-FE (DOHC) Leanburn		08/'93-10/'97	PK16TR13	3350	P38	1,3	IK16	I03	VK16
2.0	i 16V (ST191)	98	3S-FE (DOHC)		02/'92-10/'97	K20R-U11	3139	-	1,1	IK20	I04	VK20
2.0	i 16V (ST191)	98	3S-FE (DOHC)	UKP..LHD	01/'96-10/'97	PK20R11	3128	P6	1,1	SK20R11	S2	VK20
2.0	GTi (16V) (ST191)	116-129	3S-GE (DOHC)	JPP..(SED,LB)	02/'92-01/'96	PK20R8	3127	P26	0,8			VK20Y
2.0	i 16V (ST215)		3S-FE (DOHC)		02/'92-10/'97	K20TR11	3195	D94	1,1	IK20	I04	VK20
CAVALIER												
2.4	i 16V (TJG00)	111	T2 (MPI) (DOHC)	(J)	'96-00	PT16EPR-L13	5070	P18	1,3	IT16	I25	VT16
CELICA												
1.6 (2)	(RA40)	55-63	2T,2TB		08/'77-07/'81	W16EXR-U	3031	D9	0,8	IW16	I05	VW16
1.6 (2)	(TA40,RA40)	79	2T-G (DOHC)		08/'77-07/'81	W20EXR-U	3211	D26	0,8	IW20	I06	VW20
1.6 (3)	(TA60*,SA63,RA60)	55-63	2T#	(AUS)	08/'81-07/'85	W16EXR-U	3031	D9	0,8	IW16	I05	VW16
1.6 (3)	i 16V (AA63)	96	4A-GE (DOHC)		08/'83-07/'85	Q20R-U11	3009	-	1,1	IQ20	I02	VQ20
1.6 (4)	(AT160)	62	4A-L		08/'85-08/'89	W16EXR-U	3031	D9	0,8	IW16	I05	VW16
1.6 (4)	i 16V (AT160,ST162)	88-91	4A-GEL, 4A-GELL (DOHC)		08/'85-08/'87	Q20R-U11	3009	-	1,1	IQ20	I02	VQ20
1.6 (4)	i 16V (AT160)	85	4A-GELC (DOHC)	Cat	08/'87-08/'89	PQ16R	3005	-	1,1			VQ16
1.6 (5)	i 16V (AT180)	72-77	4A-FE (DOHC)	W/W Cat	10/'89-11/'93	Q16R-U	3129	-	0,8	IQ16	I01	VQ16
1.8 (6)	i 16V (AT200)	85	7A-FE (DOHC)		11/'93->	K20R-U	3122	D31	0,8	IK20	I04	VK20Y
1.8 (7)	i 16V (ZZT230)	105	1ZZ-FE (DOHC WVT-i)		08/'99->	K16R-U11	3120	D32	1,1	IK16	I03	VK16
1.8 (7)	i 16V (ZZT231)	140	2ZZ-GE (DOHC VVT-Li)		08/'00->	SK20R11	3297	-	1,1			VK20
2.0 (2)	(RA40)	66	18R,18RC	EUR	08/'77-07/'81	W16EXR-U	3031	D9	0,8	IW16	I05	VW16
2.0 (2)	(TA40,RA40)	86-88	18RG		08/'77-07/'81	W20EXR-U	3211	D26	0,8	IW20	I06	VW20
2.0 (3)	(RA6#)	77-88	18RG, 21R#		08/'81-08/'84	W20EXR-U	3211	D26	0,8	IW20	I06	VW20
2.0 (3)	(RA6#)	77-88	21R#		08/'84-07/'85	W16EXR-U	3031	D9	0,8	IW16	I05	VW16
2.0 (3)	(TA60*,SA63,RA60)	72-88	2S-C, 21RC	(AUS)	08/'81-07/'85	W16EXR-U	3031	D9	0,8	IW16	I05	VW16
2.0 (4)	i 16V GT-4 (ST165)	136	3S-GTE (DOHC)	Turbo, Cat	10/'87-08/'89	PQ16R8	3123	-	0,8			
2.0 (4)	i 16V (ST162)	103	3S-GELC (DOHC)	(D) Cat	08/'85-08/'87	PQ16R	3005	-	1,1			VQ16
2.0 (4)	i 16V (ST162)	103	3S-GELC (DOHC)	Cat	08/'87-08/'89	Q20R	3117	-	1,1			VQ20
2.0 (4)	i 16V (AT160,ST162)	110	3S-GEL (DOHC)		08/'85-08/'89	Q20R-U11	3009	-	1,1	IQ20	I02	VQ20
2.0 (5)	i 16V GT (ST182)	115	3S-GE (DOHC) (W=Europe)	W	10/'89-11/'93	K20R-U	3122	D31	0,8	IK20	I04	VK20Y
2.0 (5)	i 16V GT (ST18#)	125	3S-G# (DOHC) (G=3 Way Cat US'83)	G	10/'89-11/'93	PK20R8	3127	P26	0,8			VK20Y
2.0 (5)	i 16V GT-4 (G)	150	3S-GTE (DOHC)	Turbo, Cat	10/'89-11/'93	PK20R8	3127	P26	0,8			VK20Y
2.0 (6)	i 16V GT (ST20#)	115-129	3S-G# (DOHC)		11/'93->	PK20R8	3127	P26	0,8			VK20Y
2.0 (6)	i 16V GT (ST202)	129	3S-GE (DOHC)		06/'96->	PK20R8	3127	P26	0,8			VK20Y
2.0 (6)	i 16V GT-4	150-178	3S-GTE (DOHC)	Turbo, Cat	11/'93->	PK20R8	3127	P26	0,8			VK20Y
2.4 (3)	i (RA6#)	81	22REC		08/'84-07/'85	W16EXR-U	3031	D9	0,8	IW16	I05	VW16
2.8 (3)	i (MA61)	103	5M-E	6 Cyl.	08/'83-10/'83	W14EXR-U	3013	-	0,8	IW16	I05	VW16
2.8 (3)	i (MA61)	103	5M-E	6 Cyl.	10/'83-12/'85	W16EXR-U	3031	D9	0,8	IW16	I05	VW16
2.8 (3)	i (MA61)	125	5M-GE (DOHC)	6 Cyl.	12/'81-12/'85	W20EXR-U	3211	D26	0,8	IW20	I06	VW20
CENTURY												
5.0	i V-12 48V (GZG50)	206	1GZ-FE (DOHC WVT-i)		'97->	SK16R-P11	3353	S4	1,1			VK16
COASTER												
2.0	(RB1#)		5R		08/'77-04/'82	W16EX-U	3203	D24	0,8	IW16	I05	VW16
2.2	(RB1#)		20R		08/'77-04/'82	W16EX-U	3203	D24	0,8	IW16	I05	VW16
2.4	(RB1#,RB20)		22R		08/'77-04/'82	W16EX-U	3203	D24	0,8	IW16	I05	VW16
2.7	(RZB40,50)	107	3RZF (DOHC)		09/'93->	K16R-U	3119	D30	0,8	IK16	I03	VK16
4.0	(FB30)		3F	6 Cyl.	10/'86-01/'93	W14EXR-U	3013	-	0,8	IW16	I05	VW16
COROLLA & TRUENO												
1.2	(KE3#,50)	40	3KC	SDN	08/'74-08/'79	W16EXR-U	3031	D9	0,8	IW16	I05	VW16
1.2	(KE3#,50)	40	3KH	EUR	08/'74-07/'81	W16EXR-U	3031	D9	0,8	IW16	I05	VW16
1.2	(KE3#)	40	3KH (Ireland spec.)	RHD	05/'78-07/'81	W16EXR-U	3031	D9	0,8	IW16	I05	VW16
1.2	(KE35,TE47,51)		3KB (Twin carb.)	98 octane	08/'74-08/'79	W16EXR-U	3031	D9	0,8	IW16	I05	VW16
1.3	(KE38,55)		4K-C		08/'78-12/'80	W16EX-U	3203	D24	0,8	IW16	I05	VW16
1.3	(KE38,55)		4K-C		12/'80-07/'81	W14EX-U	3202	-	0,8	IW16	I05	VW16
1.6	(TE47) (KE35,TE47,51)		2T,2TB		08/'74-08/'79	W16EXR-U	3031	D9	0,8	IW16	I05	VW16
1.6	(TE47)		2T-G (DOHC)		08/'74-02/'79	W20EXR-U	3211	D26	0,8	IW20	I06	VW20
COROLLA												
1.3 (4)	(KE70E)	48	4K		09/'79-07/'87	W16EXR-U	3031	D9	0,8	IW16	I05	VW16
1.3 (4)	(KE70E)	44	4K-C	(CH)(S)	08/'81-07/'87	W14EXR-U	3013	-	0,8	IW16	I05	VW16
1.3 (5)	(AE8#)	51	2A-L / 2A#		05/'83-05/'85	W16EXR-U	3031	D9	0,8	IW16	I05	VW16
1.3 (5)	(AE8#)		2A-LC	Cat	11/'84-07/'88	W16EXR-U11	3032	D86	1,1	IW16	I05	VW16
1.3 (5)	12V (EE80)	55	2E-L		10/'84-07/'88	W20EXR-U	3211	D26	0,8	IW20	I06	VW20
1.3 (5)	12V / i 12V (EE80)	55	2E#	Europe	10/'84-04/'87	W20EXR-U11	3212	D10	1,1	IW20	I06	VW20
1.3 (6)	i 12V (EE90)	55	2E-E (Injection)	Cat	08/'89-06/'92	W16EXR-U	3031	D9	0,8	IW16	I05	VW16
1.3 (6)	12V (EE90)	55	2E		05/'87-06/'92	W16EXR-U11	3032	D86	1,1	IW16	I05	VW16
1.3 (7)	12V (EE100)	55	2E		05/'92-05/'95	W16EXR-U11	3032	D86	1,1	IW16	I05	VW16
1.3 (7)	i 16V (EE101)	65	4E-FE		05/'92-04/'97	K16R-U	3119	D30	0,8	IK16	I03	VK16
1.3 (8)	12V (EE110)	55	2E	(Japan)	04/'97-01/'97	W16EXR-U11	3032	D86	1,1	IW16	I05	VW16
1.3 (8)	i 16V (EE111)	63	4E-FE (DIS ignition)		04/'97-11/'99	K16TR11	3194	-	1,1	IK16	I03	VK16
1.4 (8B)	i 16V (ZZE111)	71	4ZZ-FE (DOHC WVT-i)		10/'99-01/'02	K16R-U11	3120	D32	1,0	IK16	I03	VK16
1.4 (9)	i 16V (ZZE120)	71	4ZZ-FE (DOHC WVT-i)		11/'01->	K16R-U11	3120	D32	1,1	IK16	I03	VK16
1.6 (4)	(AE71E)	58-64	4A#		05/'83-07/'87	W16EXR-U	3031	D9	0,8	IW16	I05	VW16
1.6 (4)	(KE70E,TE71E,72E*)	54-62	2T,2TB		08/'79-02/'85	W16EXR-U	3031	D9	0,8	IW16	I05	VW16



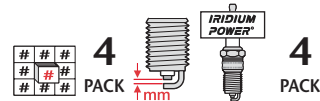
KW



TOYOTA continued												
1.6 (4)	(TE71E)	80-85	2T-G (DOHC)		08/'79-05/'83	W20EXR-U	3211	D26	0,8	IW20	106	VW20
1.6 (5)	(AE8#)	62-54	4A-L, 4A-LC		05/'83-04/'87	W16EXR-U	3031	D9	0,8	IW16	105	VW16
1.6 (5)	(AE82)	54	4A-LC	Cat	04/'85-04/'87	W16EXR-U11	3032	D86	1,1	IW16	105	VW16
1.6 (5)	i 16V (AE82)	85	4A-GELC (DOHC)	Cat	11/'85-07/'88	PQ16R	3005	-	1,1			VQ16
1.6 (5)	i 16V (AE82)	91	4A-GEL (DOHC)		10/'84-07/'88	Q20R-U11	3009	-	1,1	IQ20	102	VQ20
1.6 (6)	16V (AE92)	66	4A-F (DOHC)		08/'87-08/'89	Q16R-U11	3006	-	1,1	IQ16	101	VQ16
1.6 (6)	16V (AE92)	66	4A-F (DOHC)	2 Way Cat	05/'87-05/'92	QJ16AR-U	3235	-	0,8	IK16	103	VK16
1.6 (6)	i 16V 4WD (AE95)		4A-FE (DOHC)		10/'87-08/'95	Q16R-U	3129	-	0,8	IQ16	101	VQ16
1.6 (6)	16V 4WD (AE95)		4A-F (DOHC)		09/'90-05/'92	QJ16AR-U	3235	-	0,8	IK16	103	VK16
1.6 (6)	i 16V (AE92)	70-77	4A-FE (DOHC)	Cat	08/'89-06/'92	Q16R-U	3129	-	0,8	IQ16	101	VQ16
1.6 (6)	i 16V (AE92)	85-92	4A-GE (DOHC)	Cat	05/'87-08/'89	PQ16R	3005	-	1,1			VQ16
1.6 (6)	i 16V (AE92)	85-92	4A-GE (DOHC)	Cat	08/'89-05/'92	PK20R8	3127	P26	0,8			VK20Y
1.6 (6)	i 16V (AE92)	85-92	4A-GE (DOHC)		05/'87-08/'89	Q20R-U11	3009	-	1,1	IQ20	102	VQ20
1.6 (6)	i 16V (AE92)	85-92	4A-GE (DOHC)		08/'89-11/'92	K20R-U	3122	D31	0,8	IK20	104	VK20Y
1.6 (7)	i 16V (AE10#)	84-85	4A-FE (DOHC)		05/'92-04/'97	K20R-U	3122	D31	0,8	IK20	104	VK20Y
1.6 (8)	i 16V (AE111)	79-81	4A-FE (DOHC)		04/'97-11/'99	K20R-U	3122	D31	0,8	IK20	104	VK20Y
1.6 (8)	i 20V GT (AE111)	120	4A-GE	(j)	04/'97-11/'99	PK20R11	3128	P6	1,1	IK20	104	VK20
1.6 (8B)	i 16V (ZZE112)	81	3ZZ-FE (DOHC WT-i)		10/'99-01/'02	K16R-U11	3120	D32	1,1	IK16	103	VK16
1.6 (9)	i 16V (ZZE121)	81	3ZZ-FE (DOHC WT-i)		09/'01->	K16R-U11	3120	D32	1,1	IK16	103	VK16
1.8 (4)	(KE70E,TE71E*,72E*)	70	3TC, 3T#		09/'79-02/'85	W16EXR-U	3031	D9	0,8	IW16	105	VW16
1.8 (7)	i 16V (AE10#)	85	7A-FE (DOHC)		05/'92-04/'97	K20R-U	3122	D31	0,8	IK20	104	VK20Y
1.8 (8)	i 16V (AE11#)	84	7A-FE (DOHC)		04/'97-01/'02	K20R-U	3122	D31	0,8	IK20	104	VK20Y
1.8 (9)	i 16V (ZZE123)	140	2ZZ-GE (DOHC WTL-i)		11/'01->	SK20R11	3297	-	1,1			VK20
1.8 (9)	i 16V (ZZT12#)	105	1ZZ-FE (DOHC WT-i)		09/'01->	K16R-U11	3120	D32	1,1	IK16	103	VK16
COROLLA SDN (10)												
1.4 (10)	i 16V	71	4ZZ-FE		11/'06->	K16R-U11	3120	D32	1,1	IK16	103	VK16
1.6 (10)	i 16V	91	1ZR-FE		11/'06->	SC20HR11			1,1			
CORONA												
1.6	(RT100,110,116)		12R		08/'73-11/'75	W16EX-U	3203	D24	0,8	IW16	105	VW16
1.6	(RT100,110,116)		12R#		11/'75-08/'78	W16EX-U	3203	D24	0,8	IW16	105	VW16
1.6	(RT130,132)		12R#		09/'78-05/'82	W16EXR-U	3031	D9	0,8	IW16	105	VW16
1.6	(TT13#,RT133)		2T		08/'79-01/'83	W16EXR-U	3031	D9	0,8	IW16	105	VW16
1.8	(TT132)		3T		09/'78-12/'78	W16EXR-U	3031	D9	0,8	IW16	105	VW16
1.8	(TT132)		3T		12/'78-08/'79	W16EXR-U	3031	D9	0,8	IW16	105	VW16
1.8	(TT132, TT13#)		3T		08/'79-09/'79	W16EXR-U	3031	D9	0,8	IW16	105	VW16
1.8	(TT13#,RT133)		3T		09/'79-01/'83	W16EXR-U	3031	D9	0,8	IW16	105	VW16
1.8	(RT102,104,112,114,117,118)		16R		08/'73-07/'74	W16EXR-U	3031	D9	0,8	IW16	105	VW16
1.8	(RT102,117)		16R		07/'74-09/'75	W16EXR-U	3031	D9	0,8	IW16	105	VW16
1.8	(RT102,104,114,118)		16R	-EUR	09/'75-01/'77	W20EX-U	3062	D25	0,8	IW20	106	VW20
1.8	(RT102)		16R		01/'77-08/'77	W16EX-U	3203	D24	0,8	IW16	105	VW16
1.8	(RT102)		16R		08/'77-05/'79	W16EXR-U	3031	D9	0,8	IW16	105	VW16
2.0	(RT102,104,112,114,117,118)		18R		08/'73-09/'75	W16EX-U	3203	D24	0,8	IW16	105	VW16
2.0	(RT104,118)		18R		09/'74-09/'75	W16EXR-U	3031	D9	0,8	IW16	105	VW16
2.0	(RT104,118)		18R#	Europe	09/'75-01/'77	W20EXR-U	3211	D26	0,8	IW20	106	VW20
2.0	(RT104,114,118)		18R		01/'77-08/'77	W16EXR-U	3031	D9	0,8	IW16	105	VW16
2.0	(RT104,114,118)		18R	(EUR) (SA)	08/'77-05/'79	W16EXR-U	3031	D9	0,8	IW16	105	VW16
2.0	(RT130,132)		18R#		09/'78-05/'82	W16EXR-U	3031	D9	0,8	IW16	105	VW16
2.0	(RT104,118)		18RC		01/'77-04/'77	W20EXR-U	3211	D26	0,8	IW20	106	VW20
2.0	(RT104,118)		18RC	(S)	04/'77-08/'77	W16EXR-U	3031	D9	0,8	IW16	105	VW16
2.0	(RT104,118)		18RC	(S)	08/'77-08/'78	W16EXR-U	3031	D9	0,8	IW16	105	VW16
2.0	(TT13#,RT133)		21RC		09/'79-01/'83	W16EXR-U	3031	D9	0,8	IW16	105	VW16
2.0	i 16V (ST210)		3S-FSE (D-4) (Direct injection)	(j)	09/'97->	PK20GR8	3326	-	0,8			
CORONA FR												
1.6	(RT140)		12RM		06/'82-12/'83	W16EX-U	3203	D24	0,8	IW16	105	VW16
1.6	(TT14#,ST141,RT142)		2T		01/'82-08/'85	W16EXR-U	3031	D9	0,8	IW16	105	VW16
1.8	(YT140)		2Y		12/'86->	W16EXR-U	3031	D9	0,8	IW16	105	VW16
1.8	(TT14#,ST141,RT142)	63	3T		01/'82-08/'85	W16EXR-U	3031	D9	0,8	IW16	105	VW16
2.0	(ST141,RT142)		2S		08/'85->	W16EXR-U	3031	D9	0,8	IW16	105	VW16
2.0	(TT14#,ST141,RT142)		2S-C		01/'82-08/'85	W16EXR-U	3031	D9	0,8	IW16	105	VW16
2.0	(ST141)		2S-C		08/'85-12/'86	W16EXR-U11	3032	D86	1,1	IW16	105	VW16
2.4	i (TT14#,ST141,RT142)	81	22REC		01/'82-08/'85	W16EXR-U	3031	D9	0,8	IW16	105	VW16
2.4	i (ST141,RT142)	81	22REC		08/'85->	W16EXR-U	3031	D9	0,8	IW16	105	VW16
CORONA (& CARINA 2)												
1.6	(AT151)	62	4A-L		10/'83-05/'85	W16EXR-U	3031	D9	0,8	IW16	105	VW16
1.6	(AT151)	62	4A-L		05/'85-11/'87	W16EXR-U	3031	D9	0,8	IW16	105	VW16
1.6	(AT151)	62	4A-L	Europe	08/'86-11/'87	W16EXR-U	3031	D9	0,8	IW16	105	VW16
1.6	(AT15)		4A#	Europe	10/'83-08/'86	W16EXR-U	3031	D9	0,8	IW16	105	VW16
1.6	(AT151)	58	4A-LC	Cat	08/'86-11/'87	W16EXR-U11	3032	D86	1,1	IW16	105	VW16
1.8	(ST15#)	64-74	1S#		10/'83-11/'87	W16EXR-U	3031	D9	0,8	IW16	105	VW16
2.0	i (ST15#)	89	2S-EL		10/'83-11/'87	W16EXR-U	3031	D9	0,8	IW16	105	VW16
CRESSIDA												
1.8	(TX30)		3T		01/'80-08/'80	W16EXR-U	3031	D9	0,8	IW16	105	VW16



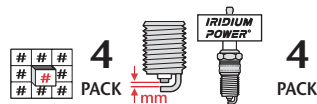
KW



TOYOTA continued											
1.8 (TX62X)		3T		07/'81-04/'85	W16EXR-U	3031	D9	0,8	IW16	105	VW16
1.8 (YX70,RX7#,MX7#)		2Y		08/'84-08/'88	W16EXR-U	3031	D9	0,8	IW16	105	VW16
2.0 (RX3#)	65	18R		12/'76-08/'77	W16EXR-U	3031	D9	0,8	IW16	105	VW16
2.0 (RX3#)	65	18R#		08/'77-08/'80	W16EXR-U	3031	D9	0,8	IW16	105	VW16
2.0 (RX3#)		18RC		07/'77-08/'77	W16EXR-U	3031	D9	0,8	IW16	105	VW16
2.0 (RX60X,GX6#)		21R#		09/'80-07/'84	W20EXR-U	3211	D26	0,8	IW20	106	VW20
2.0 (YX70,RX7#,MX7#)		21R		08/'84-08/'88	W16EXR-U	3031	D9	0,8	IW16	105	VW16
2.0 (RX60X)		21R		08/'84-04/'85	W16EXR-U	3031	D9	0,8	IW16	105	VW16
2.0 i (RX60X,GX6#)		1G-E	6 Cyl.	09/'80-07/'84	W20EXR-U	3211	D26	0,8	IW20	106	VW20
2.0 i (GX60X)	80	1G-E	6 Cyl.	08/'84-04/'85	W20EXR-U	3211	D26	0,8	IW20	106	VW20
2.0 i (GX71)	80	1G-E	6 Cyl.	08/'84-08/'88	W20EXR-U	3211	D26	0,8	IW20	106	VW20
2.0 i 24V (GX81)	99	1G-FE	6 Cyl.	08/'88-02/'93	K20R-U	3122	D31	0,8	IK20	104	VK20Y
2.0 i 24V (GX71)	100	1G-GE	6 Cyl.	08/'84-08/'86	Q20R-U11	3009	-	1,1	IQ20	102	VQ20
2.0 (RX7#,YX72)		3Y		10/'88-02/'93	W16EXR-U	3031	D9	0,8	IW16	105	VW16
2.4 (YX70,RX7#,MX7#)	75	22R		08/'84-08/'88	W16EXR-U	3031	D9	0,8	IW16	105	VW16
2.4 (RX8#)	75	22R		08/'88-08/'96	W16EXR-U	3031	D9	0,8	IW16	105	VW16
2.6 (MX3#)		4M	6 Cyl.	12/'76-08/'80	W16EXR-U	3031	D9	0,8	IW16	105	VW16
2.8 i (MX62X)	95	5M-E	6 Cyl.	09/'80-10/'83	W14EXR-U	3013	-	0,8	IW16	105	VW16
2.8 i (YX70,RX7#,MX7#)	95	5M-E	6 Cyl.	08/'84-08/'88	W16EXR-U	3031	D9	0,8	IW16	105	VW16
2.8 i (MX81)	92	5M-E	6 Cyl.	08/'88-02/'93	W16EXR-U	3031	D9	0,8	IW16	105	VW16
2.8 i (MX6#)	95	5M-E	6 Cyl.	10/'83-04/'85	W16EXR-U	3031	D9	0,8	IW16	105	VW16
2.8 i (MX73)	125	5M-GE (DOHC)	6 Cyl. (AUS)	08/'85-08/'88	W16EXR-U	3031	D9	0,8	IW16	105	VW16
2.8 i (MX73)	125	5M-GE (DOHC)	6 Cyl.	08/'85-08/'88	W20EXR-U	3211	D26	0,8	IW20	106	VW20
3.0 i 24V (MX83)	142	7M-GE (DOHC)	6 Cyl.	08/'88-02/'93	PQ16R	3005	-	1,1			VQ16
CROWN											
2.0 (RS80)		5R		10/'74-11/'76	W16EXR-U	3031	D9	0,8	IW16	105	VW16
2.0 (RS80)		5R		11/'76-02/'78	W16EXR-U	3031	D9	0,8	IW16	105	VW16
2.0 (RS80)	59	5R		02/'78-08/'79	W16EXR-U	3031	D9	0,8	IW16	105	VW16
2.0 (RS110)	59	5R		09/'79-07/'83	W16EXR-U	3031	D9	0,8	IW16	105	VW16
2.0 (YS120)		3Y		08/'83-08/'87	W16EXR-U	3031	D9	0,8	IW16	105	VW16
2.6 (MS8#,9S)	110	4M (6 Cyl.)		10/'74-11/'76	W16EX-U	3203	D24	0,8	IW16	105	VW16
2.6 (MS8#,9S)	110	4M (6 Cyl.)	-EUR	11/'76-02/'78	W16EX-U	3203	D24	0,8	IW16	105	VW16
2.6 (MS8#,9S)		4M (6 Cyl.)	-EUR	02/'78-08/'79	W16EXR-U	3031	D9	0,8	IW16	105	VW16
2.6 (MS8#) (4F, 3FC)	110	4M (6 Cyl.)	(E.C.E. no. 10)	10/'74-11/'76	W16EXR-U	3031	D9	0,8	IW16	105	VW16
2.6 (MS8#)	110	4M (6 Cyl.)	Europe	11/'76-08/'79	W20EXR-U	3211	D26	0,8	IW20	106	VW20
2.6 (MS11#)		4M (6 Cyl.)		09/'79-07/'83	W16EXR-U	3031	D9	0,8	IW16	105	VW16
2.8 (MS11#)		5M	6 Cyl.	09/'79-07/'83	W16EXR-U	3031	D9	0,8	IW16	105	VW16
2.8 (MS122)		5M	6 Cyl.	08/'83-08/'87	W16EXR-U	3031	D9	0,8	IW16	105	VW16
2.8 i (MS112)		5M-E	6 Cyl. (AUS)	08/'80-07/'83	W14EXR-U	3013	-	0,8	IW16	105	VW16
2.8 i (MS112)		5M-E	6 Cyl. (CH)	08/'82-07/'83	W14EXR-U	3013	-	0,8	IW16	105	VW16
2.8 i (MS112)	107	5M-E	6 Cyl. GEN, EUR	09/'79-07/'83	W20EXR-U	3211	D26	0,8	IW20	106	VW20
2.8 i (MS123)		5M-E	6 Cyl.	08/'83-10/'83	W14EXR-U	3013	-	0,8	IW16	105	VW16
2.8 i (MS122,123)	107	5M-E	6 Cyl.	10/'83-08/'87	W16EXR-U	3031	D9	0,8	IW16	105	VW16
2.8 i (MS123)		5M-GE (DOHC)	6 Cyl.	09/'85-08/'87	W16EXR-U	3031	D9	0,8	IW16	105	VW16
2.8 i (MS123,125)		5M-GE (DOHC)	6 Cyl.	08/'83-09/'85	W20EXR-U	3211	D26	0,8	IW20	106	VW20
3.0 i (MS123,125)	140	6M-GE (DOHC)	6 Cyl.	08/'83-09/'85	W20EXR-U	3211	D26	0,8	IW20	106	VW20
3.0 i (MS125)	140	6M-GE (DOHC)	6 Cyl.	09/'85-08/'87	W20EXR-U	3211	D26	0,8	IW20	106	VW20
DYNA											
2.0 (RU2#,30)		5R	RHD..GEN	08/'77-08/'84	W16EXR-U	3031	D9	0,8	IW16	105	VW16
2.0 (YU6#,7#,8#,RU75,85)	65	3Y	EUR	09/'84-08/'86	W16EXR-U	3031	D9	0,8	IW16	105	VW16
2.2 (YU6#,7#,8#,RU75,81,85)		4Y		10/'86-08/'87	W16EXR-U	3031	D9	0,8	IW16	105	VW16
2.4 (YU6#,7#,8#,RU75,85)	77-81	22R		09/'84-08/'87	W16EX-U	3203	D24	0,8	IW16	105	VW16
100 - 1.6 (YH8#)		1Y	ARL, GEN	08/'85-08/'87	W16EX-U	3203	D24	0,8	IW16	105	VW16
100 - 1.8 (YH81,YH8#)	59	2Y	EUR	08/'85-08/'87	W16EXR-U	3031	D9	0,8	IW16	105	VW16
100 - 1.8 (YH81)	59	2Y	EUR	08/'87-05/'95	W16EXR-U	3031	D9	0,8	IW16	105	VW16
100 - 1.8 (YY100)		2Y		05/'95->	W16EX-U	3203	D24	0,8	IW16	105	VW16
150 - 1.8 (YY5#,6#)	59	2Y	GEN	08/'85-08/'87	W16EX-U	3203	D24	0,8	IW16	105	VW16
150 - 2.0 (YY5#,6#)	69	3Y	GEN	08/'85-08/'87	W16EX-U	3203	D24	0,8	IW16	105	VW16
150 - 2.0 (YY61)	69	3Y		08/'86-08/'87	W16EXR-U	3031	D9	0,8	IW16	105	VW16
150 - 2.0 (YY61)	69	3Y		08/'87-08/'88	W16EXR-U	3031	D9	0,8	IW16	105	VW16
150 - 2.0 (YY211)		3Y		05/'95->	W16EX-U	3203	D24	0,8	IW16	105	VW16
200 - 2.2 (YU210)	69	4Y		05/'95->	W16EX-U	3203	D24	0,8	IW16	105	VW16
200 - 2.7 i (RZU100)	107	3RZ-FE		03/'97-08/'99	K16R-U	3119	D30	0,8	IK16	103	VK16
200 - 2.7 i (RZU100)	107	3RZ-FE		08/'99->	SK16R-P8	3303	-	0,8			SK16R-P8
HARRIER (4x4)											
2.2 i 16V (SXU)		5 S - FE	(J)	01/'98->	PK20TR11	3253	P12	1,1	IK20	104	VK20
2.4 i 16V (ACU)		2AZ-FE	(J)	11/'00->	K20R-U11	3139	D33	1,1	IK20	104	VK20
3.0 i V-6 24V (MCU)		1 MZ - FE	(J)	01/'98->	SK20R11	3297	S2	1,1	IK20	104	VK20
HIACE											
1.6 (RH11,20,30)	49	12R#	Not for Europe	02/'77-11/'82	W16EX-U	3203	D24	0,8	IW16	105	VW16
1.6 (RH11,20,30,32)	49	12R		02/'77-08/'77	W16EXR-U	3031	D9	0,8	IW16	105	VW16
1.6 (RH11,20,30)	49	12R		08/'77-08/'78	W16EXR-U	3031	D9	0,8	IW16	105	VW16



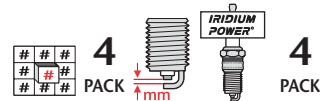
KW



TOYOTA continued											
1.6 (RH11,20,30)	49	12R		08/'78-11/'82	W16EXR-U	3031	D9	0,8	IW16	105	VW16
1.6 (RH11)	49	12R		11/'82-07/'85	W16EXR-U	3031	D9	0,8	IW16	105	VW16
2.0 (RH22,32,42)	65	18R#	-EUR	02/'77-11/'82	W16EX-U	3203	D24	0,8	IW16	105	VW16
2.0 (RH11,20,30,32)	65	18R	Europe	02/'77-08/'77	W16EXR-U	3031	D9	0,8	IW16	105	VW16
2.0 (RH25,32)	65	18R	Europe	08/'77-11/'82	W16EXR-U	3031	D9	0,8	IW16	105	VW16
2.0 (RZH10#,11#,125)	74	1RZ		08/'89->	W16EXR-U	3031	D9	0,8	IW16	105	VW16
2.0 (RZH102,103,112,113,135,153)	74	1RZ		05/'94->	P16R	3004	-	1,1			VW16
2.4 (RZH10#,11#,125)		2R-Z		08/'89->	W16EX-U	3203	D24	0,8	IW16	105	VW16
2.4 (RZH115)		2R-Z	LHD	12/'97->	W16EXR-U	3031	D9	0,8	IW16	105	VW16
2.4 (RZH103,104,105,114)		2R-Z		12/'97->	W16EXR-U	3031	D9	0,8	IW16	105	VW16
2.4 i (RZH102,103,112,113,135,153)	88	2R-ZE	Cat	05/'94->	P16R	3004	-	1,1			VW16
2.4 i (RZH103,113,115,125,135,153)	85	2R-ZE	Cat	08/'98->	P16R	3004	-	1,1			VW16
HIACE VAN, COMUTER											
1.8 (YH50,51,53,60,61,63,7#)	58	2Y#	(AUS) (SA)	12/'82-07/'88	W16EX-U	3203	D24	0,8	IW16	105	VW16
1.8 (YH50,51,56,60,61,66)	58	2Y	Europe	12/'82-08/'87	W16EXR-U	3031	D9	0,8	IW16	105	VW16
2.0 (YH50,51,53,60,61,63,7#)	65	3Y	(AUS) (SA)	12/'82-07/'88	W16EX-U	3203	D24	0,8	IW16	105	VW16
2.0 (YH50,51,56,60,61,66)	65	3Y	Europe	12/'82-08/'87	W16EXR-U	3031	D9	0,8	IW16	105	VW16
2.0 (YH5#,6#)	65	3Y		08/'87-08/'89	W16EXR-U	3031	D9	0,8	IW16	105	VW16
2.0 (RZH102,112)	74	1RZ		08/'89-08/'95	W16EXR-U	3031	D9	0,8	IW16	105	VW16
2.2 (YH50,51,53,60,61,63,66,7#)	69	4Y	Europe	12/'82-08/'87	W16EXR-U	3031	D9	0,8	IW16	105	VW16
2.2 (YH5#,6#)	69	4Y		08/'87-08/'89	W16EXR-U	3031	D9	0,8	IW16	105	VW16
2.4 i (RZH10#,11#)	88	2R-ZE	Cat	08/'89-08/'95	P16R	3004	-	1,1			VW16
HIACE / HIACE S.B.V											
2.4 i (RCH12,18,22,28)	85	2R-ZE		08/'95->	P16R	3004	-	1,1			VW16
2.7 i (RCH13,19,2#)	107	3RZ-FE		04/'98-08/'01	SK16R-P8	3303	-	0,8			SK16R-P8
2.7 i (RCH13,19,2#)	105	3RZ-FE		08/'01->	SK16R11	3324	-	1,1			VK16
HILUX											
1.6 (RN2#)		12R		05/'72-09/'73	W20EX-U	3062	D25	0,8	IW20	106	VW20
1.6 (RN20,25)		12R		09/'73-11/'75	W16EX-U	3203	D24	0,8	IW16	105	VW16
1.6 (RN20,25)		12R		11/'75-01/'77	W16EX-U	3203	D24	0,8	IW16	105	VW16
1.6 (RN2#)		12R		01/'77-10/'77	W16EX-U	3203	D24	0,8	IW16	105	VW16
1.6 (RN20,25)		12R#		10/'77-07/'78	W16EX-U	3203	D24	0,8	IW16	105	VW16
1.6 (RN20,25)		12R	(E.C.E. no.10)	03/'76-07/'78	W16EXR-U	3031	D9	0,8	IW16	105	VW16
1.6 (RN30,36,40,46)	49	12R	Europe	08/'78-03/'84	W16EXR-U	3031	D9	0,8	IW16	105	VW16
1.6 (YN5#,6#)		1Y#		08/'83->	W16EX-U	3203	D24	0,8	IW16	105	VW16
1.8 (YN5#,6#)		2Y#		08/'83->	W16EX-U	3203	D24	0,8	IW16	105	VW16
1.8 (YN56,65,67)		2Y	Europe	08/'83-08/'88	W16EXR-U	3031	D9	0,8	IW16	105	VW16
2.0 (RN22)		18R		04/'74-09/'75	W16EX-U	3203	D24	0,8	IW16	105	VW16
2.0 (RN22)		18R		09/'75-01/'77	W20EX-U	3062	D25	0,8	IW20	106	VW20
2.0 (RN2#)		18R		01/'77-10/'77	W16EX-U	3203	D24	0,8	IW16	105	VW16
2.0 (RN22,27)		18R#		10/'77-07/'78	W16EX-U	3203	D24	0,8	IW16	105	VW16
2.0 (RN31,410)	65	18R#		08/'78-12/'83	W16EX-U	3203	D24	0,8	IW16	105	VW16
2.0 (RN30,36,40,46)	65	18R#		08/'78-03/'84	W16EX-U	3203	D24	0,8	IW16	105	VW16
2.0 (RN30,36,40,46)	65	18R	Europe	08/'78-07/'83	W16EXR-U	3031	D9	0,8	IW16	105	VW16
2.0 (YN56,65,67)		3Y		08/'83-08/'88	W16EXR-U	3031	D9	0,8	IW16	105	VW16
2.0 (YN5#,6#)		3Y#	Not for Europe	08/'83->	W16EX-U	3203	D24	0,8	IW16	105	VW16
2.2 (YN5#,6#0)		4Y,4Y-C	Not for Europe	08/'83->	W16EX-U	3203	D24	0,8	IW16	105	VW16
2.2 (YN56,65,67)		4Y		08/'83-08/'88	W16EXR-U	3031	D9	0,8	IW16	105	VW16
2.2 i (YN63)		4Y-E		08/'86-03/'89	P16R	3004	-	1,1			VW16
2.4 (RN5#,61)		22R#		01/'86-03/'89	W16EXR-U	3031	D9	0,8	IW16	105	VW16
2.4 (RN58,67)		22R		07/'94->	W16EXR-U	3031	D9	0,8	IW16	105	VW16
2.4 i (RZN168,173)		2R-ZFE		08/'97->	K16R-U	3119	D30	0,8	IK16	103	VK16
2.7 i (RZN18#)	107	3RZ-FE		11/'95->	K16R-U	3119	D30	0,8	IK16	103	VK16
LAND CRUISER											
2.4 (70) (R7#)	81	22R#		11/'84-01/'90	W16EXR-U	3031	D9	0,8	IW16	105	VW16
2.4 (70) (R7#)	81	22R#		01/'90-04/'96	W16EXR-U	3031	D9	0,8	IW16	105	VW16
3.4 (90) i V-6 24V (VZJ9#) (Colorado)	131	5VZ-FE (DOHC)		04/'96->	K16TR11	3194	-	1,1	IK16	103	VK16
3.9 (F4#,55)	114	F (6 Cyl.)	Eng. -> F243297	03/'69-10/'70	W20ES-U	3051	-	0,8	IW20	106	VW20
3.9 (F4#,55)	114	F (6 Cyl.)	Eng. F243298 ->	03/'69-10/'70	W14EX-U(A)	3011	-	0,8	IW16	105	VW16
3.9 (F4#,55)	114	F (6 Cyl.)		10/'70-01/'75	W14EX-U	3202	-	0,8	IW16	105	VW16
4.0 (60) (F6#)	99	3F (6 Cyl.)		08/'80-08/'87	W14EX-U	3202	-	0,8	IW16	105	VW16
4.0 (60) i (F62)	115	3F-E (6 Cyl.)	Cat	08/'88-01/'90	W16EXR-U	3031	D9	0,8	IW16	105	VW16
4.0 (80) i (F80)	115	3F-E (6 Cyl.)	Cat	01/'90-08/'92	W16EXR-U11	3032	D86	1,1	IW16	105	VW16
4.0 (90/120) i V-6 24V (GRJ12#, ..J12#)	183	1GR-FE (DOHC VVT-i)		01/'03->	K20HR-U11	3381	D118	1,1	IKH20	144	VKH20
4.2 (F40)	89	2F (6 Cyl.)	(AUS)	08/'76-01/'79	W14EX-U	3202	-	0,8	IW16	105	VW16
4.2 (F4#)	89	2F (6 Cyl.)	Not for Europe	08/'80-04/'86	W14EX-U	3202	-	0,8	IW16	105	VW16
4.2 (F4#,55)	89	2F (6 Cyl.)	Europe	01/'75-07/'80	W14EXR-U	3013	-	0,8	IW16	105	VW16
4.2 (F4#)	89	2F (6 Cyl.)	Europe	08/'80-11/'84	W14EXR-U	3013	-	0,8	IW16	105	VW16
4.2 (60) (F60)	89	2F (6 Cyl.)	Europe	08/'80-11/'84	W14EXR-U	3013	-	0,8	IW16	105	VW16
4.2 (60) (F6#)	89	2F (6 Cyl.)	Middle East	08/'80-08/'87	W14EX-U	3202	-	0,8	IW16	105	VW16
4.5 (80) i V-6 24V (FZJ80)	152	1FZ-FE (DOHC)		08/'92-01/'98	K16R-U	3119	D30	0,8	IK16	103	VK16
4.7 (100) i V-8 32V (UZJ-, HDJ100) (Amazon)	173	2UZ-FE (DOHC)		01/'98->	SK20R11	3297	-	1,1			VK20



KW

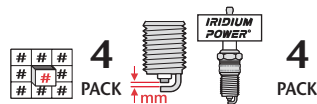


TOYOTA continued												
4.7	UZJ200	198	2UZ-FE		08/'07->	SK20R11	3297	-	1,1		VK20	
LITEACE												
1.2	(KM10)		3K		05/'71-08/'72	W20EX-U	3062	D25	0,8	IW20	106	VW20
1.2	(KM10)		3K		08/'72-11/'75	W16EX-U	3203	D24	0,8	IW16	105	VW16
1.2	(KM1#)		3KJ		11/'75-09/'79	W16EX-U	3203	D24	0,8	IW16	105	VW16
1.3	(KM1#)		4K-J		11/'75-09/'79	W16EX-U	3203	D24	0,8	IW16	105	VW16
1.3	(KM20)		4K#		10/'79-08/'85	W16EXR-U	3031	D9	0,8	IW16	105	VW16
1.3	(KM20)		4K		10/'79-10/'82	W16EXR-U	3031	D9	0,8	IW16	105	VW16
1.6	(YM20)		1Y		02/'84-08/'85	W16EX-U	3203	D24	0,8	IW16	105	VW16
1.8	(YM21)		2YC		11/'83-08/'85	W16EXR-U	3031	D9	0,8	IW16	105	VW16
LITEACE VAN, WAGON												
1.5	(KM3#)		5K		10/'85-08/'88	W16EXR-U	3031	D9	0,8	IW16	105	VW16
1.5	(KM3#)		5K		08/'88-01/'92	W16EXR-U	3031	D9	0,8	IW16	105	VW16
1.5	(KR2#)		5K		01/'92-05/'94	W16EXR-U	3031	D9	0,8	IW16	105	VW16
2.2	i (YR2#)		4Y-EC		01/'92-01/'95	P16R	3004	-	1,1			VW16
MODEL-F (Spacecruiser)												
1.8	(YR2#)	58	2Y#		11/'82-08/'84	W16EXR-U	3031	D9	0,8	IW16	105	VW16
2.0	(YR2#)		3Y#		11/'82-08/'84	W16EXR-U	3031	D9	0,8	IW16	105	VW16
2.0	(YR21)	65	3Y#	ARL, EUR	08/'84-08/'85	W16EXR-U	3031	D9	0,8	IW16	105	VW16
2.0	(YR21)	65	3Y#	EUR	08/'85-08/'88	W16EXR-U	3031	D9	0,8	IW16	105	VW16
2.0	(YR21)	65	3Y		08/'88-01/'90	W16EXR-U	3031	D9	0,8	IW16	105	VW16
2.0	(YR2#, 31)	65	3YC	Cat	08/'85-08/'88	P16R	3004	-	1,1			VW16
2.2	i (YR22, YR2#, 31)	73	4Y-EC	Cat	08/'85-01/'90	P16R	3004	-	1,1			VW16
MR 2												
1.6	(W1) i 16V (AW11)	85	4A-GELC (DOHC)	Cat	11/'85-03/'88	PQ16R	3005	-	1,1			VQ16
1.6	(W1) i 16V (AW11)	85	4A-GELC (DOHC)	Cat	03/'88-12/'89	PQ16R	3005	-	1,1			VQ16
1.6	(W1) i 16V (AW11)	91	4A-GEL (DOHC)		11/'84-03/'88	Q20R-U11	3009	-	1,1	IQ20	102	VQ20
1.6	(W1) i 16V (AW11)	91	4A-GEL (DOHC)		03/'88-12/'89	Q20R-U11	3009	-	1,1	IQ20	102	VQ20
1.6	(W1) i 16V (AW11)	107	4A-GZE (DOHC)	Supercharged	08/'87-12/'89	PQ20R	3117	-	1,1			VQ20
1.8	(W3) i 16V (ZZW30)	103	1ZZ-FE (DOHC VVT-i)		10/'99->	K16R-U11	3120	D32	1,1	IK16	103	VK16
2.0	(W2) i 16V (SW20)		3S-FE (DOHC)		12/'89-08/'92	K20R-U11	3139	-	1,1	IK20	104	VK20
2.0	(W2) i 16V (SW20)	115	3S-GE (DOHC)	W	12/'89-12/'91	K20R-U	3122	D31	0,8	IK20	104	VK20Y
2.0	(W2) i 16V (SW20)	115	3S-GE (DOHC) (3 Way Cat US'83) (AUS) G (Cat)		12/'89-06/'96	PK20R8	3127	P26	0,8			VK20Y
2.0	(W2) i 16V (SW20)	125	3S-GE (DOHC)		06/'96-08/'99	K20R-U	3122	D31	0,8	IK20	104	VK20Y
2.0	(W2) i 16V (SW20)		3S-GTE (DOHC)	Turbo	01/'90-06/'95	PK20R8	3127	P26	0,8			VK20Y
2.2	(W2) i 16V (SW21)		5S-FE (DOHC)		01/'90-01/'92	K16R-U11	3120	D32	1,1	IK16	103	VK16
2.2	(W2) i 16V (SW21)		5S-FE (DOHC)		01/'92-06/'95	PK20R11	3128	P6	1,1	SK20R11	S2	VK20
PASEO												
1.5	i 16V (EL54)	66	5E-FE (EGR)		08/'95->	K16TR11	3194	-	1,1	IK16	103	VK16
1.5	i 16V (EL54)	66	5E-FE	Europe	12/'95-08/'96	PK16R8	3301	-	0,8			SK16R-P8
1.5	i 16V (EL54)	66	5E-FE	Europe	08/'96->	PK16R11	3134	P8	1,1	SK16R11	S1	VK16
PICNIC												
2.0	i 16V (SXM10)	94	3S-FE (DOHC)		09/'96->	K20TR11	3195	-	1,1	IK20	104	VK20
2.0	i 16V (SXM10)	94	3S-FE (DOHC)	LHD	09/'96->	PK20TR11	3253	-	1,1	SK20R-P11	S5	VK20
2.0	i 16V (ACM20)	110	1AZ-FE (DOHC VVT-i)		05/'01->	SK20R11	3297	-	1,1			VK20
PREVIA												
2.4	i 16V (TCR1#, 2#)	97	2TZ-FE (DOHC)		05/'90-08/'93	PK16R11	3134	P8	1,1	SK16R11	S1	VK16
2.4	i 16V (TCR1#, 2#)	97	2TZ-FE (DOHC)		08/'93->	PK16R11	3134	P8	1,1	SK16R11	S1	VK16
2.4	i 16V (TCR11)	97	2TZ-FE (DOHC)	(Leaded fuel)	08/'93->	K16R-U	3119	D30	0,8	IK16	103	VK16
2.4	i 16V (TCR10, 20)	118	2TZ-FZE (DOHC)	(J) Supercharged	01/'94-07/'97	PK20R11	3128	P6	1,1	SK20R11	S2	VK20
2.4	i 16V (ACR30)	115	2AZ-FE (DOHC VVT-i)	Eur, Gen	02/'00->	SK20R11	3297	-	1,1			VK20
2.4	i 16V (ACR50)	118	2AZ-FE (VVT-i)		01/'06->	SK20R11	3297	-	1,1			VK20
3.0	i 24V (MCR30W, 40W)	162	1MZ-FE (DOHC VVT-i)		05/'00->	SK20R11	3297	-	1,1			VK20
3.5	i V-6 24V (GSR50)	200	2GR-FE (VVT-i)		01/'06->	FK20HR11	3426	S35	1,1			
PRIUS												
1.5	i 16V (NHW11, 20)	53	1NZ-FXE (DOHC VVT-i) (THS Hybrid)		'97->	SK16R11	3324	-	1,1			VK16
RAV 4 (Funcruiser)												
1.8	(2) i 16V (ZCA2#)	92	1ZZ-FE (DOHC VVT-i)		05/'00->	K16R-U11	3120	D32	1,1	IK16	103	VK16
2.0	(1) i 16V (SXA1#)	94	3S-FE (DOHC)		04/'94-08/'96	K20R-U11	3139	-	1,1	IK20	104	VK20
2.0	(1) i 16V (SXA1#)	94	3S-FE (DOHC)	Europe	08/'96-09/'97	K20TR11	3195	-	1,1	IK20	104	VK20
2.0	(1) i 16V (SXA1#)	94	3S-FE (DOHC)	Europe (LHD)	08/'96-05/'00	PK20TR11	3253	-	1,1	SK20R-P11	S5	VK20
2.0	(1) i 16V (SXA1#)	94	3S-FE (DOHC)		09/'97-05/'00	K20TR11	3195	-	1,1	IK20	104	VK20
2.0	(2) i 16V (ACA2#)	110	1AZ-FE (DOHC VVT-i)		05/'00->	SK20R11	3297	-	1,1			VK20
2.0	(2) i 16V (ACA2#) Direct inj. D-4	112	1AZ-FSE (DOHC VVT-i D-4)	(J)	05/'00->	SK20BGR11*	-	-	1,1			VKA20*
2.0	(3) i 16V (ACA3#)	112	1AZ-FE (DOHC VVT-i)		11/'05->	SK20R11	3297	-	1,1			VK20
2.4	(3) i 16V (ACA3#)	124	2AZ-FE (DOHC VVT-i)		11/'05->	SK20R11	3297	-	1,1			VK20
SERA (Gullwing)												
1.5	i 16V (EXY10)	81	5E-FHE (DOHC)	(J)	03/'90-11/'95	K20R-U11	3139	-	1,1	IK20	104	VK20
SPORTS 800												
0.8		36	2U-B (2 Cyl.)	Flat twin	01/'65-12/'69	W20FS-U	3073	-	0,7	IWF20	178	
STARLET												
1.0	(1) (KP6#)	33	2K	Europe	02/'78-05/'80	W16EXR-U	3031	D9	0,8	IW16	105	VW16

* Only available in RU, TR and ISR



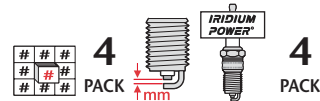
KW



TOYOTA continued													
1.0 (1)	(KP6#)	33	2K		Europe	05/'80-08/'81	W16EXR-U	3031	D9	0,8	IW16	I05	VW16
1.0 (1)	(KP60,61)	33	2K		Europe	08/'81-09/'84	W16EXR-U	3031	D9	0,8	IW16	I05	VW16
1.0 (2)	(EP70)	40	1E-L			10/'84-12/'89	W20EXR-U	3211	D26	0,8	IW20	I06	VW20
1.0 (3)	(EP80)	40	1E			12/'89-12/'92	W20EXR-U	3211	D26	0,8	IW20	I06	VW20
1.2 (1)	(KP62)		3KC			07/'78-05/'80	W16EXR-U	3031	D9	0,8	IW16	I05	VW16
1.2 (1)	(KP6#)	39	3KH		Europe	02/'78-05/'80	W16EXR-U	3031	D9	0,8	IW16	I05	VW16
1.2 (1)	(KP6#)	39	3KH		GEN	05/'80-09/'84	W16EX-U	3203	D24	0,8	IW16	I05	VW16
1.2 (1)	(KP6#)	39	3K#		Europe	05/'80-08/'81	W16EXR-U	3031	D9	0,8	IW16	I05	VW16
1.3 (1)	(KP61)	36	4K-C		Cat	08/'81-09/'84	W14EXR-U	3013	-	0,8	IW16	I05	VW16
1.3 (1)	(KP60,61,KP6#)	48	4K		EUR	05/'80-09/'84	W16EXR-U	3031	D9	0,8	IW16	I05	VW16
1.3 (2)	12V / i 12V (EP71)	55	2E#			10/'84-05/'87	W20EXR-U11	3212	D10	1,1	IW20	I06	VW20
1.3 (2)	12V / i 12V (EP71)	55	2E#, 2E-C		(S)(CH)	05/'87-08/'87	W20EXR-U11	3212	D10	1,1	IW20	I06	VW20
1.3 (2)	12V / i 12V (EP71)	55	2E#		(S)(CH)	08/'87-12/'89	W16EXR-U11	3032	D86	1,1	IW16	I05	VW16
1.3 (2)	12V (EP71)	55	2E-L		(EUR)(D)	05/'87-12/'89	W16EXR-U11	3032	D86	1,1	IW16	I05	VW16
1.3 (2)	i 12V Turbo (EP71)	85	2E-TELU		(J)	01/'86-12/'89	P20R8	3329	-	0,8			VW20
1.3 (3)	12V (EP81)	55	2E			12/'89-12/'92	W16EXR-U11	3032	D86	1,1	IW16	I05	VW16
1.3 (3)	i 12V (EP81) (5F, 3FC)	55	2E-E (Injection)		Cat	12/'89-12/'93	W16EXR-U	3031	D9	0,8	IW16	I05	VW16
1.3 (3)	i 12V (EP81) STD, GLi	55	2E-E (Injection)		Cat	12/'93-05/'94	W16EXR-U	3031	D9	0,8	IW16	I05	VW16
1.3 (3)	i 12V (EP81) XLi, Si	55	2E-E (Injection)		Cat	12/'93-01/'96	W14EXR-U	3013	-	0,8	IW16	I05	VW16
1.3 (4)	i 16V (EP91)	55	4E-FE			01/'96-07/'99	K16R-U	3119	D30	0,8	IK16	I03	VK16
1.3 (4)	i 16V Turbo (EP91)	100	4E-FTE (DOHC)		(J)	01/'96->	PK20R11	3128	P6	1,1	SK20R11	S2	VK20
STOUT													
2.0	(RK110)		5R			03/'79-09/'86	W16EXR-U	3031	D9	0,8	IW16	I05	VW16
2.2	(YK110)		4Y			09/'86-04/'88	W16EX-U	3203	D24	0,8	IW16	I05	VW16
2.2	(YK110)		4Y			04/'88->	W16EX-U	3203	D24	0,8	IW16	I05	VW16
SUPRA													
2.8	i (MA61)		5M-E			08/'83-10/'83	W14EXR-U	3013	-	0,8	IW16	I05	VW16
2.8	i (MA61)		5M-E			10/'83-12/'85	W16EXR-U	3031	D9	0,8	IW16	I05	VW16
2.8	i (MA61)		5M-GE (DOHC)			12/'81-12/'85	W20EXR-U	3211	D26	0,8	IW20	I06	VW20
2.0	i 24V Turbo (MA70H)		1G-GTEU (DOHC)			02/'86-04/'93	PQ20R-P8	3113	-	0,8			
3.0	i 24V (MA70)	150	7M-GE (DOHC)			01/'86-08/'88	Q20R-U	3140	-	0,8	IQ20	I02	VQ20
3.0	i 24V (MA70)	150	7M-GE (DOHC)			08/'88-05/'93	Q20R-U	3140	-	0,8	IQ20	I02	VQ20
3.0	i 24V (MA70)	150	7M-GE (DOHC)			01/'86-08/'88	PQ16R	3005	-	1,1			VQ16
3.0	i 24V (MA70)	150	7M-GE (DOHC)			08/'88-05/'93	PQ16R	3005	-	1,1			VQ16
3.0	i 24V Turbo (MA70)	175	7M-GTE (DOHC)			08/'87-08/'88	PQ20R-P8	3113	-	0,8			
3.0	i 24V Turbo (MA70)	175	7M-GTE (DOHC)			08/'88-05/'93	PQ20R-P8	3113	-	0,8			
3.0	i 24V (JZA80)	165	2JZ-GE (DOHC)			05/'93-05/'96	K20R-U	3122	D31	0,8	IK20	I04	VK20Y
3.0	i 24V Twin Turbo (JZA80)	243	2JZ-GTE (DOHC)			05/'93-01/'96	PK20R11	3128	P6	1,1	SK20R11	S2	VK20
3.0	i 24V Twin Turbo (JZA80)	243	2JZ-GTE (DOHC)			01/'96->	PK20R11	3128	P6	1,1	SK20R11	S2	VK20
3.0	i 24V (JZA80)	165	2JZ-GE (DOHC)		NATO	05/'93-09/'97	PK16R11	3134	P8	1,1	SK16R11	S1	VK16
3.0	i 24V (JZA80)	165	2JZ-GE (DOHC)		NATO	09/'97-08/'98	PK16TR11	3289	-	1,1			VK16
3.0	i 24V Twin Turbo (JZA80)	205	2JZ-GTE (DOHC)		NATO	05/'93-08/'98	PK20R11	3128	P6	1,1	SK20R11	S2	VK20
TARO													
1.8	(YN85)	61	2Y			01/'89-10/'94	W16EXR-U	3031	D9	0,8	IW16	I05	VW16
TERCEL													
1.3	(AL11)	48	2A		Europe	01/'79-04/'82	W16EXR-U	3031	D9	0,8	IW16	I05	VW16
1.3	(AL20, AL25, AL2#)	48	2A		Europe	05/'82-05/'86	W16EXR-U	3031	D9	0,8	IW16	I05	VW16
1.5	(AL20, AL25, AL2#)		3A#		Europe	05/'82-05/'86	W16EXR-U	3031	D9	0,8	IW16	I05	VW16
1.5	(AL25)		3A			05/'86-01/'88	W16EXR-U	3031	D9	0,8	IW16	I05	VW16
1.5	(AL25)	52	3AC		Cat (S)	05/'86-01/'88	W16EXR-U	3031	D9	0,8	IW16	I05	VW16
1.5	(AL25)	50	3AC		Cat (D)(CH)(S)	05/'86-01/'88	W16EXR-U11	3032	D86	1,1	IW16	I05	VW16
1.5	12V (EL31)		3E		CND	08/'86-08/'87	W16EXR-U	3031	D9	0,8	IW16	I05	VW16
1.5	12V (EL31)		3E			08/'86-08/'87	W16EXR-U	3031	D9	0,8	IW16	I05	VW16
1.5	12V (EL31)		3E		LZGKBSK	08/'86-08/'87	W16EXR-U11	3032	D86	1,1	IW16	I05	VW16
1.5	12V (EL31)		3E		(USA)	08/'86-08/'87	W16EXR-U11	3032	D86	1,1	IW16	I05	VW16
1.5	12V (EL31)		3E			08/'87-08/'88	W16EXR-U11	3032	D86	1,1	IW16	I05	VW16
1.5	... / i 12V (EL31)		3E#			08/'88-09/'90	W16EXR-U11	3032	D86	1,1	IW16	I05	VW16
1.5	i 12V (EL42)	58	3E-E			09/'90-09/'94	W16EXR-U11	3032	D86	1,1	IW16	I05	VW16
1.5	i 16V (EL44)	66	5E-FE		(U.S.A.)	04/'91-08/'95	K16R-U11	3120	D32	1,1	IK16	I03	VK16
1.5	i 16V (EL53)	66	5E-FE (EGR)			09/'94->	K16TR11	3194	-	1,1	IK16	I03	VK16
TOYACE													
1.6	(RY1#)		12R			09/'71-09/'73	W20EX-U	3062	D25	0,8	IW20	I06	VW20
1.6	(RY1#)		12R			09/'73-11/'75	W16EX-U	3203	D24	0,8	IW16	I05	VW16
1.6	(RY10,12)		12R			11/'75-02/'79	W16EX-U	3203	D24	0,8	IW16	I05	VW16
1.6	(RY20,3#)	49	12R			03/'79-07/'85	W16EX-U	3203	D24	0,8	IW16	I05	VW16
2.0	(RY1#)		5R			09/'71-09/'73	W20EX-U	3062	D25	0,8	IW20	I06	VW20
2.0	(RY1#)	79	5R			09/'73-11/'75	W16EX-U	3203	D24	0,8	IW16	I05	VW16
2.0	(RY16)	79	5R			11/'75-08/'77	W16EX-U	3203	D24	0,8	IW16	I05	VW16
2.0	(RY16)	79	5R			08/'77-02/'79	W16EX-U	3203	D24	0,8	IW16	I05	VW16
2.0	(RY20,3#)	79	5R			03/'79-07/'85	W16EX-U	3203	D24	0,8	IW16	I05	VW16
TUNDRA													
4.7	i V-8 32V	183	2UZ-FE (DOHC)			'00->	SK20R11	3297	-	1,1			VK20



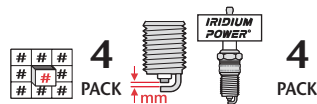
KW



TOYOTA continued												
VAN (NATO)												
2.0	i (YR2#,3#)		3Y-EC		08/'83-08/'88	P16R	3004	-	1,1		VW16	
2.2	i (YR2#,3#)	73	4Y-EC		08/'83-08/'88	P16R	3004	-	1,1		VW16	
2.2	i (YR2#,3#)	73	4Y-EC		08/'88-01/'90	P16R	3004	-	1,1		VW16	
YARIS (ECHO)												
1.0	i 16V (SCP10)	50	1SZ-FE (VVT-i) (S-Dis)	Japan production	01/'99->	K16R-U	3119	D30	0,8	IK16	103	VK16
1.0	i 16V (SCP10)	50	1SZ-FE (VVT-i) (S-Dis)	France production	01/'01->	K20R-U11	3139	-	1,0	IK20	104	VK20
1.0	i 12V (KSP90)	51	1KR-FE (VVT-i)		08/'05->	K20HR-U11	3381	D118	1,1	IKH20	144	VKH20
1.3	i 16V (NCP10 / NCD20, 22)	63	2NZ-FE (VVT-i) (S-Dis)		08/'99->	K16R-U11	3120	D32	1,1	IK16	103	VK16
1.3	i 16V (SCP10/12)	64	2SZ-FE (VVT-i)		05/'02->	K16R-U	3119	D30	0,8	IK16	103	VK16
1.3	i 16V (SCP90)	64	2SZ-FE (VVT-i)		11/'05->	K16R-U	3119	D30	0,8	IK16	103	VK16
1.5	i 16V (NCP13 / NCP21)	78	1NZ-FE (VVT-i) (S-Dis)	Std	01/'01->	K16R-U	3119	D30	0,8	IK16	103	VK16
1.5	i 16V (NCP13)	110	1NZ-FE (VVT-i) Turbo		'02->	PK20TR11	3253	P12	1,1	IK20	104	VK20
1.8	i 16V (ZSP90)	64	2ZR-FE (VVT-i)		11/'06->	SC20HR11	3444	-	1,1	-	-	-
TRABANT												
600												
0.6		19			'74-'80	M22	5003	-	0,6			
601												
0.6	.. / S / X	19	P65166 /		'74-'90	W22FS-U	4025	-	0,6	IWF22	179	
1.1		29	VW / (4VO5,9/7,5GRF)		'89-12/'91	W20EP-U	3043	D4	0,8	IW20	106	VW20
TRIUMPH												
2000												
2.0		68			04/'75-12/'77	W16EPR-U	3021	D6	0,6	IW16	105	VW16
2500												
2.5		79			04/'74-12/'79	W16EPR-U	3021	D6	0,6	IW16	105	VW16
ACCLAIM												
1.3		51			10/'81-12/'84	W16EPR-U	3021	D6	0,7	IW16	105	VW16
DOLOMITE												
2.0	16V Sprint	95	OHC 16 Valve (Twin SU HS6 Carb.)		'73-'81	T20EP-U	5031	D5	0,6	IT20	126	VT20
SPITFIRE												
1.5		53			07/'75-12/'80	W16EPR-U	3021	D6	0,6	IW16	105	VW16
STAG												
3.0		108			06/'70-12/'77	W16EPR-U	3021	D6	0,6	IW16	105	VW16
TVR												
280i												
2.8	i V-6	110	Ford EFI		'85->	W22EPR-U	3088	D19	0,8	IW22	107	VW22
350i												
3.5	i V-8	145	Rover EFI		'84->	W20EPR-U	3047	D2	0,8	IW20	106	VW20
390 SE												
3.9	i V-8	202	Rover EFI		'85-'88	W22EPR-U	3088	D19	0,8	IW22	107	VW22
400 SE												
4.0	i V-8	202	Rover EFI		'89->	W22ES-ZU	3095	-	0,8	IW22	107	VW22
420 SEAC												
4.2	i V-8	219	Rover EFI		'85-'88	W22EPR-U	3088	D19	0,8	IW22	107	VW22
450 SEAC												
4.5	i V-8	234	Rover EFI		'89->	W22ES-ZU	3095	-	0,8	IW22	107	VW22
S												
2.8	V-6	99	Ford		'87-'88	W22EPR-U	3088	D19	0,8	IW22	107	VW22
2.9	i V-6	110	Ford EFI		'89->	Q22PR-U	3010	D23	0,8	IK22	110	VK22
2.9	i V-6	125	Ford EFI	Cat	'90->	T20EPR-U	5032	D7	1,0	IT20	126	VT20
CERBERA												
4.0	i 24V	268	Speed Six (6-Cil. 24V)		'00->	XU24EPR-ZU	3316	-	0,8	IXU24	109	VXU24
4.2	APJ V 8	257-264	APJ8 (4185cc)		'95->	K20TXR	5063	D20	0,7	IK20	104	VK20Y
4.5	APJ V-8	309	APJ8		'96->	K20TXR	5063	D20	0,9	IK20	104	VK20
4.5	APJ V-8	309-324	APJ8		'96->	K20TXR	5063	D20	0,9	IK20	104	VK20
CHIMAERA												
4.0	i V-8	177	V-8		'93->	W22ES-ZU	3095	-	0,8	IW22	107	VW22
4.3		206	V-8		'92->	W22ES-ZU	3095	-	0,8	IW22	107	VW22
5.0		250	V-8		'92->	W22ES-ZU	3095	-	0,8	IW22	107	VW22
GRIFFITH												
3.9 / 4.0 / 4.3 / 4.5		177-209	V-8		'90-'00	W22ES-ZU	3095	-	0,8	IW22	107	VW22
4.3		206	V-8		'90-'00	W22ES-ZU	3095	-	0,8	IW22	107	VW22
5.0	500	250	V-8		'95-'03	W22ES-ZU	3095	-	0,8	IW22	107	VW22
TAMORA												
3.6	i 24V	257-268	Speed Six (6-Cil. 24V)		'99->	XU24EPR-U	3312	-	0,8	IXU24	109	VXU24
TASMIN												
2.0		77	Ford OHC		'82-'84	MA20PR-U	5013	D81	0,8			
2.8	V-6	99	Ford		'80-'84	W22EPR-U	3088	D19	0,8	IW22	107	VW22



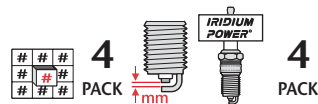
KW



TVR continued											
2.8	i V-6	110	Ford EFI	'84-'85	W22EPR-U	3088	D19	0,8	IW22	107	VW22
TUSCAN											
3.5	i V-8	145	Rover EFI	'89->	W20EPR-U	3047	D2	0,8	IW20	106	VW20
3.6	i 24V	257-268	Speed Six (6-Cil. 24V)	'98->	XU24EPR-ZU	3316	-	0,8	IXU24	109	VXU24
4.0	i 24 V	265	Speed Six (6-Cil. 24V)	'98->	XU24EPR-ZU	3316	-	0,8	IXU24	109	VXU24
UNIMOG											
TRUCK											
ALL	6,8 : 1		(12,7mm, 1/2")		W20FP-U	3068	D18	0,9	IWF20	178	
ALL	7,6 : 1		(12,7mm, 1/2")		W20FP-U	3068	D18	0,9	IWF20	178	
ALL	8,7 : 1		(19mm, 3/4")		W24EP-U	4028	-	0,8	IW24	116	
VAUXHALL											
AGILA											
1.0	i 12V	43	Z 10 XE / X 10 XE DOHC Ecotec 3 Cyl.	08/'00->	K20TXR	5063	D20	1,0	IK16	103	VK16
1.2	i 16V	55	Z 12 XE DOHC Ecotec	08/'00->	K20TXR	5063	D20	1,0	IK16	103	VK16
ANTARA											
2.4	i Ecotec	103	Z 24 XED	05/'06->	K20TXR	5063	D20	1,0	IK16	103	VK16
3.2	i V-6 Ecotec	167	Z 32 SEE	05/'06->	PT16VR10	5093		1,1	ITV16	138	
ASTRA											
1.2		44	12 S OHV	02/'82-08/'84	W20FPR-U	3070	D3	0,7	IWF20	178	
1.3	S - / Estate	56	13 S OHC	02/'82-08/'84	W20EPR-U	3047	D2	0,7	IW20	106	VW20
1.6	S - / Estate	66-67	16 S OHC	02/'82-08/'84	W20EPR-U	3047	D2	0,7	IW20	106	VW20
1.8	GTE	82-85	18 SE OHC II	05/'83-08/'91	W20EPR-U	3047	D2	0,7	IW20	106	VW20
ASTAR MkII											
1.2		40-44	12 S OHV	09/'84-12/'88	W20FPR-U	3070	D3	0,7	IWF20	178	
1.2		40	12 ST OHC	01/'89-08/'91	W20EPR-U	3047	D2	0,7	IW20	106	VW20
1.3		55	13 S OHC	09/'84-08/'91	W20EPR-U	3047	D2	0,7	IW20	106	VW20
1.4		55	14 NV OHC (I)	'90-'91	W20EPR-U	3047	D2	0,7	IW20	106	VW20
1.6		60	16 S / SV OHC	09/'84-08/'91	W20EPR-U	3047	D2	0,7	IW20	106	VW20
2.0	GTE	95	20 SEH	09/'86-08/'91	W20EPR-U	3047	D2	0,7	IW20	106	VW20
2.0	GTE 16V	115	20 XEH DOHC II	05/'88-08/'91	Q20PR-U	3007	D12	0,7	IK20	104	VK20Y
ASTRA MkIII											
1.4		55	14 NV OHC (I)	'91-'93	W20EPR-U	3047	D2	0,7	IW20	106	VW20
1.4	i	44-60	C 14 NZ / C 14 SE (OHC)	09/'91-07/'95	W16EPR-U	3021	D6	0,7	IW20	106	VW20
1.4	i	44-60	C 14 NZ / C 14 SE (OHC)	08/'95-'98	K20TXR	5063	D20	0,9	IK20	104	VK20Y
1.4	i 16V	66	X 14 XE	02/'96-09/'98	K20TXR	5063	D20	1,0	IK16	103	VK16
1.6	i	55	E 16 NZ OHC	09/'91-'98	W20EPR-U	3047	D2	0,7	IW20	106	VW20
1.6	i	55	C 16 NZ / C 16 NZZ	09/'91-'07/'95	W16EPR-U	3021	D6	0,7	IW20	106	VW20
1.6	i	55	C 16 NZ / C 16 NZZ	08/'95-'98	K20TXR	5063	D20	0,9	IK20	104	VK20Y
1.6	i	74	C 16 SE	09/'91-'98	W20EPR-U	3047	D2	0,8	IW20	106	VW20
1.6	i	52	X 16 SZ	'92-03/'94	W20EPR-U	3047	D2	0,8	IW20	106	VW20
1.6	i	52-55	X 16 SZ / X 16 SZR	04/'94-'98	K20TXR	5063	D20	0,9	IK20	104	VK20Y
1.6	i 16V	74	X 16 XEL	09/'94-'98	K20TXR	5063	D20	0,9	IK20	104	VK20Y
1.8	i	66	C 18 NZ OHC II	09/'91-'93	W16EPR-U	3021	D6	0,7	IW20	106	VW20
1.8	i 16V	85	C 18 XEL DOHC	'94-'98	K20TXR	5063	D20	0,9	IK20	104	VK20Y
1.8	i 16V	92	C 18 XE DOHC II	'94-'98	K20TXR	5063	D20	0,9	IK20	104	VK20Y
2.0	i	85	C 20 NE OHC (II)	09/'91-06/'95	W16EPR-U	3021	D6	0,7	IW20	106	VW20
2.0	i	85	C 20 NE OHC (II)	07/'95-'98	K20TXR	5063	D20	0,8	IK20	104	VK20Y
2.0	i 16V	110	C 20 XE DOHC	09/'91-08/'92	Q20PR-U	3007	D12	0,7	IK20	104	VK20Y
2.0	i 16V	110	20 XE / C 20 XE DOHC	09/'91-08/'92	Q20PR-U	3007	D12	0,7	IK20	104	VK20Y
2.0	i 16V	110	20 XE / C 20 XE DOHC	09/'92-'98	K20TXR	5063	D20	0,8	IK20	104	VK20Y
2.0	i 16V	110	X 20 XEV	'94-'98	K20TXR	5063	D20	0,8	IK20	104	VK20Y
ASTRA MkIV											
1.2	i 16V	48	X 12 XE / Z 12 XE Ecotec	02/'98->	K20TXR	5063	D20	1,0	IK16	103	VK16
1.4	i 16V	66	X 14 XE / Z 14 XE Ecotec	02/'98->	K20TXR	5063	D20	1,0	IK16	103	VK16
1.6	i 16V	74	X 16 XEL / Z 16 XE Ecotec	02/'98->	K20TXR	5063	D20	1,0	IK16	103	VK16
1.6	i	55-62	X 16 SZR / Z 16 SE	02/'98->	K20TXR	5063	D20	0,8	IK16	103	VK16
1.8	i 16V	84-92	X 18 XE(1) / Z 18 XE(L) Ecotec	02/'98->	K20TXR	5063	D20	1,0	IK16	103	VK16
2.0	i 16V	100	X 20 XEV Ecotec	02/'98->	K20TXR	5063	D20	0,9	IK20	104	VK20Y
2.0	i 16V OPC	118	X 20 XER	10/'99->	K20TXR	5063	D20	1,0	IK20	104	VK20
2.0	i 16V Turbo	140	Z 20 LET DOHC Turbo	12/'00->	K20TXR	5063	D20	1,0	IK20	104	VK20
2.2	i 16V	108	Z 22 SE Ecotec	09/'00->	ITV16	5338	I38	1,1	ITV16	138	
ASTRA MkV											
1.4	i 16V	66	Z 14 XEL, XEP	03/'04->	KJ16CR-L11	3132	D35	1,0	IK16	103	VK16
1.6	i 16V	77	Z 16 XEP	03/'04->	KJ16CR-L11	3132	D35	1,0	IK16	103	VK16
1.8	i 16V	92	Z 18 XE	03/'04->	KJ16CR-L11	3132	D35	1,0	IK16	103	VK16
2.0	i 16V Turbo	125	Z 20 LEL	03/'04->	KJ16CR11	3131	-	0,8	IK16	103	VK16
2.0	i 16V Turbo	147	Z 20 LER	09/'04->	KJ16CR11	3131	-	0,8	IK16	103	VK16
BELMONT (ASTRA SEDAN)											
1.3		56	13 S OHC	09/'85-'91	W20EPR-U	3047	D2	0,7	IW20	106	VW20



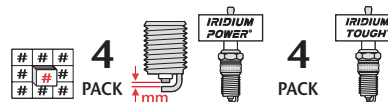
KW



VAUXHALL <i>continued</i>											
1.6	66	16 S, SV OHC		09/'85-'91	W20EPR-U	3047	D2	0,7	IW20	106	VW20
1.8 i	85	18 E OHC		09/'85-'91	W20EPR-U	3047	D2	0,7	IW20	106	VW20
1.8 i	85	18 SE OHC II		09/'85-'91	W20EPR-U	3047	D2	0,7	IW20	106	VW20
BRAVA											
2.3	66	4ZD1	Carb.	'90-'93	W20EPR-U11	3049	D13	1,1	IW20	106	VW20
CALIBRA											
2.0 i - / 4x4	85	C 20 NE	Hex = 16mm	'90-'98	K20TXR	5063	D20	0,8	IK16	103	VK16
2.0 i - / 4x4	85	C 20 NE	Hex = 18mm	03/'90-'98	W20EPR-U	3047	D2	0,7	IW20	106	VW20
2.0 i 16V	110	C 20 XE		03/'90-08/'91	Q20PR-U	3007	D12	0,7	IK20	104	VK20Y
2.0 i 16V	110	C 20 XE		09/'91-08/'92	Q20PR-U	3007	D12	0,7	IK20	104	VK20Y
2.0 i 16V	110	C 20 XE		09/'92-'98	K20TXR	5063	D20	0,8	IK20	104	VK20Y
2.0 i 16V Turbo	150	C 20 LET DOHC		'92-'98	K20R-U	3122	D31	0,8			VK20Y
2.5 i V-6	125	C 25 XE DOHC		'92-'98	K20TXR	5063	D20	0,8	IK20	104	VK20Y
CARLTON											
1.8	65	18 SV OHC II		'82-'94	W20EPR-U	3047	D2	0,7	IW20	106	VW20
1.8 i	85	18 SEH OHC II		09/'86-'94	W20EPR-U	3047	D2	0,7	IW20	106	VW20
1.8 S	66	18 S OHC		12/'82-08/'86	W20EPR-U	3047	D2	0,7	IW20	106	VW20
2.0 i	90	20 SE OHC II		09/'86-'94	W20EPR-U	3047	D2	0,7	IW20	106	VW20
2.0 S	74	20 S CIH		10/'78-08/'86	W20FPR-U	3070	D3	0,7	IWF20	178	
2.2 i	85	22 E CIH		11/'84-08/'86	W20FPR-U	3070	D3	0,7	IWF20	178	
2.4 i	92	C 24 NE		09/'88-03/'94	W20FPR-U	3070	D3	0,7	IWF20	178	
2.6 i	92	C 26 NE		09/'90-03/'94	W20FPR-U	3070	D3	0,7	IWF20	178	
3.0 GSi 3000	150	C 30 SE DOHC		01/'90-'94	K20TXR	5063	D20	0,8	IK20	104	VK20Y
3.0 GSi 3000	130	30 NE CIH		03/'87-'94	W20FPR-U	3070	D3	0,7	IWF20	178	
3.6 i 24V	277	C 36 CET		08/'90-09/'92	Q20PR-U	3007	D12	0,8	IK20	104	VK20Y
CAVALIER											
1.3	42-44	13..		08/'77-08/'81	W20EPR-U11	3049	D13	1,0	IW20	106	VW20
1.6 S	55	16 S		10/'75-08/'81	W20FPR-U	3070	D3	0,7	IWF20	178	
2.0 S	74	20 S		03/'78-08/'81	W20FPR-U	3070	D3	0,7	IWF20	178	
CAVALIER MkII											
1.3 S	55-56	13 S OHC		09/'81-08/'88	W20EPR-U	3047	D2	0,7	IW20	106	VW20
1.6 S	66-67	16 S OHC/16 SH OHC		09/'81-08/'88	W20EPR-U	3047	D2	0,7	IW20	106	VW20
1.8 i	82	18 E OHC/18 SE OHC		09/'81-08/'88	W20EPR-U	3047	D2	0,7	IW20	106	VW20
2.0 i	95	20 SEH OHC II		03/'87-08/'88	W20EPR-U	3047	D2	0,7	IW20	106	VW20
2.0 i	85-86	20NE / 20NE OHC II / C 20 NE OHC II		09/'86-08/'88	W16EPR-U	3021	D6	0,7	IW20	106	VW20
2.0 i	85-86	20NE / 20NE OHC II / C 20 NE OHC II		09/'88-'95	W16EPR-U	3021	D6	0,7	IW20	106	VW20
CAVALIER MkIII											
1.4	55	14 NV OHC		09/'88-'95	W20EPR-U	3047	D2	0,7	IW20	106	VW20
1.6 i	55	C 16 NZ OHC		'88-'95	W16EPR-U	3021	D6	0,7	IW20	106	VW20
1.6 i	55	E 16 NZ / E 16 NZ2		'88-'95	W16EPR-U	3021	D6	0,7	IW20	106	VW20
1.6	60	16 SV OHC		09/'88-'95	W20EPR-U	3047	D2	0,7	IW20	106	VW20
1.8	66	C 18 NZ OHC		09/'88-'95	W16EPR-U	3021	D6	0,7	IW20	106	VW20
1.8	66	18 SV		09/'88-'95	W20EPR-U	3047	D2	0,7	IW20	106	VW20
2.0 i 4x4	95	20 SEH II		09/'88-'93	W20EPR-U	3047	D2	0,7	IW20	106	VW20
2.0 SRi	95	20 SEH OHC II		09/'88-'95	W20EPR-U	3047	D2	0,7	IW20	106	VW20
2.0 SRi 16V	100	X 20 XEV		09/'93-11/'95	K20TXR	5063	D20	0,8	IK16	103	VK16
2.0 i 16V - / 4x4	110	C 20 XE DOHC		09/'88-08/'91	Q20PR-U	3007	D12	0,7	IK20	104	VK20Y
2.0 i 16V - / 4x4	110	C 20 XE DOHC		09/'91-08/'92	Q20PR-U	3007	D12	0,7	IK20	104	VK20Y
2.0 i 16V - / 4x4	110	C 20 XE DOHC		09/'92-'95	K20TXR	5063	D20	0,8	IK20	104	VK20Y
2.0 GSi	115	20 XE DOHC		09/'88-08/'91	Q20PR-U	3007	D12	0,7	IK20	104	VK20Y
2.0 GSi	115	20 XE DOHC		09/'91-08/'92	Q20PR-U	3007	D12	0,7	IK20	104	VK20Y
2.0 GSi	115	20 XE DOHC		09/'92-'95	K20TXR	5063	D20	0,8	IK20	104	VK20Y
2.5 i V-6	125	C 25 XE		02/'93-11/'95	K20TXR	5063	D20	0,8	IK20	104	VK20Y
CHEVANNE											
1.3	39	OHV		10/'80-12/'85	W20EPR-U	3047	D2	0,7	IW20	106	VW20
CHEVETTE											
1.3 E / GL / L	42	OHV		10/'75/'12/'85	W20EPR-U11	3049	D13	1,0	IW20	106	VW20
2.3 2300HS		OHC		06/'78-12/'79	T20PR-U	5035	-	1,0	ITF20	131	
COMBO											
1.2	33	12 NZ / C 12 NZ / X 12 SZ	Hex = 16mm	07/'94-10/'01	K20TXR	5063	D20	1,0	IK16	103	VK16
1.2	33	12 NZ / C 12 NZ / X 12 SZ	Hex = 21mm	07/'94-10/'01	W20EPR-U	3047	D2	0,7	IW20	106	VW20
1.4	44	X 14 SZ	Hex = 16mm	07/'94-10/'01	K20TXR	5063	D20	1,0	IK16	103	VK16
1.4	44-60-66	C 14 NZ / C 14 SE / X 14 XE	Hex = 16mm	07/'94-10/'01	K20TXR	5063	D20	1,0	IK16	103	VK16
1.4	44-60-66	C 14 NZ / C 14 SE / X 14 XE	Hex = 21mm	07/'94-10/'01	W20EPR-U	3047	D2	0,7	IW20	106	VW20
1.4 i 16V	66	Z 14 XEP		01/'04->	KJ16CR-L11	3132	D35	0,9	IK16	103	VK16
1.6 i	64	Z 16 SE		10/'01->	K20TXR	5063	D20	1,0	IK16	103	VK16
CORSA											
1.0 i 12V	40	X 10 XE DOHC Ecotec	3 Cyl.	02/'97-'01	K20TXR	5063	D20	1,0	IK16	103	VK16
1.2 i	33	C 12 NZ OHC		04/'93-'01	W20EPR-U	3047	D2	0,7	IW20	106	VW20
1.2 i	33	X 12 SZ		08/'95-'01	K20TXR	5063	D20	0,8	IK20	104	VK20Y
1.2 i 16V	48	X 12 XE DOHC Ecotec		09/'97-'01	K20TXR	5063	D20	1,0	IK20	104	VK20
1.4 i	44	C 14 NZ OHC		04/'93-'01	W20EPR-U	3047	D2	0,7	IW20	106	VW20



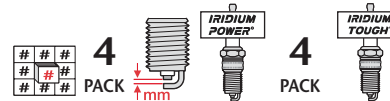
KW



VAUXHALL <i>continued</i>											
1.4 i Si	60	C 14 SE OHC		04/'93-'01	W20EPR-U	3047	D2	0,7	IW20	106	VW20
1.4 i	40-44	X 14 SZ		'95-'01	K20TXR	5063	D20	0,8	IK20	104	VK20Y
1.4 i 16V .. / Sport	66	X 14 XE Ecotec		09/'94-'01	K20TXR	5063	D20	0,8	IK20	104	VK20Y
1.6 i 16V	80	C 16 XE DOHC I		04/'93-'01	K20TXR	5063	D20	0,8	IK20	104	VK20Y
1.6 i 16V .. / GSi / Sport	78	X 16 XE Ecotec		11/'94-'01	K20TXR	5063	D20	0,8	IK20	104	VK20Y
CORSA MkII											
1.0 i 12V	43	X 10 XE / Z 10 XE DOHC Ecotec 3 Cyl.		08/'00-08/'03	K20TXR	5063	D20	1,0	IK16	103	VK16
1.0 i 12V	44	Z 10 XEP Twinport ECO 3 Cyl.		09/'03->	KJ16CR-L11	3132	D35	1,0	IK16	103	VK16
1.2 i 16V	55	Z 12 XE DOHC Ecotec		08/'00->	K20TXR	5063	D20	1,0	IK16	103	VK16
1.2 i 16V Twinport	59	Z 12 XEP		07/'04->	KJ16CR-L11	3132	D35	1,0	IK16	103	VK16
1.4 i 16V	66	X 14 XE / Z 14 XE DOHC Ecotec		09/'00->	K20TXR	5063	D20	1,0	IK20	104	VK20
1.8 i 16V GSi	92	X 18 XE / Z 18 XE		03/'01->	K20TXR	5063	D20	1,0	IK20	104	VK20
FRONTERA											
2.0 i	85	C 20 NE OHC II		'91->	W16EPR-U	3021	D6	0,7	IW20	106	VW20
2.0 i	85	X 20 SE		'95->	K20TXR	5063	D20	0,8	IK20	104	VK20Y
2.2 i 16V	100	X 22 XE		03/'95->	K20TXR	5063	D20	0,8	IK20	104	VK20Y
2.4 i	92	C 24 NE CIH		'91->	W20FPR-U	3070	D3	0,7	IWF20	178	
FRONTERA MkII											
2.2 i 16V	100	X 22 E, Y 22 E		07/'98->	K20TXR	5063	D20	1,0	IK20	104	VK20
3.2 i V-6 24V	151	6V D1 (V-6, DOHC)		07/'98->	K16PR-P11	3293	-	1,1	IK16	103	VK16
HA											
1.3 VAN	32	OHV		10/'80-12/'85	W20EPR-U	3047	D2	0,7	IW20	106	VW20
MERIVA											
1.4 i 16V Twinport	66	Z 14 XEP		07/'04->	KJ16CR-L11	3132	D35	1,1	IK16	103	VK16
1.6 i	64	Z 16 SE		05/'03->	K20TXR	5063	D20	1,0	IK16	103	VK16
1.6 i 16V	74	Z 16 XE		05/'03->	K20TXR	5063	D20	1,0	IK16	103	VK16
1.8 i 16V	92	Z 18 XE		05/'03->	K20TXR	5063	D20	1,0	IK16	103	VK16
MIDI MkII											
1.8	56	4ZB1	Carb.	'90-'93	W20EPR-U	3047	D2	0,7	IW20	106	VW20
2.0	60	4ZC1	Carb.	'88-'93	W20EPR-U	3047	D2	0,7	IW20	106	VW20
MONTEREY MkII											
3.2 i 24V	130	6VDI 24V (Isuzu)	Cat	06/'92->	K20PR-U11	3121	D14	1,1	IK20	104	VK20
NOVA											
1.0	33	10 S OHV		05/'83-'93	W20FPR-U	3070	D3	0,7	IWF20	178	
1.2	40	12 S OHC		05/'83-'93	W20EPR-U	3047	D2	0,7	IW20	106	VW20
1.3	51	13 S / SB OHC		05/'83-'93	W20EPR-U	3047	D2	0,7	IW20	106	VW20
1.4	56	14 NV OHC		01/'90-'93	W20EPR-U	3047	D2	0,7	IW20	106	VW20
1.6 i	74	E 16 SE OHC I		05/'88-'93	W20EPR-U	3047	D2	0,7	IW20	106	VW20
OMEGA											
2.0 i	85	20 SE OHC II		01/'94-'03	W20EPR-U	3047	D2	0,9	IW20	106	VW20
2.0 i 16V	85	X 20 SE OHC II		01/'94-'03	K20TXR	5063	D20	0,9	IK20	104	VK20Y
2.0 i 16V	100	X 20 XEV		01/'94-'03	K20TXR	5063	D20	0,9	IK20	104	VK20Y
2.2 i 16V	106	Y 22 XE, Z 22 XE Ecotec		09/'99-'03	K20TXR	5063	D20	1,0	IK16	103	VK16
2.5 i V-6 24V	125	X 25 XE		01/'94-'03	K20TXR	5063	D20	0,9	IK20	104	VK20Y
2.6 i V-6 24V	132	Y 26 SE (DOHC)		09/'00-'03	K20PBR-S10	5061	D76	1,0	IK20	104	VK20
3.0 i V-6 24V	155	X 30 XE		01/'94-'03	K20TXR	5063	D20	0,9	IK20	104	VK20Y
3.2 i V-6 24V	160	Y 32 SE (DOHC)		06/'00-'03	K20PBR-S10	5061	D76	1,0	IK20	104	VK20
LOTUS CARLTON											
3.6 24V Twin Turbo	265-281	C 36 GET DOHC		'90-'94	K20PR-ZU11	3163	-	0,8			VK20Y
RASCAL											
1.0	33	F 10 A	Carb.	'86-'94	W20EPR-U	3047	D2	0,7	IW20	106	VW20
ROYALE											
2.8 S	185	28 S CIH		10/'78-12/'82	W20FPR-U	3070	D3	0,7	IWF20	178	
3.0 i E	240	30 E CIH		10/'78-12/'82	W20FPR-U	3070	D3	0,7	IWF20	178	
SENATOR MkII											
2.5 i	103	25 NE CIH		09/'87-12/'89	W20FPR-U	3070	D3	0,7	IWF20	178	
2.6 i	110	C 26 NE CIH		09/'90-08/'93	W20FPR-U	3070	D3	0,7	IWF20	178	
3.0 i	115-130	C 30 LE CIH / NE CIH		09/'87-08/'93	W20FPR-U	3070	D3	0,7	IWF20	178	
3.0 i	150	C 30 SE DOHC		09/'89-08/'93	K20TXR	5063	D20	0,8	IK20	104	VK20Y
SIGNUM											
1.8 i 16V	90	Z 18 XE Ecotec		05/'03->	K20PBR-S10	5061	D76	1,0	IK16	103	VK16
2.0 i 16V Turbo	129	Z 20 NET Turbo Ecotec		05/'03->	PK20PR11	3168	P28	1,0	IK20	104	VK20
2.2 i 16V	114	Y 22 XE, Z 22 XE Ecotec		'03->	ITV16	5338	I38	1,1	ITV16	138	
2.2 i 16V	114	Y 22 XE, Z 22 XE Ecotec		'03->	K20PBR-S10	5061	D76	1,0	IK16	103	VK16
2.2 i 16V Direct	114	Z 22 YH Direct Ecotec		05/'03->	K20PBR-S10	5061	D76	1,0	IK16	103	VK16
2.8 i V-6 24V Turbo	169	Ecotec		09/'05->	VKH20	5618	V18	1,1	IKH20	144	VKH20
3.2 i V-6 24V Turbo	155	Z 32 SE Ecotec		05/'03->	K20PBR-S10	5061	D76	1,0	IK16	103	VK16
SINTRA											
2.2 i 16V	104	X 22 XE		'96-'00	K20TXR	5063	D20	0,8	IK20	104	VK20Y
3.0 i V-6	148	X 30 XE		'96-'00	K20TXR	5063	D20	0,8	IK20	104	VK20Y
SPEEDSTER											
2.0 i 16V Turbo	147	Z 20 LET Turbo Ecotech		04/'03->	K20TXR	5063	D20	1,0	IK20	104	VK20



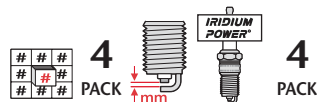
KW



VAUXHALL <i>continued</i>											
TIGRA											
1.4 i	66	X 14 XE		'94->	K20TXR	5063	D20	0,8	IK20	I04	VK20Y
1.4 i 16V TwinTop	66	Z 14 XEP		06.04-	KJ16CR-L11	3132	D35	1,0	IK16	I03	VK16
1.6 i	78	X 16 XE		'94->	K20TXR	5063	D20	0,8	IK20	I04	VK20Y
1.8 i 16V TwinTop	92	Z 18 XE		06.04-	KJ16CR-L11	3132	D35	1,0	IK16	I03	VK16
VECTRA											
1.6 i 16V	55	16 LZ2 / X 16 SZR		10/'95-05/'02	K20TXR	5063	D20	0,9	IK20	I04	VK20Y
1.6 i 16V	74	X 16 XEL		10/'95-05/'02	K20TXR	5063	D20	0,9	IK20	I04	VK20Y
1.8 i 16V	85	X 18 XE		10/'95-05/'02	K20TXR	5063	D20	0,9	IK20	I04	VK20Y
2.0 i 16V	100	X 20 XEV		10/'95-05/'02	K20TXR	5063	D20	0,9	IK20	I04	VK20Y
2.5 i V-6 24V	125	X 25 XE		10/'95-05/'02	K20TXR	5063	D20	0,9	IK20	I04	VK20Y
VECTRA MkII											
1.6 i 16V	74	Z 16 XE Ecotec		03/'02->	K20TXR	5063	D20	1,0	IK16	I03	VK16
1.8 i 16V	90	Z 18 XE, Z 18 XEL Ecotec		03/'02->	K20TXR	5063	D20	1,0	IK16	I03	VK16
1.8 i 16V	103	Z 18 XER		01/'06->	KJ16CR-L11	3132	D35	1,0	IK16	I03	VK16
2.0 i 16V Turbo	129	Ecotec Turbo		03/'02->	K20TXR	5063	D20	1,0	IK20	I04	VK20
2.2 i 16V	108	Z 22 SE Ecotec		03/'02->	ITV16	5338	I38	1,1	ITV16	I38	
2.2 i 16V (Direct Injection)	110	Z 22 YH Ecotec Direct Injection		10/'03->	K20PBR-S10	5061	D76	1,0	IK20	I04	VK20
3.0 i V-6 24V 3000 SUPERTOURING	196	Ecotec		10/'97->	K20TXR	5063	D20	0,9	IK20	I04	VK20
3.2 i V-6 24V GTS	155	Z 32 SE (DOHC V-6)		08/'02->	K20PBR-S10	5061	D76	1,0	IK20	I04	VK20
VIVARO											
2.0 i 16V	88	20P - F4R - 720		03/'01->	K20PR-U	3145	D22	0,9	IK20	I04	VK20
ZAFIRA											
1.6 i 16V	74	X 16 XE / Z 16 XE(L) DOHC Ecotec		03/'99-06/'05	K20TXR	5063	D20	0,9	IK20	I04	VK20Y
1.6 i 16V	77	Z 16 XEP DOHC Ecotec		07/'05->	KJ16CR-L11	3132	D35	1,0	IK16	I03	VK16
1.8 i 16V	85	X 18 XE / Z 18 XE DOHC Ecotec		03/'99-06/'05	K20TXR	5063	D20	0,9	IK20	I04	VK20Y
1.8 i 16V	103	Z 18 XEP DOHC Ecotec		07/'05->	KJ16CR-L11	3132	D35	1,0	IK16	I03	VK16
2.0 i 16V OPC	141	Z 20 LET Turbo Ecotech		09/'01-06/'05	K20TXR	5063	D20	1,0	IK20	I04	VK20
2.0 i 16V GSI Turbo	141	Z 20 LET Turbo Ecotech		09/'01-06/'05	K20TXR	5063	D20	1,0	IK20	I04	VK20
2.0 i 16V Turbo	147	Z 20 LER Turbo Ecotec		07/'05->	KJ16CR-L11	3132	D35	1,0	IK16	I03	VK16
2.2 i 16V	108	Z 22 SE Ecotec		09/'00-06/'05	ITV16	5338	I38	1,1	ITV16	I38	
2.2 i 16V	110	Z 22 YH Ecotec		07/'05->	K20PBR-S10	5061	D76	1,0	IK16	I03	VK16
VICEROY											
2.5	85	25 S CIH		10/'80-12/'82	W20FPR-U	3070	D3	0,7	IWF20	I78	
VX 220											
2.0 i 16V Turbo	147	Z 20 LET Turbo Ecotech		04/'03->	K20TXR	5063	D20	1,0	IK20	I04	VK20
2.2 i 16V	108	Z 22 SE		08/'00->	ITV16	5338	I38	1,1	ITV20	I39	
VOLGA											
GAZ 69 AM											
2.5					W16FS-U	3034	-	0,8	IWF16	I59	
GAZ VAN											
2.5 All Models					W16FS-U	3034	-	0,8	IWF16	I59	
GAZ											
2.4 469 B (4x4)	53	L-25 (Aro)	4 Cyl.	'78->	W22FPR-U	4022	-	0,7			
2.5 M 21 / M 22 / M 24				'69->	W14L	6013	-	0,8			
2.5 24 / 2402				'73->	W16FS-U	3034	-	0,8	IWF16	I59	
2.5 3102					W20ES-U	3051	-	0,8	IW20	I06	VW20
3.4 3105	125	V-8		'92->	W20EPR-U	3047	D2	0,7	IW20	I06	VW20
2.5 3302	66			'93->	W20FPR-U	3070	D3	0,7	IWF20	I78	
2.5 3302	74			'93->	W20FPR-U	3070	D3	0,7	IWF20	I78	
All Models					W20FP-U	3068	D18	0,9	IWF20	I78	
VOLVO											
66											
1.1	33	B 11		08/'75-08/'78	W20FP-U	3068	D18	0,6	IWF20	I78	
1.3	42	B 13 / B 130		'75-08/'78	W20FP-U	3068	D18	0,6	IWF20	I78	
140											
2.0 142 i / 142 / 144 / 145	60-91	B 20 A / B / D / E		'69-'74	W22FP-U	4021	D74	0,7	IWF22	I79	
160											
3.0 164 / i 164 / 165	96-118	B 30 A / E / F		'68-'75	W22FP-U	4021	D74	0,7	IWF22	I79	
240											
1.8	66	B 17 A		11/'78-07/'88	W20EP-U	3043	D4	0,7	IW20	I06	VW20
2.0	66-74	B 19 A / B 19 K		09/'76-07/'84	W20EP-U	3043	D4	0,7	IW20	I06	VW20
2.0	72-85	B 200 K		08/'84-07/'89	W20EPR-U	3047	D2	0,7	IW20	I06	VW20
2.0 Inj.	86	B 19 E		09/'76-07/'84	W20EPR-U	3047	D2	0,7	IW20	I06	VW20
2.0 Inj.	86	B 200 E		08/'84-07/'87	W20EP-U	3043	D4	0,7	IW20	I06	VW20
2.0 Inj.	86	B 200 E		08/'87-07/'92	W20EPR-U	3047	D2	0,7	IW20	I06	VW20
2.0 Inj.	77-82	B 200 F	Cat	04/'91-08/'93	W20EPR-U	3047	D2	0,7	IW20	I06	VW20
2.0 Inj. Turbo	107	B 19 ET		08/'81-07/'84	W20EP-U	3043	D4	0,7	IW20	I06	VW20
2.1	74-80	B 21 A		08/'74-07/'84	W20EP-U	3043	D4	0,7	IW20	I06	VW20
2.1 Inj.	90	B 21 E		08/'74-07/'82	W20EP-U	3043	D4	0,7	IW20	I06	VW20



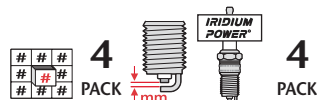
KW



VOLVO continued												
2.1	Inj. Turbo	114	B 21 ET		08/'80-07/'86	W20EP-U	3043	D4	0,7	IW20	106	VW20
2.3		78-82	B 23 A		08/'80-07/'88	W20EP-U	3043	D4	0,7	IW20	106	VW20
2.3		78-85	B 230 A / B 230 K		08/'80-07/'88	W20EP-U	3043	D4	0,7	IW20	106	VW20
2.3	GL	85	B 230 K		07/'88-07/'91	W20EP-U	3043	D4	0,7	IW20	106	VW20
2.3	GLT	85	B 230 F	Cat	08/'84-07/'88	W20EPR-U	3047	D2	0,7	IW20	106	VW20
2.3	GLT	84	B 230 F	Cat	08/'88-08/'93	W20EPR-U	3047	D2	0,7	IW20	106	VW20
2.3	Inj. ... / 242 GT	91-103	B 23 E / B 230 E		03/'79-07/'87	W20EP-U	3043	D4	0,7	IW20	106	VW20
2.3	Inj. ... / GLT	96	B 230 E		07/'88-07/'91	W20EPR-U	3047	D2	0,7	IW20	106	VW20
2.3	Inj.	85	B 230 FD	Cat	08/'92-08/'93	W20EPR-U	3047	D2	0,7	IW20	106	VW20
2.8	Inj.	114	B 28 E		08/'80-07/'84	T20EPR-U	5032	D7	0,6	IT20	126	VT20
260												
2.3		78-82	B 23 A		08/'81-07/'82	W20EP-U	3043	D4	0,7	IW20	106	VW20
2.7	Inj. Coupe	140	B 27 E	V-6	03/'77-07/'80	T20EPR-U	5032	D7	0,6	IT20	126	VT20
2.7	Inj.	140	B 27 E	V-6	08/'74-07/'80	T20EPR-U	5032	D7	0,6	IT20	126	VT20
2.8	... / Coupe	95	B 28 A	V-6	08/'79-07/'82	T20EPR-U	5032	D7	0,6	IT20	126	VT20
2.8	Inj. Coupe (262)	114	B 28 E	V-6	08/'80-07/'82	T20EPR-U	5032	D7	0,6	IT20	126	VT20
2.8	Inj.	114	B 28 E	V-6	08/'80-07/'84	T20EPR-U	5032	D7	0,6	IT20	126	VT20
340												
1.3	Ch. Nr -> 240999	49	(Renault) B 13	(SF)	08/'79-07/'91	W16EP-U	3018	D8	0,7	IW16	105	VW16
1.3	Ch. Nr 241000 ->	49	B 13 4E	(SF)	'89-07/'91	J16CR-U	3256	D15	0,8	IW20	106	VW20
1.4		47-53	(Renault) B 14		08/'79-07/'84	W20EP-U	3043	D4	0,7	IW20	106	VW20
1.4		47-53	(Renault) B 14 (E/S)		08/'84-07/'91	W20EPR-U	3047	D2	0,7	IW20	106	VW20
1.4		47-53	(Ren.) B 14 4E/40/4S/4ED	Cat	08/'86-07/'91	J16CR-U	3256	D15	0,8	IW20	106	VW20
1.7	Ch. Nr -> 240999	61	(Renault) B 172 K		07/'85-08/'86	W20EPR-U	3047	D2	0,7	IW20	106	VW20
1.7	Ch. Nr 241000 ->	61	(Renault) B 172 K (9.5:1)		09/'86-07/'91	J16CR-U	3256	D15	0,8	IW20	106	VW20
2.0		65-68	B 19 A		08/'79-07/'84	W20EP-U	3043	D4	0,7	IW20	106	VW20
2.0		72-76	B 200 K		08/'84-07/'86	W20EPR-U	3047	D2	0,7	IW20	106	VW20
2.0	Inj.	86	B 200 E		08/'84-07/'88	W20EPR-U	3047	D2	0,7	IW20	106	VW20
2.0	Sport	90	B 19 A		10/'81-07/'84	W20EP-U	3043	D4	0,7	IW20	106	VW20
360												
2.0		65-70	B 19 A		08/'82-07/'84	W20EP-U	3043	D4	0,7	IW20	106	VW20
2.0	Inj.	83-86	B 19 E		08/'82-07/'84	W20EPR-U	3047	D2	0,7	IW20	106	VW20
2.0	Inj.	80-86	B 200 F	Cat	08/'84-07/'90	W20EPR-U	3047	D2	0,7	IW20	106	VW20
2.0	Inj.	82-86	B 200 E		08/'84-07/'90	W20EPR-U	3047	D2	0,7	IW20	106	VW20
2.0		72-76	B 200 K		08/'84-07/'90	W20EPR-U	3047	D2	0,7	IW20	106	VW20
440												
1.6	Inj.	61-69	B 16 F (Mpi)	Cat (SF)	09/'88->	J16CR-U	3256	D15	0,8	IW20	106	VW20
1.7	DL / GL	59	B 18 K		09/'89->	J16CR-U	3256	D15	0,8	IW20	106	VW20
1.7	DL / GL	57	B 18 KD	Cat	09/'89->	J16CR-U	3256	D15	0,8	IW20	106	VW20
1.7	DL / GL	64-66	B 18 KP / B 18 KP/D	W/W Cat	09/'88->	J16CR-U	3256	D15	0,8	IW20	106	VW20
1.7	i GLE / GLT	70-75	B 18 F	Cat	09/'88->	J16CR-U	3256	D15	0,8	IW20	106	VW20
1.7	ES	75	B 18 FP (Mpi)	Cat	09/'89->	J16CR-U	3256	D15	0,8	IW20	106	VW20
1.7	Inj.	88	B 18 E		09/'88-09/'89	W20EXR-U	3211	D26	0,8	IW22	107	VW20
1.7	Inj.	78	B 18 ED	Cat	09/'88-09/'89	W20EXR-U	3211	D26	0,8	IW22	107	VW20
1.7	i GLE / GLT	78-80	B 18 EP		09/'88->	J16CR-U	3256	D15	0,8	IW20	106	VW20
1.7	i Turbo	88-90	B 18 FT (M) (Mpi)	Cat	09/'88->	W20EXR-U	3211	D26	0,8	IW22	107	VW20
1.8	i GLE / GLT	66	B 18 U (103) (Spi)	Cat	09/'91->	J16CR-U	3256	D15	0,8	IW20	106	VW20
2.0	Inj.	81	B 20 F (Mpi)	Cat	09/'92->	W20EXR-U	3211	D26	0,8	IW22	107	VW20
460												
1.6	Inj.	61-69	B 16 F	Cat (SF)	03/'90->	J16CR-U	3256	D15	0,8	IW20	106	VW20
1.7		64-66	B 18 KP	W/W Cat	03/'90->	J16CR-U	3256	D15	0,8	IW20	106	VW20
1.7	GL / GLE	75	B 18 FP	Cat	03/'90->	J16CR-U	3256	D15	0,8	IW20	106	VW20
1.7	Inj.	78	B 18 EP		03/'90->	J16CR-U	3256	D15	0,8	IW20	106	VW20
1.7	i Turbo	88-90	B 18 FT (M) (Mpi)	Cat	03/'90->	W20EXR-U	3211	D26	0,8	IW22	107	VW20
1.8	Inj.	66	B 18 U (Spi)	Cat	09/'91->	J16CR-U	3256	D15	0,8	IW20	106	VW20
2.0	Inj.	81	B 20 F (Mpi)	Cat	09/'92->	W20EXR-U	3211	D26	0,8	IW22	107	VW20
480												
1.7	ES	78-80	B 18 E		04/'86-07/'89	W20EXR-U	3211	D26	0,8	IW22	107	VW20
1.7	ES	70-75	B 18 F	Cat	05/'87-08/'89	J16CR-U	3256	D15	0,8	IW20	106	VW20
1.7	ES	75	B 18 FP	Cat	08/'89->	J16CR-U	3256	D15	0,8	IW20	106	VW20
1.7	ES Turbo	88-90	B 18 FT	Cat	08/'88->	W20EXR-U	3211	D26	0,8	IW22	107	VW20
2.0	ES Inj.	81	B 20 F	Cat	09/'92->	W20EXR-U	3211	D26	0,8	IW22	107	VW20
740												
2.0	Inj.	86-88	B 19 E / B 200 E		08/'83-07/'91	W20EPR-U	3047	D2	0,7	IW20	106	VW20
2.0	GL	76	B 200 K		08/'84-07/'89	W20EPR-U	3047	D2	0,7	IW20	106	VW20
2.0	Inj. 16	103	B 204 E	(I)	08/'88-07/'91	W20EPR-U	3047	D2	0,7	IW20	106	VW20
2.0	Inj.	80-82	B 200 F	Cat	08/'89-07/'91	W20EPR-U	3047	D2	0,7	IW20	106	VW20
2.0	Inj.	80-82	B 200 G		08/'91-08/'94	W20EPR-U	3047	D2	0,7	IW20	106	VW20
2.0	Inj. Turbo	110	B 19 ET		04/'84-07/'84	W20EP-U	3043	D4	0,7	IW20	106	VW20
2.0	Inj. Turbo	120	B 200 ET		08/'84-08/'86	W20EP-U	3043	D4	0,7	IW20	106	VW20
2.0	Inj. Turbo	120	B 200 ET		08/'86-07/'89	W20EPR-U	3047	D2	0,7	IW20	106	VW20
2.0	Inj. 16 Turbo intercooler	136	B 204 GT	(I)	08/'89-07/'90	W20EPR-U	3047	D2	0,7	IW20	106	VW20



KW



4



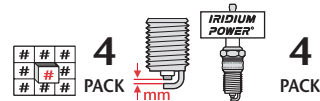
4



VOLVO continued												
2.0	Inj. 16 Turbo intercooler	140	B 204 FT	Cat (I)	01/'90-07/'90	W20EPR-U	3047	D2	0,7	IW20	106	VW20
2.0	Inj. Turbo	105-114	B 200 FT	Cat	08/'90-07/'92	W20EPR-U	3047	D2	0,7	IW20	106	VW20
2.3	.. / Inj. GLE	96	B 230 E		08/'83-07/'91	W20EPR-U	3047	D2	0,7	IW20	106	VW20
2.3	GL / GLE	80-86	B 230 A / B 230 K		08/'84-07/'86	W20EPR-U	3043	D4	0,7	IW20	106	VW20
2.3	GL / GLE	80-86	B 230 A / B 230 K		08/'86-07/'90	W20EPR-U	3047	D2	0,7	IW20	106	VW20
2.3	GL / GLE	86	B 230 K		08/'86-07/'90	W20EPR-U	3047	D2	0,7	IW20	106	VW20
2.3	GL	85	B 230 F	Cat	08/'88-08/'94	W20EPR-U	3047	D2	0,7	IW20	106	VW20
2.3	Inj.	85	B 230 F	Cat (S)	08/'88->	W20EPR-U	3047	D2	0,7	IW20	106	VW20
2.3	Inj.	96	B 230 F / .. FB	Cat	08/'90-07/'92	W20EPR-U	3047	D2	0,7	IW20	106	VW20
2.3	Inj.	94	B 230 G		08/'91->	W20EPR-U	3047	D2	0,7	IW20	106	VW20
2.3	Inj. GLT 16V	111-117	B 234 F	Cat	04/'88-07/'91	W20EPR-U	3047	D2	0,7	IW20	106	VW20
2.3	Inj. 16	114	B 234 G		08/'90-08/'92	W20EPR-U	3047	D2	0,7	IW20	106	VW20
2.3	Turbo	130	B 230 ET		08/'84-07/'86	W20EPR-U	3043	D4	0,7	IW20	106	VW20
2.3	Inj. Turbo	130-134	B 230 ET	+(S)	08/'86-07/'89	W20EPR-U	3047	D2	0,7	IW20	106	VW20
2.3	Inj. Turbo	120	B 230 GT		08/'89-07/'90	W20EPR-U	3047	D2	0,7	IW20	106	VW20
2.3	Inj. Turbo intercooler	114-121	B 230 FT	Cat	08/'89-07/'91	W20EPR-U	3047	D2	0,7	IW20	106	VW20
760												
2.0	Inj. Turbo	120	B 200 ET		08/'84-07/'87	W20EPR-U	3043	D4	0,7	IW20	106	VW20
2.0	Inj. Turbo	120	B 200 ET		08/'87-07/'89	W20EPR-U	3047	D2	0,7	IW20	106	VW20
2.0	Inj. 16 Turbo intercooler	136	B 204 GT	(I)	01/'90-07/'90	W20EPR-U	3047	D2	0,7	IW20	106	VW20
2.0	Inj. 16 Turbo intercooler	140	B 204 FT	Cat (I)	01/'90-07/'92	W20EPR-U	3047	D2	0,7	IW20	106	VW20
2.3	Inj. Turbo	127	B 23 ET		08/'82-07/'84	W20EPR-U	3043	D4	0,7	IW20	106	VW20
2.3	Inj. Turbo	114-119	B 230 FT	Cat	08/'84-07/'92	W20EPR-U	3047	D2	0,7	IW20	106	VW20
2.3	Inj. Turbo	120	B 230 GT	Cat (F) (I)	08/'89-07/'90	W20EPR-U	3047	D2	0,7	IW20	106	VW20
2.3	Inj. Turbo intercooler	134	B 230 ET		08/'84-07/'89	W20EPR-U	3047	D2	0,7	IW20	106	VW20
2.8		95-96	B 28 A		08/'82-07/'86	T20EPR-U	5032	D7	0,6	IT20	126	VT20
2.8	GLE	100-115	B 28 E		02/'82-08/'91	T20EPR-U	5032	D7	0,6	IT20	126	VT20
2.8	GLE	100-115	B 28 F / B 280 F	Cat	02/'82-08/'91	T20EPR-U	5032	D7	0,6	IT20	126	VT20
2.8	GLE	108-125	B 280 E	(DK,N,S,SF)	05/'86-07/'91	T20EPR-U	5032	D7	0,6	IT20	126	VT20
2.8	inj. GLE	115-125	B 280 E		05/'86-07/'91	T22EP-U	5040	-	0,6	IT22	127	
780												
2.0	Inj. Turbo	120	B 200 ET		01/'86-07/'87	W20EPR-U	3043	D4	0,7	IW20	106	VW20
2.0	Inj. Turbo	120	B 200 ET		08/'87-07/'89	W20EPR-U	3047	D2	0,7	IW20	106	VW20
2.0	Inj. 16 Turbo intercooler	136	B 204 GT		08/'89-07/'90	W20EPR-U	3047	D2	0,7	IW20	106	VW20
2.8	Bertone	108-125	B 280 E		05/'86-07/'91	T22EP-U	5040	-	0,6	IT22	127	
2.8	Bertone	108-125	B 280 E	(DK,N,S,SF)	05/'86-07/'91	T20EPR-U	5032	D7	0,6	IT20	126	VT20
2.8	Bertone	110	B 280 F	Cat	05/'86-07/'91	T20EPR-U	5032	D7	0,6	IT20	126	VT20
850												
2.0	i (10V)	92	B 5202 S	Single electrode	09/'94-01/'97	K20PR-U	3145	D22	0,9	IK20	104	VK20
2.0	i (10V)	92	B 5202 S	Double electrode	09/'94-01/'97	K20TXR	5063	D20	0,9	IK20	104	VK20
2.0	GLT (20V)	96	B 5204 F	Single electrode	04/'92-01/'97	K20PR-U	3145	D22	0,9	IK20	104	VK20
2.0	GLT (20V)	96	B 5204 F	Double electrode	04/'92-01/'97	K20TXR	5063	D20	0,9	IK20	104	VK20
2.0	i (20V)	105	B 5204 S	Single electrode	06/'91-01/'97	K20PR-U	3145	D22	0,9	IK20	104	VK20
2.0	i (20V)	105	B 5204 S	Double electrode	06/'91-01/'97	K20TXR	5063	D20	0,9	IK20	104	VK20
2.0	Inj. Turbo (20V)	150	B 5204 FT (Turbo)		09/'93-01/'97	K22PR-ZU	3290	-	0,8	IK22	110	VK22
2.3	T (20V)	142	B 5254 T (Low pressure Turbo)		'95-01/'97	K22PR-ZU	3290	-	0,8	IK22	110	VK22
2.3	T-5 (20V)	166	B 5234 T (F) (Turbo)		09/'93-01/'97	K22PR-ZU	3290	-	0,8	IK22	110	VK22
2.3	T-5 R (20V)	177	B 5234 T5 (F) (Turbo) (Auto. box)		09/'94-01/'97	K22PR-ZU	3290	-	0,8	IK22	110	VK22
2.3	R	184	B 5234 T4 (Turbo) (Man. box)		'95-01/'97	K22PR-ZU	3290	-	0,8	IK22	110	VK22
2.5	i GLE	103-106	B 5252 F / B 5252 S	Single electrode	09/'92-01/'97	K20PR-U	3145	D22	0,9	IK20	104	VK20
2.5	i GLE	103-106	B 5252 F / B 5252 S	Double electrode	09/'92-01/'97	K20TXR	5063	D20	0,9	IK20	104	VK20
2.5	GLT (20V)	125	B 5254 F / B 5254 S	Single electrode	09/'91-01/'97	K20PR-U	3145	D22	0,9	IK20	104	VK20
2.5	GLT (20V)	125	B 5254 F / B 5254 S	Double electrode	09/'91-01/'97	K20TXR	5063	D20	0,9	IK20	104	VK20
940												
2.0	GLE 16V	100-103	B 204 E	(I)	09/'90-08/'91	W20EPR-U	3047	D2	0,7	IW20	106	VW20
2.0	Inj.	88	B 200 E		09/'90-08/'91	W20EPR-U	3047	D2	0,7	IW20	106	VW20
2.0	Inj.	80	B 200 G		09/'91-08/'93	W20EPR-U	3047	D2	0,7	IW20	106	VW20
2.0	Inj.	82	B 200 F	Cat	01/'92->	W20EPR-U	3047	D2	0,7	IW20	106	VW20
2.0	Turbo	105-114	B 200 FT	Cat	01/'91->	W20EPR-U	3047	D2	0,7	IW20	106	VW20
2.3	GLT 16V	114	B 234 F	Cat	09/'90-09/'94	W20EPR-U	3047	D2	0,7	IW20	106	VW20
2.3	GLT 16V	114	B 234 G		09/'90-08/'92	W20EPR-U	3047	D2	0,7	IW20	106	VW20
2.3	GL / GLE	96	B 230 F / .. B	Cat	09/'91->	W20EPR-U	3047	D2	0,7	IW20	106	VW20
2.3	Inj.	96	B 230 G		09/'91->	W20EPR-U	3047	D2	0,7	IW20	106	VW20
2.3	Inj.	84	B 230 F	Cat (S)	09/'92->	W20EPR-U	3047	D2	0,7	IW20	106	VW20
2.3	Turbo	121	B 230 FT	Cat	09/'90->	W20EPR-U	3047	D2	0,7	IW20	106	VW20
2.3	Inj. LPT	99	B 230 FK (Low press. Turbo)	Cat	'95->	W20EPR-U	3047	D2	0,7	IW20	106	VW20
960												
2.0	Inj. 16 Turbo intercooler	140	B 204 FT	Cat	09/'90->	W20EPR-U	3047	D2	0,7	IW20	106	VW20
2.3	Inj. Turbo intercooler	121	B 230 FT	Cat	09/'91->	W20EPR-U	3047	D2	0,7	IW20	106	VW20
2.3	Inj. Turbo intercooler	121	B 230 FT	Cat (S)	03/'93->	W20EPR-U	3047	D2	0,7	IW20	106	VW20
2.3	Inj. Turbo intercooler	125	B 230 GT / -GK		09/'91->	W20EPR-U	3047	D2	0,7	IW20	106	VW20
2.5	Inj. 24V	125	B 6254 F / -S / -G	Cat	08/'94->	Q20PR-U	3007	D12	0,7	IK20	104	VK20Y



KW

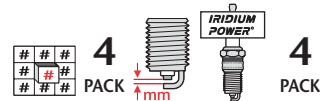


VOLVO continued											
2.8 Inj.	110	B 280 F	Cat	09/'90-08/'91	T20EPR-U	5032	D7	0,6	IT20	I26	VT20
2.8 Inj.	125	B 280 E		09/'90-08/'91	T20EPR-U	5032	D7	0,6	IT20	I26	VT20
3.0 Inj.	135-150	B 6304 G		09/'91->	Q20PR-U	3007	D12	0,7	IK20	I04	VK20Y
3.0 Inj. 24V	150	B 6304 F	Cat	09/'90->	Q20PR-U	3007	D12	0,7	IK20	I04	VK20Y
3.0 Inj. 24V	150-170	B 6304 S / B6304 G	Cat	08/'95->	K20TXR	5063	D20	0,9	IK20	I04	VK20Y
AMAZON											
1.6 P120	44	B 16 A		'56-'61	W20S-U	3075	-	0,7			
1.6 S / P 120	63	B 16 B		'56-'61	W22S-U	4027	-	0,7			
1.8 P120 / PV544		B 18 A / B 18 D		->'68	W20FP-U	3068	D18	0,7	IWF20	I78	
1.8 121 / 122/S		B 18 A / B 18 D		->'68	W20FP-U	3068	D18	0,7	IWF20	I78	
1.8 131 / 132S		B 18 A / B 18 D		->'68	W20FP-U	3068	D18	0,7	IWF20	I78	
1.8 123GT / 223		B 18 B		->'68	W22FP-U	4021	D74	0,7	IWF22	I79	
2.0 121 / 131	60	B 20 A		'69-'70	W22FP-U	4021	D74	0,7	IWF22	I79	
2.0 122 / 123	74	B 20 B		'69-'70	W22FP-U	4021	D74	0,7	IWF22	I79	
C											
2.0 202		B 20 A		01/'77-12/'91	W20FP-U	3068	D18	0,7	IWF20	I78	
3.0 303 / 304 / 306	117	B 30 A		10/'74-12/'91	W20FP-U	3068	D18	0,7	IWF20	I78	
C 30											
1.6 i 16V	74	B4164 S3		10/'06->	T16VR-U10	5086	D131	1,3	ITV16	I38	-
1.8 i 16V	92	B4184 S08		10/'06->	IT20	5326	I26	1,3	IT20	I26	VT20
2.0 i 16V	107	B4204 S3		10/'06->	K20TXR	5063	D20	0,9	IK20	I04	VK20Y
2.4 i 20V	125	B5244 S4		10/'06->	K20HR-U11	3381	D118	1,1	IKH20	I44	VKH20
2.5 i T5 20V Turbo	162	B5254 T3		10/'06->	IKH20	5344	I44	1,1	IKH20	I44	VKH20
C 70											
2.0 T (20V)	120-166	B 5204 T2 / T3 / T4 (Turbo)	Turbo	03/'97->	PK20PR-P8	3245	P27	0,8			VK20Y
2.3 T-5 (20V)	176	B 5234 FT /-T3 (Turbo)	Turbo	03/'97->	PK20PR-P8	3245	P27	0,8			VK20Y
2.4 i 20V	103	B 5244 S5		03/'06->	K20HR-U11	3381	D118	1,1	IKH20	I44	VKH20
2.4 i 20V	125	B 5244 S4		03/'06->	K20HR-U11	3381	D118	1,1	IKH20	I44	VKH20
2.5 i (20V)	142	B 5254 S	Single electrode	03/'97->	K20PR-U	3145	D22	0,9	IK20	I04	VK20
2.5 i (20V)	142	B 5254 S	Double electrode	03/'97->	K20TXR	5063	D20	0,9	IK20	I04	VK20
2.5 i T (20V)	142	B 5254 T (Turbo)	Turbo	03/'97->	PK20PR-P8	3245	P27	0,8	IK20	I04	VK20
2.5 i T5 20V Turbo	162	B 5254 T3	Turbo	03/'06->	IKH20	5344	I44	1,1	IKH20	I44	VKH20
PV											
1.6 444 / 544	44	B 16 A		'57-'62	W20S-U	3075	-	0,7			
1.6 444 / 544 Sport	56-63	B 16 B		->'68	W22S-U	4027	-	0,7			
1.8 544	50-63	B 18 A / B 18 D		'62-'68	W20FP-U	3068	D18	0,7	IWF20	I78	
P 1800											
1.8 S		B 18 B		->'68	W22FP-U	4021	D74	0,7	IWF22	I79	
2.0 S		B 20 B		->'68	W22FP-U	4021	D74	0,7	IWF22	I79	
2.0 ES	96-100	B 20 E		'69-'74	W22FP-U	4021	D74	0,7	IWF22	I79	
S 40											
1.6 16V	77-80	B 4164 S /-S2 (F)		06/'97->	K20TXR	5063	D20	0,9	IK20	I04	VK20Y
1.6 i 16V	74	B 4164 S3		01/'05->	T16VR-U10	5086	D131	1,3	ITV16	I38	-
1.8 16V	85-92	B 4184 S /-S2		03/'96->	K20TXR	5063	D20	0,9	IK20	I04	VK20Y
1.8 16V GDI	90	B 4184 SM (4G93) (Direct injection)	Russia only	03/'99->	VKB20*	5625	-	1,0			VKB20*
1.8 i 16V	92	B 4184 S11		01/'04->	IT20	5326	I26	1,3	IT20	I26	VT20
1.9 T-4	147	B4194 FT (Turbo)	Turbo	06/'97-09/'00	PK20PR-P8	3245	P27	0,8			VK20Y
2.0 16V	100-103	B 4204 S /-S2 (N7Q-700)		03/'96->	K20TXR	5063	D20	0,9	IK20	I04	VK20Y
2.0 16V T (LPT)	118-121	B 4204 T /-T3 (Turbo) (CVVT)	Turbo	10/'97->	PK20PR-P8	3245	P27	0,8			VK20Y
2.0 16V T4 (HPT)	147	B 4204 T5 (Turbo) (CVVT)	Turbo	07/'00->	PK20PR-P8	3245	P27	0,8			VK20Y
2.4 i 20V	103	B 5244 S5		01/'04->	K20HR-U11	3381	D118	1,1	IKH20	I44	VKH20
2.4 i 20V	125	B 5244 S4		01/'04->	K20HR-U11	3381	D118	1,1	IKH20	I44	VKH20
2.5 i T5 20V Turbo	162	B 5254 T3	Turbo	01/'04->	IKH20	5344	I44	1,1	IKH20	I44	VKH20Y
S 60											
2.0 20V T	132	B 5204 T5 (Turbo) (VVT)	Turbo	10/'00->	PK20PR-P8	3245	P27	0,8			VK20Y
2.3 20V T-5	184	B 5234 T3	Turbo	10/'00->	PK20PR-P8	3245	P27	0,8			VK20Y
2.4 20V	103	B 5244 S2 (CVVT)		10/'00->	K20TXR	5063	D20	0,8	IK20	I04	VK20Y
2.4 Bi-Fuel	103	B 5244 SG		06/'02->	K20TXR	5063	D20	0,9	IK20	I04	VK20
2.4 20V	125	B 5244 S (CVVT)		10/'00->	K20TXR	5063	D20	0,8	IK20	I04	VK20Y
2.4 20V T	147	B 5244 T3 /-T5 (CVVT)	Turbo	10/'00->	PK20PR-P8	3245	P27	0,8			VK20Y
2.5 20V T	154	B 5254 T2	Turbo	02/'04->	PK20PR-P8	3245	P27	0,8	IK20	I04	VK20
2.5 R Turbo	221	B 5254 T4	Turbo	03/'03->	IKH20	5344	I44	1,1	IKH20	I44	VKH20Y
2.5 T5	191	B 5244 T5	Turbo	04/'04->	PK20PR-P8	3245	P27	0,8	IK20	I04	VK20
S 70											
2.0 (10V)	93	B 5202 S		11/'96->	K20TXR	5063	D20	0,9	IK20	I04	VK20
2.0 20V T	132	B 5204 T5 (Turbo) (VVT)	Turbo	07/'01->	PK20PR-P8	3245	P27	0,8			VK20Y
2.0 T-5 (20V)	166	B 5204 T3 (Turbo)	Turbo	01/'97->	PK20PR-P8	3245	P27	0,8			VK20Y
2.3 T (20V)	142	B 5254 T (Low pressure Turbo)	Turbo	11/'96->	PK20PR-P8	3245	P27	0,8			VK20Y
2.3 T-5 (20V)	176	B 5234 T3 (Turbo)	Turbo	01/'97->	PK20PR-P8	3245	P27	0,8			VK20Y
2.4 20V	103	B 5244 S2 (CVVT)	Single electrode	03/'00->	K20PR-U	5035	D67	0,8	IK20	I04	VK20
2.4 20V	103	B 5244 S2 (CVVT)	Double electrode	03/'00->	K20TXR	5063	D20	0,8	IK20	I04	VK20
2.4 Bi-Fuel	103	B 5244 SG / GB5252 S	Single electrode	07/'99->	K20PR-U	5035	D67	0,9	IK20	I04	VK20

* Only available in RU, TR and ISR



KW

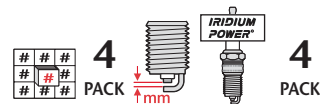


VOLVO continued												
2.4	Bi-Fuel	103	B 5244 SG / GB5252 S	Double electrode	07/'99->	K20TXR	5063	D20	0,9	IK20	104	VK20
2.4	20V	125	B 5244 S (CVT)	Single electrode	03/'00->	K20PR-U	5035	D67	0,8	IK20	104	VK20
2.4	20V	125	B 5244 S (CVT)	Double electrode	03/'00->	K20TXR	5063	D20	0,8	IK20	104	VK20
2.5	(10V)	103-106	B 5252 F, B 5252 S	Single electrode	11/'96->	K20PR-U	5035	D67	0,9	IK20	104	VK20
2.5	(10V)	103-106	B 5252 F, B 5252 S	Double electrode	11/'96->	K20TXR	5063	D20	0,9	IK20	104	VK20
2.5	(20V)	125	B 5254 F, B 5254 S	Single electrode	11/'96->	K20PR-U	5035	D67	0,9	IK20	104	VK20
2.5	(20V)	125	B 5254 F, B 5254 S	Double electrode	11/'96->	K20TXR	5063	D20	0,9	IK20	104	VK20
S 80												
2.0	20V T	120-132	B 5204 T4 (Turbo)	Turbo	08/'98->	PK20PR-P8	3245	P27	0,8			VK20Y
2.0	20V T	132	B 5204 T5 (Turbo) (VVT)	Turbo	08/'98->	PK20PR-P8	3245	P27	0,8			VK20Y
2.4	20V	103	B 5244 S2 (CVVT)	Single electrode	08/'98->	K20PR-U	5035	D67	0,9	IK20	104	VK20Y
2.4	20V	103	B 5244 S2 (CVVT)	Double electrode	08/'98->	K20TXR	5063	D20	0,9	IK20	104	VK20Y
2.4	20V	125	B 5244 S (CVVT)	Single electrode	08/'98->	K20PR-U	5035	D67	0,9	IK20	104	VK20Y
2.4	20V	125	B 5244 S (CVVT)	Double electrode	08/'98->	K20TXR	5063	D20	0,9	IK20	104	VK20Y
2.4	Bi-Fuel	103	B 5244 SG	Single electrode	09/'01->	K20PR-U	5035	D67	0,9	IK20	104	VK20
2.4	Bi-Fuel	103	B 5244 SG	Double electrode	09/'01->	K20TXR	5063	D20	0,9	IK20	104	VK20
2.4	20V T	147	B 5244 T3 /-T5 (CVVT)	Turbo	06/'00->	PK20PR-P8	3245	P27	0,8			VK20Y
2.5	20V T	154	B 5254 T2	Turbo	07/'03->	PK20PR-P8	3245	P27	0,8	IK20	104	VK20
2.8	24V T-6	200	B 6294 T (Biturbo)	Turbo	08/'98->	PK20PR-P8	3245	P27	0,7			VK20Y
2.9	24V	144	B 6294 S2		08/'98->	K20TXR	5063	D20	0,9	IK20	104	VK20
S 90												
2.5	Inj. 24V	125	B 6254 F		01/'97->	K20PR-U	5035	D67	0,8	IK20	104	VK20
3.0	Inj. 24V	150	B 6304 F (S)		01/'97->	K20TXR	5063	D20	0,9	IK20	104	VK20
V 40												
1.6	16V	77-80	B 4164 S /-S2 (F)		06/'97->	K20TXR	5063	D20	0,9	IK20	104	VK20Y
1.8	16V	85-92	B 4184 S /-S2		03/'96->	K20TXR	5063	D20	0,9	IK20	104	VK20Y
1.8	16V GDI	90	B 4184 SM (4G93) (Direct injection) Russia only		03/'99->	VKB20*	5625	V25	1,0			VKB20*
1.9	T-4	147	B 4194 FT (Turbo)	Turbo	06/'97-09/'00	PK20PR-P8	3245	P27	0,8			VK20Y
2.0	16V	100-103	B 4204 S /-S2 (N7Q-700)		03/'96->	K20TXR	5063	D20	0,9	IK20	104	VK20Y
2.0	16V T (LPT)	118-121	B 4204 T /-T3 (Turbo) (CVVT)	Turbo	10/'97->	PK20PR-P8	3245	P27	0,8			VK20Y
2.0	16V T4 (HPT)	147	B 4204 T5 (Turbo) (CVVT)	Turbo	07/'00->	PK20PR-P8	3245	P27	0,8			VK20Y
V 50												
1.6	i 16V	74	B 4164 S3		01/'05->	T16VR-U10	5086	D131	1,3	ITV16	139	-
1.8	i 16V	92	B 4184 S11		01/'04->	IT20	5326	I26	1,3	IT20	126	VT20
2.4	i 20V	103	B 5244 S5		01/'04->	K20HR-U11	3381	D118	1,1	IKH20	144	VKH20
2.4	i 20V	125	B 5244 S4		01/'04->	K20HR-U11	3381	D118	1,1	IKH20	144	VKH20
2.5	i T5 20V Turbo	162	B 5254 T3	Turbo	01/'04->	IKH20	5344	I44	1,1	IKH20	144	VKH20Y
V 70												
2.0	(10V)	93	B 5202 S	Single electrode	11/'96->	K20PR-U	3145	D22	0,9	IK20	104	VK20
2.0	(10V)	93	B 5202 S	Double electrode	11/'96->	K20TXR	5063	D20	0,9	IK20	104	VK20
2.0	20V T	132	B 5204 T5 (Turbo) (VVT)	Turbo	07/'01->	PK20PR-P8	3245	P27	0,8			VK20Y
2.3	T AWD (20V)	184	B 5234 FT+ (Turbo)	Turbo	04/'97->	PK20PR-P8	3245	P27	0,8			VK20Y
2.3	T (20V)	142	B 5254 T (Low pressure Turbo)	Turbo	11/'96->	PK20PR-P8	3245	P27	0,8			VK20Y
2.3	T-5 (20V)	176	B 5234 T3 (Turbo)	Turbo	01/'97->	PK20PR-P8	3245	P27	0,8			VK20Y
2.4	20V	103	B 5244 S2 (CVVT)	Single electrode	03/'00->	K20PR-U	3145	D22	0,8	IK20	104	VK20
2.4	20V	103	B 5244 S2 (CVVT)	Double electrode	03/'00->	K20TXR	5063	D20	0,8	IK20	104	VK20
2.4	20V Bi-Fuel	103	GB 5252S (Petrol/Gas/CNG)		03/'00->	VK20Y	5637	V37	0,8	IK20	104	VK20Y
2.4	20V	125	B 5244 S (CVVT)	Single electrode	03/'00->	K20PR-U	3145	D22	0,8	IK20	104	VK20
2.4	20V	125	B 5244 S (CVVT)	Double electrode	03/'00->	K20TXR	5063	D20	0,8	IK20	104	VK20
2.5	(10V)	103-106	B 5252 F, B 5252 S	Single electrode	11/'96->	K20PR-U	3145	D22	0,9	IK20	104	VK20
2.5	(10V)	103-106	B 5252 F, B 5252 S	Double electrode	11/'96->	K20TXR	5063	D20	0,9	IK20	104	VK20
2.5	(20V)	125	B 5254 F, B 5254 S	Single electrode	11/'96->	K20PR-U	3145	D22	0,9	IK20	104	VK20
2.5	(20V)	125	B 5254 F, B 5254 S	Double electrode	11/'96->	K20TXR	5063	D20	0,9	IK20	104	VK20
2.5	20V Turbo R	221	B 5254T	Turbo	03/'03->	IKH20	5344	I44		IKH20	144	VKH20
V 90												
2.5	Inj. 24V	125	B 6254 F		01/'97->	K20PR-U	3145	D22	0,8	IK20	104	VK20
3.0	Inj. 24V	150	B 6304 F (S)		01/'97->	K20TXR	5063	D20	0,9	IK20	104	VK20
XC 70												
2.3	AWD (20V)	140	B 5234 T7	Turbo	09/'00->	PK20PR-P8	3245	P27	0,8	IK20	104	VK20
2.5	AWD (20V)	154	B 5254 T2	Turbo	09/'02->	PK20PR-P8	3245	P27	0,8	IK20	104	VK20
XC 90												
2.5	T (20V)	154	B 5254 T2	Turbo	10/'02->	PK20PR-P8	3245	P27	0,8	IK20	104	VK20
2.9	24V T6 Biturbo	200	B 6294 T	Turbo	10/'02->	PK20PR-P8	3245	P27	0,8	IK20	104	VK20
4.4	V-8	232	B 8444 S		01/'05->	SK20PR-A11	3418	S25	1,1	IK20	104	VK20
VW												
BEETLE												
1.4		55	BCA		11/'01->	PKJ16CR-L11	3246	P10	1,1	IK16	103	VK16
1.6		75	AWH, AYD		11/'99->	K20PBR-S10	5061	D76	1,0	IK20	104	VK20
1.8	20V Turbo	110	APH, AVC, AWV, AWU,		11/'98->	PK20PR-P8	3245	P27	0,8			VK20Y
2.0	i	85	AEG, AQY, APK		05/'98->	K20PBR-S10	5061	D76	0,9	IK20	104	VK20
2.0	i	85	AZJ, AZG		08/'00->	PKJ16CR-L11	3246	-	1,1	SKJ16CR-L11	S10	

* Only available in RU, TR and ISR



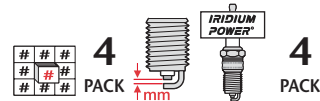
KW



VW continued												
2.3	i V5	125	AQN (VR-5 engine 4V)		10/'00->	PKJ16CR-L11	3246	-	1,1	SKJ16CR-L11	S10	
3.2	RSI 3.2	165	AXJ		04/'00->	PKJ16CR-L11	3246	P10	1,1	IK16	I03	VK16
BORA												
1.4	16V	55	AXP, BCA		05/'00-04/'02	PKJ16CR-L11	3246	-	1,1	SKJ16CR-L11	S10	
1.4	16V	55	AHW, AKQ, APE, AXP (EA111)		08/'97->	K20PBR-S10	5061	D76	1,0	IK20	I04	VK20
1.6		74	AEH, AKL, APF, AVU		08/'97->	K20PBR-S10	5061	D76	1,0	IK20	I04	VK20
1.6	16V	77	ATN, AUS		09/'00->	K20PBR-S10	5061	D76	1,0	IK20	I04	VK20
1.6	16V	77	AZD, BCB		09/'00->	PKJ20CR-L11	3247	-	1,1			VK20
1.6	FSI	81	BAD	Direct injection	08/'01-05/'05	K20PBR-S10	5061	D76	1,0	IK20	I04	VK20
1.8	20V 4-Motion	92	AGN		08/'97->	K20PBR-S10	5061	D76	1,0	IK20	I04	VK20
1.8	20V Turbo	110	AGU, APH, ARZ, AUM		08/'97->	PK20PR-P8	3245	P27	0,8			VK20Y
1.8	20V Turbo	110	ARX, AWW, AWD		08/'97->	PK20PR-P8	3245	P27	0,8			VK20Y
2.0		85	APK, AQY, AEG, AZH		07/'98->	K20PBR-S10	5061	D76	1,0	IK20	I04	VK20
2.0		85	AZG, ATU, AWF		07/'98->	K20PBR-S10	5061	D76	1,0	IK20	I04	VK20
2.0	4-Motion	85	AZJ, AZG		05/'01->	PKJ16CR-L11	3246	-	1,1	SKJ16CR-L11	S10	
2.3	V5	110	AGZ (VR-5 engine)	Platinum	08/'97-02/'01	PK16PR11	3264	P22	1,1	IK16	I03	VK16
2.3	V5 4-Motion	110	AGZ (VR-5 engine)	2-Electr. Platin.	08/'97-02/'01	PK16TR11	3289	-	1,1			VK16
2.3	V5 4-Motion	125	AQN (VR-5 engine 4V)		09/'00->	PKJ16CR-L11	3246	-	1,1	SKJ16CR-L11	S10	
2.8	V6 4-Motion	150	AQP, AUE, BDE (VR-6 4V)		05/'99->	PKJ16CR-L11	3246	-	1,1	SKJ16CR-L11	S10	
BUS												
1.9	(24 / 25)	44-57	DF / DG		08/'82-07/'87	W20EPB	5065	D29	0,7	IW20	I06	VW20
1.9	(24 / 25)	44-57	DF / DG		08/'89-07/'92	W20EPB	5065	D29	0,7	IW20	I06	VW20
1.9	(24 / 25)	60-66	DH / GW		08/'83-08/'85	W20ES-U	3051	-	0,7	IW20	I06	VW20
1.9	(24 / 25)	40	EY		08/'84-05/'88	W20ES-U	3051	-	0,7	IW20	I06	VW20
2.1	(24 / 25)	68-70	MV / SS		08/'85-07/'92	W20ES-U	3051	-	0,7	IW20	I06	VW20
2.1	Syncro (24 / 25)	70	MV		08/'85-07/'92	W20ES-U	3051	-	0,7	IW20	I06	VW20
2.1	... / Syncro (24 / 25)	64	SR	(CH)	08/'86-07/'92	W20ES-U	3051	-	0,7	IW20	I06	VW20
CADDY												
1.4		44	AEX		01/'96->	W20EPBR-S	5067	D1	1,0	IW20	I06	VW20
1.4		44	AUD		01/'96->	PKJ16CR-L11	3246	-	1,1	SKJ16CR-L11	S10	
1.4	16V	55			12/'03->	K20PBR-S10	5061	D76	1,0	IK20	I04	VK20
1.5		51	JB		08/'82-07/'83	W16EP-U	3018	D8	0,7	IW16	I05	VW16
1.6		55	EM	(CH, S)	08/'82-07/'83	W20EP-U	3043	D4	0,7	IW20	I06	VW20
1.6		55	HN	(CH, S)	08/'83-07/'89	W16EPB-10	5064	-	1,0	IW16	I05	VW16
1.6		55	EW		08/'83-07/'92	W16EPB-10	5064	-	1,0	IW16	I05	VW16
1.6		55	AEE, 1F		01/'96->	W20EPBR-S	5067	D1	1,0	IW20	I06	VW20
1.6		74			12/'03->	K20PBR-S10	5061	D76	1,0	IK20	I04	VK20
1.8		70	JH		08/'85-07/'92	W20EPBR-S	5067	D1	1,0	IW20	I06	VW20
CALIFORNIA/CARAVELLE												
1.8	(70)	48-49	PD		12/'90-07/'92	W20EPB	5065	D29	0,8	IW20	I06	VW20
1.8	(70)	48-49	PD		12/'90->	W20EPB	5065	D29	0,8	IW20	I06	VW20
2.0	(70)	62-64	AAC		09/'90-06/'93	W16ETR-S	3285	-	0,8	IW16	I05	VW16
2.0	(70)	62-64	AAC		07/'93->	W20EPBR-S	5067	D1	0,8	IW16	I05	VW16
2.5	(70)	80-81	AAF		11/'90-12/'93	W16ETR-S	3285	-	0,8	IW16	I05	VW16
2.5	(70)	80-81	AAF		11/'92-08/'93	W16ETR-S	3285	-	0,8	IW16	I05	VW16
2.5	(70)	80-81	AAF		07/'93->	W16ETR-S	3285	-	1,0	IW16	I05	VW16
CORRADO												
1.8	G60	118	PG		09/'88-09/'93	W22ES-ZU	3095	-	0,7			
1.8	G60	118	PG	City driving	09/'88-09/'93	W20EVR-ZU	3309	-	0,7	IW20	I06	VW20
1.8	16V	98-102	KR		09/'88-07/'92	K20PBR	5060	D105	0,8	IK20	I04	VK20Y
2.0		85	ZE		07/'93-09/'94	W20EPBR-S	5067	D1	1,0	IW20	I06	VW20
2.0		85	ADY		07/'94->	W20EPBR-S	5067	D1	1,0	IW20	I06	VW20
2.0	16V	100	9A		08/'91->	K22PBR-S	5062	-	0,8	IK20	I04	VK20
2.9	VR6	132	AAA		08/'91-06/'95	K20TXR	5063	D20	0,9	IK16	I03	VK16
2.9	VR6	132	AAA	Platinum	07/'95->	PK16PR11	3264	P22	1,1	IK16	I03	VK16
2.9	VR6	132	AAA	2-Electr. Platin.	07/'95->	PK16TR11	3289	-	1,1			VK16
2.9	VR6	140	ABV		08/'91-06/'95	K20TXR	5063	D20	0,9	IK16	I03	VK16
2.9	VR6	140	ABV	Platinum	07/'95->	PK16PR11	3264	P22	1,1	IK16	I03	VK16
2.9	VR6	140	ABV	2-Electr. Platin.	07/'95->	PK16TR11	3289	-	1,1			VK16
DERBY												
0.9		29	HA		01/'77-09/'81	W20EP-U	3043	D4	0,7	IW20	I06	VW20
1.1	... / Formel E	37	HB		01/'77-07/'83	W20EP-U	3043	D4	0,7	IW20	I06	VW20
1.3		43	HJ, HH		01/'77-07/'83	W20EP-U	3043	D4	0,7	IW20	I06	VW20
1.3		55	GK		09/'82-12/'84	W22EPB	5066	-	0,8	IW22	I07	VW22
EOS												
1.6	FSI	85	BLF	Direct injection	05/'06->	K20PBR-S10	5061	D76	1,0	IK20	I04	VK20
2.0	FSI	110	BVZ	Direct injection	03/'06->	K20PR-U	3145	D22	0,9	IK20	I04	VK20
2.0	FSI Turbo	147	BWA	Direct injection	03/'06->	PK20PR-P8	3245	P27	0,8			VK20Y
3.2	FSI V-6	184	BUB	Direct injection	06/'06->	VXU22	5608	V08	0,9			VXU22
FOX (SZ1)												
1.2	i	40	BMD		05/'04->	KJ20CR-L11	3169	D106	0,9	IK20	I04	VK20
1.4	i	55	BKR		05/'04->	PKJ16CR-L11	3246	-	1,1	IK16	I03	VK16



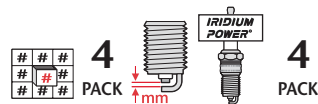
KW



VW continued												
GOLF I												
1.1	37-38	FA, FJ		04/'74-07/'79	W20EP-U	3043	D4	0,7	IW20	106	VW20	
1.1	.. / Formel E	GG		08/'79-07/'83	W20EP-U	3043	D4	0,7	IW20	106	VW20	
1.3	43	GS	(CH, S)	08/'82-07/'83	W20EP-U	3043	D4	0,7	IW20	106	VW20	
1.3	44	GF		09/'79-07/'83	W20EP-U	3043	D4	0,7	IW20	106	VW20	
1.5	48-51	GH, JB		08/'77-07/'84	W16EP-U	3018	D8	0,7	IW16	105	VW16	
1.5	48-51	FK, FH, EH		08/'77-07/'84	W20EP-U	3043	D4	0,7	IW20	106	VW20	
1.6	55	EM	(CH, S)	08/'79-07/'83	W20EP-U	3043	D4	0,7	IW20	106	VW20	
1.6	81	EG		06/'76-07/'82	W22EP-U	3085	D27	0,7	IW22	107	VW22	
1.8	GTi	DX / JJ		08/'82-07/'83	W20EPB	5065	D29	0,8	IW20	106	VW20	
GOLF II												
1.0	33-37	GN		08/'83-07/'85	W20EP-U	3043	D4	0,7	IW20	106	VW20	
1.0	37	HZ	Green *	10/'85-07/'88	W20EPB	5065	D29	0,8	IW20	106	VW20	
1.0	37	HZ	Grey *	08/'88-07/'89	W20EP-U	3043	D4	0,7	IW20	106	VW20	
1.0	37	HZ	Green *	08/'89-10/'91	W20EPB	5065	D29	0,8	IW20	106	VW20	
1.3	37	HW	(A)	08/'83-07/'84	W20EP-U	3043	D4	0,7	IW20	106	VW20	
1.3	40	HK		08/'83-07/'85	W20EP-U	3043	D4	0,7	IW20	106	VW20	
1.3	43-44	GT	(CH, S)	08/'83-07/'87	W20EP-U	3043	D4	0,7	IW20	106	VW20	
1.3	37-44	NZ, MH, NU, 2C, 2G	Green *	08/'85-07/'92	W20EPB	5065	D29	0,8	IW20	106	VW20	
1.3	37-44	NZ, MH, NU, 2C, 2G	Grey *	08/'85-07/'92	W20EP-U	3043	D4	0,7	IW20	106	VW20	
1.6	53-55	RF, EZ, EZA	Green *	08/'83-10/'91	W16EPB-10	5064	-	1,0	IW16	105	VW16	
1.6	53-55	RF, EZ, EZA	Grey *	08/'83-10/'91	W16EP-U	3018	D8	0,7	IW16	105	VW16	
1.6	55	HM	(CH, S)	08/'83-07/'88	W16EPB-10	5064	-	1,0	IW16	105	VW16	
1.6	51	PN		08/'86-07/'92	W20EPBR-S	5067	D1	1,0	IW16	105	VW16	
1.6	55	ABN		08/'91-07/'92	W20EPB	5065	D29	1,0	IW20	106	VW20	
1.8	62	RH	Green *	10/'85-08/'87	W20EPB	5065	D29	0,8	IW20	106	VW20	
1.8	62	RH	Grey *	08/'87-07/'89	W20EP-U	3043	D4	0,7	IW20	106	VW20	
1.8	62	RH	Green *	08/'89-10/'91	W20EPB	5065	D29	0,8	IW20	106	VW20	
1.8	.. / GTi	GZ	(CH, S)	01/'84-07/'88	W20EPB	5065	D29	0,8	IW20	106	VW20	
1.8	GTi	EV		01/'84-07/'87	W20EPB	5065	D29	0,8	IW20	106	VW20	
1.8	GTi	PB		11/'83-10/'91	W20EPB	5065	D29	0,8	IW20	106	VW20	
1.8	66-79	EV, GU, GX, PF, 2H		11/'83-10/'91	W20EPB	5065	D29	0,8	IW20	106	VW20	
1.8	66-79	RD, RG, RP		01/'84-10/'91	W20EPBR-S	5067	D1	0,8	IW20	106	VW20	
1.8	66	HV	(CH, S)	04/'84-07/'87	W20EP-U	3043	D4	0,7	IW20	106	VW20	
1.8	77	RV, HT		08/'87-10/'91	W20EPB	5065	D29	0,8	IW20	106	VW20	
1.8	16V	102	KR	02/'86-10/'91	K20PBR	5060	D105	0,8	IK20	104	VK20Y	
1.8	16V	95	PL	02/'86-10/'91	K22PBR-S	5062	-	0,8	IK22	110	VK22	
1.8	Rallye / G60	118	PG, 1H (G-Lader) W/W Cat	04/'89-07/'91	W22ES-ZU	3095	-	0,7				
1.8	Rallye / G60	118	PG, 1H (G-Lader) W/W Cat	City driving	04/'89-07/'91	W20EVR-ZU	3309	-	0,7	IW20	106	VW20
1.8	Syncro	66	GU	->07/'91	W20EPB	5065	D29	0,8	IW20	106	VW20	
1.8	Syncro	66	GX	->07/'91	W20EPBR-S	5067	D1	0,8	IW20	106	VW20	
1.8	Syncro	72	1P	Green *, W/W Cat	08/'88-07/'91	W20EPB	5065	D29	0,8	IW20	106	VW20
1.8	Syncro	72	1P	Grey *, W/W Cat	08/'88-07/'91	W20EP-U	3043	D4	0,7	IW20	106	VW20
1.8	Syncro G60	118	PG (G-Lader)	06/'90-07/'91	W22ES-ZU	3095	-	0,7				
1.8	Syncro G60	118	PG (G-Lader)	City driving	06/'90-07/'91	W20EVR-ZU	3309	-	0,7	IW20	106	VW20
GOLF III												
1.3	40-44	ADX		10/'94-'98	W20EPBR-S	5067	D1	0,8	IW20	106	VW20	
1.4	40-44	ABD		11/'91-08/'93	W20EPB	5065	D29	0,8	IW20	106	VW20	
1.4	40-44	ABD		09/'93-'98	W20EPBR-S	5067	D1	0,8	IW16	105	VW16	
1.4	40	AEX		10/'94-'98	W20EPBR-S	5067	D1	0,8	IW20	106	VW20	
1.6	55	ABU		'92-08/'93	W16EPB-10	5064	-	0,8	IW16	105	VW16	
1.6	55	ABU, AEA, AEE		09/'93-'98	W20EPBR-S	5067	D1	0,8	IW20	106	VW20	
1.6	74	AEK, AFT		07/'94-'98	K20PBR-S10	5061	D76	0,8	IK20	104	VK20Y	
1.8	55	AAM		11/'91-'98	W20EPBR-S	5067	D1	0,8	IW20	106	VW20	
1.8	66	ABS		11/'91-'98	W20EPBR-S	5067	D1	0,8	IW20	106	VW20	
1.8	66	ADZ, ACC		07/'94-'98	W20EPBR-S	5067	D1	1,0	IW20	106	VW20	
2.0	85	2E		10/'91-09/'94	W20EPBR-S	5067	D1	0,9	IW20	106	VW20	
2.0	79-107	AEP		10/'94-'98	W20EPBR-S	5067	D1	1,0	IW20	106	VW20	
2.0	85	ADY		07/'94-'98	W20EPBR-S	5067	D1	1,0	IW20	106	VW20	
2.0	Syncro	85	AGC, ADY	07/'95-'98	W20EPBR-S	5067	D1	1,0	IW20	106	VW20	
2.0	16V	110	ABF	08/'92-'98	K22PR-ZU	3290	-	0,8	IK22	110	VK22	
2.8	VR6	128	AAA	01/'92-06/'95	K20TXR	5063	D20	0,9	IK16	103	VK16	
2.8	VR6	128	AAA	Platinum	07/'95-'98	PK16PR11	3264	P22	1,1	IK16	103	VK16
2.8	VR6	128	AAA	2-Electr. Platin.	07/'95-'98	PK16TR11	3289	-	1,1		VK16	
2.9	VR6 Syncro	140	ABV	01/'94-06/'95	K20TXR	5063	D20	0,9	IK16	103	VK16	
2.9	VR6 Syncro	140	ABV	Platinum	07/'95-'98	PK16PR11	3264	P22	1,1	IK16	103	VK16
2.9	VR6 Syncro	140	ABV	2-Electr. Platin.	07/'95-'98	PK16TR11	3289	-	1,1		VK16	
GOLF IV												
1.4	16V	55	AXP, BCA	05/'00-04/'02	PK16CR-L11	3246	-	1,1	SKJ16CR-L11	S10		
1.4	16V	55	AHW, AKQ, APE, AXP (EA111)	08/'97->	K20PBR-S10	5061	D76	1,0	IK20	104	VK20	
1.6	74	AEH, AKL, APF, AVU		08/'97->	K20PBR-S10	5061	D76	1,0	IK20	104	VK20	
1.6	16V	77	ATN, AZD, AUS, BCB, BFQ	02/'00-09/'00	K20PBR-S10	5061	D76	1,0	IK20	104	VK20	



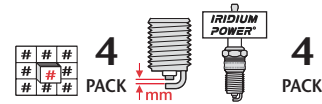
KW



VW continued												
1.6	16V	77	AZD, BCB		09/'00->	K20PBR-S10	5061	D76	1,0	IK20	104	VK20
1.6	FSI	81	BAD	Direct injection	08/'01-05/'05	K20PBR-S10	5061	D76	1,0	IK20	104	VK20
1.8	20V 4-Motion	92	AGN		08/'97->	K20PBR-S10	5061	D76	1,0	IK20	104	VK20
1.8	20V Turbo	110	AGU, APH, ARZ, AUM		08/'97->	PK20PR-P8	3245	P27	0,8			VK20Y
1.8	20V Turbo	110	ARX, AWW, AWD		08/'97->	PK20PR-P8	3245	P27	0,8			VK20Y
1.8	GTI Turbo	132	AUQ		08/'01->	PK20PR-P8	3245	P27	0,8			VK20Y
2.0		85	APK, AQY, AEG, AZH		07/'98->	K20PBR-S10	5061	D76	1,0	IK20	104	VK20
2.0		85	AZG, ATU, AWF		07/'98->	K20PBR-S10	5061	D76	1,0	IK20	104	VK20
2.0	4-Motion	85	AZJ, AZG		05/'01->	PKJ16CR-L11	3246	-	1,1	SKJ16CR-L11	S10	
2.3	V5	110	AGZ (VR-5 engine)	Platinum	08/'97-02/'01	PK16PR11	3264	P22	1,1	IK16	103	VK16
2.3	V5 4-Motion	110	AGZ (VR-5 engine)	2-Electr. Platin.	08/'97-02/'01	PK16TR11	3289	-	1,1			VK16
2.3	V5 4-Motion	125	AQN (VR-5 engine 4V)		09/'00->	PKJ16CR-L11	3246	-	1,1	SKJ16CR-L11	S10	
2.8	V6 4-Motion	150	AQP, AUE, BDE (VR-6 4V)		05/'99->	PKJ16CR-L11	3246	-	1,1	SKJ16CR-L11	S10	
3.2	VR6 24V (R32)	176	BFH		05/'02->	VXU22	5608	V08	0,9			VXU22
GOLF V												
1.4	i 16V	55	BCA		10/'03->	K20PBR-S10	5061	D76	1,0	IK20	104	VK20
1.4	FSI	66	BKG, BLN	Direct injection	10/'03->	K20PBR-S10	5061	D76	1,0	IK20	104	VK20
1.6	i	75	BGU		01/'04->	K20PBR-S10	5061	D76	1,0	IK20	104	VK20
1.6	FSI	85	BAG, BLP, BLF, BLN	Direct injection	10/'03->	K20PBR-S10	5061	D76	1,0	IK20	104	VK20
2.0	FSI Turbo	147	AXX		09/'04->	PK20PR-P8	3245	P27	0,8			VK20Y
GOLF CABRIOLET												
1.1		37	GG		01/'79-07/'83	W20EP-U	3043	D4	0,7	IW20	106	VW20
1.3		40	HK		08/'83-07/'86	W20EP-U	3043	D4	0,7	IW20	106	VW20
1.5		51	JB		08/'77-07/'84	W16EP-U	3018	D8	0,7	IW16	105	VW16
1.6		81	EG		06/'76-07/'83	W22EP-U	3085	D27	0,7	IW22	107	VW22
1.6		55	EM		01/'79-07/'83	W20EP-U	3043	D4	0,7	IW20	106	VW20
1.6		55	HN	(CH, S)	08/'83-07/'86	W16EPB-10	5064	-	1,0	IW16	105	VW16
1.6		51-55	EW, EWA		08/'83-12/'92	W16EPB-10	5064	-	1,0	IW16	105	VW16
1.6		53	RE		04/'86-07/'90	W20EPBR-S	5067	D1	1,0	IW16	105	VW16
1.6	III	74	AEK	MPI	10/'94->	K20PBR-S10	5061	D76	1,0	IK20	104	VK20
1.8		70-82	DX, JH, 2H		08/'82-08/'93	W20EPB	5065	D29	0,8	IW20	106	VW20
1.8		82	KT	(CH, S)	08/'83-07/'89	W20EPB	5065	D29	0,8	IW20	106	VW20
1.8		66	EX		08/'83-08/'84	W20EP-U	3043	D4	0,8	IW20	106	VW20
1.8		66	EX		09/'84-12/'92	W20EPB	5065	D29	0,8	IW20	106	VW20
1.8	III	55	AAM		07/'93->	W20EPBR-S	5067	D1	0,8	IW16	105	VW16
1.8	III	66	ABS, ADZ		07/'93->	W20EPBR-S	5067	D1	1,0	IW20	106	VW20
2.0	III	85	ZE		07/'93-09/'94	W20EPBR-S	5067	D1	1,0	IW20	106	VW20
2.0	III	85	AGG, ADY, ABA		10/'94->	W20EPBR-S	5067	D1	1,0	IW20	106	VW20
2.0	III	85	ABA	(U.S.A.)	10/'94->	K16PR-ZU11	3161	-	0,9	IK16	103	VK16
ILTIS												
1.7		55	YX, WL, 1C		03/'79-12/'88	W20EP-U	3043	D4	0,7	IW20	106	VW20
JETTA												
1.1	.. / Formel E	37	GG		08/'80-12/'83	W20EP-U	3043	D4	0,7	IW20	106	VW20
1.3		40-44	GF, HK, GS	(CH, S)	08/'79-07/'85	W20EP-U	3043	D4	0,7	IW20	106	VW20
1.5		48-51	CH, JB		08/'77-12/'83	W16EP-U	3018	D8	0,7	IW16	105	VW16
1.6		81	EG		08/'79-07/'82	W22EP-U	3085	D27	0,7	IW22	107	VW22
1.6		55	EM	(CH, S)	08/'79-07/'83	W20EP-U	3043	D4	0,7	IW20	106	VW20
1.6		63	FR		'78-12/'83	W20EP-U	3043	D4	0,7	IW20	106	VW20
1.6		51-55	HM, HN	(CH, S)	08/'83-07/'88	W16EPB-10	5064	-	1,0	IW16	105	VW16
1.8		66-82	DX, JJ, EV, GU, PF		08/'82-03/'84	W20EPB	5065	D29	0,8	IW20	106	VW20
1.8		66-82	RD, RG, RP, GX		08/'82-03/'84	W20EPBR-S	5067	D1	0,8	IW20	106	VW20
JETTA (II) (19E)												
1.0		37	HZ		08/'86-10/'91	W20EP-U	3043	D4	0,7	IW20	106	VW20
1.0		37	HZ	(CH, S)	08/'86-10/'92	W20EPB	5065	D29	0,8	IW20	106	VW20
1.3		37	HW	(A)	01/'84-07/'84	W20EP-U	3043	D4	0,7	IW20	106	VW20
1.3		43-44	GT	(CH, S)	01/'84-07/'87	W20EP-U	3043	D4	0,7	IW20	106	VW20
1.3		40-44	2G, NZ, 2C, MH	Green *	08/'85-07/'92	W20EPB	5065	D29	0,8	IW20	106	VW20
1.3		40-44	2G, NZ, 2C, MH	Grey *	08/'85-07/'92	W20EP-U	3043	D4	0,7	IW20	106	VW20
1.6		51-55	HM, HN	(CH, S)	08/'83-07/'88	W16EPB-10	5064	-	1,0	IW16	105	VW16
1.6		51-55	RF, EZ, EZA	Green *	01/'84-10/'91	W16EPB-10	5064	-	1,0	IW16	105	VW16
1.6		51-55	RF, EZ, EZA	Grey *	01/'84-10/'91	W16EP-U	3018	D8	0,7	IW16	105	VW16
1.6		51-55	ABN, PN		10/'86-07/'92	W20EPB	5065	D29	1,0	IW20	106	VW20
1.8		66-82	DX, JJ, EV, PF, PB		01/'84-10/'91	W20EPB	5065	D29	0,8	IW20	106	VW20
1.8		66-82	RD, RG, RP		01/'84-10/'91	W20EPBR-S	5067	D1	0,8	IW20	106	VW20
1.8		66	RP	Cat	08/'87-10/'91	W20EPBR-S	5067	D1	0,8	IW20	106	VW20
1.8		79	PF	Cat	08/'87-10/'91	W20EPBR-S	5067	D1	0,8	IW20	106	VW20
1.8		82	GZ	(CH, S)	01/'84-07/'87	W20EPB	5065	D29	0,8	IW20	106	VW20
1.8		66	HV	(CH, S)	04/'84-07/'87	W20EP-U	3043	D4	0,7	IW20	106	VW20
1.8	16V	95	PL		06/'86-10/'91	K22PBR-S	5062	-	0,8	IK22	110	VK22
1.8	16V	102	KR		08/'86-10/'91	K22PBR-S	5062	-	0,8	IK22	110	VK22
1.8	.. / Syncro	66	GU	W/W Cat	01/'84-10/'91	W20EPB	5065	D29	0,8	IW20	106	VW20
1.8	.. / Syncro	66	GX	W/W Cat	01/'84-10/'91	W20EPBR-S	5067	D1	0,8	IW20	106	VW20



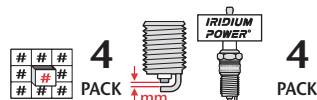
KW



VW continued												
1.8	.. / Syncro	72	1P	Green *, W/W Cat	08/'88-07/'92	W20EPB	5065	D29	0,8	IW20	106	VW20
1.8	.. / Syncro	72	1P	Grey *, W/W Cat	08/'88-07/'92	W20EP-U	3043	D4	0,7	IW20	106	VW20
2.0	16V	100	9A		08/'89-07/'92	K22PBR-S	5062	-	0,8	IK20	104	VK20
JETTA (III) (1K2)												
1.6	i 16V	75	BSE, BSF		09/'05->	K20PBR-S10	5061	D76	1,0	IK20	104	VK20
1.6	FSI	85	BLF	Direct injection	09/'05->	K20PBR-S10	5061	D76	1,0	IK20	104	VK20
2.0	FSI	110	BLY	Direct injection	09/'05->	K20PR-U	3145	D22	0,9	IK20	104	VK20
2.0	FSI Turbo	147	BWA	Direct injection	10/'05->	PK20PR-P8	3245	P27	0,8			VK20Y
KÄFER/BEETLE												
1.2	1200	25	D		01/'78-12/'85	W16FS-U	3034	-	0,6	IWF16	159	
1.6	1600	34-37	AD, AF, AS		08/'70-07/'80	W16FS-U	3034	-	0,6	IWF16	159	
1.6	1600	34-37	AD, AF, AS	High performance	08/'70-07/'80	IWF16	5359	I59	0,6	IWF16	159	
1.6	i 1600 (Mexico)	33	ACD (19.0 mm thread)	Cat	'93->	W16EP-U	3018	D8	0,6	IW16	105	VW16
KARMANN GHIA												
1.5	1500	32	H, L		01/'66-12/'69	W16FS-U	3034	-	0,6	IWF16	159	
1.6	1600	37	AD		01/'70-12/'73	W16FS-U	3034	-	0,6	IWF16	159	
LT												
2.0	28 / 31 / 35	51-55	CH, CL		05/'75-11/'82	W20EP-U	3043	D4	0,7	IW20	106	VW20
2.3	28 / 35 / 46	105	AGL		05/'96-11/'01	K20TXR	5063	D20	0,9	IK20	104	VK20
2.4	28/31/35/40/45/50/55	62-66	DL, HS		12/'82-07/'92	W20EP-U	3043	D4	0,7	IW20	106	VW20
2.4	40 / 45 4x4	66	DL		09/'85-07/'92	W20EP-U	3043	D4	0,7	IW20	106	VW20
2.4	28 / 31 / 35 / 40	70	1E		10/'88-12/'90	W20EP-U	3043	D4	0,7	IW20	106	VW20
2.4	28 / 31 / 35 / 40	70	1E		01/'91-08/'95	W16EPB-10	5064	-	1,0	IW16	105	VW16
2.4	28 / 31 / 35 / 40	70	1E		08/'95->	W20EPBR-S	5067	D1	0,8	IW20	106	VW20
LUPO (6X1)												
1.0	i	37	AER, ALL		04/'98->	W20EPBR-S	5067	D1	1,0	IW20	106	VW20
1.0	i	37	AHT		11/'98-02/'00	K20PBR-S10	5061	D76	1,0	IK20	104	VK20
1.0	i	37	ALD, ALL, ANV, AUC		05/'99->	PKJ16CR-L11	3246	-	1,1	SKJ16CR-L11	S10	
1.4	i	44	AUD, BBY		09/'00->	PKJ16CR-L11	3246	-	1,1	SKJ16CR-L11	S10	
1.4	i 16V	55	AHW, AKQ, APE, AUA		04/'98->	K20PBR-S10	5061	D76	1,0	IK20	104	VK20
1.4	i 16V	74	AFK, ANM, AQQ, AUB		04/'98->	K20PBR-S10	5061	D76	1,0	IK20	104	VK20
1.4	FSI	77	ARR	Direct injection	09/'00-11/'03	K20PBR-S10	5061	D76	1,0	IK20	104	VK20
1.6	GTi (16V)	92	ARC, AVY		05/'99->	K20PBR-S10	5061	D76	1,0	IK20	104	VK20
MULTIVAN												
1.8	(70)	48-49	PD		12/'90-07/'92	W20EPB	5065	D29	0,8	IW20	106	VW20
2.0	(70)	62-64	AAC		09/'90-06/'93	W16ETR-S	3285	-	0,8	IW16	105	VW16
2.0	(70)	62-64	AAC		07/'93->	W20EPBR-S	5067	D1	0,8	IW16	105	VW16
2.5	(70)	80-81	AAF		11/'90-06/'93	W16ETR-S	3285	-	0,8	IW16	105	VW16
2.5	Syncro (70)	80-81	AAF		11/'92-06/'93	W16ETR-S	3285	-	0,8	IW16	105	VW16
2.5	(70) .. / Syncro	80-81	AAF		07/'93->	W16ETR-S	3285	-	1,0	IW16	105	VW16
MULTIVAN V (7HM)												
2.0	i	85	AXA		04/'03->	K20PBR-S10	5061	D76	1,0	IK20	104	VK20
3.2	i V-6	170	BDL, BKK		04/'03->	VXU22	5608	V08	0,9			VXU22
PASSAT												
1.3		44	EP		08/'83-07/'87	W16EPB-10	5064	-	1,0	IW16	105	VW16
1.6		55	JU	(CH, S)	08/'83-07/'87	W16EPB-10	5064	-	1,0	IW16	105	VW16
1.6		55	PP / 1F		03/'87-07/'90	W16EPB-10	5064	-	1,0	IW16	105	VW16
1.8		66-68	DS, JN, RP, RP	Cat	01/'83-07/'91	W20EPB	5065	D29	0,8	IW20	106	VW20
1.8		66	JV	(CH, S)	08/'83-03/'88	W20EPB	5065	D29	0,8	IW20	106	VW20
1.8		82	DZ		12/'83-07/'84	W20EP-U	3043	D4	0,8	IW20	106	VW20
1.8	Syncro	66-68	DS, JN		01/'86-03/'88	W20EPB	5065	D29	0,8	IW20	106	VW20
1.8		64-82	RM, PB, PF	Green *	02/'86-07/'90	W20EPB	5065	D29	0,8	IW20	106	VW20
1.8		64-82	RM, PB, PF	Grey *	02/'86-07/'90	W20EP-U	3043	D4	0,7	IW20	106	VW20
2.0		85	JS, SK		08/'83-03/'88	W20EPB	5065	D29	0,8	IW20	106	VW20
2.0		85	HP	(CH, S)	08/'83-07/'87	W20EPB	5065	D29	0,8	IW20	106	VW20
2.0	.. / Syncro	85	HP, JS		08/'84-03/'88	W20EPB	5065	D29	0,8	IW20	106	VW20
2.2	.. / Syncro	85-100	KV, KX	(5 Cyl.)	01/'85-03/'88	W20EPB	5065	D29	0,8	IW20	106	VW20
2.2	.. / Syncro	100	HY	(5 Cyl.) (CH, S)	08/'84-03/'88	W20EPB	5065	D29	0,8	IW20	106	VW20
2.2	Syncro	88	JT	(5 Cyl.)	08/'85-03/'88	W20EPB	5065	D29	0,8	IW20	106	VW20
PASSAT (4)												
1.6		53-55	RF, EZ	Green *	04/'88-09/'89	W20EPB	5065	D29	0,8	IW20	106	VW20
1.6		53-55	RF, EZ	Grey *	04/'88-09/'91	W16EP-U	3018	D8	0,7	IW16	105	VW16
1.6		55	ABN		09/'91-07/'92	W20EPB	5065	D29	0,8	IW20	106	VW20
1.6		74	AEK, AFT		07/'94-10/'96	K20PBR-S10	5061	D76	1,0	IK20	104	VK20
1.8		55	AAM		08/'90-'97	W16ETR-S	3285	-	0,8	IW16	105	VW20
1.8		66	ABS		08/'91-'97	W20EPBR-S	5067	D1	0,8	IW20	106	VW20
1.8		66	ADZ		07/'94-'97	W20EPBR-S	5067	D1	1,0	IW20	106	VW20
1.8	16V	100-102	KR		04/'88-07/'92	K20PBR	5060	D105	0,8	IK20	104	VK20Y
1.8	Syncro G60	118	PG (G-Lader)		08/'88-'97	W22ES-ZU	3095	-	0,7			
1.8	Syncro G60	118	PG (G-Lader)	City driving	08/'88-'97	W20EVR-ZU	3309	-	0,7	IW20	106	VW20
2.0		81	AAW		01/'91-'97	W20EPB	5065	D29	0,8	IW20	106	VW20
2.0		85	ZE		03/'90-09/'94	W20EPBR-S	5067	D1	0,8	IW20	106	VW20



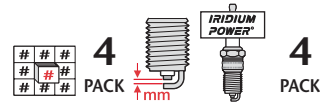
KW



VW continued											
2.0 .. / Syncro	85	2E		02/'90-07/'95	W20EPBR-S	5067	D1	0,8	IW20	106	VW20
2.0 Syncro	85	ADY		10/'94-'97	W20EPBR-S	5067	D1	1,0	IW20	106	VW20
2.0	79-107	AAG, AEP		07/'94-'97	W20EPBR-S	5067	D1	0,8	IW20	106	VW20
2.0	85	AGG, ADY, ACX		10/'94-'97	W20EPBR-S	5067	D1	0,8	IW20	106	VW20
2.0 16V	100	9A		08/'88-12/'93	K22PBR-S	5062	-	0,8	IK22	110	VK22
2.0 16V	110	ABF		01/'94-'97	K22PR-ZU	3290	-	0,7	IK22	110	VK22
2.8 VR6	128	AAA		06/'91-06/'95	K20TXR	5063	D20	0,9	IK16	103	VK16
2.8 VR6	128	AAA	Platinum	07/'95-'97	PK16PR11	3264	P22	1,1	IK16	103	VK16
2.8 VR6	128	AAA	2-Electr. Platin.	07/'95-'97	PK16TR11	3289	-	1,1			VK16
2.9 VR6 Syncro	135	ABV		01/'94-06/'95	K20TXR	5063	D20	0,9	IK16	103	VK16
2.9 VR6 Syncro	135	ABV	Platinum	07/'95-'97	PK16PR11	3264	P22	1,1	IK16	103	VK16
2.9 VR6 Syncro	135	ABV	2-Electr. Platin.	07/'95-'97	PK16TR11	3289	-	1,1			VK16
PASSAT (5) (3B)											
1.6	74	AEK, AFT, ADP, AHL		10/'96->	K20PBR-S10	5061	D76	1,0	IK20	104	VK20
1.6	74	ARM, ANA, ALZ		01/'99->	K20PBR-S10	5061	D76	1,0	IK20	104	VK20
1.8 20V	92	ADR, APW, APT, ARG		10/'96->	K20PBR-S10	5061	D76	1,0	IK20	104	VK20
1.8 20V Turbo	110	AEB, APU, ANB, AUG, AWT	Turbo	10/'96->	PK20PR-P8	3245	P27	0,8			VK20Y
2.0	85	AZM, ALT		11/'00->	K20PBR-S10	5061	D76	1,0	IK20	104	VK20
2.3 V5	125	AZX (VR-5 engine 4V)		09/'00->	PKJ16CR-L11	3246	-	1,1	SKJ16CR-L11	S10	VK16
2.8 V-6 30V	142	ACK, ALG		10/'96->	K20PBR-S10	5061	D76	1,0	IK20	104	VK20
2.8 V-6 30V	142	ADQ, APR, ATQ, AMX		01/'99->	K20TXR	5063	D20	0,8	IK20	104	VK20Y
4.0 W8 32V	202	BDN, BDP		09/'01->	K20TXR	5063	D20	0,9	IK20	104	VK20
PASSAT (6) (3C)											
1.6 i 16V	75	BSE, BSF		03/'05->	K20PBR-S10	5061	D76	1,0	IK20	104	VK20
1.6 FSI	85	BLF	Direct injection	03/'05->	K20PBR-S10	5061	D76	1,0	IK20	104	VK20
2.0 FSI Turbo	147	AXX		03/'05->	PK20PR-P8	3245	P27	0,8			VK20Y
PHAETON (3D)											
3.2 VR-6 24V	178	AYT, BKL, BGJ		04/'02->	VXU22	5608	V08	0,9			VXU22
4.2 V-8 40V	247	BGH, BGJ		05/'03->	K20PBR-S10	5061	D76	1,0	IK20	104	VK20
6.0 W-12 48V	309	BAN, BAP		04/'02->	PKJ20CR-L11	3247	-	1,1			VK20
POLO (II)											
1.0	29	GL		10/'81-10/'86	W20EP-U	3043	D4	0,7	IW20	106	VW20
1.0	33	HZ	Green *	08/'85-08/'88	W20EPB	5065	D29	0,8	IW20	106	VW20
1.0	33	HZ	Grey *	08/'88-07/'89	W20EP-U	3043	D4	0,7	IW20	106	VW20
1.0	33	HZ	Green *	08/'89-08/'90	W20EPB	5065	D29	0,8	IW20	106	VW20
1.0 .. / i	33	AAK, ACM		01/'90-12/'92	W20EPB	5065	D29	0,8	IW20	106	VW20
1.0 i	33	AAU		10/'90-08/'93	W16EPB-10	5064	-	1,0	IW16	105	VW16
1.0 i	33	AAU		09/'93-09/'94	W20EPBR-S	5067	D1	0,9	IW20	106	VW20
1.3	43	HJ	(S)	01/'77-07/'82	W20EP-U	3043	D4	0,7	IW20	106	VW20
1.3	40-44	HH, HK		01/'77-07/'85	W20EP-U	3043	D4	0,7	IW20	106	VW20
1.3	37	HW	(A)	08/'83-07/'85	W20EP-U	3043	D4	0,7	IW20	106	VW20
1.3	43-44	GT	(CH, S)	08/'82-12/'88	W20EP-U	3043	D4	0,7	IW20	106	VW20
1.3 i	55-59	3F	W/W Cat	10/'89-09/'94	W20EPB	5065	D29	0,8	IW20	106	VW20
1.3	55	GK	Green *	09/'82-08/'88	W22EPB	5066	-	0,8	IW22	107	VW22
1.3	55	GK	Grey *	08/'88-07/'89	W22EP-U	3085	D27	0,8	IW22	107	VW22
1.3	55	GK		08/'89-08/'90	W22EPB	5066	-	0,8	IW22	107	VW22
1.3 G40	82-85	PY (G-Lader)		01/'87-08/'90	W22EPB	5066	-	0,8			
1.3 G40	82-85	PY (G-Lader)		10/'90-09/'94	W22ES-ZU	3095	-	0,7			
1.3 i	40	AAV		01/'91-08/'93	W20EPB	5065	D29	0,8	IW20	106	VW20
1.3 i	40	AAV		09/'93-07/'95	W16EPB-10	5064	-	0,9	IW16	105	VW16
1.3	37	NU	(A)	08/'85-12/'87	W20EPB	5065	D29	0,8	IW20	106	VW20
1.3 .. / i	40-55	MH, NZ, 2G, SC	Green *	09/'82-09/'94	W20EPB	5065	D29	0,8	IW20	106	VW20
1.3 .. / i	40-55	MH, NZ, 2G, SC	Grey *	09/'82-09/'94	W20EP-U	3043	D4	0,7	IW20	106	VW20
POLO (III)											
1.0 i	33	AEV		10/'94-'02	W20EPBR-S	5067	D1	1,0	IW20	106	VW20
1.0 i	37	AER, ALL		09/'96-'02	W20EPBR-S	5067	D1	1,0	IW20	106	VW20
1.0 i	37	ALD, ALL, ANV, AUC		05/'99-'02	PKJ16CR-L11	3246	-	1,1	SKJ16CR-L11	S10	
1.3 i	40	ADX		10/'94-'02	W20EPBR-S	5067	D1	1,0	IW20	106	VW20
1.4 i	40	AKP		08/'95-'02	K20PBR-S10	5061	D76	1,0	IK20	104	VK20
1.4 i	44	AEX, APQ, AKV, ANX		07/'95-12/'99	W20EPBR-S	5067	D1	1,0	IW20	106	VW20
1.4 i	44	ANW, AKK, AUD		05/'99-'02	PKJ16CR-L11	3246	-	1,1	SKJ16CR-L11	S10	
1.4 i 16V	55	AHW, AKQ, APE, AUA		01/'99-'02	K20PBR-S10	5061	D76	1,0	IK20	104	VK20
1.4 i 16V	74	AFH, ANM, AFK, AQQ, AUB		04/'96-'02	K20PBR-S10	5061	D76	1,0	IK20	104	VK20
1.6 i	55	AEA, AEE, 1F, ABU, ALM		10/'94-'02	W20EPBR-S	5067	D1	1,0	IW20	106	VW20
1.6 i	74	AFT, AEH, AKL, AUR		09/'95-'02	K20PBR-S10	5061	D76	1,0	IK20	104	VK20
1.6 i 16V / Gti 16V	88-92	AJV, ARC		08/'98-'02	K20PBR-S10	5061	D76	1,0	IK20	104	VK20
POLO (IV) (9N)											
1.2 i	40-47	AWY, AZQ		10/'01->	PKJ16CR-L11	3246	-	1,1	SKJ16CR-L11	S10	
1.4 i 16V (Automatic)	55	BBY		10/'01->	PKJ16CR-L11	3246	-	1,1	SKJ16CR-L11	S10	
1.4 i 16V	55	BBY, AUA		10/'01->	K20PBR-S10	5061	D76	1,0	IK20	104	VK20
1.4 i 16V	74	AUB, BBZ		10/'01->	K20PBR-S10	5061	D76	1,0	IK20	104	VK20
1.4 FSI	63	AXU	Direct injection	09/'01-05/'05	K20PBR-S10	5061	D76	1,0	IK20	104	VK20



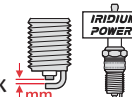
KW



VW continued											
POLO (V)											
1.4	55	BBY, BKY		07/'03->	K20PBR-S10	5061	D76	1,0	IK20	I04	VK20
1.4	74	BBZ		11/'03->	K20PBR-S10	5061	D76	1,0	IK20	I04	VK20
1.8 GTI Turbo	110	BJX, BBU		09/'05->	PK20PR-P8	3245	P27	0,8			VK20Y
QUANTUM											
2.2 Syncro	89	JT		01/'85-07/'88	W20EPB	5065	D29	0,8	IW20	I06	VW20
SANTANA											
1.3	44	EP		08/'83-12/'84	W20EP-U	3043	D4	0,7	IW20	I06	VW20
1.6	55	DT		08/'83-07/'87	W16EPB-10	5064	-	1,0	IW16	I05	VW16
1.6	55	JU	(CH, S)	08/'83-07/'87	W20EP-U	3043	D4	0,7	IW20	I06	VW20
1.8	66	DS		01/'83-12/'84	W20EP-U	3043	D4	0,8	IW20	I06	VW20
1.8	66-68	DS, JN		06/'83-12/'84	W20EPB	5065	D29	0,8	IW20	I06	VW20
1.8	66	JV	(CH, S)	08/'83-12/'84	W20EPB	5065	D29	0,8	IW20	I06	VW20
1.9 SS	85	WN		08/'81-07/'83	W22EP-U	3085	D27	0,8	IW22	I07	VW22
2.0	85	JS		08/'83-12/'84	W20EP-U	3043	D4	0,8	IW20	I06	VW20
2.0	85	HP	(CH, S)	08/'83-12/'84	W20EPB	5065	D29	0,8	IW20	I06	VW20
2.2	85	WE	(CH, S)	08/'82-07/'83	W20EP-U	3043	D4	0,8	IW20	I06	VW20
SCIROCCO											
1.3	40-44	GF, HK		08/'79-07/'84	W20EP-U	3043	D4	0,7	IW20	I06	VW20
1.5	48-51	GH, JB		08/'77-12/'83	W16EP-U	3018	D8	0,7	IW16	I05	VW16
1.6	51	EWA	(A)	01/'83-07/'87	W16EP-U	3018	D8	0,7	IW16	I05	VW16
1.6	51-55	EW		01/'83-07/'92	W16EP-U	3018	D8	0,7	IW16	I05	VW16
1.6	53	RE		04/'86-07/'90	W20EPBR-S	5067	D1	0,8	IW20	I06	VW20
1.6	81	EG		06/'76-07/'82	W22EP-U	3085	D27	0,7	IW22	I07	VW22
1.6	63	FR		08/'75-07/'84	W20EP-U	3043	D4	0,7	IW20	I06	VW20
1.6	51	EM	(CH, S)	08/'81-07/'83	W20EP-U	3043	D4	0,7	IW20	I06	VW20
1.6	55	HN	(CH, S)	08/'83-07/'86	W16EP-U	3018	D8	0,7	IW16	I05	VW16
1.7	54-57	EN	(S)	08/'80-07/'84	W16EP-U	3018	D8	0,7	IW16	I05	VW16
1.8	82	JJ	(CH, S)	08/'82-07/'83	W20EP-U	3043	D4	0,8	IW20	I06	VW20
1.8	82	KT	(CH, S)	08/'83-07/'87	W20EPB	5065	D29	0,8	IW20	I06	VW20
1.8	66-82	DX, EX		08/'82-07/'92	W20EPB	5065	D29	0,8	IW20	I06	VW20
1.8	70	JH		08/'82-07/'92	W20EPBR-S	5067	D1	0,8	IW20	I06	VW20
1.8 16V	102	KR		10/'85-07/'89	K20PBR	5060	D105	0,8	IK20	I04	VK20Y
1.8 16V	92-95	PL		02/'86-07/'92	K22PBR-S	5062	-	0,8	IK22	I10	VK22
SHARAN											
1.8 20V Turbo	132	AJH, AWC		'97->	PK20PR-P8	3245	P27	0,8			VK20Y
2.0	85	ADY		05/'95->	K20PBR-S10	5061	D76	0,9	IK20	I04	VK20
2.8 VR6	128	AAA		05/'95->	K20TXR	5063	D20	0,9	IK20	I04	VK20Y
TARO											
1.8	61	2Y	(N, SF)	04/'89->	W16EXR-U	3031	D9	0,8	IW16	I05	VW16
2.2	69	4Y	(B,GB,GR,N,SF)	06/'89->	W16EXR-U	3031	D9	0,8	IW16	I05	VW16
2.4	84	22R	(A, CH, S)	06/'89->	W16EXR-U	3031	D9	0,8	IW16	I05	VW16
TOUAREG (7LA)											
3.2 VR-6 24V	162	AZZ, BAA, BKJ, BMV, BMX		10/'02->	VXU22	5608	V08	0,9			VXU22
4.2 V-8 40V	228	AXQ		10/'02->	K20PBR-S10	5061	D76	1,0	IK20	I04	VK20
6.0 W-12 48V	309	BAN, BJN		11/'02->	PKJ20CR-L11	3247	-	1,1			VK20
TOURAN											
1.6 i	75	BGU, BSE, BSF		07/'03->	K20PBR-S10	5061	D76	1,0	IK20	I04	VK20
1.6 FSI	85	BAG, BLF, BLP, BLN	Direct injection	02/'03->	K20PBR-S10	5061	D76	1,0	IK20	I04	VK20
TRANSPORTER											
1.6 (T3) (24 / 25)	37	CT Mot No.->065010		05/'79-04/'80	W20FS-U	3073	-	0,6	IWF20	I78	
1.6 (T3) (24 / 25)	37	CT Mot No.065011->		05/'80-12/'82	W20ES-U	3051	-	0,6	IW20	I06	VW20
1.6 (T3) (24 / 25)	34	CZ Mot No.->002827		09/'79-04/'80	W20FS-U	3073	-	0,6	IWF20	I78	
1.8 (T3) (24 / 25)	34	CZ Mot No.002828->		05/'80-12/'82	W20ES-U	3051	-	0,6	IW20	I06	VW20
1.8 (T3) Mexico	62	ACB (Long thread)		'93->	W16EP-U	3018	D8	0,7	IW16	I05	VW16
1.9 (T3) (70)	48-49	PD		12/'90-07/'92	W20EPB	5065	D29	0,8	IW20	I06	VW20
2.0 (T3) (24 / 25)	60-66	DH, GW		07/'83-07/'85	W20ES-U	3051	-	0,7	IW20	I06	VW20
2.0 (T3) (24 / 25)	51	CV	(S)	05/'79-12/'82	W16ES-U	3025	-	0,7	IW16	I05	VW16
2.0 (T4) (24 / 25) .. / Syncro	64	SR	(CH)	10/'86-07/'92	W20ES-U	3051	-	0,7	IW20	I06	VW20
2.0 (T4) (70)	62-64	AAC		09/'90-06/'93	W16ETR-S	3285	-	0,8	IW16	I05	VW16
2.0 (T5) (70) VR6	150	AMV, AXK (VR-6 4V)		05/'00->	PKJ16CR-L11	3246	-	1,1	SKJ16CR-L11	S10	
2.1 (T3) (24 / 25)	51	CU		05/'79-12/'82	W20ES-U	3051	-	0,7	IW20	I06	VW20
2.1 (T3) (24 / 25)	68-70	MV, SS		08/'85-07/'92	W20ES-U	3051	-	0,7	IW20	I06	VW20
2.1 (T3) Syncro (24 / 25)	70	MV		08/'85-07/'92	W20ES-U	3051	-	0,7	IW20	I06	VW20
2.5 (T4) (70)	62-64	AAC		07/'93->	W20EPBR-S	5067	D1	0,8	IW16	I05	VW16
2.5 (T4) (70) .. / Syncro	80-81	AAF		11/'90-06/'93	W16ETR-S	3285	-	0,8	IW16	I05	VW16
2.5 (T4) (70) .. / Syncro	80-81	AAF		07/'93->	W16ETR-S	3285	-	0,8	IW16	I05	VW16
2.5 (T4) (70) .. / Syncro	81	ACU		01/'94->	W20EPB	5065	D29	0,8	IW20	I06	VW20
2.8 (T4) (70) .. / Syncro	81	AEN		01/'94->	W20EPBR-S	5067	D1	0,8	IW20	I06	VW20
2.8 (T4) (70) VR6	103	AES	Platinum	'96->	PK16PR11	3264	P22	1,1	IK16	I03	VK16
2.8 (T4) (70) VR6	103	AES	2-Electr. Platin.	'96->	PK16TR11	3289	-	1,1			VK16
3.2 (T5)	85	AXA		04/'03->	K20PBR-S10	5061	D76	1,0	IK20	I04	VK20



KW



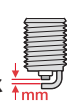
VW continued										
3.2 iV-6	170	BDL, BKK	04/'03->	VXU22	5608	V08	0,9			VXU22
VENTO										
1.3	40-44	ADX	10/'94->	W20EPBR-S	5067	D1	0,8	IW20	106	VW20
1.4	40-44	ABD	11/'91->	W20EPB	5065	D29	0,8	IW20	106	VW20
1.6	55	ABU, AEA	07/'92->	W20EPBR-S	5067	D1	0,8	IW20	106	VW20
1.6	74	AEK, AFT	07/'94->	K20PBR-S10	5061	D76	1,0	IK20	104	VK20
1.8	55	AAM	11/'91-06/'93	W20EPBR-S	5067	D1	0,8	IW20	106	VW20
1.8	55	AAM	07/'93->	W20EPBR-S	5067	D1	0,8	IW20	106	VW20
1.8	66	ABS	11/'91-06/'93	W20EPBR-S	5067	D1	0,8	IW20	106	VW20
1.8	66	ABS, ADZ	07/'93->	W20EPBR-S	5067	D1	1,0	IW20	106	VW20
2.0	79-107	AEP, AGG	07/'94->	W20EPBR-S	5067	D1	0,8	IW20	106	VW20
2.0	85	2E	11/'91-06/'93	W20EPBR-S	5067	D1	0,8	IW20	106	VW20
2.0	85	2E	07/'93-07/'94	W20EPBR-S	5067	D1	1,0	IW20	106	VW20
2.0	85	ADY, AGG	07/'94->	W20EPBR-S	5067	D1	1,0	IW20	106	VW20
2.0 16V	110	ABF	01/'92->	K22PR-ZU	3290	-	0,8	IK22	110	VK22
2.8 VR6	120-128	AAA	01/'92->	K20TXR	5063	D20	0,9	IK20	104	VK20Y
WARSZAWA										
202, 224										
ALL				M17	5002	-	0,6			
223										
ALL				W20FS-U	3073	-	0,6	IWF20	178	
WARTBURG										
353										
1.0	37	XIZ Ø 18mm thread	07/'71-09/'89	M22	5003	-	0,6			
1.0	37	XJD Ø 14mm thread	07/'71-09/'89	W20FP-U	3068	D18	0,6	IWF20	178	
1.0	37		01/'78-12/'90	W20FP-U	3068	D18	0,6	IWF20	178	
1.3	43	VW / (4V07,2/7,5GRF)	09/'88-05/'91	W20EP-U	3043	D4	0,7	IW20	106	VW20
YALTA										
3A3										
1.0				W20FS-U	3073	-	0,6	IWF20	178	
SAPORODSHE										
ALL				W16LS	3035	-	0,6			
YUE LOONG										
101 FEELING										
1.6	65	CA 16S	'90->	Q20PR-U	3007	D12	0,8	IK20	104	VK20Y
1.8	72	CA 18S	'90->	Q20PR-U	3007	D12	0,8	IK20	104	VK20Y
ZASTAVA / YUGO										
101										
1.2 311 / 411 / 511 / 1100	40		06/'72-12/'93	W20EP-U	3043	D4	0,6	IW20	106	VW20
1.3 313 / 413 / 513 / 1300	48-54		01/'79-12/'93	W20EP-U	3043	D4	0,6	IW20	106	VW20
FLORIDA										
1.3	50	103A / OHC - M5	07/'89-12/'93	W16EPR-U	3021	D6	0,7	IW16	105	VW16
1.4	52	Carb. 2V	10/'88-12/'93	W16EPR-U	3021	D6	0,7	IW16	105	VW16
1.6	60-62	Carb. 2V	07/'89-12/'93	W16EPR-U	3021	D6	0,7	IW16	105	VW16
YUGO										
0.9 45 / 45A	33	100 GL 064	04/'80-12/'93	W16EPR-U	3021	D6	0,7	IW16	105	VW16
1.1 55 / 55A	41	128 A..	05/'85-12/'93	W16EPR-U	3021	D6	0,7	IW16	105	VW16
1.1 60 i.e.	44	145A / OHC - M4	07/'89-06/'95	W16EPR-U	3021	D6	0,7	IW16	105	VW16
1.3 65 / 65 A	48	128 A..	05/'85-12/'93	W16EPR-U	3021	D6	0,7	IW16	105	VW16
1.3 65 i.e. (Cabrio)	47	OHC - M5	07/'89-12/'93	W16EPR-U	3021	D6	0,7	IW16	105	VW16
1.3 i (60)	48	13 E1 064	08/'91-06/'95	W20EPR-U	3047	D2	0,8	IW20	106	VW20
1.3 (60)	50	13 E3 064	Cat 03/'91-06/'95	W20EPR-U	3047	D2	0,8	IW20	106	VW20
ZAZ										
966										
1.0	28		'74-'79	W22FP-U	4021	D74	0,7	IWF22	179	
968										
1.0	33		'74-'90	W22FP-U	4021	D74	0,7	IWF22	179	
SAPORODSHE										
ALL				W16LS	3035	-	0,6			
DANA										
1.1 1105	39		'95->	W20EP-U	3043	D4	0,8	IW20	106	VW20
TAVRIA										
0.9 1102, 1105	30	Fiat 170.A.1	'90->	W20EPR-U	3047	D2	0,7	IW20	106	VW20
1.1 1102, 1105	29-50		'90->	W20EP-U	3043	D4	0,8	IW20	106	VW20
1.3 1102, 1105	46-48	Lada engine	'90->	W20EP-U	3043	D4	0,7	IW20	106	VW20



KW



4 PACK



4 PACK



ZIL							
130 TRUCKS							
ALL			M22	5003	-	0,5	

Buyers Guide



PLUG	MAKE	MODEL
IK16	ALFA ROMEO	159, BRERA, SPIDER
	MAZDA	929, MX-5
	NISSAN	SKYLINE
	TOYOTA	YARIS
IK20	BMW	M 5
	MAZDA	323, MX-5
IK22	LOTUS	EXIGE
IK27	DAIHATSU	CUORE
	FORD	ESCORT
IKH16	CITROËN	C 5
	FIAT	ULYSSE
	MINISUBISHI	COLT
	NISSAN	350 Z, INFINITY, MICRA, PATHFINDER, SKYLINE
	PEUGEOT	406, 607
	RENAULT	ESPACE, LAGUNA, VEL SATIS
IKH20	MINISUBISHI	GRANDIS, LANCER, OUTLANDER
	RENAULT	CLIO
	SUBARU	LEGACY / OUTBACK
	VOLVO	C 30, C 70, S 40, S 60, V 50, V 70
IQ22	SAAB	900
IT20	AUDI	S 4
	VOLVO	C 30, S 40, V 50
ITL16	CHRYSLER (EUROPE)	CHEROKEE, GRAND VOYAGER, PT CRUISER, SEBRING, VOYAGER
	JEEP (EUROPE)	CHEROKEE
ITL20	CHRYSLER (EUROPE)	SEBRING
ITV16	FIAT	CROMA
	FORD	MONDEO
	MAZDA	6, MX-5
	OPEL	ASTRA, OMEGA, SIGNUM, SPEEDSTER, VECTRA, ZAFIRA
	VAUXHALL	ASTRA, OMEGA, SIGNUM, VECTRA, VX 220, ZAFIRA
ITV20	FORD	FOCUS
	MAZDA	MX-5
ITV24	FORD	FOCUS
IU22	ALFA ROMEO	Twin spark engines
IW22	SAAB	900
IWF16	VW	KÄFER/BEETLE
IWF22	CITROËN	2 CV
IX24B	BMW	M 3
IXU24	BMW	M 3
	TVR	CERBERA, TUSCAN
J16CR-U	BMW	3-SERIES, 5-SERIES 635 CSI, 7-SERIES, M 535 i, Z 1
	VOLVO	340, 440, 460, 480
K16GPR-U11	FORD	MAVERICK
	NISSAN	AXXESS, PATHFINDER, PICK - UP, PRAIRIE, TERRANO
K16HPR-U11	CITROËN	C 2, C 4, C 5, C 8, EVASION, JUMPY, XSARA
	FIAT	SCUDO, ULYSSE
	LANCIA	PHEDRA
	NISSAN	ALMERA, MICRA, MURANO, NOTE, PRIMERA, X-TRAIL
	PEUGEOT	206, 207, 307, 406, 407, 607, 806, 807, EXPERT
	RENAULT	LAGUNA, MEGANE, SCENIC
K16PR-P11	ISUZU	RODEO, TROOPER, V-CROSS
	OPEL	FRONTERA, MONTEREY
	VAUXHALL	FRONTERA
K16PR-U	AUDI	A 6, A 8
	DODGE (EUROPE)	RAM
	FIAT	BRAVO / BRAVA, DOBLÒ, MAREA, MULTIPLA, PALIO, PANDA, PUNTO, SEICENTO, SIENA, STILO
	HYUNDAI	ACCENT / EXCEL
	JEEP (EUROPE)	CHEROKEE
	KIA	CLARUS, SPORTAGE
	LANCIA	LYBRA, YPSILON
	MAZDA	323
	MINISUBISHI	CANTER
	NISSAN	100 NX, ALMERA, PRIMERA, SERENA, SUNNY, VANETTE
	SKODA	FELICIA
K16PR-U11	CHRYSLER (EUROPE)	CIRRUS, REZZO, SEBRING, STRATUS, TACUMA, VOYAGER
	DAIHATSU	CUORE, MOVE, SIRION
	HONDA	CIVIC
	HYUNDAI	ACCENT, ATOS / ATOZ / AMICA, COUPE, ELANTRA, EXCEL, GETZ, LANTRA, MATRIX, PONY, S-COUPE, TUCSON
	KIA	CARENS, CERATO, MAGENTIS, PICANTO, RIO II, SPORTAGE
	MAZDA	121, 323, 626, DEMIO, MPV, MX-3, MX-5, MX-6, PICK - UP, PREMACY, XEDOS 6, XRONOS
	MINISUBISHI	COLT, ECLIPSE, EXPO, FTO, L 300, L 400, LANCER, MONTERO, OUTLANDER, PAJERO PININ, SPACE GEAR, SPACE STAR
	NISSAN	ALMERA, CARAVAN, CARAVAN, MICRA, PATHFINDER, PRIMERA
	SUBARU	IMPREZA, LEGACY, VIVIO
K16PR-ZU11	CHRYSLER (EUROPE)	300 C, 300 M
	MAZDA	929

PLUG	MAKE	MODEL
K16PR-ZU11 <i>continued</i>	RENAULT	TWINGO
	ROLLS-ROYCE	PARK WARD, SILVER SPUR
	SKODA	FELICIA
	TOYOTA	YARIS
	VW	GOLF CABRIOLET
K16PSR-B8	MITSUBISHI	OUTLANDER
K16R-U	BMW	3-SERIES, 518 i, 750 i, 8-SERIES
	LEXUS	LX 450
	NISSAN	PRIMERA, VANETTE
	TOYOTA	4 RUNNER, COASTER, COROLLA, DYNA 200, HILUX, LAND CRUISER, PREVIA, STARLET, YARIS
K16R-U11	NISSAN	ALMERA, PRIMERA
	TOYOTA	AVENSIS, AURIS CARINA E, CELICA S, COROLLA + SDN, MR 2, RAV 4, TERCEL, YARIS
K16TNR-S9	DAIHATSU	CUORE, SIRION, TREVIS, YRV
	RENAULT	KANGOO, TWINGO
K16TR11	TOYOTA	4 RUNNER, COROLLA, LAND CRUISER, PASEO, TERCEL
K20BR-S10	CHEVROLET	CAPTIVA, EPICA
	DAIHATSU	SIRION, TERIOS, YRV
	TOYOTA	4 RUNNER, COROLLA, LAND CRUISER, PASEO, TERCEL
K20HR-U11	CITROËN	BERLINGO, C 1, C 2, C 3, C 4, XSARA
	MITSUBISHI	COLT
	PEUGEOT	107, 206, 307, 1007, PARTNER
	SMART	FORFOUR
	SUBARU	JUSTY
	TOYOTA	AYGO, LAND CRUISER, YARIS
	VOLVO	C 30, C 70, S 40, V 50
K20PBR	ALFA ROMEO	147, 33
	CITROËN	XM
	OPEL	OMEGA, SENATOR
	PEUGEOT	106, 405, 605
	RENAULT	CLIO, LAGUNA, MEGANE, R 19, R 21, R 25, SAFRANE, SPORT SPIDER
	SEAT	TOLEDO
	VW	CORRADO, GOLF, PASSAT, SCIROCCO
K20PBR-S10	AUDI	100, 80, 90, A 2, A 3, A 4, A 6, CABRIO, COUPE
	MERCEDES-BENZ	A, C, CLK, E, M / ML, SL 320, SLK, SPRINTER, V 200, V 230, Vaneo, VITO
	OPEL	OMEGA, SIGNUM, VECTRA, ZAFIRA
	PORSCHE	911, BOXTER, CAYENNE
	SEAT	ALHAMBRA, ALTEA, AROSA, CORDOBA, IBIZA, LEON, TOLEDO
	SKODA	FABIA, FELICIA, OCTAVIA, SUPERB
	VAUXHALL	OMEGA, SIGNUM, VECTRA, ZAFIRA
	VW	BEETLE, BORA, CADDY, EOS, GOLF, JETTA, LUPO, PASSAT, PHAETON, POLO, SHARAN, TOUAREG, TOURAN, TRANSPORTER, VENTO
K20PR-L11	HONDA	CIVIC
K20PR-TP11	MAZDA	323
K20PR-U	CHRYSLER (EUROPE)	NEON, STRATUS
	CITROËN	C 2, C 3, XANTIA, XSARA
	DACIA	LOGAN, SOLENZA, SUPER NOVA
	F.S.O. / F.S.M.	CARO, POLONEZ / PRIMA
	FIAT	BARCETTA, PALIO, PUNTO, STILO
	HYUNDAI	ATOS / ATOZ / AMICA, S-COUPE
	KIA	MENTOR, RIO, SHUMA
	LANCIA	THESIS, Y
	LAND ROVER	DISCOVERY
	LOTUS	ELAN
	MAZDA	323, 626
	MITSUBISHI	SPACE RUNNER, SPACE WAGON
	NISSAN	100 NX, INFINITY, KUBISTAR, PATROL, PRIMERA, QUEST, SUNNY
	OPEL	VECTRA, VIVARO
	PEUGEOT	206, 207, 307, 1007, 106
	RENAULT	CLIO, ESPACE, KANGOO, LAGUNA, MEGANE, MODUS, SAFRANE, SCENIC
	ROVER	100, 200, 400, 600, 200, 800, METRO
	SKODA	FELICIA
	SUZUKI	ALTO, BALENO, CARRY, JIMNY, SWIFT, VITARA, X-90
	VAUXHALL	VIVARO
VOLVO	850, C 70, S 70, S 80, S 90, V 70, V 90	
VW	EOS, JETTA	
K20PR-U11	CHEVROLET (DEAWOO)	ESPERO, KALOS, LACETTI, LANOS, Le MANS, NEXIA / CIELO, NUBIRA, TACUMA
	CHEVROLET (EUROPE)	AVEO, CORVETTE
	CHRYSLER (EUROPE)	SEBRING
	DAIHATSU	APPLAUSE, CHARADE, FEROZA, GRAN MOVE, ROCKY, VALERA
	FORD	ESCORT
	HONDA	BEAT, CIVIC, JAZZ, TODAY
	HYUNDAI	COUPE, EXCEL
	ISUZU	RODEO, TROOPER
	KIA	CARENS, CLARUS, RETONA, SHUMA, SPORTAGE
	MAZDA	323, 626, E 2000, MPV, MX-5, XEDOS 6, XEDOS 9
	MERCEDES-BENZ	A-CLASS, B-CLASS

PLUG	MAKE	MODEL
K20PR-U11 <i>continued</i>	MITSUBISHI	CARISMA, COLT, DIAMANTE, FTO, GALANT, LANCER, SPACE RUNNER, SPACE STAR, SPACE WAGON
	NISSAN	MAXIMA
	OPEL	MONTEREY
	SUBARU	FORESTER, IMPREZA, LEGACY, REX, VIVIO
	SUZUKI	BALENO, GRAND VITARA, SWIFT, WAGON-R +
	VAUXHALL	MONTEREY
K20PR-ZU11	FORD	GALAXY, SCORPIO, TRANSIT
	JAGUAR	XJ - V8, XK - 8
	OPEL	OMEGA-LOTUS
	SUBARU	LEGACY
K20PSR-B8	FIAT	COUPE
	MITSUBISHI	ECLIPSE, ENDEAVOR, LANCER
K20R-U	RENAULT	AVANTIME, CLIO, ESPACE
	CHRYSLER (EUROPE)	PT CRUISER
K20R-U11	NISSAN	100 NX, 200 SX, PATHFINDER, PICK - UP, PRIMERA, SERENA, SUNNY, TERRANO
	OPEL	CALIBRA, VECTRA
	TOYOTA	AVENSIS, CARINA E, CELICA, COROLLA, CRESSIDA, MR 2, SUPRA
	VAUXHALL	CALIBRA
	DAIHATSU	SIRION
	TOYOTA	CAMRY, CARINA E, HARRIER, MR 2, RAV 4, SERA, YARIS
K20TNR	CITROËN	SAXO, XANTIA, ZX
	FIAT	BARCETTA, BRAVO / BRAVA, COUPE, MAREA, MULTIPLA, PALIO, PANDA, PUNTO, STILO, STRADA
	LANCIA	DEDRA, DELTA, KAPPA, LYBRA, Y, YPSILON
	PEUGEOT	306
K20TNR-S	DAIHATSU	APPLAUSE, HIJET, TERIOS
K20TR11	TOYOTA	AVENSIS, CAMRY, CARINA E, PICNIC, RAV 4
K20TXR	AUDI	A 4, A 6, A 8, S 6, S 8
	BMW	1-SERIES, -SERIES, 5-SERIES, 645 Ci, 7-SERIES, 840 i, M 5, X 3, X-5, Z 3, Z 4, Z 8
	CHEVROLET (DEAWOO)	CAPTIVA, EVANDA, LACETTI, LEGANZA, NUBIRA, PRINCE, REZZO, TACUMA
	CITROËN	AX, BERLINGO, C 15, EVASION, JUMPER, SAXO, XANTIA, XM, XSARA, ZX
	FIAT	ULYSSE
	LADA / SHIGULI	2 110 / 2 111 / 2 112
	LANCIA	Z / ZETA
	LAND ROVER	RANGE ROVER
	MERCEDES-BENZ	C 36 AMG, CLK 200, E 50 AMG, SL 60 AMG, V 280
	MINI (BMW)	COOPER, COOPER S, ONE
	OPEL	AGILA, ANTARA, ASTRA, CALIBRA, COMBO, COMBO, CORSA, FRONTERA, MERIVA, OMEGA, SENATOR, SIGNUM, SINTRA, SPEEDSTER, TIGRA, VECTRA, ZAFIRA
	PEUGEOT	206, 306, 406, 806, 106, 205, 306, 405, 605, 806, BOXER, PARTNER
	PORSCHE	BOXTER
	RENAULT	CLIO, ESPACE, KANGOO, LAGUNA, MEGANE, SAFRANE, SCENIC, TWINGO
	SAAB	900, 9000, 9-3
	SKODA	SUPERB
	SMART	CABRIO, CITY-COUPE, CROSSBLADE
	VAUXHALL	AGILA, ASTRA, CALIBRA, CARLTON, CAVALIER, COMBO, CORSA, FRONTERA, MERIVA, OMEGA, SENATOR, SIGNUM, SINTRA, SPEEDSTER, TIGRA, VECTRA, VX 220, ZAFIRA
	VOLVO	850, 960, C 30, C 70, S 40, S 60, S 70, S 80, S 90, V 40, V 70, V 90
	VW	CORRADO, GOLF III, LT, PASSAT, SHARAN, VENTO
K22PB	ALFA ROMEO	33
	AUDI	90, COUPE
	SEAT	CORDOBA, IBIZA, TOLEDO
K22PBR-S	AUDI	100, 80, 90, A 6, CABRIO, COUPE
	CITROËN	AX, BX
	FIAT	PUNTO, UNO
	LANCIA	DEDRA, DELTA, THEMA
	PEUGEOT	106, 106, 205, 309, 405
	PORSCHE	911, CAYMAN
	RENAULT	SAFRANE
	SEAT	CORDOBA, IBIZA
	VW	CORRADO, GOLF II, JETTA, PASSAT, SCIROCCO
K22PR-U	FIAT	PALIO
	JAGUAR	XJR
K22PR-U11	SAAB	9-5
K22PR-ZU	ALFA ROMEO	166
	AUDI	80
	FORD	SIERRA
	SEAT	CORDOBA, IBIZA, TOLEDO
	VOLVO	850
	VW	GOLF III, PASSAT, VENTO
K22TNR-S	DAIHATSU	CUORE
	PORSCHE	911
K24PR-ZU	FORD	ESCORT, FIESTA, SIERRA
	PORSCHE	CARRERA GT
K27PR-ZU	FORD	SIERRA
KJ14CR-L11	BMW	750 i, 850 Ci

PLUG	MAKE	MODEL
KJ16CR11	FORD	PROBE
	MAZDA	323, 626, 929, B 2600, MPV, MX-6, XEDOS 9, XRONOS
	OPEL	ASTRA
	VAUXHALL	ASTRA
KJ16CR-L11	BMW	750 i, 850 Ci
	CHRYSLER (EUROPE)	GRAND CHEROKEE
	DODGE (EUROPE)	DURANGO
	FIAT	CROMA
	HONDA	ACCORD, CIVIC, CR-V, HR-V, LAGREAT, LOGO, S-MX
	JEEP (EUROPE)	GRAND CHEROKEE
	OPEL	AGILA, ASTRA, COMBO, CORSA, MERIVA, TIGRA, VECTRA-C, ZAFIRA
	SEAT	IBIZA
	SUZUKI	WAGON R+
	VAUXHALL	ASTRA, COMBO, CORSA, MERIVA, VECTRA MkII, TIGRA, ZAFIRA
	KJ20CR11	FORD
MAZDA		626, 929 (HC)
KJ20CR-L11	CHRYSLER (EUROPE)	CHEROKEE
	DODGE (EUROPE)	RAM 2500 / 3500
	HONDA	ACCORD, CAPA, CIVIC, CR-V, FR-V, ODYSSEY, PRELUDE, SHUTTLE, STREAM
	JEEP (EUROPE)	CHEROKEE
	ROVER	600
	SKODA	FABIA
	VW	FOX
KJ20DR-M11	HONDA	ACCORD, CIVIC, CR-V, FR-V, INTEGRA, STREAM
KJ20SR11	SUBARU	LEGACY
KJ22CR-L11	HONDA	SHUTTLE
MA16PR-U	FORD	SIERRA
MA20PR-U	FORD	CAPRI, GRANADA, SCORPIO, SIERRA, TRANSIT
MA20P-U	FORD	CAPRI, ESCORT, GRANADA, P 100
P16PR11	HYUNDAI	SANTA FE, SONATA, XG 300
	KIA	SORENTO
P16R	TOYOTA	HIACE, HILUX, LITEACE, MODEL-F, VAN
P16R13	CHRYSLER (EUROPE)	GRAND VOYAGER, VOYAGER
P20PR11	MITSUBISHI	L 300, LANCER, OUTLANDER
P20PR8	ALFA ROMEO	164, SPIDER
	MITSUBISHI	OUTLANDER
P20PR-S11	MITSUBISHI	DEBONAIR, GALANT
P20R8	TOYOTA	STARLET
P22PR8	MITSUBISHI	LANCER EVO
PK16PR11	HYUNDAI	COUPE, SANTA FE, SONATA, TRAJET, XG
	ISUZU	RODEO
	JAGUAR	S - TYPE, XJ - 8
	KIA	CARNIVAL, MAGENTIS, OPIRUS, SEDONA, SORENTO
	LAND ROVER	DISCOVERY, RANGE ROVER
	MERCEDES-BENZ	CL, CLK, G 320, G 500, G 55 AMG, M / ML 350, S, SL, SLK 320
	VW	BORA, CORRADO, GOLF, PASSAT, TRANSPORTER
	CHRYSLER (EUROPE)	CIRRUS, SEBRING, STRATUS
PK16PR-L11	MERCEDES-BENZ	C, CLK, CLS, E, M / ML, S, VIANO, VITO
	FORD	GALAXY
PK16PR-P11	HYUNDAI	TERRACAN, XG 350
	MITSUBISHI	ECLIPSE, MONTERO, PAJERO / SHOGUN
	LEXUS	GS 300, SC 300
PK16R11	SUBARU	LEGACY, OUTBACK
	TOYOTA	PASEO, PREVIA, SUPRA
PK16R8	TOYOTA	PASEO
PK16TR11	SEAT	ALHAMBRA
	TOYOTA	SUPRA
	VW	BORA, CORRADO, GOLF, PASSAT, TRANSPORTER
PK16TR13	TOYOTA	CARINA E
PK20PR11	CHEVROLET (DEAWOO)	ARCADIA
	FORD	SCORPIO, SCORPIO, TRANSIT
	KIA	CARNIVAL, SEDONA
	MERCEDES-BENZ	CL 600, SPRINTER
	MG	MG-TF, ZR, ZS, ZT / ZT-T
	MITSUBISHI	ECLIPSE, FTO
	NISSAN	300 ZX, INFINITY
	OPEL	SIGNUM, SIGNUM
	RENAULT	CLIO, ESPACE, LAGUNA, SAFRANE
	ROVER	200, 25, 45, 75
	SUBARU	IMPREZA, LEGACY, SVX
	VAUXHALL	SIGNUM
	PK20PR-L11	HONDA
KIA		CARNIVAL, SEDONA
LAND ROVER		FREELANDER
LOTUS		ELISE

PLUG	MAKE	MODEL	
PK20PR-L11 <i>continued</i>	NISSAN	ALMERA, MAXIMA, PRIMERA	
	SAAB	9-3	
PK20PR-P11	DODGE (EUROPE)	STEALTH	
	FORD	ESCORT, SIERRA	
	JAGUAR	XJ - V8, XJR, XK - 8, XK - 8 R	
	MINI	COOPER, COOPER S, COOPER SE, MINI	
	MITSUBISHI	CHALLENGER, GALANT, L 200, MONTERO, PAJERO / SHOGUN, SIGMA, STARION / 3000GT	
	SAAB	9-3, 9-5	
	SUBARU	JUSTY	
PK20PR-P8	SUZUKI	GRAND VITARA, IGNIS, JIMNY, LIANA, SWIFT, VITARA	
	ALFA ROMEO	145 / 146, 147, 155, 156, 164, 166, GT, GTV, SPIDER	
	AUDI	A 3, A 4, A 5, A 6, S 3, S 4, TT / TTS	
	DAIHATSU	SIRION, TERIOS	
	FORD	ESCORT	
	LANCIA	KAPPA, THESIS	
	MG	MG-F	
	MITSUBISHI	GALANT	
	NISSAN	200 SX, KUBISTAR	
	OPEL	ZAFIRA	
	PORSCHE	CAYENNE	
	RENAULT	CLIO, LAGUNA, VEL SATIS	
	ROVER	25, 200	
	SEAT	ALHAMBRA, IBIZA, LEON, TOLEDO	
	SKODA	OCTAVIA, SUPERB	
	SUBARU	FORESTER, IMPREZA, LEGACY	
	VOLVO	C 70, S 40, S 60, S 70, S 80, V 40, V 70, XC 70, XC 90	
	VW	BETTER, BORA, EOS, GOLF, JETTA, PASSAT, POLO, SHARAN	
	PK20PTR-S9	ALFA ROMEO	145 / 146, 147, 156, GT, GTV, SPIDER
		AUDI	A 6, A 8, S 4
DAIHATSU		YRV	
PK20R11	LEXUS	GS 300, LS 400, SC 400	
	TOYOTA	CAMRY, CARINA E, COROLLA, MR 2, PREVIA, STARLET, SUPRA	
PK20R13	TOYOTA	CARINA E	
PK20R8	LEXUS	LS 400	
	TOYOTA	CARINA E, CELICA, COROLLA, MR 2	
PK20TR11	ALFA ROMEO	GTV	
	LEXUS	GS 300	
	TOYOTA	AVENSIS, CAMRY, HARRIER, PICNIC, RAV 4, YARIS	
PK22PR8	AUDI	100, 200, 80, 80, A 4, A 6, COUPE, QUATTRO, RS4, RS6, S 2, S 4, S 6	
	LAMBORGHINI	GALLARDO	
	MITSUBISHI	PAJERO EVO	
	NISSAN	SUNNY / PULSAR	
	SUBARU	IMPREZA	
PK22PR-L11	HONDA	CIVIC, INTEGRA TYPE-R, S 2000	
	MITSUBISHI	FTO	
	SAAB	9-3, 9-5	
PKJ16CR8	MAZDA	626, XEDOS 9	
PKJ16CR-L11	FORD	GALAXY	
	SEAT	ALHAMBRA, AROSA, CORDOBA, IBIZA, LEON, TOLEDO	
	SKODA	OCTAVIA	
	VW	BETTER, BORA, CADDY, FOX, GOLF, LUPO, PASSAT, POLO, TRANSPORTER	
PKJ20CR-L11	AUDI	A 8	
	HONDA	ACCORD, PRELUDE	
	VW	BORA, PHAETON, TOUAREG	
PQ16R	TOYOTA	CELICA, COROLLA, CRESSIDA, MR 2, SUPRA	
PQ16R8	TOYOTA	CELICA	
PQ20R	NISSAN	200 SX, BLUEBIRD, SKYLINE, SUNNY	
	TOYOTA	CAMRY, CELICA, MR 2	
PQ20R13	TOYOTA	CARINA II	
PQ20R-P8	TOYOTA	COROLLA COUPE, SUPRA	
PT16EPR-L13	BUICK (EUROPE)	Le SABRE, PARK AVENUE	
	CADILLAC	DE VILLE, ELDORADO, ESCALADE, FLEETWOOD, SEVILLE	
	CHEVROLET (EUROPE)	ASTRO, BERETTA, BLAZER, CAMARO, CAPRICE, CAVALIER, CORSICA, CORVETTE, LUMINA, MALIBU, S 10, SUBURBAN	
	FORD	COUGAR, ESCORT, FIESTA, MAVERICK, MONDEO	
	FORD (U.S.A.)	AEROSTAR, EXPLORER, F-, MUSTANG, TAURUS, THUNDERBIRD, WINDSTAR	
	LAND ROVER	DISCOVERY 3	
	LINCOLN (EUROPE)	CONTINENTAL, MARK, NAVIGATOR, TOWN CAR	
	MAZDA	121, MPV, TRIBUTE	
	MERCURY (EUROPE)	COUGAR, GRAND MARQUIS, MOUNTAINEER, SABLE	
	OPEL	TRANSPORT	
	PONTIAC (EUROPE)	FIREBIRD, TRANS SPORT	
	PT16VR10	ALFA ROMEO	159, BRERA
		FORD	COUGAR, ESCORT, FIESTA, FOCUS, MAVERICK, MONDEO, ORION, PUMA, SCORPIO, TRANSIT
MAZDA		121, 2, TRIBUTE	
MERCURY (EUROPE)		COUGAR	
MORGAN		4/4	

PLUG	MAKE	MODEL	
PT16VR10 <i>continued</i>	OTOSAN	FORD ESCORT	
PT16VR13	CHEVROLET	CAPTIVA	
	HUMMER	H 3	
PTJ16R15	CHEVROLET (EUROPE)	CAMARO, CORVETTE, TAHOE	
Q16PR-U	CHRYSLER (EUROPE)	CHEROKEE, GRAND CHEROKEE	
	CHEVROLET (DEAWOO)	REXTON	
	JEEP (EUROPE)	GRAND CHEROKEE	
	NISSAN	BLUEBIRD	
	PEUGEOT	106, 205, 306	
	RENAULT	CLIO, Express/Extra/Rapid, MEGANE	
	SKODA	FAVORIT / FORMAN, FELICIA, PICK-UP	
	Q16PR-U11	CHEVROLET (EUROPE)	BERETTA, CAMARO, CORVETTE
Q16PR-U11	JEEP (EUROPE)	CHEROKEE	
	NISSAN	BLUEBIRD, PATHFINDER, PICK - UP, PRAIRIE, PULSAR NX, STANZA, TERRANO	
	PONTIAC (EUROPE)	GRAND AM	
	RENAULT	CLIO	
Q16PR-ZU11	CHEVROLET (EUROPE)	CORVETTE	
	SAAB	9000, 900, 9-3	
Q16P-U11	MERCEDES-BENZ	C 180	
	RENAULT	R 19	
Q16R-U	TOYOTA	4-RUNNER, CARINA II, CELICA, COROLLA	
Q16R-U11	TOYOTA	CAMRY, CARINA II, COROLLA	
Q20PR-U	ASTON MARTIN	VIRAGE, VOLANTE	
	CHYSLER	VOYAGER	
	CITROËN	AX, BX, C 15, EVASION, JUMPER, JUMPY, XANTIA, XM, ZX	
	F.S.O. / F.S.M.	CINQUECENTO	
	FIAT	CINQUECENTO, CITIVAN, DUCATO, PANDA, PUNTO, SEICENTO, TIPO, UNO	
	FORD	ESCORT, FIESTA, ORION, SCORPIO, SIERRA, TRANSIT, VAN	
	JAGUAR	DAIMLER, SOVEREIGN, XJ - 6, XJ - 5	
	JEEP (EUROPE)	COMANCHE, WAGONEER	
	KIA	CAPITAL	
	LADA / SHIGULI	110 / 111 / 112 / VEGA, 2 110 / 2 111 / 2 112	
	LANCIA	Y	
	MAZDA	323, 626, 929	
	NISSAN	BLUEBIRD, LAUREL, PRAIRIE, SUNNY	
	OPEL	ASTRA, CALIBRA, KADETT-E, TRANSPORT	
	PEUGEOT	306, 106, 205, 305, 306, 309, 405, 605, 806, BOXER	
	PONTIAC (EUROPE)	TRANS SPORT	
	RENAULT	CLIO, Express/Extra/Rapid, THALIA	
	ROVER	400, 200, CITY ROVER, MONTEGO	
	SKODA	FAVORIT / FORMAN, PICK-UP	
	VAUXHALL	ASTRA, CALIBRA, CARLTON, CAVALIER	
	VOLVO	960	
	Q20PR-U11	CHRYSLER (EUROPE)	CHEROKEE
		FORD	ESCORT, FIESTA, ORION, PROBE , SCORPIO, SIERRA, TRANSIT
		HONDA	ACCORD, CIVIC, CONCERTO, INTEGRA, LEGEND, PRELUDE
		JEEP (EUROPE)	CHEROKEE
		MAZDA	323, 626
		NISSAN	200 SX, 300 ZX, BLUEBIRD, LAUREL, LEOPARD, MAXIMA, PRAIRIE, SILVIA, STANZA, SUNNY
		ROVER	400, 200, 800
		SAAB	9000, 9-5
	Q20PR-ZU11	SAAB	900, 9000, 9-3
Q20P-U	CHEVROLET (DEAWOO)	KORANDO, MUSSO	
	CITROËN	AX, BX, C 15, ZX	
	KIA	CAPITAL	
	MERCEDES-BENZ	200 E, 220 E, 280 E, 300 E, 320 E, 400 E, 500 E, 600 SE, C, CL, E, G 320, S, SL	
	PEUGEOT	106, 205, 305, 309, 405, BOXER	
	RENAULT	R 19	
	ROVER	MAESTRO	
	SAAB	9000, 900	
	SKODA	135, 136, FAVORIT / FORMAN, PICK-UP	
	SSANG YOUNG	KORANDO, MUSSO, REXTON	
Q20R-U	TOYOTA	CRESSIDA, SUPRA	
Q20R-U11	TOYOTA	CAMRY, CARINA II, CELICA, COROLLA, CRESSIDA, MR 2	
Q22PR-U	CITROËN	AX, BX, XM, ZX	
	FIAT	PUNTO, SCUDO, TEMPRA, TIPO	
	FORD	ESCORT, FIESTA, ORION	
	LANCIA	DEDRA	
	PEUGEOT	205, 306, 605, EXPERT	
	SKODA	FAVORIT / FORMAN	
	SSANG YOUNG	KORANDO, MUSSO, REXTON	
Q22PR-U11	SAAB	9000, 900, 9000, 9-3, 9-5	
Q22PR-ZU	SAAB	9000, 900	
Q22P-U	ALFA ROMEO	145 / 146, 155, 164, 75	
	CITROËN	BX, VISA	
	FORD	ESCORT	

PLUG	MAKE	MODEL
Q22P-U <i>continued</i>	PEUGEOT	205, 309
	SAAB	9000, 900
	SEAT	IBIZA, MALAGA, RITMO / RONDA, RONDA
Q16AR-U	CHRYSLER (EUROPE)	CHEROKEE, GRAND CHEROKEE
	DODGE (EUROPE)	VIPER
	JEEP (EUROPE)	CHEROKEE, GRAND CHEROKEE
	TOYOTA	CARINA II, COROLLA
QJ16HR-U9	CHRYSLER (EUROPE)	CHEROKEE, VIPER, VISION
	DODGE (EUROPE)	VIPER
	JEEP (EUROPE)	CHEROKEE, COMANCHE, LAREDO, WAGONEER, WRANGLER
QJ20CR11	MAZDA	626, 929 (HC)
S22PR-A7	MITSUBISHI	LANCER EVO
SC20HR11	TOYOTA	AURIS, COROLLA SDN, YARIS
SK16PR-A11	JAGUAR	S - TYPE R, XJ - 8, XJ - R, XK - 8, XKR
	LAND ROVER	DISCOVERY 3
	SUZUKI	GRAND VITARA, LIANA
SK16PR-E11	MAZDA	3
SK16R11	TOYOTA	HIACE, PRIUS
SK16R-P11	TOYOTA	CENTURY
SK16R-P8	TOYOTA	DYNA 200, HIACE
SK20HR11	DAIHATSU	SIRION
	LEXUS	LS 460
SK20PR-A8	MITSUBISHI	PAJERO
SK20PR-A11	VOLVO	XC 90
SK20PR-B8	MITSUBISHI	ECLIPSE
SK20PR-L9	MERCEDES-BENZ	C, CLK, G 320 V-6, S 600, SLK
SK20PR-L11	HONDA	CIVIC
	LEXUS	GS 400, GS 430, GX 470, IS 200, LS 400, LS 430, LX 470, RX 300, RX 330, RX 400h, SC 430
	LOTUS	ELISE
SK20R-P11	TOYOTA	AVENSIS, CAMRY, CELICA, COROLLA, HARRIER, LAND CRUISER, PICNIC, PREVIA, RAV 4, TUNDRA
	LEXUS	GS 300, IS 300
SK20R-P13	TOYOTA	AVENSIS
SK22PR-M11	HONDA	CIVIC, INTEGRA
SK22PR-M11S	HONDA	ACCORD
SKJ16CR-A8	MAZDA	323
SKJ16DR-M11	HONDA	MDX
SKJ20DR-M11	HONDA	ACCORD
SVK20RZ11	SUZUKI	SX 4
SXU22HDR8	MITSUBISHI	i, OUTLANDER
SXU22PR9	DAIHATSU	MATERIA, TERIOS
T16EPR-U	CHEVROLET (EUROPE)	BERETTA, CAMARO, CAVALIER, CORSICA
	FORD	ESCORT, FIESTA, KA, SCORPIO, SIERRA
	PONTIAC (EUROPE)	BONNEVILLE, GRAND PRIX
	ROVER	2300 / SD-1, 2600 / SD-1
T16EPR-U15	BUICK (EUROPE)	Le SABRE, PARK AVENUE
	CADILLAC	ALLANTE, ELDORADO, SEVILLE, SRX, XLR
	CHEVROLET (EUROPE)	ALERO, BERETTA, CAMARO, CAPRICE, CORSICA
	OPEL	TRANSPORT
	PONTIAC (EUROPE)	FIREBIRD, GRAND AM, TRANS SPORT
T16NR-U11	CHEVROLET (EUROPE)	BERETTA
	LINCOLN (EUROPE)	CONTINENTAL, TOWN CAR
	MERCURY (EUROPE)	COUGAR, GRAND MARQUIS, SABLE
T16PR-U	CHEVROLET (EUROPE)	BLAZER, CAMARO, CAPRICE, CORVETTE, VAN
	PONTIAC (EUROPE)	FIREBIRD
T16PR-U11	CHEVROLET (EUROPE)	CAMARO, CORVETTE, VAN
T16PR-U15	CHEVROLET (EUROPE)	IMPALA
T16VR-U10	PONTIAC (EUROPE)	FIREBIRD, TRANS SPORT
	FORD	FIESTA, FOCUS, FUSION, KA, PUMA
T16VR-U11	VOLVO	C 30, S 40, V 50
	FORD	FIESTA
T20EPR-U	AUDI	100, A 8, S 4, S 6, S 8, V - 8
	CHEVROLET (EUROPE)	ASTRO, BERETTA, CAMARO, CAVALIER, CORSICA
	FORD	COURIER, ESCORT, FIESTA, ORION, SCORPIO
	FREIGHT ROVER	SHERPA
	LANCIA	THEMA
	MERCURY (EUROPE)	SABLE
	PEUGEOT	505
	PONTIAC (EUROPE)	GRAND PRIX
	RENAULT	ESPACE, FUEGO, MASTER, R 25, R 30, R 5, SAFRANE
	VOLVO	240, 260, 760, 780, 960
	T20EP-U	CITROËN
FORD		VAN
LAND ROVER		LAND-ROVER
MERCEDES-BENZ		190, 200, 210, 230, 230, 260, 260, 300 E, 309, 310, 410, 510, E 300, G, L 410
OPEL		ASCONA-B

PLUG	MAKE	MODEL	
T20EP-U <i>continued</i>	PEUGEOT	104, 205, 305, 309, 504	
	RENAULT	ALPINE, ESPACE, R 21, R 25, R 30, TRAFIC	
	ROVER	2000 / SD-1	
T20PR-U	CHEVROLET (EUROPE)	ASTRO, BLAZER, CAMARO, CAPRICE, CORVETTE, LUMINA MPV, SUBURBAN, TAHOE, VAN	
	VAUXHALL	CHEVETTE	
T20PR-U11	CHEVROLET (EUROPE)	CAMARO, CORVETTE, VAN	
	PONTIAC (EUROPE)	FIERO, FIREBIRD	
T20PR-U15	CHEVROLET (EUROPE)	S 10	
	PONTIAC (EUROPE)	FIERO, FIREBIRD, GRAND AM	
T22EP-U	CITROËN	AXEL, BX, CX, LNA, VISA	
	DAIMLER	DOUBLE SIX	
	JAGUAR	SOVEREIGN, XJ - 12, XJ - S, XJR-S	
	LANCIA	THEMA	
	MERCEDES-BENZ	190 E	
	PEUGEOT	104, 205, 305, 309, 505	
	RENAULT	ALPINE, ESPACE, R 21, R 25, R 5	
	VOLVO	760, 780	
	VK20	BMW	1-SERIES, 3-SERIES, 5-SERIES, 650 i, 740 i, 750 i, X 3, Z 4
CHRYSLER (EUROPE)		CROSSFIRE	
FIAT		SEDCI	
HONDA		ACCORD, PRELUDE	
SUZUKI		GRAND VITARA, JIMNY, SWIFT, SX-4, WAGON-R +	
VK20Y	DAIHATSU	COPEN	
	SUBARU	IMPREZA	
	VOLVO	V 70	
VKB16	MINISUBISHI	GALANT, PAJERO / SHOGUN, SPACE RUNNER, SPACE WAGON	
VKB20	MINISUBISHI	CARISMA, PAJERO PININ, SPACE STAR, SPACE WAGON	
	VOLVO	S 40, V 40	
VKH16	CITROËN	C 6	
	LANCIA	PHEDRA	
	NISSAN	MURANO, PATHFINDER	
	RENAULT	AVANTIME	
VKH20	BMW	325 i, 330 i, 523 i, 630 i, Z4 Si	
	DAIHATSU	SIRION 2	
	LEXUS	GS 300	
	OPEL	SIGNUM	
	VAUXHALL	SIGNUM	
VKH20Y	MERCEDES-BENZ	C-CLASS, CL 55 AMG, CLK 200, CLS 55 AMG, S 55 AMG	
	MINISUBISHI	COLT	
	SMART	FORFOUR, FORTWO	
	SUBARU	IMPREZA, LEGACY, OUTBACK, TRIBECA	
VKH22	MINISUBISHI	LANCER EVO	
VT16	JAGUAR	XJ - 6	
VT20	FORD	FOCUS, GALAXY, MONDEO, S-MAX	
VW22	MINISUBISHI	LANCER EVO	
W14EXR-U	TOYOTA	CELICA, COASTER, COROLLA, CRESSIDA, CROWN, LAND CRUISER, STARLET, SUPRA	
W14EXR-U13	CHRYSLER (EUROPE)	VISION, VOYAGER	
W14EX-U	TOYOTA	COROLLA, LAND CRUISER	
W14EX-U(A)	TOYOTA	LAND CRUISER	
W14L	VOLGA	GAZ	
W16EPB-10	AUDI	80	
	VW	CADDY, GOLF, JETTA, JETTA, LT, PASSAT, POLO, SANTANA	
W16EPR-U	CHEVROLET (DEAWOO)	ARANOS, DAMAS, ESPERO, Le MANS, PRINCE, RACER, REZZO, TACUMA	
	CHRYSLER (EUROPE)	VOYAGER	
	DODGE (EUROPE)	CARAVAN, DAYTONA	
	HONDA	PRELUDE, QUINTET	
	HYUNDAI	GRANDEUR, STELLAR	
	KIA	PRIDE	
	LAND ROVER	DEFENDER, DISCOVERY, RANGE ROVER	
	MAZDA	121, 323, 626, 929, B	
	MINISUBISHI	L 200, L 300, LANCER, MIRAGE, PAJERO / SHOGUN, SAPPORO, TREDIA	
	NISSAN	BE 1, BLUEBIRD, CABSTAR, LAUREL, LAUREL, MICRA, PATHFINDER, PATROL, PICK - UP, PRAIRIE, STANZA, SUNNY, TERRANO, URVAN, VANETTE, VIOLET	
	OPEL	ASCONA-C, ASTRA, CALIBRA, COMBO, CORSA, FRONTERA, KADETT-E, OMEGA, VECTRA	
	RENAULT	CLIO, ENCORE, ESPACE, Express/Extra/Rapid, R 19, R 5, R 9 / R 11, SUPER 5	
	ROVER	3500	
	SEAT	MARBELLA, TERRA / TRANS	
	SUZUKI	ALTO, CARRY, LJ 80, S J, SAMURAI, SANTANA, SC 100 GX, VITARA	
	TRIUMPH	2000, 2500, ACCLAIM, SPITFIRE, STAG	
	VAUXHALL	ASTRA, CAVALIER, COMBO, FRONTERA	
	ZASTAVA / YUGO	FLORIDA, YUGO	
	W16EPR-U11	CHEVROLET (DEAWOO)	ARANOS, ESPERO, Le MANS, MATIZ, PRINCE, TICO
		CHRYSLER (EUROPE)	Le BARON, SARATOGA, VOYAGER
DODGE (EUROPE)		CARAVAN, DAYTONA	
KIA		AVELLA, MENTOR, PRIDE, SEPHIA	

PLUG	MAKE	MODEL	
W16EPR-U11 <i>continued</i>	MAZDA	121, 323, 626, B 2200	
	MITSUBISHI	COLT, LANCER, MONTERO, PAJERO / SHOGUN	
	NISSAN	MICRA, PATROL, S-CARGO, STANZA, SUNNY	
W16EP-U	BMW	3-SERIES, 5-SERIES, 6-SERIES, 7-SERIES, M 535 i	
	HYUNDAI	PONY	
	JAGUAR	E-TYPE, S - TYPE, XJ - 6, XJ - S, XK 140	
	LAND ROVER	LAND-ROVER, RANGE ROVER	
	MERCEDES-BENZ	280 E / CE	
	MITSUBISHI	CANTER, COLT, GALANT	
	NISSAN	CABSTAR, PATROL, PICK - UP, SUNNY	
	RENAULT	R 19, TRAFIC, TWINGO	
	SUZUKI	CARRY, CERVO	
	VOLVO	340	
	VW	CADDY, GOLF, JETTA, KÄFER/BEETLE, PASSAT, SCIROCCO, TRANSPORTER	
	W16ES-U	LAND ROVER	LAND-ROVER
		VW	TRANSPORTER
W16ETR-S	AUDI	100, 90, A 6, CABRIO, COUPE	
	VW	CALIFORNIA, MULTIVAN, PASSAT, TRANSPORTER	
W16EXR-U	CHRYSLER (EUROPE)	VOYAGER	
	DAIHATSU	BUS WIDE 55, CAB , CHARADE, CHARMANT , DELTA , F, HIJET, ROCKY, TAFT	
	HONDA	ACCORD	
	KIA	RIO	
	TOYOTA	4-RUNNER, CAMRY, CARINA, CELICA, COROLLA, CORONA, CRESSIDA, CROWN, DYNA, HIACE, HILUX, LAND CRUISER, LITEACE, MODEL-F, STARLET, STOUT, SUPRA, TARO, TERCEL	
W16EXR-U11	CHEVROLET (DEAWOO)	AVEO, KALOS	
	DAIHATSU	CHARADE, CUORE, HIJET, MOVE	
	HONDA	JAZZ, PASSPORT	
	TOYOTA	CAMRY, CARINA II, COROLLA, CORONA, LAND CRUISER, STARLET, TERCEL	
W16EXR-U13	CHRYSLER (EUROPE)	NEW YORKER, VOYAGER	
W16EX-U	TOYOTA	CARINA, COASTER, COROLLA, CORONA, CROWN, DYNA, HIACE, HILUX, LITEACE, STARLET, STOUT, TOYOACE	
W16FPR-U	DACIA	NOVA	
W16FP-U	LAND ROVER	RANGE ROVER	
	RENAULT	F 4 / F 6, R 4, R 5, RODEO	
W16FS-U	MOSKOVICH	ZAZ 12V 4	
	PRAGA	All Models	
	RENAULT	F 4 / F 6, R 4, R 5	
	SKODA	100, 110, 1000 / 1100 MB	
	TATRA	TATRA	
	VOLGA	GAZ	
	HONDA	ACCORD	
W20EKR-S11	HONDA	ACCORD	
W20EPB	ALFA ROMEO	33	
	AUDI	100, 200, 80, 90, COUPE, QUATTRO	
	VW	BUS, CALIFORNIA/CARAVELLE, GOLF, JETTA, MULTIVAN, PASSAT, POLO, QUANTUM, SANTANA, SCIROCCO, TRANSPORTER, VENTO	
W20EPBR-S	ALFA ROMEO	155	
	AUDI	100, 80, 90, A 4, A 6, CABRIO, COUPE	
	FIAT	CROMA, TIPO	
	LANCIA	DELTA, KAPPA	
	SEAT	AROSA, CORDOBA, IBIZA, TOLEDO	
	SKODA	FELICIA, OCTAVIA	
	VW	CADDY, CALIFORNIA/CARAVELLE, CORRADO, GOLF, JETTA, LT, LUPO, MULTIVAN, PASSAT, POLO, SCIROCCO, TRANSPORTER, VENTO	
W20EPR-U	ALFA ROMEO	164, 166, 75, SPIDER	
	BMW	325 i	
	CHEVROLET (DEAWOO)	ESPERO, FSO - CARO, KALOS, LANOS, Le MANS, NEXIA, ROYAL	
	CHRYSLER (EUROPE)	COUPE, DAYTONA, ES, GTS, Le BARON, SARATOGA, VOYAGER	
	DAIHATSU	MIRA CUORE	
	FIAT	126, 900, ARGENTA, CINQUECENTO, CROMA, DUNA, FIORINO, PANDA, PENNY, REGATA, RITMO / STRADA, SEICENTO, SPIDER, TALENTO, TEMPRA, TIPO, UNO	
	FORD	CAPRI, ECOVAN	
	HONDA	CIVIC, PRELUDE	
	HYUNDAI	PONY, PRIMA GRAND, PRIMA STELLAR, STELLAR	
	ISUZU	CAMPO, MIDI, PIAZZA, PICK - UP, RODEO, TROOPER	
	JAGUAR	XJ - 12	
	JEEP (EUROPE)	CJ - 7	
	LADA / SHIGULI	110 / 111 / 112 / VEGA, 1200, 2 110 / 2 111 / 2 112, FORMA, NIVA / COSSACK, NOVA, OKA, SAMARA / SPUTNIK, SAMARA FUN, TOSCANA	
	LANCIA	DEDRA, DELTA, PRISMA, THEMA, Y 10	
	LAND ROVER	DISCOVERY, RANGE ROVER	
	MAZDA	323, 626, 818, 929, B 1400, D, E 2000	
	MG	MG-B, MG-C	
	MITSUBISHI	CANTER, COLT, CORDIA, ECLIPSE, GALANT, JEEP, L 200, L 300, LANCER, MINI CAB, MIRAGE, PAJERO / SHOGUN, SPACE WAGON, TREDIA	
	MOSKOVICH	2141 / ALEKO / SVJATOGOR	
	NISSAN	BLUEBIRD, LAUREL, PATHFINDER, PATROL, PICK - UP, PRAIRIE, STANZA, SUNNY, TERRANO, URVAN, VANETTE	

PLUG	MAKE	MODEL	
W20EPR-U <i>continued</i>	OPEL	ASCONA-C, ASTRA, CAMPO, COMBO, CORSA, KADETT, MANTA-B, OMEGA, VECTRA	
	PEUGEOT	505	
	PORSCHE	911, 924, 928, 944	
	RENAULT	CLIO, ENCORE, LAGUNA, MASTER, MEGANE, R 12, R 19, R 21, R 5, R 9 / R 11, SUPER 5, TRAFIC	
	ROVER	800, MAESTRO, METRO, MONTEGO	
	SAAB	600	
	SEAT	127, FURA, IBIZA, MARBELLA, PANDA, TERRA	
	SUBARU	COUPE, JUMBO, JUSTY, SEDAN, STATION, SUPER STATION, TRANSPORTER, XT COUPE	
	SUZUKI	S J, SWIFT, VITARA	
	VAUXHALL	ASTRA, BELMONT, CALIBRA, CARLTON, CAVALIER, CHEVANNE, CORSA, HA, MIDI, NOVA, OMEGA, RASCAL	
	VOLGA	GAZ	
	VOLVO	240, 340, 360, 740, 760, 780, 940, 960	
	ZASTAVA / YUGO	YUGO	
	ZAZ	TAVRIA	
W20EPR-U11	CHRYSLER (EUROPE)	DAYTONA	
	HYUNDAI	EXCEL, GRANDEUR, H 100, H 200, H-1, H-100, LANTRA, PONY, PRIMA STELLAR, SANTA FE, SATELLITE, SONATA, TRAJET	
	ISUZU	CAMPO, PIAZZA, RODEO, TROOPER	
	KIA	JOICE, MAGENTIS, SEPHIA	
	LADA / SHIGULI	NIVA / COSSACK	
	MAZDA	323, 626	
	MITSUBISHI	COLT, DIAMANTE, ECLIPSE, GALANT, L 200, L 300, LANCER, PAJERO / SHOGUN, SIGMA, SPACE WAGON, STARION, TREDIA	
	NISSAN	280 ZX, BLUEBIRD, FIGARO, LAUREL, SILVIA / GAZELLE, STANZA	
	OPEL	ASTRA, KADETT-E	
	ROVER	200, MONTEGO	
	SUBARU	COUPE, JUMBO, JUSTY, LIBERO, MINI JUMBO, MINIBUS, REX, SEDAN, STATION, SUPER STATION, XT COUPE	
	SUZUKI	SWIFT, WAGON-R +	
	VAUXHALL	BRAVA, CAVALIER, CHEVETTE	
	W20EP-U	ALFA ROMEO	75, 90
		AUSTIN MORRIS	MINI, MINOR
CITROËN		C 25, SM	
FIAT		CAMPAGNOLA, DUCATO, PANDA, REGATA, TIPO	
JAGUAR		XJ - 6, XJ - 5	
LADA / SHIGULI		1200, 1300, 1500, 1600, NIVA / COSSACK, NOVA, RIVA, SAMARA / SPUTNIK, TOSCANA	
LAND ROVER		DEFENDER, LAND-ROVER, RANGE ROVER	
MAZDA		B 1300	
MERCEDES-BENZ		200, 208, 230, 250, 280, 308, 309, 350, 380, 420, 450, 500, 560, G 500, L, LF 409 G	
MITSUBISHI		CANTER, GALANT, LANCER, ROSA	
MOSKVICHI		2141 / ALEKO, 2141 / ALEKO / SVJATOGOR, 412, LSH	
MURAT		124, 131	
NISSAN		CABSTAR, PICK - UP, URVAN, VIOLET	
OPEL		MANTA-A	
PEUGEOT		504, 505, J 5, J 9, P 4, U 10	
RENAULT		FUEGO, MEGANE, R 5	
ROVER		3500, MAESTRO	
SAAB		90, 900, 95 / 96, 99	
SEAT		131, 132, 133	
SUZUKI		CERVO	
VOLVO		240, 260, 340, 360, 740, 760, 780	
VW		CADDY, DERBY, GOLF, ILLIS, JETTA, LT, PASSAT, POLO, SANTANA, SCIROCCO	
ZASTAVA / YUGO		101	
ZAZ		DANA, TAVRIA	
W20ESR-U		HONDA	CIVIC
W20ES-U		HONDA	ACCORD
		NISSAN	280 ZX, URVAN
		TOYOTA	LAND CRUISER
	VOLGA	GAZ	
	VW	BUS, TRANSPORTER	
W20ETR-L	DAIHATSU	CHARADE	
	LOTUS	ESPRIT	
W20ETR-L8	MITSUBISHI	ECLIPSE	
W20EVR-ZU	PORSCHE	911	
	VW	CORRADO, GOLF II, PASSAT	
W20EXR-U	DAIHATSU	BUS WIDE 55, CHARADE, CUORE, DOMINO, HIJET, MIRA	
	HONDA	INTEGRA	
	TOYOTA	CELICA, COROLLA, CORONA, CRESSIDA, CROWN, STARLET, SUPRA	
	VOLVO	440, 460, 480	
	W20EXR-U11	DAIHATSU	CUORE / DOMINO
W20EX-U	HONDA	ACCORD, CIVIC, PRELUDE	
	TOYOTA	COROLLA, STARLET	
	TOYOTA	CARINA, CORONA, HILUX, LITEACE, TOYOACE	
W20FPR-U	CHEVROLET (DEAWOO)	IMPERIAL, ROYAL	
	CITROËN	CX	
	FIAT	PANDA	
	OPEL	BLITZ, COMMODORE, CORSA-A, FRONTERA, KADETT, MANTA-B, MONZA, OMEGA, SENATOR	
	VAUXHALL	ASTRA, CARLTON, CAVALIER, FRONTERA, NOVA, ROYALE, SENATOR, VICEROY	

PLUG	MAKE	MODEL	
W20FPR-U <i>continued</i>	VOLGA	GAZ	
W20FP-U	CITROËN	C 35, CX, D, DS 19, DS 20, DS 21, DS 23, ID 19, ID 20, ID 21	
	DACIA	1210, 1300 / 1310, 1410 / 1410 Break, NOVA	
	FIAT	126, 500, 600	
	MOSKVICH	ZAZ 12V 4	
	OPEL	ASCONA-B, GT, KADETT, MANTA, SENATOR	
	RENAULT	F 4, F 6, R 4, R 5, RODEO, SG	
	ROVER	3500	
	SAAB	95 / 96	
	SKODA	105, 120, 125, 130	
	VOLGA	GAZ	
W20FS-U	VOLVO	66, AMAZON, C, PV	
	CITROËN	2 CV, ACADIANE, AK, AMI, AZU, LN	
	FIAT	500	
W22EPB	VW	TRANSPORTER	
	ALFA ROMEO	33, 164	
	FIAT	COUPE	
	LANCIA	DELTA	
	SEAT	CORDOBA, IBIZA, TOLEDO	
W22EPR-U	VW	DERBY, POLO	
	ALFA ROMEO	155, 164, 75	
	ASTON MARTIN	VANTAGE, ZAGATO	
	FIAT	ARGENTA, COUPE, CROMA, FIORINO, REGATA, RITMO / STRADA, TEMPRA, TIPO, UNO, X 1 / 9	
	FORD	CAPRI, GRANADA, SCORPIO, SIERRA, TRANSIT	
	LANCIA	DEDRA, DELTA, PRISMA, THEMA	
	MINI	COOPER	
	MITSUBISHI	COLT, L 200, LANCER, SAPPORO, STARION	
	OPEL	ASCONA-C	
	PONTIAC (EUROPE)	GRAND AM	
	RENAULT	CLIO, R 19, R 5, SUPER 5	
	ROVER	METRO, MONTEGO	
	W22EPR-U11	MITSUBISHI	GALANT, SAPPORO, SPACE WAGON
OPEL		ASCONA-C	
SUBARU		SEDAN, STATION, SUPER STATION	
W22EP-U	ALFA ROMEO	145 / 146, 164, 33, 75, 90, GIULIA, GTV, SPIDER	
	FIAT	126, 850, ARGENTA, X 1 / 9	
	FORD	ESCORT	
	LOTUS	ELAN, ESPRIT, EUROPA	
	MITSUBISHI	LANCER EVO	
	MOSKVICH	2140	
	PEUGEOT	505	
	PORSCHE	911, 914 / 6, 924	
	RENAULT	R 19, R 21, R 9 / R 11, SUPER 5, TRAFIC	
	ROVER	MAESTRO	
	SAAB	90, 900, 99	
	SEAT	131, RITMO / RONDA	
	VW	GOLF, JETTA, POLO, SANTANA, SCIROCCO	
	W22ESR-U	MITSUBISHI	CORDIA, GALANT, LANCER, SAPPORO, STARION, TREDIA
	W22ES-U	ALFA ROMEO	75, 90
W22ES-ZU	TVR	400 SE, 450 SEAC, CHIMAERA, GRIFFITH	
	VW	CORRADO, GOLF II, PASSAT, POLO	
W22ETR-LB	MITSUBISHI	LANCER EVO	
W22FPR-U	ARO	SERIE 240	
	VOLGA	GAZ	
W24EP-U	FIAT	SPIDER	
	FORD	FIESTA	
W24ESR-U	LANCIA	Y 10	
W24ESR-ZU	PORSCHE	911	
W24ES-U	ALFA ROMEO	75, 90	
W24ES-ZU	AUDI	QUATTRO	
	RENAULT	FUEGO, R 5, R 9 / R 11, SUPER 5	
W24FS-U	PIAGGIO	APE	
W25EBR	MAZDA	929, COSMO, RX-2, RX-3, RX-4, RX-5, RX-7	
W27ES-U	PIAGGIO	APE	
W27ES-ZU	PORSCHE	911	
W9PR-U	PONTIAC (EUROPE)	FIREBIRD	
X24ESR-U	LANCIA	THEMA	
XE20HR-U9	CITROËN	C 2, C 3, C 4	
	NISSAN	KUBISTAR	
	PEUGEOT	206, 307	
	RENAULT	CLIO, KANGOO, MODUS, TWINGO	
XU22EPR-U	BMW	M 5	
	FIAT	500, BRAVO, DOBLÒ, GRANDE PUNTO, IDEA, LINEA, PANDA, PUNTO, SEICENTO, STILO	
	LANCIA	MUSA, YPSILON	
	MITSUBISHI	MINICA DANGAN ZZ	
	SUZUKI	ALTO, WAGON-R +	

PLUG	MAKE	MODEL
XU22HDR9	SMART	FORTWO
XU22PR9	DAIHATSU	SIRION 2
XU24EPR-U	FIAT	BRAVO / BRAVA, IDEA, PUNTO, STILO
	LANCIA	Y (I)
	MASERATI	224 / 424 V, QUATTROPORTE, SHAMAL
ZT20EPR11	FORD	MONDEO III
	JAGUAR	S - TYPE, X - TYPE
	MAZDA	3, 5, 6
ZTJ16R10	CHEVROLET	CORVETTE
ZXE20HR13	NISSAN	SERENA
ZXU20PR11	SUZUKI	SPLASH



Cross Reference Chart



GB

Cross reference chart

This chart should be used for guidance only. Design and material differences between manufacturers may vary the Heat Range. See recommendations section for specific engine applications. Where manufacturers' names and/or numbers are stated these are given for reference purpose only and do not indicate source of manufacture or any connection in the course of trade with the manufacturers named.

D

Querreferenztafel

Diese Tabelle ist nur als Richtlinie zu verwenden. Konstruktions- und Werkstoffunterschiede zwischen den einzelnen Herstellern können den Wärmewert beeinflussen. Siehe Abschnitt Empfehlungen für spezielle Motorenverwendung. Sofern die Namen und/oder Nummern von Herstellern angegeben sind, sollen diese nur als Hinweise angesehen werden und nicht als Quellenangabe des Produkts oder in irgendeinem Zusammenhang mit den bezeichneten Herstellern.

F

Tableau des references

Ce tableau a été conçu à titre indicatif uniquement. Des différences de matériaux entre fabricants peuvent modifier l'Indice Thermique. Voir la section Recommandations dans le cas de moteurs spécifiques. Lorsque les noms et/ou les numéros des fabricants sont mentionnés, cette mention est faite dans un but de référence uniquement et n'indique pas la source de fabrication ou tout lien en matière commerciale avec les fabricants cités.

E

Tabla de remision

Esta tabla debe ser usada solo para orientarse. Las diferencias del diseño de los materiales entre los fabricantes pueden variar el Alcance Térmico. Véase la sección Recomendaciones para el uso en motores específicos. Donde se indican los nombres y/o números de los fabricantes, éstos deben ser considerados como referencia ; no coinciden el origen de fabricación ni la relación comercial con los fabricantes indicados.

I

Tabella dei riferimenti

Questa tabella è esclusivamente una guida. Le differenze di progetto e di materiali tra i fabbricanti possono comportare gradazioni termiche non corrispondenti. Per le specifiche applicazioni motoristiche, vedere il capitolo delle raccomandazioni. I nomi e/o i codici dei fabbricanti riportati costituiscono semplicemente un riferimento e non indicano fonti di approvvigionamento o legami commerciali di qualsiasi tipo con terzi. are given for reference purpose only and do not indicate source of manufacture or any connection in the course of trade with the manufacturers named.

RU

Таблица перекрестных ссылок

Эта таблица должна использоваться только для справки. Разница в конструкции и материалах у разных производителей может влиять на калильное число. Смотрите таблицы применения для конкретных двигателей. Приведенные здесь названия производителей и/или наименования даются только для ссылки и не указывают на источник производства или на взаимоотношения с указанным производителем.

AC DELCO	DENSO
43	W20S-U
44	W16S-U
44	W20S-U
45	W14-US
45	W16S-U
46	W9-U
40TS	ITF22
41-600	T16EPR-U15
41-601	T16EPR-U15
41-602	K20PR-U
41-603	Q16PR-U
41-606	T16EPR-U15
41-610	Q16PR-U11
41-611	Q16PR-U11
41-627	Q16PR-U11
41-628	Q16PR-U11
41-810	T20EPR-U
41-814	PT16VR13
41-900	PT16EPR-L13
41-900	T16EPR-U15
41-902	T16EPR-U15
41-905	T16PR-U
41-907	PT16EPR-L13
41-910	PT16EPR-L13
41-913	PT16EPR-L13
41-919	PT16EPR-L13
41-921	PT16EPR-L13
41-928	PT16EPR-L13
41-929	PT16EPR-L13
41-931	PT16EPR-L13
41-932	PT16EPR-L13
41-937	PT16EPR-L13
41-940	PT16EPR-L13
41-942	PT16EPR-L13
41-947	PT16EPR-L13
41-948	PT16EPR-L13
41-950	PT16EPR-L13
41-952	PT16EPR-L13
41-974	PTJ16R15
41-981	ITV16
41-983	PTJ14R15
41-985	IT16
41-986	PT16EPR10
41-987	PT16EPR13
41F	W27FS-U
41TS	ITF22
41XL	W27ES-U
41XLS	W24EP-U
42F	W22FS-U
42FS	W20FP-U
42LTS	T20EP-U
42S	W20P-U
42TS	T20P-U
42XL	W22ES-U
42XLS	W22EP-U
438XLS	W24EP-U
43F	W20FS-U
43FS	W20FP-U
43LS	W16LS
43N	W20ES-U
43S	W20P-U
43TS	T20P-U
43XL	W20ES-U
43XLS	W20EPR-U
44F	W20FS-U
44FFS	W16FP-U
44FS	W16FP-U
44N	W20ES-U
44NS	W16EP-U
44S	W16P-U
44TS	T16P-U
44XL	W20ES-U
44XLS	W16EP-U
45F	W16FS-U
45FFS	W16FP-U

AC DELCO	DENSO
45L	W14L
45NS	W14EX-U
45S	W14P-U
45TS	T16P-U
45XL	W16ES-U
45XLS	W14EX-U
46F	W14F-U
46FFS	W14FP-U
46N	W16ES-U
46S	W9P-U
46TS	T14PR-U
46XL	W16ES-U
46XLS	W14EX-U
47XL	W14E
83CTS	MA20P-U
83TS	MA20P-U
84T	MA16PR-U
84TS	MA16PR-U
85T	MA16PR-U
85TS	MA16PR-U
86TS	MA9PR-U
C41CLTS	T22EP-U
C41CXLS	W22EP-U
C42CFS	W22FP-U
C42CLTS	T20EP-U
C42CXLS	W20EPR-U
C42N	W22ES-U
C42XLS	W20EPR-U
C43	W20S-U
C43CXLS	W16EP-U
C43L	W16LS
C43N	W20ES-U
C44	W16S-U
C44N	W20ES-U
C44NS	W16EX-U
C44S	W16P-U
C45	W14-US
C45L	W14L
C47W	W9-U
C49	W9-U
C81	M24S
C82	M22
C82T	MA20PR-U
C83	M17
C83T	MA20PR-U
C84T	MA16PR-U
C84TS	MA16PR-U
C85S	L14-U
C85T	MA16PR-U
C85TS	MA16PR-U
C86	L14-U
C86S	L14-U
CFR1CLS	Q22PR-U
CFR2CLS	Q20PR-U
CFR3CLS	Q16PR-U
CR41CXLS	W22EPR-U
CR425FS	W20FPR-U
CR425XLS	W16EPR-U
CR42CLTS	T20EPR-U
CR42CTS	T20PR-U
CR42N	W22ESR-U
CR42TS	T20PR-U
CR42XLS	W20EPR-U
CR42XLSX	W20EPR-U11
CR43	W20SR-U
CR43CXLS	W16EPR-U
CR43N	W20ESR-U
CR43S	W20PR-U
CR43TS	T20PR-U
CR43TSM	T20PR-U
CR44N	W20ESR-U
CR44NS	W16EPR-U
CR44TS	T16PR-U
CR45L	W14L
CR45TS	T16PR-U

AC DELCO	DENSO
CS41	W22M-US
CS42	W22M-US
CS42S	W22MP-US
CS42T	T22M-U
CS45	W20M-US
CS45T	T20M-U
CS49	W14M-US
CSR45	W20PR-U
FR1LS	Q20PR-U
FR2LS	K20PR-U11
FR3CLS	Q16R-U11
FR3CLS6	Q16PR-U15
FR3LM	QJ16AR-U
FR3LS	Q16PR-U11
FR3LS6	Q16PR-U15
FR3LSK	K16PR-U11
FR5LM	QJ16HR-U9
FR5LS	Q16PR-U
LM46	W14LM-US
M41FF	W24FS-U
M42FF	W22FS-U
M44C	W20S-U
M45	W14-US
MR41T	ITF22
MR42LTS	T20EPR-U
MR43LTS	T20EPR-U
MR43T	T20R-U
MR44C	W20SR-U
MR44T	T16R-U
R121XLS	X24ESR-U
R41F	W24ESR-U
R42LTS	T20EPR-U
R42LTS6	T20EPR-U15
R42T	T20R-U
R42TS	T20PR-U
R42TX	T20R-U
R42XLS	W20EPR-U
R43	W20SR-U
R43C	W20SR-U
R43LTS6	T20EPR-U15
R43LTS6	T20EPR-U
R43LTSX	T20EPR-U15
R43N	W20SR-U
R43NTSE	T20NR-U11
R43S	W20PR-U
R43T	T20R-U
R43TS	T20PR-U
R43TS6	T20PR-U15
R43TSK	T20PR-U11
R43TX	T20R-U
R43XL	W20ESR-U
R43XLS	W20EPR-U
R44LTS	T16EPR-U
R44LTS6	T16EPR-U15
R44LTS6K	T16EPR-U15
R44LTSM	T16EPR-U
R44LTSM6	T16EPR-U15
R44LTSMA	T16EPR-U
R44NSX	W16EPR-U11
R44NTSE	T16NR-U11
R44S	W14PR-U
R44S	W16PR-U
R44T	T16R-U
R44TS	T16PR-U
R44TS8	T16PR-U15
R44TSX	T16PR-U15
R44XLS	W16EPR-U
R44XLSE	J16HR-U10
R45NTSE	T16NR-U11
R45S	W14PR-U
R45SX	W14PR-U
R45T	T16R-U
R45TS	T16PR-U
R45TS8	T16PR-U15
R45TSX	T16PR-U15

AC DELCO	DENSO
R45XLS	W14EXR-U
R45XLS6	W14EXR-U15
R46LTS	T16EPR-U
R46S	W9PR-U
R46SX	W9PR-U
R46SZ	W9PR-U
R46T	T16R-U
R46TS	T14PR-U
R46TSX	T14PR-U15
R83CTS	MA20PR-U
R83TS	MA20PR-U
R84TS	MA16PR-U
R84TSX	MA16PR-U11
RF#1	T20PR-U
RF#2	T16PR-U
RF#4	W20EXR-U
RF#5	Q16PR-U11
S102F	U22FS-U
S104F	U20FS-U
S122F	X24FS-U
S123XL	X22ES-U
V40FFK	SF-51
V40FFM	SF-50
V40FFS	SF-50
ACCEL	DENSO
111	IW27
112	W24EP-U
113	W22EP-U
114	W20EX-U
115	W20EP-U
116	W16EX-U
117	W14EX-U
123	W22S-U
124	W20S-U
134	W20P-U
137	W16P-U
138	W9P-U
141	W27ES-U
142	W24ES-U
143	W22ES-U
146	W16ES-U
166	W16LS
168	W14L
194	W20EX-U11
198	W9PR-U
262	ITF27
263	ITF24
272	IT27
274	T20P-U
276	T16P-U
286	T16PR-U15
375	MA20P-U
378	MA16P-U
416	Q16PR-U
416	Q16PR-U
437	W16PR-U
453	W22FPR-U
494	W20EXR-U
496	W16EXR-U
498	W9PR-U
504	T20NR-U11
506	T16NR-U11
514	T20EPR-U
516	T16EPR-U
524	T20EPR-U15
526	T16EPR-U15
566	T16R-U
574	T20PR-U
576	T16PR-U
577	T14PR-U
586	T16PR-U15
596	T16PR-U15
675	MA20PR-U
736	KJ16CR-U11

ACCEL	DENSO
761	IK31
762	K27PR-ZU
763	K24PR-U11
765	K22PR-U
784	K20PR-U
786	K16PR-U
842	X24ESR-U
882	X24EPR-U9
997	J16HR-U10
2401P	W9P-U
2403P	W16EX-U
2407P	W24ES-U
2412P	W22EP-U
2413P	W22FPR-U
2417P	J16HR-U10
276S	T20MP-U
437S	W16PR-U
ACC7ES	W22ES-U
ACC7HS	TR22
ACC8ES	W24ES-U
ACC8HS	TR24
ACC9ES	W27ES-U
ACCR7ES	W22ESR-U
ACCR8ES	W24ESR-U
ACCR8HS	W24FSR
ACCR9ES	W27ESR-U
P411	IW27
P437	W16PR-U
P496	W16EXR-U
P524S	IT20
P526S	PT16EPR13
P562	IT27
P563	IT24
P566	T16R-U
P574	T20PR-U
P576	T16PR-U
P678	MA16PR-U
P962	IT27
ALFA ROMEO	DENSO
46449690	PK20PTR-S9
46521529	PK20PTR-S9
46521530	IU22
60571786	Q22P-U
60579903	PK20PR-P8
60599495	IU22
6050456300	W22EP-U
6051284800	Q22P-U
6051292900	W22EP-U
6056908600	P20PR8
6056995700	PK20PR-P8
6057178500	K20PBR
6080032500	W22EPR-U
AUTOLITE	DENSO
12	ITF22
13	T20P-U
14	T20P-U
16	T14PR-U
23	T20PR-U
24	T20PR-U
25	T16PR-U
26	T14PR-U
33	MA20PR-U
43	MA20PR-U
50	IW31
55	W16EP-U
62	W22EPR-U
63	W20EPR-U
64	W16EPR-U
65	W16EPR-U
66	W14EPR-U
66	W14EXR-U
73	W20P-U
74	W20P-U

AUTOLITE	DENSO
84	W20PR-U
85	W16PR-U
94	T22EP-U
102	T22EP-U
103	T20EPR-U
104	T20EPR-U
105	T16EPR-U
132	ITF27
133	ITF24
134	ITF24
216	W14L
255	W20M-US
258	W14M-US
273	W22FP-U
274	W20FP-U
275	W16FP-U
283	W20FPR-U
295	W20S-U
306	W9-U
316	W14-US
317	W14-US
404	W20ESR-U
415	W16FS-U
424	W20FSR-U
425	W16FSR
458	W9LM-US
565	W16PR-U
567	W9PR-U
646	W14EXR-U15
666	T16PR-U15
685	T20R-U
724	T20PR-U
725	T16PR-U
726	T16PR-U
727	T14PR-U
764	T20EPR-U
765	T16EPR-U
847	W9PR-U
996	T16PR-U15
2413	IW34
2414	IW31
2415	IW29
2415	IW29
2416	IW27
2543	T20NR-U11
2544	T20NR-U11
2545	T16NR-U11
2546	T16NR-U11
4194	U22FS-U
4251	W24EPR-U
4265	W16EPR-U
4302	U27ESR-N
4303	U24ESR-N
5144	T20NR-U11
9061	K22PBR-S
9062	W22EPB
9063	W20EPB
9064	W16EPB10
9921	K20PBR
3921	K24PR-U11
3922	Q22PR-U
3923	Q20PR-U
3924	Q16PR-U
4194	U22FS-U
4252	W22EPR-U
4263	W20EPR-U
4265	W16EPR-U
4302	U27ESR-N
4303	U24ESR-N
5486	QJ16AR-U
AE23	IWF24
AE903	IWF27
AG12	W24EP-U
AG203	IW34
AG203	IW34

AUTOLITE	DENSO
AG22	W22EP-U
AG23	IW24
AG303	IW34
AG403	IW31
AG603	IW29
AG603	IW29
AG903	IW27
AP23	T20PR-U
AP24	T20PR-U
AP3923	K20PR-ZU11
AP3924	K16PR-ZU11
AP404	IW20
AP425	IWF16
AP62	W22EPR-ZU
AP63	W20EPR-ZU
APP102	T22EP-U
APP103	T20EPR-U
APP283	W20FPR-U
APP3922	PK22PR11
APP3923	PK20PR11
APP3924	PK16PR-L11
APP5144	T20NR-U11
APP5224	KJ20CR-L11
APP5344	PT16VR13
APP605	PT16EPR-L13
APP62	P22PR8
APP63	P20PR8
APP64	P16PR8
AT15344	PT16VR13
MP4054DP2	W22ES-ZU
MP4055DP2	W22ES-ZU
MP4062DP2	W27ES-ZU
MP4063DP2	W24ES-ZU
MP4092DP2	W24FS-ZU
MP4093DP2	W20FS-ZU
MP4132DP2	X27ESR-ZU
MP4163DP2	X24EPR-ZU9
MP4164DP2	X22EPR-ZU9
MP4275DP2	W16FPR-U
MP4316DP2	W16LS
SE458DPL	W14LMR-US
WC4054DP2	W22ES-ZU
WC4062DP2	W27ESR-V
WC4063DP2	W24ESR-V
WC4092DP2	W24FS-ZU
AR23	ITF20
AR24	ITF20
AR25	ITF16
AR33	MA20PR-U
AR50	IW31
AR51	IW27
AR52	IW24
AR53	W22EPR-U
AR73	W20P-U
AR74	W20P-U
AR93	IT27
AR94	IT24
AR103	T20EPR-U
BERU	DENSO
12-5DU	X24EP-U9
12FR-2CDU	X27ETR
12FR-4CDU	X24ESR-ZU
12R-5DU	X24EPR-U9
14-10A	W14F-U
14-10B	W14FP-UL
14-10C	W14E
14-10D	W14EP-U
14-10DU	W14EP-U
14-10E	W14-US
14-2AS1	W27FS-ZU
14-3A1	W24FS-U
14-3AS1	W24FS-ZU
14-3AU	W24FS-U
14-3CPU	GA3-1

BERU	DENSO
14-3CS	W24ES-ZU
14-3CU	W24ES-U
14-3DP2	W24ES-ZU
14-4A	W22FS-U
14-4A1	W24FS-U
14-4A2	W22FS-U
14-4AS1	W24FS-ZU
14-4AU	W22FS-U
14-4B2	W22FP-U
14-4C1	W24ES-U
14-4C2	W22ES-U
14-4CS1	W24ES-ZU
14-4DPO	W24ES-ZU
14-5A	W22FS-U
14-5AU	W22FS-U
14-5B	W22FP-U
14-5BU	W22FP-U
14-5C	W22ES-U
14-5D	W22EP-U
14-5D1	W22EP-U
14-5DP1	W22EP-U
14-5DTU	W22EPB
14-5DU	W22EP-U
14-5DUO	W22EP-U
14-5E	W22S-U
14-5F	W20P-U
14-6B	W20FP-U
14-6BU	W20FP-U
14-6C	W20ES-U
14-6D	W20EPR-U
14-6D1	W20EPR-U
14-6DPO	IW20
14-6DTU	W20EPB
14-6DU	W20EPR-U
14-6DUO	W20EPR-U
14-7A	W20FS-U
14-7AU	W20FS-U
14-7B	W20FP-U
14-7BU	W20FP-U
14-7C	W20ES-U
14-7CU	W20ES-U
14-7D	W20EPR-U
14-7DU	W20EPR-U
14-7DTU	W20EPB
14-7DUO	W20EPR-U
14-7E	W20S-U
14-7F	W20P-U
14-8A	W16FS-U
14-8AU	W16FS-U
14-8B	W16FP-U
14-8BU	W16FP-U
14-8C	W16ES-U
14-8C1	W20ES-U
14-8D	W16EP-U
14-8DC	W16EP-U
14-8DTU	W16EPB10
14-8DU	W16EP-U
14-8DUO	W16EP-U
14-8E	W16S-U
14-8F	W16P-U
14-8LUR	J16CR-U
14-9C	W16ES-U
14-9DTU	W16EPB10
14-9DU	W14EP-U
14-9DUO	W14EP-U
14-9EUO	W14LM-US
14-X AU	W20FS-U
14F-03DAR	K22PBR-S
14F-5DU	Q22PR-U
14F-6DPUR02	PK20PR-P8
14F-6DPUR021	PK20PR-P8
14F-6DSR	K20PR-ZU11
14F-6DTU	K20PBR
14F-6DUO	Q20P-U
14F-6DUOR	Q20P-U

BERU	DENSO
14F-7DPURX2	PK20PR-P8
14F-7DPUR02	PK20PR-P8
14F-7DU	Q20P-U
14F-7DUO	Q20P-U
14F-7DUOR	Q20P-U
14F-7LDUR4	K20TXR
14F-8DU	Q16P-U11
14F-8DU4	Q16P-U11
14F-8DUO	Q16P-U11
14F-8DUX	Q16P-U11
14F-8LDUSR	K20TXR
14F-8LUR	KJ16CR-L11
14F-9DUO	Q16P-U11
14FG-8DTU	K20PBR-S10
14FGH-6DTUR	K20PBR-S10
14FGH-7DTURX	K20PBR-S10
14FGH-7DTURX0	K20PBR-S10
14FGH-8DPURX2	PK16PR-L11
14FGH-8DTUR	K20PBR-S10
14FGH-8DTURX0	K20PBR-S10
14FGR-6KQU	K20PBR-S10
14FGR-7CTU	K20PBR-S10
14FGR-7KQU	K20PBR-S10
14FLR-8LDUX	K20TXR
14FR-5DPUX	K22PR-ZU
14FR-5DTU	K22PBR-S
14FR-5DU	Q22PR-U
14FR-6DPUX	K20PR-ZU11
14FR-6DU	Q20PR-U
14FR-6LDU	K20TNR
14FR-7DPUX	K20PR-ZU11
14FR-7DU	Q20PR-U
14FR-7DUX	Q20PR-U11
14FR-7KDU	K20TXR
14FR-7KUO	K20R-U
14FR-7KUOX	K20R-U11
14FR-7KPU	PK20R8
14FR-7KPUV	PK20R13
14FR-7KPUX	PK20R11
14FR-7KU	K20R-U
14FR-7LDU	K20TNR
14FR-7LUX	KJ20CR-L11
14FR-7MU2	K20HR-U
14FR-8DPUX	K16PR-ZU11
14FR-8DU	Q16PR-U
14FR-8DUX	Q16PR-U11
14FR-8HU	QJ16AR-U
14FR-8KU	K16R-U
14FR-8KUO	K16R-U
14FR-8LDU	K20TXR
14FR-8LDU4	K20TXR
14FR-8MU2	K16HPR-U11
14FSH-7DSUR	K20TXR
14G-8DTU	W20EPBR-S
14GH-7DTUR	W20EPBR-S
14GH-8DTUR	W20EPBR-S
14GH-8DTURX	W20EPBR-S
14GR-8DTU	W20EPBR-S
14K-5DU	T22EP-U
14K-5DUO	T22EP-U
14K-6D	T20EP-U
14K-6DU	T20EP-U
14K-6DUO	T20EP-U
14K-7D	T20EP-U
14K-7DU	T20EP-U
14K-7DUO	T20EP-U
14K-8DU	T16EPR-U
14K-8DUO	T16EPR-U
14K-9DU	T16EPR-U
14K-9DUO	T16EPR-U
14KGR-6KQU	T20EPR-U
14KGR-7KQU	T20EPR-U
14KR-6BU	T20PR-U
14KR-6DU	T20EPR-U
14KR-6ZPPV	PT16VR13

BERU	DENSO
14KR-7DU	T20EPR-U
14KR-7DUX	T20EPR-U
14KR-8DPUOV	PT16EPR-L13
14KR-8MUU	PT16VR13
14KR-9DUX	T16EPR-U
14R-11F	W14PR-U
14R-5BPU	W22FS-ZU
14R-5DU	W22EPR-U
14R-5DPU	W22EPR-ZU
14R-6B	W20FPR-U
14R-6BU	W20FPR-U
14R-6D	W20EPR-U
14R-6DU	W20EPR-U
14R-6DUX	W20EPR-U11
14R-7B	W20FPR-U
14R-7BU	W20FPR-U
14R-7CU	W20ESR-U
14R-7D	W20EPR-U
14R-7DU	W20EPR-U
14R-7DUX	W20EPR-U11
14R-8DU	W16EPR-U
14R-8DU4	W16EPR-U
14R-8DUX	W16EPR-U11
14R-9DU	W16EPR-U
14R-9EUO	W14LMR-US
14S-7F	W20MP-U
14SR-6F	W22MPR-U
14Z-3AU	W27FS-U
14Z-3CU	W27ES-U
14Z-4AU	W24FS-U
14Z-4CU	W24ES-U
14Z-6A2	TR20
14Z-7AU	TR22
18-10AU	M14
18-5AU	M22
18-7AU	M17
18K-6BU	MA20P-U
18K-7BU	MA20P-U
18K-8BU	MA16PR-U
CS1K	T16PR-U
CS2K	T20PR-U
RS35	W20EPR-ZU
RS39	W22EPR-ZU
RS37	W20EPR-ZU
RS16	W20FS-ZU
RS18	W22FS-ZU
S1K	IT20
S2K	IT22
S5	W20EPR-ZU
S6	W20FS-ZU
S7	W20EPR-ZU
S9	W22EPR-ZU
S3F	K20PR-ZU11
Z1	W16EP-U
Z2	W16EPB10
Z3	J16CR-U
Z4	K16R-U
Z5	Q16P-U11
Z6	T16EPR-U
Z7	T16EPR-U
Z8	W16EPR-U
Z9	W16EPR-U11
Z10	W20FP-U
Z11	W20EP-U
Z12	W20EPB
Z13	Q20P-U
Z14	K20TXR
Z15	Q20PR-U
Z16	Q20PR-U11
Z17	T20EP-U
Z18	T20EP-U
Z19	W20FPR-U
Z20	W20EPR-U
Z21	W20EPR-U11
Z22	W20EP-U

BERU	DENSO
Z23	Q20P-U
Z24	Q20PR-U
Z25	T20EP-U
Z26	T20EPR-U
Z27	W20EPR-U
Z28	W20EPR-U11
Z29	Q22PR-U
Z30	Q22PR-U
Z31	T22EP-U
Z32	MA20P-U
Z33	MA20P-U
Z35	X24EP-U9
Z36	X24EP-U9
Z37	W27FS-U
Z38	W27ES-U
Z39	TR24
Z40	TR22
Z40	W22FS-U
Z41	W22FP-U
Z42	W22EP-U
Z43	W22EP-U
Z44	W22EPB
Z45	K22PBR-S
Z46	T22EP-U
Z47	W22EPR-U
Z48	W20FP-U
Z49	T20PR-U
Z50	W20EP-U
Z51	W20EPB
Z52	K20PBR
Z53	K20PBR
Z54	Q20P-U
Z55	T20EP-U
Z56	T20EP-U
Z57	W20FS-U
Z58	W20ES-U
Z59	W20ESR-U
Z60	K20PBR-S10
Z61	W20EP-U
Z62	W20EP-U
Z63	Q20P-U
Z64	Q20P-U
Z67	T20EPR-U
Z68	W16FS-U
Z69	W16EP-U
Z70	W16EP-U
Z71	Q16P-U11
Z72	Q16PR-U
Z73	Q16PR-U11
Z74	K20TXR
Z75	W20EPBR-S
Z76	W16EP-U
Z77	W16EP-U
Z78	W16EPB10
Z79	Q16P-U11
Z80	T16EPR-U
Z81	T16EPR-U
Z82	W16EPR-U
Z83	W14LM-US
Z84	W14LMR-US
Z89	K20PBR-S10
Z90	K20PBR-S10
Z91	W20EPBR-S
Z92	W20EPBR-S
Z93	W20EPBR-S
Z94	W20EPBR-S
Z95	T20EPR-U
Z97	PT16VR13
Z98	K20TNR-S
Z99	Q20PR-U11
Z100	Q16P-U11
Z101	K20TXR
Z103	W24ES-ZU
Z105	K20PR-ZU11
Z112	W16S-U

BERU	DENSO
Z118	W16FP-U
Z119	W16EPR-U
Z120	K20PBR-S10
Z121	K20PBR-S10
Z122	PK16PR11
Z123	K20TXR
Z124	W22EPR-ZU
Z125	W22FS-ZU
Z126	K20PBR-S10
Z127	T20EPR-U
Z128	K20PBR-S10
Z129	K20PBR-S10
Z130	K22PR-ZU
Z131	K20PR-ZU11
Z132	W20MP-U
Z144	T20EPR-U
Z149	PK20R11
Z150	PK20R13
Z151	PK20R8
Z152	QJ16AR-U
Z153	K16R-U
Z154	K16R-U
Z155	K20R-U
Z156	K20R-U
Z157	K20R-U11
Z158	KJ20CR-L11
Z159	K20PR-ZU11
Z170	PK20PR-P8
Z171	PK20PR-P8
Z172	K20PBR-S10
Z176	PKJ16CR-L11
Z177	PT16VR13
Z183	K16HPR-U11
Z184	K20HR-U
Z185	PK20PR-P8
Z188	PK20PR-P8
Z190	K20PBR-S10
BOSCH	DENSO
+ 1	W20EPR-U
+ 2	W20EPBR-S
+ 3	W16EPR-U
+ 4	W20EPBR-S
+ 5	T20EPR-U
+ 6	Q16PR-U
+ 7	K20TNR-S9
+ 7	K20TXR
+ 8	Q20PR-U
+ 9	K16TNR-S9
+ 9	K20TXR
+ 10	W20FPR-U
+ 11	Q20PR-U11
+ 11	K20PR-U11
+ 12	W20EPR-U
+ 13	K20PR-U
+ 14	T20EPR-U
+ 15	W22EPR-U
+ 16	W16EPR-U
+ 17	PT16VR13
+ 18	T20EPR-U
+ 19	K16PR-U11
+ 20	W16FPR-U
+ 21	W20EPR-U11
+ 22	W16EPR-U11
+ 23	K20PBR-S10
+ 24	PK20PR-P8
D10B	MA16PR-U
D10BC	MA16PR-U
D6B	MA20P-U
D6BC	MA20P-U
D6BP	MA20P-U
D7A	MA20PR-U
D7AC	MA20PR-U
D7B	MA20P-U
D7BC	MA20P-U

BOSCH	DENSO
D7BP	MA20P-U
D8A	MA16PR-U
D8AC	MA16PR-U
D8B	MA16PR-U
D8BC	MA16PR-U
D8BP	MA16PR-U
D9B	MA16PR-U
D9BC	MA16PR-U
DR10BC	MA16PR-U
DR6BC	MA20PR-U
DR6BP	MA20PR-U
DR7BC	MA20PR-U
DR7BP	MA20PR-U
DR8BC	MA16PR-U
DR8BP	MA16PR-U
DR8BPX	MA16PR-U11
DR9BC	MA16PR-U
DR9BPX	MA16PR-U11
F06DC	IK01-34
F07DC	IK01-31
F08CS	IK31
F09CS	IK31
F09DC	IK01-31
F09DER	IK01-31
F2CS	K27PR-ZU
F3CS	K27PR-ZU
F4CS	K24PR-ZU
F4CS	K24PR-ZU
F5DC	Q22PR-U
F5DP	K22PR-ZU
F5DP0R	K22PR-ZU
F5DTC	K22PB
F6DC	Q20P-U
F6DC0R	Q20P-U
F6DCX	Q20PR-U11
F6DP	K20PR-ZU11
F6DP0R	K20PR-ZU11
F6DPX	K20PR-ZU11
F6DSR	K20PR-ZU11
F6DTC	K20PBR
F6LTCR	K20PBR
F6MPP332	VKH20Y
F7DC	Q20P-U
F7DC0	Q20P-U
F7DC0R	Q20P-U
F7DCR4	Q20P-U
F7DCX	Q20PR-U11
F7DER	K20PR-U
F7DP	K20PR-ZU11
F7DPER	PK20PR11
F7DPP222T	PK20PR-P8
F7DPP22U	PK20PR11
F7DPP332	PK20PR11
F7DTC	K20PBR
F7HER2	KJ16CR-L11
F7HPP222	PKJ16CR-L11
F7HPP222U	PKJ16CR-L11
F7KTCR	K20PBR-S10
F7LC0R2	K20R-U
F7LCR	K20R-U
F7LDCR	K20TXR
F7LTCR	K20PBR-S10
F8DC	Q16P-U11
F8DC0	Q16P-U11
F8DC0R	Q16PR-U11
F8DC2	Q16P-U11
F8DC4	K16PR-U
F8DCX	Q16P-U11
F8DPER	PK16PR-L11
F8DPP222U	PK16PR-L11
F8DPP332	PK16PR-L11
F8KTCR	K20PBR-S10
F8LCR	K16R-U
F8LCR2	K16R-U
F8LDCR	K20TXR

BOSCH	DENSO
F9DC0	Q16P-U11
F9LCR	KJ14CR-L11
F9LCR2	KJ14CR-L11
FGR5KQE0	K22PBR-S
FGR6HQE0	K20PBR-S10
FGR6KQC	K20PBR-S10
FGR6KQE	K20PBR-S10
FGR6NQE0	K20HR-U11
FGR7DQ+	K20PBR-S10
FGR7DQC	K20PBR-S10
FGR7DQP	K20TXR
FGR7KQE	K20PBR-S10
FGR7KQE0	K20PBR-S10
FGR8KQE	K20PBR-S10
FGR8KQE0	K20PBR-S10
FGR8MQPE	K16HPR-U11
FLR6LDCU	K20TXR
FLR7LDCU	K20TXR
FLR8LD+U	K16TNR-S9
FLR8LDCU	K20TXR
FLR8LDSU	K20TXR
FQR8DE	K20PR-U11
FQR8LEU2	KJ16CR-L11
FLR9LTE	K16TNR-S9
FR10DC	Q14R-U11
FR10DCX	Q14R-U11
FR10DX	Q16PR-U11
FR56	K22PR-ZU
FR5DC	Q22PR-U
FR5DCX	Q22PR-U11
FR5DP	K22PR-ZU
FR5DP1	K22PR-ZU
FR5DP1X	K22PR-ZU
FR5DPP222	PK22PR-L11S
FR5DPP222U	PK22PR-L11S
FR5DTC	K22PBR-S
FR5LDC	K22PBR-S
FR6D+	Q20PR-U
FR6DC	Q20PR-U
FR6DC2	K20PR-U
FR6DCX	Q20PR-U11
FR6DDC	K20TNR-S9
FR6DE	K20PR-U
FR6DP	K20PR-ZU11
FR6DP1	K20PR-ZU11
FR6DP1X	K20PR-ZU11
FR6DPP22U	PK20PR11
FR6DPP332	PK20R11
FR6DPP33X	PK20PR11
FR6DPX	K20PR-ZU11
FR6DS	K20PR-ZU11
FR6DTC	K20PBR
FR6DTCW	K20PBR-S10
FR6KDC	K20TNR-S
FR6KDE0	K22TNR-S
FR6KPP332S	PK20PR-P8
FR6KTC	K20PBR
FR6LDC	K20TNR-S9
FR6MPP332	SK20PR-L9
FR78	K20TXR
FR78ME	K20TXR
FR78X	K20TXR
FR7D+	Q20PR-U
FR7D+X	Q20PR-U11
FR7DC	Q20PR-U
FR7DC+	Q20PR-U
FR7DC0	Q20PR-U
FR7DC2	Q20PR-U
FR7DC9	K20PR-U
FR7DCU	K20PR-U
FR7DCX	Q20PR-U11
FR7DE	K20PR-U
FR7DP	K20PR-ZU11
FR7DP1X	K20PR-ZU11
FR7DPP+	PK20PR-P8

BOSCH	DENSO
FR7DPP10	PK20PR-P8
FR7DPP22U	PK20PR11
FR7DPP33	PK20PR-P8
FR7DPX	K20PR-ZU11
FR7DTC	K20PBR
FR7DTCW	K20PBR
FR7HC0X	K16GPR-U11
FR7KC	K20R-U
FR7KCU	K20R-U11
FR7KCV	K20R-U
FR7KCCX	K20R-U11
FR7KDC	K20TXR
FR7KPP332	VK20
FR7LC2	K20R-U
FR7LCX	KJ20CR-L11
FR7LD+	K20TNR-S9
FR7LDC	K20TXR
FR7LDC4	K20TXR
FR7LDCU	K20TXR
FR7LTC	K20PBR-S10
FR7MC9	K20HR-U
FR7ME	K20HR-U
FR7MPP10	IKH20
FR7NI33	VKH20Y
FR7NPP33	K20HR-U11
FR7NPP332	VKH20
FR7SE	K20HR-U11
FR7SI30	IKH20
FR8D+	Q16PR-U
FR8D+X	Q16PR-U11
FR8DC	Q16PR-U
FR8DC0	Q16PR-U
FR8DCU	K16PR-U11
FR8DCX	Q16PR-U11
FR8DCY	Q16PR-U15
FR8DE	K16PR-U
FR8DEE-N	K16PR-U
FR8DP1X	K16PR-ZU11
FR8DPP33	PK16PR-L11
FR8DPX	K16PR-ZU11
FR8DS	K16PR-ZU11
FR8DX	Q16PR-U11
FR8HC	QJ16HR-U9
FR8HC0X	K16GPR-U11
FR8HDC	K16TR11
FR8HP	QJ16HR-U9
FR8HP0	QJ16HR-U9
FR8KCU	K16R-U11
FR8KDC	K20TXR
FR8LCX	KJ16CR-L11
FR8LDC	K20TXR
FR8LDC4	K20TXR
FR8LPX	PKJ16CR-L11
FR8LTC	K20PBR-S10
FR8MC9	K16HPR-U11
FR8ME	K16HPR-U11
FR8SE0	K16HPR-U11
FR8SPP332	VKH16
FR91	K16TNR-S9
FR91X	K16TNR-S9
FR9DC	Q14R-U11
FR9DCX	Q14R-U11
FR9HC	QJ16HR-U9
FR9HCV	QJ16AR-U11
FR9HCX	QJ16HR-U9
FR9HP	QJ16HR-U9
FR9HPV	QJ16HR-U9
FR9HX	QJ16HR-U9
FR9LCX	KJ14CR-L11
H09DC	IT27
H10B	T14PR-U
H10BC	T14PR-U
H2CS	IT27
H3CS	IT24
H4CS	IT24

BOSCH	DENSO
H56	T22EP-U
H5DC	T22EP-U
H5DC0	T22EP-U
H5DP	IT22
H6B	T20P-U
H6BC	T20P-U
H6DC	T20EP-U
H6DC0	T20EP-U
H6DP	IT20
H7BC	T20P-U
H7DC	T20EP-U
H7DC0	T20EP-U
H7DCY	T20EP-U15
H7DP	IT20
H7DPY	IT20
H7LDCR	T20EPR-U
H8BC	T16P-U
H8D	T16EPR-U
H8DC	T16EPR-U
H8DC0	T16EPR-U
H8DP	IT16
H9B	T14PR-U
H9BC	T14PR-U
H9BCY	T14PR-U15
H9DC	T16EPR-U
H9DC0	T16EPR-U
H9DCY	T16EPR-U15
HGR6KQC	T20EPR-U
HGR7KQC	T20EPR-U
HLR8STEX	ITV16
HR10AC	T16R-U
HR10ACY	T16R-U15
HR10BC	T14PR-U
HR10BCX	T14PR-U
HR10BCY	T14PR-U15
HR10BCZ	T14PR-U15
HR10DCX	T16EPR-U
HR10HCO	T16EPR-U
HR10LCO	T16NR-U11
HR5DC	T22EP-U
HR6BC	T20PR-U
HR6D+	T20EPR-U
HR6DC	T20EPR-U
HR6DP	IT20
HR6DS	IT20
HR7BC	T20PR-U
HR7D+	T20EPR-U
HR7DC	T20EPR-U
HR7DC0	T20EPR-U
HR7DCX	T20EPR-U
HR7DCY	T20EPR-U15
HR7DPP22	ZT20EPR11
HR7MCU	T16VR-U10
HR7MPP	PT16VR13
HR7MPP+	PT16VR13
HR7MPP+V	PT16VR13
HR7MPP22U	PT16VR13
HR7MPP22V	PT16VR13
HR7MPP302	PT16VR13
HR8AC	T20R-U
HR8ACY	T20R-U
HR8AP	T20R-U
HR8APY	T20R-U
HR8BC	T16PR-U
HR8BCY	T16PR-U15
HR8BP	ITF16
HR8BPX	ITF16
HR8BPY	ITF16
HR8BPZ	ITF16
HR8D+	T20EPR-U
HR8DC	T20EPR-U
HR8DCX	T16EPR-U
HR8DCY	T16EPR-U15
HR8DPP15V	PT16EPR-L13
HR8DPP22U	PT16EPR-L13

BOSCH	DENSO
HR8DPP22U	PT16EPR-L13
HR8DPX	IT16
HR8LCO	T20NR-U11
HR8MEV	T16VR-U10
HR91GX	T16PR-U
HR9AC	T16R-U
HR9ACY	T16R-U15
HR9AP	T16R-U
HR9APX	T16R-U15
HR9APY	T16R-U15
HR9BC	T16PR-U
HR9BCY	T16PR-U15
HR9BCZ	T16PR-U15
HR9BP	ITF16
HR9BPX	ITF16
HR9BPY	ITF16
HR9BPZ	ITF16
HR9DC	T16EPR-U
HR9DCX	T16EPR-U15
HR9DCY	T16EPR-U15
HR9DPX	PT16EPR-L13
HR9DPY	PT16EPR-L13
HR9HCO	T20NR-U11
HR9LCO	T16NR-U11
HR9LPPY	PTJ16R15
HR9LPX	T16NR-U11
HS5E	T22M-U
HS5E	T22M-U
HS7E	T20M-U
HS7F	T20MP-U
HS8E	T20M-U
M10A0	L14-U
M10AC	M14
M10ACO	L14-U
M12B	M14
M4A	M24S
M4A1	M24S
M4A2	M24S
M4AC	M24S
M5A	M22
M5AC	M22
M7A	M17
M7AC	M17
M8A	M14
M8A0	L14-U
M8AC	M14
M8AC0	L14-U
M95T1	M14
U260T1	U22FS-U
U3CC	U22ES-N
U4AC	U22FS-U
U5AC	U20FS-U
U6AC	U20FS-U
UH4CC	U24FER9
UH5CC	U24FER9
UR2AS	IUF24
UR2CC	U24ESR-N
UR3AC	U22FSR-U
UR3AS	U22FSR-U
UR3CC	U22ESR-N
UR4AC	U22FSR-U
UR4AS	U20FSR-U
UR5AC	U20FSR-U
UR6AC	U20FSR-U
VR8SE	XE20HR-U9
VR8SEW	XE20HR-U9
W06AS	W31FS-ZU
W06CS	W34ES-ZU
W07AS	W31FS-ZU
W07CS	W34ES-ZU
W08AS	W27FS-ZU
W08CS	W31ES-ZU
W10A	W14F-U
W10AC	W14F-U
W10C	W14E

BOSCH	DENSO
W10CC	W14E
W10D	W9EP
W10DC	W9EP
W10DCX	W9EP
W10EC	W14-US
W10F	W14P-U
W10FC	W14P-U
W2A	W27FS-U
W2AC	W27FS-U
W2AS	W27FS-ZU
W2CC	W27ES-U
W2CS	W31ES-ZU
W3A	W24FS-U
W3AC	W24FS-U
W3AC	TR24
W3AP	W24FS-ZU
W3AS	W24FS-ZU
W3C	W24ES-U
W3CC	W24ES-U
W3CP	W24ES-ZU
W3CS	W24ES-ZU
W3DDPOR	IW24
W3DP	IW24
W3DP0	W24ES-ZU
W4A	W24FS-U
W4A1	W24FS-U
W4A2	W24FS-U
W4AC	W24FS-U
W4AC	TR24
W4AP	W24FS-ZU
W4AS	W24FS-ZU
W4C1	W24ES-U
W4C2	W24ES-U
W4CC	W24ES-U
W4CP	W24ES-ZU
W4CPX	W24ES-U
W4CS	W24ES-ZU
W4DP	W22EPR-ZU
W4DP0	W24ES-ZU
W5AC	W22FS-U
W5AC	TR22
W5AP	W22FS-ZU
W5AS	W22FS-ZU
W5B	W22FP-U
W5BC	W22FP-U
W5BP	W22FS-ZU
W5C	W22ES-U
W5CC	W22ES-U
W5CCX	W22ES-U
W5CP	W22ES-ZU
W5CS	W22ES-ZU
W5D	W22EP-U
W5D1	W22EP-U
W5DC	W22EP-U
W5DC0	W22EP-U
W5DP	W22EPR-ZU
W5DP0	W22ES-ZU
W5DTC	W22EPB
W5EC	W22S-U
W6AC	W20FS-U
W6AC	TR20
W6BC	W20FP-U
W6CC	W22ES-U
W6D	W20EP-U
W6D1	W20EP-U
W6DC	W20EP-U
W6DC0	W20EP-U
W6DP	W20EPR-ZU
W6DP0	W22ES-ZU
W6DTC	W20EPB
W7AC	W20FS-U
W7AC	TR20
W7ACY	W20FS-U
W7AP	W20FS-ZU
W7B	W20FP-U

BOSCH	DENSO
W7BC	W20FP-U
W7BP	W20FS-ZU
W7C0	W20ES-U
W7CC	W20ES-U
W7CC0	W20ES-U
W7D	W20EP-U
W7DC	W20EP-U
W7DC0	W20EP-U
W7DCR	W20EPR-U
W7DCX	W20EP-U11
W7DP	W20EPR-ZU
W7DPX	W20EPR-ZU11
W7DSR	W20EPR-ZU
W7DTC	W20EPB
W7DX	W20EP-U11
W7EC	W20S-U
W7FC	W20P-U
W7LTCR	W20EPBR-S
W8A	W16FS-U
W8A0	W16FS-U
W8AC	W16FS-U
W8AP	IWF16
W8B	W16FP-U
W8BC	W16FP-U
W8BP	W16FP-U
W8CC	W16ES-U
W8DC	W16EP-U
W8DC0	W16EP-U
W8DC04	W20EP-U
W8DCX	W16EP-U11
W8DP	W16EXR-ZU
W8DPV	W16EXR-ZU
W8DPX	W16EXR-ZU
W8DTC	W20EPB
W8DX	W16EP-U11
W8E	W16S-U
W8EC	W16S-U
W8FC	W16P-U
W8LCR	J16CR-U
W8LDCR	W16ETR-S
W8LPR	W16EXR-ZU
W8LTCR	W20EPBR-S
W9A	W14F-U
W9A0	W14F-U
W9AC	W14F-U
W9AC0	W14F-U
W9CC	W14E
W9DC	W14EP-U
W9DC0	W14EP-U
W9DCX	W14EX-U11
W9DTC	W16EPB10
W9E	W14-US
W9E0	W14LM-US
W9EC	W14-US
W9EC0	W14LM-US
W9LC	J14CR-U
W9LCX	J14CR-U
W9LDCR	W16ETR-S
WEA	SF-50
WK175T1	W20M-US
WR10AC	W14FR-U
WR10BC	W14FPR-U
WR10DC	W14EPR-U
WR10DCX	W14EXR-U11
WR10F	W14PR-U
WR10FC	W14PR-U
WR10FCY	W14PR-U
WR10FCZ	W14PR-U
WR10FY	W14PR-U
WR10LC	J14CR-U
WR10LCV	J14CR-U
WR11E0	W9LMR-US
WR11F	W9PR-U
WR12EC	W9LMR-US
WR2CC	W31ESR-U

BOSCH	DENSO
WR3AP	IWF27
WR3CC	W27ESR-U
WR3CP	W27ES-ZU
WR3CS	W27ES-ZU
WR3CTC	W25EBR
WR3DC	IW27
WR4AC	W24FSR
WR4AP	IWF24
WR4CC	W24ESR-U
WR4CP	W24ES-ZU
WR4DP0	W24ES-ZU
WR5AC	W22FSR
WR5AP	IWF22
WR5CC	W22ESR-U
WR5CP	W22ES-ZU
WR5D+	W22EPR-U
WR5DC	W22EPR-U
WR5DP	W22EPR-ZU
WR5DS	W22EPR-ZU
WR6AC	W22FSR
WR6BC	W20FPR-U
WR6CC	W22ESR-U
WR6D+	W20EPR-U
WR6DC	W20EPR-U
WR6DC	W20EPR-U
WR6DC2	W20EPR-U
WR6DCX	W20EPR-U11
WR6DP	W20EPR-ZU
WR6DP0	IW20
WR6DP1X	W20EPR-ZU11
WR6DPX	W20EPR-ZU11
WR6DS	W20EPR-ZU
WR6DTC	W20EPBR-S
WR7B	W20EPR-S
WR7B+	W20FPR-U
WR7BC	W20FPR-U
WR7BP	W20FS-ZU
WR7CC	W20ESR-U
WR7CCX	W20ESR-U
WR7CP	W20ESR-U
WR7CPX	W20ESR-U
WR7D+	W20EPR-U
WR7D+X	W20EPR-U11
WR7DC	W20EPR-U
WR7DC2	W20EPR-U
WR7DCX	W20EPR-U11
WR7DP	W20EPR-ZU
WR7DP1	W20EPR-ZU
WR7DP1X	W20EPR-ZU11
WR7DPX	W20EPR-ZU11
WR7DS	W20EPR-U
WR7DS	W20EPR-ZU
WR7DTC	W20EPBR-S
WR7EC	W20SR-U
WR7LC	J16CR-U
WR7LDC	W20ETR-S
WR7LT+	W20EPBR-S
WR8AC	W16FSR
WR8AP	IWF16
WR8B+	W16FPR-U
WR8BC	W16FPR-U
WR8BP	W16FPR-U
WR8CC	W16ESR-U
WR8CCX	W16ESR-U
WR8CP	W16ESR-U
WR8D+	W16EPR-U
WR8D+X	W16EPR-U11
WR8DC	W16EPR-U
WR8DC04	W20EPR-U
WR8DC4	W16EPR-U

BOSCH	DENSO
WR8DCX	W16EPR-U11
WR8DP	IW16
WR8DP1	IW16
WR8DP1X	IW16
WR8DPX	IW16
WR8DS	W16EPR-U
WR8EC	W16S-U
WR8FC	W16PR-U
WR8HP	J16HR-U10
WR8LP	J16CR-U
WR8LT+	W20EPBR-S
WR91	W16ETR-S
WR91V	P16R13
WR91X	W16ETR-S
WR9CC	W14E
WR9D+	W16EPR-U
WR9DC	W14EPR-U
WR9DCX	W14EXR-U11
WR9DCY	W14EXR-U15
WR9E0	W14LMR-US
WR9EC	W14-US
WR9EC0	W14-US
WR9FC	W14PR-U
WR9FCY	W14PR-U
WR9FCZ	W14PR-U
WR9FP	W14PR-U
WR9FPY	W14PR-U
WR9FPZ	W14PR-U
WR9HC	J16AR-U11
WR9LCX	J14CR-U
WR9LE	J14CR-U
WR9LEV	J14CR-U
WR9LS	J14CR-U
WS5E	W22M-US
WS5F	W22MP-US
WS6E	W20M-US
WS6F	W20MP-U
WS7E	W20M-US
WS7F	W20MP-U
WS8E	W20M-US
WS8F	W20MP-U
WS9EC	W14M-US
WSR5F	W22MPR-U
WSR6E	W20MR-U
WSR6F	W22MPR-U
WSR7F	W20MPR-U10
WSR8E	W14MR-U
WSR8F	W14MPR-U10
X3CP0	X27ESR-ZU
X4CC	X24ES-U
X4CS	X24ES-U
X4DC	X27EP-U9
X5CC	X24ES-U
X5DC	X24EP-U9
X5DTC	X24EPR-ZU
XR2AS	X24FS-U
XR2CS	X27ESR-U
XR4AS	X24FS-U
XR4CS	X24ESR-U
XR4DC	X27EPR-U9
XR5CC	X24ESR-U
XR5DC	X24EPR-U9
XR6CC	X24ESR-U
XR7CC	X22ESR-U
XR7DC	X22EPR-U9
XR8DC	X20EPR-U9
YSDDC	XU22EPR-ZU
Y6DC	XU22EPR-U
YR5LDE	XU24EPR-ZU
YR6LDE	XU22EPR-ZU
YR6LDEM14	XU24EPR-ZU
YR7DE	XU24EPR-U
YR7LPP332W	VXU22

BLITZ	DENSO
14430	IK20
14431	IK22
14432	IK24
14436	IQ20
14437	IQ22
14438	IQ24
R610S-10	IQ31
R610S-7	Q22PR-ZU
R610S-8	Q24PR-ZU
R610S-9	Q27PR-ZU
R6427-10	IK31
R6427-7	K22PR-ZU
R6427-8	K24PR-ZU
R6427-9	K27PR-ZU
T7340B-6	IK20
T7340B-7	IK22
T7340B-8	IK24
T7341B-6	IQ20
T7341B-7	IQ22
T7341B-8	IQ24
BMW	DENSO
12 12 1 88234	W20EP-U
12 12 0 030 548	K20TXR
12 12 0 032 134	VK20
12 12 0 032 135	VK20
12 12 0 148 593	K20TXR
12 12 2 343 144	X24ES-U
12 12 7 671 302	XU22EPR-U
12 12 7 677 560	XU24EPR-U
12 12 8 353 286	W20EP-U
12 12 9 063 428	K20TXR
12 12 9 064 617	K20TXR
12 12 9 064 619	K20TXR
12 12 9 064 656	K20TXR
12 12 9 065 366	K20TXR
12 12 9 068 016	KJ14CR-L11
12 12 9 069 048	XU22EPR-ZU
BRISK / PAL	DENSO
B12YC	X27EP-U9
B14YC	X24EP-U9
B15YC	X22EP-U9
D12Y	K24PR-ZU
D12YC	K24PR-ZU
D14Y	Q22P-U
D14YC	Q22P-U
D15Y	Q20P-U
D15YC	Q20P-U
D17Y	Q16PR-U
D17YC	Q16PR-U
DOR08LGS	IK31
DOR08TS	IK31
DOR10LGS	K27PR-ZU
DOR10TS	K27PR-ZU
DOR11LGS	K27PR-ZU
DOR12LGS	K24PR-ZU
DOR12TS	K24PR-ZU
DR12YC	Q22PR-U
DR12ZC	K22PR-ZU
DR14TC	K22PBR-S
DR14TC-1	K22PBR-S
DR14YC	Q22PR-U
DR14YPP-1	K22PR-ZU
DR14YS	K22PR-ZU
DR14ZC	K20PR-ZU11
DR14ZC-1	K20PR-ZU11
DR15LTC-1	K20PBR-S10
DR15TC	K20PBR
DR15YC	Q20PR-U
DR15YPP-1	K20PR-ZU11
DR15ZC	K20PR-ZU11
DR15ZC-1	K20PR-ZU11
DR17TC	K20PBR-S10
DR17YC	Q16PR-U

BRISK / PAL	DENSO
DR17YPP-1	K16PR-ZU11
DR17YS	K16PR-ZU11
DX14LTC-1	K22PBR-S
DX14TC	K22PB
DX15LTC-1	K20PBR-S10
DX15TC	K20PBR
DX17LTC-1	K20PBR-S10
DX17TC	K20PBR-S10
F14YC	MA20P-U
F15YC	MA20P-U
FR15YC	MA20PR-U
G12YC	T22EP-U
G14Y	T22EP-U
G14YC	T22EP-U
G15Y	T20EP-U
G15YC	T20EP-U
G17Y	T16EPR-U
G17YC	T16EPR-U
GR12YC	T22EP-U
GR12ZC	T22EP-U
GR14YC	T22EP-U
GR14ZC	T20EPR-U
GR14ZC-1	T20EPR-U15
GR15YC	T20EPR-U
GR15ZC	T16EPR-U
GR15ZC-1	T16EPR-U15
GR17YC	T16EPR-U
J17	W14LM-US
J19	W9LM-US
JR17	W14LMR-US
JR19	W9LMR-US
K15YC	W20P-U
K17C	W16S-U
K17Y	W16P-U
K19	W14-US
L08JW	IW34
L08W	W34ES-ZU
L10JW	IW29
L12W	W27ES-ZU
L12Y	W24EP-U
L12YC	W24EP-U
L14-U	W22ES-U
L14C	W22ES-U
L14Y	W22EP-U
L14YC	W22EP-U
L15	W20ES-U
L15C	W20ES-U
L15W	W22ES-ZU
L15Y	W20EP-U
L15YC	W20EP-U
L17	W16ES-U
L17C	W16ES-U
L17W	IW20
L17Y	W16EP-U
L17YC	W16EP-U
L19	W14E
LOR08LGS	W31ES-ZU
LOR08TS	W31ES-ZU
LOR10LGS	W27ES-ZU
LOR10TS	W27ES-ZU
LOR12LGS	W24ES-ZU
LOR12TS	W24ES-ZU
LR12S	W24ES-ZU
LR12YC	W24EPR-U
LR12ZC	W22EPR-ZU
LR14YC	W22EPR-U
LR14YPP	W22EPR-U
LR14YS	W22EPR-ZU
LR14ZC	W20EPR-ZU
LR14ZC-1	W20EPR-ZU11
LR15TC	W20EPBR-S
LR15YC	W20EPR-U
LR15YC-1	W20EPR-U11
LR15YS	W20EPR-ZU
LR15ZC	W20EPR-ZU

BRISK / PAL	DENSO
LR15ZC-1	W20EPR-ZU
LR17TC	W20EPBR-S
LR17TC-1	W20EPBR-S
LR17YC	W16EPR-U
LR17YS	W16EXR-ZU
LX14TC	W22EPB
LX15LTC-1	W20EPBR-S
LX15TC	W20EPB
LX15TC-1	W20EPB
LX17LTC-1	W20EPBR-S
LX17TC	W16EPB10
LX17TC-1	W16EPB10
N08W	W31FS-ZU
N12W	W27FS-ZU
N12Y	W24FP-U
N12YC	W24FP-U
N14	W22FS-U
N14C	W22FS-U
N14Y	W22FP-U
N14YC	W22FP-U
N15	W20FS-U
N15C	W20FS-U
N15W	W22FS-ZU
N15Y	W20FP-U
N15YC	W20FP-U
N17	W16FS-U
N17C	W16FS-U
N17W	W20FS-ZU
N17YC	W16FP-U
N19	W14F-U
N19C	W16FS-U
NR12S	W27FSR
NR12YC	W24FPR
NR14	W22FSR
NR14YC	W22FPR-U
NR15	W20FSR-U
NR15YC	W20FPR-U
NR17	W16FSR
NR17YC	W16FPR-U
NR19	W14FR-U
P15	W22M-US
P15Y	W22MP-US
P17	W20M-US
P17Y	W20MP-U
PR15Y	W22MPR-U
PR17Y	W20MPR-U10
PR17Y	W20MPR-U10
U15	T22M-U
U17	T20M-U
UR15	T22M-U
UR17	T20M-U
CHAMPION	DENSO
10R12A	K20PR-ZU11
206	K22PR-ZU
207	K24PR-ZU
208	K27PR-ZU
209	QJ16HR-U9
24-8814	W22EPR-ZU
307	IW24
308	QJ16HR-U9
3034	W16EXR-ZU
3322	K20PR-ZU11
3344	W20M-US
5834 (EZstart)	W14M-US
5846 (EZstart)	T20M-U
5847 (EZstart)	T22M-U
7440	PKJ16CR-L11
7712	MA20PR-U
860	MA16PR-U
942M	PKJ16CR-L11
952M	PKJ16CR-L11
955	XU24EPR-U
9FYSR	W20EPR-U

CHAMPION	DENSO
9FYSR	W20EPR-U
9GYSSR	K20PR-U
A10	X20ES-U
A2HC	X27ES-U
A49GC	XU27EPR-ZU
A4HC	XU27EPR-U
A504R	IXU01-34
A506R	IXU01-34
A51R	IXU01-34
A52R	IXU01-34
A53C	IXU01-34
A53R	IXU01-34
A53V	IXU01-34
A54R	IXU01-31
A55C	IXU01-34
A55G	IXU01-34
A55R	IXU01-31
A57C	X31ES-U
A57G	IXU01-31
A57R	IXU01-31
A59C	X27ES-U
A59G	X27ESR-ZU
A59GC	X27ESR-ZU
A5HC	X24ES-U
A5YC	X27EP-U9
A6	X24ES-U
A61	X27ES-U
A61G	X27ESR-ZU
A6G	X24ESR-ZU
A6GC	X24ESR-ZU
A6GHC	X24EPR-ZU9
A6HC	XU24EP-U
A6YC	X24ES-U
A6Y	X24EP-U9
A6YC	X24EP-U9
A7HC	X22ES-U
A8	X22ES-U
A85Y	X24EP-U9
A8HC	X22EP-U9
A8Y	X24ES-U
A8YC	X22EP-U9
BL11Y	T20P-U
BL13Y	T16P-U
BL15Y	T16P-U
BL6	ITF24
BL60	ITF27
BL60Y	ITF27
BL8	T20R-U
BL9Y	T20P-U
BN12Y	T16EPR-U
BN2	IT27
BN3	IT27
BN5	T22EP-U
BN59	IT27
BN60	IT27
BN60Y	IT27
BN63Y	IT24
BN6Y	T22EP-U
BN7Y	T22EP-U
BN89Y	T20EP-U
BN9Y	T20EP-U
C10YCC	Q20P-U
C10YCX	Q20P-U
C11YCC	Q16P-U11
C11YCC	Q16PR-U
C12YCC	Q16P-U11
C279YC	Q22P-U
C281YC	Q20P-U
C501R	IK02-31
C502R	IK02-31
C503R	IK02-27
C53	IK34
C53	W34ES-ZU
C53A	IK01-34
C53C	IK31

CHAMPION	DENSO
C53VC	IW34
C55	IK31
C55	W31ES-ZU
C55A	IK01-31
C55C	IK31
C55JC4	IK01-31
C55R	IK02-31
C55VC	IW31
C57	IK31
C57A	IK01-31
C57C	IK31
C57CX	IK31
C57JC4	IK01-31
C57R	IK02-31
C57VC	IW31
C57Y	IK31
C57Y	IK31
C57YC	IK31
C57YC	IK31
C59	K27PR-ZU
C59	W27ES-ZU
C59A	IK01-27
C59C	IK27
C59C	K27PR-ZU
C59CX	IK27
C59JC4	IK01-27
C59R	IK02-27
C59Y	K27PR-ZU
C59YC	K27PR-ZU
C59YC	K27PR-ZU
C61	K27PR-ZU
C61C	K27PR-ZU
C61YC	K27PR-ZU
C63	K24PR-ZU
C63C	K24PR-ZU
C63YC	K24PR-ZU
C63YC	K24PR-U11
C63YCC	K24PR-U11
C63YCC	K24PR-ZU
C6BMC	K22PBR-S
C6BYC	K22PB
C6BYC4	K22PB
C6VPYC	K22PR-ZU
C6YC	Q22P-U
C6YCC	Q22P-U
C6YCX	Q22P-U
C7BMC	K22PBR-S
C7GY	K22PR-ZU
C7Y	Q22P-U
C7YC	Q22P-U
C7YCC	Q22P-U
C7YCX	Q22P-U
C9BMC	K20TXR
C9BYC	K20PBR
C9GY	K20PR-ZU11
C9MCC	QJ16CR11
C9Y	Q20P-U
C9YC	Q20P-U
C9YC4	Q20P-U11
C9YCC	Q20P-U
C9YCX	Q20P-U
CJ14	W14M-US
CJ3	W22M-US
CJ4	W22M-US
CJ6	W22M-US
CJ6Y	W22MP-US
CJ7Y	W22MP-US
CJ8	W20M-US
CJ8Y	W20MP-U
D10	M22
D14	M14
D14N	L14-U
D15Y	M14
D16	L14-U
D16J	L14-U

CHAMPION	DENSO
D18Y	M14
D21	M14
D23	M14
D6	M24S
D78Y	M24S
D9	M22
D9J	M22
DJ6J	T22M-U
DJ6Y	T22MP-U
DJ7J	T20M-U
DJ7Y	T20MP-U
DJ8J	T20M-U
E54R	IW31
E57R	IW27
EON3	T20EPR-U
EON4	PT16VR13
EON5	W20EPR-U
F10	MA20PR-U
F10C	MA20PR-U
F11Y	MA16P-U
F11YC	MA16P-U
F14Y	MA9P-U
F14YC	MA9P-U
F7Y	MA20P-U
F7YC	MA20P-U
F7YCC	MA20P-U
F9Y	MA20P-U
F9YC	MA20P-U
FN14LY	QJ16AR-U
FN507Y	Q22P-U
G508R	IU01-34
G509	IU01-34
G52V	RU01-34
G53C	IU01-34
G54R	IU01-31
G54V	RU01-31
G55	U31ESR-NZU
G55C	U31ESR-N
G55R	IU01-31
G56R	IU01-31
G57C	U31ESR-N
G57R	IU01-31
G58	U27ES-N
G59C	U24ES-N
G59C	U24ESR-NB
G59R	IU01-27
G61	U27ES-N
G63	U24ESR-NZU
G7C	U22ES-N
H10	W16LS
H10C	W16LS
H10J	W16LS
H11	W14L
H12	W14L
H8	W16LS
H8C	W16LS
H8J	W16LS
H9	W16LS
J10	W20S-U
J10Y	W20P-U
J11	W9-U
J11C	W9-U
J11Y	W16P-U
J12C	W14-US
J12Y	W16P-U
J12YC	W16P-U
J13Y	W16P-U
J14Y	W14P-U
J14YC	W14P-U
J17LM	W14LM-US
J18Y	W9P-U
J18YC	W9P-U
J19LM	W9LM-US
J19V	W14LM-US
J19V	W14LM-US

CHAMPION	DENSO
J2	W27S-U
J2J	W27S-U
J4	W24S-U
J4	W24S-U
J4C	W24S-U
J4J	W24S-U
J5	W22S-U
J6	W20S-U
J6C	W20S-U
J6J	W20S-U
J7	W16S-U
J7J	W16S-U
J8	W14-US
J8C	W14-US
J8J	W14-US
K9	M22
KC11PYP	PK16PR-L11
KC8ZMCC	K20PBR-S10
KC8ZPYPB4	PKJ16CR-L11
L10	W20FS-U
L11YC	W16FP-U
L12Y	W16FP-U
L14-U	W14F-U
L20V	SF-50
L288	W16FS-U
L2G	W27FS-ZU
L2G	W27FS-ZU
L3G	W24FS-ZU
L4G	W22FS-ZU
L4J	W22FS-U
L5	W22FS-U
L55C	TR24
L55G	W31FS-ZU
L57R	IWF27
L58R	IWF27
L5YC	W24FP-U
L60R	IWF24
L61Y	W24FP-U
L62R	IWF24
L64Y	W22FP-U
L66Y	W20FP-U
L6G	W22FS-ZU
L6VC	W22FS-ZU
L70V	SF-50
L76V	SF-50
L77J	W27FS-U
L77J4	W27FS-U10
L77JC	W27FS-U
L77JC4	W27FS-U10
L78	W24FS-U
L78C	W24FS-U
L78C	TR24
L78V	SF-51
L78Y	W24FP-U
L78YC	W24FP-U
L78YC6	W24FP-U10
L7J	W22FS-U
L7YC	W22FP-U
L7YC4	W22FP-U10
L82C	W22FS-U
L82C	TR22
L82CC	W22FS-U
L82Y	W22FP-U
L82YC	W22FP-U
L82YCC	W22FP-U
L85	W20FS-U
L85C	W20FS-U
L85C	TR20
L86	W16FS-U
L86	W16FS-U
L86C	W16FS-U
L86CC	W16FS-U
L87R	IWF27
L87Y	W20FP-U
L87YC	W20FP-U

CHAMPION	DENSO
L87YCC	W20FP-U
L88A	W16FS-U
L89CM	W16FS-U
L90	W16FS-U
L90C	W16FS-U
L92Y	W16FP-U
L92YC	W16FP-U
L95Y	W14FP-U
L95YC	W9FP
L9G	W22FS-ZU
L9J	W20FS-U
L9YC	W20FP-U
N1	W31ES-U
N10PY	W20EPR-ZU
N10Y	W20EP-U
N10Y4	W20EP-U11
N11Y	W16EP-U
N11YC	W16EP-U
N11YC4	W16EP-U11
N11YCC	W16EP-U
N12Y	W16EP-U
N12YC	W16EP-U
N12YC	W16EP-U
N12YCC	W16EP-U
N13L	J16AR-U11
N13Y	W16EP-U
N14LY	J16AR-U11
N14Y	W16EP-U
N16Y	W14EP-U
N16YC	W14EP-U
N178B	W25EBR
N179BC	W25EBR
N180B	W22EAR
N1C	W27ES-U
N2	W27ES-U
N21	W14E
N279Y	W22EP-U
N279YC	W22EP-U
N281YC	W20EP-U
N288	W20ES-U
N2C	W27ES-U
N2G	W27ES-ZU
N3	W24ES-U
N3C	W24ES-U
N3CX	W24ES-U
N3G	W24ES-ZU
N4	W22ES-U
N4C	W22ES-U
N4G	W22ES-ZU
N4YC	W24EP-U
N5	W20ES-U
N54R	IW01-34
N54R	IW34
N55G	W34ES-ZU
N57	W31ES-U
N57G	W31ES-ZU
N57R	IW31
N57R	IW31
N59G	W29ES-ZU
N5C	W20ES-U
N5G	IW20
N5YC	W24EP-U
N6	W20ES-U
N60	W27ES-ZU
N60R	IW29
N60Y	IW27
N61YD	IW27
N62R	IW27
N63Y	IW27
N63YD	W24EP-U
N64Y	W24EP-U
N65Y	W22EP-U
N66Y	W20EP-U
N6BYC	W22EPB
N6GY	IW24

CHAMPION	DENSO
N6Y	W24EP-U
N6YC	W24EP-U
N6YCC	W24EP-U
N6YCX	W24EP-U
N7	W22ES-U
N79Y	W22EP-U
N7BMC	W22ETR-L
N7BYC	W22EPB
N7C	W22ES-U
N7GY	W22EPR-ZU
N7LCC	W22EX-U
N7Y	W22EP-U
N7YC	W22EP-U
N7YC	W22EP-U
N7YC4	W22EP-U11
N7YC4	W22EP-U11
N7YCC	W22EP-U
N7YCC	W22EP-U
N7YCE	W22EP-U
N7YCX	W22EP-U
N8	W20ES-U
N80	W34ES-ZU
N80G	W34ES-ZU
N82	W31ES-U
N82G	W31ES-ZU
N82S	IW31
N84	W27ES-V
N84G	W29ES-ZU
N86	W24ES-V
N86G	W27ES-ZU
N87	W24ES-U
N87G	W24ES-ZU
N88	W16ES-U
N8GY	W20EPR-ZU
N8L	W20EX-U
N8Y	W20EP-U
N9BMC	W20ETR-L
N9BYC	W20EPB
N9BYC4	W20EPB
N9Y	W20EP-U
N9YC	W20EP-U
N9YC	W20EP-U
N9YC4	W20EP-U11
N9YCC	W20EP-U
N9YCC	W20EP-U
N9YCX	W20EP-U
NA12	IW29
NA14	IW31
NR2C	W27ESR-U
OBL9Y	T20PR-U
OJ11Y	W16PR-U
OJ12Y	W16PR-U
OJ13Y	W16PR-U
ON11Y	W16EPR-U
ON12Y	W16EPR-U
P10Y	X20FS-U
P7	X24FS-U
P7Y	X20FS-U
P82M	W22FS-U
P86M	W16FS-U
P8Y	X20FS-U
P-A5HC	X24ESR-ZU
P-A7HC	IX22
P-G7C	U22ES-N
P-L11YC	W16FP-U
P-L5YC	W24FP-U
P-L7YC	W22FS-ZU
P-L7YC4	W22FS-ZU
P-L9YC	W20FS-ZU
P-N5C	W24ES-ZU
P-N5YC	IW24
P-N7C	W22ES-ZU
P-RL55C	W24FR-L
P-RL95C	W20FR-L
P-Z7HC	U22FS-ZU

CHAMPION	DENSO
P-Z9HC	U20FS-ZU
QC12PEP	PKJ16CR-L11
QC12YC	Q16PR-U
QC501V	IK02-31
QC57	IK31
QC57C	IK31
QC59	K27PR-ZU
QC59C	IK27
QC59C	K27PR-ZU
QC59YC	K27PR-ZU
QC59YC	K27PR-ZU
QC61YC	K27PR-ZU
QC9MC4	KJ20CR-L11
QJ19LM	W9LMR-US
QL16V	SF-24
QL55	W31FS-ZU
QL57	W27FS-ZU
QL76V	SF-50
QL76V	SF-50
QL77CC	W27FSR
QL77J	W27FSR
QL77J4	W27FSR-U10
QL77JC	W27FSR
QL77JC4	W27FSR-U10
QL78C	W24FSR
QL78C	SF-51
QL78YC	W24FPR
QL78YC6	W24FPR-U10
QL7J	W22FSR
QL81Y	W22FPR-U
QL82C	W22FSR
QL82YC	W22FPR-U
QL86	W20FSR-U
QL86C	W20FSR-U
QL87C	W20FSR-U
QL87YC	W20FPR-U
QN1	W31ESR-U
QN14MC	J14CR-U
QN2	W27ESR-U
QN2C	W27ESR-U
QN2G	W27ES-ZU
QN3	W24ESR-U
QN3C	W24ESR-U
QN3G	W24ES-ZU
QN508V	IW01-32
QN508V	IW01-32
QN53VS	IW01-32
QN53VS	IW01-32
QN84	W27ESR-V
QN86	W24ESR-V
QN86C	W24ESR-V
R10	X20ESR-U
R6	X24ESR-U
R6G	X24ESR-ZU
R8	X22ESR-U
RA2HC	X27ESR-U
RA4GHC	XU27EPR-ZU
RA4HC	XU24EPR-U
RA4HC	XU27EPR-U
RA4HCC	XU24EPR-U
RA4HCX	XU24EPR-U
RA4YC	XU27EPR-U
RA59GC	IXU01-27
RA59GC	X27ESR-ZU
RA59PP	XU27EPR-ZU
RASYC	XU27EPR-U
RA6	XU24EPR-U
RA6HC	XU24EPR-U
RA6Y	XU24EPR-U
RA6YC	XU24EPR-U
RA8GHC	XU22EPR-ZU
RA8HC	XU22EPR-U
RA8Y	X22EPR-U9
RA8YC	XU22EPR-U
RA8YCX4	XU22EPR-U

CHAMPION	DENSO
RAX92C	X27ESR-U
RAX92DC	X27ETR
RAX92YC	X27EPR-U9
RAX94C	X24ESR-U
RAX94YC	X24EPR-U9
RAX96C	X22ESR-U
RAX96YC	X22EPR-U9
RB75N	GI 3-1
RB75WPC	GI 3-1
RB75WPC	GI 3-1
RB77WP	GI 3-1
RB77WPC	GI 3-1
RBL11Y	T20PR-U
RBL11Y4	T20PR-U11
RBL11Y6	T20PR-U15
RBL12	T16R-U
RBL12-6	T16R-U15
RBL13Y	T16PR-U
RBL13Y6	T16PR-U15
RBL15Y	T16PR-U
RBL15Y4	T16PR-U11
RBL15Y6	T16PR-U15
RBL15Y8	T16PR-U15
RBL16Y	T14PR-U
RBL17Y	T14PR-U
RBL17Y6	T14PR-U15
RBL8	T20R-U
RBL8-6	T20R-U
RBL9Y	T20PR-U
RBN12Y	T16EPR-U
RBN13Y	T16EPR-U
RBN14Y	T16EPR-U
RBN7Y	IT22
RBN9GY	IT20
RBN9Y	T20EPR-U
RC10ECC	KJ20CR11
RC10DMC	K20TXR
RC10MC4	KJ16CR-L11
RC10MPA	PKJ16CR8
RC10PYC	K16PR-ZU11
RC10PYC (Ford)	K20PR-ZU11
RC10PYP4	PK16PR11
RC10PYP4	PK16PR-L11
RC10VTYC4	K20PBR-S10
RC10YC	Q16PR-U
RC10YC4	K16PR-U11
RC10YC4	K16PR-U11
RC10YCC	K16PR-U
RC10YCC4	K16PR-U11
RC10YCL	K16PR-U
RC10YCX	K16PR-U
RC10YP4	K20PR-ZU11
RC11LCC4	QJ16AR-U11
RC11PYPB4	PK16PR-L11
RC11ZYC4	K16GPR-U11
RC12ECC	QJ16AR-U
RC12LC	QJ16AR-U11
RC12LC4	QJ16AR-U11
RC12LY	QJ16HR-U9
RC12LYC	QJ16HR-U9
RC12LYC5	QJ16AR-U11
RC12MC4	KJ16CR-L11
RC12MC4	KJ16CR11
RC12MCC	KJ16CR-U11
RC12MCC4	KJ16CR-U11
RC12PEC5	PKJ16CR-L11
RC12PMC5	PKJ16CR-L11
RC12PYP	PK16R8
RC12YC	Q16PR-U
RC12YC4	Q16PR-U11
RC12YC5	Q16PR-U15
RC12YCC	Q16PR-U
RC12YCC4	Q16PR-U11
RC12YCE	Q16PR-U
RC14YC	Q14R-U11

CHAMPION	DENSO
RC14YC	Q16PR-U
RC279YC	Q22PR-U
RC281YC	Q20PR-U
RC59C	K27PR-ZU
RC59C	K27PR-ZU
RC59YC	K27PR-ZU
RC59YC	K27PR-ZU
RC59YC	K27PR-ZU
RC61YC	K27PR-ZU
RC6BMC	K22PBR-S
RC6PYP	PK22PR8
RC6VYPC	K22PR-ZU
RC6YC	Q22PR-U
RC6YCC	Q22PR-U
RC7BMC	K22PBR-S
RC7BMC	K22TNR-S
RC7BYC	K22PBR-S
RC7BYC4	K22PBR-S
RC7GYC	K22PR-ZU
RC7MCC	KJ22CR-L8
RC7PYCB	PK22PR8
RC7Y	Q22PR-U
RC7YC	Q22PR-U
RC7YC4	Q22PR-U11
RC7YC4	Q22PR-U11
RC7YCC	Q22PR-U
RC7YCC4	Q22PR-U11
RC7YCC4	Q22PR-U11
RC7YCX	Q22PR-U
RC87PYC	K20PSR-B8
RC87YC	K20PR-U
RC87YCC	K20PR-U
RC87YCL	K20PR-U
RC89PYC	K16PR-ZU11
RC89TMC	K20PBR-S10
RC89TMC	K20TXR
RC89YCC	K16PR-U
RC89YCL	K16PR-U
RC8BYC	K20TNR
RC8DMC	K20TXR
RC8J	W20MR-U
RC8J	W20MR-U
RC8MCC	KJ20CR-L11
RC8MCC4	KJ20CR-L11
RC8MPA	PKJ20CR8
RC8PYCB	PK20PR-P8
RC8PYP	PK20PR-P8
RC8PYP4	PK20PR11
RC8PYPB4	PK20PR11
RC8PYX	K20PR-ZU11
RC8PYX	K20TXR
RC8TYC	K20PBR-S10
RC8TYC4	K20PBR-S10
RC8YC	K20PR-U
RC8YC4	K20PR-U11
RC8YCC	K20PR-U
RC8YCC4	K20PR-U11
RC8YCL	K20PR-U
RC9BMC	K20TXR
RC9BYC	K20PBR
RC9MC4	KJ20CR-L11
RC9MCC	K20R-U
RC9MCC4	KJ20CR-L11
RC9PYX	K20PR-ZU11
RC9PYX	K20TXR
RC9Y	Q20PR-U
RC9YC	Q20PR-U
RC9YC4	Q20PR-U11
RC9YC4	Q20PR-U11
RC9YCC	Q20PR-U
RC9YCC4	Q20PR-U11
RC9YCC4	Q20PR-U11
RC9YCC4	Q20PR-U11
RC9YCE	Q20PR-U
RC9YCN4	Q20PR-U11
RCJ4	W22M-US
RCJ6	W22M-US

CHAMPION	DENSO
RCJ6Y	W22MPR-U
RCJ7Y	W22MPR-U
RCJ8	W20MR-U
RCJ8Y	W20MPR-U10
RD16	L14-U
RDJ6J	T22M-U
RDJ6J	T22M-U
RDJ7J	T20M-U
RDJ7J	T20M-U
RDJ7Y	T20MP-U
RDJ7Y	T20MP-U
RDJ8J	T20M-U
RDJ8J	T20M-U
RE10LC	T20NR-U11
RE10PMC5	ITL20
RE12PMC5	ITL16
RE12PEC5	ITL16
RE14MCC4	ITL16
RE14MCC5	ITL16
RE14PLP5	ITL16
RE16MC	ITL16
RE7PYC5	PT16VR13
RE7YCC	PT16VR13
RE8MCL	XE20HR-U9
REC10YC4	K16HPR-U11
REC10PYC4	K16HPR-U11
REC14PYC	K16HPR-U11
REC14MCC5	ITL16
REC9MCLX	K20HR-U11
REC9YCL	K20HR-U11
RES9PYP4	PT16VR13
RES9PYP4	ITV16
RES9YCC4	T16VR-U10
RF10	MA20PR-U
RF10C	MA20PR-U
RF11LC	MA20PR-U
RF11Y	MA16PR-U
RF11YC	MA16PR-U
RF12	MA16PR-U
RF12-5	MA16PR-U11
RF14LC	MA16PR-U
RF14Y	MA16PR-U
RF14Y4	MA16PR-U11
RF14YC	MA16PR-U
RF18YC	MA9PR-U
RF7YC	MA20PR-U
RF7YCC	MA20PR-U
RF9Y	MA20PR-U
RF9YC	MA20PR-U
RFC58LZP	K16PR-ZU11
RFN14LY	J16HR-U10
RG2PHP	IU24
RG4HC	IU27
RG4HC	IU27
RG4HC	U27ESR-N
RG4PHP	IU22
RG6PP	IU24
RG6YC	U24ESR-NB
RG6YCH	N24EXR-B
RG59V	RU01-27
RG92C	U27ESR-N
RG92DC	U27ETR
RG94C	U24ESR-N
RG96C	U22ESR-N
RG519HC	U27ESR-N
RGU92C	U27FER9
RGU94C	U24FER9
RH10C	W16LS
RH12	W16LS
RH8C	W16LS
RJ10Y	W20PR-U
RJ11	W20SR-U
RJ11Y	W16PR-U
RJ12C	W14-US
RJ12Y	W16PR-U

CHAMPION	DENSO
RJ12Y6	W16PR-U
RJ12YC	W16PR-U
RJ12YC6	W16PR-U
RJ13Y	W16PR-U
RJ14J	W14PR-U
RJ14Y	W14PR-U
RJ14YC	W14PR-U
RJ17LM	W14LMR-US
RJ18Y	W9PR-U
RJ18Y6	W9PR-U
RJ18Y8	W9PR-U
RJ18YC	W9PR-U
RJ18YC6	W9PR-U
RJ18YC8	W9PR-U
RJ19LM	W9LMR-US
RJ6	W20SR-U
RJ6C	W20SR-U
RJ6J	W20SR-U
RJ7	W20SR-U
RJ8	W20SR-U
RJ8C	W20SR-U
RJ8J	W20SR-U
RL12Y	W16FPR-U
RL19	W16FSR
RL55C	W24FR-L
RL77J	W27FSR
RL77JC4	W27FSR-U10
RL78	W24FSR
RL78C	W24FSR
RL7J	W22FSR
RL82C	W22FSR
RL82Y	W22FPR-U
RL82YC	W22FPR-U
RL82YCC	W22FPR-U
RL85G	W20FS-ZU
RL86	W20FSR-U
RL86C	W20FSR-U
RL87Y	W20FPR-U
RL87YC	W20FPR-U
RL87YCC	W20FPR-U
RL90	W16FSR
RL92YC	W16FPR-U
RL95YC	W14FPR-U
RL95C	W20FR-L
RN10GY	W20EPR-ZU
RN10PYP4	P16PR11
RN10VTYC4	W20EPBR-S
RN10Y	W20EPR-U
RN10Y4	W20EPR-U11
RN10YC	W20EPR-U
RN10YC4	W20EPR-U11
RN10YCC4	W20EPR-U11
RN11Y	W16EPR-U
RN11Y4	W16EPR-U11
RN11YC	W16EPR-U
RN11YC4	W16EPR-U11
RN11YCC	W16EPR-U
RN11YCC4	W16EPR-U11
RN12GY	IW16
RN12MC4	W16EXR-U11
RN12Y4	W16EPR-U11
RN12YC	W16EPR-U
RN12YC6	W16EPR-U11
RN12YCC	W16EPR-U
RN13L	J16HR-U10
RN13LYC	J16HR-U10
RN13LYC5	J16HR-U10
RN14LY	J16HR-U10
RN14MC5	W16EXR-U13
RN14PMP5	P16R13
RN14Y	W16EPR-U
RN14Y-6	W14EXR-U15
RN14YC	W16EPR-U
RN16Y	W14EPR-U
RN16YC	W14EPR-U

CHAMPION	DENSO
RN16YCS	W14EXR-U13
RN179BC	W25EBR
RN180B	W22EAR
RN1C	W27ESR(B)
RN2	W27ESR-U
RN279YC	W22EPR-U
RN281YC	W20EPR-U
RN2C	W27ESR-U
RN2C	W27ESR(B)
RN2G	W27ES-ZU
RN3	W24ESR-U
RN3C	W24ESR-U
RN3G	W24ES-ZU
RN4	W22ESR-U
RN4C	W22ESR-U
RN4HC	W24ESR-U
RN4YC	W24EPR-U
RN5	W20ESR-U
RN57YC	IW29
RN57YC	IW29
RN57YCC	IW29
RN5C	W20ESR-U
RN6	W20ESR-U
RN6Y	W24EPR-U
RN6YC	W24EPR-U
RN6YCX	W24EPR-U
RN79G	GA3-1
RN7BYC	W22EPB
RN7BYC	W22ETR-L
RN7GY	W22EPR-ZU
RN7LCC	W22EPR-U
RN7Y	W22EPR-U
RN7YC	W22EPR-U
RN7YC4	W22EPR-U11
RN7YCC	W22EPR-U
RN7YCC	W22EPR-U
RN7YCC4	W22EPR-U
RN7YCC4	W22EPR-U11
RN7YCX	W22EPR-U
RN8	W20ESR-U
RN83C	W20ESR-U
RN8L	J16AR-U11
RN8VTYC4	W20EPBR-S
RN8YC	W20EPR-U
RN8YC4	W20EPR-U11
RN9GY	W20EPR-ZU
RN9LCC	J16CR-U
RN9Y	W20EPR-U
RN9YC	W20EPR-U
RN9YC	W20EPR-U
RN9YC4	W20EPR-U11
RN9YCC	W20EPR-U
RN9YCC	W20EPR-U
RN9YCC4	W20EPR-U11
RN9YCE	W20EPR-U
RN9YCE	W20EPR-U
RN9YCX	W20EPR-U
RP7	X24FS-U
RS10LC	T20NR-U11
RS12PYP	PT16EPR-L13
RS12YC	T16EPR-U
RS12YC6	T16EPR-U15
RS13LYC	T16NR-U11
RS14LC	T16NR-U11
RS14YC	T16EPR-U
RS14YC6	T16EPR-U15
RS15LYC	T16NR-U11
RS16YC	T16EPR-U
RS17YX	T16EPR-U
RS279YC	T22EP-U
RS281YC	T20EPR-U
RS5C	T22EP-U
RS6YC	T22EP-U
RS6YCC	T22EP-U
RS7YC	T22EP-U

CHAMPION	DENSO
RS9PYP4	ZT20EPR11
RS9Y	T20EPR-U
RS9YC	T20EPR-U
RS9YCC	T20EPR-U
RS9YCX	T20EPR-U
RV12C	T16R-U
RV12C6	T16R-U15
RV12YC	T16PR-U
RV12YC6	T16PR-U15
RV15YC	T16PR-U
RV15YC4	T16PR-U11
RV15YC6	T16PR-U15
RV15YC8	T16PR-U15
RV17YC	T14PR-U
RV17YC6	T14PR-U15
RV19YC	T14PR-U
RV19YC6	T14PR-U15
RV8C	T20R-U
RV8C6	T20R-U
RV91MC	T16PR-U
RV9YC	T20PR-U
RZ7C	U24FSR-C
RZ7C	U24FSR-U
RZ8	U22FSR-U
RZ94C	U24FSR-U
RZ96C	U22FSR-U
RZ98C	U20FSR-U
S10YCC	T20EP-U
S12YC	T16EPR-U
S12YCC	T16EPR-U
S14YC	T16EPR-U
S279YC	T22EP-U
S281YC	T20EP-U
S379YC	T22EP-U
S59C	IT27
S59YC	IT27
S6YC	T22EP-U
S6YCC	T22EP-U
S7YC	T22EP-U
S7YCC	T22EP-U
S9YC	T20EP-U
S9YCC	T20EP-U
S9YCX	T20EP-U
TJ8J	W20M-US
UD16	L14-U
UJ11G	W16S-U
UJ12	W14-US
UJ12C	W14-US
UJ12Y	W16P-U
UJ2J	W24S-U
UJ4J	W22S-U
UJ6	W20S-U
UJ8	W20S-U
UJ81C	W22S-U
UJ81J	W22S-U
UK10	M17
UL17V	SF-50
UL18V	SF-50
UL4J	W22FS-U
UL77V	SF-10
UL81C	W22FS-U
UL81C	TR22
UL81J	W22FS-U
UN79Y	W22EP-U
V12YC	T16P-U
V15YC	T16P-U
V4C	ITF24
V59C	ITF27
V59YC	ITF27
V63C	ITF24
V63Y	ITF24
V9YC	T20P-U
XC12PEP	PKJ16CR-L11
XC12PEPB	PKJ16CR-L11
XC12YC	K16PR-U

CHAMPION	DENSO
XJ10Y	W20PR-U
XJ4J	W24S-U
Z10	U20FS-U
Z10G	U22FS-ZU
Z12	U20FS-U
Z6	U24FS-U
Z7G	IUF24
Z7HC	U22FS-U
Z8	U22FS-U
Z9HC	U20FS-U
Z9Y	U22FS-U
Z9YC	U22FS-U
CHAMPION (OE-No)	DENSO
OE001	W20EP-U
OE002	Q20PR-U
OE003	Q20P-U
OE004	W20EPR-U
OE005	Q20PR-U
OE006	W20EPR-U
OE007	W20FP-U
OE008	W22EPR-U
OE009	T20EP-U
OE010	W22EP-U
OE011	T20EPR-U
OE012	W22EPB
OE013	Q16PR-U
OE014	Q22PR-U
OE015	W16EP-U
OE016	K16PR-U
OE017	Q22P-U
OE018	W22EPR-U
OE019	K20TXR
OE020	T20EPR-U
OE021	K22TNR-S
OE022	W20EP-U
OE023	Q20P-U
OE024	Q20PR-U11
OE025	W20EPBR-S
OE026	K20TXR
OE027	W20EPBR-S
OE028	W20EPB
OE029	PT16VR13
OE030	K20TNR
OE031	PT16VR13
OE032	K20PBR-S10
OE033	K20PR-U
OE034	K20PR-U
OE035	K16HR-U11
OE036	T20EP-U
OE037	W16FS-U
OE038	W22FP-U
OE039	Q20PR-U11
OE040	W27ES-U
OE041	QJ16HR-U9
OE042	W16EPR-U
OE043	Q22PR-U
OE044	W20EPB
OE045	W16EPR-U
OE046	W22EP-U
OE047	W20EPR-U11
OE048	Q22PR-U
OE049	W16EPR-U11
OE050	T22EP-U
OE051	W16EPR-U
OE052	XU24EPR-U
OE053	MA20PR-U
OE054	MA20PR-U
OE055	W16EP-U
OE056	Q22PR-U11
OE057	Q16P-U11
OE058	Q22P-U
OE059	W16FP-U
OE060	J16CR-U
OE061	MA20P-U

CHAMPION (OE-No) DENSO	
OE062	K16PR-U11
OE063	K16PR-U11
OE064	W22FPR-U
OE065	W16EP-U
OE066	K20R-U
OE067	T22EP-U
OE068	W24ES-U
OE069	Q20P-U
OE070	W20FP-U
OE071	W22FPR-U
OE072	T20EP-U
OE073	XU24EPR-U
OE074	W20ES-U
OE075	Q22P-U
OE076	K22PB
OE077	K22PBR-S
OE078	W24ES-ZU
OE079	W22ES-U
OE080	Q22PR-U11
OE081	K20PR-U11
OE082	T22EP-U
OE083	XU24EPR-U
OE084	W24EP-U
OE085	K20TXR
OE086	W22FSR
OE087	W24EP-U
OE088	Q16PR-U
OE089	KJ20CR-L11
OE090	T22EP-U
OE091	W27ESR-U
OE092	U27ESR-N
OE093	K16PR-U
OE094	Q22PR-U
OE095	W22ETR-L
OE096	W16FS-U
OE097	W22EPR-U
OE098	W22ESR-U
OE099	T16EPR-U
OE100	W20ETR-L
OE101	W16EPR-U11
OE102	K20PR-U
OE103	X27ESR-ZU
OE104	W22FP-U
OE105	P16R13
OE106	W16EP-U
OE107	W22EPR-U11
OE108	W24ESR-U
OE109	W22EPB
OE110	Q22PR-U
OE111	W20EPR-U
OE112	X24ESR-ZU
OE113	W20EPR-U11
OE114	QJ16AR-U11
OE115	QJ16AR-U
OE116	W24EPR-U
OE117	W22EPR-U11
OE118	K22PBR-S
OE119	K20PR-U
OE120	K20PBR-S10
OE121	Q16PR-U
OE122	IU22
OE123	K20PBR-S10
OE124	PK16PR11
OE125	W27ES-ZU
OE126	PK22PR8
OE127	K20PR-U
OE128	QJ16AR-U11
OE129	K22PR-ZU
OE130	XE20HR-U9
OE131	PT16EPR-L13
OE132	XU24EP-U
OE133	T22EP-U
OE134	PK16R8
OE135	K16HPR-U11
OE136	PK20PR-P8

CHAMPION (OE-No) DENSO	
OE137	Q16PR-U
OE138	PK16PR-L11
OE140	KJ20CR-L11
OE141	K16PR-ZU11
OE142	XU27EPR-ZU
OE143	PK20PR-P8
OE144	PK20PR-P8
OE145	K16PR-ZU11
OE146	PK20PR11
OE147	KJ20CR-L11
OE148	K16HPR-U11
OE149	PK16PR-L11
OE150	IU24
OE151	T16EPR-U
OE152	K20PR-U11
OE153	K16PR-U
OE154	KJ16CR-L11
OE155	MA20PR-U
OE156	J16HR-U10
OE157	K27PR-ZU
OE158	IK31
OE160	J16HR-U10
OE161	W16EPR-U
OE162	W20ESR-U
OE163	ITL16
OE164	K27PR-ZU
OE165	IK31
OE166	U24ES-N
OE167	ITL16
OE168	PT16EPR-L13
OE169	IT27
OE170	W16EPR-U
OE171	T20PR-U
OE172	W27ES-V
OE173	X31ES-U
OE174	ITL20
OE175	K16HPR-U11
OE176	PKJ16CR-L11
OE177	KJ16CR-L11
OE178	K20HR-U11
OE179	SVK20RZ8
OE180	SK16PR-A11
OE181	SK20PR-L9
OE182	SK20R11
OE183	VT20
OE184	VKB16
OE185	VKB20
OE186	XU22EPR-U
CHEVROLET	DENSO
96110493	W20EPR-U
0242229606.	K16TNR-S9
0242229611.	W16EPR-U
ZWR8DC	W16EPR-U
CHRYSLER	DENSO
4318131	W16EPR-U11
4609040	QJ16HR-U9
4609076	KJ14CR-L11
4609079	Q16PR-U15
4671057	K20PR-U
4686083	W14EXR-U11
4727114	P16R13
4796779	PK16PR11
5213693	W16EPR-U
5269556	K20PR-U11
5269897	K20PR-U
56006240	K16PR-U
56027108	KJ20CR-L11
56028179	KJ20CR-L11
56028189	KJ16CR-L11
4609079	Q16PR-U15
56028886AA	K16R-U11
MS851336	PK20PR-P11
MS851357	K16PR-U11

CHRYSLER DENSO	
MS851502	PK20PR-P11
MS851552	W16EPR-U11
MS851555	W20EPR-U
MS851571	K20PR-U11
MS851572	K16PR-U11
MS851622	K20PR-ZU11
MS851727	K16PR-U11
SPORC12ECC	KJ16CR-L11
CITROËN	DENSO
5960.54	IKH16
5960.57	K16HPR-U11
5960.58	K16HPR-U11
5960.83	XE20HR-U9
5960.84	XE20HR-U9
5962.0G	Q20PR-U
5962.0J	Q16PR-U
5962.0P	Q20PR-U
5962.4A	K20TXR
5962.4E	W20EPR-U
5962.6L	K20PR-U
5962.7S	K20PR-U
5962.K1	Q22PR-U
5962.OE	PK20PR11
5962.T0	Q20PR-U
5962.W1	Q20PR-U
5962.Y1	K16TNR-S9
5962.Z1	PK20PR11
91.517.001	W20EP-U
91.517.007	T20EP-U
91.517.013	T20EP-U
95.619.038	W22FS-U
95.619.039	W22FP-U
95.619.040	W20FP-U
95.619.041	T22EP-U
95.619.041	W22EP-U
96.024.607	Q22P-U
96.024.614	Q20P-U
96.037.952	Q16P-U11
96.064.890	Q16PR-U
96.070.659	Q20P-U
96.070.663	Q20PR-U
96.088.669	Q22PR-U
96.089.220	Q20PR-U
96.096.685	K22PBR-S
MYC.000006N	W24EP-U
MYC.000006R	Q22PR-U
MYC.000007R	Q22PR-U
MYC.000279N	W22EP-U
ZB.9000.060.U	W22EP-U
ZB.9000.061.U	T20EP-U
ZB.9000.062.U	T20EP-U
ZB.9000.063.U	Q22P-U
ZB.9000.064.U	Q20P-U
ZB.9000.065.U	W22FS-U
ZB.9862.093.U	W20EP-U
ZB.9862.094.U	T22EP-U
ZB.9862.095.U	T20EP-U
DAIHATSU	DENSO
9004151170	K20PTR-S
9004851006000	W24ES-U
9004851008000	W22ES-U
9004851008000	W22ES-U
9004851015000	W20ES-U
9004851015000	W20ES-U
9004851033000	W16ES-U
9004851034000	W20EP-U
9004851035000	W20EX-U
9004851039000	W20ET
9004851040000	W16DTR-S
9004851041000	W20EXR-U
9004851044000	W16EXR-U
9004851047000	W16EX-U
9004851048000	W16EXR-U

DAIHATSU DENSO	
9004851053000	W16EX-U
9004851054000	W16EXR-U
9004851055000	W20EP-U
9004851059000	W20EXR-U
9004851063000	J16AY
9004851068000	J20AY
9004851069000	W20EX-U
9004851073000	W20ET-S
9004851074000	W20ET-L
9004851081000	W16EPR-U11
9004851087000	W20ETR-L
9004851093000	W16EXR-U11
9004851096000	W20EPR-U
9004851100000	K20PR-U11
9004851104000	W20ETR-L
9004851107000	W20DTR-SA
9004851108000	W20DTR-SA
9004851112000	QL22TR-S
9004851113000	QL20PR-U
9004851114000	W16EPR-U
9004851115000	W20DTR-S
9004851116000	W20DTR-S
9004851126000	J16AYR
9004851130000	W16DTR-S
9004851134000	QL20TR-S
9004851135000	W20EPR-U
9004851136000	K20TNR-S
9004851137000	K20TNR-S
9004851139000	W20DTR-SA
9004851139000	W20DTR-SA
9004851144000	J16A(R)-U11
9004851144000	K22TNR-S
9004851152000	K20PR-U
9004851155000	K20TNR
9004851157000	K16PR-U11
9004851158000	K16PR-U11
9004851159000	K20TNR-S9
9004851160000	K20TNR-S9
9004851163000	K20R-U11
9004851164000	K16TNR-S9
9004851166000	PK20PR-P8
9004851167000	SVK20R-Z8
9004851169000	K20BR-S10
9004851170000	K20PTR-S
9004851172000	SVK20R-Z11
9004851173000	SVK20R-Z11
9004851174000	PK20PTR-S9
9004851175000	PK20PTR-S9
9004851179000	ZXU22HBR11
9004851182000	SK20PR-A8
9004851187000	SXU22PR9
9004851188000	SXU22PR9
9004861169000	K20BR-S10
9004861170000	K20PTR-S
9091901059000	W16EX-U
9091901060000	W14EX-U
9091901086000	W14EX-U11
9091901087000	W16ET-S
9091901106000	W14EX-U11
9091901110000	P16R
9091901116000	P16R
9091901117000	J16B(R)-U11
9091901118000	J16B(R)-U11
9091901202000	K20TR11
9091951072000	W16EP-U
9993413685100	W20EP-U11
9004851005000	W20EP-U
9004851014000	W24ES-U
9004851018000	W22ES-U
9004851019000	W9FP
9004851021000	W20FS-U
9004851035000	W20EX-U
9004851036000	W16EX-U
9004851037000	W16ES-U
9004851038000	W20ES-U

DAIHATSU	DENSO
9004851039000	W20ET
9004851041000	W20EXR-U
9004851043000	W20EPR-U
9004851044000	W16EXR-U
9004851049000	W14EXR-U11
9004851055000	W20EP-U
9004851057000	J16A(R)-U11
9004851062000	J16AY
9004851067000	J20AY
9004851073000	W20ET-S
9004851076000	W20ET-L
9004851077000	W20ETR-L
9004851079000	K22PR-U11
9004851082000	W16ET-L
9004851083000	W22ET-L
9004851084000	W22ETR-L
9004851086000	W20ETR-S
9004851091000	W16EXR-U11
9004851092000	W20EXR-U11
9004851095000	W20EPR-U
9004851099000	K20PR-U11
9004851107000	W20DTR-SA
9004851110000	QL22TR-S
9004851111000	QL20PR-U
9004851115000	W20DTR-S
9004851117000	PK20PR11
9004851125000	J16AYR
9004851130000	W16DTR-S
9004851133000	QL20TR-S
9004851139000	W20DTR-SA
9004851143000	K22TNR-S
9004851151000	K20PR-U
9004851154-000	K20TNR
9004851154-A	K20TNR
9004851157000	K16PR-U11
9004851164-A	K16TNR-S9
9004851164000	K16TNR-S9
9004851188	SXU22PR9
9004861169-A	K20BR-S10
9004861169000	K20BR-S10
9091901027000	W16EP-U
9091901051000	W16EPR
9091901056000	W14EX-U
9091901059000	W16EX-U
9091901059007	W16EX-U
9091901062000	W20ET
9091901065000	W14EXR-U
9091901085000	W14EX-U11
9091901089000	W20ET-S
9091901090000	W16ET-S
9091901097000	W20ETR-S
9091901115000	P16R
9091901117000	J16B(R)-U11
9911339236200	MW17
9912311236220	M22
9914710236220	W14E
9922611236131	W22EP-U
9925490200100	W14
9952001236110	W20EP
99906850P9001	IW20
99906850P9002	W14FR-U
99906850P9003	W20FSR-U
99906850P9005	W16FPR-U
99906850P9006	W20FPR-U
99906850P9007	W16ESR-U
99906850P9008	W20ESR-U
99906850P9009	W22ESR-U
99906850P9010	W24ESR-U
99906850P9011	W16EPR11
99906850P9012	W20EPR11
99906850P9013	W16EXR-U13
99906850P9014	W20ETR-L
99906850P9015	W16ETR-S
99906850P9017	J16AR-U11
99906850P9018	J16BR-U11

DAIHATSU	DENSO
99906850P9019	QL22VR-ZU
99906910P9013	W16ETR-S
99906910P9015	W14EXR-U11
9993403685100	W22ES-ZU
9993407685100	W16EX-U11
9993408685100	W20EX-U11
9993409685100	W20FP-U
9993410685100	W9EP
9993411685100	W16EXR-U11
9993412685100	W16FP-U
9993413685100	W20EP11
9993414685100	W16EX-U13
9993415685100	W20EXR-U11
9993416685100	W20ES-U
EYQUEM / KLG	DENSO
1000	W24FS-U
1000	TR24
1000C	W24S-U
1000CM	W22S-U
1000L	W24ES-U
100M	W24FS-U
1100	W27FS-U
1100L	W24ES-U
1150	W27FS-U
1150L	W27ES-U
200	W14F-U
202CT	W9LM-US
300A	W14L
30AM	W14L
406	W16FS-U
450L	W14E
480CS	W14P-U
500	W16FS-U
5002	W16FS-U
500A	W16LS
500C	W20S-U
500CJT	T20M-U
500CM	W20S-U
500CS	W16P-U
500CT	W20M-US
500JS	T16P-U
500M	W16FS-U
502	W16FS-U
502CT	W14LM-US
505JS	T16P-U
50AM	W16LS
50M	W16FS-U
520CS	W16P-U
550CS	W16P-U
550JS	T16P-U
550LS	W14EX-U
550S	W14FP-U
580LS	W14EX-U
580S	W16FP-U
600CS	W20P-U
600JS	T20P-U
600L	W20ES-U
600LS	W16EP-U
600S	W16FP-U
700	W20FS-U
700	TR20
700C	W20S-U
700CM	W20S-U
700CTS	W20MP-U
705L	W16ES-U
705S	W20FP-U
707LS	W16EP-U
70M	W20FS-U
750	W20FS-U
750	TR20
750L	W20ES-U
750LS	W20EP-U
753LJS	T20EP-U
755	W22FS-U

EYQUEM / KLG	DENSO
755	TR22
755C	W22S-U
755CJT	T22M-U
755CM	W20S-U
755CT	W22M-US
755L	W20ES-U
755LJS	T20EP-U
755LJSP	IT20
755LS	W20EP-U
755M	W20FS-U
755S	W22FP-U
755SX	W22FP-U
755X	W22FS-U
755X	TR22
75LM	W20ES-U
75M	W20FS-U
775SX	W20FP-U
775X	W20FS-U
800LJS	T22EP-U
800LS	W22EP-U
803LJS	T22EP-U
803LJSP	IT22
805L	W22ES-U
805LJS	IT24
805LJSP	IT24
805LP	W24ES-ZU
850	W22FS-U
850	TR22
850LS	W22EP-U
883LJ	IT27
883LJP	IT27
C30LS	W14EP-U
C32	W16FS-U
C32LS	W16EP-U
C32LS	W16EP-U
C32S	W16FP-U
C42LJS3	T16EPR-U
C42S	W20FP-U
C52LJS	T20EP-U
C52LS	W16EP-U
C52LS3	W16EPB10
C52LS3X	W16EPB10
C62	W22FS-U
C62LJS	T20EP-U
C62LS	W20EP-U
C62LS3X	W20EPB
C62S	W22FP-U
C72LJS	T22EP-U
C72LS	W22EP-U
C72LS3X	W22EPB
C82LJS	T22EP-U
C82LS	W22EP-U
C82LS3X	W22EPB
C83LJS	T22EP-U
C92LS	W24EP-U
D1000	X24FS-U
D1000L	X27ES-U
D1050L	X27ES-U
D755	X20FS-U
D775	X16FSR-U
D800L	X22ES-U
D900L	X24ES-U
F100	W24FS-U
F20	W14F-U
F220	W27FS-U
F260	IWF27
F280	IWF27
F50	W16FS-U
F55P	W16FP-U
F65P	W20FP-U
F70	W16FS-U
F75	W20FS-U
F75H	TR20
F80	W22FS-U
F85P	W20FP-U

EYQUEM / KLG	DENSO
F86	K22PR-ZU
F95P	W22FP-U
FA50	W14L
FA70	W16LS
FC42LS	Q16P-U11
FC42LS	Q16PR-U
FC42LS2E	K16TNR-S9
FC52LS	Q20P-U
FC58LS	Q20P-U
FC58LS2E	K20TXR
FC58LS3	K20PBR
FC62LS	Q20P-U
FC62LS3	K20PBR
FC62LS3X	K20PBR
FC72LS	Q22P-U
FC82LS	Q22P-U
FC82LS2	K22TNR-S
FC82LS2	K22TNR-S
FC82LS3	K22PB
FE100	W24ES-U
FE125P	W20EP-U
FE135P	W22EP-U
FE145P	W24EP-U
FE155P	W24EP-U
FE220	IW24
FE260	IW27
FE260	IW27
FE280	IW29
FE285	IW31
FE310	IW01-32
FE320	IW34
FE320	IW34
FE35P	W14EP-U
FE395	IW01-32
FE45P	W16EP-U
FE55P	W20EP-U
FE65CPR	W20EPR-U
FE65P	W20EP-U
FE70	W20ES-U
FE75	W22ES-U
FE80	W22ES-U
FE85P	W20EP-U
FE95P	W22EP-U
FET65P	T20EP-U
FET75P	T22EP-U
FS52LS	W20EPR-U
FS100	W24S-U
FS100H	W27S-U
FS20	W9-U
FS30	W14-US
FS35P	W14P-U
FS45P	W16P-U
FS50	W20S-U
FS55P	W20P-U
FS70	W20S-U
FS75	W22S-U
FS75H	W22S-U
FSC50	W20M-US
FSC50P	W20MP-U
FSC70P	W20MP-U
FSC75P	W22MP-US
FT55P	T16P-U
FT65P	T16P-U
FT85P	T20P-U
GT4S	W16P-U
GT4T	MA16P-U
GT5	W16FP-U
GT5L	W16EP-U
GT6	W20FP-U
GT6L	W20EP-U
GT6T	MA20P-U
GT7	W22FP-U
GT7L	W22EP-U
GT8L	W24EP-U
J65	IT20

EYQUEM / KLG	DENSO
J87	IT22
K200M	M14
K300JS	MA16P-U
K300M	M17
K450JS	MA16P-U
K500M	M17
K550JS	MA20P-U
K600M	M22
K750M	M17
KC52JS	MA20P-U
KC62JS	MA20P-U
L3	W16EXR-ZU
L65	W20EPR-ZU
L87	W22EPR-ZU
M50	M17
M60	M17
M75	M22
M80	M24S
MT45P	MA16P-U
MT55P	MA16P-U
MT65P	MA20P-U
MT75P	MA20P-U
MT85P	MA20P-U
N43	W20FS-ZU
R1000	W24FSR
R1000L	W24ESR-U
R850	W22FSR
RC30LS	W14EPR-U
RC32LS	W16EPR-U
RC32LS5	W16EPR-U11
RC42S	W20FPR-U
RC52LJS	T20EPR-U
RC52LJS5	T20EPR-U
RC52LS	W20EPR-U
RC52LS5	W20EPR-U11
RC52LZ3EX	W20EPBR-S
RC52LZE	J16CR-U
RC58LZ3EX	W20EPBR-S
RC62HJSDP	PT16VR13
RC62LJS	T20EPR-U
RC62LJS5	T20EPR-U
RC62LS	W20EPR-U
RC62LS	W20EPR-U
RC62LS5	W20EPR-U11
RC62S	W22FPR-U
RC72LJS	T22EP-U
RC72LJS2	T22EP-U
RC72LJS3	T22EP-U
RC72LJS5	T22EP-U
RC72LS	W22EPR-U
RC72LS5	W22EPR-U11
RC82LS	W22EPR-U
RC82LS5	W22EPR-U11
RFC32LZ5	K16R-U11
RFC42LS	Q16PR-U
RFC42LS2E	K16TNR-S9
RFC42LS5	Q16PR-U11
RFC42LS6	Q16PR-U15
RFC42LZ2E	K16TNR-S9
RFC50LZ2E	K16TNR-S9
RFC52LS	Q20PR-U
RFC52LS2E	K20TXR
RFC52LS3	K20PBR
RFC52LS5	Q20PR-U11
RFC52LSP	K20TXR
RFC52LSP	PK20PR11
RFC52LZ3EX	K20PBR-S10
RFC52LZDP6	PK20R13
RFC52LZE	K16R-U
RFC57LS3	K20PBR
RFC58LS	Q20PR-U
RFC58LS2E	K20TXR
RFC58LS3	K20PBR
RFC58LS5	Q20PR-U11
RFC58LSP	K20TXR

EYQUEM / KLG	DENSO
RFC58LSP	PK20PR11
RFC58LZ	Q20PR-U
RFC58LZ2E	K20TNR
RFC58LZ2E	K20TXR
RFC58LZ3EX	K20PBR-S10
RFC58LZ5	K20R-U11
RFC58LZDP	PK20PR-P8
RFC58LZE5	KJ20CR-L11
RFC58LZK	K20PR-U
RFC62LS	Q22PR-U
RFC62LS3	K22PBR-S
RFC62LS3X	K22PBR-S
RFC62LS5	Q22PR-U11
RFC62LZ3EX	K22PBR-S
RFC82LS	Q22PR-U
RFC82LS3	K22PBR-S
RFC82LS5	Q22PR-U11
RFN42LZG5	QJ16AR-U
RFN52HZ	K16HPR-U11
RFN52HZ3A	IKH16
RFN52LZ	K20PR-U
RFN52LZDPF5	PKJ16CR-L11
RFN58HZ	K20HR-U
RFN58LZ	K20PR-U
RFN62LZ	K22PR-U
RKC52JS	MA20PR-U
RKC62JS	MA20PR-U
T30	U20FS-U
T70	U22FS-U
T850	U22FS-U
T90	U24FS-U
TW270	X20FS-U
TW275	X20FS-U
TW280	X24FS-U
TWE270	X24ES-U
TWE275	X27ES-U
XC30LS	W14EPR-U
XC32LS	W16EPR-U
XC42S	W20FPR-U
XC52LS	W16EPR-U
XC62LJS	T20EPR-U
XC62LS	W20EPR-U
XC62S	W22FPR-U
XC72LJS	T22EP-U
XC72LS	W22EPR-U
XFC62LS	Q22PR-U
XFC82LS	Q22PR-U
XKC52JS	MA20PR-U
XKC62JS	MA20PR-U
FERRARI	DENSO
155743	XU27EPR-ZU
168325	IU24
169483	IU22
FIAT	DENSO
4401549	W20EPR-U
4401550	W20EPR-U
4401552	W22EPR-U
5894585	W22EPR-U
5894586	K20PR-U
5894586	W20EPR-U
5894588	Q22PR-U
5896177	K22PBR-S
5896824	K20TNR
5984035	W22EPR-U
5984036	W20EPR-U
7546518	Q20PR-U
7546519	K20PR-U
7554432	W20EPR-U
7554434	W22EPR-U
7554436	W22EPR-U
7554437	W20EPR-U
7554442	W20EPR-U
7554444	W20EPR-U

FIAT	DENSO
7554445	W20FP-U
7565853	K20PBR
7571541	Q20PR-U
7571564	K22PBR-S
7571575	W22EPR-U
7571576	Q20PR-U
7571577	W20EPR-U
7571579	K22PBR-S
7651745	W22EPR-U
7651745	W22EPR-U
7668669	W20EPR-U
7683358	Q20PR-U
7686643	W20EPBR-S
7698212	K22PBR-S
7760381	W22EPR-U
7760382	W20EPR-U
7760383	K20PR-U
7760384	Q22PR-U
7769243	K20PBR
7772453	K20PR-U
7772515	W22EPR-U
46093110	W20EP-U
46144731	XU24EPR-U
46229251	W20EP-U
46413386	K20TNR
46417010	K20PR-U
46449690	PK20PTR-S9
46463801	K20TNR
46472021	K20TNR
46551935	K16PR-U
46750545	XU24EPR-U
60504563	W20EP-U
60512848	K20PBR
60569957	PK20PR-P8
60597490	Q22P-U
60800325	W22EPR-U
60806024	W20EPB
60810689	PK20PR-P8
71711638	K20PR-U
71711639	W20EPR-U
71711640	W20EPR-U
71711806	W20EPR-U
71711808	Q20PR-U
71741208	PT16VR13
71910247204	T20EPR-U
9151700180	W20EPR-U
9618494580	K20TXR
9618571880	K20TXR
9619624580	K20TXR
1L45JR	W22EPR-U
1L4J	W20EPR-U
1L4JR	W20EPR-U
4VLSR	W20EPR-U
7FYS	W22EP-U
7FYSSR	W22EPR-U
7FYSSR	W22EPR-U
7GBMSR	K22PBR-S
7GBYSR4	K22PBR-S
7GYSSR	Q22PR-U
82CYS	W22FP-U
9FYS	W20EP-U
9FYSR	W20EPR-U
9FYSSR	W20EPR-U
9GYSR	Q20PR-U
9GYSSR	Q20PR-U
V45LSR	W22EPR-U
V4LSR	W20EPR-U
FORD	DENSO
1 012 639	PT16EPR-L13
1 023 706	K20PR-ZU11
1 032 705	K20PBR-S10
1 077 002	PT16VR13
1 086 019	K20PR-ZU11
1 086 020	PK20PR11

FORD	DENSO
1 087 278	Q20PR-U
1 088 847	T16VR-U10
1 120 818	MA20P-U
1 120 820	MA20P-U
1 120 824	T16EPR-U
1 120 825	T20EP-U
1 125 332	PK20PR11
1 128 053	ZT20EPR11
1 128 053	IT20
1 204 572	IT20
2 000 077	PK20PR-P8
3 333 704	PT16EPR-L13
3 588 254	KJ20CR11
3 899 252	K20PR-U11
5 029 052	W20EPB
5 029 053	W16EPB-10
5 099 342	T20EPR-U
5 099 721	T20EPR-U
5 099 722	K24PR-ZU
5 099 723	T20EPR-U
5 099 725	K22PR-ZU
5 099 726	K24PR-U11
5 099 727	Q20PR-U11
5 099 728	Q20PR-U11
5 099 729	K20PR-ZU11
5 099 730	MA20PR-U
5 099 731	MA20PR-U
5 099 732	MA20PR-U
5 099 746	W22EPR-U
5 099 747	W20FP-U
5 099 748	W20FS-U
5 099 750	T22EP-U
5 099 751	W16EP-U
5 099 752	W24EP-U
5 099 754	K27PR-ZU
5 099 762	MA20P-U
5 099 763	MA20P-U
5 099 766	T20EPR-U
5 099 767	W20EPR-U
5 099 768	W22EPR-U
5 099 769	W24EPR-U
5 099 770	K24PR-ZU
5 099 770	K27PR-ZU
5 099 775	Q20PR-U
5 099 777	Q20PR-U
5 099 778	Q22PR-U
5 099 779	Q20P-U
5 099 780	Q22P-U
5 099 781	T20EP-U
5 099 782	W20EP-U
5 099 783	W22EP-U
5 099 784	W20FP-U
5 099 827	K22PR-ZU
5 099 895	K27PR-ZU
5 099 900	W22FPR-U
5 099 933	W20FS-U
5 099 946	T22EP-U
5 099 947	T22EP-U
5 099 949	W24EP-U
6 726 180	PT16VR13
6 762 458	PK20PR-P11
7 099 023	PK20PR11
7 335 128	K20PR-ZU11
9 059 238 4	Q22PR-U
9 059 409 4	K24PR-ZU
1R23 12405 AA	VW16R-A13
1S7G 12405 DA	IT20
3R23 12405 AA	K16SR14
3R23 12405 BA	K20SR11
3R23 12405 CA	K20SR14
H82SM 12405 AA	Q22PR-U
H82SM 12405 BA	K24PR-ZU
V92HF 12405 BA	PK20PR-P8

GENERAL MOTORS	DENSO
12561454	TJ14R-P15
12561466	PT16EPR-C13
12563703	PTJ16R15
12563707	PTJ16R15
12563753	PTJ14R15
12568387	PTJ14R15
21024004	Q16PR-U11
21024005	Q16PR-U11
24504873	PTJ14R15
25161442	PT16EPR-L13
25161444	PT16EPR-L13
25161677	PT16EPR-L13
25161678	PT16EPR-L13
25162555	PT16EPR-L13
25163148	PT16EPR-L13
25164048	PT16EPR-L13
25165715	PT16EPR-L13
25166821	PT16EPR-L13
25173406	PT16EPR-L13
25312442	PT16EPR-L13
25315018	PT16EPR-L13
5613100	W20EPR-U
5614288	T20PR-U
5614289	PT16EPR-L13
90541059	K20TXR
92108895	TJ16R15
96068562	K20PR-U
96068563	K20PR-U
HKS	DENSO
DR50	IK01-31
DR55	IK01-34
F25	Q16PR-ZU11
F25i	K16PR-ZU11
F30	Q20PR-ZU11
F30i	K20PR-ZU11
F55RE	IRE01-34
R45	IQ01-27
R45i	IK01-27
R45RE	IRE01-27
R50	IQ01-31
R50i	IK01-31
R50RE	IRE01-31
R525RE	IRE01-32
R55	IQ01-34
R55i	IK01-34
R55RE	IRE01-34
S30	IQ20
S30i	IK20
S35	IQ22
S35C	IW22
S35G	IW22
S35i	IK22
S40	IQ24
S40G	IW24
S40i	IK24
S40X	IXU24
S45	IQ27
S45G	IW27
S45i	IK27
S45X	IXU27
S50	IQ31
S50i	IK31
S55	IQ34
S55i	IK34
HONDA	DENSO
12209-PLD-0040	SKJ16CR-L11
12290-PFD-0000	SK20PR-L9
12290-PFD-0000	SK20PR-L9
12290-PGE-A010	PKJ20CR-M11
12290-PNA-0040	SKJ20DR-M11
12290-PND-A020M2	SKJ20DR-M11
12290-PNE-0040	KJ20DR-M11
12290-PNE-0040	KJ20DR-M11

HONDA	DENSO
12290-PRB-A020M2	SK22PR-M11
31901NF4651	IW01-32
31901-NF4J-6511	IW01-32
31901NX4701	IW01-32
31902NF4671	IW01-34
31902NX4701	IW01-34
31903NF4671	IW01-31
31903NX4701	IW01-31
98049-59716	Y27FER-C
98049-5972R	Y27FER-C
98052-56471	U20M-U
98052-56580	U20M-U
98056-54757	U14FSR-UB
98056-5475U	IUF14-UB
98056-55717	U16FS-U
98056-55718	U16FSR-U
98056-55723	U16FS-U
98056-55750	U16FS-UB
98056-55757	U16FSR-UB
98056-55757-7	U16FSR-UB
98056-55770	U16FS-UB
98056-55777	U16FSR-UB
98056-56713	U20FS-U
98056-56717	U20FS-U
98056-56718	U20FSR-U
98056-56723	U20FS-U
98056-56726	U20FSR-U
98056-57713	U22FS-U
98056-57716	U22FSR-U
98056-57717	U22FS-U
98056-57718	U22FSR-U
98056-57723	U22FS-U
98056-57726	U22FSR-U
98056-58726	U24FSR-U
98059-58910	U24FE9
98059-58916	U24FER9
98059-58926	U24FER9
98059-5892601	U24FER9
98059-5892U	IUH24D
98059-59910	U27FE9
98059-59916	U27FER9
98059-5991F	U27FER9
98059-59926	U27FER9
98059-5992U	IUH27D
98061-58611	X24GP-U
98061-58616	X24GPR-U
98061-58626	X24GPR-U
98061-59616	X27GPR-U
98061-59626	X27GPR-U
98066-55716	X16FSR-U
98066-55726	X16FSR-U
98066-55740	X16FSR-U
98066-56717	X20FS-U
98066-56726	X20FSR-U
98066-56727	X20FS-U
98066-58717	X24FS-U
98066-58727	X24FS-U
98069-38716	X24ESR-U
98069-38719	X24ESR-U
98069-55926	X16EPR-U9
98069-56911	X20EPR-U9
98069-56916	X20EPR-U9
98069-56926	X20EPR-U9
98069-57716	X22ESR-U
98069-57717	X22ES-U
98069-57726	X22ESR-U
98069-57911	X22EP-U9
98069-57916	X22EP-U9
98069-57921	X22EP-U9
98069-57922	X22EP-U9
98069-57926	X22EP-U9
98069-58717	X24ES-U
98069-58719	X27ESR-U
98069-58726	X24ESR-U
98069-58727	X24ES-U

HONDA	DENSO
98069-58911	X24EP-U9
98069-58912	X24EPR-ZU9
98069-58916	X24EPR-U9
98069-5891F	X24EPR-ZU9
98069-58922	X24EPR-ZU9
98069-58926	X24EPR-U9
98069-59717	X27ES-U
98069-59726	X27ESR-U
98069-59727	X27ES-U
98069-59916	X27EPR-U9
98069-5991F	X27EPR-ZU9
98069-59922	X27EPR-ZU9
98069-59926	X27EPR-U9
98069-60726	X31ESR-U
98073-54740	W14M-U
98073-54744	W14MR-U
98073-54750	W14M-U
98073-54754	W14MR-U
98073-54754	W14MR-U
98073-54941	W14MP-U10
98073-54944	W14MPR-U10
98073-54951	W14MP-U10
98073-54954	W14MPR-U10
98073-56740	W20M-U
98073-56744	W20MR-U
98073-56750	W20M-U
98073-56754	W20MR-U
98073-56941	W20MP-U10
98073-56944	W20MPR-U10
98073-56954	W20MPR-U10
98076-54710	W14F-U
98076-54711	W14FP-L
98076-54720	W14F-U
98076-54747	W14FPR-L
98076-54757	W14FR-U
98076-54758	W14FPR-UL
98076-54911	W14FP-UL10
98076-54914	W14FPR-U
98076-54954	W14FPR-UL10
98076-55711	W16FP
98076-55756	W16FPR
98076-56713	W20FP-L
98076-56715	W20FPR-L
98076-56717	W20FPR-U
98076-56719	W20FP
98076-5671G	W20FR-L
98076-56724	W20FS-U
98076-56725	W20FPR-L
98076-5672G	W20FR-L
98076-56756	W20FPR-U
98076-56917	W20FPR-U10
98076-56927	W20FPR-U10
98076-57717	W22FPR
98076-57720	W27ESR-U
98076-58710	W24FS
98076-58716	W24FSR
98076-5871G	W24FR-L
98076-58720	W24FS
98076-58725	W24FPR-L
98076-59726	W27FSR
98079-1016G	KJ16CR-L11
98079-5414G	KJ14CR-L11
98079-5415G	KJ14CR-L11
98079-54854	W14EP-U
98079-54855	W14EPR-U
98079-55132	W16EXR-U11
98079-55145	W16EPR-U11
98079-55146	W16EXR-U11
98079-55148	Q16PR-U11
98079-5514A	Q16PR-U11
98079-5514E	K16PR-U11
98079-5514G	KJ16CR-L11
98079-5514H	PK16PR-L11
98079-5514N	PKJ16CR-L11
98079-5514P	KJ16CR-L11

HONDA	DENSO
98079-55155	W16EPR-U11
98079-55158	Q16PR-U
98079-5515E	K16PR-U11
98079-5515G	KJ16CR-L11
98079-5515H	PK16PR-L11
98079-55173	W16EKR-S11
98079-55816	W16ESR-U
98079-55817	W16EPR-U
98079-55832	W16EXR-U
98079-55840	W16ES-U
98079-55841	W16EP-U
98079-55846	W16EPR-U
98079-55854	W16EP-U
98079-55855	W16EPR-U
98079-5585V	J16CR-U
98079-56132	W20EXR-U11
98079-56144	W20EP-U11
98079-56146	W20EXR-U11
98079-56148	Q20PR-U11
98079-5614A	Q20PR-U11
98079-5614E	K20PR-U11
98079-5614F	Q20PR-ZU11
98079-5614G	KJ20CR-L11
98079-5614H	PK20PR-L11
98079-5614J	K20PR-L11
98079-5614N	PKJ20CR-L11
98079-5614P	KJ20CR-L11
98079-56150	Q20P-U11
98079-56154	W20MPR-U11
98079-56155	W20EPR-U11
98079-56158	Q20PR-U11
98079-56159	Q20PR-U11
98079-5615E	K20PR-U11
98079-5615G	KJ20CR-L11
98079-5615H	PK20PR-L11
98079-5615J	K20PR-L11
98079-5615N	PKJ20CR-L11
98079-5615U01	VK20PR-Z11
98079-56173	W20EKR-S11
98079-56175	PK20PR-L11
98079-5617T	PK20PR-L11
98079-56810	W20ES-U
98079-56811	W20EP-U
98079-56826	W20ESR-U
98079-56832	W20EXR-U
98079-56840	W20ES-U
98079-56841	W20EP-U
98079-56846	W20EPR-U
98079-56847	W20ESR-U(A)
98079-56854	W20EP-U
98079-56855	W20EPR-U
98079-56859	W20ESR-L
98079-56946	W20EXR-U
98079-5695U	SK20PR-9
98079-56A5H	PK20PR-L13
98079-5714G	KJ22CR-L11
98079-5714H	PK22PR-L11S
98079-5714J	K22PR-L11
98079-57155	W22EPR-U11
98079-57158	Q22PR-U11
98079-5715E	K22PR-U11
98079-5715G	KJ22CR-L11
98079-5715H	PK22PR-L11S
98079-5715J	K22PR-L11
98079-57173	W22EKR-S11
98079-57175	W21ESR-L11
98079-57183	W22EKR-S11
98079-57185	W21ESR-L11
98079-57816	W22ESR-U
98079-57832	IW22
98079-57840	W22ES-U
98079-57856	W22EPR
98079-5785G	KJ22CR-L8
98079-5785G	KJ22CR-L8
98079-57877	W22ESR-U(A)

HONDA	DENSO
98079-5815U	IK24C11
98079-58644	W24ES-ZU
98079-58646	W24ESR-G
98079-58649	W24ESR-V
98079-58656	W24ESR-G
98079-58659	W24ESR-V
98079-58659	W24ESR-V
98079-58678	W24ES-V
98079-58816	W24ESR-U(A)
98079-58840	W24ES-U
98079-5915U	IK27C11
98079-59644	W27ES-ZU
98079-59646	W27ESR-G
98079-59649	W27ESR-V
98079-59656	W27ESR-G
98079-59659	W27ESR-V
98079-59659	W27ESR-V
98079-59678	W27ES-V
98079-59811	W27ES-U
98079-59816	W27ESR-U
98079-59819	W27ES-ZU
98079-59846	W16EXR-U
98079-59847	W27ESR-U
98079-59851	W24ES
98079-59853	W27ES-U
98079-59872	W27ES-C
98079-59875	W27EMR-C
98079-60679	W31ES-ZU
98079-60875	W31EMR-C
9807B-561CW	SKJ20DR-M11S
ZH980-001-000	W20EPR-U
ZH980-002-000	U27ESR-N
ZH980-003-000	X24ESR-U
ZH980-004-000	U24ESR-N
ZH980-005-000	X27ESR-U
ZJ980-001-000	U31ESR-N
ZJ980-002-000	U27ETR
ZJ980-003-000	X27ETR
ZJ980-004-000	U24ETR
ZK980-001-000	U22ESR-N
HYUNDAI	DENSO
099PM-18000	PK16PR11
099PM-18010	P16PR11
18811-08061	W20EPR-U
18811-11061	W20EPR-U11
18813-11051	P16PR11
18814-08051	Q20PR-U
18814-08061	K20PR-U
18814-11041	K16PR-U11
18814-11051	K16PR-U11
18822-11091	W20EPR-U11
18823-11091	K20PR-U11
18823-11101	K16PR-U11
18825-11101	P16PR11
18826-11101	PK16PR11
18835-11161	P16PR11
ISKRA	DENSO
F100	W24FS-U
F100RS	W24FSR
F100S	W24FS-U
F20	W14F-U
F45P	W14FP-U
F50	W16FS-U
F55P	W16FP-U
F55PRS	W16FPR-U
F55PS	W16FP-U
F65CP	W20FP-U
F65CPR	W20FPR-U
F65P	W20FP-U
F65PR	W20FPR-U
F65PRS	W20FPR-U
F65PS	W20FP-U
F70	W20FS-U

ISKRA	DENSO
F75	W20FS-U
F75RS	W20FSR-U
F75S	W20FS-U
F80	W22FS-U
F80C	W22FS-U
F80S	W22FS-U
F85CP	W20FP-U
F85P	W20FP-U
F85PS	W20FP-U
F95P	W22FP-U
F95PS	W22FP-U
FE100	W27ES-U
FE100RS	W27ESR-U
FE100S	W27ES-U
FE125P	W20EP-U
FE135P	W22EP-U
FE145P	W24EP-U
FE155P	W24EP-U
FE220	W27ES-U
FE35P	W14EP-U
FE45P	W16EP-U
FE50	W16ES-U
FE55P	W16EP-U
FE55PRS	W16EPR-U
FE55PS	W16EP-U
FE55PTRS	W16ETR-S
FE55PTS	W16EPB10
FE65CP	W20EP-U
FE65CPD	W20EPB
FE65CPR	W20EPR-U
FE65PR	W20EPR-U
FE65PRS	W20EPR-U
FE65PS	W20EP-U
FE65PTRS	W20EPR-S
FE65PTS	W20EPB
FE70	W20ES-U
FE75	W22ES-U
FE75RS	W22ESR-U
FE75S	W22ES-U
FE80	W24ES-U
FE80RS	W24ESR-U
FE80S	W24ES-U
FE85CP	W22EP-U
FE85CPR	W22EPR-U
FE85CPR-11	W22EPR-U11
FE85P	W22EP-U
FE85PR	W22EPR-U
FE85PR-11	W22EPR-U11
FE85PRS	W22EPR-U
FE85PS	W22EP-U
FE85PTRS	W22EPB
FE85PTS	W22EPB
FE95CP	W24EP-U
FE95CPR	W24EPR-U
FE95P	W22EP-U
FE95PR	W22EPR-U
FET55PRS	T16EPR-U
FET55PS	T16EPR-U
FET65P	T20EP-U
FET65PRS	T20EPR-U
FET65PS	T20EP-U
FET75CP	T22EP-U
FET75CPR	T22EP-U
FET75P	T22EP-U
FET75PRS	T22EP-U
FET75PS	T22EP-U
FS100	W24S-U
FS100H	W27S-U
FS20	W9-U
FS30	W14-US
FS30LM	W14LM-US
FS30LMR	W14LMR-US
FS35P	W14P-U
FS45P	W16P-U
FSS0	W16S-U

ISKRA	DENSO
FS50C	W20M-US
FS55P	W20P-U
FS70	W20S-U
FS70C	W20MP-U
FS75	W22S-U
FS75C	W22MP-US
FS75H	W22S-U
FSC50	W20M-US
FSC50P	W20MP-U
FSC50R	W20MR-U
FSC70P	W20MP-U
FSC75CP	W22MP-US
FSC75CPR	W22MPR-U
FSC75P	W22MP-US
FT55P	T16P-U
FT65P	T20P-U
FT65PR	T20PR-U
FT65PS	T20P-U
FT85P	T20P-U
GT45	W16P-U
GT4T	MA16P-U
GT5	W16FP-U
GT5L	W16EP-U
GT6	W20FP-U
GT6L	W20EP-U
GT6T	MA20P-U
GT7	W22FP-U
GT7L	W22EP-U
GT8L	W24EP-U
M50	M14
M60	M17
M75	M22
M80	M24S
MT45P	MA16P-U
MT55P	MA16P-U
MT65CP	MA20P-U
MT65P	MA20P-U
MT65PRS	MA20PR-U
MT65PS	MA20P-U
MT75P	MA20P-U
MT85P	MA20P-U
SFE55LDRS	K20TXR
SFE55LRS	KJ16CR-L11
SFE55LS	KJ16CR-L11
SFE55PRS	Q16PR-U
SFE55PS	Q16P-U11
SFE55PTRS	K20PBR-S10
SFE55PTS	K20PBR
SFE65CPR	Q20PR-U
SFE65LDRS	K20TXR
SFE65LDS	K20TXR
SFE65LRS	KJ20CR-L11
SFE65LTS	K20PBR
SFE65PRS	Q20PR-U
SFE65PS	Q20P-U
SFE65PTRS	K20PBR
SFE65PTS	K20PBR
SFE85CPR	Q22PR-U
SFE85LDRS	K20TNR
SFE85LTS	K22PB
SFE85PRS	Q22PR-U
SFE85PS	Q22P-U
SFE85PTRS	K22PBR-S
SFE85PTS	K22PB
T30	U20FS-U
T70	U22FS-U
T90	U24FS-U
TW270	X20FS-U
TW275	X20FS-U
TW280	X24FS-U
TWE270	X24ES-U
TWE275	X27ES-U
ISUZU	DENSO
22401AA390	J16AR-U11

ISUZU	DENSO
22401AA490	PK20PR11
5813800010	W16EPR-U
5813800050	W16EP-U
5813800060	W20EP-U
5813800070	W16EX-U
5813800080	W20EX-U
5813800120	W16EX-U11
5813800130	W20EX-U11
5860031220	KJ16CR-L11
5860031240	KJ20CR-L11
5860076350	K16PR-U11
5860076360	KJ16CR-L11
5860076390	KJ20CR-L11
5860139670	PKJ16CR-L13
5862052360	KJ16CR-L11
5862052370	KJ16CR-L11
8251657150	PT16EPR-L13
8941205600	W16EPR-U11
8941205610	W16EXR-U11
8941205620	W20EXR-U11
8941606270	W20EXR-U
8942172320	W20EPR-U11
8942199430	W20EPR-U
8942359660	W16EP-U11
8942372030	W16EX-U11
8942410590	W20EP-U11
8942522700	W20EX-U11
8943283720	K20PR-U11
8943283740	K20PR-U11
8943283750	K22PR-U11
8970129280	K20PR-U
8970129300	K20PR-U
8970129310	K22PR-U
8971113760	PK16PR11
8971259690	PK16PR11
8971702680	K16PR-P11
9825131030	W20EP-U
9825131060	W16EP-U
JAGUAR	DENSO
EACC008584	T22EP-U
EBC004021	T22EP-U
NAB3850DA	T20EPR-U
NCA3850DA/2	K20PR-ZU11
XR811790	PT16EPR-L13
XR819660	ZT20EPR11
LODGE	DENSO
25HL	W22EP-U
25HLD	Q22P-U
2HL	W22EP-U
2HLD	Q22P-U
2HLDR	K22PBR-S
2HLN	W22ES-U
3HLN	W24ES-U
B4Y	T22EP-U
B6Y	T20EP-U
B6YR	T20EPR-U
CNY	W16FP-U
HBANC	W20M-US
HBANCY	W20MPR-U10
HBLT	T20EP-U
HL	W20EP-U
HLD	Q20P-U
HLT	T22EP-U
L4Y	W22EP-U
L4YR	W22EPR-U
L5	W22ES-U
L6Y	W20EP-U
L6YR	W20EPR-U
M5Y	Q22P-U
M5YR	Q22PR-U
M6Y	Q20P-U
M6YR	Q20PR-U
R49	IWF24

LODGE	DENSO
R50	IWF24
R51	IWF27
RL47	IW24
RL47	IW24
RL49	IW27
RL49	IW27
RL51	IW31
RL51	IW31
RL52	IW34
RL52	IW34
S3	W24FS-U
S5	W22FS-U
S6	W20FS-U
S6Y	W20FP-U
S6YR	W20FPR-U
MAGNETI MARELLI	DENSO
75LMCR	K20TNR
7LC	Q20P-U
7LC1R	Q20PR-U11
7LCR	Q20PR-U
7LPR	Q20PR-U
8LC	Q22P-U
8LCR	Q22PR-U
8LDCR	PT16VR13
8LPR	Q22PR-U
9LC	Q22P-U
AW56C	W20M-US
AW5C	W20M-US
CM3N	M14
CM4N	M17
CM5N	M17
CM6N	M22
CU7N	U20FS-U
CW101L	W27ES-U
CW10L	W27ES-U
CW10N	W27FS-U
CW11L	W27ES-U
CW12L	W31ES-ZU
CW12N	W31FS
CW12NV	SF-50
CW13L	W31ES-U
CW14L	W31ES-U
CW15L	IW34
CW25N	W9FP
CW2C	W9-U
CW2CJ	W9-U
CW2L	W9EP
CW2N	W9FP
CW3C	W9-U
CW3CJ	W9-U
CW3L	W9EP
CW3N	W9FP
CW4C	W14-US
CW4CJ	W14-US
CW4CP	W14P-U
CW4L	W14E
CW4LP	W14EP-U
CW4N	W14F-U
CW55N	W16FS-U
CW5C	W16S-U
CW5CP	W16P-U
CW5L	W16ES-U
CW5LP	W16EP-U
CW5LS	W16ES-U
CW5LSZ	W16ES-U
CW5N	W16FS-U
CW5NJ	W16FS-U
CW5NP	W16FP-U
CW5NR	W16FSR
CW5NS	W16FS-U
CW67L	W20ES-U
CW67LP	W20EP-U
CW67N	W20FS-U
CW67N	TR20

MAGNETI MARELLI	DENSO
CW67NR	W20FSR-U
CW67P	W20EP-U
CW6C	W16S-U
CW6CE	W20M-US
CW6CJ	W16S-U
CW6L	W16ES-U
CW6LP	W16EP-U
CW6LR	W16ESR-U
CW6LS	W16ES-U
CW6LSZ	W16ES-U
CW6N	W20FS-U
CW6N	TR20
CW6NE	W20M-US
CW6NJ	W20M-US
CW6NP	W20FP-U
CW6NPR	W20FPR-U
CW6NR	W20FSR-U
CW75LP	W20EP-U
CW78L	W20ES-U
CW78LP	W20EP-U
CW78LPR	W20EPR-U
CW78LPS	W20EPR-S11
CW7C	W20S-U
CW7L	W20ES-U
CW7LCR	Q20PR-U
CW7LJ	W20ES-U
CW7LP	W20EP-U
CW7LPH	W20EP-U
CW7LPR	W20EPR-U
CW7LR	W20ESR-U
CW7N	W20FS-U
CW7NJ	W20FS-U
CW7NP	W20FP-U
CW7NPR	W20FPR-U
CW7NR	W20FSR-U
CW89LP	W22EP-U
CW8CJ	W22S-U
CW8L	W22ES-U
CW8LCR	Q22PR-U
CW8LJ	W22ES-U
CW8LP	W22EP-U
CW8LPR	W22EPR-U
CW8LPS	W22EP-U
CW8N	W22FS-U
CW8N	TR22
CW8NP	W22FP-U
CW8NR	W22FSR
CW9L	W24ES-U
CW9LP	W24EP-U
CW9N	W24FS-U
CW9NJ	W24FS-U
CWC12NJ	W31FS
CWC67NJ	W20FS-U
CWC6NJ	W16FS-U
CWC7NJ	W20FS-U
CWC9NJ	W24FS-U
CWF11L	W27ES-ZU
CWP10L	W27ES-ZU
CWP10N	W27FS-ZU
CWP11L	W31ES-ZU
CWP7L	IW20
CWP7N	W20FS-ZU
CWP8L	W22ES-ZU
CWP8N	W22FS-ZU
CWP9L	W24ES-ZU
CWP9N	W24FS-ZU
CX6N	X20FS-U
CX8L	X22ES-U
DW4CJ	W14LM-US
DW4CJR	W14LMR-US
F45LCR	W16EPR-U
F45LDCR	W16EPR-U
F4LC	W16EPR-U
F4LCR	W16EPR-U
F6LMC1R	W20EPBR-S

MAGNETI MARELLI	DENSO
F6NC	W16FP-U
F6NCR	W16FPR-U
F75LMC1R	W20EPBR-S
F7CN	W20FS-U
F7CN	TR20
F7LC	W20EP-U
F7LCR	W20EPR-U
F7LCR	W20EPR-U
F7NC	W20FP-U
F7NCR	W20FPR-U
F8LC	W22EP-U
F8LCR	W22EPR-U
F8LCR	W22EPR-U
F8LDCR	W22EPR-U
FC6N	W16FS-U
FC7N	W20FS-U
FC7N	TR20
FC8L	W22EP-U
FC9L	W24EP-U
FL7LCR	W20EPR-U
FL7LCR	W20EPR-U
FL7MCR	W20EPBR-S
FL8LCR	W22EPR-U
FL8LCR	W22EPR-U
FL8LNCR	W20EXR-U
L10BPCPR	IU22
L10CR	XU24EPR-U
L10DCR	XU24EPR-U
L7LCD1R	Q20PR-U11
L7LCR	Q20PR-U
L7LDCR	K20PR-U
L7MCR	K20PBR
L8LCR	Q22PR-U
L9LPCPR	PK22PR8
SW5C	T20M-U
T7LC	T20EP-U
T7LCR	T20EPR-U
T8LC	T22EP-U
T8LCR	T22EP-U
T8LDC	T22EP-U
TM2NP	MA16P-U
TM3NP	MA16P-U
TM4NP	MA20P-U
TW4LP	T16EPR-U
TW5NP	T16P-U
TW6NP	T16P-U
TW78LP	T20EP-U
TW78LPR	T20EPR-U
TW78NPR	T20PR-U
TW7LP	T20EP-U
TW7LPR	T20EPR-U
TW7NP	T20P-U
MARCHAL	DENSO
35	W20FS-U
36	W20FS-U
35/1	W20FP-U
35/1B	W20FP-U
35/1D	W20FP-U
35/36D	W20FP-U
35/36P	W20FP-U
35/36R	W20FP-U
35B	W20FS-U
35C	W20S-U
35CM	W20S-U
35HA	W20EP-U
35HS	W20ES-U
35M	W20FS-U
35P	W20FS-ZU
35S	W22FS-U
36B	W16FS-U
36C	W14-US
36CM	W16S-U
36D	W16FS-U
36HS	W16ES-U

MARCHAL	DENSO
36M	W16FS-U
36P	IWF16
37S	W16FS-U
M101	T20EPR-U
M103	W20FP-U
M104	T22EP-U
M123	Q20PR-U
M127	W20EPR-U
M132	K20TNR-S
V36A	W16FS-U
V6N	W16FS-U
MAZDA	DENSO
0222-18-110	W20EX-U
0744-18-110	W22EX-U
0801-18-600	W20EAR
0802-18-600	W22EAR
0865-18-600	W20EAR
0866-18-600	W22EAR
0867-18-600	W25EA
0868-18-600	W27EA
1483-18-600	W25EDR
1534-18-110	W16EX-U
1690-18-110	W20EPR-U
1A61-18-110	XU22EPR-ZU
1E03-18-110	PT16EPR-L13
1E05-18-110	PT16VR13
2182-18-600	W22EAR
2328-18-600	W25EA
3647-18-600	W20EBR
3648-18-600	W22EBR
3649-18-600	W25EBR
3743-18-600	W22EBR
3744-18-600	W25EB
3953-18-110	W16EXR-U
3954-18-110	W20EXR-U
4095-18-110	W14EX-U
8183-18-600	W22EDR
8344-18-600	W27EBR
8345-18-600	W27EBR
8914-18-110	W16EPR-U
AZ28-18-110	XU22EP-ZU
AZ29-18-110	XU22EP-ZU
B601-18-110	W16EPR-U11
B602-18-110	W16EXR-U11
B695-18-110	Q20PR-U
B696-18-110	Q20PR-U
BP01-18-110	K16PR-U11
BP02-18-110	K16PR-U11
BP03-18-110	K20PR-U11
BP04-18-110	K20PR-U11
BP05-18-110	K22PR-U11
BP06-18-110	K22PR-U11
BP11-18-110	K16PR-U11
BP12-18-110	K20PR-U11
BP47-18-110	K16PR-U
BP48-18-110	K16PR-U
BP49-18-110	K20PR-U
BP50-18-110	K20PR-U
BP8J-18-110	SK20PR-F8
F201-18-110	QJ20CR11
F202-18-110A	QJ20CR11
F220-18-110	Q20PR-U11
F221-18-110	Q20PR-U11
F285-18-110	KJ20CR11
F286-18-110	KJ20CR11
F287-18-110	KJ16CR11
F288-18-110	KJ16CR11
F289-18-110	KJ22CR-L11
F290-18-110	KJ22CR-L11
F293-18-110	KJ16CR11
F2C5-18-110	KJ16CR11
H288-18-110	KJ16CR11
IA11-18-110	IXU22C
JE04-18-110	Q22PR-U

MAZDA	DENSO
JE41-18-110	K16PR-ZU11
JE42-18-110	K16PR-TP11
JE43-18-110	K20PR-ZU11
JE44-18-110	K20PR-TP11
KJ11-18-110	PKJ20CR8
KJ12-18-110	PKJ20CR8
KJ13-18-110	PKJ16CR8
KJ14-18-110	PKJ16CR8
KJ16-18-110	PKJ22CR8
KJ17-18-110	PKJ16CR8
KJ18-18-110	PKJ20CR8
LH13-18-110	IT20
N201-18-600	W25EDR14
N202-18-600	W25EDR14
N212-18-600	W22EDR14
N217-18-600	W25EDR14
N229-18-600	S-27
N230-18-600	S-25
N245-18-600	S-29
N319-18-110	S-31A
N322-18-110	W29EBR
N323-18-110	W29EBR
N333-18-110	S-31A
N338-18-110	S-31A
N339-18-110	S-29A
N342-18-110	IRE01-27
N3A1-18-110	IRE01-27
N3A3-18-110	IRE01-27
N3Y1-18-110	IRT01-31
YF10 18 110	PT16VR13
Z601-18-110	SK16PR-E11
ZM01-18-110	SKJ16CR-A8
ZM02-18-110	SKJ20CR-A8
ZZ33-18-110	J16CR-U
ZZS1-18-110	XU22EPR-U
ZZS2-18-110	XU22EPR-U
ZZS4-18-110	J16CR-U
MAZDA MOTORSPORTS DENSO	
0000-10-10GV	W31ES-ZU
0000-10-11GV	W34ES-ZU
0000-10-8GV	W24ES-ZU
0000-10-9GV	W27ES-ZU
0000-10-BKR7	K22PR-U11
0000-10-R105	IRE01-32
0000-10-R11	IRE01-34
0000-10-R115	IRE01-35
0000-10-R540-08	K24PR-ZU
0000-10-R540-09	IK01-27
IA11-18-110	IXU22
JE43-18-110	IK20
JE44-18-110	IK20
MERCEDES-BENZ DENSO	
002.159.18.03	W22EP-U
002.159.22.03	W16EP-U
002.159.24.03	W20EP-U
002.159.27.03	W22EP-U
002.159.28.03	W20EP-U
002.159.29.03	W16EP-U
002.159.31.03	W16EP-U
002.159.41.03	W20EP-U
002.159.42.03	W20EP-U
002.159.48.03	W16EP-U
002.159.49.03	T20EP-U
002.159.56.03	T20EP-U
002.159.57.03	T16EP-U
002.159.58.03	T16EP-U
002.159.64.03	T22EP-U
002.159.65.03	T22EP-U
002.159.68.03	T20EP-U
002.159.69.03	T20EP-U
002.159.76.03	T16EP-U
002.159.77.03	Q16P-U11
003.159.04.03	T16EP-U

MERCEDES-BENZ	DENSO
003.159.05.03	T16EP-U
003.159.06.03	T20EP-U
003.159.07.03	T20EP-U
003.159.08.03	T22EP-U
003.159.10.03	W16EP-U
003.159.11.03	W16EP-U
003.159.12.03	W20EP-U
003.159.13.03	W20EP-U
003.159.14.03	W22EP-U
003.159.16.03	Q20P-U
003.159.23.03	T20EP-U
003.159.24.03	T20EP-U
003.159.25.03	T22EP-U
003.159.26.03	W20EP-U
003.159.27.03	W16EP-U
003.159.28.03	T16EPR-U
003.159.29.03	W16EP-U
003.159.30.03	Q16P-U11
003.159.31.03	Q20P-U
003.159.33.03	T22EP-U
003.159.34.03	T20EP-U
003.159.35.03	T20EP-U
003.159.36.03	T16EP-U
003.159.37.03	Q16P-U11
003.159.40.03	T16EP-U
003.159.41.03	T16EP-U
003.159.42.03	Q16P-U11
003.159.45.03	W20EP-U
003.159.46.03	W16EP-U
003.159.47.03	W16EP-U
003.159.53.03	Q20P-U
003.159.54.03	Q16P-U11
003.159.56.03	W22EP-U
003.159.57.03	W20EP-U
003.159.58.03	W22EP-U
003.159.59.03	T22EP-U
003.159.60.03	Q20P-U
003.159.66.03	PK16PR-L11
003.159.68.03	Q16P-U11
003.159.71.03	Q16P-U11
003.159.75.03	K20PBR-S10
003.159.76.03	K20PBR-S10
003.159.78.03	K20PR-U
003.159.81.03	PK16PR-L11
003.159.96.03	SK16PR-A11
003.159.97.03	SK20PR-L9
mitsubishi DENSO	
M04671057	K20PR-U
M05269556	W20EPR-U
M05269897	W20EPR-U
M05269899	W20EXR-U13
MD313443	PK20PR-L11
MD314766	K22TMR11
MD319586	K22TMR11
MD320543	K22TMR11
MD321150	K20TNR
MD322771	PK20PR11
MD336367	VKB20
MD338991	P22PR8
MD343244	P22PR8
MD343277	P20PR8
MD348296	VKB16
MD350291	K20PR-U11
MD355067	VKA20
MD357531	P20PR-P8
MD358202	KJ20CR-U11
MD358203	KJ20CR11
MD360019	VKB20
MD360383	VKB16
MD361067	SK16PR-A11
MD362098	KJ16CR-U11
MD362902	VKA16
MD363621	KJ16CR-U11
MD366819	VKB16

MITSUBISHI	DENSO
MD371434	S22PR-A7
MD371435	S22PR-A7
MD372553	SK16PR-A11
MD372588	SK20PR-A11
MD373645	SK20PR-A11
MD374841	S22PR-A7
MD851332	PK20PR11
MN163807	K20PSR-B8
MR984943	SK20PR-A8
MS343277	P20PR8
MS851021	W14EP-U
MS851022	W16EP-U
MS851023	W20EP-U
MS851024	W22EP-U
MS851025	W24EP-U
MS851026	W14EP11
MS851027	W16EP-U11
MS851028	W20EP-U11
MS851029	W22EP-U11
MS851097	W16EX-U (A)
MS851098	W20EX-U (A)
MS851101	W14EX-U
MS851102	W16EX-U
MS851104	W20EX-U
MS851106	W14EX-U11
MS851107	W16EX-U11
MS851108	W20EX-U11
MS851126	W20EPR-U
MS851174	W22ESR-U
MS851182	W16EPR-U
MS851182	W16EP-U
MS851183	W20EP-U
MS851187	W16EP-U11
MS851188	W20EP-U11
MS851189	W22EP-U11
MS851232	W16EPR-U
MS851233	W20EPR-U
MS851234	W22EPR-U
MS851237	W16EPR-U11
MS851238	W16EPR-U11
MS851239	W22EPR-U11
MS851243	W16EX-U
MS851253	W20EP-S11
MS851254	W22EP-S11
MS851272	W16EPR-S11
MS851273	W20EPR-S11
MS851274	W22EPR-S11
MS851283	W20EP-U
MS851292	P20PR-S11
MS851302	P20PR11
MS851316	XU20EPR-U
MS851317	XU22EPR-U
MS851328	XU24EPR-ZU
MS851332	PK20PR11
MS851335	PK16PR-P11
MS851336	PK20PR-P11
MS851346	PK20PR-P8
MS851347	PK22PR8
MS851352	K20P-U
MS851357	K16PR-U11
MS851358	K20PR-U11
MS851359	K22PR-U11
MS851361	K16P-U11
MS851362	K20PR-U11
MS851363	K22PR-U11
MS851368	K20PR-U
MS851377	K16PR-U11
MS851378	K20PR-U11
MS851379	K22PR-U11
MS851402	W16EPR-U
MS851403	W20EPR-U
MS851407	W16EPR-U11
MS851408	W20EPR-U11
MS851409	W22EPR-U11
MS851411	W14EPR-U

MITSUBISHI	DENSO
MS851412	W16EPR-U
MS851413	W20EPR-U
MS851414	W22EPR-U
MS851417	W16EPR-U11
MS851418	W20EPR-U11
MS851419	W22EPR-U11
MS851428	W20EP-S11
MS851429	W22EP-S11
MS851432	W16EP-U11
MS851433	W20EP-U11
MS851434	W22EP-U11
MS851435	W16EP-U11
MS851437	W16EP-U
MS851438	W20EP-U
MS851439	W22EP-U
MS851447	W20EPR-S11
MS851448	W16EPR-S11
MS851449	W22EPR-S11
MS851454	W22ESR-U
MS851463	P20PR-S11
MS851472	P16PR11
MS851473	P20PR11
MS851486	XU20EPR-U
MS851487	XU22EPR-U
MS851497	XU22EPR-ZU
MS851498	XU24EPR-ZU
MS851501	PK16PR-P11
MS851502	PK20PR-P11
MS851506	PK20PR-P8
MS851544	W22EP-U
MS851550	W22EPR-U11
MS851552	W16EPR-U11
MS851554	W22EPR-U
MS851710	W14EPR-U
MS851722	K20P-U
MS851727	K16PR-U11
MS851728	K20PR-U11
MS851729	K22PR-U11
MS851732	K20P(R)-U11
MS851737	K16PR-U
MS851738	K20PR-U
MS851783	K22TMR11
MS851792	W20ETR-L8
MS851793	W22ETR-L8
MS851861	PK20PR-P8
MS851872	K22TMR11
MS851881	W20ETR-L8
MS851882	W22ETR-L8
MZ602020	IK16
MZ602021	IK20
MZ602022	IK22
MZ602023	IK24
MZ602024	IK27
MZ602025	IK31
MZ602026	IQ16
MZ602027	IQ20
MZ602028	IQ22
MZ602029	IQ24
MZ602030	IQ27
MZ602031	IQ31
MZ602032	IW16
MZ602033	IW20
MZ602034	IW22
MZ602035	IW24
MZ602036	IW27
MZ602037	IXU22
MZ602038	IXU24
MZ602039	IXU27
MZ602040	VK16
MZ602041	VK20
MZ602042	VK22
MZ602043	VQ16
MZ602044	VQ20
MZ602045	VQ22
MZ602046	VW16

MITSUBISHI	DENSO
MZ602047	VW20
MZ602048	VW22
MZ602049	VXU22
MZ602050	VXU24
MOTORCRAFT	DENSO
A11	W9-U
A11NX	W14M-US
A11X	W9-U
A21X	W24S-U
A22	W20P-U
A22NX	W22MP-US
A2NX	W22M-US
A32	W20P-U
A3NX	W22M-US
A3X	W20S-U
A42	W16P-U
A5	W16S-U
A52	W14P-U
A5X	W16S-U
A7	W14-US
A7LM	W14LM-US
A7NX	W20M-US
A7X	W14-US
A82	W9P-U
A9	W9-U
A901	W27S-U
A9X	W9-U
AE091	W27FS-ZU
AE1C	W22FS-U
AE1X	W22FS-U
AE22	W22FP-U
AE22C	W20FP-U
AE23	IWF24
AE2C	W22FS-U
AE2C	TR22
AE2X	W22FS-U
AE3	W20FS-U
AE32	W20FP-U
AE32C	W20FP-U
AE3C	W20FS-U
AE3X	W20FS-U
AE4	W16FS-U
AE42	W16FP-U
AE42C	W16FP-U
AE4X	W16FS-U
AE6	W14F-U
AE62	W9FP
AE901	W24FS-U
AE901X	W24FS-U
AE903	IWF27
AER22C	W22FPR-U
AER32	W20FPR-U
AER4	W16FSR
AER6	W14FR-U
AES4C	W16FS-U
AF22	T20P-U
AF32	T20P-U
AF3NX	T22M-U
AF42	T16P-U
AF52	T16P-U
AF5NX	T20M-U
AF701	ITF27
AF901	ITF24
AG1	W24ES-U
AG12	W24EP-U
AG12C	W24EP-U
AG1C	W24ES-U
AG1X	W22ES-U
AG2	W22ES-U
AG203	IW34
AG22	W22EP-U
AG22C	W22EP-U
AG22CT	W20EPB
AG23	IW24

MOTORCRAFT	DENSO
AG2C	W22ES-U
AG2X	W22ES-U
AG3	W20ES-U
AG303	IW34
AG32	W20EP-U
AG32C	W20EP-U
AG32CT	W20EPB
AG32CT1	W20EPB
AG34	W20EX-U
AG3C	W20ES-U
AG3X	W20ES-U
AG4	W16ES-U
AG403	IW31
AG42C	W16EP-U
AG44CU	W16EX-U
AG5	W16ES-U
AG52	W14EP-U
AG54	W14EX-U
AG603	IW27
AG701	W27ES-U
AG701C	W27ES-U
AG701X	W27ES-U
AG82	W9EP
AG9	W14E
AG901	W24ES-U
AG901C	W24ES-U
AG901CU	W24ES-U
AG901X	W24ES-U
AG902	W24EP-U
AG903	IW27
AGF12C	T22EP-U
AGF22	T20EP-U
AGF22C	T20EP-U
AGFS22C1	T20EP-U
AGFS22FE13J	IT20
AGFS22C1	T20EP-U
AGN42	W16EX-U
AGP12C	Q22P-U
AGP22C	Q20P-U
AGP22CD	Q20P-U
AGPR12C	Q22PR-U
AGPR12P	K20PR-ZU11
AGPR12P1	K20PR-ZU11
AGPR12PP	PK20PR-P11
AGPR12PP11	PK20PR-P11
AGPR12PP8	PK20PR-P8
AGPR22C	Q20PR-U
AGPR22C1	Q20PR-U11
AGPR22CD	Q20PR-U
AGPR22CD1	Q20PR-U11
AGPR22P	K20PR-ZU11
AGPR22P1	K20PR-ZU11
AGPR22PP	PK20PR11
AGPR22PP8	PK20PR-P8
AGPR22PPJ	PK20PR11
AGPR32C	Q20PR-U
AGPR32C1	Q20PR-U11
AGPR32CD	Q20PR-U
AGPR32CD1	Q20PR-U11
AGPR32PD	PK16PR-P11
AGPR601P	IK31
AGPR701C	K27PR-ZU
AGPR702C	K27PR-ZU
AGPR901C	K24PR-ZU
AGPR901C1	K24PR-ZU
AGPR902C	K24PR-ZU
AGPR902C1	K24PR-U11
AGPR902P	K22PR-ZU
AGR12	W24EPR-U
AGR12C	W24EPR-U
AGR16C	W25EBR
AGR21	W20ESR-U
AGR22	W22EPR-U
AGR22C	W22EPR-U
AGR2C	W22ESR-U

MOTORCRAFT	DENSO
AGR31	W20ESR-U
AGR32	W20EPR-U
AGR32C	W20EPR-U
AGR34CU	W20EXR-U
AGR34CU11	W20EXR-U11
AGR42	W16EPR-U
AGR42C	W16EPR-U
AGR44C1	W16EXR-U11
AGR44CU	W16EXR-U
AGR47CU11	J16AR-U11
AGRS2	W14EPR-U
AGRS2-6	W14EXR-U15
AGRF12C	T20EPR-U
AGRF22	T20EPR-U
AGRF22-6	T20EPR-U15
AGRF22C	T20EPR-U
AGRF22C1	T20EPR-U
AGRF22CD	T20EPR-U
AGRF22PP	PT16EPR-L13
AGRF32-6	T16EPR-U15
AGRF32C1	T16EPR-U
AGRF42	T16EPR-U
AGRF42C1	T16EPR-U
AGRF42C-6	T16EPR-U15
AGS32C	W16EXR-U
AGS32C1	W16EXR-U11
AGSF22C	T20EPR-U
AGSF22FCM	PT16EPR-L13
AGSF22FM1	PT16EPR-L13
AGSF22IPJ	IT20
AGSF22PP	PT16EPR-L13
AGSF22PPJ	IT20
AGSF24C	T20NR-U11
AGSF32PM	PT16EPR-L13
AGSF34C	T20NR-U11
AGSF42	T16EPR-U
AGSP32PP	PK16R11
AGSP33C	KJ16CR11
AL11	W14L
AL5	W16LS
AL5X	W16LS
AL7	W14L
AL7C	W14L
AL7X	W14L
AL9	W14L
AL9X	W14L
AR31	W20SR-U
AR32	W20PR-U
AR42	W16PR-U
AR42-6	W16PR-U
AR52	W14PR-U
AR52-6	W14PR-U
AR82	W9PR-U
AR82-6	W9PR-U
AR82-8	W9PR-U
ARF22	T20PR-U
ARF22C	T20PR-U
ARF3	T20R-U
ARF32	T20PR-U
ARF32-6	T20PR-U15
ARF32C-6	T20PR-U15
ARF3-6	T20R-U
ARF3C	T20R-U
ARF4	T20R-U
ARF42	T16PR-U
ARF42-6	T16PR-U15
ARF42-8	T16PR-U15
ARF42C-6	T16PR-U15
ARF4-6	T20R-U
ARF52	T16PR-U
ARF52-6	T16PR-U15
ARF52-8	T16PR-U15
ARF6	T16R-U
ARF62	T14PR-U
ARF62-6	T14PR-U15

MOTORCRAFT	DENSO
ARF8	T16R-U
ARF8-6	T16R-U15
ARL5	W16LS
ARL8	W14L
AS42C	W20PR-U
AS4C	W20SR-U
ASS2C	W16PR-U
ASF32	T20PR-U
ASF32C	T20PR-U
ASF32C-6	T20PR-U15
ASF32M	T20PR-U
ASF32P	ITF20
ASF42	T16PR-U
ASF42C	T16PR-U
ASF42C-6	T16PR-U15
ASF42P	ITF16
ASF52	T16PR-U
ASF52C	T16PR-U
AT1	W27S-U
AT10	W9-U
AT2	W24S-U
AT3	W20S-U
AT4	W16S-U
AT42	W14-US
AT6	W14-US
AT8	W14-US
ATL3	W16LS
ATL4	W16LS
ATL8	W14L
AV091X-4	W27FS-U10
AV1X	W22FS-U
AV23	W24FS-ZU
AV2X	W20FS-U
AV4	W16FS-U
AV6	W14F-U
AV701CU10	W27FS-U10
AV903	W24FS-U
AVKO	SF-50
AVKOD	SF-51
AVZKO	SF-10
AWRF32	T20EPR-U
AWRF32-5	T20EPR-U15
AWRF42	T16EPR-U
AWSF22C	T20EPR-U
AWSF22FM	PT16EPR-L13
AWSF22FS	PT16EPR-L13
AWSF24	T20NR-U11
AWSF24C	T20NR-U11
AWSF32	T20EPR-U
AWSF32C	T20EPR-U
AWSF32E	PT16EPR-L13
AWSF32EE	PT16EPR-L13
AWSF32EG	PT16EPR-L13
AWSF32F	PT16EPR-L13
AWSF32FM	PT16EPR-L13
AWSF32P	PT16EPR-L13
AWSF32PM	PT16EPR-L13
AWSF32PP	PT16EPR-L13
AWSF34	T20NR-U11
AWSF34C	T20NR-U11
AWSF42	T16EPR-U
AWSF42C	T16EPR-U
AWSF42C-6	T16EPR-U15
AWSF42EE	PT16EPR-L13
AWSF42P	PT16EPR-L13
AWSF42PP	PT16EPR-L13
AWSF44	T16NR-U11
AWSF44C	T16NR-U11
AWSF52	T16EPR-U
AWSF52C	T16EPR-U
AWSF54	T16NR-U11
AWSF54C	T16NR-U11
AWSF32C	T20EPR-U
AYFS092FEC	ITV24

MOTORCRAFT	DENSO
AYFS22C	T16VR-U10
AYFS22CB	T16VR-U10
AYFS22FE1J	ITV20
AYFS22FPM	PT16VR13
AYFS22PP	PT16VR13
AYFS22PP1	PT16VR13
AYFS32CJ	T16VR-U10
AYRF22PP	PT16VR13
AZ2	W24S-U
AZ3	W20S-U
AZ9	W9-U
AZFS22C	T16VR-U10
AZFS22FE	PT16VR13
AZFS22PP	PT16VR13
AZFS32FE	PT16VR13
B2W	M24S
B3W	M22
B3X	M22
B4X	M22
B6W	M17
B8X	L14-U
BF22	MA20P-U
BF22C	MA20P-U
BF22CX	MA20P-U
BF22X	MA20P-U
BF32	MA20P-U
BF32C	MA20P-U
BF32X	MA20P-U
BF42	MA16P-U
BF42C	MA16P-U
BF82	MA16P-U
BF82C	MA16P-U
BF92	MA9P-U
BRF22	MA20PR-U
BRF22C	MA20PR-U
BRF22CX	MA20PR-U
BRF22X	MA20PR-U
BRF31	MA20PR-U
BRF31-4	MA20R-U
BRF32	MA20PR-U
BRF32C	MA20PR-U
BRF32C1	MA20PR-U
BRF32X	MA20PR-U
BRF42	MA16PR-U
BRF6	MA16PR-U
BRF82	MA16PR-U
BSF3	MA20PR-U
BSF31	MA20PR-U
BSF31-4	MA20R-U
BSF42	MA16PR-U
BSF42C	MA16PR-U11
BSF44C	MA20PR-U
BSF44P	MA20PR-U
BSF6	MA16PR-U
BSF82	MA16PR-U
BSF92	MA9PR-U
BT10	L14-U
BT2	M24S
BT3	M22
BT4	M22
BT6	M17
BT8	M14
BT9	M14
BTF31	MA20P-U
BTF42	MA16P-U
BTF6	MA16P-U
BTRF42	MA16PR-U
BTS8	L14-U
HG2	X24ES-U
HG22	X24EP-U9
HG22C	X24EP-U9
HV2	X24FS-U
HV22	X20FS-U
HV3	X20FS-U
PTR6F-13	IT20

MOTORCRAFT	DENSO
PV2	U22FS-U
PV3	U20FS-U
VW16R-A13	VW16R-A13
NGK	DENSO
A5FS	MA16PR-U
A6	M17
A6FS	MA20PR-U
A7	M22
A8	M24S
AB-2	M14
AB-6	MW17
AB-7	M22
AP4FS	MA9P-U
AP5FS	MA16PR-U
AP6F	MA20P-U
AP6FS	MA20P-U
AP6F-VG	MA20P-U
APR5FS	MA16PR-U
APR5FS-11	MA16PR-U11
APR5FS-15	MA16PR-U11
APR6F	MA20PR-U
APR6FS	MA20PR-U
APR6F-VG4	MA20PR-U
AR5FS	MA16PR-U
AR6	L14-U
AR6FS	MA20PR-U
AR6FS-11	MA20R-U
B2	W9-U
B2-10	W9-U
B2LM	W9LM-US
B4	W14-US
B4-10	W14-U10
B4ES	W14E
B4H	W14F-U
B4H-10	W14F-U10
B4HS	W14F-U
B4L	W14L
B4LM	W14LM-US
B5EB	W16ESR-U
B5EB-11	W16ESR-U
B5ES	W16ES-U
B5ES11	W16ES-U
B5EV	IW16
B5HS	W16FS-U
B5HS-15	W16FS-U
B5S	W16S-U
B6EB	W20ES-U
B6EB-11	W20ESR-U
B6EB-L11	W21ESR-L11
B6ECS	W20ES-U
B6EFS	T20EP-U
B6EM	W20EAR
B6ES	W20ES-U
B6ES-11	W20ES-U
B6EV	IW20
B6EVX	IW20
B6FS	T20R-U
B6HS	TR20
B6HS	W20FS-U
B6HS10	W20FS-U
B6HSA	W20FR-L
B6HV	W20FS-ZU
B6HVX	W20FS-ZU
B6L	W16LS
B6S	W20S-U
B7EB	W22ESR-U
B7EB-11	W22ESR-U
B7ECS	W22ES-U
B7EG	W22ES-ZU
B7EM	W22EAR
B7ES	W22ES-U
B7ES-11	W22ES-U
B7ET	W22EBR
B7EV	W22ES-ZU

NGK	DENSO
B7EVX	W22ES-ZU
B7HCS	TR22
B7HCS	W22FS-U
B7HS	TR22
B7HS	W22FS-U
B7HS-10	TR22-10
B7HV	W22FS-ZU
B7HVX	W22FS-ZU
B7S	W22S-U
B8SEGP	IW24
B8SEGV	W27ES-ZU
B8ECS	W24ES-U
B8EFS	IT24
B8EG	W24ES-V
B8EGP	IW01-24
B8EGV	W24ES-ZU
B8EM	W25EAR
B8EMV	W25EBR
B8EN	IW24
B8EP	IW24
B8ES	W24ES-U
B8ES-11	W24ES-U
B8ET	W25EBR
B8EV	W24ES-ZU
B8EVX	W24ES-ZU
B8HCS	W24FS-ZU
B8HCS	TR24
B8HCS-10	W24FS-ZU
B8HS	W24FS-U
B8HS-10	W24FS-U10
B8HSA	W24FR-L
B8HV	W24FS-ZU
B8HVX	W24FS-ZU
B8S	W24S-U
B8X	L14-U
B9SEG	W29ES-V
B9SEGP	IW01-29
B9SEGV	W29ES-ZU
B9SEN	IW31
B9SEP	IW29
B9ECS	W27ES-C
B9EFS	IT27
B9EG	W27ES-ZU
B9EGV	IW27
B9EGV	W27ES-ZU
B9EM	W27EBR
B9EN	IW27
B9EP	IW27
B9ES	W27ES-U
B9EV	W27ES-ZU
B9EVX	W27ES-ZU
B9HCS	W27FS-ZU
B9HCV	W27FS-ZU
B9HN	IWF27
B9HP	IWF27
B9HS	W27FS-U
B9HS-10	W27FS-U10
B9HV	W27FS-ZU
B9HVX	W27FS-ZU
B9S	W27S-U
B10	W31S-U
B10ECS	W31ES-ZU
B10EG	W31ES-ZU
B10EGP	IW31
B10EGV	W31ES-ZU
B10EN	IW31
B10EP	IW31
B10ES	W31ES-U
B10EV	W31ES-ZU
B10EVX	W31ES-ZU
B10H	W31FS
B10HS	W31FS
B10HV	W31FS-ZU
B10HVX	W31FS-ZU
B10S	W31S-U

NGK	DENSO
B10SEGP	IW01-32
B10SEGV	IW01-32
B10SEP	IW01-32
B11EG	W34ES-ZU
B11EGP	IW34
B11EGV	IW01-34
B11EGV	W34ES-ZU
B11EGV	W34ES-ZU
B11EN	IW34
B11EP	IW34
BC6ES	W20ES-U
BC9ECS	IQ27
BCP4ES	Q14R-U11
BCP4ES-11	Q14R-U11
BCP5E	Q16P-U11
BCP5E-11	Q16P-U11
BCP5ES	Q16P-U11
BCP5ES-11	Q16P-U11
BCP5ET	K20PBR
BCP5EV	IQ16
BCP5EV	Q16PR-ZU11
BCP5EV-11	Q16PR-ZU11
BCP5EVX	Q16PR-ZU11
BCP5EVX-11	Q16PR-ZU11
BCP5EY	Q16R-U
BCP5EY-11	Q16R-U11
BCP6E	Q20P-U
BCP6E-11	Q20PR-U11
BCP6ES	Q20P-U
BCP6ES-11	Q20PR-U11
BCP6ET	K20PBR
BCP6EV	IQ20
BCP6EV	Q20PR-ZU11
BCP6EV-11	Q20PR-ZU11
BCP6EVX	Q20PR-ZU11
BCP6EVX-11	Q20PR-ZU11
BCP7E	Q22PR-U
BCP7E-11	Q22PR-U11
BCP7ES	Q22PR-U
BCP7ES-11	Q22PR-U11
BCP7ET	K22PB
BCP7EV	IQ22
BCP7EV	Q22PR-ZU
BCP7EV-11	Q22PR-ZU
BCP7EVX	Q22PR-ZU
BCPR4ES	Q14R-U11
BCPR4ES-11	Q14R-U11
BCPR4EY	Q14R-U11
BCPR4EY-11	Q14R-U11
BCPR5E	Q16PR-U
BCPR5E-11	Q16PR-U11
BCPR5EGP	Q16PR-ZU11
BCPR5EIX	IQ16
BCPR5EIX-11	Q16PR-ZU11
BCPR5EIX-11	IQ16
BCPR5EIX-11P	PQ16R
BCPR5EP-11	PQ16R
BCPR5EP-13	PQ16R13
BCPR5EP-8	PQ16R8
BCPR5EP-N11	PQ16R-P11
BCPR5ES	Q16PR-U
BCPR5ES-11	Q16PR-U11
BCPR5ET	K20PBR
BCPR5EVX-11	Q16PR-ZU11
BCPR5EY	Q16R-U
BCPR5EY-11	Q16R-U11
BCPR5EY-N-11	Q16PR-U11
BCPR6E	Q20PR-U
BCPR6E-11	Q20PR-U11
BCPR6ED	QL20PR-U
BCPR6EGP	Q20PR-ZU11
BCPR6EIX	IQ20
BCPR6EIX-11	Q20PR-ZU11
BCPR6EIX-11P	PQ20R

NGK	DENSO
BCPR6EKD	QL20TR-S
BCPR6EP-11	PQ20R
BCPR6EP-13	PQ20R13
BCPR6EP-8	PQ20R8
BCPR6EP-N-11	PQ20R-P11
BCPR6EP-N-8	PQ20R-P8
BCPR6ER	K20TXR
BCPR6ES	Q20PR-U
BCPR6ES-11	Q20PR-U11
BCPR6ET	K20PBR
BCPR6EVX-11	Q20PR-ZU11
BCPR6EY	Q20R-U
BCPR6EY-11	Q20R-U11
BCPR6EY-N-11	Q20PR-U11
BCPR7E	Q22PR-U
BCPR7E-11	Q22PR-U11
BCPR7EIX	IQ22
BCPR7EKD	QL22TR-S
BCPR7ER	K20TXR
BCPR7ES	Q22PR-U
BCPR7ES-11	Q22PR-U11
BCPR7ET	K22PBR-S
BCPR7EVX-11	Q22PR-ZU
BCPR7EY	Q22PR-U
BCPR7EY-11	Q22PR-U11
BCPR7EY-N-11	Q22PR-U11
BCPR8EVX-11	Q24PR-ZU
BCPR9ES-11	IQ27
BCR7ES	Q22PR-U
BCR8ES	Q24PR-ZU
BCRES27Y	QJ16AR-U
BCRES27Y-11	QJ16AR-U11
BE527Y-11	J16A-U11
BE529Y-11	J16BR-U11
BK5E	K16PR-U
BK5E-11	K16P-U11
BK5EKU	K20TXR
BK5ES	K16PR-U
BK5ESZ	K16PR-U
BK6E	K20PR-U
BK6E-11	K20P-U11
BK6EK-N11	K20TM11
BK6EKU	K20TXR
BK7E	K22PR-U
BK7E-11	K22PR-U11
BK7EK-N11	K22TMR11
BK7EKU	K22TNR-S
BKR5E	K16PR-U
BKR5E-11	K16PR-U11
BKR5E-N-11	K16PR-L11
BKR5EGP	K16PR-ZU11
BKR5EIX	IK16
BKR5EIX-11	K16PR-ZU11
BKR5EIX-11P	VK16PRZ11
BKR5EIX-P	VK16PRZ11
BKR5EK	K20TXR
BKR5EK-11	K16TR11
BKR5EKB11	K16TR11
BKR5EKC	K16TNR-S9
BKR5EKC9	K16TNR-S9
BKR5EKP-11	PK16TR11
BKR5EKP-13	PK16TR13
BKR5EKU	K20TXR
BKR5EKUC	VKA16
BKR5EKUD	VKA16
BKR5EKUP	PK16TR11
BKR5EN-11	K16PR-L11
BKR5EP-11	PK16R11
BKR5EP-13	PK16R11
BKR5EP-8	PK16R8
BKR5ES	K16PR-U
BKR5ES-11	K16PR-U11
BKR5ESZA	K16PR-U
BKR5ETUA	VKA16
BKR5EVX	K16PR-ZU11

NGK	DENSO
BKR5EVX-11	K16PR-ZU11
BKR5EVXA-13	K16PR-ZU11
BKR5EY	K16R-U
BKR5EY-11	K16R-U11
BKR5EYA	K16R-U
BKR5EYA-11	K16R-U11
BKR5EZ	K16PR-U
BKR6E	K20PR-U
BKR6E-11	K20PR-U11
BKR6E-N-11	K20PR-L11
BKR6EGP	K20PR-ZU11
BKR6EIX	K20PSR-B8
BKR6EIX-11	K20PR-ZU11
BKR6EIX-11P	VK20PRZ11
BKR6EIX-LPG	VK20T
BKR6EIX-P	SVK20RZ8
BKR6EK	K20TXR
BKR6EKB-11	K20TR11
BKR6EKC	K20TNR
BKR6EKC-N	K20TMR8
BKR6EKC-N11	K20TMR11
BKR6EKE	K20TXR
BKR6EKPA	PK20PTR-S9
BKR6EKP-11	PK20TR11
BKR6EQU	K20TXR
BKR6EKUB	K20TXR
BKR6EKUC	VKA20
BKR6EKUD	VKA20
BKR6EKUE	K20TXR
BKR6EN-11	K20PR-L11
BKR6EP-11	PK20R11
BKR6EP-13	PK20R13
BKR6EP-8	PK20R8
BKR6EP-N-11	PK20PR-L11
BKR6EP-N-8	PK20PR-P8
BKR6EPA-8	PK20GR8
BKR6EQUA	K20TXR
BKR6EQUB	K20TXR
BKR6EQU	K20TXR
BKR6ES	K20PR-U
BKR6ES-11	K20PR-U11
BKR6ETA-10	K20PBR-S10
BKR6EVX	K20PR-ZU11
BKR6EVX-11	K20PR-ZU11
BKR6EVXA-11	K20PR-ZU11
BKR6EVXA-13	K20PR-ZU11
BKR6EY	K20R-U
BKR6EY-11	K20R-U11
BKR6EYA	K20R-U
BKR6EYA-11	K20R-U11
BKR6EZ	K20PR-U
BKR6EZB	K20PR-U11
BKR7E	K22PR-U
BKR7E-11	K22PR-U11
BKR7E-N11	K22PR-L11
BKR7EIX	IK22
BKR7EIX-11	IK22
BKR7EIX-P	VK22
BKR7EIX-PS	VK22
BKR7EK-N-11	K22TMR11
BKR7EK	K22TNR-S
BKR7EKC-N	K22TNR-S
BKR7EKC-N-11	K22TMR11
BKR7EQU	K22TNR-S
BKR7EN-11	K22PR-L11
BKR7EQU	PK22PR-L11S
BKR7ES	K22PR-U
BKR7ES-11	K22PR-U11
BKR7EVX	K22PR-ZU
BKR7EVX-11	K22PR-ZU
BKR7EY	K22PR-U
BKR7EY-11	K22PR-U11
BKR8E-11	K24PR-U11
BKR8EIX	IK24
BKR9EIX	IK27

NGK	DENSO
BKUR5E11	K16PR-SU11
BKUR5EK9	K16TNR-S9
BKUR5ET	K16TNR-S9
BKUR5ET-10	K16PBR-S10
BKUR6E11	K20PR-SU11
BKUR6EK	K20TNR-S
BKUR6EK9	K20TNR-S9
BKUR6EKPA	PK20PTR-S9
BKUR6ET	K20PBR-S10
BKUR6ET-10	K20PBR-S10
BKUR6ETB	K20BR-S10
BKUR6ETB-10	K20BR-S10
BKUR7E11	K22PR-ZU
BKUR7EK	K22TNR-S
BKUR7ET	K22PBR-S
BM4A	W14M-US
BM6	W20M-US
BM6A	W20M-US
BM6F	T20M-U
BM7	W22M-US
BM7A	W22M-US
BM7F	T22M-U
BMR2A	W9LMR-US
BMR2A-10	W9LMR-US
BMR4A	W14MR-U
BMR6A	W20MR-U
BMR6F	T20M-U
BMR7A	W22M-US
BP10EV	IW31
BP2E	W9EP
BP2ES	W9EP
BP2H	W9FP-UL
BP2HA	W9FP-UL
BP2HS	W9FP-UL
BP4	W14P-U
BP4E	W14EP-U
BP4ES	W14EP-U
BP4ES-11	W14EP-U
BP4ES-13	W14EXR-U13
BP4ES-L11	W14EX-U11
BP4EY	W14EX-U
BP4EY-11	W14EX-U11
BP4FS	T14PR-U
BP4H	W14FP-UL
BP4HA	W14FP-UL
BP4HM10	W14FP-UL10
BP4HS	W14FP-UL
BP4HS-10	W14FP-UL10
BP4HSA	W14FP-UL
BP5E	W16EP-U
BP5EA	W14EX-U
BP5EA-11	W14EX-U11
BP5EA-13	W14EXR-U13
BP5EA-L	W16EX-U
BP5EA-L-11	W16EX-U11
BP5EFS	T16EPR-U
BP5EFS-13	T16EPR-U15
BP5EJ	J16AY
BP5EKA	W16ETR-S
BP5EKN	W16ETR-S
BP5EQ13	W16EP-U11
BP5ES	W16EP-U
BP5ES-11	W16EP-U11
BP5ES-L	W16EP-U
BP5ES13	W16EX-U13
BP5ESA	W16EP-U
BP5ESZ	W16EP-U
BP5ET	W16EPB10
BP5ET-10	W16EPB10
BP5EV	W16EXR-ZU
BP5EVX	W16EXR-ZU
BP5EVX-11	W16EXR-ZU
BP5EY	W16EX-U
BP5EY-11	W16EX-U11
BP5EZ	W16EP-U

NGK	DENSO
BP5F	T16P-U
BP5FS	T16P-U
BP5HA	W16FP-UL
BP5HM	W16FP-UL
BP5HS	W16FP-U
BP5HS-10	W16FP-U10
BP5S	W16P-U
BP6E	W20EPR-U
BP6EA	W20EX-U
BP6EA-11	W20EX-U11
BP6EF	T20EP-U
BP6EF-13	T20EP-U15
BP6EFS	T20EP-U
BP6EFS-13	T20EP-U15
BP6EJ	J20AY
BP6EK	W20ETR-L
BP6EKA	W20ET-S
BP6EKN	W20ETR-L
BP6EQ13	W20EP-U11
BP6ES	W20EPR-U
BP6ES-11	W20EP-U11
BP6ES-13	W20EP-U11
BP6ES-A	W20EPR-U
BP6ESZ	W20EPR-U
BP6ET	W20EPB
BP6ET	W20EPB
BP6EV	W20EPR-ZU
BP6EVX	IW20
BP6EVX	W20EPR-ZU
BP6EVX-11	W20EPR-ZU11
BP6EY	W20EX-U
BP6EY-11	W20EX-U11
BP6EZ	W20EPR-U
BP6F	T20P-U
BP6FS	T20P-U
BP6H	W20FP-U
BP6HK	W20FP-L
BP6HS	W20FP-U
BP6HS-10	W20FP-U10
BP6HSA	W20FP-L
BP6HV	W20FS-ZU
BP6HVX	W20FS-ZU
BP6S	W20P-U
BP7E	W22EP-U
BP7EFS	T22EP-U
BP7EFVX	IT22
BP7EKN	W22ETR-L
BP7EQ-13	W22EP-U11
BP7ES	W22EP-U
BP7ES-11	W22EP-U11
BP7ET	W22EPB
BP7EV	W22EPR-ZU
BP7EVX	IW22
BP7EVX	W22EPR-ZU
BP7EVX-11	W22EPR-ZU
BP7EY	W22EX-U
BP7EY-11	W22EX-U
BP7FS	ITF22
BP7HS	W22FP-U
BP7HS-10	W22FP-U10
BP7HV	W22FS-ZU
BP7HVX	W22FS-ZU
BP8ES	W24EP-U
BP8ES-11	W24EP-U
BP8EV	IW24
BP8EVX	IW24
BP8FS	ITF24
BP8HN-10	W24FPR-U10
BP8HS	W24FP-U
BP8HS-10	W24FPR-U10
BP8HS-15	W24FPR-U10
BP8HSA	W24FPR-L
BP9ES	IW27
BP9EV	IW27
BPM4A	W14MP-U10

NGK	DENSO
BPM4A-10	W14MP-U10
BPM6A	W20MP-U
BPM6A-10	W20MP-U10
BPM6F	T20MP-U
BPM6Y	W20MP-U
BPM7	W22MP-US
BPM7A	W22MP-US
BPM7F	T22MP-U
BPM7Y	W22MP-US
BPMR4A	W14MPR-U10
BPMR4A-10	W14MPR-U10
BPMR6A	W20MPR-U10
BPMR6A-10	W20MPR-U10
BPMR6F	T20MP-U
BPMR6Y	W20MPR-U10
BPMR7A	W22MPR-U
BPR2E	W9EXR-U
BPR2ES	W9EXR-U
BPR2HS	W9FP-UL
BPR4E	W14EPR-U
BPR4ES	W14EPR-U
BPR4ES-11	W14EXR-U11
BPR4ES-13	W14EXR-U11
BPR4ES-L-11	W14EXR-U11
BPR4EY	W14EXR-U
BPR4EY-11	W14EXR-U11
BPR4EY-13	W14EXR-U13
BPR4FS	T14PR-U
BPR4FS-11	T14PR-U15
BPR4FS-15	T14PR-U15
BPR4FS-20	T14PR-U15
BPR4H	W14FPR-UL
BPR4HS	W14FPR-U
BPR4HS-10	W14FPR-U
BPR4HSA	W14FPR-UL
BPR4S	W14PR-U
BPR4S-15	W14PR-U
BPR4S-20	W14PR-U
BPR5E	W16EPR-U
BPR5E-11	W16EPR-U11
BPR5EA	W14EXR-U
BPR5EA-11	W14EXR-U11
BPR5EA-L	W16EXR-U
BPR5EA-L-11	W16EXR-U11
BPR5EGP	IW16
BPR5EIX	IW16
BPR5EIX-11	IW16
BPR5EF	T16EPR-U
BPR5EF-13	T16EPR-U15
BPR5EFS	T16EPR-U
BPR5EFS-13	T16EPR-U15
BPR5EFVX	IT16
BPR5EJ	J16AYR
BPR5EKA	W16ETR-S
BPR5EKB	W16DTR-S
BPR5EKN	W16ETR-S
BPR5EKU	W16ETR-S
BPR5EP-11	P16R
BPR5EP-13	P16R13
BPR5ES	W16EPR-U
BPR5ES-11	W16EPR-U11
BPR5ES-13	W16EPR-U11
BPR5ES-15	W16EPR-U11
BPR5ES-L	W16EPR-U
BPR5EV	IW16
BPR5EVX	IW16
BPR5EVX-11	IW16
BPR5EY	W16EXR-U
BPR5EY	W16EXR-U
BPR5EY-11	W16EXR-U11
BPR5FS	T16PR-U
BPR5FS-11	T16PR-U11
BPR5FS-15	T16PR-U15
BPR5SHM	W16FPR-U
BPR5HS	W16FPR-U

NGK	DENSO
BPR5S	W16PR-U
BPR5S-15	W16PR-U
BPR6E	W20EPR-U
BPR6E	W20EPR-U
BPR6E-11	W20EPR-U
BPR6EGP	W20EPR-ZU
BPR6EIX	W20EPR-ZU
BPR6EIX-11	W20EPR-ZU11
BPR6EIX-11	IW20
BPR6EIX-LPG	VW20T
BPR6EF	T20EPR-U
BPR6EF-13	T20EPR-U15
BPR6EFIX-10	IT20
BPR6EFIX-15	IT20
BPR6EFS	T20EPR-U
BPR6EFS-13	T20EPR-U15
BPR6EFS-15	T20EPR-U15
BPR6EKA	W20ETR-S
BPR6EKB	W20DTR-S
BPR6EKB-L	W20DTR-SA
BPR6EKN	W20ETR-L
BPR6EP-8	P20R8
BPR6ES	W20EPR-U
BPR6ES-11	W20EPR-U11
BPR6ES-13	W20EPR-U11
BPR6ES-N-11	W20EPR-U11
BPR6EV	W20EPR-ZU
BPR6EVX	IW20
BPR6EVX	W20EPR-ZU
BPR6EVX-11	W20EPR-ZU11
BPR6EVX-11	W20EPR-ZU11
BPR6EY	W20EXR-U
BPR6EY-11	W20EXR-U11
BPR6EY-13	W20EXR-U13
BPR6EZ	W20EPR-U
BPR6FS	T20PR-U
BPR6FS-11	T20PR-U11
BPR6FS-15	T20PR-U15
BPR6H	W20FPR-U
BPR6HIX	W20FS-ZU
BPR6HS	W20FPR-U
BPR6HS-10	W20FPR-U10
BPR6HSA	W20FPR-L
BPR6HVX	W20FS-ZU
BPR6S	W20PR-U
BPR7E	W22EPR-U
BPR7EFS	IT22
BPR7EFS-15	IT22
BPR7EIX	W22EPR-ZU
BPR7EIX	IW22
BPR7EKN	W22ETR-L
BPR7ES	W22EPR-U
BPR7ES-11	W22EPR-U11
BPR7EVX	IW22
BPR7EVX	W22EPR-ZU
BPR7EY	W22EX-U
BPR7EY-11	W22EX-U
BPR7HS	W22FPR-U
BPR7HIX	W22FS-ZU
BPR7HS-10	W22FPR-U
BPR7HSA	W22FPR-U
BPR7HVX	W22FS-ZU
BPR8ES	W24EPR-U
BPR8EVX	IW24
BPR8HIX	IWF24
BPR8HS	W24FPR
BPR8HS-10	W24FPR-U10
BPR8HSA	W24FPR-L
BPR8EVX	IW27
BPR10EVX	IW31
BPZ7HS-10	W22FP-U10
BPZ8H-N-10	W24FPR-U10
BPZ8HS-10	W24FPR-U10
BPZ8HS-15	W24FPR-U10
BR2LM	W9LMR-US

NGK	DENSO
BR4ES	W14E
BR4HS	W14FR-U
BR4HSA	W14FR-L
BR4LM	W14LMR-US
BR5EB	W16ESR-U
BR5EB-11	W16ESR-U
BR5EF	T16EPR-U
BR5ES	W16ESR-U
BR5ES-11	W16ESR-U
BR5FS	T16R-U
BR5FS-15	T16R-U15
BR5HS	W16FSR
BR6EB	W20ESR-U
BR6EB-11	W20ESR-U
BR6EBL	W20ESR-U
BR6EBL-11	W21ESR-L11
BR6EF	T20EPR-U
BR6EFS	T20EPR-U
BR6EM	W20EAR
BR6ES	W20ESR-U
BR6ES-11	W20ESR-U
BR6FS	T20R-U
BR6FS-15	T20R-U
BR6HS	W20FSR-U
BR6HIX	W20FS-ZU
BR6HS-10	W20FSR-U
BR6HSA	W20FR-L
BR6S	W20SR-U
BR7EB	W22ESR-U
BR7EB-11	W22ESR-U
BR7EF	T22EP-U
BR7EFS	T22EP-U
BR7EG	W22ESR-U
BR7EM	W22EAR
BR7EQ	W22EDR14
BR7EQ-14	W22EDR14
BR7ES	W22ESR-U
BR7ES-11	W22ESR-U
BR7ET	W22EBR
BR7HIX	IWF22
BR7HS	W22FSR
BR7HS-10	W22FSR
BR8ECM	W24EMR-C
BR8ECS	W24ESR-U
BR8EG	W24ESR-V
BR8EIX	IW24
BR8EIX	W24ES-ZU
BR8EM	W25EAR
BR8EQ	W25EDR14
BR8EQ-14	W25EDR14
BR8ES	W24ESR-U
BR8ES-11	W24ESR-U
BR8ET	W25EBR
BR8EV	W24ES-ZU
BR8EVX	W24ES-ZU
BR8HCS-10	W24FSR-U10
BR8HCS-10	IWF24
BR8HIX	IWF24
BR8HS	W24FSR
BR8HS-10	W24FSR-U10
BR8HSA	W24FR-L
BR8HV	IWF24
BR8HVX	IWF24
BR9ECM	W27EMR-C
BR9ECMVX	IWM27
BR9ECS	W27ESR-U
BR9EG	W27ESR-V
BR9EG-N8	W27ESR-V
BR9EIX	IW27
BR9EIX	W27ES-ZU
BR9EIX	IW27
BR9EQ-14	W27EDR14
BR9ES	W27ESR-U
BR9ET	W27EBR

NGK	DENSO
BR9EV	W27ES-ZU
BR9EVX	IW27
BR9EVX	W27ES-ZU
BR9HS	W27FSR
BR9HS-10	W27FSR-U10
BR9HVX	IWF27
BR10ECM	W31EMR-C
BR10ECMVX	IW31
BR10ECS	W31ES-ZU
BR10EIX	W31ES-ZU
BR10EIX	IW31
BR10EG	W31ESR-ZU
BR10ES	W31ESR-U
BR10ET	W29EBR
BR10EV	W31ESR-ZU
BR10EVX	IW31
BR10EVX	W31ESR-ZU
BR10EYA	W31ESR-U
BRES27Y-11	J16AR-U11
BRES29Y	J16BR-U
BRES29Y-11	J16BR-U11
BU4EB-11	W14EKR-S11
BU5EB-11	W16EKR-S11
BU6EA-11	W20EPR-S11
BU6EB-11	W20EKR-S11
BU6EFSZ	T20EP-U
BU7EA-11	W22EPR-S11
BU7EB-11	W22EKR-S11
BU8H	SF-24
BUH	SF-50
BUHW	SF-50
BUHW-2	SF-51
BUHX	SF-10
BUHXW-1	SF-10
BUR4EB-11	W14EKR-S11
BUR5EA-11	W16EPR-S11
BUR5EB-11	W16EKR-S11
BURSET	W20EPR-S
BURSET-10	W20EPR-S
BUR5EA-11	W20EPR-S11
BUR6EB-11	W20EKR-S11
BUR6EBVX-11	IW20
BUR6EFSZ	T20EPR-U
BUR6ET	W20EPR-S
BUR7EA-11	W22EPR-S11
BUR7EB-11	W22EKR-S11
BUR8EQ	IRE01-27
BUR8EQP	IRE01-27
BUR9EQ	IRE01-27
BUR9EQP	IRE01-27
BUZ8H	SF-24
BUZHW	SF-50
BUZHW-2	SF-51
BZ7HS-10	W22FSR
BZ8ES	W24ESR-U
BZ9EV	W27ES-ZU
C2H	U14FSR-UB
C4H	U14FSR-UB
C4HA	U14FSR-UB
C4HSA	U14FSR-UB
C4HSB	U14FSR-UB
C5HA	U16FS-U
C5HSA	U16FS-U
C5HSB	U16FS-UB
C6H	U20FS-U
C6HA	U20FS-U
C6HSA	U20FS-U
C7E	U22ES-N
C7EH-9	U22FER9
C7HA	U22FS-U
C7HS	U22FS-U
C7HSA	U22FS-U
C7HV	U22FS-ZU
C7HVX	U22FS-ZU
C8E	U24ES-N

NGK	DENSO
C8EH-9	U24FER9
C8EHVX-9	U24ESR-NZU
C8EVX	U24ESR-NZU
C8HA	U24FS-U
C8HSA	U24FS-U
C8HV	IUF24
C8HVX	IUF24
C9E	U27ESR-N
C9EH-9	U27FER9
C9EHVX-9	U27ESR-NZU
C9EVX	U27ESR-NZU
C9H	IUF27A
C10EH-9	U31FER9
C10H	IUF31A
CPR6EA-9	U20EPR9
CPR7EA-9	U22EPR9
CPR8EA-9	U24EPR9
CPR9EA-9	U27ESR-N
CPR8E	N24EXR-B
CPR8EB-9	U24ESR-N
CR4HSA	U14FSR-UB
CR4HSB	U14FSR-UB
CR5EH-9	U16FER9
CR5HS	U16FSR-U
CR5HSA	U16FSR-U
CR5HSB	U16FSR-UB
CR5HSB-9	U16FSR-UB
CR6E	U20ESR-N
CR6EB	U20ESR-N
CR6HIX	U20FS-ZU
CR6HS	U20FSR-U
CR6HSA	U20FSR-U
CR7E	U22ESR-N
CR7EB	U22ESR-N
CR7EH-9	U22FER9
CR7EIX	IU22
CR7EK	U22ETR
CR7EKB	U22ETR
CR7EKC	U22ETR
CR7HIX	IUF22
CR7HS	U22FSR-U
CR7HSA	U22FSR-U
CR7HVX	IUF22
CR7RK	U22ETR
CR8E	U24ESR-N
CR8EB	U24ESR-NB
CR8EH-9	U24FER9
CR8EH-9S	U24FER9S
CR8EHIX-9	IUH24
CR8EHVX-9	U24ESR-NZU
CR8EIA-10	IU24
CR8EIB	IU24A
CR8EIB-10	IU24A
CR8EIX	U24ESR-NZU
CR8EIX	IU24
CR8EK	U24ETR
CR8EKB	U24ETR
CR8EK-PA	IU24A
CR8EVX	U24ESR-NZU
CR8HIX	IUF24
CR8HIX	IUF24
CR8HS	U24FSR-U
CR8HSA	U24FSR-U
CR8HVX	IUF24
CR8RK	U24ETR
CR9E	U27ESR-N
CR9EB	U27ESR-NB
CR9EH-9	U27FER9
CR9EHI-9	IUH27
CR9EHIX-9	IUH27
CR9EHVX-9	U27ESR-NZU
CR9EIA-9	IU27D
CR9EIX	U27ESR-NZU
CR9EIX	IU27
CR9EIX-9	IU27

NGK	DENSO
CR9EK	U27ETR
CR9EKB	U27ETR
CR9EKPA	IU27A
CR9EVX	IU27
CR9EVX	U27ESR-NZU
CR9HIX	IUF27A
CR10E	U31ESR-N
CR10EH-9	U31FER9
CR10EK	U31ETR
CS1	W9LM-US
CS2	W20M-US
CS3	W20S-U
CS4	W14LM-US
CS5	W14M-US
D5HS	X16FSR-U
D6EA	X20ES-U
D6ES	X20ES-U
D6HA	X20FS-U
D6HS	X20FS-U
D7EA	X22ES-U
D7EV	IX22
D7EVX	IX22
D8EA	X24ES-U
D8ES	X27ES-U
D8ES-L	X24ES-U
D8EV	X24ESR-ZU
D8EVX	X24ESR-ZU
D8HA	X24FS-U
D8HS	X24FS-U
D9EA	X27ES-U
D9ES	X27ES-U
D9EV	X27ESR-ZU
D9EVX	X27ESR-ZU
D10E	X31ES-U
D10EA	X31ES-U
D10EV	IXU01-31
DCP6E	XU20EPR-U
DCP7E	XU22EPR-U
DCP7EVX	XU22EPR-ZU
DCP8E	XU24EPR-U
DCP8EVX	XU24EPR-ZU
DCPR6E	XU20EPR-U
DCPR6ES	XU20EPR-U
DCPR7E	XU22EPR-U
DCPR7EIX	XU22EPR-ZU
DCPR7EIX	IXU22
DCPR7EIX-P	IXU22
DCPR7E-N	XU22EPR-U
DCPR7E-N10	XU22EPR-U
DCPR7ES	XU22EPR-U
DCPR7EVX	XU22EPR-ZU
DCPR8E	XU24EPR-U
DCPR8E-N	XU24EPR-U
DCPR8EKC	XU24EPR-U
DCPR8EKP	IXU24
DCPR8EVX	XU24EPR-ZU
DCPR9E	XU27EPR-U
DCPR9EVX	XU27EPR-ZU
DCR7EIX	IXU22
DCR8EIX	IXU24
DCR9EIX	IXU27
DF6H-11A	FXE20HE11
DIMR8A-10	IU24
DP5EA-9	X16EPR-U9
DP6EA-9	X20EPR-U9
DP7EA-9	X22EP-U9
DP7EV-9	X22EPR-ZU9
DP8EA-9	X24EP-U9
DP8EVX-9	X24EPR-ZU9
DP8Z	X24GPR-U
DP9EA-9	X27EP-U9
DP9EV-9	X27EPR-ZU9
DP9EVX-9	X27EPR-ZU9
DP9Z	X27GPR-U

NGK	DENSO
DRP5EA-9	X16EPR-U9
DRP6EA-9	X20EPR-U9
DRP7EA-9	X22EPR-U9
DRP7EIX-9	X22EPR-ZU9
DRP7EIX-9	IX22B
DRP7EV-9	X22EPR-ZU9
DRP7EVX-9	X22EPR-ZU9
DRP8EA-9	X24EPR-U9
DRP8EIX-9	X24EPR-ZU9
DRP8EIX-9	IX24B
DRP8EV-9	X24EPR-ZU9
DRP8EVX-9	X24EPR-ZU9
DRP8Z	X24GPR-U
DRP9EA-9	X27EPR-U9
DRP9EIX-9	X27EPR-ZU9
DRP9EIX-9	IX27B
DRP9EV-9	X27EPR-ZU9
DRP9EVX-9	X27EPR-ZU9
DRP9Z	X27GPR-U
DR5HS	X16FSR-U
DR6EA	X20ESR-U
DR6HS	X20FSR-U
DR7EA	X22ESR-U
DR7ES	X22ESR-U
DR8EA	X24ESR-U
DR8EB	X24ESR-U
DR8EIX	X24ESR-ZU
DR8EIX	IX24
DR8ES	X24ESR-U
DR8ES-L	X24ESR-U
DR8EVX	X24ESR-ZU
DR8HS	X24FS-U
DR9EA	X27ESR-U
DR9EIX	X27ESR-ZU
DR9EIX	IX27
DR9ES	X27ESR-U
DR9EVX	X27ESR-ZU
ER8EH	Y24FER-C
ER8EH-N	Y24FER-C
ER9EH	Y27FER-C
ER10EH	Y31FER-C
FR4	K16PR-U11
FR45	Q16PR-U15
FR5	K20PR-U
FR5-1	KJ16CR-L11
FR5AP-10	PK16PR11
FR5CP	IK16
FR5EI	K16PSR-B8
FR6EI	K20PSR-B8
FR7AI-D	IK22
FR7AP-10	PK22PR11
FR7BI-11	IK22
FR8BI-11	IK24C11
FR9BI-11	IK27C11
GR4	W14EXR-U
GR45	W14EXR-U13
GR4IX	IW16
GR5	W16EXR-U
GR55	W16EXR-U13
GR5AI-10	IW16
GR5IX	IW16
GR5VX	W16EXR-ZU
GR6AI-10	IW20
HB6AIX-11P	VKA20
HB6BIX-11P	VKB20
IFR5A-8N	SK16R-P8
IFR5A-11	SK16R11
IFR5D-10	PK16PR-L11
IFR5E-11	SK16PR-A11
IFR5G-11	SK16PR-L11
IFR5G-11K	SK16PR-L11
IFR5J-11	SK16PR-A11
IFR5L-11	VK16PRZ11
IFR5N-10	SK16PR-A11
IFR5T11	SK16R11

NGK	DENSO
IFR5T-8N	SK16R-P8
IFR6A11	SK20R11
IFR6A-11T	SK20BR11
IFR6B	SK20PR-B8
IFR6B-K	SK20PR-A8
IFR6B-11	SK20PR-A11
IFR6C	SK20PR-L9
IFR6CS	SK20PR-L9S
IFR6D10	SK20PR-L9
IFR6E-11	SK20PR-A11
IFR6G-11K	SK20PR-L11
IFR6J	SVK20RZ8
IFR6J-11	SVK20RZ11
IFR6L-11	VK20PRZ11
IFR6Q-G	SVK20RZ8
IFR6S	SK20PR-A8
IFR6T-11	SK20R11
IFR7F-J8	IK22
IFR7F-D	IK22
IFR7F-6D	VK22
IFR7G-11K	SK22PR-M11
IFR7G-11KS	SK22PR-M11S
IFR7L-11	VK22PRZ11
IFR8L-11	VK24PRZ11
IFR8H-11	VK24PRZ11
IFR9L-11	VK27PRZ11
IFR9H-11	VK27PRZ11
IGRSB10-D	IW16
IGR6A	VW20T
IGR6A-11	VW20
IGR6B10-D	IW20
IGR7A	S22PR-A7
IGR7A-G	S22PR-A7
IGR7B10-D	S22PR-A7
IJR7A	VX22BC
IJR7A9	VX22BC
IJR8B9	IX24B
IKR7A	IXU22
IKR7B	SXU22PR-A9
IKR7C	SXU22PR9
ILFR5C-11	SK16HR11
ILFR6A	VKH20Y
ILFR6B	VKH20Y
ILFR6C	VKH20Y
ILFR6C-11	SK20HR11
ILFR6D-11	FK20HR11
ILFR6G	VKH20Y
ILFR6J-11K	SK20HPR-L11
ILFR7F-D	VKH22
ILFR7H	VKH22
ILKR7A-11T	ZXU22HBR11
ILKR7B-8	SXU22HDR8
ILTR5A-13G	ITV16
ILTR6A-8G	ITV20
ILTR6A-13G	ITV20
ILZFR5B	VKH16
ILZFR6A-11	VKH20
ILZFR6B	VKB20
ILZFR6C-K	VKH20Y
ILZFR6C-11K	VKH20
ILZFR6D-11	VKH20
IMR8A-9H	IUH24
IMR8B-9H	VNH24Z
IMR8C-9H	VUH24D
IMR9A-9H	IUH27
IMR9B-9H	VNH27Z
IMR9C-9H	VUH27D
IMR9C-9HE	VUH27D
IMR9C-9HES	VUH27ES
IMR9D-9H	VNH27Z
IRIMAC 8	IXU24
IRIMAC 9	IXU27
IRITOP 7	IQ22
IRITOP 8	IQ24
IRITOP 9	IQ27

NGK	DENSO
IRIWAY 7	IK22
IRIWAY 8	IK24
IRIWAY 9	IK27
ITR4A15	VT16
ITRSF13	VT16
ITR6F13	VT20
IZFR5B	VKB16
IZFR5C	VKB16
IZFR5F-11	SKJ16CR-L11
IZFR5K-11	SKJ16DR-M11
IZFR6B	VKB20
IZFR6F-11	VKJ20RZ-M11
IZFR6H-11	VK20
IZFR6J-11	SK20PR-L11
IZFR6K-11	SKJ20DR-M11
IZFR6K-11S	SKJ20DR-M11S
IZFR6K-13	SKJ20DR-M13
IZKR7B	VXU22
J9A	X27ETR
J9B	X27ETR
J10A	X31ETR
J10B	X31ETR
JR8B	X24ESR-ZU
JR9A	X27ETR
JR9B	X27ETR
JR9C	X27ETR
JR10A	X31ETR
JR10B	X31ETR
JR10C	X31ETR
KR7AI	IXU22
KR8AI	IXU24
KR8BI	IXU24
KR9CI	IXU27
L8A	U24FSR-C
LFRSA-11	K16HPR-U11
LFRSAIX-11	IKH16
LFRSAAP-11	IKH16
LFRSAQP	IKH16
LFRSB	K16HPR-U11
LFRSBP-11	IKH16
LFR6A-11	K20HR-U11
LFR6AIX-11	IKH20
LFR6AP-11	IKH20
LFR6AP-9	IKH20
LFR6B	K20HR-U11
LFR6BP-11	IKH20
LFR6C	K20HR-U11
LFR6D	K20HR-U11
LKR7B-9	XU22HDR9
LR8A	U24FSR-C
LZFR6AI	IKH20
LZKAR6AP-11	FXE20HR11
LZKAR7A	XE20HR-U9
LZTR4A-11	ITL16
LZTR5A-11	ITL16
LZTR5A-13	ITL16
LZTR6A-11	ITL20
PFR5A-11	PQ16R
PFR5B	PK16R8
PFR5B-11	PK16R11
PFR5B-11B	PK16R11
PFR5B-11C	PK16R11
PFR5B-9	PK16R8
PFR5C-11	PK16R11
PFR5D	PK16PR-SP11
PFR5F-11	PQ16R
PFR5G-11	PK16PR-L11
PFR5G-11E	PK16PR11
PFR5G-13E	PK16PR11
PFR5J-11	PK16PR-P11
PFR5K-11	PQ16R
PFR5L-11	PK16PR11
PFR5L-13	VK16
PFR5N-11	PK16PR11
PFR5N-11	PK16PR-L11

NGK	DENSO
PFR5R-11	PK16PR-L11
PFR6A	PQ20R8
PFR6A-11	PQ20R
PFR6B	PK20PR-P8
PFR6B-11	PK20PR11
PFR6B-11B	PK20R11
PFR6B-11C	PK20PR11
PFR6B-9	PK20PR-P8
PFR6C-11	PK20R11
PFR6D	PK20PR-SP11
PFR6E-10	PK20PR11
PFR6G	PK20PR-P8
PFR6G-9	PK20PR-P8
PFR6G-11	PK20PR-L11
PFR6G-11E	PK20PR-P11
PFR6G-13	PK20PR-L13
PFR6G-13E	PK20PR-P11
PFR6H-10	PK20PR-P11
PFR6J	PK20PR-P8
PFR6J-11	PK20PR-P11
PFR6J-13	PK20PR-L13
PFR6K-11	PQ20R
PFR6L-11	PK20PR11
PFR6L-13	PK20PR-L13
PFR6M	PK20PR-TP11
PFR6N	SK20PR-L9
PFR6N-11	PK20PR-L11
PFR6Q	PK20PR-P8
PFR6T-10G	PK20PR-P11
PFR6X-11	PK20PR-L11
PFR7B	PK22PR8
PFR7B-11	PK22PR-L11S
PFR7B-9	PK22PR8
PFR7B-D	PK22PR8
PFR7G-9	PK22PR-L11S
PFR7G-11	PK22PR-L11S
PFR7G-11S	PK22PR-L11S
PFR7H-10	PK22PR-L11S
PFR7M	PK22PR8
PFR7Q	PK22PR8
PFR7Q	PK22PR8
PFR8B	VK24PRZ11
PFR8B-9	VK24PRZ11
PCR5A	P16PR8
PCR5A-11	P16PR11
PCR5C-11	P16PR11
PCR6A	P20PR8
PCR6A-11	P20PR11
PCR6A-D	P20R8
PCR6B	P20PR-S11
PCR6D	P20PR8
PCR7A	P22PR8
PCR7A-11	P22PR8
PJ7A	X22EPR-ZU9
PJR7A	X22EPR-ZU9
PJR8A	X24EPR-ZU9
PKR7A	XU22EPR-ZU
PKR9B	XU27EPR-ZU
PKUR6EKPA	PK20PTR-S9
PLFR4A-11	VKH16
PLFR5A-9	VKH16
PLFR5A-11	VKH16
PLFR6A-9	VKH20
PLFR6A-11	VKH20
PLFR6B-10	VKH20
PLFR7A-9	VKH22
PLFR7A-11	VKH22
PLKR7A	SXU22HR9
PLTR6A-10G	ITV20
PLZKAR6A-11	FXE20HR11
PMR7A	IU22
PMR8A	IU24
PMR8B	IU24
PMR9B	IU27
PTR4B-15	PTJ14R15

NGK	DENSO
PTR5A-10	ITV16
PTR5A-13	PT16VTR13
PTR5C-13	PT16EPR-L13
PTR5D-10	PT16EPR-L13
PTR5D-13	PT16EPR-L13
PTR6D-13G	ZT20EPR11
PTR6F-13	ZT20EPR11
PZFR5D-11	PKJ16CR-L11
PZFR5F	PKJ16CR8
PZFR5F-11	PKJ16CR-L11
PZFR5F-13	PKJ16CR-L13
PZFR5J-11	PKJ16CR-L11
PZFR5N-11TG	VKA16
PZFR6B	SKJ20CR-A8
PZFR6E-11	PKJ20CR-L11
PZFR6F	PKJ20CR8
PZFR6F-11	PKJ20CR-L11
PZFR6F8	PKJ20CR-L11
PZFR6H	PKJ20CR8
PZFR6J-11	PKJ20CR-L11
PZFR6N-11TG	SK20BGR11
PZTR5A-11S	PTJ16R15
R0045G-9	RU01-27
R0045G-10	RU01-31
R0045G-11	RU01-34
R0045J-9	RU01-27
R0045J-10	RU01-31
R0045J-11	RU01-34
R0045Q-10	RU01-31
R0045Q-11	RU01-34
R015-8	IU27
R015-9	IU31
R015-10	IU31
R016-8	IU01-24
R016-8.5	IU01-27
R016-8.5	IU01-27
R016-9	IU01-27
R016-9	IU01-27
R016-10	IU01-31
R016-11	IU01-34
R016-11	IU01-34
R0161-9	IUF27A
R0161-10	IUF31A
R017-7	U22ETR
R017-8	IU24A
R017-8.5	U27ESR-NZU
R017-9	IU27A
R017-10	IU31A
R017-11	IU01-34
R017S-11	IU01-34
R018G-8	U24ESR-NZU
R0256-B10	IU01-31
R0256-B11	IU01-34
R0200G-10	RU01-31
R0200G-11	RU01-34
R0256B-10	IU01-31
R0256B-11	IU01-34
R0256R-9	IU01-27
R0256R-10	IU01-31
R0256R-11	IU01-34
R0310B-10	RU01-31
R0310B-11	RU01-34
R0373A-9	IU01-27
R0373A-10	IU01-31
R0375A-10	IU01-31
R0379A-10	IU01-31
R0409B-8	IU01-24
R0409B-9	IU01-27
R216-8	IXU01-24
R216-9	IXU01-27
R216-10	IXU01-31
R216-11	IXU01-34
R217-9	X27ESR-ZU
R217-10	IXU01-31

NGK	DENSO
R217-11	IXU01-34
R218-9	X27EPR-ZU9
R218-10	IXU01-31
R2198-10P	IXU01-31
R2198-11P	IXU01-34
R2270-9	IXU01-27
R2430-9	IXU01-27
R2525-9	IXU01-27
R2525-10	IXU01-31
R2525-11	IXU01-34
R4118S-7	IW24
R4118S-7.5	IW01-24
R4118S-8	IW01-24
R4118S-8.5	IW01-27
R4118S-9	IW01-27
R4118S-9.5	IW01-29
R4118S-10	IW01-31
R4118S-10.5	IW01-32
R4304A-7	W22EPR-ZU
R4304A-8	IW24
R4304A-9	IW27
R4304A-10	W31ES-ZU
R4339-8	W24ES-ZU
R4339-9	W27ES-ZU
R4339-10	W31ES-ZU
R4452D-8	IW24
R4452D-8.5	IW24
R4452D-9	IW27
R4452D-9.5	IW29
R4452D-10	IW31
R4452D-10.5	IW01-32
R4452D-11	IW34
R4468A-10.5	IRE01-32
R4468A-11	IRE01-34
R4468A-11.5	IRE01-35
R4630A-8	IW01-24
R4630A-9	IW01-27
R4630A-9.5	IW01-29
R4630A-10	IW01-31
R4630A-10.5	IW01-32
R4630A-11	IW01-34
R4652-8	IW24
R4652-8.5	IW27
R4652-9	IW27
R4652-9.5	IW29
R4652-10	IW31
R4652-10.5	IW34
R5184-9.5	IWM01-29
R5184-10	IWM01-31
R5184-10.5	IWM01-32
R5184-11	IWM01-34
R5400-7	Q22PR-ZU
R5400-8	Q24PR-ZU
R5400-9	IQ27
R5400-10	IQ31
R5525-7	W22FS-ZU
R5525-8	W24FS-ZU
R5525-9	W27FS-ZU
R5525-10	W31FS-ZU
R5540-10	IWM01-31
R5540F-10	IWM01-31
R5540F-10.5	IWM01-32
R5540F-11	IWM01-34
R5670-5	W16P-U
R5670-6	W20P-U
R5671-7	W22ES-U
R5671-8	W24ES-U
R5671-9	W27ES-C
R5671-10	W31ES-U
R5671A-9	IQ27
R5671A-10	IQ31
R5672-8	IW24
R5672-9	IW27
R5672A-8	Q24PR-ZU
R5672A-9	IQ27

NGK	DENSO
R5672A-10	IQ31
R5673-6	T20R-U
R5673-8	ITF24
R5673-9	ITF27
R5674-6	T20P-U
R5674-7	ITF22
R5674-8	ITF24
R5674-9	ITF27
R5686-8	Q24PR-ZU
R5686-9	IQ27
R5686-10	IQ31
R5686-11	IQ34
R5687-8	IQ02-24
R5687-9	IQ02-27
R5687-10	IQ02-31
R5724-8	IT24
R5724-9	IT27
R5796-8	IQ01-24
R5796-9	IQ01-27
R5796-10	IQ01-31
R5830-8	IQ01-24
R5830-9	IQ01-27
R5830-10	IQ01-31
R5830-11	IQ01-34
R6021E-7	W22ES-ZU
R6021E-7.5	W22ES-ZU
R6021E-8	W24ES-ZU
R6021E-8.5	W27ES-ZU
R6021E-9	W27ES-ZU
R6021E-9.5	IW29
R6021E-10	W31ES-ZU
R6021E-10.5	IW34
R6120-10	IA01-31
R6120-10.5	IAE01-32
R6120-11	IAE01-34
R6120A-10	IA01-31
R6120A-10.5	IA01-32
R6120A-11	IA01-34
R6120C-10.5	IAE01-32
R6120C-11	IAE01-34
R6120M-10	IA01-31
R6120M-10.5	IAE01-32
R6120M-11	IAE01-34
R6179A-10P	IWM01-31
R6179A-10.5P	IWM01-32
R6179A-11P	IWM01-34
R6179C-10.5P	IA01-32
R6205-10	IK31
R6206-8	IK02-24
R6206-9	IK02-27
R6206-10	IK02-31
R6241-8	IK01-24
R6241-9	IK01-27
R6241-10	IK31
R6242-8	IK02-24
R6242-9	IK02-27
R6242-10	IK02-31
R6252E-9	IW01-27
R6252E-9.5	IW01-29
R6252E-10	IW01-31
R6252E-10.5	IW01-32
R6252K-10.5	IW01-32
R6254E-8	IW01-24
R6254E-9	IW01-27
R6254E-10.5	IW01-32
R6254K-10.5	IW01-32
R6255(F)-7	K22PR-ZU
R6255(F)-8	K24PR-ZU
R6255(F)-9	K27PR-ZU
R6255(F)-10	IK31
R6326-7	K22PR-ZU
R6326-8	K24PR-ZU
R6326-9	K27PR-ZU
R6326-10	IK31
R6337-7	Q22PR-ZU

NGK	DENSO
R6337-8	Q24PR-ZU
R6337-9	Q27PR-ZU
R6337-10	IQ31
R6385-8P	IW01-24
R6385-9P	IW01-27
R6385-9.5P	IW01-29
R6385-10P	IW01-31
R6385-10.5P	IW01-32
R6385-11P	IW01-34
R6427-7	K22PR-ZU
R6427-8	K24PR-ZU
R6427-9	K27PR-ZU
R6427-10	IK31
R6701-7	IQ22
R6701-8	IQ24
R6702-9	IQ01-27
R6702-10	IQ01-31
R6725-9	IRE01-27
R6725-10	IRE01-31
R6725-10.5	IRE01-32
R6725-11	IRE01-34
R6725-11.5	IRE01-35
R6758-7	IK22
R6758-8	IK24
R6759-9	IK01-27
R6759-10	IK01-31
R6794-9	IRE01-27
R6794-10	IRE01-31
R6794-11	IRE01-34
R6809-9	IK27
R6850-8	IW01-24
R6850-9	IW01-27
R6888A-8	W25EBR
R6888A-9	W27EBR
R6888A-10	W29EBR
R6918B-7	IW24
R6918B-8	IW01-24
R6918B-9	IW01-27
R6918B-10	IW01-31
R6918B-11	IW01-34
R6918C-9	IW01-27
R7112-7	K22PR-ZU
R7112-8	K24PR-ZU
R7112-9	K27PR-ZU
R7112-10	IK31
R7112-11	IK34
R7113-7	K22PR-ZU
R7113-8	K24PR-ZU
R7113-9	K27PR-ZU
R7113-10	IK31
R7114-8	IK01-24
R7114-9	IK27
R7114-10	IK31
R7115-8	IK01-24
R7115-9	IK27
R7115-10	IK31
R7116-8	IK01-24
R7116-9	IK01-27
R7116-10	IK01-31
R7117-8	IK01-24
R7117-9	IK01-27
R7117-10	IK01-31
R7117-11	IK01-34
R7118-8	IK02-24
R7118-9	IK02-27
R7118-10	IK02-31
R7119-8	IK02-24
R7119-9	IK02-27
R7119-10	IK02-31
R7232-7	Q22PR-ZU
R7232-8	Q24PR-ZU
R7232-9	IQ27
R7232-10	IQ31
R7232-11	IQ34
R7233-7	Q22PR-ZU

NGK	DENSO
R7233-8	Q24PR-ZU
R7233-9	IQ27
R7233-10	IQ31
R7234-8	IQ01-24
R7234-9	IQ27
R7234-10	IQ31
R7234-11	IQ34
R7235-8	IQ01-24
R7235-9	IQ27
R7235-10	IQ31
R7236-8	IQ01-24
R7236-9	IQ01-27
R7236-10	IQ01-31
R7236-11	IQ01-34
R7237-8	IQ01-24
R7237-9	IQ01-27
R7237-10	IQ01-31
R7238-8	IQ02-24
R7238-9	IQ02-27
R7238-10	IQ02-31
R7239-8	IQ02-24
R7239-9	IQ02-27
R7239-10	IQ02-31
R7279-10	IK02-31
R7282-10.5	IAE01-32
R7282-11	IAE01-34
R7282A-10	IA01-31
R7282A-10.5	IA01-32
R7282A-11	IA01-34
R7282C-10.5	IAE01-32
R7282C-11	IAE01-34
R7282M-10.5	IAE01-32
R7282M-11	IAE01-34
R7345-9	IKH01-27
R7346-8	IQ01-24
R7346-9	IQ01-27
R7346-10	IQ01-31
R7376-8	IW01-24
R7376-9	IW01-27
R7376-10	IW01-31
R7420-9	IRE01-27
R7420-10	IRE01-31
R7420-10.5	IRE01-32
R7420-11	IRE01-34
R7420T-9	IRE01-27
R7420T-10	IRE01-31
R7420T-11	IRE01-34
R7433-8	IK24
R7433-9	IK27
R7433-10	IK31
R7434-8	IK01-24
R7434-9	IK01-27
R7434-10	IK01-31
R7435-8	IQ24
R7435-9	IQ27
R7435-10	IQ31
R7436-8	IQ01-24
R7436-9	IQ01-27
R7436-10	IQ01-31
R7437-8	IKH24
R7437-9	IKH27
R7438-8	IKH01-24
R7438-9	IKH01-27
R7438-10	IKH01-31
RE8A-L	IRL01-27
RE9B-T	IRT01-31
SD10	S-29
SD10A	S-29A
SD11A	S-31A
SD9	S-27
SILZKR7A-S	SXU22HR9
SR5	T20NR-U11
T7340T-6	IK20
T7340T-7	IK22
T7340T-8	IK24

NGK	DENSO
T7340T-9	IK27
T7341T-6	IQ20
T7341T-7	IQ22
T7341T-8	IQ24
T7341T-9	IQ27
T7418T-8	IK01-24
T7418T-9	IK01-27
T7418T-10	IK01-31
T7419T-8	IQ01-24
T7419T-9	IQ01-27
T7419T-10	IQ01-31
TR4	T16EPR-U
TR4-2	T20EPR-U
TR4IX	IT16
TR4VX	PT16EPR-L13
TR5	T20EPR-U
TR5-1VX	PT16EPR-L13
TR55	T16EPR-U
TR55-1	T16EPR-U15
TR55-1IX	IT16
TR55-1VX	PT16EPR-L13
TR55IX	IT16
TR55VX	PT16EPR-L13
TR5VX	IT16
TR5A-10	T16VR-U10
TR5B-13	T16VR-U10
TR5IX	IT16
TR5VX	PT16EPR-L13
TR6	T20EPR-U
TR6B-10	ITV20
TR6B-13	ITV20
UR4	T16PR-U
UR40	T16PR-U15
UR45	T16PR-U15
UR45IX	ITF16
UR45VX	ITF16
UR4IX	ITF16
UR4VX	ITF16
UR5	T16PR-U11
UR55	T16PR-U15
UR55IX	ITF16
UR55VX	ITF16
UR5IX	ITF16
UR5VX	ITF16
UR6	ITF20
UR6IX	ITF20
UR6VX	ITF20
WR4-1	MA9PR-U
WR5	MA20PR-U
XR4	W16PR-U
XR40	W16PR-U
XR45	W16PR-U
XR5	W20PR-U
YR5	T20R-U
YR55	T20R-U
YR55IX	ITF20
YR55VX	ITF20
YR5IX	ITF20
YR5VX	ITF20
ZF4A-11	QJ14C11
ZF5A-11	QJ16CR11
ZF5F-11	KJ16CR11
ZF6A-11	QJ20CR11
ZF6F-11	KJ20CR11
ZFR4F-11	KJ14CR-L11
ZFR5A-11	QJ16CR11
ZFR5D-11	K16GPR-U11
ZFR5E-11	K16GPR-U11
ZFR5F	KJ16CR
ZFR5F-11	KJ16CR-L11
ZFR5FIX-11	K16PR-ZU11
ZFR5FIX-11P	PKJ16CR-L11
ZFR5FIX-55	IK20
ZFR5FVX-11	K16PR-ZU11
ZFR5FGP	K16PR-ZU11

NGK	DENSO
ZFR5J-11	KJ16CR-L11
ZFR5LP-13G	K16PR-ZU11
ZFR5N	KJ16CR-L11
ZFR5N11	KJ16CR-L11
ZFR5P-G	KJ20CR-L11
ZFR6A-11	QJ20CR11
ZFR6AGP	Q20PR-ZU11
ZFR6F-11	KJ20CR-L11
ZFR6F-11G	KJ20CR-L11
ZFR6FGP	K20R-ZU11
ZFR6FIX-11	KJ20SR11
ZFR6FIX-11P	VKJ20RZ-M11
ZFR6FIX-55	IK20
ZFR6FVX-11	K20R-ZU11
ZFR6G	K20DTR-S11
ZFR6G-11	K20DTR-S11
ZFR6J-11	KJ20CR-L11
ZFR6K-11	KJ20DR-M11
ZFR6K-13	KJ20DR-M11
ZFR6KIX-11PS	VK20G
ZFR6S-Q	K20PBR-S10
ZFR7F	KJ22CR-L8
ZFR7F-11	KJ22CR-L11
ZFR7J-11	KJ22CR-L11
ZG4A	J14CR-U
ZG5A	J16CR-U
ZG5E	J16CR-U
ZGR4A	J14CR-U
ZGR5A	J16CR-U
ZGR5AGP	W16EXR-ZU
ZGR5B	J16CR-U
ZGR5B-11	J16CR-U
ZGR5C	J16HR-U10
ZGR5E	J16CR-U
ZGR6B-11	W20EXR-U11
ZKR7A-10	XU22EPR-U
ZMR7AP	IU22
NGK (Order-No)	DENSO
0005	T16VR-U10
1010	M17
1013	VKA20
1015	W24ES-U
1028	W14EX-U
1029	W20MPR-U10
1030	X24EPR-ZU9
1041	QJ20CR11
1046	W20FP-L
1047	W24FPR-L
1048	T16EPR-U
1049	IT24
1052	W20FS-U
1059	IXU01-31
1063	IW01-32
1068	X20EPR-U9
1069	Q20PR-ZU11
1071	MA20PR-U
1072	IXU01-34
1080	Q20P-U11
1085	IT27
1086	Q14R-U11
1087	W22EX-U
1088	Q16-U11
1089	Q22PR-U11
1090	W20FSR-U
1092	W22FPR-U
1093	W22FP-U10
1094	T22EP-U
1095	Q22PR-U11
1096	W14EXR-U11
1097	W14E
1098	W22FSR
1099	Q16P-U11
1100	W22EX-U
1110	M22

NGK (Order-No)	DENSO
1111	W22ES-U
1117	X24ES-U
1125	W22EPR-ZU
1127	T14PR-U
1128	W20ETR-L
1134	W24FSR-U10
1142	W22EPR-U
1143	W14EXR-U11
1144	W22EX-U
1145	Q16PR-U
1146	Q20R-U
1147	W9LM-US
1148	Q16PR-U11
1149	W22EX-U
1152	IQ27
1155	IW01-32
1157	W24FSR-U10
1179	XU22EPR-ZU
1180	W16EPR-S11
1183	T20EPR-U
1188	K16PR-ZU11
1199	S-31A
1210	M24S
1212	W20EP-U11
1228	W14LM-US
1230	X27EPR-ZU9
1243	PQ16R
1252	S-29A
1262	W24ES-ZU
1263	W20EPB
1265	W27ES-ZU
1265	W27ES-ZU
1266	Q16R-U
1267	Q22PR-U11
1268	T22MP-U
1269	Q20PR-U
1270	T20MP-U
1271	Q22PR-U11
1272	Q22PR-U
1273	Q16PR-U11
1275	U24ESR-N
1283	K22PR-U11
1284	IAE01-34
1297	Q20PR-U
1299	X31ETR
2001	IAE01-34
2002	IAE01-32
2003	IAE01-34
2004	IAE01-32
2023	W22EPR-U
2027	W20M-US
2042	T20EP-U
2046	IW01-24
2055	W34ES-ZU
2056	Q22PR-U
2059	Q22PR-U11
2074	QJ16AR-U
2075	K20PBR
2077	IW01-32
2078	K22PB
2086	U24FSR-U
2087	K16R-U
2095	K22TNR-S
2097	PQ16R
2098	W31FS-ZU
2108	W27ES-U
2114	IWM01-34
2120	X24ES-U
2128	W14EXR-U
2129	TR22-10
2130	X22EPR-ZU9
2139	T16PR-U11
2141	Q22PR-U11
2142	U27FER9
2144	T20M-U

NGK (Order-No)	DENSO
2145	W29ES-ZU
2147	SF-50
2150	IW01-24
2152	IXU01-27
2153	IW01-27
2158	IW27
2159	Q24PR-ZU
2164	K22PBR-S
2168	U24FS-U
2170	X27ETR
2171	W34ES-ZU
2173	SF-51
2176	IW01-27
2184	W31ES-ZU
2185	IQ27
2191	IW01-34
2193	U22FER9
2197	K20PBR
2199	W31ES-ZU
2202	IX24B
2204	X27ESR-U
2210	MA20PR-U
2212	W20EP-U11
2213	K20TNR-S
2215	PK20R8
2222	J16AY
2223	T16EPR-U
2224	T16R-U15
2230	T14PR-U
2242	X27ESR-ZU
2249	K20R-U
2251	Q20PR-ZU11
2254	W27FS-ZU
2262	KJ16CR-L11
2264	W9EXR-U
2265	XU24EPR-ZU
2268	W20EPR-U
2270	K22PR-U
2271	PK16R11
2285	W16EP-U
2287	W16EPB10
2288	K20TXR
2296	PT16VR13
2300	PK16R11
2311	W22ES-U
2319	W20S-U
2321	T20NR-U11
2327	T20EPR-U15
2329	W25EDR14
2330	Q20PR-U
2341	PK20PR-P11
2341	PK20PR-P11
2351	Q14R-U11
2354	IWM01-31
2355	K16R-U11
2357	W22EP-U
2359	T16EPR-U15
2360	U31ETR
2364	W16EP-U
2374	ITF24
2374	ITF24
2378	Q14R-U11
2380	PK22PR-L11S
2382	K16PR-U11
2385	Q16PR-ZU11
2387	K22PR-U11
2391	K16PR-L11
2396	IW01-32
2397	K20PBR-S10
2399	W31FS
2400	P22PR8
2409	U14FSR-UB
2411	W24ES-U
2412	W22EP-U
2417	W20FS-U

NGK (Order-No)	DENSO
2420	X27ES-U
2421	W22FS-U
2422	SF-50
2423	T16PR-U
2430	U14FSR-UB
2434	IWM27
2443	J16CR-U
2451	T16PR-U15
2457	IW31
2460	K16PR-U
2467	PT16VR13
2470	W20EPBR-S
2477	K16PR-ZU11
2495	IU01-27
2513	PK20PTR-S9
2522	SF-10
2526	K16R-U11
2526	K16R-U11
2527	T14PR-U15
2528	W22ES-U
2546	K16PR-ZU11
2547	T20EPR-U
2550	PK20R13
2556	X24ESR-U
2563	K20PR-ZU11
2591	IAE01-32
2610	MA16P-U
2611	W27ES-U
2621	W24FS-ZU
2622	SF-50
2623	T20PR-U
2630	W24FP-U
2633	W20FPR-U10
2634	W24FS-ZU
2637	W16PR-U
2641	XU27EPR-U
2642	W14EXR-U13
2647	PK16PR-L11
2659	IW01-31
2671	IW24
2672	IUF24
2675	X20ESR-U
2680	W20M-US
2684	PK20PR11
2697	IWM01-32
2702	IQ01-24
2710	MA20P-U
2712	W22EP-U11
2720	X31ES-U
2721	W27FS-ZU
2727	T14PR-U15
2734	IX22
2737	QJ20CR11
2738	IW16
2740	W20FS-ZU
2741	IW01-32
2743	PK20PR-P11
2751	W14FR-L
2755	W20EPR-U
2756	K20PR-U11
2761	PK16PR11
2776	PK22PR8
2777	IW01-24
2781	K24PR-ZU
2788	IAE01-32
2789	K20PBR-S10
2790	IA01-34
2792	W22FS-U
2813	IW01-32
2821	W24ES-ZU
2822	W14EXR-U13
2825	IX22
2828	W16EXR-U
2834	X27ESR-ZU
2842	X22EPR-ZU9

NGK (Order-No)	DENSO
2848	K20TNR
2850	X24ESR-ZU
2862	Y31FER-C
2867	PK16R11
2871	X27ESR-U
2872	X24EPR-ZU9
2874	U16FSR-U
2876	W20EPBR-S
2877	W22ES-U
2880	IW01-24
2885	PT16EPR-L13
2887	X16EPR-U9
2890	K20TXR
2910	MW17
2911	W14P-U
2912	W24EP-U
2921	W20EAR
2922	MA20PR-U
2923	X24ESR-U
2924	T16PR-U11
2927	T20R-U
2929	W22EDR14
2933	X24EPR-ZU
2938	W22FS-ZU
2940	W31FS-ZU
2941	J16CR-U
2946	RU01-31
2950	PQ16R8
2952	IQ01-27
2954	IW01-27
2963	W20MP-U
2975	KJ22CR-L11
2978	PK20R11
2983	U20FSR-U
2985	Q16PR-ZU11
2989	MA20P-U
2990	W16PR-U
3000	PK16PR11
3001	IW01-24
3010	M22
3011	W16P-U
3014	W24FS-U
3020	M14
3025	X24ESR-ZU
3028	W16EXR-U11
3035	W24EMR-C
3044	K27PR-ZU
3045	K20PBR-S10
3061	U24ESR-NZU
3100	PK20PR-P8
3110	W9-U
3111	W20P-U
3112	W14L
3122	MA16PR-U
3123	X22ESR-U
3124	T16PR-U15
3129	W27EDR14
3130	W24ESR-V
3132	Q20PR-U11
3133	W24FPR-U10
3141	PK20PR-L11
3146	X22EPR-U9
3153	W16EXR-U
3154	W16EPR-U11
3161	U24ESR-NZU
3165	IU01-34
3169	K24PR-ZU
3172	W20EPBR-S
3174	IU01-27
3177	T20EPR-U
3180	W24FPR-U10
3181	X16EPR-U9
3188	X27ETR
3191	RU01-34
3194	W27ESR

NGK (Order-No)	DENSO
3199	PK20PTR-S9
3200	P22PR8
3201	W22MP-US
3210	W14-US
3211	W9FP-UL
3212	W16LS
3228	U20FS-U
3230	W27ESR-V
3232	W16EKR-S11
3236	IW01-24
3239	W16EPR-U
3240	PK20R11
3245	IW01-27
3252	W27EMR-C
3253	IQ01-31
3256	U27ESR-NZU
3261	IW01-32
3271	PKJ20CR-L11
3272	IA01-32
3280	IU01-31
3311	W14FP-UL
3312	W20ES-U
3321	W22EAR
3322	W14FR-U
3323	MA20PR-U
3328	W25EDR14
3330	Q22PR-U
3331	X27EPR-ZU9
3334	IWM01-32
3335	IW24
3336	Q22PR-ZU
3340	IXU01-27
3344	IT22
3346	T22EP-U
3350	PQ20R
3355	W22EP-U
3360	U27ESR-NZU
3366	RU01-27
3377	W20EPBR-S
3395	IQ31
3410	W14LM-US
3412	T16P-U
3419	W20FS-ZU
3430	W24ES-V
3437	X27ESR-U
3440	PK16R11
3452	PK20TR11
3456	IA01-31
3467	W9EP
3470	PK16R11
3472	IXU01-31
3475	T20R-U
3478	U24ETR
3479	PK20PR-P8
3481	XU20EPR-U
3483	X24EPR-U9
3486	U22FER9
3500	PK20PR-P8
3510	W20S-U
3511	W14FP-UL
3512	T20P-U
3521	IU27
3522	W20SR-U
3524	Q16PR-U11
3524	Q16PR-U11
3525	IW31
3526	T22EP-U
3530	W27ES-V
3535	ITF22
3536	K20P-U
3539	K20PR-ZU11
3540	K20PR-ZU11
3544	K22PR-ZU
3546	PK20PR-L11
3549	IAE01-34

NGK (Order-No)	DENSO
3557	ITF27
3568	W14MR-U
3570	W27ES-ZU
3571	IQ27
3573	P16PR11
3577	W20EXR-U11
3579	W22FSR
3583	K20TR11
3584	K20TXR
3611	W14FP-UL
3612	ITF22
3618	IWM01-34
3621	W20EAR
3623	T20EPR-U
3624	T20R-U
3625	IW24
3626	W27FS-U10
3628	W16ETR-S
3630	W31ES-ZU
3639	W24ESR-U
3641	XU22EPR-ZU
3650	K24PR-ZU
3672	K20HR-U11
3683	W24ES-U
3684	W22EPB
3684	PK20PR11
3696	K20R-U
3710	W22S-U
3712	T16EPR-U
3717	X27EPR-U9
3720	Q20R-U11
3722	W16FSR
3724	W16ESR-U
3725	W24FPR
3733	Q22PR-ZU
3738	P20PR11
3741	PKJ16CR8
3753	Q20PR-ZU11
3764	IK20
3781	W16EP-U
3783	K20PR-U
3784	PT16EPR-L13
3797	IUH24
3809	IQ01-27
3810	W24S-U
3812	T20EP-U
3821	W22EAR
3823	W24FPR-U10
3824	W20ESR-U
3825	IW27
3830	W31ES-ZU
3836	IW01-31
3837	PQ20R13
3850	W20MR-U
3854	X27EPR-ZU9
3856	ITF27
3857	IRE01-32
3872	U27ESR-NZU
3874	IW01-29
3914	W27FS-ZU
3922	W20FSR-U
3923	W24EPR-U
3932	XU22EPR-U
3933	PQ20R8
3935	IW01-27
3943	U24ESR-NZU
3949	IW01-32
3961	W24ESR
3964	K20TXR
3967	K16TR11
3971	P16R
3972	W24ES-ZU
3974	K27PR-ZU
3975	W20FP-U
3978	PK22PR-L11S

NGK (Order-No)	DENSO
3979	IQ02-27
3981	IW27
3988	W27ESR-U
4011	Y24FER-C
4014	PK20PR11
4016	IWF27
4028	W16EX-U11
4042	U20FSR-U
4043	KJ14CR-L11
4045	PQ20R
4046	Q20P-U
4055	IW22
4073	K20R-U11
4075	IQ02-24
4076	IW01-32
4079	T20PR-U
4085	W20FS-ZU
4110	W14F-U
4111	W16FP-U
4114	W20MPR-U10
4115	PK20PR-L13
4120	Q16R-U11
4121	W22EBR
4122	W22FSR
4123	T16R-U
4128	W20EX-U11
4129	W14E
4133	W14LMR-US
4140	ITF24
4150	IU01-31
4175	IT24
4179	XU24EPR-U
4180	PK22PR8
4193	IAE01-32
4200	W20FSR-U
4210	W16FS-U
4216	RU01-31
4218	IU24
4221	W25EBR
4224	W14EXR-U11
4226	W22M-US
4228	W20EXR-U11
4233	W20EPR-ZU11
4234	W31EMR-C
4249	W16EXR-U13
4254	IU01-31
4259	IU22
4291	KJ20CR-L11
4296	W20FR-L
4297	X27ETR
4302	PK16TR11
4311	IRE01-34
4319	IXU01-27
4321	W25EAR
4322	W24FSR
4323	T20R-U
4339	XU24EPR-U
4345	W22MPR-U
4363	PKJ16CR-L11
4363	PKJ16CR-L11
4368	K20R-U11
4370	IQ02-27
4381	W20EXR-U11
4386	T16PR-U15
4388	K20TXR
4392	T16EPR-U
4415	XU22EPR-U
4418	IXU01-27
4424	W16EPR-U11
4425	IWF24
4429	U16FS-U
4430	X24GPR-U
4433	PK20TR11
4435	K16GPR-U11
4450	U24ESR-NZU

NGK (Order-No)	DENSO
4452	W9LMR-US
4457	IW01-31
4461	W20FR-L
4482	IRE01-35
4483	K20TXR
4485	Q22PR-ZU
4492	IW01-24
4495	W24FPR-U10
4497	PQ20R-P11
4509	U22ESR-N
4510	W20FS-U
4511	W20FP-U
4517	IK02-31
4522	W27FSR
4525	W24ES-ZU
4528	W27EBR
4533	U22FS-ZU
4534	W14EKR-S11
4542	P20R8
4546	U24ESR-NZU
4547	U31ESR-NZU
4548	U27ETR
4549	U22FSR-U
4551	W27FSR-U10
4553	W20FPR-U
4562	W20MP-U
4563	K20PBR
4578	U22ESR-N
4588	PQ16R
4589	SK20R11
4590	IQ02-31
4614	IA01-32
4615	IK27
4618	W9LMR-US
4619	K20PR-U
4623	X16FSR-U
4626	W22MPR-U
4629	U22FS-U
4630	X27GPR-U
4632	W20FPR-L
4635	W20FS-ZU
4636	Q16PR-U15
4637	IQ02-31
4638	IW01-34
4639	PK20PR11
4642	PK16PR-P11
4665	T20EPR-U
4666	T20EP-U
4669	W16EP-U
4675	U27ESR-NZU
4684	W31ESR-U
4685	K22PR-ZU
4691	W16EP-U
4695	U14FSR-UB
4696	PK16PR11
4707	IK27C11
4709	IK27C11
4712	U20FS-U
4722	W16ESR-U
4725	W27ES-ZU
4728	IW16
4730	X24GPR-U
4735	IXU01-27
4737	W22FSR
4741	IW01-27
4754	IA01-34
4762	T16PR-U
4772	IX27
4778	IUF31A
4783	Q16P-U11
4783	Q16PR-U
4793	PK20PR-P8
4795	XU22EPR-U
4823	X20FSR-U
4824	W20EPR-U11

NGK (Order-No)	DENSO
4830	X27GPR-U
4832	W31ESR-U
4838	W24FPR-U10
4839	W24FPR-U10
4840	IK02-27
4853	PK22PR8
4854	U24ESR-N
4856	K20PR-U
4875	IW16
4876	K20PR-U
4877	PK22PR8
4915	W24FSR
4919	IQ20
4921	W22MP-US
4922	W20ESR-U
4929	X24EPR-U9
4930	Q20P-U
4936	K16GPR-U11
4940	IU01-31
4973	ITF16
4975	Q16P-U11
4975	K16P-U
4984	P20PR8
4985	IAE01-32
4988	IQ31
5006	U27ESR-N
5011	W14FP-UL10
5024	W14FPR-U
5030	Q22P-U
5039	W20EP-U
5044	IW24
5058	IK27
5084	QJ16CR11
5089	P20PR-S11
5096	U22ES-N
5098	W14FPR-UL
5109	IK02-31
5110	W22FS-U
5111	W22FP-U
5122	W22ESR-U
5123	X24FS-U
5126	W24FS-U10
5127	W31ES-ZU
5128	W22EDR14
5129	X22EPR-U9
5135	K20PBR
5136	IW20
5146	PTJ14R15
5152	IU01-34
5153	IW01-27
5156	W16EPB10
5157	W22ES-ZU
5165	KJ16CR-L11
5170	W24EPR-U
5182	K16PR-ZU11
5186	Q24PR-ZU
5188	K16PR-U11
5196	IW01-27
5201	K22TNR-S
5216	K16TNR-S9
5219	U24FER9
5224	IW01-31
5255	IRE01-27
5256	W20MPR-U10
5273	PT16EPR-L13
5275	PQ20R-P8
5281	IXU01-31
5282	Q20PR-U11
5312	Q22PR-ZU
5328	W20EPR-S11
5329	X27EPR-U9
5334	T20R-U
5339	W20EPR-U11
5341	PK16R8
5343	W20FPR-U

NGK (Order-No)	DENSO
5344	SK20PR-L9
5360	IQ01-24
5372	P22PR8
5389	IW01-31
5411	W9EP
5422	W24ESR-U
5423	X27ESR-U
5428	W20EPR-S11
5430	K24PR-ZU
5441	Q24PR-ZU
5442	IW01-24
5454	U27FER9
5459	PK16PR11
5461	K20PBR-S10
5464	K16PR-ZU11
5470	W16EXR-ZU
5483	IRE01-27
5487	IQ27
5492	XU27EPR-ZU
5497	IU01-24
5510	W24FS-U
5516	IQ27
5521	W20ETR-L
5526	SF-10
5531	X20EPR-U9
5539	W24FR-L
5541	W22FPR-U
5542	PK20PR-L11
5545	IX27B
5553	K20PR-U11
5554	IQ27
5555	PK20PR-L11
5558	IQ31
5565	W22EPR-ZU
5573	IW24
5576	K27PR-ZU
5583	IW01-27
5584	KJ16CR-L11
5585	KJ20CR-L11
5600	U27ETR
5602	IU01-34
5611	W14EX-U11
5623	W14EXR-U
5626	SF-51
5627	W24ES-ZU
5628	W14M-US
5629	X22EP-U9
5631	X27EPR-ZU9
5637	W20EP-U
5638	W16EPR-U11
5647	IQ31
5649	K20TXR
5664	Q16PR-ZU11
5666	U24FER9
5667	PK22PR-L11S
5673	IW01-24
5675	K16P-U
5685	W16ETR-S
5692	XU24EPR-U
5722	W27ESR-U
5724	K20PR-L11
5728	W14MR-U
5730	W20EKR-S11
5751	IK01-24
5760	P16PR11
5772	K22TMR11
5798	W9LMR-US
5801	IU01-34
5810	W27FS-U
5811	W14EX-U
5813	IK02-31
5823	W16EXR-U
5824	W22FS-ZU
5827	W27ES-ZU
5829	X24EP-U9

NGK (Order-No)	DENSO
5831	W34ES-ZU
5832	W20EPR-ZU
5835	IAE01-32
5838	PK16PR11
5839	J16CR-U
5851	IU24
5855	Q22PR-ZU
5860	Q20P-U
5861	RU01-27
5869	Y27FER-C
5879	IW01-34
5880	W31ES-ZU
5881	K22TNR-S
5882	IU01-27
5913	KJ22CR-L8
5921	W20M-US
5924	W24FS-ZU
5927	W31ES-ZU
5928	W14MP-U10
5929	J16B-U11
5930	J16A-U11
5932	W20EPR-S
5943	U27ESR-NZU
5944	W22FS-ZU
5947	IAE01-34
5950	T20MP-U
5953	W20PR-U
5957	RU01-34
5982	IAE01-34
5998	IXU01-34
6026	W20MP-U10
6028	W14MPR-U10
6029	J16AR-U11
6078	T20EPR-U
6097	K22PR-U
6124	W27FS-ZU
6129	Q20PR-U
6130	Q16PR-U
6193	X27ETR
6195	W16ETR-S
6211	W16EX-U
6212	X16FSR-U
6216	IUH27
6221	T20M-U
6222	W16FPR-U
6223	W16EXR-U11
6224	W31FS-ZU
6229	J16BR-U
6234	K16P-U11
6236	K22TNR-S
6237	Q20P-U
6239	IQ31
6240	VKH16
6248	P20PR8
6256	K22PR-L11
6262	Q20PR-U11
6263	U27ESR-N
6264	U31ESR-N
6265	IWF24
6290	PK20PR-P11
6321	W22M-US
6321	W22MP-US
6323	Q20PR-ZU11
6324	IW16
6326	W20FP-U10
6328	W14MPR-U10
6334	J16HR-U10
6338	Q22P-U
6354	X24ESR-ZU
6361	X27ESR-ZU
6371	K16PR-ZU11
6376	K16HPR-U11
6410	W16ES-U
6411	W16EX-U11
6418	IK20

NGK (Order-No)	DENSO
6419	IUH27
6421	T22M-U
6422	W22FPR-U
6424	IW20
6427	W20EXR-U
6429	J16BR-U11
6431	SF-24
6434	IT27
6436	XU27EPR-ZU
6437	K20PBR-S10
6452	U16FSR-UB
6457	RU01-34
6458	PK20PR-P8
6464	W20EPR-U
6465	K20PR-U11
6466	T20EP-U
6487	U24ESR-NZU
6488	T20EP-U
6511	W16EP-U
6512	X20FS-U
6521	W22M-US
6526	W9EXR-U
6535	U16FSR-UB
6548	U31FER9
6549	IW01-24
6564	Q24PR-ZU
6587	K24PR-U11
6597	IW16
6629	X27EP-U9
6637	W20EPR-ZU
6674	T16EPR-U15
6681	X24ESR-ZU
6687	S22PR-A7
6689	U16FER9
6696	Q16PR-U11
6711	KJ20DR-M11
6715	W24FSR
6724	W22ES-ZU
6726	W20MPR-U10
6729	W24FPR-U10
6741	PK20PR-P11
6742	IWF24
6764	IW20
6801	IW31
6821	U24FS-U
6824	W24ES-ZU
6832	W22EKR-S11
6837	T20EPR-U
6838	K20PR-ZU11
6887	IW01-24
6895	K20TNR
6928	W14EP-U
6934	W22ES-ZU
6950	T16PR-U15
6953	K16PR-U11
6955	U27ESR-NB
6962	K20PR-U
6963	IK24C11
6965	U20ESR-N
6968	IK24C11
6985	IU24A
6988	K22PR-ZU
6992	K20BR-S10
6993	K20TNR-S
6994	SKJ20DR-M11
7001	IWF24
7003	IW16
7004	U22ETR
7021	W20MP-U
7022	W20FPR-U
7023	U20FSR-U
7026	W20EPR-ZU
7028	W21ESR-L11
7031	W22EPR-S11
7035	IW01-27

NGK (Order-No)	DENSO
7038	W14EXR-U
7043	RU01-34
7049	PK16PRI1
7050	IW01-34
7051	W24ES-ZU
7055	W16PR-U
7058	W27ES-C
7067	IWF22
7075	W16EPR-U
7112	X24FS-U
7113	K16HPR-U11
7121	Q20PR-U11
7124	W27ES-ZU
7141	K20R-ZU11
7148	W27ES-U
7162	X24ESR-U
7164	IT16
7168	XU24EPR-U
7177	ITF16
7204	W24FSR-U10
7210	Q20P-U11
7214	IW16
7222	W14EPR-U
7223	U22FSR-U
7226	W22EPR-U11
7236	IUF24
7237	X24ESR-ZU
7239	IK01-27
7243	IT16
7252	KJ16CR-L11
7254	W27ES-ZU
7264	W20EPR-S
7265	W22EPR-U
7270	W22EPR-ZU
7272	ITF16
7273	VKA16
7274	U20FS-ZU
7281	W16EPR-U
7300	IT16
7310	W20ES-U
7311	W16EP-U11
7316	IT16
7321	W22MP-US
7324	W31ES-ZU
7327	W16EX-U
7335	W31ES-ZU
7340	K20P-U11
7345	J16CR-U
7348	ITF20
7354	K22TNR-S
7359	IQ02-24
7361	Q20PR-ZU11
7378	PKJ16CR8
7382	IQ27
7383	W24FS-ZU
7385	IU22
7386	TR22-10
7390	K16R-U
7397	IT16
7400	RU01-31
7401	ITF16
7411	N24EXR-B
7418	SK16PR-A11
7421	W20MR-U
7422	W16EPR-U
7423	U24FSR-U
7426	W16FP-UL
7429	W16FP-U10
7435	W20FS-ZU
7437	X24EPR-ZU
7443	W20MP-U
7444	X31ETR
7445	Q16PR-ZU11
7447	SF-24
7449	W25EAR

NGK (Order-No)	DENSO
7450	IW01-29
7451	IW01-24
7452	IXU01-31
7453	IW01-31
7455	IW01-27
7457	IWM01-31
7461	IQ31
7466	W24ES-ZU
7468	W22FS-ZU
7471	U24ES-N
7472	W22MP-US
7473	U24FE9
7477	PK16R11
7480	W29EBR
7481	IXU01-34
7482	IW01-34
7483	IW01-29
7484	X27ESR-ZU
7485	IWM01-29
7487	W22EPR-ZU
7490	W27ES-ZU
7496	Q16PR-U
7497	W22M-US
7498	W27ES-ZU
7499	U27ES-N
7502	U27FER9
7509	S22PR-A7
7512	X20ES-U
7516	ITF20
7524	W16EXR-ZU
7526	IW27
7528	W14EP-U
7529	W20EP-U
7537	W16EXR-U
7541	P16PR8
7544	IUF22
7546	U22ETR
7548	W27ESR
7550	PKJ20CR8
7553	K20PBR-S10
7559	ITF16
7569	IT20
7586	PT16VR13
7588	ITF20
7598	W27ES-ZU
7611	W20EX-U
7613	W31ESR-U
7626	W9FP-UL
7637	W24FS-U10
7639	W20EP-U
7641	IU01-31
7642	K16PR-U
7654	VKH20
7658	PK20PR-P11
7659	K20TNR-S9
7669	IUF24
7677	W9LMR-US
7680	IW31
7681	Q22PR-ZU
7682	X22EPR-ZU9
7684	IU24A
7696	PKJ20CR8
7697	W24FS-U
7711	W20EX-U11
7726	W20ETR-S
7727	W20EX-U
7736	IQ01-31
7738	W22ETR-L
7740	PT16EPR-L13
7756	IRE01-34
7763	IW01-27
7784	U24ESR-NB
7785	IU27A
7788	W27ESR-U
7789	IXU22

NGK (Order-No)	DENSO
7790	PKJ20CR-L11
7791	IU01-24
7792	IU01-27
7803	IX22B
7807	VK20G
7810	Q16P-U11
7811	W20EP-U
7822	W20EPR-U
7823	W14FPR-U
7824	W20EPR-ZU
7829	W22FP-U10
7836	W22FS-ZU
7837	T20EPR-U
7839	X22ESR-U
7840	U16FSR-U
7841	PK20PR11
7852	W22FSR
7862	PTJ16R15
7870	XU24EPR-ZU
7873	K22PBR-S
7893	VKB16
7910	W20ES-U
7912	X22ES-U
7917	KJ16CR-L11
7926	W9FP-UL
7928	W31ES-U
7937	W24FPR-L
7938	K16PR-U
7956	K20TXR
7963	PK22PR8
7968	PKJ16CR-L11
7986	W24ESR-U
7994	SK16PR-A11
7998	K20BR-S10
8013	IWF24
8027	XU27EPR-ZU
206-209	IK24
206-210	IK24
206-215	W20FS-ZU
206-216	IWF22
206-217	IWF24
206-218	IW16
206-219	IW20
206-220	W20FS-ZU
206-221	IW22
206-222	W22FS-ZU
206-223	IW31
206-224	IW24
206-225	IWF24
206-226	IW27
206-227	IU22
206-229	U20FS-ZU
206-230	IUF22
206-231	IUH24
206-232	IU24
206-233	IUF24
206-234	IUH27
206-235	IU27
206-236	IX27
206-237	IX22B
206-238	IX24B
206-239	IX27B
206-240	IX24
NGK (V-Line)	DENSO
1	W20EPR-S
2	W20EPR-U
3	W20FPR-U
4	W20EP-U
5	T20EP-U
6	W16EPR-U
7	T20EPR-U
8	W16EP-U
9	W20EXR-U
10	W20EXR-U11

NGK (V-Line)	DENSO
11	Q20PR-U11
12	Q20PR-U
13	W20EPR-U11
14	K20PR-U11
15	J16CR-U
16	Q16P-U11
17	Q20P-U
18	W20FP-U
19	W22EPR-U
20	K20TXR
21	W20EPR-S
22	W20EPR-S
23	K20TXR
24	K20PBR-S10
25	PT16VR13
26	K20TNR
27	K20PBR-S10
28	K20PR-U
29	K16TNR-S9
30	K20TXR
31	PT16EPR-L13
32	Q16PR-U
33	K16PR-U11
34	PKJ16CR-L11
35	K16PR-U
NISSAN	DENSO
22401-01B14	W14EXR-U11
22401-01M14	W14EX-U11
22401-01P14	Q14R-U11
22401-01P15	Q16PR-U11
22401-01P16	Q20PR-U11
22401-01P17	Q22PR-U11
22401-08U15	PQ16R
22401-08U16	PQ20R
22401-0P615	PQ16R
22401-0P616	PQ20R
22401-12E15	Q16PR-U
22401-12E16	Q20PR-U
22401-18V16	P20R8
22401-19V16	Q20P-U
22401-1P115	PK16PR-L11
22401-1P116	PK20PR-L11
22401-20J05	K16PR-U
22401-20J06	K20PR-U
22401-21B15	W16EPR-U
22401-21B16	W20EPR-U
22401-27N65	PK16R11
22401-27N66	PK20PR11
22401-27T65	P16PR11
22401-2J200	K16R-U11
22401-2J204	Q14R-U11
22401-2J206	K20R-U11
22401-30R15	K16GPR-U11
22401-37P16	PK20PR11
22401-40P65	PK16R11
22401-50V16	P20R8
22401-50Y05	K16PR-U11
22401-53J05	K16R-U
22401-53J06	K20R-U
22401-53J66	SK20PR-L9
22401-53J67	PK22PR8
22401-53V16	PK20PR-P8
22401-53V17	PK22PR8
22401-55V16	PK20PR-P8
22401-58S15	PQ16R
22401-58S16	PQ20R
22401-58S17	PQ22PR-L11
22401-70J10	K20R-U
22401-70J11	KJ22CR-L8
22401-70J13	K16R-U
22401-85E15	K16PR-U11
22401-85E16	K20PR-U11
22401-97E65	PK16R11
22401-99B22	K16PR-U11

NISSAN	DENSO
22401-F6515	PQ16R
22401-F6516	PQ20R
22401-HC000	W16EPR-U11
22401-M7715	W16ES-U
22401-M7716	W20ES-U
22401-M7915	W16ESR-U
22401-N8714	W14EP-U
22401-N8715	W16EP-U11
22401-N8716	W20EP-U11
22401-P8314	W14EPR-U11
22401-P8315	W16EPR-U11
22401-P8316	W20EPR-U11
22401-P8616	W20ESR-U11
22401-S6015	W16EP-U11
22401-V0516	W20EP-U
22401-V1414	W14EPR-U
22401-V1415	W16EPR-U
22401-V1416	W20EPR-U
22401-V5015	Q16P-U11
22401-V5016	Q20P(R)-U11
22401-VR306	P20PR11
22401-W8915	W16EP-U
22401-W8916	W20EP-U
22401-WD517	IK22
22401-Y9066	K20PBR
B2401-89904	W16EX-U
B2401-89905	W20EX-U
OPEL	DENSO
41954	ITV20
1214000	K20TXR
1214002	W16EPR-U
1214003	K20TXR
1214004	K20R-U
1214005	K20TXR
1214007	W20EPR-U
1214008	W20EPR-U11
1214009	K20PR-U11
1214011	W20FS-U
1214013	ITV16
1214015	K20TXR
1214016	W20FS-U
1214018	W20FS-U
1214019	W20FPR-U
1214031	KJ16CR-L11
1214134	W20FPR-U
1214144	Q20PR-U
1214145	K20PR-U
1214148	K20PR-U11
1214149	W16EPR-U
1214455	K20TXR
1214462	PK16PR11
1214802	W20EPR-U
1214803	W20EPR-U11
1214805	W20FPR-U
1214807	W20EPR-U
25173847	ITV20
90414815	K20R-U
91132006	K20TXR
PEUGEOT	DENSO
5962.2A	W20EPR-U
5962.3L	W20EPR-U
5962.3N	W20FPR-U
5962.3R	W20EPR-U
5962.3T	W22EPR-U
5962.3W	W22EPR-U
5962.4A	K20TXR
5962.4E	W20EPR-U
5962.6L	K20PR-U
5962.72	T20EP-U
5962.87	T22EP-U
5962.E2	Q16PR-U
5962.H1	T22EP-U
5962.H8	Q16PR-U

PEUGEOT	DENSO
5962.H9	Q20PR-U
5962.K0	Q20PR-U
5962.K1	Q22PR-U
5962.K3	K22PB
5962.W6	Q22PR-U
PORSCHE	DENSO
905 0714	W16EP-U
928 094 602 03	W20EP-U
999 020 802 10	W20FS-U
999 170 002 90	W22FP-U
999 170 007 90	W24ES-U
999 170 008 90	IW24
999 170 014 90	W24ES-U
999 170 044 90	W24ES-U
999 170 050 90	W22EP-U
999 170 051 90	W22EP-U
999 170 052 90	W22EP-U
999 170 055 90	W22EP-U
999 170 056 90	W22EP-U
999 170 060 90	W24ES-U
999 170 068 90	W24ES-U
999 170 110 90	IW24
999 170 111 90	W22EP-U
999 170 116 90	W24ES-U
999 170 119 90	W20EP-U
999 170 126 90	W20EP-U
999 170 132 90	W16EP-U
999 170 133 90	W16EP-U
999 170 135 90	W22EP-U
999 170 136 90	W16EP-U
999 170 138 90	W20EP-U
999 170 139 90	W20EP-U
999 170 140 90	W24ES-U
999 170 141 90	W20FPR-U
999 170 142 90	W20FPR-U
999 170 146 90	W20EP-U
999 170 148 90	W20EP-U
999 170 150 90	W24ES-U
999 170 158 90	W20EPR-U
999 170 162 90	W24ES-U
999 170 165 90	W22EP-U
999 170 167 90	W20FP-U
999 170 168 90	W20EP-U
999 170 170 90	W16EP-U
999 170 182 90	K22PBR-S
999 170 183 90	K22PBR-S
999 170 195 90	K20TNR-S9
999 170 204 90	PK20PTR-S9
N 178 111 9	W20ES-U
N 178 113	W22EP-U
N 178 118	W20EP-U
N 178 121 6	W20ES-U
N 178 128	W20EP-U
N 178 139 9	W20EP-U
RENAULT	DENSO
700852522	T20EP-U
6001004972	IT27
6001040356	K22PBR-S
6001040543	T16EPR-U
7439146775	K20TXR
7700101401	Q16PR-U
7700103503	W16EPR-U
7700103533	K16TNR-S9
7700107916	K16TNR-S9
7700115827	K20TXR
7700260637	K22PB
7700267140	IT20
7700267805	IT24
7700273462	Q16PR-U
7700274154	K20PR-U
7700500036	W24ES-ZU
7700500192	K16HPR-U11
7700500155	K20PR-U

RENAULT	DENSO
7700565155	W27ES-ZU
7700587168	W20FP-U
7700714540	T20EPR-U
7700722095	T20EP-U
7700724821	W20EP-U
7700725302	W16EPR-U
7700726503	T22EP-U
7700727383	W20EPR-U
7700731583	T22EP-U
7700732626	W22EP-U
7700733422	W16FP-U
7700736149	T22EP-U
7700736150	T22EP-U
7700737457	T22EP-U
7700737458	IT22
7700737459	W22EP-U
7700737612	Q16PR-U
7700742094	W22EPR-U
7700743137	Q16PR-U
7700749163	Q16PR-U
7700852543	IT20
7700855463	K20PBR
7700855918	K20EP-U
7700856342	K20PBR
7700856909	Q16PR-U
7700856910	Q16PR-U
7700860235	W16EP-U
7700861471	W22EP-U
7700862054	W16EP-U
7700868864	W22EPR-U
7700869200	W16EP-U
7700871617	K20PBR
7701021767	T20EP-U
7701041214	W16EP-U
7701041215	T20EP-U
7701043624	K22PBR-S
7701366084	W24ES-ZU
7701366085	W24ES-ZU
7701366087	W22EP-U
7701366267	W20FP-U
7701366268	W22EP-U
7701366269	W20EP-U
7701366270	T20EP-U
7701366513	W16FP-U
7701366514	T20EP-U
7701366515	W20FP-U
7701366516	W20EP-U
7701366533	W16FS-U
7701366539	W16EP-U
7701366903	W16EP-U
7701414021	W20FP-U
7701414022	W16FP-U
7701414023	W20EP-U
7701414024	W22EP-U
7701414025	W20EP-U
7701414026	T22EP-U
7701414027	T22EP-U
7701414028	T20EP-U
7701414029	T22EP-U
7701414030	T20EPR-U
7701414031	W20EPR-U
7701414032	W16EPR-U
7701414036	W22FP-U
7701414037	W22FS-U
7701414038	T20EP-U
7701414039	Q20P-U
7701414040	Q22PR-U
7701414056	T20EP-U
7701414065	Q22P-U
7701414066	IT27
7701742094	W22EPR-U
8200020791	K20R-U
8200020796	K20PR-U
8200030765	XE20HR-U9
8200034236	K16HPR-U11

RENAULT	DENSO
8304504277	QJ16HR-U9
8933003862	Q20PR-U
9632182880	PK20PR11
UE0073007	K20PR-U
ROVER	DENSO
ERR3799	W16EPR-U
ERR743	W20EPR-U
ETC7244	W16EPR-U
FDU2522	Q20PR-U11
FDU2522EVA	Q20PR-U11
NLP007664EVA	KJ20CR-L11
NLP007666EVA	KJ16CR-L11
NLP1000320	PK16PR11
NLP1000320	PK16PR-L11
NLP10010	W20EP-U
NLP100130	KJ20CR-L11
NLP100260	W20EPR-U
NLP100290	PK20PR11
NLP100290L	PK20PR11
RTC3571	W20ES-U
RTC3573	W16FP-U
SAAB	DENSO
885004	M22
885087	Q20P-U
885095	Q22P-U
885186	Q20PR-U11
885210	Q22PR-U11
885244	W20EP-U
885285	W22EP-U
885293	W22EPR-ZU
885308	W22FP-U
885511	Q22PR-ZU
885632	Q16PR-U
885756	Q20PR-ZU11
885855	Q16PR-ZU11
885999	Q22PR-U
4444741	K20TXR
4501029	K20TXR
7504442	Q22P-U
7515075	W20EP-U
8350076	W20EP-U
8814402	W22EP-U
8819302	Q22PR-ZU
8819310	Q20PR-ZU11
8819328	W22EPR-ZU
8819336	W20EPR-ZU
9112541	Q22PR-U11
9116385	Q16PR-U
9117565	Q20PR-U11
9136276	Q16PR-ZU11
9139643	Q20PR-ZU11
9171307	K22PR-U11
9188681	PK22PR-L11S
9399866	PK20PR11
12787099	PK20PR11
SPLITFIRE	DENSO
SF10B	T22EP-U
SF10C	T22EP-U
SF10D	IT20
SF10D	T20EPR-U
SF10D6	T16EPR-U15
SF10E6	T16EPR-U15
SF13C	ITF24
SF2C	ITF20
SF2C	T20PR-U
SF2D	ITF20
SF2D	T20PR-U
SF2E	ITF16
SF2E	T14PR-U
SF2F	ITF16
SF2F	T16PR-U
SF392A	K24PR-U11

SPLITFIRE	DENSO
SF392B	Q22PR-U
SF392D	Q16PR-U
SF392D6	Q16PR-U15
SF393C	K27PR-ZU
SF405A	W31ES-ZU
SF405A	IW31
SF405B	W27ES-ZU
SF405C	W24ES-ZU
SF405D	W22ES-ZU
SF405F	IW16
SF406A	W31ES-ZU
SF406B	W27ES-ZU
SF406C	W24ES-ZU
SF413B	X27ESR-ZU
SF415B	X27EP-U9
SF415C	X24EP-U9
SF416B	X27EPR-U9
SF416C	X24EPR-U9
SF416D	X22EPR-U9
SF416D	X22EPR-ZU9
SF416D	XU22EPR-U
SF416D	XU22EPR-ZU
SF419D	IUF22
SF419D	U22FS-ZU
SF419D	U22FS-U
SF426E	J16CR-U
SF430B	U27ESR-N
SF430C	U24ESR-N
SF522D	KJ20CR-L11
SF534D	ITV16
SF550C	Q20PR-U11
SF550C	Q20PR-ZU11
SF6A	W24EPR-U
SF6A	IW24
SF6B	IW22
SF6B	W22EPR-U
SF6C	W20EPR-U
SF6C	W20EPR-ZU
SF6D	IW16
SF6D	W16EPR-U
SF6E	W16EXR-ZU
SF6E	W16EPR-U
SF6F6	W16EXR-U11
SF6F6	W16EXR-ZU
SF98E	QJ16AR-U
TP10C	IT20
TP10D	IT16
TP2C	ITF22
TP2D	ITF20
TP2E	ITF16
TP392A	K22PR-ZU
TP392B	K22PR-ZU
TP392C	K20PR-ZU11
TP392D	K16PR-ZU11
TP405A	IW31
TP405A	W31ES-ZU
TP406B	IW27
TP406B	W27ES-ZU
TP406C	IW24
TP406C	W24ES-ZU
TP409B	IWF24
TP409B	W24FS-ZU
TP416B	IX27B
TP416B	X27EPR-ZU9
TP416C	IX24B
TP416C	X24EPR-ZU9
TP416D	IXU22
TP416D	XU22EPR-ZU
TP416D	IX22B
TP416D	X22EPR-ZU9
TP430B	IU27A
TP430B	IUH27
TP430B	U27ESR-NZU
TP430B	U27ESR-NZU
TP430C	IU24A

SPLITFIRE	DENSO
TP430C	IUH24
TP430C	U24ESR-NZU
TP430C	U24ESR-NZU
TP522D	KJ20SR11
TP522D	KJ20SR11
TP6A	IW24
TP6B	IW22
TP6B	W22EPR-ZU
TP6C	IW20
TP6C	W20EPR-ZU
TP6D	IW16
TP6D	W16EXR-ZU
SUBARU	DENSO
22401AA030	W20EP-U
22401AA060	W16EX-U11
22401AA080	W20EX-U11
22401AA110	J16A(R)-U11
22401AA120	W20EPR-U11
22401AA130	W20EPR-U11
22401AA200	W20EPR-U
22401AA210	W22EPR-U
22401AA220	W20EPR-U
22401AA310	K20PR-U11
22401AA320	K20PR-U11
22401AA370	PK20PR11
22401AA390	J16AR-U11
22401AA400	PK20PR-P8
22401AA460	W16EXR-U11
22401AA470	W20EXR-U11
22401AA490	PK20PR11
22401AA500	K20PR-ZU11
22401AA510	K20PR-ZU11
22401AA530	PK20PR-P8
22401AA531	PK10PR-P8
22401AA540	K20PR-U11
22401AA550	K16PR-U11
22401AA570	PK16R11
22401AA580	VKH20
22401AA610	KJ20SR11
22401AA630	VKH20Y
22401KA030	Q20P-U11
22401KA060	W20EPR-S11
22401KA080	K20PR-U
22401KA090	Q20PR-U
22401KA130	W20EPR-U
22401KA150	K20PR-U
22401KA160	K20DTR-S11
22401KA180	K16DTR-S11
22401KA190	W16EPR-U11
22401KA200	K16PR-U11
22401KA240	XU22EPR-U
22401KA260	XU22EPR-U
22401KA310	XU24EPR-U
380280102	W20EX-U
380280802	W16ES-U
380281102	W22ES-U
420545402	W16EP-U
420545502	W20EP-U
420545602	W16EP-U11
420545702	W20EP-U11
420545802	J16B(R)-U11
420547102	W16EX-U
420547302	W16EX-U11
420547602	W20EP-U11
480281302	W20ES-U
480287002	W14EX-U
480287100	W14EX-U11
482415700	W16EP-U
490010072	W14EXR-U
490010082	W16EXR-U
490010092	W20EXR-U
820541812	W20FS-U
820546012	W24FS-U
820549312	W22FS-U

SUZUKI	DENSO
880287802	W16FS-U
09482-00180	W31ES-ZU
09482-00499	IW01-24
09482-00500	IW01-27
4DA36-M07	K22PR-ZU
4DA36-M08	K24PR-ZU
4DA36-M09	K27PR-ZU
4DA36-M10	IK31
4GA36-M08	IXU24
4GA36-M09	IXU27
99000-79374	W22ES-ZU
TORCH	DENSO
2197	X22ES-U
2197C	X22ES-U
4104JC	W14-US
4106JC	W20S-U
4135J	W14F-U
4136J	W16FS-U
4195J	W16ES-U
4197J	W22ES-U
4198J	W24ES-U
A4106C	W20M-US
A6RC	U20FSR-U
A7RC	U22FSR-U
A7RTC	U22FSR-U
A7TC	U22FS-U
B7R	U22ESR-N
B8R	U24ESR-N
B8RD	U24ETR
B9R	U27ESR-N
D6RTC-9	X20EPR-U9
D7RTC-9	X22EPR-U9
DBRC	X24ESR-U
DBRTC-9	X24EPR-U9
DK7RTC	XU22EPR-U
ESRTC	W16FPR-U
ESTC	W16FP-U
E6RCA	W20FR-L
E6RTC	W20FPR-U
E6TC	W20FP-U
E7RC	W22FSR
E7RTC	W22FPR-U
E7TC	W22FP-U
E8RC	W24FSR
E8RCA	W24FR-L
E8RTC	W24FPR
FSRTC	W16EPR-U
F5TC	W16EP-U
F6C	W20ES-U
F6RTC	W20EPR-U
F6TC	W20EP-U
F7C	W22ES-U
F7RTC	W22EPR-U
F7TC	W22EP-U
F8C	W24ES-U
F8RC	W24ESR-U
F8TC	W24EP-U
F9C	W27ES-U
KSRTC	Q16PR-U
K5TC	Q16P-U11
K6RF	K16PR-U
K6RTC	Q20PR-U
K6TC	Q20P-U
K7RTC	Q22PR-U
K7TC	Q22P-U
L6	W20M-US
L6C	W20M-US
L6T	W20MP-U
L6TC	W20MP-U
L7	W20M-US
L7T	W20MP-U
L7TC	W22MP-US
L9	W22M-US
L9T	W22MP-US

TORCH	DENSO
N7C	T22M-U
P6RTC	T20PR-U
P6TC	T20P-U
Q6RTC	T20EPR-U
Q6TC	T20EP-U
T1136	U20FS-U
T1137	U22FS-U
T1137C	U22FS-U
T2138	X20FS-U
T4135JC	W16FP-U
T4136JC	W20FP-U
T4137JC	W22FP-U
T4195J	W14EP-U
T4196JC	W20EP-U
T4197JC	W22EP-U
T8RTC	MA20PR-U
T8TC	MA20P-U
TOYOTA	DENSO
08922-01016-83	W16EXR-U
08922-01017-83	W20EXR-U11
08922-01018-83	W16EX-U (A)
08922-01019-83	W16EXR-U11
08922-01020-83	Q20R-U11
90080-91048	K20R-U
90080-91059	PK20R13
90080-91065	PK20R13
90080-91066	K20R-U
90080-91108	K20R-U
90080-91128	PK20TR13
90080-91145	K16TR11
90080-91159	SK20R-P13
90080-91193	K16R-U11
90080-91194	K16R-U11
90080-91204	K20R-U11
90080-91229	K16R-U
90098-16675	W16EXR-U
90098-16745	W16EPR-U
90098-20535	IW20
90098-25305	W25EN
90098-27305	IW27
90098-31305	IW31
90098-34305	IW34
90098-37305	W37EN
90098-64032	W14EX-ZU
90098-64033	W14EXR-ZU
90098-66032	W16EXR-ZU
90098-66033	W16EXR-ZU
90098-66038	Q16(R)-ZU11
90098-66039	Q16PR-ZU11
90098-66113	PT16EPR-L13
90098-70032	IW20
90098-70033	W20EPR-ZU
90098-70036	IW20
90098-70038	Q20(R)-ZU11
90098-70039	Q20PR-ZU11
90098-72036	W22ES-ZU
90098-72037	IX22
90098-74013	W24ES-V
90098-74036	W24ES-ZU
90098-74037	X24ESR-ZU
90098-77013	W27ES-V
90098-77036	W27ES-ZU
90098-77037	X27ESR-ZU
90098-79036	W29ES-ZU
90098-79037	X29ES-ZU
90098-81036	W31ES-ZU
90098-81037	IXU01-31
90919-01004	W17ES
90919-01020	W14EP-U
90919-01027	W16EP-U
90919-01037	W29EN
90919-01039	W32EN
90919-01041	W16EX-U
90919-01051	W16EPR-U

TOYOTA	DENSO
90919-01053	W14EXR-U
90919-01055	W9EP
90919-01056	W14EX-U
90919-01057	W20EXR-U
90919-01059	W16EX-U
90919-01064	W16EXR-U
90919-01065	W14EXR-U
90919-01076	W14EX-ZU
90919-01077	W16EXR-ZU
90919-01083	W20EX-U
90919-01084	W20EXR-U
90919-01085	W14EX-U11
90919-01087	W16ET-S
90919-01088	W20ET-S
90919-01089	W20ET-S
90919-01090	W16ET-S
90919-01091	W16EXR-U11
90919-01092	W20ETR-S
90919-01094	W16EX-U11
90919-01095	W16ETR-S
90919-01096	W16ETR-S
90919-01097	W20ETR-S
90919-01098	W20EXR-U
90919-01100	T16EX-U
90919-01102	W16EXR-U
90919-01103	W14EXR-U
90919-01104	W16EXR-U11
90919-01108	W14EXR-U11
90919-01109	W14EXR-U11
90919-01113	J16AR-U11
90919-01114	J16AR-U11
90919-01115	P16R
90919-01116	P16R
90919-01117	J16B(R)-U11
90919-01118	J16B(R)-U11
90919-01119	J16BR-U
90919-01120	J16BR-U
90919-01121	PQ16R
90919-01122	PQ16R
90919-01123	J16BR-U11
90919-01125	W20EXR-U11
90919-01126	W20EXR-U11
90919-01127	PQ20R
90919-01128	PQ20R
90919-01129	Q16R-U11
90919-01131	Q20R-U11
90919-01133	P16R13
90919-01134	P16R13
90919-01135	PQ20R-P11
90919-01136	PQ20R-P11
90919-01139	W20EX-U11
90919-01144	P16R
90919-01145	PQ20R-P8
90919-01146	PQ20R-P8
90919-01147	P20R8
90919-01148	P20R8
90919-01149	Q20R-U
90919-01151	PQ16R8
90919-01152	PQ16R8
90919-01153	Q16R-U
90919-01155	QJ16AR-U
90919-01157	PQ16R13
90919-01158	PQ16R13
90919-01159	Q16R-U11
90919-01161	PQ20R8
90919-01162	PQ20R8
90919-01164	K16R-U11
90919-01165	K16R-U11
90919-01166	K20R-U
90919-01168	PK16R11
90919-01169	PK16R11
90919-01170	Q14R-U11
90919-01172	PK20R-P8
90919-01173	PK20R-P8
90919-01174	QJ16AR-U11

TOYOTA	DENSO
90919-01176	K16R-U
90919-01177	K16R-U
90919-01178	PK20R11
90919-01179	PK20R11
90919-01180	PK20R8
90919-01181	PK20R8
90919-01182	PQ20R13
90919-01184	K20R-U11
90919-01187	PK20R13
90919-01188	PK20R13
90919-01190	SK20R8-G
90919-01191	SK20HR11
90919-01192	K16TR11
90919-01193	K16TR11
90919-01194	PK20TR11
90919-01195	PK20TR11
90919-01196	PK16TR11
90919-01197	PK16TR11
90919-01198	K20TR11
90919-01200	PK16TR13
90919-01201	PK16TR13
90919-01202	K20TR11
90919-01205	PK16R8
90919-01206	PK16R8
90919-01207	SK20R-P11
90919-01208	PK20GR8
90919-01209	SK16R-P11
90919-01210	SK20R11
90919-01211	SK20R11
90919-01212	SK20R-P13
90919-01213	PK20GR8
90919-01214	SK16R-P8
90919-01215	SK16R-P8
90919-01217	SK16R11
90919-01218	SK16R11
90919-01219	SK16R-P11
90919-01220	*PK20R11
90919-01221	SK20BGR11
90919-01225	SK20R-P11
90919-01226	SK20BR11
90919-01228	PK20TR8-G
90919-01229	SK20R5-G
90919-01230	SK20BR11
90919-01233	SK16HR11
90919-01235	K20HR-U11
90919-01236	K20HR-U11
90919-01237	SK20R11
90919-01239	SK16R8-PG
90919-01240	SK16R11
90919-01244	K16R-U
90919-01245	K16R-U
90919-01247	SK20HR11
90919-01249	FK20HBR11
90919-W1001	K20HR-U11
90999-09001	W20EP
90999-09006	W16EX-U (A)
90999-09007	W20EX-U (A)
UNIPART	DENSO
ERR3799	W16EPR-U
ERR743	W20EPR-U
GSP130	W16ES-U
GSP131	W16EP-U
GSP141	W16EP-U
GSP151	W20EP-U
GSP160	W20ES-U
GSP163	W20EP-U
GSP171	W20EP-U
GSP181	W22EP-U
GSP191	W24EP-U
GSP2001	K20PR-U
GSP2002	W20EPR-U
GSP2003	Q20PR-U
GSP2004	KJ20CR-L11
GSP2005	K20PR-U11

UNIPART	DENSO
GSP2006	T20EPR-U
GSP2007	K20PR-U
GSP2008	W16EPR-U
GSP2009	W20EPR-U
GSP2010	W20EPB
GSP2011	PT16VR13
GSP2012	T20EPR-U
GSP2013	J16CR-U
GSP2014	K20R-U
GSP2015	K20R-U
GSP2016	K20PR-ZU11
GSP2017	K20TXR
GSP2018	K20TXR
GSP2019	W20EPR-U11
GSP2020	W16EPR-U
GSP2021	MA20P-U
GSP2022	Q16PR-U
GSP2023	Q22PR-U
GSP2024	W20EPBR-S
GSP2025	K16R-U
GSP2026	MA20PR-U
GSP2027	T20EPR-U
GSP2028	K20TXR
GSP2029	W20FPR-U
GSP2030	W20EPBR-S
GSP2031	W20EPB
GSP2032	W16FS-U
GSP2033	MA16PR-U
GSP2034	W16EPR-U
GSP2035	Q16PR-U
GSP2036	W22EPR-U
GSP2037	K20PR-U11
GSP2038	W20EPBR-S
GSP2039	W16EPR-U11
GSP2040	T16EPR-U
GSP2042	K20R-U11
GSP2043	QJ16AR-U
GSP2044	K22PR-ZU
GSP2045	Q16PR-U11
GSP2046	W20ES-U
GSP2047	W20EPBR-S
GSP2048	K20PBR
GSP2049	W20FS-U
GSP2050	W22FS-U
GSP2051	W24ESR-U
GSP2052	K20PR-ZU11
GSP2053	K20TNR-S
GSP2054	T16EPR-U
GSP2055	K20PR-ZU11
GSP2056	W20FP-U
GSP2059	K20TXR
GSP2060	K20PBR-S10
GSP2061	W20EPR-ZU11
GSP2062	K22PR-ZU
GSP2063	X24EP-U9
GSP2064	K20PBR
GSP2098	W20EP-U
GSP2099	W16EP-U
GSP2100	Q20P-U
GSP2101	T20EP-U
GSP2102	T20EP-U
GSP2103	Q20P-U
GSP2111	W20EPR-U
GSP244	W16EPR-U
GSP263	W20EPR-U
GSP264	W16EPR-U
GSP281	W22EPR-U
GSP30	W20S-U
GSP331	T16EPR-U
GSP351	T16EPR-U
GSP361	T20EP-U
GSP381	T22EP-U
GSP4154	MA20P-U
GSP4154X	MA20P-U
GSP4256	W22FS-U

UNIPART	DENSO
GSP4266	W16FS-U
GSP4342	W24EP-U
GSP4347	W22EPB
GSP4352	W22EP-U
GSP4352X	W22EP-U
GSP4356	W22FP-U
GSP4357	W22EPB
GSP4362	W20EP-U
GSP4362X	W20EP-U
GSP4366	W20FP-U
GSP4367	W20EPB
GSP4372	W16EP-U
GSP4376	W16FP-U
GSP4382	W16EP-U
GSP4382X	W16EP-U
GSP4452	W22EPR-U
GSP44523	W20EPBR-S
GSP4456	W22FPR-U
GSP4456X	W22FPR-U
GSP4462	W20EPR-U
GSP44623	W20EPBR-S
GSP4462X	W20EPR-U
GSP4472	W16EPR-U
GSP4482	W16EPR-U
GSP4543	T22EP-U
GSP4547	K22PB
GSP4552	Q22P-U
GSP4552X	Q22P-U
GSP4553	T22EP-U
GSP4562	Q20P-U
GSP4562X	Q20P-U
GSP4563	T20EP-U
GSP4563X	T20EP-U
GSP4573	T16EPR-U
GSP4642	Q22PR-U
GSP46515	PT16VR13
GSP4652	Q22PR-U
GSP46522	K20TXR
GSP46523	K20PBR-S10
GSP4652X	Q22PR-U
GSP4657	K22PBR-S
GSP4662	Q20PR-U
GSP46622	K20TXR
GSP46623	K20PBR-S10
GSP4663	T20EPR-U
GSP4663X	T20EPR-U
GSP4664	T20PR-U
GSP4763	T22EP-U
GSP4854	MA20PR-U
GSP531	W16FP-U
GSP540	W20FS-U
GSP541	W20FP-U
GSP550	W20FS-U
GSP560	W22FS-U
GSP5658	K20PR-U11
GSP571	W22FP-U
GSP6154	MA20P-U
GSP634	Q16PR-U
GSP6352	W22EP-U
GSP6356	W22FP-U
GSP6362	W20EP-U
GSP6366	W20FP-U
GSP6382	W16EP-U
GSP6452	W22EPR-U
GSP6452X	W22EPR-U
GSP6458	W22EPR-U11
GSP6462	W20EPR-U
GSP6462X	W20EPR-U
GSP6468	W20EPR-U11
GSP6472	W16EPR-U
GSP6478	W16EPR-U11
GSP6552	Q22P-U
GSP6553	T22EP-U
GSP6562	Q20P-U
GSP6563	T20EP-U

UNIPART	DENSO
GSP65721	Q16P-U11
GSP6573	T16EPR-U
GSP664	K20PR-U
GSP664	Q20PR-U
GSP665	Q20P-U
GSP6651	PT16VR13
GSP66514	PT16VR13
GSP6652	Q22PR-U
GSP66527	PK20PR11
GSP6652X	Q22PR-U
GSP6658	Q22PR-U11
GSP6662	K20PR-U
GSP6662	Q20PR-U
GSP6662X	K20PR-U
GSP6663	T20EPR-U
GSP6663X	T20EPR-U
GSP684	Q22PR-U
GSP6854	MA20P-U
GSP6962	K20R-U
GSP761	T20P-U
GSP7662	Q20PR-U11
GSP7664	KJ20CR-L11
GSP7666	KJ16CR-L11
GSP7669	W20EPR-U
GSP881	T20PR-U
GSP9652	PK20PR-P8
GSP981	MA20P-U
XMH279	K20PR-U11
NLP100130	KJ20CR-L11
NLP007664EVA	KJ20CR-L11
NLP007666EVA	KJ16CR-L11
FDU2522	Q20PR-U11
FDU2522EVA	Q20PR-U11
VALEO / MARCHAL DENSO	
35	W20FS-U
36	W20FS-U
17C	M22
19C	M22
19L	M22
2/13	M24S
2/32	W24FS-U
2/32H	W24ES-U
2/33	W24FS-U
2/33H	W22ES-U
20C	M17
20E	M17
20L	M17
21C	M17
21E	M17
21L	M17
22L	M14
22LM	M14
34/SHS	W20EP-U
34C	W22S-U
34CM	W22S-U
34HS	W22ES-U
34HSM	W22ES-U
34S	W22FS-U
35/1	W20FP-U
35/1B	W20FP-U
35/1D	W20FP-U
35/36D	W20FP-U
35/36P	W20FP-U
35/36R	W20FP-U
35B	W20FS-U
35C	W20S-U
35CM	W20S-U
35HA	W20EP-U
35HS	W20ES-U
35M	W20FS-U
35P	W20FS-ZU
35S	W22FS-U
36B	W16FS-U
36C	W14-US

VALEO / MARCHAL DENSO	
36CM	W16FS-U
36D	W16FS-U
36HS	W16ES-U
36M	W16FS-U
36P	IWF16
37S	W16FS-U
3H	W27ES-U
4N	W22FS-U
4N	TR22
5H	W22EP-U
5N	W20FS-U
5N	TR20
64H	W22EP-U
64H3E	W22EPB
67HP	W24ES-ZU
6H	W20EP-U
6N	W20FS-U
70H	W22EP-U
70H3E	W22EPB
76H	W20EP-U
76H3E	W20EPB
7H	W20EP-U
84H	W16EP-U
84H3E	W20EPB
88N	W20FP-U
8H	W20EP-U
90H	W16EP-U
90N	W16FP-U
9H	W16EP-U
AC422Z	W20FS-U
C55HP	IT27
C60H	T22EP-U
C62HP	IT22
C64H	T22EP-U
C64HP	IT22
C68H	T20EP-U
C72H	T20EP-U
C7H	T22EP-U
C8H	T20EP-U
F64H	Q22P-U
F68H3	K22PB
F70H	Q22P-U
F72H	Q22P-U
F72H3	K22PB
F72H3E	K22PB
F74H	Q20P-U
F74H3	K20PBR
F80H	Q20P-U
F82H	Q16P-U11
F82H	Q16PR-U
GC68N	MA20P-U
GC72N	MA20P-U
GT34	W22FP-U
GT34/2H	W20EP-U
GT34/5	W20FP-U
GT34/5D	W20FP-U
GT34/5H	W20EP-U
GT34/5HA	W20EP-U
GT34/5HD	W20EP-U
GT34D	W22FP-U
GT34H	W22EP-U
GT34HD	W20EP-U
GT35	W20FS-U
GT35D	W16FP-U
GT35H	W16EP-U
GT35HD	W16EP-U
H32RG	W27ES-ZU
H33RG	W24ES-ZU
H34F	W24ES-U
HA32/2	W24ES-U
HA32RS	W27ES-ZU
HF33R	W27ES-ZU
HF34	W22ES-U
HF34F	W24ES-U
M101	T20EPR-U

VALEO / MARCHAL DENSO	
M103	W20FP-U
M104	T22EP-U
M123	Q20PR-U
M127	W20EPR-U
M132	K20TNR-S
M4T	W24S-U
M5T	W22S-U
M6T	W20S-U
R64H	W22EPR-U
R64H11	W22EPR-U11
R70H	W22EPR-U
R70H11	W22EPR-U11
R70H3E	W22EPB
R76H	W20EPR-U
R76H11	W20EPR-U11
R84H	W16EPR-U
R84H11	W16EPR-U11
R84HZ3YE	W20EPBR-S
R84HZY	J16CR-U
R88N	W20FPR-U
R90H	W16EPR-U
R90H11	W16EPR-U11
R92H	W14EXR-U
RC64H	IT22
RC68H	T20EPR-U
RC68LPP	PT16VR13
RC72H	T20EPR-U
RC72H11	T20EPR-U
RF64H	Q22PR-U
RF64H11	Q22PR-U11
RF72H	Q22PR-U
RF72H11	Q22PR-U11
RF72H3E	K22PBR-S
RF72HZ3YE	K22PBR-S
RF72HZDC	Q22PR-U
RF74H	Q20PR-U
RF74H11	Q20PR-U11
RF74H3	K20PBR
RF74HZ	K20R-U
RF74HZ11	K20R-U11
RF74HZ2	K20TNR
RF74HZ2Y	K20TXR
RF74HZ3YE	K20PBR-S10
RF74HZDC	K20PR-U
RF74HZY11	KJ20CR-L11
RF74LZDC	IKH20
RF80H	Q16PR-U
RF80H11	Q16PR-U
RF80H3	K20PBR-S10
RF80HZ2Y	K20TXR
RF80HZY	K16R-U
RF80LZDC	K16HPR-U11
RF82H	Q16PR-U
RF82H11	Q16PR-U11
RF82H2Y	K16TNR-S9
RGC68N	MA20PR-U
RR31HS	W31ES-ZU
RR32HS	W27ES-ZU
RR33HSS	W31ES-ZU
SSN	M22
S6N	M17
SCGT34/5H	T22EP-U
SCGT35H	T20EP-U
T6	W22M-US
T7	W20MP-U
T8	W20M-US
TC6	T22M-U
TC8	T20M-U
V36A	W16FS-U
V6N	W16FS-U
VOLVO DENSO	
75093	W20EPR-U
271758	K22PR-U
272313	PK20PR-P8

VOLVO	DENSO
272344	PK20PR-P8
272767	PK20PR-P8
917910	PK20PR-P8
1269915	T22EP-U
1306604	W22EP-U
1306605	W20EP-U
1346541	W20EPR-U
1357826	W22FP-U
1357827	W22FP-U
1357828	W20FP-U
1367015	W22EPR-U
1367526	W20EP-U
1367527	W22EP-U
1367528	W16EPR-U
1367529	W22EPR-U
1389896	T22EP-U
1667529	W20EPR-U
3517629	K22PR-U
3517980	Q20PR-U
3517980	K20PR-U
8642660	K20TXR / K20PBR
8642661	K20TXR / K20PBR
270746-1	W16EPR-U
270747-9	W22EPR-U
271409-5	W20EPR-U
271415-2	W22EPR-U
271427-7	K20PR-U
271603-3	K22PR-U
271636-3	K20PR-U
271727-0	K20PR-U
271766-8	K22PR-ZU
272207-2	K20TXR / K20PBR
272372-4	K20TXR
273599-1	T20EPR-U
30637385	K20HR-U11

VOLVO	DENSO
30650379	IKH20
30650843	K20HR-U11
3213327-4	W20EXR-U
3343929-0	W22EPR-U
3344315-1	W16EPR-U
3344472-0	J16CR-U
3344473-8	J16CR-U
3344898-6	W20EXR-U
3344899-4	W20EXR-U
8694749	IT20
9135871	K22PR-ZU
9146775	K20TXR
9202064	K20TXR
20554214	GE3-1
109X9145775	K20TXR
207X9146775	K20TXR
VW	DENSO
101 000 000 AA	W24EP-U
101 000 000 AB	W22EP-U
101 000 000 AC	W20EP-U
101 000 001 AB	W20EPB
101 000 001 AC	W20EPB
101 000 001 AD	W16EPB-10
101 000 001 AE	W16EPB-10
101 000 002 AB	W20EP-U
101 000 003 AA	K22PB
101 000 004 AA	K22PB
101 000 005 AA	W20EPB
101 000 005 AB	W20EPB
101 000 005 AC	W22EPB
101 000 005 AD	W16EPB-10
101 000 006 AA	W22EP-U
101 000 006 AB	W20EP-U

VW	DENSO
101 000 006 AC	W20EP-U
101 000 006 AD	W16EP-U
101 000 006 AF	W22ES-ZU
101 000 007 AA	W22EPB
101 000 007 AB	W22EPB
101 000 007 AC	W20EPB
101 000 007 AD	W20EPB
101 000 017 AA	K22PB
101 000 018 AA	W16EP-U
101 000 021 AA	W20EPR-ZU
101 000 025 AA	QJ16C11
101 000 026 AB	W22ETR-L
101 000 027 AA	W20EPB
101 000 027 AB	W16EPB-10
101 000 027 AC	W16EPB-10
101 000 028 AA	K22PB
101 000 029 AA	T20EP-U
101 000 029 AB	T20EPR-U
101 000 031 AA	K20TXR
101 000 031 AB	K22PBR-S
101 000 033 AA	K20PBR-S10
101 000 033 AB	K22PBR-S
101 000 033 AC	K20PBR-S10
101 000 033 AF	K20PBR-S10
101 000 035 AB	K20TXR
101 000 035 AE	K22TNR-S
101 000 035 AH	K20TXR / PK16TR11
101 000 036 AA	W20EPBR-S
101 000 036 AB	W20EPBR-S
101 000 036 AC	W20EPBR-S
101 000 039 AA	W16ETR-S
101 000 039 AB	W16ETR-S
101 000 040 AD	W20EPBR-S
101 000 041 AC	K20PBR-S10

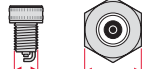





VW	DENSO
101 000 044 AA	K16PR-ZU11
101 000 051 AA	K20PBR-S10
101 000 052 AA	T20EPR-U
101 000 063 AA	PK20PR-P8
101 000 063 AC	PK22PR8
101 000 065 AA	K20PBR-S10
N 017 811 39	W20EP-U
N 017 811 59	W22EP-U
N 017 812 44	W22EP-U
WLD	DENSO
A7TC	U22FS-U
D8TC	X24ES-U
D8EA	X24ES-U
D7	X22ES-U
D8RTC	X24ESR-U
L9T	W22MP-US
L7T	W20MP-U
L7	W20M-US
L9	W22M-US
E6TC	W20FP-U
E7TC	W22FP-U
F6TC	W20EP-U
F5TC	W16EP-U
F7TC	W22EP-U
F7TJC	W20EPB
K6TC	Q20P-U
K7TC	Q22P-U
E6C	W20FS-U
E7C	W22FS-U
K6TJC	K20PBR
K7TJC	K22PB
TSRTC	MA20PR-U
T4T	MA16P-U

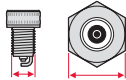



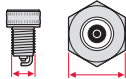



IDENTIFYING DENSO SPARK PLUGS

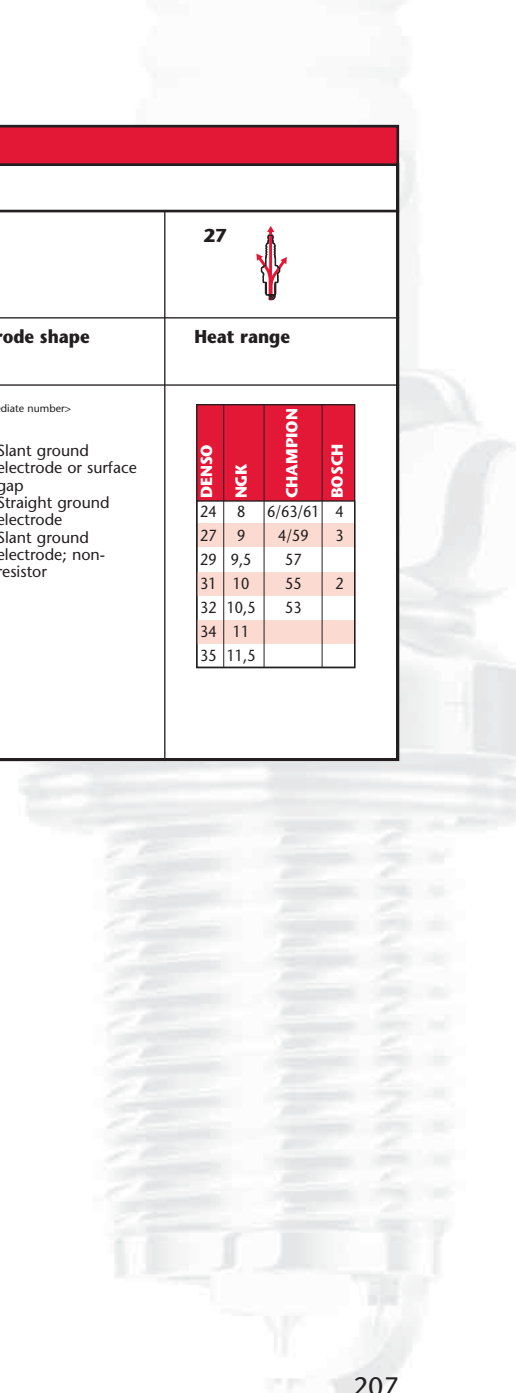
Conventional plugs / Platinum plugs / Iridium plugs

W 	16 	E 	X 	R 	-U 	11																																																				
Thread diameter and Hex size	Heat range	Thread reach	Electrode design	Internal construction	Gap Configuration	Spark gap																																																				
<p><Thread diameter X Hex size> (mm)</p> <p>FK14x16.0 (Super Ignitable Plug)</p> <p>*J14x20.6 (Projected plug)</p> <p>L18x22.2</p> <p>M18x25.4 (Reach 12mm)</p> <p>MA18x20.6 (Taper seat; Reach 12mm)</p> <p>MW18x20.6 (Reach 12mm)</p> <p>N10x16.0</p> <p>*K14x16.0</p> <p>*KJ14x16.0 (Projected plug)</p> <p>*P14x20.6 (Platinum plug)</p> <p>*PK14x16.0 (Platinum plug)</p> <p>*PKJ14x16.0 (Platinum plug; Projected)</p> <p>*PQ14x16.0 (Platinum plug)</p> <p>*PT14x16.0 (Platinum plug; Taper seat)</p> <p>*PTJ14x16.0 (Platinum plug; Projected; Taper seat)</p> <p>*Q14x16.0</p> <p>*QJ14x16.0 (Projected plug)</p> <p>*QL14x16.0 (Long cylinder housing)</p> <p>S14x20.6 (Surface gap plug)</p> <p>SF14x20.6 (Surface gap plug)</p> <p>*S14x20.6 (0.7mm Iridium)</p> <p>*SK14x16.0 (0.7mm Iridium)</p> <p>*SKJ14x16.0 (0.7mm Iridium; Projected)</p> <p>*SV14x16.0 (0.4mm Iridium; Platinum ground electrode)</p> <p>*SVK14x16.0 (0.4mm Iridium; Platinum ground electrode)</p> <p>*SXU12x16.0</p> <p>T14x16.0 (Taper seat)</p> <p>TR14x20.6 (Marine applications; Reach 12.7mm)</p> <p>U10x16.0</p> <p>U10x14.0 (U20M-U only)</p> <p>*VK14x16.0 (0.4mm Iridium; Platinum ground electrode)</p> <p>*VKJ14x16.0 (0.4mm Iridium; Platinum ground electrode; Projected)</p> <p>*VW14x20.6 (0.4mm Iridium; Platinum ground electrode)</p> <p>W14x20.614x19.0 (Compact type)</p> <p>X12x18.0</p> <p>XE12x14.0</p> <p>XU12x16.0</p> <p>Y8x13.0</p> <p>Z1/2 PFX23.8 (0.55mm Iridium)</p> <p>ZXE12x14.0 (0.55mm Iridium)</p> <p>ZXU12x16.0 (0.55mm Iridium)</p> <p>ZT14x16.0 (0.55mm Iridium)</p> <p>* Thread reach 19.0mm.</p>	<table border="1"> <thead> <tr> <th>DENSO</th> <th>NGK</th> <th>CHAMPION</th> <th>BOSCH</th> </tr> </thead> <tbody> <tr> <td>9</td> <td>2</td> <td>18</td> <td>10</td> </tr> <tr> <td>14</td> <td>4</td> <td>16/14</td> <td>9</td> </tr> <tr> <td>16</td> <td>5</td> <td>12/11</td> <td>8</td> </tr> <tr> <td>20</td> <td>6</td> <td>10/9</td> <td>7/6</td> </tr> <tr> <td>22</td> <td>7</td> <td>8/7</td> <td>5</td> </tr> <tr> <td>24</td> <td>8</td> <td>6/63/61</td> <td>4</td> </tr> <tr> <td>27</td> <td>9</td> <td>4/59</td> <td>3</td> </tr> <tr> <td>29</td> <td>9,5</td> <td>57</td> <td></td> </tr> <tr> <td>31</td> <td>10</td> <td>55</td> <td>2</td> </tr> <tr> <td>32</td> <td>10,5</td> <td>53</td> <td></td> </tr> <tr> <td>34</td> <td>11</td> <td></td> <td></td> </tr> <tr> <td>35</td> <td>11,5</td> <td></td> <td></td> </tr> </tbody> </table>	DENSO	NGK	CHAMPION	BOSCH	9	2	18	10	14	4	16/14	9	16	5	12/11	8	20	6	10/9	7/6	22	7	8/7	5	24	8	6/63/61	4	27	9	4/59	3	29	9,5	57		31	10	55	2	32	10,5	53		34	11			35	11,5			<p>A19.0mm (Electrode position 7mm)</p> <p>.....21.5mm</p> <p>B19.0mm (Electrode position 9.5mm)</p> <p>C19.0mm (Electrode position 5mm)</p> <p>D19.0mm (Shroud 2mm)</p> <p>E (Gasket)19.0mm</p> <p>E (Taper seat) ...17.5mm</p> <p>F12.7mm</p> <p>FE19.0mm (Half thread)</p> <p>G19.0mm (Shroud 2mm)</p> <p>.....19.0mm (Shroud 2.8mm)</p> <p>H19.0mm (Electrode position 8.5mm)</p> <p>.....26.5mm</p> <p>L11.2mm</p> <p>M8.6mm</p> <p>N (Taper seat) ...17.5mm (Half thread)</p> <p>V (Taper seat) ...25.0mm</p> <p><None> (Gasket) .9.5mm</p> <p>.....11.2mm</p> <p>.....19.0mm</p> <p>.....21.5mm</p> <p><None> (Taper seat)</p> <p>.....8.3mm</p> <p>.....11.2mm</p>	<p>A Double ground electrodes</p> <p>A Oblique ground electrodes (For Racing)</p> <p>AY Double ground electrodes; Bent shape</p> <p>B Triple ground electrodes</p> <p>BG Triple ground electrodes (Shrouded)</p> <p>D Projected (2,0 mm projection)</p> <p>Projected (1,5 mm projection, spark position 3,5 mm)</p> <p>K 1mm Insulator projection</p> <p>LM Compact type (Hex size 20.6mm)</p> <p>M Shortened insulator head length</p> <p>N Racing type (Nickel electrode)</p> <p>Pt Racing type (Platinum electrodes)</p> <p>P Projected (1.5mm projection)</p> <p>S Non-projected</p> <p>T Double ground electrodes</p> <p>TM Double ground electrodes</p> <p>V Slant ground electrode</p> <p>X Extra projected (2.5mm projection)</p>	<p>R Resistor</p> <p><None> Non-resistor</p> <p><exception> S29, S29A both have resistor</p>	<p>-A Increased platinum size on ground electrode</p> <p>-B Platinum on ground electrode</p> <p>-C Cut-back ground electrode</p> <p>-E Platinum on ground electrode</p> <p>-F Platinum on ground electrode</p> <p>-G Lubricated thread (for CNG applications)</p> <p>-GL Platinum center electrode</p> <p>-L 3.5mm projected insulator Tapered center projection</p> <p>-M Increased ground electrode</p> <p>-N For Kawasaki and Yamaha</p> <p>-P Double layer of platinum on ground electrode</p> <p>-S Semi-surface gap</p> <p>-S Stainless steel gasket</p> <p>-TP Platinum center electrode; Tapered ground electrode</p> <p>-U U-groove in ground electrode</p> <p>-US Star shaped center electrode; U-groove in ground electrode</p> <p>-V 0.7mm platinum center electrode</p> <p>-Z Tapered ground electrode</p> <p>-ZU 0.7mm platinum center electrode; Tapered ground electrode</p>	<p>5 0.5mm (.020")</p> <p>8 0.8mm (.032")</p> <p>9 0.9mm (.035")</p> <p>10 1.0mm (.040")</p> <p>11 1.1mm (.044")</p> <p>13 1.3mm (.050")</p> <p>14 1.4mm (.055")</p> <p>15 1.5mm (.060")</p> <p>20 2.0mm (.080")</p> <p><None> Cars: 0.8mm MC: 0.7mm</p> <p><exception> P16R, PQ16R, PQ20R are 1.1mm</p>
DENSO	NGK	CHAMPION	BOSCH																																																							
9	2	18	10																																																							
14	4	16/14	9																																																							
16	5	12/11	8																																																							
20	6	10/9	7/6																																																							
22	7	8/7	5																																																							
24	8	6/63/61	4																																																							
27	9	4/59	3																																																							
29	9,5	57																																																								
31	10	55	2																																																							
32	10,5	53																																																								
34	11																																																									
35	11,5																																																									

IDENTIFYING DENSO SPARK PLUGS																																															
IRIDIUM POWER / IRIDIUM TOUGH																																															
I	U 	27 	A																																												
High Performance plug	Thread diameter, Reach, Hex size	Heat range	Type																																												
I 0.4mm Iridium center electrode V 0.4mm Iridium center electrode; Platinum tipped ground electrode	<Thread diameter X Reach X Hex size> (mm) K 14 x 19.0 x 16.0 KH 14 x 26.5 x 16.0 Q 14 x 19.0 x 16.0 T 14 x 17.5 x 16.0 (Taper seat) TF 14 x 11.2 x 16.0 (Taper seat) TL 14 x 25.0 x 16.0 (Taper seat; Long insulator) TV 14 x 25.0 x 16.0 (Taper seat) U 10 x 19.0 x 16.0 UF 10 x 12.7 x 16.0 UH 10 x 19.0 (Half thread) x 16.0 W 14 x 19.0 x 20.6 WF 14 x 12.7 x 20.6 WM 14 x 19.0 x 20.6 (Compact insulator) X 12 x 19.0 x 18.0 XG 12 x 21.5 x 18.0 (Shrouded) XU 12 x 19.0 x 16.0 Y 8 x 19.0 (Half thread) x 13.0	<table border="1"> <thead> <tr> <th>DENSO</th> <th>NGK</th> <th>CHAMPION</th> <th>BOSCH</th> </tr> </thead> <tbody> <tr><td>16</td><td>5</td><td>12/11</td><td>8</td></tr> <tr><td>20</td><td>6</td><td>10/9</td><td>7/6</td></tr> <tr><td>22</td><td>7</td><td>8/7</td><td>5</td></tr> <tr><td>24</td><td>8</td><td>6/63/61</td><td>4</td></tr> <tr><td>27</td><td>9</td><td>4/59</td><td>3</td></tr> <tr><td>29</td><td>9,5</td><td>57</td><td></td></tr> <tr><td>31</td><td>10</td><td>55</td><td>2</td></tr> <tr><td>32</td><td>10,5</td><td>53</td><td></td></tr> <tr><td>34</td><td>11</td><td></td><td></td></tr> <tr><td>35</td><td>11,5</td><td></td><td></td></tr> </tbody> </table>	DENSO	NGK	CHAMPION	BOSCH	16	5	12/11	8	20	6	10/9	7/6	22	7	8/7	5	24	8	6/63/61	4	27	9	4/59	3	29	9,5	57		31	10	55	2	32	10,5	53		34	11			35	11,5			A Slant electrode; No U-groove; No taper cut B 1.5mm Projected insulator C No U-groove D No U-groove; Inconel ground electrode ES Stainless steel gasket G Stainless steel gasket J 2.5mm Projected insulator T Strengthened insulator; TAXI applications X 0.8mm Gap Y 0.8mm Gap Z Taper cut
DENSO	NGK	CHAMPION	BOSCH																																												
16	5	12/11	8																																												
20	6	10/9	7/6																																												
22	7	8/7	5																																												
24	8	6/63/61	4																																												
27	9	4/59	3																																												
29	9,5	57																																													
31	10	55	2																																												
32	10,5	53																																													
34	11																																														
35	11,5																																														

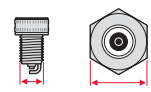





IDENTIFYING DENSO SPARK PLUGS																																				
IRIDIUM RACING																																				
I	W 	0	1	27 																																
High Performance plug	Thread diameter, Reach, Hex size	Overall size	Electrode shape	Heat range																																
I 0.4mm Iridium center electrode R Surface gap	<Thread diameter X Reach X Hex size> (mm) A 14 x 22.0 x 16.0 AE 14 x 19.0 x 16.0 K 14 x 19.0 x 16.0 KH 14 x 26.5 x 16.0 Q 14 x 19.0 x 16.0 RE 14 x 21.5 x 20.6 RL 14 x 21.0 x 20.6 RT 14 x 19.0 x 20.6 U 10 x 19.0 x 16.0 W 14 x 19.0 x 20.6 WM 14 x 19.0 x 20.6 XU 12 x 19.0 x 16.0	<Intermediate number>	<Intermediate numbers> 1 Slant ground electrode or surface gap 2 Straight ground electrode 6 Slant ground electrode; non-resistor	<table border="1"> <thead> <tr> <th>DENSO</th> <th>NGK</th> <th>CHAMPION</th> <th>BOSCH</th> </tr> </thead> <tbody> <tr><td>24</td><td>8</td><td>6/63/61</td><td>4</td></tr> <tr><td>27</td><td>9</td><td>4/59</td><td>3</td></tr> <tr><td>29</td><td>9,5</td><td>57</td><td></td></tr> <tr><td>31</td><td>10</td><td>55</td><td>2</td></tr> <tr><td>32</td><td>10,5</td><td>53</td><td></td></tr> <tr><td>34</td><td>11</td><td></td><td></td></tr> <tr><td>35</td><td>11,5</td><td></td><td></td></tr> </tbody> </table>	DENSO	NGK	CHAMPION	BOSCH	24	8	6/63/61	4	27	9	4/59	3	29	9,5	57		31	10	55	2	32	10,5	53		34	11			35	11,5		
DENSO	NGK	CHAMPION	BOSCH																																	
24	8	6/63/61	4																																	
27	9	4/59	3																																	
29	9,5	57																																		
31	10	55	2																																	
32	10,5	53																																		
34	11																																			
35	11,5																																			

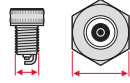

RU01- are surface gap plugs, NO Iridium center electrode and NO all-Platinum ground electrodes

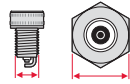



ERKENNEN VON DENSO-ZÜNDKERZEN


Konventionelle Zündkerzen/ Platin-Zündkerzen/ Iridium-Zündkerzen

W 	16 	E 	X 	R 	-U 	11																																																				
Gewindedurchmesser und Hex-Größe	Wärmebereich	Gewindebereich	Elektroden- design	Innerer Aufbau	Elektroden- anordnung	Zündstrecke																																																				
<p><Gewindedurchmesser X Hex-Größe> (mm)</p> <p>FK14x16,0 (Sehr zündwillige Zündkerze)</p> <p>*J14x20,6 (Vorgezogene Funkenanlage)</p> <p>L18x22,2 (Bereich 12 mm)</p> <p>M18x25,4 (Bereich 12 mm)</p> <p>MA18x20,6 (Kegelsitz; Bereich 12 mm)</p> <p>MW18x20,6 (Bereich 12 mm)</p> <p>N10x16,0</p> <p>*K14x16,0</p> <p>*KJ14x16,0 (Vorgezogene Funkenanlage)</p> <p>*P14x20,6 (Platinzündkerze)</p> <p>*PK14x16,0 (Platinzündkerze)</p> <p>*PKJ14x16,0 (Platinzündkerze; vorgezogen)</p> <p>*PQ14x16,0 (Platinzündkerze)</p> <p>*PT14x16,0 (Platinzündkerze; Kegelsitz)</p> <p>*PTJ14x16,0 (Platinzündkerze; vorgezogen; Kegelsitz)</p> <p>*Q14x16,0</p> <p>*QJ14x16,0 (Vorgezogene Funkenanlage)</p> <p>*QL14x16,0 (Langes Zylindergehäuse)</p> <p>S14x20,6 (Gleitfunkenzündkerze)</p> <p>SF14x20,6 (Gleitfunkenzündkerze)</p> <p>*S14x20,6 (0,7 mm Iridium)</p> <p>*SK14x16,0 (0,7 mm Iridium)</p> <p>*SKJ14x16,0 (0,7 mm Iridium; vorgezogen)</p> <p>*SV14x16,0 (0,4 mm Iridium; Platin-Masseelektrode)</p> <p>*SVK14x16,0 (0,4 mm Iridium; Platin-Masseelektrode)</p> <p>*SXU12x16,0</p> <p>T14x16,0 (Kegelsitz)</p> <p>TR14x20,6 (Schiffsanwendungen; Bereich 12,7mm)</p> <p>U10x16,0</p> <p>U10x14,0 (nur U20M-U)</p> <p>*VK14x16,0 (0,4 mm Iridium; Platin-Masseelektrode)</p> <p>*VKJ14x16,0 (0,4 mm Iridium; Platin-Masseelektrode; vorgezogen)</p> <p>*VW14x20,6 (0,4 mm Iridium; Platin-Masseelektrode)</p> <p>W14x20,614x19,0 (Kompaktyp)</p> <p>X12x18,0</p> <p>XE12x14,0</p> <p>XU12x16,0</p> <p>Y8x13,0</p> <p>Z1/2 PFX23,8 (0,55 mm Iridium)</p> <p>ZXE12x14,0 (0,55 mm Iridium)</p> <p>ZXU12x16,0 (0,55mm Iridium)</p> <p>ZT14x16,0 (0,55mm Iridium)</p> <p>* Gewindebereich 19,0 mm.</p>	<table border="1"> <thead> <tr> <th>DENSO</th> <th>NGK</th> <th>CHAMPION</th> <th>BOSCH</th> </tr> </thead> <tbody> <tr> <td>9</td> <td>2</td> <td>18</td> <td>10</td> </tr> <tr> <td>14</td> <td>4</td> <td>16/14</td> <td>9</td> </tr> <tr> <td>16</td> <td>5</td> <td>12/11</td> <td>8</td> </tr> <tr> <td>20</td> <td>6</td> <td>10/9</td> <td>7/6</td> </tr> <tr> <td>22</td> <td>7</td> <td>8/7</td> <td>5</td> </tr> <tr> <td>24</td> <td>8</td> <td>6/63/61</td> <td>4</td> </tr> <tr> <td>27</td> <td>9</td> <td>4/59</td> <td>3</td> </tr> <tr> <td>29</td> <td>9,5</td> <td>57</td> <td></td> </tr> <tr> <td>31</td> <td>10</td> <td>55</td> <td>2</td> </tr> <tr> <td>32</td> <td>10,5</td> <td>53</td> <td></td> </tr> <tr> <td>34</td> <td>11</td> <td></td> <td></td> </tr> <tr> <td>35</td> <td>11,5</td> <td></td> <td></td> </tr> </tbody> </table>	DENSO	NGK	CHAMPION	BOSCH	9	2	18	10	14	4	16/14	9	16	5	12/11	8	20	6	10/9	7/6	22	7	8/7	5	24	8	6/63/61	4	27	9	4/59	3	29	9,5	57		31	10	55	2	32	10,5	53		34	11			35	11,5			<p>A19,0mm (Elektrodenposition 7 mm)</p> <p>.....21,5mm</p> <p>B19,0mm (Elektrodenposition 9,5 mm)</p> <p>C19,0mm (Elektrodenposition 5 mm)</p> <p>D19,0mm (Ummantelt 2 mm)</p> <p>E (Dichtring)19,0mm</p> <p>.....20,0mm</p> <p>E (Kegelsitz)17,5mm</p> <p>F12,7mm</p> <p>FE19,0mm (Halbes Gewinde)</p> <p>G19,0mm (Ummantelt 2 mm)</p> <p>.....19,0mm (Ummantelt 2,8mm)</p> <p>H19,0mm (Elektrodenposition 8,5 mm)</p> <p>L26,5mm</p> <p>M11,2mm</p> <p>N (Kegelsitz)8,6mm</p> <p>N (Kegelsitz)17,5mm (Halbes Gewinde)</p> <p>V (Kegelsitz)25,0mm</p> <p><Keine>(Dichtring)</p> <p>.....9,5mm</p> <p>.....11,2mm</p> <p>.....19,0mm</p> <p>.....21,5mm</p> <p><Keine> (Kegelsitz)</p> <p>.....8,3mm</p> <p>.....11,2mm</p>	<p>A Doppelte Masseelektroden</p> <p>A Schräge Masseelektroden (Für Rennsport)</p> <p>AY Doppelte Masseelektroden; gebogen</p> <p>B Dreifache Masseelektroden</p> <p>BG Dreifache Masseelektroden (Ummantelt)</p> <p>D Vorgezogen (2,0 mm vorgezogen) Vorgezogen (1,5 mm vorgezogen, Funkenlage 3,5 mm)</p> <p>K 1 mm vorstehender Isolator</p> <p>LM Kompaktausführung (Hex-Größe 20,6 mm)</p> <p>M Länge von kurzem Isolatorkopf</p> <p>N Rennausführung (Nickelelektrode)</p> <p>Pt Rennausführung (Platinelektroden)</p> <p>P Vorgezogen (1,5 mm vorgezogen)</p> <p>S Nicht vorgezogen</p> <p>T Doppelte Masseelektroden</p> <p>TM Doppelte Masseelektroden</p> <p>V Schräge Masseelektroden</p> <p>X Extra vorgezogen (2,5 mm vorgezogen)</p>	<p>R Widerstand</p> <p><Keine> Kein Widerstand</p> <p><Ausnahme> S29, S29A beide mit Widerstand</p>	<p>-A Erhöhte Platingröße auf Masseelektrode</p> <p>-B Platin auf Masseelektrode</p> <p>-C Rückgesetzte Masseelektrode</p> <p>-E Platin auf Masseelektrode</p> <p>-F Platin auf Masseelektrode</p> <p>-G Geschmirtes Gewinde (für Gasfahrzeuge)</p> <p>-GL Platin-Mittelelektrode</p> <p>-L 3,5 mm vorgezogener Isolator</p> <p>-M Erhöhte Masseelektrode</p> <p>-N Für Kawasaki und Yamaha</p> <p>-P Doppelte Platinschicht auf Masseelektrode</p> <p>-S Luftgleitfunken</p> <p>-S Edeldahlchlortrichring</p> <p>-TP Platin-Mittelelektrode; konische Masseelektrode</p> <p>-U U-Rille in Masseelektrode</p> <p>-US Sternförmige Mittelelektrode; U-Rille in Masseelektrode</p> <p>-V 0,7 mm Platin-Mittelelektrode</p> <p>-Z Kegelförmige Masseelektrode</p> <p>-ZU 0,7 Platin-Mittelelektrode; kegelförmige Masseelektrode</p>	<p>5 0,5mm (.020")</p> <p>8 0,8mm (.032")</p> <p>9 0,9mm (.035")</p> <p>10 1,0mm (.040")</p> <p>11 1,1mm (.044")</p> <p>13 1,3mm (.050")</p> <p>14 1,4mm (.055")</p> <p>15 1,5mm (.060")</p> <p>20 2,0mm (.080")</p> <p><Keine> Fahrzeuge: Gewinde (für MC): 0,8 mm 0,7 mm</p> <p><Ausnahme> P16R, PQ16R, PQ20R sind 1,1 mm</p>
DENSO	NGK	CHAMPION	BOSCH																																																							
9	2	18	10																																																							
14	4	16/14	9																																																							
16	5	12/11	8																																																							
20	6	10/9	7/6																																																							
22	7	8/7	5																																																							
24	8	6/63/61	4																																																							
27	9	4/59	3																																																							
29	9,5	57																																																								
31	10	55	2																																																							
32	10,5	53																																																								
34	11																																																									
35	11,5																																																									

ERKENNEN VON DENSO-ZÜNDKERZEN																																															
IRIDIUM POWER / IRIDIUM TOUGH																																															
I	U 	27 	A																																												
Hochleistungszündkerze	Gewindedurchmesser, Bereich und Hex-Größe	Wärmewert	Typ																																												
I 0,4 mm Iridium-Mittelelektrode V 0,4 mm Iridium-Mittelelektrode; Masselektrode mit Platinspitze	<Gewindedurchmesser X Bereich X Hex-Größe> (mm) K 14 x 19,0 x 16,0 KH 14 x 26,5 x 16,0 Q 14 x 19,0 x 16,0 T 14 x 17,5 x 16,0 (Kegelsitz) TF 14 x 11,2 x 16,0 (Kegelsitz) TL 14 x 25,0 x 16,0 (Kegelsitz; langer Isolator) TV 14 x 25,0 x 16,0 (Kegelsitz) U 10 x 19,0 x 16,0 UF 10 x 12,7 x 16,0 UH 10 x 19,0 (halbes Gewinde) x 16,0 W 14 x 19,0 x 20,6 WF 14 x 12,7 x 20,6 WM 14 x 19,0 x 20,6 (Kompaktisolator) X 12 x 19,0 x 18,0 XG 12 x 21,5 x 18,0 (ummantelt) XU 12 x 19,0 x 16,0 Y 8 x 19,0 (halbes Gewinde) x 13,0	<table border="1"> <thead> <tr> <th>DENSO</th> <th>NGK</th> <th>CHAMPION</th> <th>BOSCH</th> </tr> </thead> <tbody> <tr><td>16</td><td>5</td><td>12/11</td><td>8</td></tr> <tr><td>20</td><td>6</td><td>10/9</td><td>7/6</td></tr> <tr><td>22</td><td>7</td><td>8/7</td><td>5</td></tr> <tr><td>24</td><td>8</td><td>6/63/61</td><td>4</td></tr> <tr><td>27</td><td>9</td><td>4/59</td><td>3</td></tr> <tr><td>29</td><td>9,5</td><td>57</td><td></td></tr> <tr><td>31</td><td>10</td><td>55</td><td>2</td></tr> <tr><td>32</td><td>10,5</td><td>53</td><td></td></tr> <tr><td>34</td><td>11</td><td></td><td></td></tr> <tr><td>35</td><td>11,5</td><td></td><td></td></tr> </tbody> </table>	DENSO	NGK	CHAMPION	BOSCH	16	5	12/11	8	20	6	10/9	7/6	22	7	8/7	5	24	8	6/63/61	4	27	9	4/59	3	29	9,5	57		31	10	55	2	32	10,5	53		34	11			35	11,5			A Schräge Elektrode; keine U-Rille; keine Kegelform B 1,5 mm vorstehender Isolator C Keine U-Rille D Keine U-Rille, Inconel-Masselektrode ES Edelstahlchtring G Edelstahlchtring J 2,5 mm vorstehender Isolator T Verstärkter Isolator; TAXI-Anwendungen X 0,8 mm Funkenstrecke Y 0,8 mm Funkenstrecke Z Kegelform
DENSO	NGK	CHAMPION	BOSCH																																												
16	5	12/11	8																																												
20	6	10/9	7/6																																												
22	7	8/7	5																																												
24	8	6/63/61	4																																												
27	9	4/59	3																																												
29	9,5	57																																													
31	10	55	2																																												
32	10,5	53																																													
34	11																																														
35	11,5																																														

ERKENNEN VON DENSO-ZÜNDKERZEN																																				
IRIDIUM RENNAUSFÜHRUNG																																				
I	W 	0	1	27 																																
Hochleistungszündkerze	Gewindedurchmesser, Bereich und Hex-Größe	Baugröße	Elektrodenform	Wärmewert																																
I 0,4 mm Iridium-Mittelelektrode R Gleitfunken	<Gewindedurchmesser X Bereich X Hex-Größe> (mm) A 14 x 22,0 x 16,0 AE 14 x 19,0 x 16,0 K 14 x 19,0 x 16,0 KH 14 x 26,5 x 16,0 Q 14 x 19,0 x 16,0 RE 14 x 21,5 x 20,6 RL 14 x 21,0 x 20,6 RT 14 x 19,0 x 20,6 U 10 x 19,0 x 16,0 W 14 x 19,0 x 20,6 WM 14 x 19,0 x 20,6 XU 12 x 19,0 x 16,0	<Intermediate number>	<Intermediate number> 1 Schräge Masselektrode oder Gleitfunken 2 Gerade Masselektrode 6 Schräge Masselektrode; kein Widerstand	<table border="1"> <thead> <tr> <th>DENSO</th> <th>NGK</th> <th>CHAMPION</th> <th>BOSCH</th> </tr> </thead> <tbody> <tr><td>24</td><td>8</td><td>6/63/61</td><td>4</td></tr> <tr><td>27</td><td>9</td><td>4/59</td><td>3</td></tr> <tr><td>29</td><td>9,5</td><td>57</td><td></td></tr> <tr><td>31</td><td>10</td><td>55</td><td>2</td></tr> <tr><td>32</td><td>10,5</td><td>53</td><td></td></tr> <tr><td>34</td><td>11</td><td></td><td></td></tr> <tr><td>35</td><td>11,5</td><td></td><td></td></tr> </tbody> </table>	DENSO	NGK	CHAMPION	BOSCH	24	8	6/63/61	4	27	9	4/59	3	29	9,5	57		31	10	55	2	32	10,5	53		34	11			35	11,5		
DENSO	NGK	CHAMPION	BOSCH																																	
24	8	6/63/61	4																																	
27	9	4/59	3																																	
29	9,5	57																																		
31	10	55	2																																	
32	10,5	53																																		
34	11																																			
35	11,5																																			

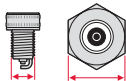

RU01- sind Gleitfunkenzündkerzen, KEINE Iridium-Mittelelektrode und KEINE Ganzplatin-Masselektroden

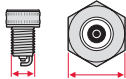



IDENTIFICATION DES BOUGIES DENSO

Bougies classiques/bougies en platine/bougies à l'iridium

W	16	E	X	R	-U	11																																																				
Diamètre du filetage et taille de l'hexagone	Plage thermique	Profondeur de filetage	Design de l'électrode	Construction interne	Configuration de l'écartement	Écartement des pointes																																																				
<p><Diamètre du filetage X taille hexagone> (mm)</p> <p>FK14x16,0 (Bougie d'allumage Super)</p> <p>*J14x20,6 (Bougie projetée)</p> <p>L18x22,2 (Profondeur 12 mm)</p> <p>MA18x20,6 (Siège conique ; profondeur 12 mm)</p> <p>MW18x20,6 (Profondeur 12 mm)</p> <p>N10x16,0</p> <p>*K14x16,0</p> <p>*KJ14x16,0 (Bougie projetée)</p> <p>*P14x20,6 (Bougie en platine)</p> <p>*PK14x16,0 (Bougie en platine)</p> <p>*PKJ14x16,0 (Bougie en platine ; projetée)</p> <p>*PQ14x16,0 (Bougie en platine)</p> <p>*PT14x16,0 (Bougie en platine ; siège conique)</p> <p>*PTJ14x16,0 (Bougie en platine ; projetée ; siège conique)</p> <p>*Q14x16,0</p> <p>*QJ14x16,0 (Bougie projetée)</p> <p>*QL14x16,0 (Gaine long cylindre)</p> <p>S14x20,6 (Bougie à écartement superficiel)</p> <p>SF14x20,6 (Bougie à écartement superficiel)</p> <p>*S14x20,6 (Iridium 0,7 mm)</p> <p>*SK14x16,0 (Iridium 0,7 mm)</p> <p>*SKJ14x16,0 (Iridium 0,7 mm ; projetée)</p> <p>*SV14x16,0 (Iridium 0,4 mm ; électrode de masse en platine)</p> <p>*SVK14x16,0 (Iridium 0,4 mm ; électrode de masse en platine)</p> <p>*SXU12x16,0</p> <p>T14x16,0 (Siège conique)</p> <p>TR14x20,6 (Applications marines ; profondeur 12,7mm)</p> <p>U10x16,0</p> <p>U10x14,0 (U20M-U uniquement)</p> <p>*VK14x16,0 (Iridium 0,4 mm ; électrode de masse en platine)</p> <p>*VKJ14x16,0 (Iridium 0,4 mm ; électrode de masse en platine ; projetée)</p> <p>*VW14x20,6 (Iridium 0,4 mm ; électrode de masse en platine)</p> <p>W14x20,6 (Compacte)</p> <p>X12x18,0</p> <p>XE12x14,0</p> <p>XU12x16,0</p> <p>Y8x13,0</p> <p>Z1/2 PFX23,8 (Iridium 0,55mm)</p> <p>ZXE12x14,0 (0,55mm Iridium)</p> <p>ZXU12x16,0 (Iridium 0,55mm)</p> <p>ZT14x16,0 (Iridium 0,55mm)</p> <p>* Profondeur du filetage 19 mm.</p>	<table border="1"> <thead> <tr> <th>DENSO</th> <th>NGK</th> <th>CHAMPION</th> <th>BOSCH</th> </tr> </thead> <tbody> <tr> <td>9</td> <td>2</td> <td>18</td> <td>10</td> </tr> <tr> <td>14</td> <td>4</td> <td>16/14</td> <td>9</td> </tr> <tr> <td>16</td> <td>5</td> <td>12/11</td> <td>8</td> </tr> <tr> <td>20</td> <td>6</td> <td>10/9</td> <td>7/6</td> </tr> <tr> <td>22</td> <td>7</td> <td>8/7</td> <td>5</td> </tr> <tr> <td>24</td> <td>8</td> <td>6/63/61</td> <td>4</td> </tr> <tr> <td>27</td> <td>9</td> <td>4/59</td> <td>3</td> </tr> <tr> <td>29</td> <td>9,5</td> <td>57</td> <td></td> </tr> <tr> <td>31</td> <td>10</td> <td>55</td> <td>2</td> </tr> <tr> <td>32</td> <td>10,5</td> <td>53</td> <td></td> </tr> <tr> <td>34</td> <td>11</td> <td></td> <td></td> </tr> <tr> <td>35</td> <td>11,5</td> <td></td> <td></td> </tr> </tbody> </table>	DENSO	NGK	CHAMPION	BOSCH	9	2	18	10	14	4	16/14	9	16	5	12/11	8	20	6	10/9	7/6	22	7	8/7	5	24	8	6/63/61	4	27	9	4/59	3	29	9,5	57		31	10	55	2	32	10,5	53		34	11			35	11,5			<p>A19,0mm (Position de l'électrode 7 mm)</p> <p>.....21,5mm</p> <p>B19,0mm (Position de l'électrode 9,5mm)</p> <p>C19,0mm (Position de l'électrode 5 mm)</p> <p>D19,0mm (blindée 2 mm)</p> <p>E (joint)19,0mm</p> <p>E (siège conique) 17,5mm</p> <p>F12,7mm</p> <p>FE19,0mm (Demi filetage)</p> <p>G19,0mm (blindée 2 mm)</p> <p>.....19,0mm (blindée 2,8mm)</p> <p>H19,0mm (Position de l'électrode 8,5mm)</p> <p>L26,5mm</p> <p>L11,2mm</p> <p>M8,6mm</p> <p>N (siège conique) .17,5mm (Demi filetage)</p> <p>V (siège conique) .25,0mm</p> <p><Aucune> (joint) .9,5mm</p> <p>.....11,2mm</p> <p>.....19,0mm</p> <p>.....21,5mm</p> <p><Aucune> (siège conique)</p> <p>.....8,3mm</p> <p>.....11,2mm</p>	<p>A Deux électrodes de masse</p> <p>A Électrodes de masse obliques (Pour course)</p> <p>AY Deux électrodes de masse ; déformées</p> <p>B Trois électrodes de masse</p> <p>BG Trois électrodes de masse (blindée)</p> <p>D Projetée (projection de 2,0 mm)</p> <p>Projetée (projection de 1,5 mm, position étincelle 3,5 mm)</p> <p>K Projection de l'isolant 2 mm</p> <p>LM Compacte (Taille de l'hexagone 20,6 mm)</p> <p>M Longueur de la tête de l'isolant plus courte</p> <p>N Type Racing (électrode au nickel)</p> <p>Pt Type Racing (Électrodes en platine)</p> <p>P Projetée (projection de 1,5 mm)</p> <p>S Non projetée</p> <p>T Deux électrodes de masse</p> <p>TM Deux électrodes de masse</p> <p>V Électrode de masse inclinée</p> <p>X Extra projetée (projection de 2,5 mm)</p>	<p>R Résistance</p> <p><Aucune></p> <p>Pas de résistance</p> <p><exception> S29 et S29A ont une résistance</p>	<p>-A Plus grande taille de platine sur l'électrode de masse</p> <p>-B Platine sur l'électrode de masse</p> <p>-C Électrode de masse "cut-back"</p> <p>-E Platine sur l'électrode de masse</p> <p>-F Platine sur l'électrode de masse</p> <p>-G Filetage lubrifié (pour application CNG)</p> <p>-GL Électrode centrale platinée</p> <p>-L Isolant projeté de 3,5 mm</p> <p>Électrode centrale conique</p> <p>-M Meilleure électrode de masse</p> <p>-N Pour Kawasaki et Yamaha</p> <p>-P Double couche de platine sur l'électrode de masse</p> <p>-S Jeu semi-superficiel</p> <p>-S Joint en acier inoxydable</p> <p>-TP Électrode centrale platinée ; électrode de masse conique</p> <p>-U Rainure en U dans l'électrode de masse</p> <p>-US Électrode centrale en étoile ; rainure en U dans l'électrode de masse</p> <p>-V Électrode centrale en platine de 0,7 mm</p> <p>-Z Électrode de masse conique</p> <p>-ZU Électrode centrale platinée de 0,7 mm ; électrode de masse conique</p>	<p>5 0,5mm (.020")</p> <p>8 0,8mm (.032")</p> <p>9 0,9mm (.035")</p> <p>10 1,0mm (.040")</p> <p>11 1,1mm (.044")</p> <p>13 1,3mm (.050")</p> <p>14 1,4mm (.055")</p> <p>15 1,5mm (.060")</p> <p>20 2,0mm (.080")</p> <p><Aucune></p> <p>Voitures : 0,8 mm MC : 0,7 mm</p> <p><exception> P16R, PQ16R, PQ20R sont de 1,1 mm</p>
DENSO	NGK	CHAMPION	BOSCH																																																							
9	2	18	10																																																							
14	4	16/14	9																																																							
16	5	12/11	8																																																							
20	6	10/9	7/6																																																							
22	7	8/7	5																																																							
24	8	6/63/61	4																																																							
27	9	4/59	3																																																							
29	9,5	57																																																								
31	10	55	2																																																							
32	10,5	53																																																								
34	11																																																									
35	11,5																																																									








IDENTIFICATION DES BOUGIES DENSO																																															
IRIDIUM POWER / IRIDIUM TOUGH																																															
I	U 	27 	A																																												
Bougie haute performance	Diamètre et profondeur de filetage et taille de l'hexagone	Plage thermique	Type																																												
I Électrode centrale de 0,4 mm à l'iridium V Électrode centrale de 0,4 mm à l'iridium ; électrode de masse à l'extrémité en platine	<Diamètre de filetage X profondeur X taille hexagone> (mm) K 14 x 19,0 x 16,0 KH 14 x 26,5 x 16,0 Q 14 x 19,0 x 16,0 T 14 x 17,5 x 16,0 (Siège conique) TF 14 x 11,2 x 16,0 (Siège conique) TL 14 x 25,0 x 16,0 (Siège conique, isolant long) TV 14 x 25,0 x 16,0 (Siège conique) U 10 x 19,0 x 16,0 UF 10 x 12,7 x 16,0 UH 10 x 19,0 (Demi-filetage) x 16,0 W 14 x 19,0 x 20,6 WF 14 x 12,7 x 20,6 WM 14 x 19,0 x 20,6 (Isolant compact) X 12 x 19,0 x 18,0 XG 12 x 21,5 x 18,0 (Blindée) XU 12 x 19,0 x 16,0 Y 8 x 19,0 (Demi-filetage) x 13,0	<table border="1"> <thead> <tr> <th>DENSO</th> <th>NGK</th> <th>CHAMPION</th> <th>BOSCH</th> </tr> </thead> <tbody> <tr><td>16</td><td>5</td><td>12/11</td><td>8</td></tr> <tr><td>20</td><td>6</td><td>10/9</td><td>7/6</td></tr> <tr><td>22</td><td>7</td><td>8/7</td><td>5</td></tr> <tr><td>24</td><td>8</td><td>6/63/61</td><td>4</td></tr> <tr><td>27</td><td>9</td><td>4/59</td><td>3</td></tr> <tr><td>29</td><td>9,5</td><td>57</td><td></td></tr> <tr><td>31</td><td>10</td><td>55</td><td>2</td></tr> <tr><td>32</td><td>10,5</td><td>53</td><td></td></tr> <tr><td>34</td><td>11</td><td></td><td></td></tr> <tr><td>35</td><td>11,5</td><td></td><td></td></tr> </tbody> </table>	DENSO	NGK	CHAMPION	BOSCH	16	5	12/11	8	20	6	10/9	7/6	22	7	8/7	5	24	8	6/63/61	4	27	9	4/59	3	29	9,5	57		31	10	55	2	32	10,5	53		34	11			35	11,5			A Électrode inclinée ; pas de rainure en U ; pas de forme conique B Isolant projeté de 1,5mm C Pas de rainure U D Pas de rainure en U ; électrode de masse d'Inconel ES Joint en acier inoxydable G Joint en acier inoxydable J Isolant projeté de 2,5 mm T Isolant renforcé ; applications TAXI X Écartement de 0,8 mm Y Écartement de 0,8 mm Z Forme conique
DENSO	NGK	CHAMPION	BOSCH																																												
16	5	12/11	8																																												
20	6	10/9	7/6																																												
22	7	8/7	5																																												
24	8	6/63/61	4																																												
27	9	4/59	3																																												
29	9,5	57																																													
31	10	55	2																																												
32	10,5	53																																													
34	11																																														
35	11,5																																														

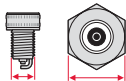

IDENTIFICATION DES BOUGIES DENSO																																				
IRIDIUM RACING																																				
I	W 	0	1	27 																																
Bougie haute performance	Diamètre et profondeur de filetage et taille de l'hexagone	Taille totale	Forme de l'électrode	Plage thermique																																
I Électrode centrale de 0,4 mm à l'iridium R Jeu superficiel	<Diamètre de filetage X profondeur X taille hexagone> (mm) A 14 x 22,0 x 16,0 AE 14 x 19,0 x 16,0 K 14 x 19,0 x 16,0 KH 14 x 26,5 x 16,0 Q 14 x 19,0 x 16,0 RE 14 x 21,5 x 20,6 RL 14 x 21,0 x 20,6 RT 14 x 19,0 x 20,6 U 10 x 19,0 x 16,0 W 14 x 19,0 x 20,6 WM 14 x 19,0 x 20,6 XU 12 x 19,0 x 16,0	<nombre intermédiaire>	<nombre intermédiaire> 1 Électrode de masse inclinée ou écartement superficiel 2 Électrode de masse droite 6 Électrode de masse inclinée ; pas de résistance	<table border="1"> <thead> <tr> <th>DENSO</th> <th>NGK</th> <th>CHAMPION</th> <th>BOSCH</th> </tr> </thead> <tbody> <tr><td>24</td><td>8</td><td>6/63/61</td><td>4</td></tr> <tr><td>27</td><td>9</td><td>4/59</td><td>3</td></tr> <tr><td>29</td><td>9,5</td><td>57</td><td></td></tr> <tr><td>31</td><td>10</td><td>55</td><td>2</td></tr> <tr><td>32</td><td>10,5</td><td>53</td><td></td></tr> <tr><td>34</td><td>11</td><td></td><td></td></tr> <tr><td>35</td><td>11,5</td><td></td><td></td></tr> </tbody> </table>	DENSO	NGK	CHAMPION	BOSCH	24	8	6/63/61	4	27	9	4/59	3	29	9,5	57		31	10	55	2	32	10,5	53		34	11			35	11,5		
DENSO	NGK	CHAMPION	BOSCH																																	
24	8	6/63/61	4																																	
27	9	4/59	3																																	
29	9,5	57																																		
31	10	55	2																																	
32	10,5	53																																		
34	11																																			
35	11,5																																			

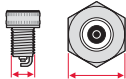

Les RU01- sont des bougies à écartement superficiel ; AUCUNE électrode centrale à l'iridium et AUCUNE électrode de masse entièrement en platine

IDENTIFICACIÓN DE LAS BUJÍAS DENSO

Bujías convencionales/bujías de platino/bujías de iridio

 	 	 																																																								
Diámetro de rosca y tamaño de hexágono	Gama térmica	Fondo de rosca	Diseño de electrodo	Construcción interior	Configuración de entrehierro	Espacio de chispa																																																				
<p><Diámetro de rosca X Tamaño de hexágono> (mm)</p> <p>FK14x16,0 (Bujía super ignitable)</p> <p>*J14x20,6 (Bujía proyectada)</p> <p>L18x22,2 (Fondo 12 mm)</p> <p>M18x25,4 (Fondo 12 mm)</p> <p>MA18x20,6 (Asiento cónico; fondo 12 mm)</p> <p>MW18x20,6 (Fondo 12 mm)</p> <p>N10x16,0</p> <p>*K14x16,0</p> <p>*KJ14x16,0 (Bujía proyectada)</p> <p>*P14x20,6 (Bujía de platino)</p> <p>*PK14x16,0 (Bujía de platino)</p> <p>*PKJ14x16,0 (Bujía de platino; proyectada)</p> <p>*PQ14x16,0 (Bujía de platino)</p> <p>*PT14x16,0 (Bujía de platino; asiento cónico)</p> <p>*PTJ14x16,0 (Bujía de platino; proyección; asiento cónico)</p> <p>*Q14x16,0</p> <p>*QJ14x16,0 (Bujía proyectada)</p> <p>*QL14x16,0 (Alojamiento de cilindro largo)</p> <p>S14x20,6 (Bujía entrehierro superficial)</p> <p>SF14x20,6 (Bujía entrehierro superficial)</p> <p>*S14x20,6 (Iridio 0,7mm)</p> <p>*SK14x16,0 (Iridio 0,7mm)</p> <p>*SKJ14x16,0 (Iridio 0,7mm; proyección)</p> <p>*SV14x16,0 (Iridio 0,4 mm; electrodo de masa de platino)</p> <p>*SVK14x16,0 (Iridio 0,4 mm; electrodo de masa de platino)</p> <p>*SXU12x16,0</p> <p>T14x16,0 (Asiento cónico)</p> <p>TR14x20,6 (Aplicaciones marítimas; fondo 12,7 mm)</p> <p>U10x16,0</p> <p>U10x14,0 (sólo U20M-U)</p> <p>*VK14x16,0 (Iridio 0,4 mm; electrodo de masa de platino)</p> <p>*VKJ14x16,0 (Iridio 0,4 mm; electrodo de masa de platino; proyectado)</p> <p>*VW14x20,6 (Iridio 0,4 mm; electrodo de masa de platino)</p> <p>W14x20,6 (Tipo compacto)</p> <p>X12x18,0</p> <p>XE12x14,0</p> <p>XU12x16,0</p> <p>Y8x13,0</p> <p>Z1/2 PFX23,8 (Iridio 0,55mm)</p> <p>ZXE12x14,0 (Iridio 0,55mm)</p> <p>ZXU12x16,0 (Iridio 0,55mm)</p> <p>ZT14x16,0 (Iridio 0,55mm)</p> <p>* Fondo de rosca 19,0mm.</p>	<table border="1"> <thead> <tr> <th>DENSO</th> <th>NGK</th> <th>CHAMPION</th> <th>BOSSCH</th> </tr> </thead> <tbody> <tr> <td>9</td> <td>2</td> <td>18</td> <td>10</td> </tr> <tr> <td>14</td> <td>4</td> <td>16/14</td> <td>9</td> </tr> <tr> <td>16</td> <td>5</td> <td>12/11</td> <td>8</td> </tr> <tr> <td>20</td> <td>6</td> <td>10/9</td> <td>7/6</td> </tr> <tr> <td>22</td> <td>7</td> <td>8/7</td> <td>5</td> </tr> <tr> <td>24</td> <td>8</td> <td>6/63/61</td> <td>4</td> </tr> <tr> <td>27</td> <td>9</td> <td>4/59</td> <td>3</td> </tr> <tr> <td>29</td> <td>9,5</td> <td>57</td> <td></td> </tr> <tr> <td>31</td> <td>10</td> <td>55</td> <td>2</td> </tr> <tr> <td>32</td> <td>10,5</td> <td>53</td> <td></td> </tr> <tr> <td>34</td> <td>11</td> <td></td> <td></td> </tr> <tr> <td>35</td> <td>11,5</td> <td></td> <td></td> </tr> </tbody> </table>	DENSO	NGK	CHAMPION	BOSSCH	9	2	18	10	14	4	16/14	9	16	5	12/11	8	20	6	10/9	7/6	22	7	8/7	5	24	8	6/63/61	4	27	9	4/59	3	29	9,5	57		31	10	55	2	32	10,5	53		34	11			35	11,5			<p>A19,0mm (Posición de electrodo 7 mm)</p> <p>.....21,5mm</p> <p>B19,0mm (Posición de electrodo 9,5mm)</p> <p>C19,0mm (Posición de electrodo 5mm)</p> <p>D19,0mm (Carenado 2 mm)</p> <p>E (Junta)19,0mm</p> <p>.....20,0mm</p> <p>E (asiento cónico)17,5mm</p> <p>F12,7mm</p> <p>FE19,0mm (Medio rosca)</p> <p>G19,0mm (Carenado 2 mm)</p> <p>.....19,0mm (Carenado 2,8 mm)</p> <p>H19,0mm (Posición de electrodo 8,5mm)</p> <p>.....26,5mm</p> <p>L11,2mm</p> <p>M8,6mm</p> <p>N (asiento cónico)17,5mm (Medio rosca)</p> <p>V (Taper seat)25,0mm</p> <p><Ninguna> (Junta)</p> <p>.....9,5mm</p> <p>.....11,2mm</p> <p>.....19,0mm</p> <p>.....21,5mm</p> <p><Ninguna> (asiento cónico)</p> <p>.....8,3mm</p> <p>.....11,2mm</p>	<p>A Electrodo de masa dobles</p> <p>A Electrodo de masa oblicuos (Para competición)</p> <p>AY Electrodo de masa dobles: curvados</p> <p>B Electrodo de masa triples</p> <p>BG Electrodo de masa triples</p> <p>D Proyectado (Proyección 2,0 mm)</p> <p>Proyectado (Proyección 1,5 mm, posición chispa 3,5 mm)</p> <p>K Proyección de aislante 1 mm</p> <p>LM Tipo compacto (Tamaño de hexágono 20,6 mm)</p> <p>M Longitud de cabeza de aislante corto</p> <p>N Tipo competición (Electrodo de níquel)</p> <p>Pt Tipo competición (Electrodo de platino)</p> <p>P Proyectado (Proyección 1,5 mm)</p> <p>S No proyectado</p> <p>T Electrodo de masa dobles</p> <p>TM Electrodo de masa dobles</p> <p>V Electrodo de masa sesgado</p> <p>X Extra proyectado (Proyección 2,5mm)</p>	<p>R Resistencia</p> <p><Ninguna></p> <p>Sin resistencia</p> <p><excepción></p> <p>S29, S29A: ambos con resistencia</p>	<p>-A Mayor tamaño de platino en electrodo de masa</p> <p>-B Platino en electrodo de masa</p> <p>-C Electrodo de masa truncado</p> <p>-E Platino en electrodo de masa</p> <p>-F Platino en electrodo de masa</p> <p>-G Rosca lubricada (para aplicaciones CNG)</p> <p>-GL Electrodo central de platino</p> <p>-L Aislante proyectado 3,5 mm</p> <p>Electrodo central cónico</p> <p>-M Electrodo de masa aumentado</p> <p>-N Para Kawasaki y Yamaha</p> <p>-P Doble capa de platino en electrodo de masa</p> <p>-S Entrehierro semisuperficie</p> <p>-S Junta de acero inoxidable</p> <p>-TP Electrodo central de platino; electrodo de masa cónico</p> <p>-U Electrodo de masa con ranura en U</p> <p>-US Electrodo central en estrella; electrodo de masa con ranura en U</p> <p>-V Electrodo central de platino 0,7 mm</p> <p>-Z Electrodo de masa cónico</p> <p>-ZU Electrodo central de platino 0,7 mm; electrodo de masa cónico</p>	<p>5 0,5mm (.020")</p> <p>8 0,8mm (.032")</p> <p>9 0,9mm (.035")</p> <p>10 1,0mm (.040")</p> <p>11 1,1mm (.044")</p> <p>13 1,3mm (.050")</p> <p>14 1,4mm (.055")</p> <p>15 1,5mm (.060")</p> <p>20 2,0mm (.080")</p> <p><Ninguna> Coches: 0,8mm MC: 0,7mm</p> <p><excepción></p> <p>P16R, PQ16R, PQ20R son de 1,1mm</p>
DENSO	NGK	CHAMPION	BOSSCH																																																							
9	2	18	10																																																							
14	4	16/14	9																																																							
16	5	12/11	8																																																							
20	6	10/9	7/6																																																							
22	7	8/7	5																																																							
24	8	6/63/61	4																																																							
27	9	4/59	3																																																							
29	9,5	57																																																								
31	10	55	2																																																							
32	10,5	53																																																								
34	11																																																									
35	11,5																																																									

IDENTIFICACIÓN DE LAS BUJÍAS DENSO																																															
IRIDIUM POWER / IRIDIUM TOUGH																																															
I	U 	27 	A																																												
Bujía de alto rendimiento	Diámetro de rosca, fondo, tamaño de hexágono	Gama térmica	Tipo																																												
I Electrodo central de iridio 0,4 mm V Electrodo central de iridio 0,4 mm; electrodo de masa con punta de platino	<Diámetro de rosca X fondo X tamaño de hexágono> (mm) K 14 x 19,0 x 16,0 KH 14 x 26,5 x 16,0 Q 14 x 19,0 x 16,0 T 14 x 17,5 x 16,0 (asiento cónico) TF 14 x 11,2 x 16,0 (asiento cónico) TL 14 x 25,0 x 16,0 (asiento cónico; aislante largo) TV 14 x 25,0 x 16,0 (asiento cónico) U 10 x 19,0 x 16,0 UH 10 x 12,7 x 16,0 UF 10 x 19,0 (media rosca) x 16,0 W 14 x 19,0 x 20,6 WF 14 x 12,7 x 20,6 WM 14 x 19,0 x 20,6 (aislante compacto) X 12 x 19,0 x 18,0 XG 12 x 21,5 x 18,0 (carenado) XU 12 x 19,0 x 16,0 Y 8 x 19,0 (media rosca) x 13,0	<table border="1"> <thead> <tr> <th>DENSO</th> <th>NGK</th> <th>CHAMPION</th> <th>BOSCH</th> </tr> </thead> <tbody> <tr><td>16</td><td>5</td><td>12/11</td><td>8</td></tr> <tr><td>20</td><td>6</td><td>10/9</td><td>7/6</td></tr> <tr><td>22</td><td>7</td><td>8/7</td><td>5</td></tr> <tr><td>24</td><td>8</td><td>6/63/61</td><td>4</td></tr> <tr><td>27</td><td>9</td><td>4/59</td><td>3</td></tr> <tr><td>29</td><td>9,5</td><td>57</td><td></td></tr> <tr><td>31</td><td>10</td><td>55</td><td>2</td></tr> <tr><td>32</td><td>10,5</td><td>53</td><td></td></tr> <tr><td>34</td><td>11</td><td></td><td></td></tr> <tr><td>35</td><td>11,5</td><td></td><td></td></tr> </tbody> </table>	DENSO	NGK	CHAMPION	BOSCH	16	5	12/11	8	20	6	10/9	7/6	22	7	8/7	5	24	8	6/63/61	4	27	9	4/59	3	29	9,5	57		31	10	55	2	32	10,5	53		34	11			35	11,5			A Electrode inclinée ; pas de rainure en U ; pas de forme conique B Isolant projeté de 1,5mm C Pas de rainure U D Pas de rainure en U ; électrode de masse d'Inconel ES Joint en acier inoxydable G Joint en acier inoxydable J Isolant projeté de 2,5 mm T Isolant renforcé ; applications TAXI X Écartement de 0,8 mm Y Écartement de 0,8 mm Z Forme conique
DENSO	NGK	CHAMPION	BOSCH																																												
16	5	12/11	8																																												
20	6	10/9	7/6																																												
22	7	8/7	5																																												
24	8	6/63/61	4																																												
27	9	4/59	3																																												
29	9,5	57																																													
31	10	55	2																																												
32	10,5	53																																													
34	11																																														
35	11,5																																														

IDENTIFICACIÓN DE LAS BUJÍAS DENSO																																				
IRIDIUM RACING																																				
I	W 	0	1	27 																																
Bujía de alto rendimiento	Diamètre et profondeur de filetage et taille de l'hexagone	Taille totale	Forma de electrodo	Gama térmica																																
I Electrodo central de iridio 0,4 mm R Entrehierro superficial	<Diámetro de rosca X fondo X tamaño de hexágono> (mm) A 14 x 22,0 x 16,0 AE 14 x 19,0 x 16,0 K 14 x 19,0 x 16,0 KH 14 x 26,5 x 16,0 Q 14 x 19,0 x 16,0 RE 14 x 21,5 x 20,6 RL 14 x 21,0 x 20,6 RT 14 x 19,0 x 20,6 U 10 x 19,0 x 16,0 W 14 x 19,0 x 20,6 WM 14 x 19,0 x 20,6 XU 12 x 19,0 x 16,0	<Número intermedio>	<nombre intermédiaire> 1 Electrodo de masa sesgado o entrehierro superficial 2 Electrodo de masa recto 6 Electrodo de masa sesgado; sin resistencia	<table border="1"> <thead> <tr> <th>DENSO</th> <th>NGK</th> <th>CHAMPION</th> <th>BOSCH</th> </tr> </thead> <tbody> <tr><td>24</td><td>8</td><td>6/63/61</td><td>4</td></tr> <tr><td>27</td><td>9</td><td>4/59</td><td>3</td></tr> <tr><td>29</td><td>9,5</td><td>57</td><td></td></tr> <tr><td>31</td><td>10</td><td>55</td><td>2</td></tr> <tr><td>32</td><td>10,5</td><td>53</td><td></td></tr> <tr><td>34</td><td>11</td><td></td><td></td></tr> <tr><td>35</td><td>11,5</td><td></td><td></td></tr> </tbody> </table>	DENSO	NGK	CHAMPION	BOSCH	24	8	6/63/61	4	27	9	4/59	3	29	9,5	57		31	10	55	2	32	10,5	53		34	11			35	11,5		
DENSO	NGK	CHAMPION	BOSCH																																	
24	8	6/63/61	4																																	
27	9	4/59	3																																	
29	9,5	57																																		
31	10	55	2																																	
32	10,5	53																																		
34	11																																			
35	11,5																																			

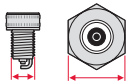

RU01: bujías de entrehierro superficial, SIN electrodo central de iridio y SIN electrodos de masa íntegramente de platino

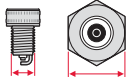



IDENTIFICAZIONE DELLE CANDELE D'ACCENSIONE DENSO

Candele convenzionali / Candele al platino / Candele all'iridio

W	16	E	X	R	-U	11																																																																	
Diametro del filetto e dimensione della profilatura esagonale	Gamma di temperature	Braccio filetto	Disegno dell'elettrodo	Costruzione interna	Configurazione della distanza	Distanza della scintilla																																																																	
<p><Diametro filetto X dimensione profilatura esagonale> (mm)</p> <p>FK14x16,0 (Candela a capacità d'accensione superiore)</p> <p>*J14x20,6 (Candela a proiezione)</p> <p>L18x22,2 M18x25,4 (Portata 12 mm)</p> <p>MA18x20,6 (Sede conica; portata 12 mm)</p> <p>MW18x20,6 (Portata 12 mm)</p> <p>N10x16,0</p> <p>*K14x16,0</p> <p>*KJ14x16,0 (Candela a proiezione)</p> <p>*P14x20,6 (Candela al platino)</p> <p>*PK14x16,0 (Candela al platino)</p> <p>*PKJ14x16,0 (Candela al platino; a proiezione)</p> <p>*PQ14x16,0 (Candela al platino)</p> <p>*PT14x16,0 (Candela al platino; sede conica)</p> <p>*PTJ14x16,0 (Candela al platino; a proiezione; sede conica)</p> <p>*Q14x16,0</p> <p>*QJ14x16,0 (Candela a proiezione)</p> <p>*QL14x16,0 (Alloggiamento a cilindro allungato)</p> <p>S14x20,6 (Candela a distanza di superficie)</p> <p>SF14x20,6 (Candela a distanza di superficie)</p> <p>*S14x20,6 (Iridio 0,7 mm)</p> <p>*SK14x16,0 (Iridio 0,7 mm)</p> <p>*SKJ14x16,0 (Iridio 0,7 mm; a proiezione)</p> <p>*SV14x16,0 (Iridio 0,4 mm; elettrodo al platino di messa a terra)</p> <p>*SVK14x16,0 (Iridio 0,4 mm; elettrodo al platino di messa a terra)</p> <p>*SXU12x16,0</p> <p>T14x16,0 (Sede conica)</p> <p>TR14x20,6 (Per applicazioni marine; portata 12,7 mm)</p> <p>U10x16,0</p> <p>U10x14,0 (Soltanto U20M-U)</p> <p>*VK14x16,0 (Iridio 0,4 mm; elettrodo al platino di messa a terra)</p> <p>*VKJ14x16,0 (Iridio 0,4 mm; elettrodo al platino di messa a terra; a proiezione)</p> <p>*VW14x20,6 (Iridio 0,4 mm; elettrodo al platino di messa a terra)</p> <p>W14x20,614x19,0 (Tipo compatto)</p> <p>X12x18,0</p> <p>XE12x14,0</p> <p>XU12x16,0</p> <p>Y8x13,0</p> <p>Z1/2 PFX23,8 (Iridio 0,55 mm)</p> <p>ZXE12x14,0 (Iridio 0,55 mm)</p> <p>ZXU12x16,0 (Iridio 0,55 mm)</p> <p>ZT14x16,0 (Iridio 0,55 mm)</p> <p>* Portata del filetto 19,0 mm</p>	<table border="1"> <thead> <tr> <th></th> <th>DENSO</th> <th>NGK</th> <th>CHAMPION</th> <th>BOSCH</th> </tr> </thead> <tbody> <tr> <td>9</td> <td>2</td> <td>18</td> <td>10</td> <td></td> </tr> <tr> <td>14</td> <td>4</td> <td>16/14</td> <td>9</td> <td></td> </tr> <tr> <td>16</td> <td>5</td> <td>12/11</td> <td>8</td> <td></td> </tr> <tr> <td>20</td> <td>6</td> <td>10/9</td> <td>7/6</td> <td></td> </tr> <tr> <td>22</td> <td>7</td> <td>8/7</td> <td>5</td> <td></td> </tr> <tr> <td>24</td> <td>8</td> <td>6/63/61</td> <td>4</td> <td></td> </tr> <tr> <td>27</td> <td>9</td> <td>4/59</td> <td>3</td> <td></td> </tr> <tr> <td>29</td> <td>9,5</td> <td>57</td> <td></td> <td></td> </tr> <tr> <td>31</td> <td>10</td> <td>55</td> <td>2</td> <td></td> </tr> <tr> <td>32</td> <td>10,5</td> <td>53</td> <td></td> <td></td> </tr> <tr> <td>34</td> <td>11</td> <td></td> <td></td> <td></td> </tr> <tr> <td>35</td> <td>11,5</td> <td></td> <td></td> <td></td> </tr> </tbody> </table>		DENSO	NGK	CHAMPION	BOSCH	9	2	18	10		14	4	16/14	9		16	5	12/11	8		20	6	10/9	7/6		22	7	8/7	5		24	8	6/63/61	4		27	9	4/59	3		29	9,5	57			31	10	55	2		32	10,5	53			34	11				35	11,5				<p>A19,0mm (Posizione dell'elettrodo: 7 mm)</p> <p>A21,5mm (Posizione dell'elettrodo: 9,5mm)</p> <p>B19,0mm (Posizione dell'elettrodo: 9,5mm)</p> <p>C19,0mm (Posizione dell'elettrodo: 5mm)</p> <p>D19,0mm (Copertura da 2 mm)</p> <p>E (Guarnizione)19,0mm20,0mm</p> <p>E (Sede conica)17,5mm</p> <p>F17,5mm</p> <p>FE19,0mm (Semi-filetto)</p> <p>G19,0mm (Copertura da 2 mm)</p> <p>.....19,0mm (Copertura da 2,8mm)</p> <p>H19,0mm (Posizione dell'elettrodo: 8,5mm)</p> <p>.....26,5mm</p> <p>L1,2mm</p> <p>M8,6mm</p> <p>N (Sede conica)17,5mm (Semi-filetto)</p> <p>V (Sede conica)25,0mm</p> <p><Nessuno> (Guarnizione) 9,5mm 11,2mm 19,0mm 21,5mm</p> <p><Nessuno> (Sede conica) 8,3mm 11,2mm</p>	<p>A Elettrodi a doppia messa a terra</p> <p>A Elettrodi obliqui di messa a terra (Per competizione)</p> <p>AY Elettrodi a doppia messa a terra; profilo curvato</p> <p>B Elettrodi a tripla messa a terra</p> <p>BG Elettrodi a tripla messa a terra (Coperto)</p> <p>D A proiezione (Proiezione da 2,0 mm) A proiezione (Proiezione da 1,5 mm, proiezione totale elettrodo 3,5 mm)</p> <p>K Proiezione dell'isolatore: 1 mm</p> <p>LM Tipo compatto (Dimensione esagonale 20,6 mm)</p> <p>M Lunghezza della testa dell'isolatore accorciata</p> <p>N Tipo per competizione (Elettrodo al nichel)</p> <p>Pt Tipo per competizione (Elettrodi al platino)</p> <p>P A proiezione (Proiezione da 1,5 mm)</p> <p>S Non a proiezione</p> <p>T Elettrodi a doppia messa a terra</p> <p>TM Elettrodi a doppia messa a terra</p> <p>V Elettrodo inclinato di messa a terra</p> <p>X Ad extra-proiezione (Proiezione da 2,5mm)</p>	<p>R Resistore <Nessuno> Non resistore</p> <p><eccezione> S29, S29A entrambi con resistore</p>	<p>-A Dimensione del platino incrementata sull'elettrodo di messa a terra</p> <p>-B Platino sull'elettrodo di messa a terra</p> <p>-C Elettrodo di messa a terra riduttore</p> <p>-E Platino sull'elettrodo di messa a terra</p> <p>-F Platino sull'elettrodo di messa a terra</p> <p>-G Filetto lubrificato (per applicazioni CNG)</p> <p>-GL Elettrodo centrale al platino</p> <p>-L Isolatore a proiezione da 3,5 mm Elettrodo centrale imprigionato</p> <p>-M Elettrodo a messa a terra incrementata</p> <p>-N Per Kawasaki e Yamaha</p> <p>-P Doppio strato di platino sull'elettrodo di messa a terra</p> <p>-S Distanza di semi-superficie</p> <p>-S Guarnizione d'acciaio inossidabile</p> <p>-TP Elettrodo centrale al platino; elettrodo conico di messa a terra</p> <p>-U Scanalatura ad "U" nell'elettrodo di messa a terra</p> <p>-US Elettrodo centrale a forma di stella; scanalatura ad "U" nell'elettrodo di messa a terra</p> <p>-V Elettrodo centrale al platino da 0,7 mm</p> <p>-Z Elettrodo conico di messa a terra</p> <p>-ZU Elettrodo centrale al platino da 0,7 mm; elettrodo conico di messa a terra</p>	<p>5 0,5mm (.020")</p> <p>8 0,8mm (.032")</p> <p>9 0,9mm (.035")</p> <p>10 1,0mm (.040")</p> <p>11 1,1mm (.044")</p> <p>13 1,3mm (.050")</p> <p>14 1,4mm (.055")</p> <p>15 1,5mm (.060")</p> <p>20 2,0mm (.080")</p> <p><Nessuno> Automobili: 0,8 mm MC: 0,7 mm</p> <p><eccezione> P16R, PQ16R, PQ20R sono d' 1,1 mm</p>
	DENSO	NGK	CHAMPION	BOSCH																																																																			
9	2	18	10																																																																				
14	4	16/14	9																																																																				
16	5	12/11	8																																																																				
20	6	10/9	7/6																																																																				
22	7	8/7	5																																																																				
24	8	6/63/61	4																																																																				
27	9	4/59	3																																																																				
29	9,5	57																																																																					
31	10	55	2																																																																				
32	10,5	53																																																																					
34	11																																																																						
35	11,5																																																																						

IDENTIFICAZIONE DELLE CANDELE D'ACCENSIONE DENSO																																															
IRIDIO POWER / IRIDIO TOUGH																																															
I	U 	27 	A																																												
Candela ad alte prestazioni	Diametro della filettatura, portata, dimensione della profilatura esagonale	Gamma di temperature	Tipo																																												
I Elettrodo centrale d'iridio da 0,4 mm V Elettrodo centrale all'iridio da 0,4 mm; elettrodo di messa a terra a placchetta di platino riportata	<Diametro filetto X portata X dimensione profilatura esagonale> (mm) K 14 x 19,0 x 16,0 KH 14 x 26,5 x 16,0 Q 14 x 19,0 x 16,0 T 14 x 17,5 x 16,0 (Sede conica) TF 14 x 11,2 x 16,0 (Sede conica) TL 14 x 25,0 x 16,0 (Sede conica; Isolatore lungo) TV 14 x 25,0 x 16,0 (Sede conica) U 10 x 19,0 x 16,0 UF 10 x 12,7 x 16,0 UH 10 x 19,0 (Semi-filetto) x 16,0 W 14 x 19,0 x 20,6 WF 14 x 12,7 x 20,6 WM 14 x 19,0 x 20,6 (Isolatore compatto) X 12 x 19,0 x 18,0 XG 12 x 21,5 x 18,0 (Coperto) XU 12 x 19,0 x 16,0 Y 8 x 19,0 (Semi-filetto) x 13,0	<table border="1"> <thead> <tr> <th>DENSO</th> <th>NGK</th> <th>CHAMPION</th> <th>BOSCH</th> </tr> </thead> <tbody> <tr><td>16</td><td>5</td><td>12/11</td><td>8</td></tr> <tr><td>20</td><td>6</td><td>10/9</td><td>7/6</td></tr> <tr><td>22</td><td>7</td><td>8/7</td><td>5</td></tr> <tr><td>24</td><td>8</td><td>6/63/61</td><td>4</td></tr> <tr><td>27</td><td>9</td><td>4/59</td><td>3</td></tr> <tr><td>29</td><td>9,5</td><td>57</td><td></td></tr> <tr><td>31</td><td>10</td><td>55</td><td>2</td></tr> <tr><td>32</td><td>10,5</td><td>53</td><td></td></tr> <tr><td>34</td><td>11</td><td></td><td></td></tr> <tr><td>35</td><td>11,5</td><td></td><td></td></tr> </tbody> </table>	DENSO	NGK	CHAMPION	BOSCH	16	5	12/11	8	20	6	10/9	7/6	22	7	8/7	5	24	8	6/63/61	4	27	9	4/59	3	29	9,5	57		31	10	55	2	32	10,5	53		34	11			35	11,5			A Elettrodo inclinato; senza scanalatura ad "U"; senza intagli conici B Isolatore a proiezione da 1,5mm C Senza scanalatura ad "U" D Senza scanalatura ad "U"; elettrodo di messa a terra all'Inconel ES Guarnizione d'acciaio inossidabile G Guarnizione d'acciaio inossidabile J Isolatore a proiezione da 2,5mm T Isolatore rafforzato; applicazioni TAXI. X Luce da 0,8 mm Y Luce da 0,8 mm Z Intaglio conico
DENSO	NGK	CHAMPION	BOSCH																																												
16	5	12/11	8																																												
20	6	10/9	7/6																																												
22	7	8/7	5																																												
24	8	6/63/61	4																																												
27	9	4/59	3																																												
29	9,5	57																																													
31	10	55	2																																												
32	10,5	53																																													
34	11																																														
35	11,5																																														

IDENTIFICAZIONE DELLE CANDELE D'ACCENSIONE DENSO																																				
IRIDIUM RACING																																				
I	W 	0	1	27 																																
Candela ad alte prestazioni	Diametro della filettatura, portata, dimensione della profilatura esagonale	Dimensione totale	Profilo dell'elettrodo	Gamma di temperature																																
I Elettrodo centrale d'iridio da 0,4 mm R Distanza di superficie	<Diametro filetto X portata X dimensione profilatura esagonale> (mm) A 14 x 22,0 x 16,0 AE 14 x 19,0 x 16,0 K 14 x 19,0 x 16,0 KH 14 x 26,5 x 16,0 Q 14 x 19,0 x 16,0 RE 14 x 21,5 x 20,6 RL 14 x 21,0 x 20,6 RT 14 x 19,0 x 20,6 U 10 x 19,0 x 16,0 W 14 x 19,0 x 20,6 WM 14 x 19,0 x 20,6 XU 12 x 19,0 x 16,0	<Numero intermedio>	<Numero intermedio> 1 Elettrodo di messa a terra inclinato o a distanza di superficie Elettrodo di messa a terra diritto 6 Elettrodo di messa a terra inclinato; non resistore	<table border="1"> <thead> <tr> <th>DENSO</th> <th>NGK</th> <th>CHAMPION</th> <th>BOSCH</th> </tr> </thead> <tbody> <tr><td>24</td><td>8</td><td>6/63/61</td><td>4</td></tr> <tr><td>27</td><td>9</td><td>4/59</td><td>3</td></tr> <tr><td>29</td><td>9,5</td><td>57</td><td></td></tr> <tr><td>31</td><td>10</td><td>55</td><td>2</td></tr> <tr><td>32</td><td>10,5</td><td>53</td><td></td></tr> <tr><td>34</td><td>11</td><td></td><td></td></tr> <tr><td>35</td><td>11,5</td><td></td><td></td></tr> </tbody> </table>	DENSO	NGK	CHAMPION	BOSCH	24	8	6/63/61	4	27	9	4/59	3	29	9,5	57		31	10	55	2	32	10,5	53		34	11			35	11,5		
DENSO	NGK	CHAMPION	BOSCH																																	
24	8	6/63/61	4																																	
27	9	4/59	3																																	
29	9,5	57																																		
31	10	55	2																																	
32	10,5	53																																		
34	11																																			
35	11,5																																			

RU01- si tratta di candele a distanza di superficie, SENZA elettrodo centrale all'iridio e SENZA elettrodi di messa a terra in tutto-platino

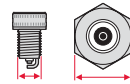



ОБОЗНАЧЕНИЕ СВЕЧЕЙ ЗАЖИГАНИЯ DENSO

Стандартные свечи зажигания / Платиновые свечи зажигания / Иридиевые свечи зажигания










Диаметр резьбы и размер шестигранника	Калильное число	Длина резьбы	Тип электрода	Внутренняя конструкция	Конфигурация зазора	Искровой зазор																																																																	
<p><Диаметр резьбы X размер шестигранника> (мм)</p> <p>FK 14x16,0 (Свеча супер зажигания)</p> <p>*J 14x20,6 (Выступающая свеча)</p> <p>L 18x22,2 (Глубина 12 мм)</p> <p>M 18x25,4 (Глубина 12 мм)</p> <p>MA 18x20,6 (Конич. гнездо; глубина 12 мм)</p> <p>MW 18x20,6 (Глубина 12 мм)</p> <p>N 10x16,0</p> <p>*K 14x16,0</p> <p>*KJ 14x16,0 (Выступающая свеча зажигания)</p> <p>*P 14x20,6 (Платиновая свеча зажигания)</p> <p>*PK 14x16,0 (Платиновая свеча зажигания)</p> <p>*PKJ 14x16,0 (Платиновая свеча; выступающая)</p> <p>*PQ 14x16,0 (Платиновая свеча зажигания)</p> <p>*PT 14x16,0 (Платиновая свеча; конич. гнездо)</p> <p>*PTJ 14x16,0 (Платиновая свеча; выступающая; конич. гнездо)</p> <p>*Q 14x16,0</p> <p>*QJ 14x16,0 (Выступающая свеча зажигания)</p> <p>*QL 14x16,0 (Длинный цилиндр; конический)</p> <p>S 14x20,6 (Свечи зажигания с поверхностным зазором)</p> <p>SF 14x20,6 (Свечи зажигания с поверхностным зазором)</p> <p>*S 14x20,6 (Иридий 0,7 мм)</p> <p>*SK 14x16,0 (Иридий 0,7 мм)</p> <p>*SKJ 14x16,0 (Иридий 0,7 мм; выступающая свеча)</p> <p>*SV 14x16,0 (Иридиевый 0,4 мм; платиновый заземляющий электрод)</p> <p>*SVK 14x16,0 (0,4 мм иридиевый; платиновый заземляющий электрод)</p> <p>*SXU 12x16,0</p> <p>T 14x16,0 (Конич. гнездо)</p> <p>TR 14x20,6 (Лодочные моторы; глубина 12,7 мм)</p> <p>U 10x16,0</p> <p>U 10x14,0 (Только U20M-U)</p> <p>*VK 14x16,0 (Иридиевый 0,4 мм; платиновый заземляющий электрод)</p> <p>*VKJ 14x16,0 (Иридиевый 0,4 мм; платиновый заземляющий электрод; выступающая свеча)</p> <p>*VW 14x20,6 (Иридиевый 0,4 мм; платиновый заземляющий электрод)</p> <p>W 14x20,6</p> <p>W 14x19,0 (Компактный тип)</p> <p>X 12x18,0</p> <p>XE 12x14,0</p> <p>XU 12x16,0</p> <p>Y 8x13,0</p> <p>Z 1/2 PFX23,8 (Иридие-вая диам. 0,55 мм)</p> <p>ZXE 12x14,0 (Иридие-вая диам. 0,55 мм)</p> <p>ZXU 12x16,0 (Иридие-вая диам. 0,55 мм)</p> <p>ZT 14x16,0 (Иридие-вая диам. 0,55 мм)</p> <p>* Длина резьбы 19 мм.</p>	<table border="1"> <thead> <tr> <th></th> <th>DENSO</th> <th>NGK</th> <th>CHAMPION</th> <th>BOSCH</th> </tr> </thead> <tbody> <tr> <td>9</td> <td>2</td> <td>18</td> <td>10</td> <td></td> </tr> <tr> <td>14</td> <td>4</td> <td>16/14</td> <td>9</td> <td></td> </tr> <tr> <td>16</td> <td>5</td> <td>12/11</td> <td>8</td> <td></td> </tr> <tr> <td>20</td> <td>6</td> <td>10/9</td> <td>7/6</td> <td></td> </tr> <tr> <td>22</td> <td>7</td> <td>8/7</td> <td>5</td> <td></td> </tr> <tr> <td>24</td> <td>8</td> <td>6/63/61</td> <td>4</td> <td></td> </tr> <tr> <td>27</td> <td>9</td> <td>4/59</td> <td>3</td> <td></td> </tr> <tr> <td>29</td> <td>9,5</td> <td>57</td> <td></td> <td></td> </tr> <tr> <td>31</td> <td>10</td> <td>55</td> <td>2</td> <td></td> </tr> <tr> <td>32</td> <td>10,5</td> <td>53</td> <td></td> <td></td> </tr> <tr> <td>34</td> <td>11</td> <td></td> <td></td> <td></td> </tr> <tr> <td>35</td> <td>11,5</td> <td></td> <td></td> <td></td> </tr> </tbody> </table>		DENSO	NGK	CHAMPION	BOSCH	9	2	18	10		14	4	16/14	9		16	5	12/11	8		20	6	10/9	7/6		22	7	8/7	5		24	8	6/63/61	4		27	9	4/59	3		29	9,5	57			31	10	55	2		32	10,5	53			34	11				35	11,5				<p>A 19,0 мм (Выступление электродов 7 мм)</p> <p>..... 21,5 мм</p> <p>B 19,0 мм (Выступление электродов 9,5 мм)</p> <p>C 19,0 мм (Выступление электродов 5 мм)</p> <p>D 19,0 мм (Экран 2 мм)</p> <p>E (Прокладка) 19,0 мм</p> <p>..... 20,0 мм</p> <p>E (Коническое гнездо) 17,5 мм</p> <p>F 12,7 мм</p> <p>FE 19,0 мм (Короткая резьба)</p> <p>G 19,0 мм (Экран 2 мм)</p> <p>..... 19,0 мм (Экран 2,8 мм)</p> <p>H 19,0 мм (Выступление электродов 8,5 мм)</p> <p>L 26,5 мм</p> <p>L 11,2 мм</p> <p>M 8,6 мм</p> <p>N (Конич. гнездо) 17,5 мм (Короткая резьба)</p> <p>V (Конич. гнездо) 25,0 мм</p> <p><Нет> (Прокладка) 9,5 мм</p> <p>..... 11,2 мм</p> <p>..... 19,0 мм</p> <p>..... 21,5 мм</p> <p><Нет> (Конич. гнездо) 8,3 мм</p> <p>..... 11,2 мм</p>	<p>A Двойные заземляющие электроды</p> <p>A Наклонные заземляющие электроды (Для гонок)</p> <p>AY Двойные заземляющие электроды; наклонные</p> <p>B Тройные заземляющие электроды</p> <p>BG Тройные заземляющие электроды (экранированная)</p> <p>D Выступающая (выступ 1,5 мм, выступ 3,5 мм)</p> <p>K 1 мм выступающий изолятор</p> <p>LM Компактный тип (Размер шестигранника 20,6 мм)</p> <p>M Укороч. головка изолятора</p> <p>N Тип для гонок (Никелевый электрод)</p> <p>Pt Тип для гонок (Платиновые электроды)</p> <p>P Выступающая свеча (1,5 мм выступ)</p> <p>S Полуповерхностный свеча</p> <p>T Двойные заземляющие электроды</p> <p>TM Двойные заземляющие электроды</p> <p>V Наклонный заземл. электрод</p> <p>X Сильно выступающая свеча (2,5 мм выступ)</p>	<p>R С резистором</p> <p><Нет> Без резистора</p> <p><исключение> S29, S29A обе имеют резистор</p>	<p>-A Увеличенный размер платины на заземляющем электроде</p> <p>-B Платина на заземляющем электроде</p> <p>-C Срезанный заземляющий электрод</p> <p>-E Платина на заземляющем электроде</p> <p>-F Платина на заземляющем электроде</p> <p>-G Смазанная резьба (Для двигателей на газе)</p> <p>-GL Платиновый центральный электрод</p> <p>-L 3,5 мм выступ изолятора свечи</p> <p>Конический центральный электрод</p> <p>-M Увеличенный заземляющий электрод</p> <p>-N Для Kawasaki и Yamaha</p> <p>-P Двойной слой платины на заземляющем электроде</p> <p>-S Полуплоскостной зазор</p> <p>-S Прокладка из нержавеющей стали</p> <p>-TP Платиновый центральный электрод; конический заземляющий электрод</p> <p>-U U-образная канавка в заземляющем электроде</p> <p>-US Звездобразный центральный электрод; U-образная канавка в заземляющем электроде</p> <p>-V Платиновый центральный электрод диам. 0,7 мм</p> <p>-Z Конический заземляющий электрод</p> <p>-ZU Платиновый центральный электрод диам. 0,7 мм; конический заземляющий электрод</p>	<p>5 0,5 мм (.020")</p> <p>8 0,8 мм (.032")</p> <p>9 0,9 мм (.035")</p> <p>10 1,0 мм (.040")</p> <p>11 1,1 мм (.044")</p> <p>13 1,3 мм (.050")</p> <p>14 1,4 мм (.055")</p> <p>15 1,5 мм (.060")</p> <p>20 2,0 мм (.080")</p> <p><Нет> Авто: 0,8 мм Мото: 0,7 мм</p> <p><исключение> P16R, PQ16R, PQ20R имеют зазор 1,1 мм</p>
	DENSO	NGK	CHAMPION	BOSCH																																																																			
9	2	18	10																																																																				
14	4	16/14	9																																																																				
16	5	12/11	8																																																																				
20	6	10/9	7/6																																																																				
22	7	8/7	5																																																																				
24	8	6/63/61	4																																																																				
27	9	4/59	3																																																																				
29	9,5	57																																																																					
31	10	55	2																																																																				
32	10,5	53																																																																					
34	11																																																																						
35	11,5																																																																						

ОБОЗНАЧЕНИЕ СВЕЧЕЙ ЗАЖИГАНИЯ DENSO																																																
СВЕЧИ МАРКИ IRIIDIUM POWER / СВЕЧИ МАРКИ IRIIDIUM TOUGH																																																
I	U 	27 	A																																													
Свеча зажигания с высокими эксплуатационными качествами	Диаметр, длина резьбы, размер шестигранника	Калильное число	Тип																																													
I Иридиевый центральный электрод диам. 0,4 мм V Иридиевый центральный электрод диам. 0,4 мм; платиновая накладка на заземляющем электроде	<Диаметр резьбы X длина X размер шестигранника> (мм) K 14 x 19,0 x 16,0 KH 14 x 26,5 x 16,0 Q 14 x 19,0 x 16,0 T 14 x 17,5 x 16,0 (коническое гнездо) TF 14 x 11,2 x 16,0 (коническое гнездо) TL 14 x 25,0 x 16,0 (коническое гнездо; длинный изолятор) TV 14 x 25,0 x 16,0 (коническое гнездо) U 10 x 19,0 x 16,0 UF 10 x 12,7 x 16,0 UH 10 x 19,0 (короткая резьба) x 16,0 W 14 x 19,0 x 20,6 WF 14 x 12,7 x 20,6 WM 14 x 19,0 x 20,6 (компактный изолятор) X 12 x 19,0 x 18,0 XG 12 x 21,5 x 18,0 (экранированная) XU 12 x 19,0 x 16,0 Y 8 x 19,0 (короткая резьба) x 13,0	<table border="1"> <thead> <tr> <th>DENSO</th> <th>NGK</th> <th>CHAMPION</th> <th>BOSCH</th> </tr> </thead> <tbody> <tr><td>16</td><td>5</td><td>12/11</td><td>8</td></tr> <tr><td>20</td><td>6</td><td>10/9</td><td>7/6</td></tr> <tr><td>22</td><td>7</td><td>8/7</td><td>5</td></tr> <tr><td>24</td><td>8</td><td>6/63/61</td><td>4</td></tr> <tr><td>27</td><td>9</td><td>4/59</td><td>3</td></tr> <tr><td>29</td><td>9,5</td><td>57</td><td></td></tr> <tr><td>31</td><td>10</td><td>55</td><td>2</td></tr> <tr><td>32</td><td>10,5</td><td>53</td><td></td></tr> <tr><td>34</td><td>11</td><td></td><td></td></tr> <tr><td>35</td><td>11,5</td><td></td><td></td></tr> </tbody> </table>	DENSO	NGK	CHAMPION	BOSCH	16	5	12/11	8	20	6	10/9	7/6	22	7	8/7	5	24	8	6/63/61	4	27	9	4/59	3	29	9,5	57		31	10	55	2	32	10,5	53		34	11			35	11,5			A Наклонный электрод; без U-образной канавки; форма неконусная B Изолятор, выступающий на 1,5 мм C Без U-образной канавки D Без U-образной канавки; заземляющий электрод из инконеля ES Прокладка из нержавеющей стали G Прокладка из нержавеющей стали J Изолятор, выступающий на 2,5 мм T Усиленный изолятор; применения для такси X Зазор 0,8 мм Y Зазор 0,8 мм Z Конусообразная форма	
DENSO	NGK	CHAMPION	BOSCH																																													
16	5	12/11	8																																													
20	6	10/9	7/6																																													
22	7	8/7	5																																													
24	8	6/63/61	4																																													
27	9	4/59	3																																													
29	9,5	57																																														
31	10	55	2																																													
32	10,5	53																																														
34	11																																															
35	11,5																																															

ОБОЗНАЧЕНИЕ СВЕЧЕЙ ЗАЖИГАНИЯ DENSO																																				
ГОНОЧНЫЕ СВЕЧИ IRIIDIUM RACING																																				
I	W 	0	1	27 																																
Свеча зажигания с высокими эксплуатационными качествами	Диаметр, длина резьбы, размер шестигранника	Общие размеры	Форма электрода	Калильное число																																
I Иридиевый центральный электрод диам. 0,4 мм R Поверхностный зазор	<Диаметр резьбы X длина X размер шестигранника> (мм) A 14 x 22,0 x 16,0 AE 14 x 19,0 x 16,0 K 14 x 19,0 x 16,0 KH 14 x 26,5 x 16,0 Q 14 x 19,0 x 16,0 RE 14 x 21,5 x 20,6 RL 14 x 21,0 x 20,6 RT 14 x 19,0 x 20,6 U 10 x 19,0 x 16,0 W 14 x 19,0 x 20,6 WM 14 x 19,0 x 20,6 XU 12 x 19,0 x 16,0	<Промежуточный номер>	<Промежуточный номер> 1 Наклонный заземляющий электрод или поверхностный зазор 2 Прямой заземляющий электрод 6 Наклонный заземляющий электрод; без резистора	<table border="1"> <thead> <tr> <th>DENSO</th> <th>NGK</th> <th>CHAMPION</th> <th>BOSCH</th> </tr> </thead> <tbody> <tr><td>24</td><td>8</td><td>6/63/61</td><td>4</td></tr> <tr><td>27</td><td>9</td><td>4/59</td><td>3</td></tr> <tr><td>29</td><td>9,5</td><td>57</td><td></td></tr> <tr><td>31</td><td>10</td><td>55</td><td>2</td></tr> <tr><td>32</td><td>10,5</td><td>53</td><td></td></tr> <tr><td>34</td><td>11</td><td></td><td></td></tr> <tr><td>35</td><td>11,5</td><td></td><td></td></tr> </tbody> </table>	DENSO	NGK	CHAMPION	BOSCH	24	8	6/63/61	4	27	9	4/59	3	29	9,5	57		31	10	55	2	32	10,5	53		34	11			35	11,5		
DENSO	NGK	CHAMPION	BOSCH																																	
24	8	6/63/61	4																																	
27	9	4/59	3																																	
29	9,5	57																																		
31	10	55	2																																	
32	10,5	53																																		
34	11																																			
35	11,5																																			

RU01- свечи зажигания с целиком платиновым зазором, БЕЗ иридиевого центрального электрода и БЕЗ поверхностным заземляющих электродов



	UK	D	F	E	I	RU
	Vehicle: Make, Model, Engine capacity	Fahrzeug: Fabrikat, Modell, Motorkapazität	Véhicule: Marque, modèle, capacité de moteur	Vehículo: marca, modelo, capacidad del motor	Veicolo: Marca, Modello, capacità del motore	Автомобиль: марка, модель, объем двигателя
KW	Engine power	Motorleistung	Puissance du moteur	Puissance du moteur	Potenza del motore	Мощность двигателя
	Engine code	Motorkennbuchstaben	Code du moteur	Código del motor	Codice del motore	Код двигателя
	Additional information	Zusätzliche Information	Informations complémentaires	Información adicional	Informazioni aggiuntive	Дополнительная информация
	Year (from - to)	Jahr (von - bis)	Année (de - à)	Año (de - a)	Anno (da - a)	Год (с - по)
	Spark Plug	Zündkerzen	bougie	bujía	candele	Свечи зажигания
	Stocknumber	Vorratnummer	Stocknuméro	Stocknumero	Scortenumero	Код
4 PACK	4-pack	4er Pack	Pack de 4	paquetes de 4	confezione da quattro pezzi	В упаковке 4 шт.
	Spark gap	Zündstrecke	Écartement des pointes	Espacio de chispa	Distanza della scintilla	Искровой зазор
	Iridium Power	Iridium Power	Iridium Power	Iridium Power	Iridium Power	Iridium Power
	Iridium Tough	Iridium Tough	Iridium Tough	Iridium Tough	Iridium Tough	Iridium Tough
Carb.	Carburettor	Vergaser	carburateur	carburador	Carburatore	карбюратор
Cat.	Catalytic converter	Katalysator	Katalysator	convertidor catalítico	convertidor catalítico	катализатор выхлопных газов
cc	Cubic Centimetre	Kubikzentimeter	convertisseur catalytique	centímetro cúbico	Centimetro cubo	кубический сантиметр
CDI	Capacitor Discharge Ignition	Kondensatorent ladungszündung	Allumage à décharge de condensateur	encendido por descarga de condensador	Accensione a scarica capacitiva	конденсаторная (тиристорная) система зажигания
C.I.D.	Cubic Inch Displacement	Elektronische Benzineinspritzung Abgasrückführung	Elektronische Benzineinspritzung Abgasrückführung	desplazamiento en pulgadas cúbicas	Spostamento in pollici cubi	рабочий объем двигателя в кубических дюймах
cu.in	Cubic Inch	Kubikzoll	cyllindrée	pulgada cúbica	Pollice cubo	кубический дюйм
EFI,i,INJ,i.e.	Electronic fuel injection	Elektronische Benzineinspritzung	injection électronique	inyección electrónica de combustible	Iniezione elettronica del carburante	впрыск топлива с электронным управлением
EGR	Exhaust Gas Recirculation	Abgasrückführung	recirculation des gaz d'échappement	recirculación de los gases de escape	Ricircolo dei gas di scarico	рециркуляция выхлопных газов
Front bank	First row of cylinders	Vordere Zylinderreihe	première rangée de cylindres	primera hilera de cilindros	Banco anteriore di cilindri	передний ряд цилиндров

	UK	D	F	E	I	RU
FI	Fuel Injection	Kraftstoffeinspritzung	injection de carburant	inyección de combustible	Iniezione di carburante	впрыск топлива
FSI	Fuel Stratified Injection (Direct fuel injection)	Benzin-Direkteinspritzung mit Schichtladung	Fuel Stratified Injection (injection directe de carburant)	inyección estratificada de combustible (inyección directa de combustible)	Iniezione stratificata del carburante (Iniezione diretta del carburante)	последний впрыск топлива (прямой впрыск топлива)
Green	Green sticker on ignition coil (For Volkswagen)	Grüner Aufkleber auf Zündspule (für Volkswagen)	étiquette verte sur bobine d'allumage (pour Volkswagen)	pegatina verde en bobina de encendido (para Volkswagen)	Autoadesivo verde sulla bobina d'accensione (per Volkswagen)	зеленая наклейка на катушке зажигания (для Фольксвагена)
Grey	Grey sticker on ignition coil (For Volkswagen)	Grauer Aufkleber auf Zündspule (für Volkswagen)	étiquette grise sur bobine d'allumage (pour Volkswagen)	pegatina gris en bobina de encendido (para Volkswagen)	Autoadesivo grigio sulla bobina d'accensione (per Volkswagen)	серая наклейка на катушке зажигания (для Фольксвагена)
HC	High Compression	Hohe Verdichtung	compression élevée	alta compresión	Alta compressione	высокая степень сжатия
UPP, JPP, FRP	U.K- production, Japan -Production, France-Production	britische Produktion, japanische Produktion, französische Produktion	production britannique, production japonaise, production française	producción Reino Unido, producción Japón, producción Francia	Produzione: Gran Bretagna, Produzione: Giappone, Produzione: Francia	Сделано в Великобритании, Сделано в Японии, Сделано во Франции
LC	Low Compression	Niedrige Verdichtung	compression basse	baja compresión	Bassa compressione	низкая степень сжатия
LPG	Liquefied Petroleum Gas	Autogas	gaz de pétrole liquéfié	gas licuado de petróleo	Gas di petrolio liquefatto	сжиженный газ
L, Ltr.	Litre	Liter	litre	litro	Litro	литр
Mag.	Magnet	Magnet	aimant	magneto	Magnete	магнит
Mpi	Multi Point injection	Mehrpunkteinspritzung	injection multipoint de carburant	inyección multipunto	Iniezione Multi-Point (pluripunto)	многоточечный впрыск
Org. Nr.	Organisation number (Citroen/Peugeot production numbering)	Organisationsnummer (Citroen/Peugeot-Produktnummerierung)	numéro d'organisation (numéro de production Citroën/Peugeot)	número de organización (numeración de producción Citroen/Peugeot)	Numero d'organizzazione (numerazione di produzione Citroen/Peugeot)	серийный номер (номерация продукции фирм Ситроен/Пежо)
Rear bank	Back row of cylinders	Hintere Zylinderreihe	rangée arrière de cylindres	hilera trasera de cilindros	Banco posteriore di cilindri	задний ряд цилиндров
Spi	Single Point injection	Zentraleinspritzung	injection de carburant dans le corps de papillon	inyección monopunto	Iniezione a punto singolo	одноточечный впрыск
VV	Variable venturi	Variabler Venturi	diffuseur variable	venturi variable	Venturi variabile	регулируемая операция
VVT	Variable Valve Timing	Variable Ventilsteuerung	distribution à programme variable	reglaje de válvula variable	Tempo operativo della valvola variabile	регулирование открытия клапанов
2V	Two stage carburettor	Zweistufenvergaser	carburateur à deux phases	carburador de dos etapas	Carburatore a due stadi	двухкамерный карбюратор
W/O	Without	Ohne	sans	sin	Senza	без
W/W	With or without	Mit oder ohne	avec ou sans	con o sin	Con o senza	с или без
2 Way Cat.	Catalytic converter without control	Zweiwegekatalysator	convertisseur catalytique sans contrôle	convertidor catalítico sin control	Convertitore catalitico senza controllo	неуправляемый катализатор выхлопных газов