



Checklist of the family Epitoniidae (Mollusca: Gastropoda) in Taiwan with description of a new species and some new records

Chih-Wei Huang[‡], Yen-Chen Lee[§]

[‡] National Taiwan Normal University, Taipei City, Taiwan

[§] Biodiversity Research Center, Academia Sinica, Taipei, Taiwan

Corresponding author:

Academic editor: Cristian Altaba

Received: 12 Jul 2015 | Accepted: 05 Jul 2016 | Published: 19 Jul 2016

Citation: Huang C, Lee Y (2016) Checklist of the family Epitoniidae (Mollusca: Gastropoda) in Taiwan with description of a new species and some new records. Biodiversity Data Journal 4: e5653. doi: [10.3897/BDJ.4.e5653](https://doi.org/10.3897/BDJ.4.e5653)

ZooBank: urn:lsid:zoobank.org:pub:F0B6DBC8-F253-4A80-9175-687E628B06B6

Abstract

Background

The family Epitoniidae is a group of small to medium-sized gastropods and occurs globally from the intertidal zone to abyssal seabeds. There are 101 epitoniid species currently recorded from Taiwan.

New information

Based on our investigations of seashores and fishing ports of Taiwan, a new species and 12 new records of Epitoniidae species are reported. Of the 12 new records, four are new to the East Asian region and two are new records to the Indo-Pacific region. Our results increase the number of Taiwanese Epitoniidae from 101 species to 114 species.

Keywords

Epitoniidae, new records, fauna, East Asian, Indo-Pacific region, Taiwan

Introduction

The family Epitoniidae is a group of medium to small size gastropods, usually associating with cnidarians (Gittenberger et al. 2000) and found globally from the intertidal zone to abyssal seabeds. However, most epitoniid species are rare, only a few individuals are provided to study, and most are represented only in private collections (Nakayama 2003). Early naturalists such as Sowerby (1844a), Sowerby (1844b), Reeve (1849), Tryon (1887), Clessin (1897), de Boury (1889), Jousseaume (1911) and Jousseaume (1911) reported many new species and described the taxonomy of this family worldwide. In recent decades, a few local fauna have been reported for the Atlantic species (Bouchet and Waren 1986, DuShane 1974), South African species (Kilburn 1985), and Japanese species (Nakayama 2003).

Kilburn (1985), in his work on the South African Epitoniidae fauna, stated that 'epitoniid taxonomy remains in a chaotic state, particularly above the species level'. There had been no systematic discussion of the family Epitoniidae in the Taiwan waters and the adjacent area since Kuroda (1941) reported 12 species of this family, including four unidentified species.

Since Kuroda, Hayasaka (1944) reported a new living record Taiwanese species and two fossil species. Lan (1976) and Lan 1999 reported a new species (currently recognized as synonym) and one new record from Taiwan. Shih and Wan (1982) illustrated five species, although two were misidentified. Actually, they reported three species, including one new record from Taiwan. Chong (1993) illustrated a new record of a Taiwanese species, and Lai (1998) illustrated the other two additional new records from Taiwan. Su (1999) illustrated nine species including four new records from Taiwan. Lee and Wu (1998) and Lee (2001b) reported an additional six new species, and Lee (2001a) and Lee (2003) illustrated seven new records from Taiwan. Chen and Lee (2007) illustrated nine tiny epitoniids, six of which were new records from Taiwan. From our viewpoint, most of the earlier report epitoniids are misidentified. A recent published work of Taiwan epitoniids (Lee and Wu 2012) solved the scientific name chaos and reported a huge amount of new records epitoniids from Taiwan. However, new species and records are being discovered continually.

In this study, we will report a new species and 12 new records of epitoniids from Taiwan.

Materials and methods

The epitoniids in this study were collected directly from seashores and fishing ports in Taiwan. The specimens were taken back to the laboratory and cleaned for identification. The habitat depth of the epitoniids are based on the fishing grounds of some particular prawns (Yu and Chan 1986) and lobsters (Chan and Yu 1993), which were trawled with the epitoniids. The distributions of epitoniids are based a shrimp boat logbook. The specimens of holotype and paratype of *Epitonium (Parviscala) corniculum* sp. n. are deposited in the National Museum of Natural Science, Taiwan (NMNS-7035-001~003).

Taxon treatments

Claviscala subulae Nakayama 2000

Description

Dull white, elongated, spiral elevated with 12 whorls (Fig. 1a). Surface with about 16 weak thick and low axial ribs on the body whorl, spiral striae strong, crossed over axial ribs, about 9 in number on the body whorl, with a basal disc. Shell height 11–15mm.

Distribution

This species occurs off Choshi, Boso Peninsula, Japan at 100m deep. In Taiwan, it is trawled at 400 to 500m depth off the Gueishan Island. This species is a new record from the Taiwan waters.

Records

Claviscala subulae Nakayama 2000: figs 17–18; Nakayama 2003: p1. 9, figs 19–22.

Epitonium (Epitonium) okezoko (Habe 1961)

Description

White, thin, pyramidal, teloconch rounded, suture perforated, with 14 thin erected costae which hooked at the shoulder, interspaces sculptured with thin spiral striae (Fig. 1b). Umbilicus opened. Shell height 30–40mm.

Distribution

This species occurs off Ashizuri Cape, Tosa Bay, Japan. In Taiwan, it is dredged at 200 to 300m depth of Tong-kang waters, the Peng-hu Trench and the Gueishan Island. This species is a new record from the Taiwan waters.




Figure 1.

New record Epitoniidae of Taiwan.

a: *Claviscala subulae* Nakayama 2000, 11.7×3.5mm

b: *Epitonium (Epitonium) okezoko* (Habe 1961), 21.6×11.9mm

c: *Epitonium (Parviscala) cf. pallidizonatum* (Masahito, Kuroda & Habe in Kuroda, Habe & Oyama, 1971), 22.2×9.7mm

d: *Epitonium (Parviscala) tenuipicturatum* Nakayama 2000, 13.6×5.4mm

e: *Epitonium (Parviscala) yamakawai* (Yokoyama 1922), 3.3×1.8mm

f: *Plastiscala morchi* (Angas 1871), 12.5×4.1mm

Records

Cycloscala okezoko Habe 1961: pl. 14, fig. 31; Higo et al. 1999 and Higo et al. 2001: G1893.

Epitonium (Epitonium) okezoko Okutani 2000: pl. 164, fig. 61; Nakayama 2003: pl. 11, figs 4–6.

Epitonium (Epitonium) sororastra Kilburn 1985

Description

White, small, with 7–9 costae that are thin, erect and continuous (Fig. 2a). The suture and umbilicus are perforated. The spaces between the costae are smooth, and the aperture is oval. Shell height 8–11mm.




Figure 2.

New record Epitoniidae of East Asian region.

a: *Epitonium (Epitonium) sororastra* Kilburn 1985, 7.8×5mm

b: *Epitonium (Hirtoscala) fauroti* (Jousseume 1911), 2.8×1.5mm

c: *Epitonium (Parviscala) beachportensis* (Cotton & Godfrey, 1938), 5.2×2.6mm

d: *Surrepifungium ingridae* (A. Gittenberger & Goud 2000), 23.9×10.1mm




Figure 3.

New record Epitoniidae of Indo–Pacific region.

a: *Epitonium (Sodaliscala) tryoni* (de Boury, 1913), 3.1×1.3mm

b: *Limiscala maraisi* (Kilburn 1985), 11.2×5.8mm

Distribution

This species occurs off Sri Lanka. In Taiwan, only some dead specimens were collected on the beach of Lu-tao Island. This species is a new record from the East Asian region.

Records

Epitonium (Epitonium) sororastra Kilburn 1985: fig. 66; Weil et al. 1999: fig. 137.

Epitonium (Hirtoscala) fauroti (Jousseume 1911)

Description

White, tiny, axial costae strong and incurved, usually 11–12 in number, slightly elevated at the suture to form an angle, interval smooth (Fig. 2b). Umbilicus closed. Shell height about 3mm.

Distribution

The specimen was collected from the Red Sea. In Taiwan, one was found on the beach at Lu-tao Island in 1995. This species is a new record from the East Asian region.

Records

Turbiniscala fauroti Jousseaume 1911: pl. 6, fig. 33–36, 42; pl. 7, figs 50–52.

Epitonium fauroti Kaicher 1981: No. 3111.

Epitonium (Hirtoscala) fauroti Weil et al. 1999: fig. 200.

Epitonium (Parviscala) beachportensis* (Cotton & Godfrey, 1938)*Description**

Tiny, white, costae about 16–18 in number, that are continuous from whorl to whorl, with a peaked angle below the suture (Fig. 2c). Interspaces between the costae sculpture with fine spiral threads, without umbilicus. Shell height 5–9mm.

Distribution

The species has been taken off South Australia. In Taiwan, one dead specimen was collected from the beach of Lu-tao Island. This species is a new record from the East Asian region.

Records

Scala (Mazescala) beachportensis Cotton and Godfrey 1938: pl. 17, figs 5.

Epitonium beachportensis Kaicher 1981: No. 3057.

Epitonium (Parviscala) beachportense Weil et al. 1999: p.134.

***Epitonium (Parviscala) corniculum* Lee & Huang, sp. n.**

- ZooBank [urn:lsid:zoobank.org:act:9E588A81-347C-4A66-98FA-8EBA716F5BA4](https://zoobank.org/act:9E588A81-347C-4A66-98FA-8EBA716F5BA4)

Materials**Holotype:**

- scientificName: *Epitonium (Parviscala) corniculum*; acceptedNameUsage: *Epitonium (Parviscala) corniculum* Lee & Huang; taxonRemarks: sp. nov.; kingdom: Animalia; phylum: Mollusca; class: Gastropoda; order: Caenogastropoda; family: Epitoniidae; nomenclaturalCode: ICZN; genus: *Epitonium*; subgenus: *Parviscala*; specificEpithet: *corniculum*; scientificNameAuthorship: Lee & Huang; continent: Asia; waterBody: Peng-chia-yu water, Western Pacific; islandGroup: Taiwan; island: Peng-chia-yu Island; country: Taiwan; locality: Peng-chia-yu water; minimumDepthInMeters: 500m; maximumDepthInMeters: 600m; samplingProtocol: Dredging; individualID: holotype; individualCount: 1; lifeStage: adult; catalogNumber: NMNS-7035-001; recordedBy: Chih-Wei Huang, Yen-Chen Lee; disposition: dry; identifiedBy: Yen-Chen Lee; dateIdentified: 2014; identificationRemarks: sp. nov.; language: en; institutionID: NMNS; collectionID: NMNS-7035-001; basisOfRecord: PreservedSpecimen

Paratype:

- a. scientificName: *Epitonium (Parviscala) corniculum*; acceptedNameUsage: *Epitonium (Parviscala) corniculum* Lee & Huang; taxonRemarks: sp. nov.; kingdom: Animalia; phylum: Mollusca; class: Gastropoda; order: Caenogastropoda; family: Epitoniidae; nomenclaturalCode: ICZN; genus: *Epitonium*; subgenus: *Parviscala*; specificEpithet: *corniculum*; scientificNameAuthorship: Lee & Huang; continent: Asia; waterBody: Peng-chia-yu water, Western Pacific; islandGroup: Taiwan; island: Peng-chia-yu Island; country: Taiwan; locality: Peng-chia-yu water; minimumDepthInMeters: 500m; maximumDepthInMeters: 600m; samplingProtocol: Dredging; individualID: paratype 1; individualCount: 1; lifeStage: adult; catalogNumber: NMNS-7035-002; recordedBy: Chih-Wei Huang, Yen-Chen Lee; disposition: dry; identifiedBy: Yen-Chen Lee; dateIdentified: 2014; identificationRemarks: sp. nov.; language: en; institutionID: NMNS; collectionID: NMNS-7035-002; basisOfRecord: PreservedSpecimen
- b. scientificName: *Epitonium (Parviscala) corniculum*; acceptedNameUsage: *Epitonium (Parviscala) corniculum* Lee & Huang; taxonRemarks: sp. nov.; kingdom: Animalia; phylum: Mollusca; class: Gastropoda; order: Caenogastropoda; family: Epitoniidae; nomenclaturalCode: ICZN; genus: *Epitonium*; subgenus: *Parviscala*; specificEpithet: *corniculum*; scientificNameAuthorship: Lee & Huang; continent: Asia; waterBody: Peng-chia-yu water, Western Pacific; islandGroup: Taiwan; island: Peng-chia-yu Island; country: Taiwan; locality: Peng-chia-yu water; minimumDepthInMeters: 500m; maximumDepthInMeters: 600m; samplingProtocol: Dredging; individualID: paratype 2; individualCount: 1; lifeStage: adult; catalogNumber: NMNS-7035-003; recordedBy: Chih-Wei Huang, Yen-Chen Lee; disposition: dry; identifiedBy: Yen-Chen Lee; dateIdentified: 2014; identificationRemarks: sp. nov.; language: en; institutionID: NMNS; collectionID: NMNS-7035-003; basisOfRecord: PreservedSpecimen

Description

Shell acuminate. Fragilely thin, light weight, white color, shell width/height ratio approximate 0.38 (Fig. 4a, b, c). Spire elevated, convex, with 11–14 teleoconch whorls, protoconch missing in all type specimens. Body whorl shorter than 1/3 shell height. Surface with thin, erect axial costae, 22–34 in number on the body whorls, slightly serrated and raised to a hook halfway from the suture to the periphery. Each costae more or less connected with lower whorl's costae on suture. With visible spiral strips between costae, the spiral strips are unclear or invisible near the suture. Whorls connected. The umbilicus is closed. Aperture ovate in shape, approximately 1/5 of shell height. Tortuously patulous at the terminal end of the columellar. The round operculum is brownish black. Shell height 20–25mm.

Measurement and type depository: Holotype: SL: 25.7mm, SW: 8.3mm; APL: 4.9mm, APW: 4.9mm; NMNS-7035-001, National Museum of Natural Science, Taiwan. (Fig. 4a)

Paratype 1: SL: 25.2mm, SW: 8.4mm; APL: 3.9mm, APW: 4.4mm; NMNS-7035-002, National Museum of Natural Science, Taiwan. (Fig. 4b)




Figure 4.

Epitonium (Parviscala) corniculum n. sp. and its analogue.

a: *E. (P.) corniculum*, holotype, 25.7×8.3mm

b: *E. (P.) corniculum*, paratype 1, 25.2×8.4mm

c: *E. (P.) corniculum*, paratype 2, 15.6×5.9mm (earlier whorls lost)

d: *Epitonium (Parviscala) duocamurum* Lee 2001, 33×11.8mm

e: *E. (Asperiscalia) babylonium* (Dall 1889), 28.5×6.5mm (holotype)

f: *E. (Asperiscalia) babylonium* (Dall 1889), 12.8×4.5mm (Clench & Turner 1952, p315, figs 1–2)

Paratype 2 (earlier whorls lost): SL: 15.6mm, SW: 5.9mm; APL: 2.8mm, APW: 3.3mm; NMNS-7035-003, National Museum of Natural Science, Taiwan. (Fig. 4c)

Etymology

Latin means “hornlike”.

Distribution

Type locality: Dredged from Peng-chia-yu water at the depth of 500–600m.

Taxon discussion

This species is similar to the North Atlantic Ocean abyssal species *E. babylonium* (Fig. 4e, f) in morphology, but it can be distinguished by its gradually wider and longer shell with similar whorls of the present species. *Epitonium (Parviscala) duocamurum* (Fig. 4d) is another analogue, it differs in having more costae at the same whorl. *Epitonium sakuraii* Habe, 1962 is another analogue. The new species is dull, but *E. sakuraii* has a lustrous surface and, unlike the new species, has shoulder hooks away from the suture. The new species has shoulder hooks just under the suture, and it has fewer axial costae (22–34 in present new species; 30–37 in *E. sakuraii*). The ratio of shell wide and shell height of *E. sakuraii* (NSMT-Mo 70316a possible paratype) is 0.3938, in holotype of *Viciniscala ootanii* Azuma, 1962 (synonym of *E. sakuraii*) it is 0.4060. The ratio of shell wide and shell height in the new species' holotype, paratype 1, paratype 2 are 0.3185, 0.3250, 0.3252, respectively. In other words, the new species is more slender than *E. sakuraii*.

Records

Epitonium abyssicola (non Schepman 1909) Lee 2001a: fig. 17.

***Epitonium (Parviscala) pallidizonatum* (Masahito, Kuroda & Habe in Kuroda, Habe & Oyama, 1971)**

Description

White, small, elongated, costae of approximately 23 in number at the last whorl, with sharply spine at the shoulder, clearly spiral cords between costae, without umbilicus (Fig. 1c). Shell height 22.2mm.

Distribution

Occurs in the Pacific coast off Sagami Bay to Kii Peninsula at 100m deep. In Taiwan it was dredged at about 500m depth of NE Taiwan waters. This species is a new record from the Taiwan waters.

Records

Cinctiscala pallidizonatum Masahito, Kuroda & Habe in Kuroda et al. 1971: pl. 63, figs 21.

Epitonium (Parviscala) pallidizonatum Weil et al. 1999: fig. 384; Okutani 2000: pl. 167, fig. 89; Nakayama 2003: pl. 13, figs 22–24.

Epitonium (Parviscala) tenuipicturatum* Nakayama 2000*Description**

White, small, elongated, suture deep, costae of approximately 28–42 in number at the last whorl, thin, reflexed, with angulate at the suture, clearly spiral cords between costae, without umbilicus (Fig. 1d). Shell height about 15–20mm.

Distribution

It is found from Boso Peninsula to Kii Peninsula, Japan. It was dredged at about 100m depth of NE Taiwan waters. This species is a new record from the Taiwan waters.

Records

Epitonium (Parviscala) tenuipicturatum Nakayama 2000: figs 19–20; Nakayama 2003: pl. 13, figs 25–29.

Epitonium (Parviscala) yamakawai* (Yokoyama 1922)*Description**

Tiny, white, suture deep, surface with about 13–14 incurved costae that are slightly winged at the shoulder, space between costae with clearly spiral cords, umbilicus closed (Fig. 1e). Shell height about 3–5mm.

Distribution

It is found from Sagami Bay to Tosa Bay, Japan. In Taiwan, it was collected from the beach of Ho-Mei, Taipei County. This species is a new record from the Taiwan waters.

Records

Scalaria yamakawai Yokoyama 1922: pl 4, fig. 17.

Epitonium (Cinctiscala) yamakawai Oyama 1973: pl. 6, fig. 18.

Cinctiscala yamakawai Higo et al. 1999: G1919.

Epitonium (Parviscala) yamakawai Okutani 2000: pl. 167, fig. 93; Nakayama 2003: pl. 14, figs 1–2.

***Epitonium (Sodaliscala) tryoni* (de Boury, 1913)**

Description

Small, white, glossy, with 15–20 thin erect costae that are not peaked (Fig. 3a). With spiral cords between the costae. The whorls are convex and the suture is deep, but closed. The umbilicus is closed. The aperture is oval. Shell height is 3mm.

Distribution

Ranging from Iran to Pakistan to the Maldives. In Taiwan, only one dead specimen was found on the beach of Lu-tao Island. This species is a new record from the Indo-Pacific region.

Records

Scala tryoni de de Boury 1913: p.108.

Epitonium tryoni Kaicher 1981: No. 2379.

***Limiscala maraisi* (Kilburn 1985)**

Description

Shell white, with 14–16 incurved low costae, which are blade-like under the suture (Fig. 3b). Has fine, closed spiral threads between costae. Umbilicus open but narrow. Shell height about 10mm. Similar to *Surrepifungium patamakanthini* A. Gittenberger & E. Gittenberger, 2005. However, the present species has thicker shell, is smaller in size, and the costae do not form a coronation.

Distribution

This species was original found in Transkei, South Africa. In Taiwan, it was collected on the beach of the Lu-tao Island. This species is a new record from the Indo-Pacific region.

Records

Epitonium (Limiscala) maraisi Kilburn 1985: fig 124; Weil et al. 1999: fig. 155.

***Plastiscala morchi* (Angas 1871)**

Description

White, acuminate and elongated, with rough ribs on the first several whorls, surface sculptured with rough spiral cords which pass through the ribs, aperture subcircular, umbilicus closed (Fig. 1f). Shell height 10–50mm.

Distribution

This species ranges from New South Wales, Australia to Amami O-shima, Ryukyu, Japan. In Taiwan, it is trawled at the depth of 100 to 200m of northeastern Taiwan waters. This species is a new record from the Taiwan waters.

Records

Scala (Cirsotrema) morchi Angas 1871: pl. 1, fig. 7.

Cirsotrema morchi Kaicher 1981: No. 3106, 3046 (form *bentha* Iredale), 3130 (form *profundior* Iredale).

Plastiscala morchi Iredale 1936: fig. 21; Okutani 2000: pl. 160, fig. 16; Nakayama 2003: pl. 3, fig. 8.

Plastiscala morchi bentha Iredale 1936: fig. 22.

Plastiscala morchi profundior Iredale 1936: fig. 23.

***Surrepifungium ingridae* (A. Gittenberger & Goud 2000)**

Description

Shell white, thin and fragile, spire pyramidal elevated, surface sculptured with densely lamella, which are extended at the suture (Fig. 2d). Interspaces between lamella are sculptured with fine spiral striae. The body whorl is large; almost half the height of the shell. Umbilicus narrow but distinctly perforated, partly covered by the incurved columellar. Shell height 25–30mm.

Distribution

This species ranges from Australia, Queensland through Indonesia. It is new records for Taiwan and the East Asian region. In 1999, several specimens were trawled at Taiwan Strait at depths of 20–50m. This species is a new record from the East Asian region.

Records

Epitonium ingridae Gittenberger et al. 2000: Figs 7–8, 23–24, 27, 30.

Checklist of Epitoniidae in Taiwan

Acrilla acuminata (G. B. Sowerby II 1844)

Alora annulata (Kuroda & Ito 1961)

Amaea (*Amaea*) *foulisi* Kilburn 1985

Amaea (*Amaea*) *hedleyi* (de Boury 1912)

Amaea (*Amaea*) *magnifica* (G. B. Sowerby II 1844)

Amaea (*Amaea*) *ogaitoi* Masahito & Habe 1975

Amaea (*Amaea*) *secunda* Kuroda & Ito 1961

Amaea (*Amaea*) *thielei* (de Boury 1912)

Amaea (*Clathroscala*) *cerea* (Masahito, Kuroda & Habe in Kuroda, Habe & Oyama 1971)

Amaea (*Filiscala*) *reticulata* (Lee & Wu 1998)

Amaea (*Filiscala*) *rubigosola* Lee 2001

Amaea (*Scalina*) *flammea* Lee 2001

Amaea (*Scalina*) *gazeoides* Kuroda & Habe in Habe 1961

Amaea (Scalina) oyasionensis (Ozaki 1958)

Amaea (Scalina) sericogazea (Masahito, Kuroda & Habe in Kuroda, Habe & Oyama 1971)

Amaea (Scalina) splendida (de Boury 1913)

Amaea nebulodermata (Azuma 1972)

Cirsotrema (Cirsotrema) bonum (Melvill 1906)

Cirsotrema (Cirsotrema) cloveri Brown 2002

Cirsotrema (Cirsotrema) varicosum Lamarck 1822)

Cirsotrema (Elegantiscala) edgari (de Boury 1912)

Cirsotrema (Elegantiscala) rugosum Kuroda & Ito 1961

Claviscala subulae Nakayama 2000

Claviscala terebralioides (Kilburn 1975)

Cycloscala crenulata (Pease 1867)

Cycloscala hyalina (G. B. Sowerby II 1844)

Cylindriscala nitida (Kuroda & Ito 1961)

Cylindriscala solar (Nakayama 1995)

Eglisia lanceolata Reeve 1849

Eglisia tricarinata A. Adams & Reeve 1850

Epidendrium aureum Gittenberger, A. & Gittenberger, E., 2005

Epitonium (Depressiscala) aureomaculatum (Masahito & Habe 1973)

Epitonium (Depressiscala) umbilicatum (Pease 1869)

Epitonium (Epitonium) alatum (G. B. Sowerby II 1844)

Epitonium (Epitonium) laxatoides Kuroda in Nakayama 1995

Epitonium (Epitonium) liliputanum (A. Adams 1861)

Epitonium (Epitonium) okezoko (Habe 1961)

Epitonium (Epitonium) pallasii subsp. *pallasii* (Kiener 1838)

Epitonium (Epitonium) pallasii subsp. *neglectum* (A. Adams & Reeve 1850)

Epitonium (Epitonium) parspeciosum (Iredale 1929)

Notes: new record of Taiwan

Epitonium (Epitonium) profundum Nakayama 2000

Epitonium (Epitonium) scalare (Linné 1758)

Epitonium (Epitonium) sororastra Kilburn 1985

Epitonium (Epitonium) syoichiroi Masahito & Habe 1976

Epitonium (Epitonium) tokyoense (Kuroda 1930)

Epitonium (Glabriscala) glabratum (Hinds 1843)

Notes: new record of East Asian region

Epitonium (Glabriscala) hayashii (Habe 1961)

Epitonium (Glabriscala) stigmaticum (Pilsbry 1911)

Epitonium (Hirtoscala) fauroti (Jousseume 1911)

Epitonium (Hirtoscala) ferussacii (Audouin 1826)

Epitonium (Hirtoscala) pyramidale (G. B. Sowerby II 1844)

Epitonium (Hirtoscala) tenuicostatum (G. B. Sowerby II 1844)

Notes: new record of East Asian region

Epitonium (Hyaloscala) calideum (Melvill & Standem 1903)

Epitonium (Hyaloscala) jukesianum (Forbes, 1852)

Epitonium (Hyaloscala) kraussi (Nyst 1871)

Epitonium (Laeviscala) fucatum (Pease 1861)

Epitonium (Laeviscala) gracile (G. B. Sowerby II 1844)

Epitonium (Lamelliscalia) abyssicola (Schepman 1909)

Epitonium (Lamelliscalia) aculeatum (G. B. Sowerby II 1844)

Epitonium (Lamelliscalia) climacotum (Kilburn 1985)

Epitonium (Lamelliscalia) coretum (Iredale 1936)

Epitonium (Lamelliscalia) gravieri (Jousseume 1911)

Epitonium (Lamelliscalia) philippinarum (G. B. Sowerby II 1844)

Epitonium (Mazescalia) bellicosum Hedley 1907

Epitonium (Nitidiscalia) angustum (Dunker, 1861)

Epitonium (Nitidiscalia) synekhes Kilburn 1985

Epitonium (Papyriscalia) catanuense (G. B. Sowerby II 1844)

Epitonium (Papyriscalia) imperiale (G. B. Sowerby II 1844)

Epitonium (Papyriscalia) robillardi (Sowerby 1894)

Epitonium (Papyriscala) tenuiliratum (G. B. Sowerby II 1844)

Epitonium (Parviscala) beachportense (Cotton & Godfrey, 1938)

Epitonium (Parviscala) chinglinae Lee & Wu 1998

Epitonium (Parviscala) corniculum sp. nov.

Epitonium (Parviscala) duocamurum Lee 2001

Epitonium (Parviscala) eximium (A. Adam & Reeve 1850)

Notes: new record of East Asian region

Epitonium (Parviscala) gradile (Jousseume 1911)

Epitonium (Parviscala) grossicingulatum de Boury, 1913

Epitonium (Parviscala) harpago Kilburn 1985

Epitonium (Parviscala) obliquum (G. B. Sowerby II 1844)

Epitonium (Parviscala) pallidizonatum (Masahito, Kuroda & Habe in Kuroda, Habe & Oyama, 1971)

Notes: new record of Taiwan

Epitonium (Parviscala) paumotense (Pease, 1867)

Epitonium (Parviscala) repandum Kilburn 1985

Epitonium (Parviscala) tenuipicturatum Nakayama 2000

Epitonium (Parviscala) townsendi (Melvill & Standen 1903)

Epitonium (Parviscala) yamakawai (Yokoyama 1922)

Epitonium (Sodaliscala) immaculata (G. B. Sowerby II 1844)

Notes: new record of Taiwan

Epitonium (Sodaliscala) mindoroense (G. B. Sowerby II 1844)

Epitonium (Sodaliscala) multicoatum (G. B. Sowerby II 1844)

Notes: new record of Taiwan

Epitonium (Sodaliscala) pasiphaes (Melvill 1912)

Epitonium (Sodaliscala) symmetricum (Pease 1867)

Epitonium (Sodaliscala) tryoni (de Boury, 1913)

Epitonium (Sodaliscala) zatrephes (Melvill 1910)

Epitonium (Strephoscala) taiwanica Lee & Wu 1998

Epitonium tosaensis (Azuma 1962)

Filiscala raricosta (Lamarck, 1804)

Fragilopalia lotus (Masahito & Habe 1975)

Globiscala bullata (G. B. Sowerby II 1844)

Graciliscala rimbogai Masahito & Habe 1976

Gyroscale (Circuloscala) iwaotakii (Azuma 1961)

Gyroscale (Circuloscala) watanabei Nakayama 2000

Gyroscale (Pomiscala) lamellosa (Lamarck 1822)

Librariscala parvonatrix (Kilburn 1985)

Limiscala crypticocorona (Kilburn 1985)

Limiscala irregulare (G. B. Sowerby II 1844)

Limiscala lyra (G. B. Sowerby II 1844)

***Limiscala maraisi* (Kilburn 1985)**

***Limiscala virgo* (Masahito & Habe 1976)**

***Narvaliscala percancellata* (Nakayama 2000)**

***Opalia bardeyi* (Jousseau 1911)**

Notes: new record of Indo–Pacific region

***Opalia bicarinata* (G. B. Sowerby II 1844)**

Discussion

Most species of this family are white or brown in color and have circular apertures. These delicate shells are generally pyramidal or drop-shaped with many axial costae. The paucispiral horny opercula are black or translucent yellow. They are distributed from tidal to great depths in sandy areas in most seas and found on corals or sea anemones, which feed on them (Nakayama 2000, Gittenberger et al. 2000, Gittenberger and Gittenberger 2005). Most epitoniids are protandrous (Robertson 1981), but the ecology of deep water species has not been documented. They have a ptenoglossan radula with a broad expanse of small, sickle-like teeth (Azuma 1971).

Most Taiwanese wentletraps are rare and hard to obtain, even when dead, because of their tiny size or deep water habitat. These small species are difficult to identify because of their overall similarity and few references. The radula is not informative for generic classification, although protoconch morphology has been used to distinguish the genera (Kilburn 1985). The key characters used to identify epitoniids are costae characters—whether the shell has a basal ridge or is shaped like a conch (Kilburn 1985, Nakayama 2000). The costal characters are more important than others. We focus on the shape of the costae, which includes their thickness, breadth and coiling, and whether the costae are erect or appear serrated, but not the numbers each specimen has. The microscopically striated sculpture of the spaces between costae is also an important character.

Kuroda (1941) listed 6 unidentified species. Three of them have Japanese name. They are キヌイトカケ, キヌメセキモリ and チリメンイトカケ. Their scientific name are *Limiscala irregular*, *Limiscala lyra* and *Amaea immaculata* through the check of Japanese name on the list of Higo and Goto (1993).

Before our investigation, 101 epitoniids species were recorded in Taiwan (Kuroda 1941, Hayasaka 1944, Lan 1976, Lan 1999, Shih and Wan 1982, Chan et al. 1982, Chang 1982, Chong 1993, Lai 1998, Su 1999, Jeng et al. 1994, Jeng et al. 1996, Jeng et al. 1997, Jeng et al. 1998, Jeng et al. 2000, Lee and Wu 1998, Lee 2001a, Lee 2001b, Lee 2003, Chen and Lee 2007, Lee and Wu 2012). Based on our investigations of the coasts and fishing

ports of Taiwan and illustrations by previous investigators, a total of 114 species belonging to 23 genera of Epitoniidae are reported in Taiwan. Of these, 12 are new records in Taiwan, including 4 new that are new to the East Asian region, 2 that are new to the Indo-Pacific region and 1 new species.

Acknowledgements

The authors wish to thank Mr. Kuen-Hwang Chang, Mr. Chuen-Fwu Lee, Mr. Ming-Huei Lin and Mr. Yuh-Wen Chiu for providing valuable specimens for this study and Mr. T. C. Lan for his help with identification. Thanks are also extended to Dr. Taisei Nakayama for his suggestions and assistance. We also thank Dr. Kazunori Hasegawa of the National Museum of Nature and Science, Tokyo, for searching for the type specimens of *E. sakuraii*.

Author contributions

Lee conducted the investigation and initiated the work. Both authors participated in the writing of the manuscript.

References

- Angas GF (1871) Descriptions of thirty-four new species of shells from Australia. Proceedings of the Zoological Society of London 39 (1): 13-21.
- Azuma M (1971) Studies on radulae of the Japanese Epitoniidae. Venus 30 (3): 97-105.
- Bouchet P, Waren A (1986) Revision of the North–East Atlantic bathyal and abyssal Acilididae, Eulimididae, Epitoniidae (Mollusca, Gastropoda). Bollettino Malacologico, Supplemento 2: 300-576.
- Chang KH (1982) Marine resources of Lanyu and Lutao islands. Institute of Zoology, Academia Sinica, Monograph Series 9: 1-69. [In Chinese].
- Chan TY, Yu HP (1993) The Illustrated Lobsters of Taiwan. Southern Materials Center, Inc., Taipei, Taiwan, X+247 pp. [In Chinese].
- Chan ZM, Lin YS, Su HJ, Chang KH (1982) The investigation of ecology and landscape resources in Lanyu and Lutao islands Designated Scenic Areas. Department of Forestry National Taiwan University, Taipei, Taiwan, IV+237 pp. [In Chinese].
- Chen WD, Lee YC (2007) Mini-shell and small shells of Hengchun Peninsula, Taiwan. National Museum of Marine Biology & Aquarium, Pingtung, Taiwan, 293 pp. [In Chinese]. [ISBN 9789860115888]
- Chong BS (1993) Brief of several Taiwanese seashells in cover. The Pei-yo 19: 4-5. [In Chinese].
- Clessin S (1897) Die familie der Scalaridiidae. Systematisches Conchylien-cabinet 2 (13): 1-76.
- Cotton BC, Godfrey FK (1938) New species of South Australian Gastropoda. Records of the South Australian Museum 6 (2): 199-206.

- de Boury EA (1889) Révision des Scalidae Miocènes et Pliocènes de l'Italie. *Bullettino della Società Italiana di Malacologia* 14: 161-326.
- de Boury EA (1913) Observations sur quelques espèces ou sous-genres de Scalidae. *Journal de Conchyliologie* 61: 65-112.
- DuShane H (1974) The Panamic-Galapagan Epitoniidae. *The Veliger* 16 suppl.: 1-84.
- Gittenberger A, Gittenberger E (2005) A hitherto unnoticed adaptive radiation: epitoniid species (Gastropoda: Epitoniidae) associated with corals (Scleractinia). *Contributions to Zoology* 74 (1): 125-203.
- Gittenberger A, Goud J, Gittenberger E (2000) *Epitonium* (Gastropoda: Epitoniidae) associated with mushroom corals (Scleractinia: Fungiidae) from Sulawesi, Indonesia, with the description of four new species. *Nautilus* 114: 1-13. DOI: [10.5962/bhl.part.29123](https://doi.org/10.5962/bhl.part.29123)
- Habe T (1961) Coloured Illustrations of the Shell of Japan Vol. 2. Hoikusha, Osaka, Japan, IX+182 pp. [In Japanese].
- Hayasaka I (1944) The Precious Wentletrap of Taiwan (*Epitonium scalare* L.). *The Transactions of Natural History Society of Taiwan* 34 (250): 211-214. [In Japanese].
- Higo T, Goto Y (1993) A Systematic List of Molluscan Shells from the Japanese Is. and the Adjacent Area. Shell Publications, Japan, II+693 pp.
- Higo T, Callomon P, Goto Y (1999) Catalogue and bibliography of the marine shell-bearing Mollusca of Japan. Elle Scientific Publications, Osaka, Japan, VI+749 pp.
- Higo T, Callomon P, Goto Y (2001) Catalogue and bibliography of the marine shell-bearing Mollusca of Japan, type figures. Elle Scientific Publications, Osaka, Japan, XI+208 pp.
- Iredale T (1936) Australian molluscan notes. No. 2. Records of the Australian Museum 19 (5): 267-340. DOI: [10.3853/j.0067-1975.19.1936.704](https://doi.org/10.3853/j.0067-1975.19.1936.704)
- Jeng MS, Jan RQ, Feng FL, Tzeng CS (1997) Investigation and monitoring of the ecology resources of Northeast Coast Designated Scenic Areas (III). Northeast Coast National Scenic Area Administration, Taipei County, Taiwan, X+194 pp. [In Chinese].
- Jeng MS, Jan RQ, Feng FL, Tzeng CS, Yang JT (1994) Investigation and monitoring of the ecology resources of Northeast Coast Designated Scenic Areas (I). Northeast Coast National Scenic Area Administration, Taipei County, Taiwan, VII+206 pp. [In Chinese].
- Jeng MS, Jan RQ, Feng FL, Tzeng CS, Yang JT (1996) Investigation and monitoring of the ecology resources of Northeast Coast Designated Scenic Areas (II). Northeast Coast National Scenic Area Administration, Taipei County, Taiwan, IX+184 pp. [In Chinese].
- Jeng MS, Shao KT, Feng FL, Tzeng CS, Wu SH (1998) Investigation and monitoring of the ecology resources of Northeast Coast Designated Scenic Areas (IV). Northeast Coast National Scenic Area Administration, Taipei County, Taiwan, XIII+182 pp. [In Chinese].
- Jeng MS, Shao KT, Feng FL, Tzeng CS, Wu SH (2000) Investigation and monitoring of the ecology resources of Northeast Coast Designated Scenic Areas (V). Northeast Coast National Scenic Area Administration, Taipei County, Taiwan, XIII+186 pp. [In Chinese].
- Jousseume F (1911) Faune malacologique de la Mer Rouge (Scalidae). *Mémoires de la Société zoologique de France* 23 (3): 180-246.
- Kaicher SD (1981) Card Catalogue of World-wide Shells, Epitoniidae. Packs 30. S.D. Kaicher, St Petersburg, Florida, 106 pp.

- Kilburn RN (1985) The family Epitoniidae (Mollusca: Gastropoda) in southern Africa and Mozambique. *Annals of the Natal Museum* 27 (1): 239-337.
- Kuroda T (1941) A catalogue of molluscan shells from Taiwan (Formosa), with description of new species. *Memoirs of the Faculty of Science and Agriculture Taihoku Imperial University* 22 (4): 65-216.
- Kuroda T, Habe T, Oyama K (1971) *The Sea Shells of Sagami Bay*. Maruzen, Tokyo, Japan, V+189 pp.
- Lai KY (1998) Illustrations of Taiwan natural observation, Mollusks II. Holiday Publishing Co., Ltd., Taipei, Taiwan, 196 pp. [In Chinese].
- Lan TC (1976) A new subgenus and species of *Epitonium* from southwest of Taiwan. *Bulletin of the Malacological Society of China* 3: 21-24.
- Lan TC (1999) Shell show in Pei-yo. *The Pei-yo* 25: 61-79.
- Lee YC (2001a) Miscellaneous shells of Taiwan. *The Pei-yo* 27: 50-61. [In Chinese].
- Lee YC (2001b) Three new epitoniids (Gastropoda: Epitoniidae) from NE Taiwan. *Bulletin of the National Museum of Natural Science* 14: 93-97.
- Lee YC (2003) Miscellaneous shells of Taiwan III. *The Pei-yo* 29: 42-52. [In Chinese].
- Lee YC, Wu WL (1998) A new subgenus and three new species of epitoniid (Gastropoda: Epitoniidae) from Taiwan. *Bulletin of the Malacological Society of China* 22: 61-66.
- Lee YC, Wu WL (2012) Taiwan Mollusca fauna: Epitoniidae. Biodiversity Research Center, Academia Sinica, Taipei, Taiwan, IV+100 pp. [In Chinese].
- Nakayama T (2000) Descriptions of a new subgenus and fourteen new species, and three substituted names of Epitoniids from Japan. *Venus* 59 (4): 277-292.
- Nakayama T (2003) A Review of Northwest Pacific Epitoniids (Gastropoda: Epitoniidae). *Monographs of Marine Mollusca No. 6*. Backhuys, Leiden, Netherlands, VIII+143 pp.
- Okutani T (2000) *Marine Mollusks in Japan*. Tokai University, Tokyo, Japan, xlviii+1173 pp.
- Oyama K (1973) Revision of Matajira Yokoyama's type mollusca from the tertiary and quaternary of the Kanto area. *Palaeontological Society of Japan special papers* 17: 1-148.
- Reeve LA (1849) Monograph of the genus *Eglisa*. *Conchologia Iconica*, Vol. 5. London.
- Robertson R (1981) Protandry with only one sex change in an *Epitonium* (Ptenoglossa). *The Nautilus* 95 (4): 184-186.
- Shih NP, Wan F (1982) *The Mini-shells of Lu-tao in Color*. Ray-lung Natural Science Center, Yunlin, Taiwan, III+70 pp. [In Chinese].
- Sowerby GB (1844a) Monograph of the genus *Scalaria*. *Thesaurus conchyliorum* 1 (4): 83-108.
- Sowerby GB (1844b) Descriptions of new species of *Scalaria*, collected by Mr. H. Cuming, to be figured in the fourth part of *Thesaurus Conchyliorum*. *Proceedings of the Zoological Society of London* 7: 10-31.
- Su MS (1999) *Compendium of Shells in Taiwan, shell collections of the Chang Jung Senior High School*. Taiwan Provincial Department of Education, Tainan, Taiwan, VII +214 pp.
- Tryon GW (1887) Solariidae, Janthinidae, Trichotropidae, Scalariaeidae, Cerithiidae, Rissoidae, Littorinidae. *Manual of Conchology Structural and Systematic with Illustrations of the Species* 1 (9): 1-488.
- Weil A, Brown L, Neville B (1999) *The wentletrap book - Guide to the recent Epitoniidae of the world*. Evolver srl, Rome, 244 pp.

- Yokoyama M (1922) Fossils from the Upper Musashino of Kazusa and Shimosa. *Journal of the College of Science, Imperial University of Tokyo* 44 (1): 1-200.
- Yu HP, Chan TY (1986) *The Illustrated Penaeoid Prawns of Taiwan*. Southern Materials Center, Inc., Taipei, Taiwan, XIV+183 pp.