

## LISTS OF SPECIES

### Fish fauna of small streams of the Catua-Ipixuna Extractive Reserve, State of Amazonas, Brazil

Renildo Ribeiro de Oliveira<sup>1</sup>  
Marcelo Salles Rocha<sup>2</sup>  
Maeda Batista dos Anjos<sup>2</sup>  
Jansen Zuanon<sup>3</sup>  
Lúcia H. Rapp Py-Daniel<sup>3</sup>

<sup>1</sup> Instituto Nacional de Pesquisas da Amazônia.  
Programa de Capacitação Institucional; Programa de Coleções e Acervos Científicos.  
Caixa Postal 478. CEP 69083-970. Manaus, Amazonas, Brazil.  
E-mail: deoliveirarr@hotmail.com

<sup>2</sup> Instituto Nacional de Pesquisas da Amazônia.  
Programa de Pós-Graduação em Biologia de Água Doce e Pesca Interior.  
Caixa Postal 478. CEP 69083-970. Manaus, Amazonas, Brazil.

<sup>3</sup> Instituto Nacional de Pesquisas da Amazônia, Coordenação de Pesquisas em Biologia Aquática.  
Caixa Postal 478. CEP 69083-970. Manaus, Amazonas, Brazil.

#### Abstract

This study was conducted in an Amazonas state conservation unit, the Catua-Ipixuna Extractive Reserve (Catua-Ipixuna RESEX). The main purpose was to provide an ichthyological survey of its small streams, all them tributaries of the Solimões River. Nine small streams (up to 4 m width and 1 m depth) were sampled in September 2006. A total of 1,525 specimens were captured, belonging to 78 species, 24 families and eight orders. Eight species had higher abundances and represented altogether 61.4 % of all collected specimens (*Hemigrammus belotii*, *Microphilypnus amazonicus*, *Physopyxis ananas*, *Apistogramma agassizii*, *Elachocharax pulcher*, *Apistogramma* cf. *cruzi*, *Gladioglanis conquistador* and *Copella nigrofasciata*). Based on the high number of singletons and doubletons present in our samples, as well as the estimated number of species for those streams (106 spp.), we believe that the total fish species richness present in the Catua-Ipixuna Extractive Reserve may be considerably higher than indicated by our samples. This seems especially true when considering the dimensions of the Catua-Ipixuna RESEX and the dense hydrographic network present in the area.

#### Introduction

Although not so conspicuous as the large rivers that dominate the landscapes in the Amazon region, the vast numbers of small forest streams constitute one of the main components of that fluvial system (Fitkau 1964; Welcomme 1985). These small water courses are hydrologically and ecologically connected to larger streams and rivers, and are a source of many essential resources (e.g. nutrients, particulate and dissolved organic matter, invertebrates) for the maintenance of the physical, chemical, ecological and biological integrity of the whole system (Vannote et al. 1980; Nadeau and Rains 2007; Wipfli et al. 2007). Low order

streams may also be used as temporary refuges, feeding and spawning areas to migratory fish species (Meyer et al. 2007).

Despite their reduced area and apparent low structural complexity, small forest streams harbor a rich fish fauna (Walker and Henderson 1996; Sabino and Zuanon 1998; Lowe-McConnell 1999; Buhrnheim and Cox-Fernandes 2003; Mendonça et al. 2005; Anjos and Zuanon 2007). However, published studies concerning the ichthyofauna of Amazon streams are still scarce and mainly concentrated to the vicinity of Manaus in central Brazilian Amazon.

## LISTS OF SPECIES

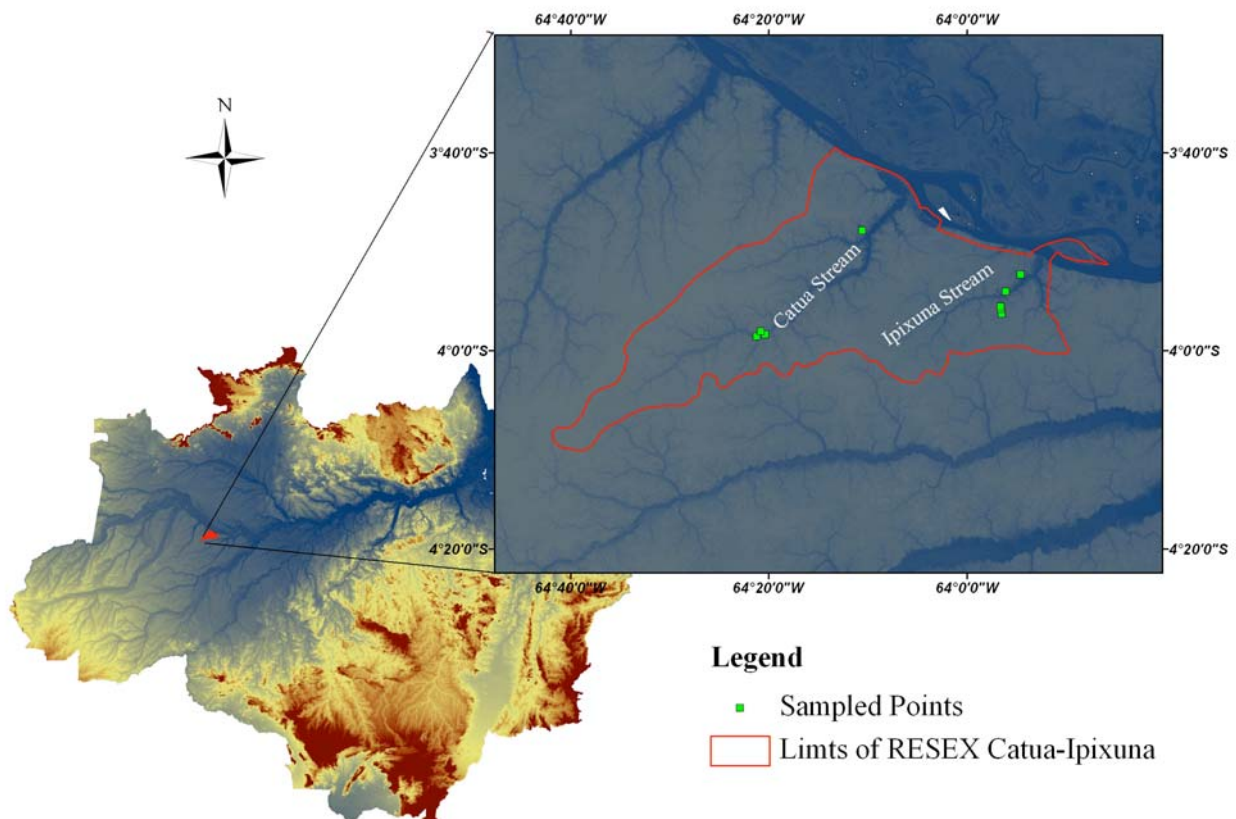
The main purpose of this study is to provide an ichthyological survey of small, 2<sup>nd</sup> and 3<sup>rd</sup> order streams (according to Horton's scale, modified by Strahler; see Petts 1994) at the Catuá-Ipixuna Extractive Reserve (Catuá-Ipixuna RESEX), a conservation unit in the Solimões River basin west of Manaus. There are no studies about stream fish fauna in that area, and the information presented herein will help to increase the knowledge about fish species distribution and diversity in the Brazilian Amazon.

### Material and Methods

The Catuá-Ipixuna Extractive Reserve occupies an area of 217,486 hectares located between Tefé and Coari municipalities, state of Amazonas, Brazil (IPAAM 2003). The name of the Reserve refers to its two largest streams, Catuá

(03°47'13.1" S, 64°03'0.6" W) and Ipixuna (03°50'31.2" S, 63°52'22.7" W), both tributaries of the right bank of the Solimões River (Figure 1).

Nine small streams were sampled in 20 days of field work in September 2006 (dry season): four in Catuá basin (Stream 1: 03°58'21.5" S, 64°20'20.8" W; Stream 2: 03°58'32.9" S, 64°21'13.3" W; Stream 3: 03°58'01.9" S, 64°20'47.2" W; Stream 4: 03°47'52.5" S, 64°10'31.8" W) and five in the Ipixuna basin (Stream 5: 03°52'20.3" S, 63°54'32.2" W; Stream 6 - affluent of the Marco Stream: 03°56'14.7" S, 63°56'26.1" W; Stream 7 - affluent of the Marco Stream: 03°55'48.4" S, 63°56'34.1" W; Stream 8 - affluent of the Marco Stream: 03°55'44" S, 63°56'33.7" W; Stream 9: 03°54'00" S, 63°56'03.4" W).



**Figure 1.** Geographic location of the study area at Catuá-Ipixuna Extractive Reserve. Red line depicts the Reserve limits. (Source: SRTM image, NASA).

## LISTS OF SPECIES

Studied streams showed mean width and depth of 2.0 m and 0.60 m respectively, and were largely surrounded by primary forest, with substrate composed mainly by coarse litter and sand patches. Four streams are located in *terra-firme* areas (upland, non floodable) and five in *várzea* areas (lowlands seasonally flooded by turbid water rivers).

Each sample station consisted of a 50 m reach of stream. The sampling effort was standardized and based on the use of hand nets (0.4 m<sup>2</sup> area, 2 mm mesh) by two collectors during a period of 120 minutes in each stream (Mendonça et al. 2005).

Fishes were preserved in 10 % buffered formalin in the field and later transferred to 70 % ethanol. Specimens were sorted and identified at the Fish Collection of the *Instituto Nacional de Pesquisas da Amazônia* (INPA) in Manaus. Species were identified with the use of specific dichotomic keys and ichthyofaunal catalogues (e.g. Géry 1977; Weitzman and Géry 1980; Lucena 1987; Ploeg 1991; Buckup 1993; Mago-Leccia 1994; Buckup and Reis 1997; Retzer and Page 1997; Sousa and Rapp Py-Daniel 2005; Rommer 2006), as well as the aid of fish taxonomists of INPA, *Museu de Zoologia da Universidade de São Paulo* (MZUSP), *Museu de Zoologia da Universidade de Londrina* (MZUEL), *Laboratório de Ictiologia da FFCL-USP-Ribeirão Preto* (LIRP), Academy of Natural Sciences of Philadelphia (ANSP), and *Museu Paraense Emilio Goeldi* (MPEG). Voucher specimens are deposited in the INPA Fish Collection (Table 1). Scale bars in the photos of voucher specimens represents 1 cm.

Fish species composition was compared for the whole set of streams and for the Catuá and Ipixuna basins using Jaccard's coefficient (for presence-absence data). The coefficient values varies from 0 (completely different) to 1 (highly similar; Krebs 1999). A Student's *t* test was employed to compare the mean similarity values among streams of Catuá and Ipixuna basins (Zar 1996).

An overall estimate of the fish species richness in the Catuá-Ipixuna RESEX was calculated by means of the Jackknife 1 method (Krebs 1999).

Species richness and similarity values are presented as mean  $\pm$  standard deviation (sd). Statistical analyses were conducted using Past software (Hammer et al. 2001). Fish were collected with IBAMA authorization number 11696-2.

### Results and Discussion

A total of 1,525 specimens were captured, belonging to 78 species, 24 families and eight orders (Appendix 1 - Table 1, Appendix 2 - Figures 2 to 78). The ichthyofauna was composed by 33 species of Characiformes (42.3 %), 17 Siluriformes (21.8 %), 14 Perciformes (17.9 %), eight Gymnotiformes (10.3 %), three Cyprinodontiformes (3.8 %), one Synbranchiformes (1.3 %), one Beloniformes (1.3 %) and one Myliobatiformes (1.3 %).

Characiformes (830 specimens, 54.4%) was the most abundant group in the samples, followed by Perciformes (349 specimens, 22.9 %), Siluriformes (268 specimens, 17.6 %), Gymnotiformes (40 specimens, 2.6 %), Cyprinodontiformes (32 specimens, 2.1 %), Synbranchiformes (four specimens, 0.3 %), Beloniformes and Myliobatiformes (one specimen,  $\approx$  0.1 % each) (Table 1). Eight species had higher abundances and represented together 61.4 % of all collected specimens: *Hemigrammus belotii* (Steindachner, 1882) (24.3 %), *Microphilypnus amazonicus* Myers, 1927 (7.3 %), *Physopyxis ananas* Sousa & Rapp Py-Daniel, 2005 (5.9 %), *Apistogramma agassizii* (Steindachner, 1875) (5.0 %), *Elachocharax pulcher* Myers, 1927 (4.9 %), *Apistogramma* cf. *cruzi* Kullander, 1986 (4.8 %), *Gladioglanis conquistador* Lundberg, Bornbusch & Mago-Leccia, 1991 (4.6 %) and *Copella nigrofasciata* (Meinken, 1952) (3.9 %) (Appendix 2, Figure 79).

None of the sampled species was found in all of the investigated streams. Two species (*Hemigrammus belotii* and *Hemigrammus ocellifer* (Steindachner, 1882)) occurred in eight streams, one (*Copella nigrofasciata*) in seven, another one (*Elachocharax pulcher*) in six, and four species (*Gladioglanis conquistador*, *Microphilypnus amazonicus*, *Microsternarchus bilineatus* Fernández-Yépez, 1968 and *Rivulus*

## LISTS OF SPECIES

cf. *compressus* Henn, 1916) were found in five streams (Table 1). Besides, 52 species (67% of the total species richness) occurred in just one or two streams.

Species richness in the samples ranged 10 - 26 ( $20 \pm 7$  sd). The overall fish richness estimated for the Catuá-Ipixuna RESEX was 106 species. Overall, fish assemblage similarity values were low and ranged 0.03 - 0.35 ( $0.18 \pm 0.08$  sd). There was no significant difference in mean similarity values among the streams of the Catuá ( $0.17 \pm 0.01$  sd,  $n=6$ ) and Ipixuna ( $0.20 \pm 0.01$  sd;  $n=10$ ) basins ( $t=-5.63$ ;  $p=0.582$ ). Comparing the streams of the two basins, 22 species occurred exclusively in the Catuá and 21 in the Ipixuna. Thirty five species were common to both basins. Among the fishes that occurred in just one of the sampled basins were species of the genera *Gymnotus*, *Aequidens*, *Apistogramma* and *Nannostomus*, with different species in each basin (Table 1).

Studies about the composition of fish communities of small streams in Central Amazon sometimes diverge in relation to the dominance of the taxonomic groups that compose the ichthyofauna. Most studies generally point out to the dominance of Characiformes and Siluriformes (Araújo-Lima et al. 1999; Mendonça et al. 2005), although sometimes Perciformes can be the second in number of representatives, with approximately two times the amount of species of Siluriformes and Gymnotiformes together (e.g. Silva 1995; Buhrnheim and Cox-Fernandes 2001; Espírito-Santo et al. 2009). In the small streams of the Catuá-Ipixuna Extractive Reserve, Characiformes constituted more than half of the specimens collected, mainly small midwater characins such as the ubiquitous *Hemigrammus belotii*. The abundance of Perciformes in our samples resulted from the large number of specimens of the minute gobiid *Microphilypnus amazonicus*, as well as the dwarf cichlid *Apistogramma agassizii*, an also very common species in the Amazon lowlands (Kullander 1986).

Fish species richness in Amazon streams is known from several studies developed in *terra firme*

areas in Central Amazon, with numbers varying between 17 and 61 species albeit being obtained with the use of diverse sampling efforts and methodologies (Sabino and Zuanon 1998; Araújo-Lima et al. 1999; Buhrnheim and Cox-Fernandes 2001; Mendonça et al. 2005; Anjos and Zuanon 2007). As far as we know, only Henderson and Walker (1990) studied the fish fauna of a stream subjected to periodic flooding, although focusing on species associated to litter banks. The species richness found in the Catuá-Ipixuna streams (78 species) may be considered high due to the small number of streams sampled (nine) in a single occasion, and to the fact that only hand nets were employed as sampling equipment. However, this high number of species may have been influenced by the close proximity and sometimes direct connection of the sampled streams to larger, main water courses of those basins. For instance, specimens of the gobiid *Microphilypnus amazonicus* were commonly found close to the main streams of the basins.

Among the species collected there were some fishes that constitute typical inhabitants of well preserved forested streams such as *Helogenes marmoratus* Gunther, 1863 (Cetopsidae) and *Monocirrhus polyacanthus* Heckel, 1840 (Polycentridae). Some species were found in most of the streams sampled, such as *Apistogramma* spp. (Cichlidae) and *Elachocharax pulcher* (Crenuchidae), always associated to litter banks.

Based on the high number of singletons and doubletons present in our samples, as well as the estimated number of species for those streams (106 spp.), we believe that the total fish species richness present in the Catuá-Ipixuna Extractive Reserve may be considerably higher than indicated by our samples. This seems especially true when considering the dimensions of the Catuá-Ipixuna RESEX and the dense hydrographic network present in the area. Further efforts should be directed to the study of the ichthyofauna of the small streams of floodplain areas in the Amazon, which had been largely neglected so far.

## LISTS OF SPECIES

### Acknowledgements

We acknowledge the *Secretaria de Desenvolvimento Sustentável do Amazonas (SDS)*, *Fundo Brasileiro para a Biodiversidade (FUNBIO)* and INPA for financial and logistic support; to André L. C. Canto, Priscila M. M. Ito, Shizuka Hashimoto and Breno Y. de S. Azevedo for the help with the cataloguing and registering of voucher specimens at INPA Fish Collection; to Renata Frederico for making the map; and to André L. C. Canto, Mario C. C. de Pinna, Oscar A. Shibatta, Flávio A. Bockmann, John G. Lundberg, and Wolmar B. Wosiacki for helping in the identification of species. Renildo R. de Oliveira and Marcelo S. Rocha and benefited from a CNPq/DTI scholarship, as part of the institutional research program (PCI) at INPA

### Literature cited

- Anjos, M. B. and J. Zuanon. 2007. Sampling effort and fish species richness in small *terra firme* forest streams of central Amazonia, Brazil. *Neotropical Ichthyology* 5(1): 45-52.
- Araújo-Lima, C. A. R. M., L. F. Jiménez, R. S. Oliveira, P. C. Eterovick, U. Mendonza, and A. Jerolimki. 1999. Relação entre o número de espécies de peixes, complexidade de hábitat e ordem do riacho nas cabeceiras de um tributário do rio Urubu, Amazônia Central. *Acta Limnologica Brasiliensia* 11(2): 127-135.
- Buckup, P. A. 1993. Review of the characidiin fishes (Teleostei: Characiformes), with descriptions of four new genera and ten new species. *Ichthyological Exploration of Freshwaters* 4(2): 97-154.
- Buckup, P. A. and R. E. Reis. 1997. Characidiin genus *Characidium* (Teleostei, Characiformes) in southern Brazil, with description of three new species. *Copeia* 1997(3): 531-548.
- Buhrnheim, C. M. and C. Cox-Fernandes. 2001. Low seasonal variation of fish assemblages in Amazonian rain forest streams. *Ichthyological Exploration of Freshwaters* 12(1): 65-78.
- Buhrnheim, C. M. and C. Cox-Fernandes. 2003. Structure of fish assemblages in Amazonian rain-forest streams: effects of habitats and locality. *Copeia* 2003(2): 255-262.
- Espírito-Santo, H. M. V., W. E. Magnusson, J. Zuanon, F. P. Mendonça, V. L. Landeiro. 2009. Seasonal variation in the composition of fish assemblages in small Amazonian forest streams: evidence for predictable changes. *Freshwater Biology* 54(3): 536-548.
- Fittkau, E. J. 1964. Remarks on limnology of central-Amazon rain-forest streams. *Verhandlungen Internationale Vereinigung für Theoretische und Angewandte Limnologie* 15: 1092-1096.
- Géry, J. 1977. *Characoids of the World*. Neptune. TFH Publications. 772 p.
- Hammer, Ø., D. A. T. Harper, P. D. Ryan. 2001. Past: Paleontological Statistics Software Package for Education and Data Analysis. *Palaeontologia Electronica* 4(1): 1-9.
- Henderson, P. and I. Walker. 1990. Spatial organisation and population density of the fish community of the litter banks within a central Amazonian blackwater stream. *Journal of Fish Biology* 37(3): 401-411.
- Instituto de Proteção Ambiental do Estado do Amazonas (IPAAM), Decreto N° 23.722, de 08 de Setembro de 2003. Electronic Database accessible at <http://www.ipaam.br/legislacao/ESTADUAL>. Captured on 27 May 2008.
- Krebs, C. J. 1999. *Ecological Methodology*. 2<sup>nd</sup> ed. California. Benjamin/Cummings. 620p.
- Kullander, S. O. 1986. Cichlid fishes of the Amazon River drainage of Peru. Stockholm. Swedish Museum of Natural History. 431p.
- Lowe-McConnel, R. H. 1999. *Estudos Ecológicos de Comunidades de Peixes Tropicais*. São Paulo. EDUSP. 536p.
- Lucena, C. A. S. 1987. Revisão e redefinição do gênero Neotropical *Charax Scopoli, 1777*, com a descrição de quatro espécies novas (Pisces; Characiformes; Characidae). *Comunicações do Museu de Ciências PUCRS* 40: 5-124.
- Mago-Leccia, F. 1994. Electric fishes of the continental waters of America. *Electric fishes of the continental waters of America*. Caracas. Fundacion para el Desarrollo de las Ciencias Fisicas, Matematicas y Naturales. 206p.
- Mendonça, F. P., W. E. Magnusson, and J. Zuanon. 2005. Relationships between habitat characteristics and fish assemblages in small streams of Central Amazonia. *Copeia* 2005(4): 751-764.
- Meyer, J. L., D. L. Strayer, J. B. Wallace, S. L. Eggert, G. S. Helfman, and N. E. Leonard. 2007. The contribution of headwater streams to biodiversity in river networks. *Journal of the American Water Resources Association* 43(1): 86-103.
- Nadeau, T. L. and M. C. Rains. 2007. Hydrological connectivity of headwaters to downstream waters: introduction to the featured collection. *Journal of the American Water Resources Association* 43(1):1-4.
- Petts, G. E. 1994. Rivers: Dynamic components of catchment ecosystem; p. 3-22 *In* P. Calow, G. E. Petts

LISTS OF SPECIES

- (ed.), The River Handbook. Oxford. Blackwell Scientific.
- Ploeg, A. 1991. Revision of the South American cichlid genus *Crenicichla* Heckel, 1840, with descriptions of fifteen new species and consideration on species groups, phylogeny and biogeography (Pisces, Perciformes, Cichlidae). *Academisch Proefschrift, Universiteit van Amsterdam*. 153p.
- Retzer, M. E. and L. M. Page. 1997. Systematics of the stick catfishes, *Farlowella* Eigenmann & Eigenmann (Pisces, Loricariidae). *Proceedings of the Academy of Natural Sciences of Philadelphia* 147: 33-88.
- Rommer, U. 2006. Cichlid Atlas, volume 2, Natural History of South American Dwarf Cichlids Part 2. Mele. Mergus. 1319p.
- Sabino, J. and J. Zuanon. 1998. A stream fish assemblage in Central Amazônia: distribution, activity patterns and feeding behavior. *Ichthyological Exploration of Freshwaters* 8(3): 201-210.
- Silva, C. P. D. 1995. Community structure of fish in urban and natural streams in the Central Amazon. *Amazoniana* 13(3/4): 221-236.
- Sousa, L. M. and L. H. Rapp Py-Daniel. 2005. Description of two new species of *Physopyxis* and redescription of *P. lyra* (Siluriformes: Loricariidae). *Neotropical Ichthyology* 3(4): 625-636.
- Vannote, R. L., G. W. Minshal, K. W. Cummins, J. Sedell, and C. E. Cushing. 1980. The river continuum concept. *Canadian Journal of Fisheries and Aquatic Sciences* 37(1): 130-137.
- Walker, I. and P. A. Henderson. 1996. Ecophysiological aspects of Amazonian blackwater litterbank fish communities; p. 7-21 *In* A. L. Val, V. M. Almeida-Val and D. J. Randall (ed.), *Physiology and biochemistry of the fishes of the Amazon*. Manaus. Instituto Nacional de Pesquisas da Amazônia.
- Weitzman, S. H. and J. Gery. 1980. The relationships of the South American Pygmy Characoid fishes of the Genus *Elachocharax*, with a redescription of *Elachocharax junki* (Teleostei: Characidae). *Proceedings of the Biological Society of Washington* 93(4): 887–13.
- Welcomme, R. L. 1985. River Fisheries. *FAO Fisheries Technical Paper*. Roma. Food and Agriculture Organization of the United Nations. 330p.
- Wipfli, M. S., J. S. Richardson, and R. J. Naiman. 2007. Ecological linkages between headwaters and downstream ecosystems: transport of organic matter, invertebrates, and wood down headwater channels. *Journal of the American Water Resources Association* 43(1):72-85.
- Zar, J. H. 1996. *Biostatistical analysis*, 4<sup>th</sup> edition, Englewood Cliffs. Prentice-Hall. 663p.

Received June 2008  
Accepted February 2009  
Published online April 2009

Appendix 1

**Table 1.** Ichthyofaunal composition of nine streams at Catuá-Ipixuna Extractive Reserve, including the number of fish collected and INPA Fish Collection voucher specimens. C= Catuá; I= Ipixuna; T= Total.

TAXON	C.	I.	T.	INPA
<b>BELONIFORMES</b>				
<b>Belonidae</b>				
<i>Potamorrhaphis guianensis</i> (Jardine, 1843)	0	1	1	27268
<b>CHARACIFORMES</b>				
<b>Characidae</b>				
<i>Aphyocharacidium</i> sp.	1	1	2	27327; 27535
<i>Axelrodia stigmatias</i> (Fowler, 1913)	14	24	38	27317; 27338; 27339
<i>Charax</i> sp.	1	0	1	27319
<i>Gephyrocharax</i> sp.	0	1	1	27334
<i>Hemigrammus belotii</i> (Steindachner, 1882)	239	131	370	27313; 27316; 27318; 27325; 27329; 27331; 27335; 27342
<i>Hemigrammus</i> aff. <i>gracilis</i> (Lutken, 1875)	20	0	20	27322
<i>Hemigrammus ocellifer</i> (Steindachner, 1882)	30	5	35	27309; 27314; 27320; 27324; 27328; 27332; 27336; 27341
<i>Hemigrammus stictus</i> (Durbin, 1909)	1	0	1	27312
<i>Hyphessobrycon bentosi</i> Durbin, 1908	39	0	39	27310; 27326

LISTS OF SPECIES

TAXON	C.	I.	T.	INPA
<i>Hyphessobrycon (Megalamphodus)</i> sp.	8	10	18	27321; 27337
<i>Hyphessobrycon melazonatus</i> Durbin, 1908	29	0	29	27323
<i>Microschemobrycon casiquiare</i> Bohlke, 1953	1	0	1	27330
<i>Moenkhausia oligolepis</i> (Gunther, 1864)	0	3	3	27333
<i>Phenacogaster microstictus</i> Eigenmann, 1909	3	0	3	27306; 27311
<i>Priocharax pygmaeus</i> Weitzman & Vari, 1987	0	13	13	27343
<i>Tyttocharax madeirae</i> Fowler, 1913	5	2	7	27344; 27345; 27346
<b>Crenuchidae</b>				
<i>Characidium</i> aff. <i>pteroides</i> Eigenmann, 1909	8	0	8	27281
<i>Characidium</i> sp.1	3	1	4	27190; 27267; 27532
<i>Characidium</i> sp.2	6	1	7	27533; 27534
<i>Crenuchus spilurus</i> Gunther, 1863	14	1	15	27216; 27221; 27291
<i>Elachocharax pulcher</i> Myers, 1927	14	62	76	27199; 27209; 27218; 27243; 27251; 27264
<i>Microcharacidium weitzmani</i> Buckup, 1993	8	0	8	27230
<i>Odontocharacidium aphanes</i> (Weitzman & Kanazawa, 1977)	4	11	15	27315; 27340
<i>Odontocharacidium</i> sp.	2	2	4	27202; 27244
<b>Erythrinidae</b>				
<i>Erythrinus erythrinus</i> (Bloch & Schneider, 1801)	0	1	1	27200
<i>Hoplias malabaricus</i> (Bloch, 1794)	5	0	5	27295; 27296
<b>Gasteropelecidae</b>				
<i>Carnegiella strigata</i> (Gunther, 1864)	3	10	13	27232; 27258
<b>Lebiasinidae</b>				
<i>Copella nigrofasciata</i> (Meinken, 1952)	48	12	60	27220; 27227; 27241; 27246; 27285; 27290; 27301
<i>Nannostomus eques</i> Steindachner, 1876	4	7	11	27233; 27260; 27294
<i>Nannostomus marginatus</i> Eigenmann, 1909	5	0	5	27263; 27297
<i>Nannostomus unifasciatus</i> Steindachner, 1876	0	1	1	27225
<i>Pyrrhulina brevis</i> Steindachner, 1876	0	9	9	27188; 27282
<i>Pyrrhulina laeta</i> (Cope, 1872)	2	5	7	27192; ; 27242; 27280; 27289
<b>CYPRINODONTIFORMES</b>				
<b>Rivulidae</b>				
<i>Rivulus atratus</i> Garman, 1895	0	3	3	27252
<i>Rivulus</i> cf. <i>compressus</i> Henn, 1916	6	12	18	27197; 27224; 27269; 27272; 27277
<i>Rivulus ornatus</i> Garman, 1895	1	10	11	27201; 27257; 27270
<b>GYMNOTIFORMES</b>				
<b>Gymnotidae</b>				
<i>Gymnotus anguillaris</i> Hoedeman, 1962	6	0	6	27299
<i>Gymnotus</i> cf. <i>cataniapo</i> Mago-Leccia, 1994	0	1	1	27274
<b>Hypopomidae</b>				
<i>Brachyhypopomus</i> sp.	3	2	5	27191; 27222
<i>Hypopygus lepturus</i> Hoedeman, 1962	0	1	1	27248
<i>Microsternarchus bilineatus</i> Fernández-Yépez, 1968	1	10	11	27204; 27206; 27231; 27237; 27256
<i>Microsternarchus</i> sp.	0	3	3	27203; 27278
<i>Steatogenys duidae</i> (La Monte, 1929)	1	0	1	27253
<b>Rhamphichthyidae</b>				
<i>Gymnorhamphichthys rondoni</i> (Miranda-Ribeiro, 1920)	8	4	12	27235; 27279; 27302
<b>MYLIOBATIFORMES</b>				
<b>Potamotrygonidae</b>				
<i>Potamotrygon constellata</i> (Vaillant, 1880)	1	0	1	Uncatalogued

LISTS OF SPECIES

TAXON	C.	I.	T.	INPA
<b>PERCIFORMES</b>				
<b>Cichlidae</b>				
<i>Acaronia nassa</i> (Heckel, 1840)	0	1	1	27254
<i>Aequidens</i> cf. <i>pallidus</i> (Heckel, 1840)	1	0	1	27303
<i>Aequidens tetramerus</i> (Heckel, 1840)	0	1	1	27198
<i>Apistogramma agassizii</i> (Steindachner, 1875)	11	74	85	27539; 27544; 27549; 27550
<i>Apistogramma bitaeniata</i> Pellegrin, 1936	16	28	44	27538; 27541; 27546
<i>Apistogramma</i> cf. <i>cruzi</i> Kullander, 1986	65	9	74	27208; 27271; 27542
<i>Apistogramma hippolytae</i> Kullander, 1982	8	0	8	27537
<i>Apistogramma</i> aff. <i>meinken</i> Kullander, 1980	0	5	5	27545
<i>Bujurquina</i> cf. <i>sypilus</i> (Cope, 1872)	0	1	1	27189
<i>Crenicara punctulatum</i> (Gunther, 1863)	2	1	3	27226; 27240
<i>Crenicichla inpa</i> Ploeg, 1991	3	3	6	27195; 27214; 27273
<i>Crenicichla regani</i> Ploeg, 1989	2	6	8	27223; 27262; 27300
<b>Gobiidae</b>				
<i>Microphilypnus amazonicus</i> Myers, 1927	62	49	111	27536; 27540; 27543; 27547;
<b>Polycentridae</b>				
<i>Monocirrhus polyacanthus</i> Heckel, 1840	0	1	1	27187
<b>SILURIFORMES</b>				
<b>Aspredinidae</b>				
<i>Bunocephalus verrucosus</i> (Walbaum, 1792)	1	1	2	27234; 27239
<b>Callichthyidae</b>				
<i>Corydoras elegans</i> Steindachner, 1877	5	0	5	27307
<b>Cetopsidae</b>				
<i>Denticetopsis seducta</i> Vari, Ferraris & de Pinna, 2005	1	1	2	27219; 27304
<i>Helogenes marmoratus</i> Gunther, 1863	1	3	4	27186; 27293
<b>Doradidae</b>				
<i>Physopyxis ananas</i> Sousa & Rapp Py-Daniel, 2005	0	90	90	27236; 27247
<b>Heptapteridae</b>				
<i>Gladioglanis conquistador</i> Lundberg, Bornbusch & Mago-Leccia, 1991	1	69	70	27213; 27238; 27245; 27275; 27276
<b>Loricariidae</b>				
<i>Ancistrus</i> sp.	14	0	14	27255; 27288
<i>Farlowella amazona</i> (Gunther, 1864)	3	6	9	27196; 27215; 27283; 27298
<i>Otocinclus</i> cf. <i>batmani</i> Lehmann, 2006	4	0	4	27261
<i>Rineloricaria lanceolata</i> (Gunther, 1868)	1	0	1	27292
<b>Pseudopimelodidae</b>				
<i>Microglanis</i> aff. <i>poecilus</i> Eigenmann, 1912	10	3	13	27194; 27228; 27249; 27250
<b>Scoloplacidae</b>				
<i>Scoloplax dicra</i> Bailey & Baskin, 1976	38	0	38	27210; 27259
<b>Trichomycteridae</b>				
<i>Ammoglanis</i> aff. <i>pulex</i> de Pinna & Winemiller, 2000	2	6	8	27207; 27212; 27265
<i>Ituglanis</i> cf. <i>amazonicus</i> (Steindachner, 1882)	3	0	3	27305
<i>Miuroglanis platycephalus</i> Eigenmann & Eigenmann, 1889	0	2	2	27205; 27217
<i>Ochmacanthus</i> cf. <i>reinhardtii</i> (Steindachner, 1882)	0	1	1	27229
<i>Trichomycterus johnsoni</i> (Fowler, 1932)	0	2	2	27211; 27266
<b>SYNBRANCHIFORMES</b>				
<b>Synbranchidae</b>				
<i>Synbranchus</i> sp.	2	2	4	27193; 27284; 27286; 27287
<b>TOTAL</b>	<b>800</b>	<b>725</b>	<b>1525</b>	



LISTS OF SPECIES

Appendix 2

Beloniformes

Belontiidae



Figure 2. *Potamorrhaphis guianensis* INPA-27268

Characiformes

Characidae




Figure 3. *Aphyocharacidium* sp. INPA-27327



Figure 6. *Gephyrocharax* sp. INPA-27334



Figure 4. *Axelrodia stigmatias* INPA-27339



Figure 7. *Hemigrammus belotii* INPA-27329



Figure 5. *Charax* sp. INPA-27319



Figure 8. *Hemigrammus* aff. *gracilis* INPA-27322

LISTS OF SPECIES

Characiformes

Characidae



Figure 9. *Hemigrammus ocellifer* INPA-27341



Figure 13. *Hyphessobrycon melazonatus* INPA-27323



Figure 10. *Hemigrammus stictus* INPA-27312



Figure 14. *Microchemobrycon casiquiare* INPA-27330




Figure 11. *Hyphessobrycon bentosi* INPA-27326



Figure 15. *Moenkhausia oligolepis* INPA-27333



Figure 12. *Hyphessobrycon (Megalamphodus)* sp. INPA-27337



Figure 16. *Phenacogaster microstictus* INPA-27306

LISTS OF SPECIES

Characiformes

Characidae



Figure 17. *Priocharax pygmaeus* INPA-27343



Figure 21. *Characidium* sp. 2 INPA-27533



Figure 18. *Tytocharax madeirae* INPA-27345



Figure 22. *Crenuchus spilurus* INPA-27291

Crenuchidae



Figure 19. *Characidium* aff. *pteroides* INPA-27281



Figure 23. *Elachocharax pulcher* INPA-27199



Figure 20. *Characidium* sp. 1 INPA-27190



Figure 24. *Microcharacidium weitzmani* INPA-27202

LISTS OF SPECIES

Characiformes

Crenuchidae



Figure 25. *Odontocharacidium aphanes* INPA-27340

Gasteropelecidae



Figure 29. *Carnegiella strigata* INPA-27258



Figure 26. *Odontocharacidium* sp. INPA-27202

Lebiasinidae



Figure 30. *Copella nigrofasciata* INPA-27301

Erythrinidae



Figure 27. *Erythrinus erythrinus* INPA-27200



Figure 31. *Nannostomus eques* INPA-27260



Figure 28. *Hoplias malabaricus* INPA-27296



Figure 32. *Nannostomus marginatus* INPA-27297

## LISTS OF SPECIES

### Characiformes

#### Lebiasinidae



Figure 33. *Nannostomus unifasciatus* INPA-27225



Figure 37. *Rivulus* aff. *compressus* INPA-27269



Figure 34. *Pyrrhulina brevis* INPA-27188



Figure 38. *Rivulus ornatus* INPA-27257

### Gymnotiformes

#### Gymnotidae



Figure 35. *Pyrrhulina laeta* INPA-27242



Figure 39. *Gymnotus anguillaris* INPA-27299

### Cyprinodontiformes

#### Rivulidae




Figure 36. *Rivulus atratus* INPA-27252

#### Hypopomidae




Figure 40. *Gymnotus* cf. *cataniapo* INPA-27274

LISTS OF SPECIES

Gymnotiformes

Hypopomidae



Figure 41. *Brachyhypopomus* sp. INPA-27544



Figure 45. *Steatogenys duidae* INPA-27253

Rhamphichthyidae



Figure 42. *Hypopygus lepturus* INPA-27248



Figure 46. *Gymnorhamphichthys rondoni* INPA-27302

Perciformes

Cichlidae



Figure 43 *Microsternarchus bilineatus* INPA-27204



Figure 47. *Acaronia nassa* INPA-27254



Figure 44. *Microsternarchus* sp. INPA-27203



Figure 48. *Aequidens* cf. *pallidus* INPA-27303

LISTS OF SPECIES

Perciformes

Cichlidae



Figure 49. *Aequidens tetramerus* INPA-27189



Figure 53. *Apistogramma hippolytae* INPA-27537



Figure 50. *Apistogramma agassizii* INPA-27544



Figure 54. *Apistogramma* aff. *meinkenii* INPA-27545



Figure 51. *Apistogramma bitaeniata* INPA-27541



Figure 55. *Burjuquina syspilus* INPA-27189



Figure 52. *Apistogramma* cf. *cruzi* INPA-27542



Figure 56. *Crenicara punctulatum* INPA-27240

LISTS OF SPECIES

Perciformes

Cichlidae



Figure 57. *Crenicichla inpa* INPA-27195

Siluriformes

Aspredinidae




Figure 61. *Bunocephalus verrucosus* INPA-27239

Callichthyidae



Figure 58. *Crenicichla regani* INPA-27223



Figure 62. *Corydoras elegans* INPA-27307

Gobiidae



Figure 59. *Microphilypnus amazonicus* INPA-27540

Cetopsidae




Figure 63. *Denticetopsis seducta* INPA-27304

Polycentridae



Figure 60. *Monocirrhus polyacanthus* INPA-27187



Figure 64. *Helogenes marmoratus* INPA-27186



LISTS OF SPECIES

Siluriformes

Doradidae



Figure 65. *Physopyxis ananas* INPA-27236



Figure 69. *Otocinclus* cf. *batmani* INPA-27261

Heptapteridae



Figure 66. *Gladioglanis conquistador* INPA-27238



Figure 70. *Rineloricaria lanceolata* INPA-27292

Loricariidae



Figure 67. *Ancistrus* sp. INPA-27288

Pseudopimelodidae



Figure 71. *Microglanis* aff. *poecilus* INPA-27250

Scoloplacidae




Figure 68. *Farlowella amazona* INPA-27196



Figure 72. *Scoloplax dicra* INPA-27210

LISTS OF SPECIES

**Siluriformes**

Trichomycteridae



Figure 73. *Ammoglanis* aff. *pulex* INPA-27207



Figure 76. *Ochmacanthus* cf. *reinhardtii* INPA-27229



Figure 74. *Ituglanis* cf. *amazonicus* INPA-27305



Figure 77. *Trichomycterus johnsoni* INPA-27266

**Synbranchiformes**

Synbranchidae



Figure 75. *Miuroglanis platycephalus* INPA-27205



Figure 78. *Synbranchus* sp. INPA-27286



**Figura 79.** Total abundance (number of specimens) of fish species collected in the streams of Catuá-Ipixuna Extractive Reserve.