

Annotated checklist of the terrestrial molluscs from Laos (Mollusca, Gastropoda)

Khamla Inkhavilay¹, Chirasak Sutcharit², Uengfa Bantaowong³, Ratmanee Chanabun⁴, Warut Siriwut⁵, Ruttapon Srisonchai², Arthit Pholyotha², Parin Jirapatrasilp², Somsak Panha²

1 Department of Biology, Faculty of Natural Science, National University of Laos, P.O. Box 7322, Dongdok, Vientiane, Laos **2** Animal Systematics Research Unit, Department of Biology, Faculty of Science, Chulalongkorn University, Bangkok 10330, Thailand **3** Division of Biology, Faculty of Science and Technology, Rajamangala University of Technology Thanyaburi, Pathumthani 12110, Thailand **4** Program in Animal Science, Faculty of Agriculture Technology, Sakon Nakhon Rajabhat University, Sakon Nakhon 47000, Thailand **5** Department of Biology, Faculty of Science, Mahidol University, Bangkok, 10400, Thailand

Corresponding author: Chirasak Sutcharit (jirasak4@yahoo.com); Somsak Panha (somsak.pan@chula.ac.th)

Academic editor: F. Köhler | Received 2 August 2018 | Accepted 15 February 2019 | Published 3 April 2019

<http://zoobank.org/A9309D46-1583-4D33-A6B7-F824BC3160FD>

Citation: Inkhavilay K, Sutcharit C, Bantaowong U, Chanabun R, Siriwut W, Srisonchai R, Pholyotha A, Jirapatrasilp P, Panha S (2019) Annotated checklist of the terrestrial molluscs from Laos (Mollusca, Gastropoda). ZooKeys 834: 1–166. <https://doi.org/10.3897/zookeys.834.28800>

Abstract

The land area of Laos is composed of a large variety of undisturbed habitats, such as high mountainous areas, huge limestone karsts and the lower Mekong Basin. Therefore, Laos is expected to have a high species diversity, especially for the land snails. However, with respect to research on malacology, Laos is probably the least well-researched area for land snail diversity in Indochina (including Laos) over the past few centuries. The handful of species lists have never been systematically revised from the colonial period to the present, so these classifications are outdated. Herein we present the first comprehensive annotated checklist with an up-to-date systematic framework of the land snail fauna in Laos based on both field investigations and literature surveys. This annotated checklist is collectively composed of 231 nominal species (62 ‘prosobranch’ and 169 heterobranches), of which 221 nominal species are illustrated. The type specimens of 143 species from several museum collections and/or 144 species of newly collected specimens are illustrated. There are 58 species recorded as new to the malacofauna of the country, and two new replacement names are proposed as *Hemiplecta lanxangnica* Inkhavilay and Panha, **nomen novum** (Ariophantidae) and *Chloritis khammouanensis* Inkhavilay and Panha, **nomen novum** (Camaenidae). Four recently described species of the genus *Amphidromus* from Laos, “*thakhekensis*”, “*richgoldbergi*”,

“*attapeuensis*” and “*phuonglinhae*” are synonymized with previously described species. In addition, thirteen nominal species are listed as uncertain records that may or may not occur in Laos. This annotated checklist may inspire malacologists to carry on systematic research in this region.

Keywords

Biodiversity, conservation, land snail, type specimen, Southeast Asia, new name, Indochina

Table of contents

Introduction.....	4
Materials and methods	5
Results.....	10
Systematic lists	10
Class Gastropoda.....	10
Subclass Neritimorpha.....	10
Order Cycloneritida.....	10
Superfamily Helicinoidea.....	10
Family Helicinidae Férussac, 1822.....	10
Superfamily Hydrocenoidea.....	12
Family Hydrocenidae Troschel, 1857.....	12
Subclass Caenogastropoda	12
Cohort Sorbeoconcha	12
Subcohort Hypsogastropoda	12
Superfamily Truncatelloidea.....	12
Family Assimineidae H. Adams & A. Adams, 1856.....	12
Grade Architaenioglossa.....	12
Superfamily Cyclophoroidea.....	12
Family Cyclophoridae Gray, 1847.....	12
Subfamily Alycaeinae Blanford, 1864	12
Subfamily Cyclophorinae Gray, 1847	16
Family Diplommatinidae Pfeiffer, 1857.....	26
Family Pupinidae Pfeiffer, 1853.....	28
Subclass Heterobranchia.....	48
Infraclass Euthyneura	48
Cohort Tectipleura	48
Subcohort Panpulmonata.....	48
Superorder Eupulmonata	48
Order Systellommatophora [= Soleolifera]	48
Superfamily Veronicelloidea.....	48
Family Rathouisiidae Heude, 1885.....	48
Family Veronicellidae Gray, 1840	48
Order Stylommatophora.....	48
Suborder Achatinina [= “Achatinoid Clade”].....	48

Superfamily Achatinoidea	48
Family Achatinidae Swainson, 1840	48
Subfamily Achatininae Swainson, 1840	49
Subfamily Glessulinae Godwin-Austen, 1920	49
Subfamily Subulininae Fischer & Crosse, 1877	50
Superfamily Streptaxoidea	52
Family Diapheridae Panha & Naggs, 2010	52
Family Streptaxidae Gray, 1860	52
Suborder Helicina [= “Non-Achatinoid Clade”]	55
Superfamily Plectopyloidea	55
Family Plectopylidae Möllendorff, 1898	55
Infraorder Succineoidei [= Elasmognatha]	57
Superfamily Succineoidea	57
Family Succineidae Beck, 1837	57
Infraorder Pupilloidei [= Orthurethra]	57
Superfamily Pupilloidea	57
Family Cerastidae Wenz, 1923	57
Family Enidae Woodward, 1903	57
Family Valloniidae Morse, 1864	58
Family Vertiginidae Fitzinger, 1833	59
Infraorder Clausilioidei	62
Superfamily Clausilioidea	62
Family Clausiliidae Gray, 1855	62
Subfamily Garnieriinae Boettger, 1926	62
Subfamily Phaedusinae Wagner, 1922	65
Infraorder Arionoidei	68
Superfamily Arionoidea	68
Family Philomycidae Gray, 1847	68
Infraorder Limacoidei [= “Limacoid Clade”]	69
Superfamily Trochomorpoidea	69
Family Chronidae Thiele, 1931	69
Family Dyakiidae Gude & Woodward, 1921	71
Family Trochomorphidae Möllendorff, 1890	72
Superfamily Helicarionoidea	74
Family Ariophantidae Godwin-Austen, 1888	74
Family Helicarionidae Bourguignat, 1877	82
Infraorder Helicoidei [= “Helicoid Clade”]	85
Superfamily Helicoidea	85
Family Camaenidae Pilsbry, 1895	85
Subfamily Bradybaeninae Pilsbry, 1934	85
Subfamily Camaeninae Pilsbry, 1895	88
Uncertain records in Laos	146
Acknowledgements	153
References	153

Introduction

Laos, or Lao PDR, is located in the center of the Indo-Burma region, one of the global biodiversity hotspots (Myers et al. 2000). The geographical subdivisions of the country comprise the mountainous and dry-evergreen forests in the north, massive limestone karsts, the Annamite ranges and deciduous forests in the central region, and sandstones with the Mekong floodplain and dry-dipterocarp forests in the south (King et al. 1975). These complex geographical areas associated with different climatic and vegetation conditions provide highly diverse habitats, many of which are still undisturbed, allowing the notion that Laos likely has numerous faunal and floral ‘treasures’ (Mittermeier et al. 2004, Prosperi et al. 2018). Several vertebrate faunal inventories have been performed and reported (see Duckworth et al. 1999). However, various groups of invertebrates well known as important bio-indicators for all types of forest (Hodkinson and Jackson 2005), especially the land snails are still poorly investigated.

The basic information on land snail biodiversity in Laos is scarce and scantily known. So far, the most likely first record dates back to around the middle of the nineteenth century. The well-known naturalist and traveller, Henri Mouhot, had explored the Indochina region especially during his fourth mission in Siam where he journeyed from Bangkok to Luang Phrabang (previously under the rule of Siam [Thailand]). The land snail collections gathered during Mouhot’s travel were then sent back to England under the Hugh Cuming legacy (Dance 1980, 1986) and were primarily examined and described by L. Pfeiffer (1860a, 1861a, 1863a). However, the localities recorded by H. Mouhot were very rough and only at a broad scale, such as “Camboja”, “Siam” and “Lao Mountains” (Mouhot 1864a, b). This has made the distribution range for several species to be far from certain.

Later in the late nineteenth century, the Siamese territory on the east bank of the Mekong River (forming the present-day Laos) was appended to the French colonial territories as French Indochina. Around this period, the most important explorer was the French civil servant and diplomat Auguste Pavie (his surveys so-called “Mission Pavie”), who dealt with not only diplomacy and politics but also geology and natural history (Pavie 1904). His collected natural objects included land snail specimens from French Indochina [Cambodia, Laos, Vietnam and a part of Thailand] which were subsequently examined and described by several malacologists such as C.-F. Ancey, A. Bavay, H. Crosse, P. Dautzenberg, P. Fischer and L. Morlet. There were fifty nominal species of land snails from so called “Laos” which were collected during the Mission Pavie (Fischer 1891, Fischer and Dautzenberg 1904), and these were the only species lists of land snails from this area. Later, the land snail collections by the French geologist H. Counillon, mainly from the Luang Phrabang area were examined and these included some 23 nominal species (Ancey 1898). In addition, land snail collections by the German orchid collector Carl Roebelen from “Boloven” which included 13 new species were studied and published by Möllendorff (1898). About 50 years later, the French geologist, Edmund Saurin (1953) examined land snails from Pa Hia, Tran Ninh Province [probably refers to Ban

Namthong, Longchaeng District, Xaisomboun Province, Laos; see Páll-Gergely et al. (2016: 13)] and described nine new species, which brought the diversity of land snails in Laos to 64 nominal species. Another fifty years later, Panha et al. (2002), Lehmann and Maassen (2004) and Maassen (2008) studied a range of land snails from various parts of Laos, recording five new taxa. The most recent treatments on Laotian land snails are from Inkhavilay et al. (2016a, b, 2017) and Páll-Gergely et al. (2016, 2017b).

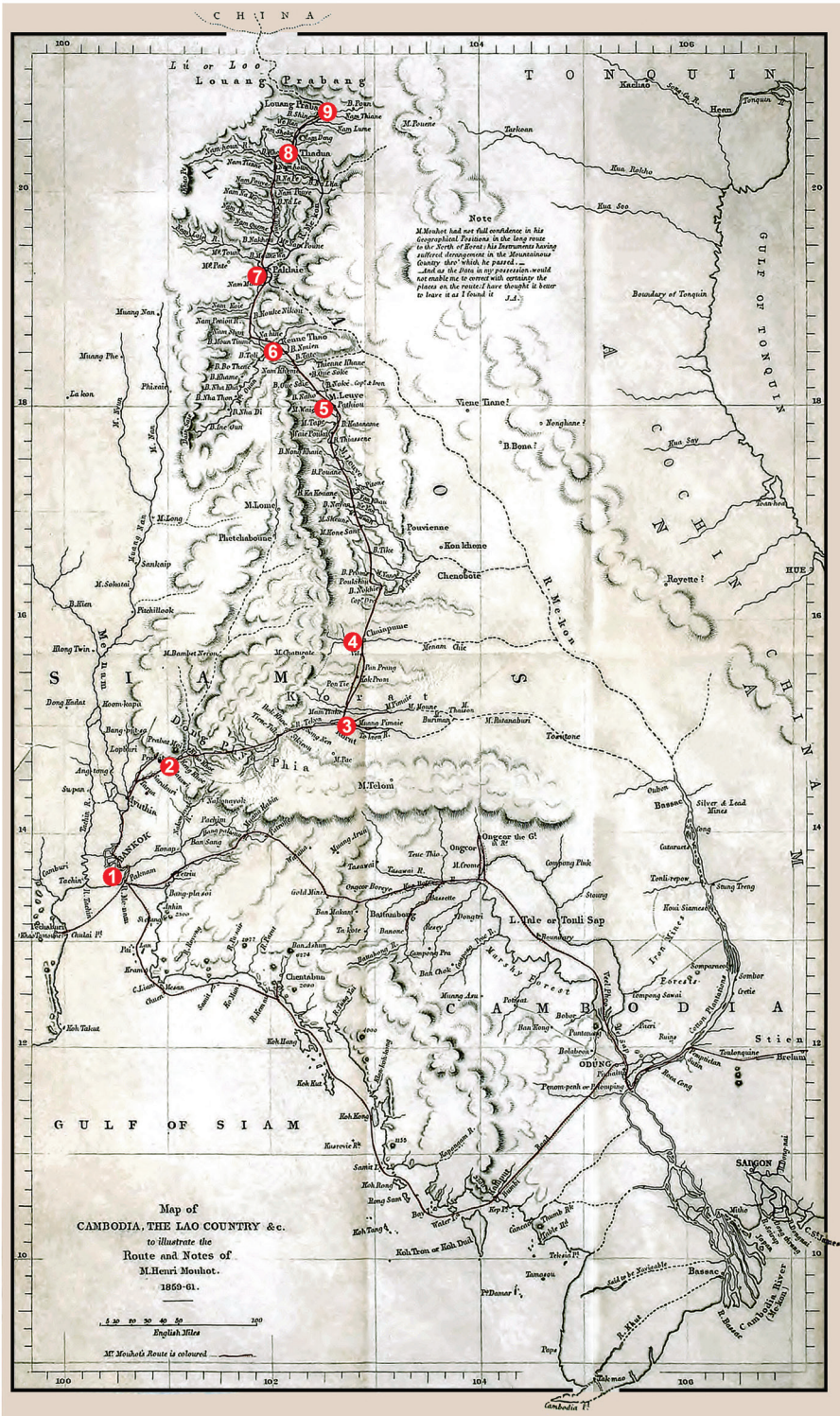
This paper is the first comprehensive treatment to update the land snail diversity from Laos since the “Mission Pavie” by Fischer and Dautzenberg (1904). This study focuses on the list of the species that were formerly recorded in the literature and additionally collected from a two-year (2013–2014) field survey throughout the country, which yielded a number of new records. This includes the taxonomic updates, illustrations of type specimens (when possible) and photos of newly collected specimens. Although many land snail groups have been paid little attention and never been subjected to modern systematic revision, we also attempt to classify and clarify the vague taxa in a modern systematic framework. We hope that this article will provide the fundamental and overall knowledge on land snail biodiversity in Laos and inspire local biologists who are interested in the country’s land snail heritages.

Materials and methods

Sources

The data compiled in the checklist of land snails from Laos are from two main sources. The first is from the published malacological literature ranging from the nineteenth century until 2017. This historical literature, including the “*Journal de Conchyliologie*”, is available online at www.biodiversitylibrary.org and www.archive.org. The taxa described in Thach (2018) were not taken into account in this study. Furthermore, this list includes all taxa that have the type locality or subsequent reports as recorded in the areas forming the present-day “Laos”. The taxa with the type locality of “Lao Mountains, Camboja” which were described by L. Pfeiffer based on specimens from the H. Cuming ex. H. Mouhot collection are also included. This uncertain and broad-scale geographical area more likely refers to the mountainous areas of the Luang Phrabang Ranges and Petchabun Ranges in Laos and Thailand, respectively (Fig. 1). There are many taxa described by Pfeiffer (1860a, 1861a, 1863a) that were found in several localities in Laos and Thailand, but not in present-day Cambodia. Moreover, two species, *Moellendorffia horrida* (Pfeiffer, 1863) and *Naggsia laomontana* (Pfeiffer, 1863), seem to be endemic to limestone karsts in present-day Laos. Although Fischer (1973a, b) listed *Camaena illustris* (Pfeiffer, 1863) and *Haploptychius pellucens* (Pfeiffer, 1863) as being found in Cambodia, the distribution of these species has to be verified with newly collected specimens and precise location records.

The other source of information was from field surveys performed during the years 2013–2014. Land snails in Laos were sampled using direct search techniques throughout



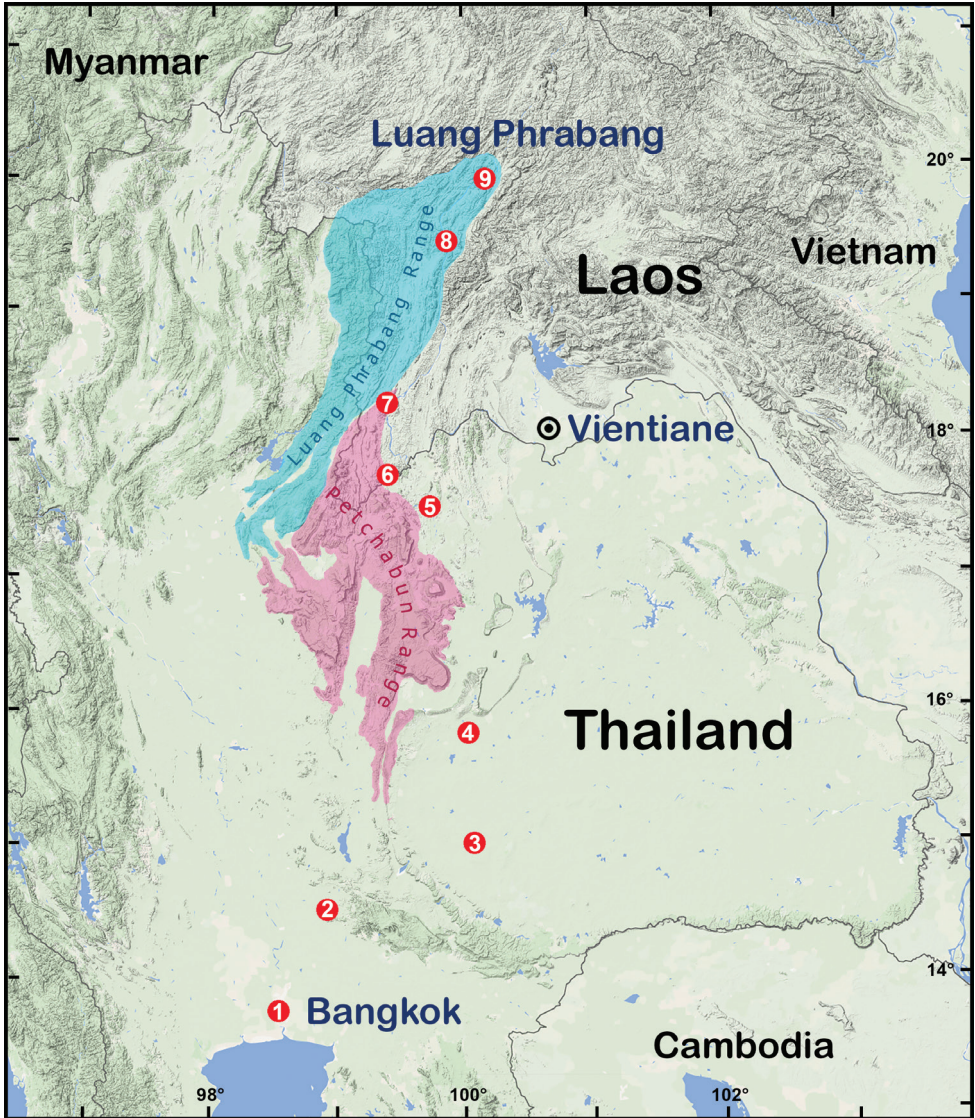


Figure 1. Henri Mouhot travel routes map (after Mouhot 1864b) and the present-day geographical map of the 4th trip from Bangkok to Luang Phrabang during 1860–1861. The numbers indicating the important cities or towns are depicted on the Mouhot map. The numbers 1 to 6 are located in present-day Thailand and 7 to 9 are in Laos. The present use of location names is given in the square brackets. **1** Bangkok **2** Patawi [Wat Phra Phutthachai, Saraburi Province] **3** Korat [Nakhon Ratchasima Province] **4** Chaipume [Chaiyaphum Province] **5** Leuye [Loei Province] **6** Kenne Tao [Kenethao District, Xayaboury Province] **7** Paklaie [Parklai District, Xayaboury Province] **8** Thadua [Tha Deua village, Xayaboury District, Xayaboury Province] and **9** Luang Phrabang.




Figure 2. Three main habitat types following geographical subdivisions, north, central and south of Laos. **A** Natural vegetation type of mountainous and dry-evergreen forests in the north, Luang Phrabang Province **B** Massive limestone karsts and caves in the central, Vientiane Province **C** Sandstones and dry-dipterocarp forests in lowlands of the south, Champasak Province.

the country, including the north mountainous forests, limestone areas in the central area and deciduous forests in the south (Fig. 2). Moreover, surveys were conducted in both the National Protected Areas (NPA) with permission (NUL-2013-2014), and non-protected areas including anthropogenic and plantation areas. The direct searching involved all potential land snail microhabitats that could be accessed, such as deep litter beds, decaying tree trunks, rock surfaces and crevices and, especially, limestone cliffs and caves.

All sampled locations were recorded. At each locality, we searched intensively for land snails for about 1 to 2 hours by 3 to 4 well-trained assistants. All living snails and slugs were photographed before being preserved in 70% ethanol, and empty shells were air dried in mesh-bags for one to two weeks before being sorted.

Structure of the list

Species determination and identification of specimens are based on the literature and comparisons with the type specimens and/or reference collections from several natural history museums. The classification of the higher taxa in the list is according to Bouchet et al. (2017) and the generic placements follow Kobelt (1902a), Wenz (1938), Zilch (1959–1960) and Vaught (1989). Within each family, genera and species are listed alphabetically. Within each species or subspecies, the treatment includes the original combination of the taxon name with original spelling, references to the page(s) and plate and/or figures. The type locality is given verbatim as stated in the original publication. However, when possible the modern name and/or regional name of the type locality is provided in square brackets. The most recent usage of the locality name and distribution records that addresses the occurrences of that particular taxon in “Laos” is also provided. When possible, the type materials with catalogue numbers, the illustrations of the type specimens and/or newly collected specimens are also provided. For taxa that could not be assigned to an existing name, a provisional taxonomic name is given (for example, *Trochomorpha* (?) sp.). The taxa that have long been known only from the literature, where the type specimens could not be traced and no new specimen was found during the field survey were also included, where their distribution records were based on the literature.

Institutional Abbreviations

AMNH	American Museum of Natural History, New York
ANSP	The Academy of Natural Sciences of Drexel University, Philadelphia
CUMZ	Chulalongkorn University Museum of Zoology, Bangkok
FMNH	Field Museum of Natural History, Chicago
HNHM	Hungarian Natural History Museum, Budapest
MNHN	Muséum National d'Histoire Naturelle, Paris
NHMUK	The Natural History Museum, London

NMW	National Museum of Wales, Cardiff
RBINS	Royal Belgian Institute of Natural Sciences, Brussels
RMNH	Naturalis Biodiversity Center, Rijksmuseum van Natuurlijke Historie, Leiden
SMF	Forschungsinstitut und Naturmuseum Senckenberg, Frankfurt am Main
ZMB	Museum of Natural History (Museum für Naturkunde), Berlin

Photo credits

Photos of the type specimens from the Molluscs Collection (IM) of MNHN are credited to the museum taken under the project E-RECOLNAT: ANR-11-IN-BS-0004, or stated otherwise. Photos of the type specimens from FMNH and HNHM are credited to Jochen Gerber and Barna Páll-Gergely, respectively. Photos of the type specimens from the other museum collections are credited to each respective museum.

Results

This annotated checklist is based on the published literature up to 2017 and field surveys from 2013 to 2014. It comprises 231 nominal species of land snail fauna in Laos. There are 24 genera and 62 species of the ‘prosobranchs’, and 57 genera and 169 species and nine subspecies of the heterobranchs. Among these, 221 nominal species are accompanied with figures, 67 of which are known only from the type specimens. The list also includes 11 unidentified species that were collected during our field surveys and five species known only from the literature without newly collected specimens and without indication of the type specimens. In addition, thirteen taxa are considered as uncertain records requiring verification through further surveys.

Systematic lists

Class Gastropoda

Subclass Neritimorpha

Order Cycloneritida

Superfamily Helicinoidea

Family Helicinidae Férussac, 1822

Aphanoconia Wagner, 1905

Aphanoconia hungerfordiana (Möllendorff, 1882)

Helicina hungerfordiana Möllendorff, 1882a: 182. Type locality: Hong Kong; Tungshou, Macao [Hong Kong and Macao, China]. Möllendorff 1882b: 354.

Aphanoconia hungerfordiana: Wagner 1905: 389, pl. 4, figs 10a–c. Wagner 1907: 190, 191, pl. 38, figs 1–5.

Material examined. Specimens from km 30, Laos-Vietnam border road, Yommalath District, Khammouan Province (Fig. 3A).

Distribution. Hong Kong, China and Vietnam (Wagner 1907).

Remarks. Two of the three subspecies, *Aphanoconia hungerfordiana halongensis* Wagner, 1905 and *Aphanoconia hungerfordiana tonkinensis* Möllendorff in Wagner, 1907, were reported from Northern Vietnam. However, in this survey, only one shell was collected, so the status of the subspecific taxa could not be confidently determined.

Calybium Morlet, 1892

Calybium massiei Morlet, 1892

Calybium massiei Morlet, 1892a[1891]: 316, 317. Type locality: propè Kham-Keut in Provincia Laos dicta [around Khamkeut District, Bolikhamxay Province, Laos]. Morlet 1893[1892]: 327, pl. 8, figs 2, 2a–d.

Calybium masiei [sic]: Wagner 1907: 15, 16, pl. 2, figs 8–11.

Material examined. Specimens from Tam Mungkorn Cave, Khamkeut District, Bolikhamxay Province (Fig. 3B).

Distribution. Laos (Wagner 1907).

Geotrochatella Fischer, 1891

Geotrochatella mouhoti (Pfeiffer, 1863)

Trochatella mouhoti Pfeiffer, 1863a[1862]: 277, pl. 36, fig. 14. Type locality: Lao Mountains, Camboja [Cambodia or Laos]. Pfeiffer 1865: 254, 255, pl. 64, figs 9–11.

Geotrochatella mouhoti: Wagner 1907: 11, 12, pl. 1, figs 5, 6, 20, 21.

Material examined. Specimens from limestone near Tam Tarn Kaison Cave, Viengxay District, Houaphanh Province (Fig. 3C).

Distribution. Cambodia, Laos and Thailand (Wagner 1907).

Superfamily Hydrocenoidea
Family Hydrocenidae Troschel, 1857
***Georissa* Blanford, 1864**

***Georissa decora* Möllendorff, 1900**

Georissa decora Möllendorff, 1900: 138. Type locality: Touranne [Danang Province, Vietnam]. Zilch 1973b: 264, pl. 12, fig. 3. Do et al. 2015: 131, fig. 7f.

Material examined. Specimens from Tam Xang Cave, Thakhek District, Khammouan Province (Fig. 3D).

Distribution. Vietnam (Zilch 1973b, Do et al. 2015).

Subclass Caenogastropoda
Cohort Sorbeoconcha
Subcohort Hypsogastropoda
Superfamily Truncatelloidea
Family Assimineidae H. Adams & A. Adams, 1856
***Acmella* Blanford, 1869**

***Acmella* sp.**

Material examined. Specimens from Tam Mungkorn Cave, Khamkeut District, Bolikhamxay Province (Fig. 3E).

Remarks. These specimens are small, rather thick and hardly translucent. The species differs from *Georissa decora* in having a dull, relatively smooth shell surface with thin and inconspicuous growth lines only, and spiral sculpture absent, while the former species has very strong and prominent spiral ridges.

Grade Architaenioglossa
Superfamily Cyclophoroidea
Family Cyclophoridae Gray, 1847
Subfamily Alycaeinae Blanford, 1864
***Alycaeus* Gray, 1850**

***Alycaeus mouhoti* Pfeiffer, 1863**

Alycaeus mouhoti Pfeiffer, 1863a[1862]: 275, pl. 36, figs 1, 2. Type locality: Lao Mountains, Camboja [Cambodia or Laos]. Pfeiffer 1863b: 228, 229, pl. 59, figs 9–11. Kobelt 1902a: 347. Saurin 1953: 113.

Material examined. Syntypes NHMUK 20170120 from “Lao Mountains” (3 shells; Fig. 4A). Specimens from Tam Phatok Cave, Ngoy District, Luang Phrabang Province (Fig. 4B).

Distribution. Laos (Kobelt 1902a, Saurin 1953).

Alycaeus rolfbrandti Maassen, 2006

“*Alycaeus carinata* Brandt”: unpublished name [not Maassen (2006b: 137, 138, figs 10–13)].

Alycaeus rolfbrandti Maassen, 2006b: 136, 137, figs 6–9. Type locality: limestone hills 20 km E. of Takek, Laos [Thakhek District, Khammouan Province, Laos]. Páll-Gergely et al. 2017b: 10, fig. 3b.

Material examined. Holotype RMNH 104423 Brandt ex. Hemmen collection figured in Maassen (2006b: figs 6–9) and paratype RMNH 104425 (1 shell). Specimens from Tam Xieng Liab Cave, Thakhek District, Khammouan Province (Fig. 3F).

Distribution. Known from the limestone karsts in Khammouan and Bolikhamxay Provinces, Laos (Maassen 2006b).

Remarks. Brandt collects these shells in November 1963 from Laos and recognised this as a new species, but the finding was not published. Later, Maassen (2006b) described this species from Brandt’s specimens in the Hemmen collection.

Alycaeus vanbuensis Bavay & Dautzenberg, 1900

Alycaeus (*Dyoryx* [sic]) *vanbuensis* Bavay & Dautzenberg, 1900b: 120. Type locality: Van-Bu, Tonkin [Van Ban District, Lao Cai Province, Vietnam].

Alycaeus (*Dioryx*) *vanbuensis*: Bavay and Dautzenberg 1900a: 455, 456, pl. 11, figs 19–21.

Dioryx vanbuensis: Kobelt 1902a: 340. Do et al. 2015: 120, fig. 2c.

Alycaeus vanbuensis: Páll-Gergely et al. 2017b: 10, fig. 3c.

Material examined. Syntype MNHN-IM-2000-31798 from “Van Bu” (1 shell; Fig. 4C). Specimens from Tam Ka Rao Cave, Ban Nam Air village, Vieng Phouka District, Luang Namtha Province (Fig. 4D). Specimens from Tam Phatok Cave, Ngoy District, Luang Phrabang Province (Fig. 4E).

Distribution. Vietnam (Kobelt 1902a, Do et al. 2015).

Dicharax* Kobelt & Möllendorff, 1900**Dicharax abdoui* Páll-Gergely, 2017**

Dicharax abdoui Páll-Gergely in Páll-Gergely et al. 2017b: 14, fig. 6. Type locality: approx. 9 km northeast of Thakhek, Khammouane Province, Laos.

Material examined. Holotype MNHN IM-2012-27329 (Fig. 4F).

Distribution. Known only from the type locality in Laos (Páll-Gergely et al. 2017b).

Remarks. No material of this species was found, and only the type specimens were examined.

***Dicharax depressus* (Bavay & Dautzenberg, 1912)**

Alycaeus depressus Bavay & Dautzenberg, 1912: 51–52, pl. 6, figs 10–13. Type locality: Pac-Kha, Tonkin [Pa Kha in Long Luong Commune, Van Ho District, Son La Province, Vietnam]. Saurin 1953: 113.

Dicharax depressus: Páll-Gergely et al. 2017b: 43–45, figs 12e, f, 13d, 28e–h, 29e, f, 31a–c.

Material examined. Syntype MNHN IM-2012-27165 from “Pac-Kha, Tokin” (1 shell; Fig. 5A).

Distribution. Laos and Vietnam (Saurin 1953, Páll-Gergely et al. 2017b).

Remarks. No material of this species was found, and only the type specimen was examined.

***Dicharax fimbriatus* (Bavay & Dautzenberg, 1912)**

Alycaeus [sic] (*Charax*) *fimbriatus* Bavay & Dautzenberg, 1912: 52–53, pl. 6, figs 14–17. Type locality: Pac-Kha [Pa Kha in Long Luong Commune, Van Ho District, Son La Province, Vietnam].

Charax fimbriatus: Saurin 1953: 113.

Chamalycaeus aff. *fimbriatus*: Solem 1966: 12.

Dicharax fimbriatus: Páll-Gergely et al. 2017b: 54–61, figs 13e, 35–37, 38a–d, 39.

Material examined. Syntype MNHN IM-2012-27166 from “Pac-Kha” (1 shell; Fig. 5B).

Distribution. China, Laos, Thailand and Vietnam (Saurin 1953, Solem 1966, Páll-Gergely et al. 2017b).

Remarks. No material of this species was found, and only the type specimen was examined.

Dioryx* Benson, 1859**Dioryx bacca* (Pfeiffer, 1863)**

Alycaeus (*Dioryx*) *bacca* Pfeiffer, 1863a[1862]: 275, 276. Type locality: Lao Mountains, Camboja [Cambodia or Laos]. Pfeiffer 1863b: 229, pl. 59, figs 12–14.

Dioryx bacca: Kobelt 1902a: 337. Solem 1966: 12. Páll-Gergely et al. 2017b: 10.

Material examined. Specimen NHMUK 1903.7.1.2714 from “Lao Mts.” (1 shell; Fig. 5C) Specimens from Ban Homexay village, road to Laos-Thailand border, Ngeun District, Xayaboury Province (Fig. 5D).

Distribution. Laos and Thailand (Kobelt 1902a, Solem 1966).

***Dioryx cariniger* Möllendorff, 1897**

Dioryx cariniger Möllendorff, 1897: 41. Type locality: Prope Oppidum Luang-Prabang in regione Laos dicta [near Luang Phrabang District, Luang Phrabang Province, Laos]. Kobelt 1902a: 337. Zilch 1957: 141, pl. 5, fig. 1. Páll-Gergely et al. 2017b: 10.

Material examined. Lectotype SMF 171804 (Fig. 5E) and paralectotype 109264 (1 shell). Specimens from Tam Xieng Liab Cave, Thakhek District, Khammouan Province (Fig. 5F).

Distribution. Laos (Kobelt 1902a).

***Dioryx messengeri* (Bavay & Dautzenberg, 1900)**

Alycaeus (*Dioryx*) *messengeri* Bavay & Dautzenberg, 1900b: 119. Type locality: That-Khe [That Khe Town, Trang Dinh District, Lang Son Province, Vietnam]. Bavay and Dautzenberg 1900a: 453, pl. 11, figs 7, 8.

Dioryx messengeri: Kobelt 1902a: 339. Do et al. 2015: 118, 120, fig. 2b. Páll-Gergely et al. 2017b: 10, fig. 4b.

Material examined. Syntype MNHN-IM-2000-31785 from “That-Khe” (1 shell; Fig. 6A). Specimen CUMZ from Tam Pou Kham Cave, Vangvieng District, Vientiane Province (Fig. 6B).

Distribution. Vietnam (Kobelt 1902a, Do et al. 2015).

Remarks. This species has a shell morphology very similar to *Dioryx bacca*, except it has a relatively larger shell and a shorter sutural tube.

Metalycaeus* Pilsbry, 1900**Metalycaeus heudei* (Bavay & Dautzenberg, 1900)**

Alycaeus (*Charax*) *heudei* Bavay & Dautzenberg, 1900b: 121, 122. Type locality: Haut-Tonkin [North Vietnam]. Bavay and Dautzenberg 1900a: 458–460, pl. 11, figs 15–18.

Alycaeus (*Dicharax*) *heudei*: Kobelt 1902a: 372.

Metalycaeus heudei: Páll-Gergely et al. 2017b: 74–84, figs 49c, d, 50–52, 53c, d.

Material examined. Syntype MNHN IM-2012-27169 from “Haut-Tonkin” (1 shell; Fig. 6C).

Distribution. China, Laos and Vietnam (Páll-Gergely et al. 2017b).

Remarks. No material of this species was found, and only the type specimen was examined.

***Metalycaeus laosensis* Páll-Gergely, 2017**

Metalycaeus laosensis Páll-Gergely in Páll-Gergely et al. 2017b: 86, 87, fig. 47c. Type locality: old forest near stream approx. 1 km southwest of a stream and Nam Ou (river) confluence, Phongsaly Province, Laos.

Material examined. Holotype MNHN IM-2012-27172 (Fig. 6D).

Distribution. Known from several localities in Phongsaly Province, Laos (Páll-Gergely et al. 2017b).

Remarks. No material of this species was found, and only the type specimens were examined.

Subfamily Cyclophorinae Gray, 1847***Cyclophorus* Montfort, 1810*****Cyclophorus floridus* (Pfeiffer, 1855)**

Cyclostoma (*Cyclophorus*) *floridum* Pfeiffer, 1855[1854]: 300. Type locality: unknown.

Cyclophorus (*Cyclophorus*) *floridus*: Kobelt 1902a: 138.

Material examined. Specimens from Ban Na Phong village, Pakkading District, Bolikhamxay Province (Fig. 6E).

Distribution. Thailand (Kobelt 1902a).

***Cyclophorus franzhuberi* Thach, 2017**

Cyclophorus franzhuberi Thach, 2017: 14, figs 54–56. Type locality: Thakhek, Khammouane Province, Central Laos.

Material examined. Holotype MNHN-IM-2000-33194 (Fig. 6F).

Distribution. Known only from the type locality in Laos (Thach 2017).

Remarks. No material of this species was found, and only the type specimens were examined.

***Cyclophorus fulguratus* (Pfeiffer, 1854)**

Cyclostoma (*Cyclophorus*) *fulguratum* Pfeiffer, 1854[1852]: 63. Type locality: unknown.
Cyclophorus fulguratus: Pfeiffer 1869: 440, 441, pl. 98, figs 1, 2. Nantararat et al. 2014: 11, fig. 8a, b.

Cyclophorus (*Glossostylus*) *fulguratus*: Kobelt 1902a: 112. Solem 1966: 10.

Material examined. Lectotype NHMUK 20130117/1 and paralectotypes NHMUK 20130117/2-3 (2 shells) figured in Nantararat et al. (2014: fig. 8a, b). Specimens from Hot Spring, Ban Napair, Lak 20, Khamkeut District, Bolikhamxay Province (Fig. 7A).

Distribution. Myanmar, Thailand and Vietnam (Kobelt 1902a, Solem 1966).

***Cyclophorus khongensis* Thach & Huber, 2017**

Cyclophorus khongensis Thach & Huber in Thach, 2017: 14, 15, figs 59–61. Type locality: Khong Island on Mekong River, Champasak Province, South Laos [Khong District, Champasak Province, Laos].

Material examined. Holotype MNHN-IM-2000-33202 (Fig. 7B).

Distribution. Known only from the type locality in Laos (Thach 2017).

Remarks. No material of this species was found, and only the type specimens were examined.

***Cyclophorus mansuyi* Dautzenberg & Fischer, 1908**

Cyclophorus mansuyi Dautzenberg & Fischer, 1908: 204, 205, pl. 8, figs 1–4. Type locality: Quang-Huyen [Quang Uyen District, Cao Bang Province, Vietnam].

Material examined. Syntype MNHN-IM-2000-33835 from “Quang-Huyen” (1 shell; Fig. 7C). Specimens from Tam Mungkorn Cave, Khamkeut District, Bolikhamxay Province (Fig. 7D).

Distribution. Known only from the type locality in Vietnam (Dautzenberg and Fischer 1908).

***Cyclophorus orthostylus* Möllendorff, 1898**

Cyclophorus (*Litostylus*) *orthostylus* Möllendorff, 1898: 80, 81. Type locality: Boloven [Boloven Plateau, Paksong District, Champasak Province, Laos]. Kobelt 1902a: 101, 102. Zilch 1956a: 34.

Material examined. Lectotype SMF 34719 (Fig. 7E). Specimen from Ban Phone village, Lamam District, Sekong Province (Figs 7F, 8A).

Distribution. Laos and Vietnam (Kobelt 1902a, Zilch 1956a)

***Cyclophorus siamensis* (Sowerby I, 1850)**

Cyclostoma siamense Sowerby I, 1850: 158, pl. 31a, figs 292, 293. Type locality: Siam [Thailand].

Cyclophorus (*Salpingophorus*) *siamensis*: Kobelt 1902a: 132, 133.

Cyclophorus siamensis: Nantararat et al. 2014: 23, fig. 20a, b.

Material examined. Lectotype NHMUK 20130088/1 and paralectotype NHMUK 20130088/2 (1 shell) figured in Nantararat et al. (2014: fig. 20a, b). Specimens from Ban Na Phong village, Pakkading District, Bolikhamxay Province (Figs 8B, 18A).

Distribution. India and Thailand (Kobelt 1902a, Nantararat et al. 2014).

***Cyclophorus volvulus* (Müller, 1774)**

Helix volvulus Müller, 1774: 82. Type locality: unknown.

Cyclophorus (*Cyclophorus*) *volvulus*: Kobelt 1902a: 143, 144.

Cyclophorus volvulus: Do et al. 2015: 120, 122, fig. 3b.

Material examined. Specimens from Pathoumphone District, Champasak Province (Figs 8C, 18B).

Distribution. Malaysia, Thailand and Vietnam (Kobelt 1902a, Do et al. 2015).

Cyclotus* Swainson, 1840**Cyclotus bernardii* (Pfeiffer, 1862)**

Rhiostoma bernardii Pfeiffer, 1862: 45, 46, pl. 6, fig. 5. Type locality: Siam [Thailand].
Kobelt 1902a: 177.

Material examined. Specimens from unknown locality NHMUX ex. Cuming collection (1 shell; Fig. 8D). Specimens from Ban Phone Pai village, Bachiang District, Champasak Province (Fig. 8E).

Distribution. Thailand (Kobelt 1902a)

***Cyclotus porrectus* Möllendorff, 1898**

Cyclotus (Procyclus) porrectus Möllendorff, 1898: 84. Type locality: Boloven [Boloven Plateau, Paksong District, Champasak Province, Laos]. Kobelt 1902a: 207. Kobelt 1912: 852, 853, pl. 128, figs 21–23. Zilch 1956b: 188.

Material examined. Holotype SMF 132373 (Fig. 8F).

Distribution. Laos (Kobelt 1902a).

Remarks. No material of this species was found, and only the type specimen was examined.

Lagocheilus* Blanford, 1864**Lagocheilus conicus* (Martens, 1860)**

Cyclotus conicus Martens, 1860: 10. Type locality: Siam [Thailand].
Japonia (Lagochilus [sic]) conica: Kobelt 1902a: 40.

Material examined. Specimens from Tam Xieng Liab Cave, Thakhek District, Khammouan Province (Fig. 9A).

Distribution. Thailand (Kobelt 1902a).

***Lagocheilus klobukowskii* (Morlet, 1885)**

Cyclophorus klobukowskii Morlet, 1885[1884]: 391, 392, pl. 12, fig. 1. Type locality: Près des rapides de Kamchay, aux environs de la grotte de Kébal-Réméas (route de Kampot à Hatien); trouvé communément sur les montagnes, dans les forêts,

jusqu'à Compong-Som, et sur les rives de Tap-Chéang [In the area of Preah Siha-nouk and Kampot Provinces, Cambodia].

Japonia (*Lagochilus* [sic]) *klobukowskii*: Kobelt 1902a: 46, 47.

Material examined. Syntype MNHN-IM-2000-26699 (1 shell; Fig. 9B). Specimens from Tam Pew Cave, Kham District, Xieng Khaung Province (Figs 9C, 18C).

Distribution. Cambodia (Kobelt 1902a).

Lagocheilus landesi (Morlet, 1885)

Cyclophorus landesi Morlet, 1885[1884]: 392, 393, pl. 11, figs 5, 5a. Type locality: extrémité de la chaîne de l'Éléphant, non loin de la mer [probably refers to the Damrei Mountains, south of Cardamom Ranges, Cambodia].

Japonia (*Lagochilus* [sic]) *landesi*: Kobelt 1902a: 47.

Material examined. Specimens from km 30, Laos-Vietnam border road, Yommalath District, Khammouan Province (Fig. 9D).

Distribution. Cambodia (Kobelt 1902a).

Lagocheilus laomontanus (Pfeiffer, 1863)

Cyclophorus laomontanus Pfeiffer, 1863a[1862]: 276. Type locality: Lao Mountains, Camboja [Cambodia or Laos].

Japonia (*Lagochilus* [sic]) *laomontana*: Kobelt 1902a: 47.

Material examined. Possible syntypes NHMUK ex. Cuming collection from "Lao Mountains, Camboja" (2 shells; Fig. 9E, F).

Distribution. Laos (Kobelt 1902a).

Remarks. No material of this species was found, and only the possible type specimens were examined. This species has a shell morphology very similar to *Lagocheilus klobukowskii*. Further taxonomic revision is needed to clarify their taxonomic statuses.

Lagocheilus michau (Crosse & Fischer, 1863)

Leptopoma michau Crosse & Fischer, 1863b: 367–369, pl. 14, fig. 7. Type locality: insula Poulo-Condor dicta, Cochinchine [Con Dao Islands, Ba Ria-Vung Tau Province, Vietnam].

Japonia (*Japonia*) *michau*: Kobelt 1902a: 62.

Material examined. Specimens from Nam Ork Roo, Ban Nathong village, Nam District, Oudomxay Province (Fig. 10A).

Distribution. Vietnam (Kobelt 1902a).

Lagocheilus scissimargo (Benson, 1856)

Cyclophorus (?) *scissimargo* Benson, 1856a: 228. Type locality: Phie Than vallis Tenasserim [Payathonzu or Phaya Thone Zu Town, Kyain Seikgyi Township, Kawkaeik District, Kayin State, Myanmar].

Cyclophorus scissimargo: Pfeiffer 1860b: 144, pl. 37, figs 19–21.

Japonia (*Lagocheilus* [sic]) *scissimargo*: Kobelt 1902a: 53, 54.

Lagocheilus [sic] *scissimargo*: Saurin 1953: 113.

Japonia scissimargo: Do et al. 2015: 122.

Material examined. Specimens from Tam Xang Cave, Thakhek District, Khammouan Province (Fig. 10B).

Distribution. Cambodia, Laos, Myanmar and Vietnam (Kobelt 1902a, Saurin 1953, Do et al. 2015).

Remarks. This species is the type species of *Lagocheilus* Blanford, 1864.

Laotia Saurin, 1953

Laotia pabiensis Saurin, 1953

Laotia pabiensis Saurin, 1953: 113, 114, pl. 4, figs 1a–c, 2a–c. Type locality: environs du village méo de Pah Hia, à 100 kilomètres au Sud de Xieng-Khouang, chef-lieu de la province du Tran Ninh, Laos [probably refers to Ban Namthong, Longchaeng District, Xaisomboun Province, Laos]. Páll-Gergely 2014: 290, figs 1, 2.

Material examined. Syntypes MNHN-IM-2000-28217 from “Pah Hia” (2 shells; Fig. 10C).

Distribution. Known only from the type locality in Laos (Saurin 1953).

Remarks. No material of this species was found, and only the type specimens were examined. For the current interpretation of Pa Hia, see Páll-Gergely et al. (2016: 13).

Leptopoma* Pfeiffer, 1847**Leptopoma annamiticum* Möllendorff, 1900**

Leptopoma (*Trocholeptopoma*) *annamiticum* Möllendorff, 1900: 134. Type locality: Insel Bay-Min [Bay Min Island, Ha Long Provincial, Quang Ninh Province, Vietnam]. Kobelt 1902a: 18. Zilch 1954b: 147, pl. 16, fig. 48. Solem 1966: 9.

Material examined. Lectotype SMF 126975 (Fig. 10D) and paralectotypes SMF 126976 (1 shell), SMF 126977 (3 shells). Specimens from km 30, Laos-Vietnam border road, Yommalath District, Khammouan Province (Fig. 10E).

Distribution. Thailand and Vietnam (Kobelt 1902a, Solem 1966).

Ptychopoma* Möllendorff, 1885**Ptychopoma bathyschisma* (Möllendorff, 1898)**

Pterocyclus [sic] *bathyschisma* Möllendorff, 1898: 82, 83. Type locality: Boloven [Boloven Plateau, Paksong District, Champasak Province, Laos]. Kobelt 1902a: 162. Kobelt 1911: 743, pl. 108, figs 4–6.

Pterocyclus bathyschisma: Zilch 1956b: 171, 172, pl. 12, fig. 1.

Ptychopoma bathyschisma: Foon 2015: 7–10, fig. 2.

Material examined. Lectotype SMF 130360 (Fig. 10F) and paralectotypes SMF 130361 (2 shells).

Distribution. Laos (Foon 2015).

Remarks. No material of this species was found, and only the type specimens were examined.

Rhiostoma* Benson, 1860**Rhiostoma marioni* (Ancey, 1898)**

Pterocyclus marioni Ancey, 1898: 137, pl. 9, fig. f. Type locality: Luang-prabang, Laos and Mont Hou, Tonkin [Luang Phrabang Province, Laos and Muang Khua District, Phongsaly Province, Laos]. Wood and Gallichan 2008: 64, pl. 25, figs 3, iv (label).

Pterocyclus [sic] *marioni*: Kobelt 1911: 757.

Material examined. Syntype NMW 1955.158.24090 from “Luang-prabang, Laos” (1 shell; Fig. 11A). Specimens from Ban Homexay village road to Laos-Thailand border, Ngeun District, Xayaboury Province (Figs 11B, 18E).

Distribution. Laos (Kobelt 1911).

***Rhiostoma morleti* Dautzenberg & Fischer, 1906**

Rhiostoma morleti Dautzenberg & Fischer, 1906[1905]: 429–431, pl. 10, figs 1–4.

Type locality: Luang-Prabang, Laos; Ha Giang, Tonkin [Ha Giang Province, Vietnam]. Kobelt 1911: 755, 756, pl. 110, figs 1–4.

Material examined. Syntype MNHN-IM-2000-20961 from “Laos” (1 shell; Fig. 11C). Specimens from Wat Pathammawath Sen Oudom, Lak 20 village, Khamkeut District, Bolikhamxay Province (Fig. 11D).

Distribution. Laos and Vietnam (Kobelt 1911).

***Rhiostoma* sp.**

Material examined. Specimens from limestone outcrops in Ngoy Town, Ngoy District, Luang Phrabang Province (Figs 11E, 18F).

Remarks. These specimens differ from *Rhiostoma morleti*, *R. marioni*, *R. christae* Thach, 2016 and *R. herosae* Thach & Huber in Thach, 2017 from Laos and Vietnam in having a long, descending and curved detached-whorl (proboscis-like detached-whorl), an aperture opened subventrally, and with a short and complete tubular accessory respiratory structure close to the aperture. In contrast, these four nominal species have a short to absent detached-whorl, a complete tubular or canal-like accessory respiratory structure, and an aperture opened laterally.

Scabrina* Blanford, 1863**Scabrina laotica* Möllendorff, 1897**

Scabrina laotica Möllendorff, 1897: 35. Type locality: Prope Luang-Prabang region is Lao [Luang Phrabang Province, Laos]. Kobelt 1902a: 89. Zilch 1955: 206, pl. 15, fig. 59.

Material examined. Lectotype SMF 128489 figured in Zilch (1955: pl. 15, fig. 59) and paralectotype SMF 128490 (1 shell). Specimens from limestone hills at Ban Oudom village, Pakbeg District, Oudomxay Province (Fig. 11F).

Distribution. Laos (Kobelt 1902a).

***Scabrina patera* (Pfeiffer, 1854)**

Cyclostoma (?) *patera* Pfeiffer, 1854[1852]: 61. Type locality: unknown.
Scabrina patera: Kobelt 1902a: 90.

Material examined. Specimens NHMUK ex. Cuming collection from “Lao Mountain” (4 shells; Fig. 12A). Specimens from Ban Nong Tang village, Phookood District, Xieng Khaung Province (Fig. 12B, C).

Distribution. Southern India, Cambodia, Laos and Myanmar (Kobelt 1902a).

Scabrina vanbuensis (Smith, 1896)

Pterocyclus [sic] *vanbuensis* Smith, 1896: 130. Type locality: Vanbu, Tonkin [Van Ban District, Lao Cai Province, Vietnam].

Scabrina vanbuensis: Kobelt 1902a: 90, 91. Do et al. 2015: 124, fig. 4f.

Material examined. Syntypes NHMUK 1896.1.25.7-8 from “Vanbu, Tonkin” (2 shells; Fig. 12D). Specimens from Ban Naweed village, Viengxay District, Houaphanh Province (Fig. 12E).

Distribution. Vietnam (Kobelt 1902a, Do et al. 2015).

Spiraculum Pearson, 1833

Remarks. The name *Spiraculum* was nominated by Pearson (1833) with *Spiraculum hispidum* as a type species in order to replace the name *Pterocyclos* Benson, 1832. This was an invalid action and *Spiraculum* was treated as a junior subjective synonym or a subgenus to *Pterocyclos* by later authors (Benson 1836: 355–358, Pfeiffer 1852: 41, Adams and Adams 1855: 278). Blanford (1863) discovered and described the second species, *Spiraculum avanum* and thus regarded *Spiraculum* as a valid genus. Kobelt (1902a: 171) incorrectly proposed a new replacement name, *Pearsonia* to replace *Spiraculum* due to the synonym, as he stated in the footnote that “The previously used name *Spiraculum* was introduced by Pearson as a synonym of *Pterocyclos* Benson”. The name, *Pearsonia*, was subsequently adopted as a valid genus since then. However, this substitute name was invalid as the name *Spiraculum* was never preoccupied (ICZN 1999, Art. 60). Thus, *Spiraculum* is resurrected as a valid genus and *Pearsonia* is treated as a junior objective synonym to *Spiraculum*.

Spiraculum massiei Morlet, 1892

Spiraculum massiei Morlet, 1892b: 85. Type locality: Mont Pou-Khiou, dans le Laos [Pou Khiou Mountain, Khamkeut District, Bolikhamxay Province, Laos]. Morlet 1893[1892]: 323, 324, pl. 8, figs 4, 4a–c.

Pearsonia (*Pearsonia*) *massiei*: Kobelt 1902a: 174.

Material examined. Syntype MNHN-IM-2000-20837 from “Mont Pou-Khiou, dans le Laos” (1 shell; Fig. 13A). Specimens from Tam Mungkorn Cave, Khamkeut District, Bolikhamxay Province (Fig. 13B).

Distribution. Laos (Kobelt 1902a).

Spiraculum vilvensi (Thach & Huber, 2017)

Pearsonia vilvensi Thach & Huber in Thach, 2017: 16, figs 74, 75, 77. Type locality: suburb of Vang Vieng town, Vientiane Province, Central Laos [Vangvieng District, Vientiane Province, Laos].

Pearsonia “viviensis” Thach and Huber in Thach, 2017: 73 (figure captions).

Material examined. Specimen from Tam Pou Kham Cave, Vangvieng District, Vientiane Province (Fig. 12F).

Distribution. Known only from the type locality in Laos (Thach 2017).

Remarks. There are two different original spellings “*vilvensi*” in the species description and “*viviensis*” in the figure caption. However, “*viviensis*” seemed to be an inadvertent error, since the author clearly proposed this species name in honor to “Claude Vilvens”.

Spiraculum sp.

Material examined. Specimens from Ban Phone Can village, Yommalath District, Khammouan Province (Figs 13C, 18D).

Remarks. These specimens differ from *Spiraculum massiei* and *S. vilvensi* from Laos and *Pterocyclos huberi* Thach, 2015, *S. franzhuberi* (Thach, 2017) and *S. thachi* (Huber in Thach, 2017) from Vietnam in having a short complete tubular accessory respiratory structure located close to the aperture and projecting forward to the aperture. In comparison, *S. massiei* has a long complete tubular accessory respiratory structure located further away from the aperture and projecting up to the apex. *Spiraculum vilvensi* has a long complete tubular accessory respiratory structure laying in the suture and projecting backwards to the aperture, and an apertural lip expanded near the suture (see Thach (2017) for comparison). *Pterocyclos huberi* has an expanded lip forming a canal-like accessory respiratory structure and projecting forward to the aperture. *Spiraculum franzhuberi* and *S. thachi* have both an expanded lip forming a canal-like accessory respiratory structure and a short tubular accessory respiratory structure located away from the aperture (see Thach (2017) for comparison).

Family Diplommatinidae Pfeiffer, 1857***Diplommatina* Benson, 1849*****Diplommatina belonis* Möllendorff, 1900**

Diplommatina belonis Möllendorff, 1900: 137. Type locality: Touranne [Danang Province, Vietnam]. Bavay and Dautzenberg 1904[1903]: 223, pl. 10, figs 9–12.

Diplommatina (Diplommatina) belonis: Kobelt 1902a: 426. Zilch 1953a: 19, pl. 8, fig. 124.

Material examined. Lectotype SMF 105380 figured in Zilch (1953a: pl. 8, fig. 124) and paralectotype SMF 105381 (13 shells). Specimens from limestone near Tam Tarn Kaison Cave, Viengxay District, Houaphanh Province (Fig. 13D).

Distribution. Vietnam (Kobelt 1902a).

***Diplommatina bifissurata* Bavay & Dautzenberg, 1912**

Diplommatina bifissurata Bavay & Dautzenberg, 1912: 45, 46, pl. 5, figs 9, 10. Type locality: Nat-Son [Nat Son Commune, Kim Boi District, Hoa Binh Province, Vietnam], Cam-Duong [Cam Duong Commune, Lao Cai City, Lao Cai Province, Vietnam], Phong-Tho [Phong Tho District, Lai Chau Province, Vietnam].

Material examined. Syntype MNHN-IM-2000-32429 from “Nat-Son” (1 shell; Fig. 13E). Specimens from Ban Naweed village, Viengxay District, Houaphanh Province (Fig. 13F).

Distribution. Known from several localities in Vietnam (Bavay and Dautzenberg 1912).

***Diplommatina clausilioides* Bavay & Dautzenberg, 1912**

Diplommatina clausilioides Bavay & Dautzenberg, 1912: 42, pl. 5, figs 3, 4. Type locality: Muong-Hum [Muong Hum Commune, Bat Xat District, Lao Cai Province, Vietnam]. Do et al. 2015: 124, fig. 5b.

Material examined. Syntype MNHN-IM-2000-32430 from “Muong-Hum” (1 shell; Fig. 14A). Specimens from Tam Phatok Cave, Ngoy District, Luang Phrabang Province (Fig. 14B).

Distribution. Vietnam (Do et al. 2015).

***Diplommatina lemyrei* Bavay & Dautzenberg, 1904**

Diplommatina lemyrei Bavay & Dautzenberg, 1904[1903]: 227, pl. 11, figs 5, 6. Type locality: That-Khé [That Khe Town, Trang Dinh District, Lang Son Province, Vietnam]. Saurin 1953: 113.

Material examined. Syntype MNHN-IM-2000-32416 from “That-Khé” (1 shell; Fig. 14E).

Distribution. Laos and Vietnam (Bavay and Dautzenberg 1904, Saurin 1953).

Remarks. No material of this species was found, and only the type specimen was examined.

***Diplommatina messengeri* Ancey, 1904**

Diplommatina (Sinica) messengeri Ancey in Bavay and Dautzenberg 1904[1903]: 224, 225, pl. 11, figs 1, 2. Type locality: Backan et That-Khé, Tonkin [Bac Kan Province and That Khe Town, Trang Dinh District, Lang Son Province, Vietnam]. Wood and Gallichan 2008: 66.

Diplommatina messengeri: Saurin 1953: 113. Do et al. 2015: 126, fig. 5d.

Material examined. Syntype MNHN-IM-2000-9668 from “Haut-Tonkin, Bac-Kan et That-Khé” (1 shell; Fig. 14C). Specimens from limestone cliff near Tam Tarn Kaison Cave, Viengxay District, Houaphanh Province (Fig. 14D).

Distribution. Laos and several localities in Vietnam (Saurin 1953, Do et al. 2015).

Remarks. For the correct authorship of the name, see Wood and Gallichan (2008: 66).

***Diplommatina rotundata* Saurin, 1953**

Diplommatina rotundata Saurin, 1953: 114, 115, pl. 4, fig. 3a, b. Type locality: environs du village méo de Pah Hia, à 100 kilomètres au Sud de Xieng-Khouang, chef-lieu de la province du Tran Ninh, Laos [probably refers to Ban Namthong, Longchaeng District, Xaisomboun Province, Laos].

Distribution. Known only from the type locality in Laos (Saurin 1953).

Remarks. No material of this species was found, and the type specimen could not be traced. This species was figured in Saurin (1953: pl. 4, fig. 3a, see Fig. 17A). For the current interpretation of Pa Hia, see Páll-Gergely et al. (2016: 13).

***Diplommatina* sp.**

Material examined. Specimens from limestone cliff near Tam Tarn Kaison Cave, Viengxay District, Houaphanh Province (Fig. 14F).

Remarks. These specimens differ from *Diplommatina bifissurata* in having less whorls (5 or 6), a circular aperture without anterior canal and protrusion, and with a strong columella tooth, while the latter species has 8 whorls, an anterior canal well developed resulting in a short protrusion on apertural lip, and with a small columellar tooth.

Family Pupinidae Pfeiffer, 1853***Pollicaria* Gould, 1856*****Pollicaria mouhoti* (Pfeiffer, 1863)**

Hybocystis mouhoti Pfeiffer, 1863a[1862]: 276, pl. 36, fig. 13. Type locality: Lao Mountains, Camboja [Cambodia or Laos]. Pfeiffer 1863b: 227, 228, pl. 59, figs 5–8.

Pollicaria mouhoti: Kobelt 1902a: 290. Kongim et al. 2013: 31, 32, figs 2b, 3a–e, 4h, i, 6b.

Material examined. Lectotype NHMUK 20130071/1 (Fig. 15A) and paralectotype NHMUK 20130071/2 (1 shell).

Distribution. Thailand and probably in Cambodia and Laos (Kobelt 1902a, Kongim et al. 2013).

Remarks. No material of this species was found, and only the type specimens were examined.

***Pollicaria myersii* (Haines, 1855)**

Cyclostoma myersii Haines, 1855: 157, pl. 5, figs 9–11. Type locality: Siam [Thailand].

Pollicaria myersi [sic]: Kobelt 1902a: 290.

Pollicaria myersii: Solem 1966: 13. Kongim et al. 2013: 30, figs 2a, 4f, g, 6a.

Material examined. Specimens from Ban Phone Can village, Yommalath District, Khammouan Province (Figs 15B, 18G).

Distribution. Laos and Thailand (Kobelt 1902a, Solem 1966, Kongim et al. 2013).

Pseudopomatias Möllendorff, 1885***Pseudopomatias linanprietoae* Páll-Gergely, 2015**

Pseudopomatias linanprietoae Páll-Gergely in Páll-Gergely et al. 2015a: 35, figs 6d, 9g.
Type locality: Laos, Luang Prabang Prov., Nong Kiau [Ngyoy District, Luang Phrabang Province, Laos].

Material examined. Holotype HNHM 98835 (Fig. 15C).

Distribution. Known only from the type locality in Laos (Páll-Gergely et al. 2015).

Remarks. No material of this species was found, and only the type specimens were examined.

***Pseudopomatias sophiae* Páll-Gergely, 2015**

Pseudopomatias sophiae Páll-Gergely in Páll-Gergely et al. 2015a: 41, figs 6b, 9f. Type locality: Tonkin, Trinh-Thuong [Bat Xat District, Lao Cai Province, Vietnam]. Do et al. 2015: 128, fig. 7b.

Material examined. Holotype NHMUK 1910.1.21.2 (Fig. 15D). Specimens from Nam Ork Roo, Ban Nathong village, Namo District, Oudomxay Province (Fig. 15E).

Distribution. Vietnam (Do et al. 2015, Páll-Gergely et al. 2015).

Pupina* Vignard, 1829**Pupina brachysoma* Ancey, 1904**

Pupina brachysoma Ancey in Bavay and Dautzenberg 1904[1903]: 230, 231, pl. 10, figs 15, 16. Type locality: Haut Tonkin [North Vietnam]. Wood and Gallichan 2008: 31, pl. 25, figs 5, vi (label).

Material examined. Specimens from Nam Ork Roo, Ban Nathong village, Namo District, Oudomxay Province (Fig. 15F).

Distribution. Laos and Vietnam (Wood and Gallichan 2008).

Remarks. For the correct authorship of the name, see Wood and Gallichan (2008: 31).




Figure 3. **A** *Aphanoconia hungerfordiana*, CUMZ collection **B** *Calybiium massiei*, CUMZ collection **C** *Geotrochatella mouhoti*, CUMZ collection **D** *Georissa decora*, CUMZ collection **E** *Acmeilla* sp., CUMZ collection **F** *Alycaeus rolfbrandti*, CUMZ collection.




Figure 4. **A, B** *Alycaeus mouhoti* **A** syntype NHMUK 20170120 and **B** CUMZ collection **C–E** *Alycaeus vanbuensis* **C** syntype MNHN-IM-2000-31798 and **D, E** CUMZ collection **F** *Dicharax abdoui*, holotype MNHN-IM-2012-27329. Photo: B. Páll-Gergely (**F**).




Figure 5. **A** *Dicharax depressus*, syntype MNHN-IM-2012-27165 **B** *Dicharax fimbriatus*, syntype MNHN-IM-2012-27166 **C, D** *Dioryx bacca* **C** NHMUK 1903.7.1.2714 and **D** CUMZ collection **E, F** *Dioryx cariniger* **E** lectotype SMF 171804 and **F** CUMZ collection. Photos: B. Páll-Gergely (**A, B, E**).




Figure 6. **A, B** *Dioryx messengeri* **A** syntype MNHN-IM-2000-31785 and **B** CUMZ collection **C** *Metalycaeus heudei*, syntype MNHN-IM-2012-27169 **D** *Metalycaeus laosensis*, holotype MNHN-IM-2012-27172 **E** *Cyclophorus floridus*, CUMZ collection **F** *Cyclophorus franzhuberi*, holotype MNHN-IM-2000-33194. Photos: B. Páll-Gergely (**C, D**).




Figure 7. **A** *Cyclophorus fulguratus*, CUMZ collection **B** *Cyclophorus khongensis*, holotype MNHN-IM-2000-33202 **C, D** *Cyclophorus mansuyi* **C** syntype MNHN-IM-2000-33835 and **D** CUMZ collection **E, F** *Cyclophorus orthostylus* **E** lectotype SMF 34719 and **F** CUMZ collection.




Figure 8. **A** *Cyclophorus orthostylus*, CUMZ collection **B** *Cyclophorus siamensis*, CUMZ collection **C** *Cyclophorus volvulus*, CUMZ collection **D, E** *Cyclotus bernardii* **D** NHMUK ex Cuming collection and **E** CUMZ collection **F** *Cyclotus porrectus*, Holotype SMF 132373.




Figure 9. **A** *Lagocheilus conicus*, CUMZ collection **B, C** *Lagocheilus klobukowskii* **B** syntype MNHN-IM-2000-26699 and **C** CUMZ collection **D** *Lagocheilus landesi*, CUMZ collection **E, F** *Lagocheilus laomontanus*, possible syntypes NHMUK ex. Cuming collection.




Figure 10. **A** *Lagocheilus michauui*, CUMZ collection **B** *Lagocheilus scissimargo*, CUMZ collection **C** *Laotia pabienensis*, syntype MNHN-IM-2000-28217 **D, E** *Leptopoma annamiticum* **D** lectotype SMF 126975 and **E** CUMZ collection **F** *Ptychopoma bathyschisma*, lectotype SMF 130360.




Figure 11. **A, B** *Rhiostoma marioni* **A** syntype NMW 1955.158.24090 and **B** CUMZ collection **C, D** *Rhiostoma morleti* **C** syntype MNHN-IM-2000-20961 and **D** CUMZ collection **E** *Rhiostoma* sp., CUMZ collection **F** *Scabrina laotica*, CUMZ collection.




Figure 12. **A–C** *Scabrina patera* **A** NHMUK collection and **B, C** CUMZ collection **D, E** *Scabrina vanbuenensis* **D** syntype NHMUK 1896.1.25.7-8 and **E** CUMZ collection **F** *Spinaculum vilvensi*, CUMZ collection.




Figure 13. **A, B** *Spiraculum massiei* **A** syntype MNHN-IM-2000-20837 and **B** CUMZ collection **C** *Spiraculum* sp., CUMZ collection **D** *Diplommatina belonis*, CUMZ collection **E, F** *Diplommatina bifissurata* **E** syntype MNHN-IM-2000-32429 and **F** CUMZ collection. Photo: B. Páll-Gergely (**E**).




Figure 14. **A, B** *Diplommatina clausilioides* **A** syntype MNHN-IM-2000-32430 and **B** CUMZ collection **C, D** *Diplommatina messengeri* **C** syntype MNHN-IM-2000-9668 and **D** CUMZ collection **E** *Diplommatina lemyrei*, syntype MNHN-IM-2000-32416 **F** *Diplommatina* sp., CUMZ collection. Photos: B. Páll-Gergely (**A, C, E**).




Figure 15. **A** *Pollicaria mouhoti*, lectotype NHMUK 20130071/1 **B** *Pollicaria myersii*, CUMZ collection **C** *Pseudopomatias linanprietoae*, holotype HNHM 98835 **D, E** *Pseudopomatias sophiae* **D** holotype NHMUK 1910.1.21.2 and **E** CUMZ collection **F** *Pupina brachysoma*, CUMZ collection **G** *Pupina mouhoti*, CUMZ collection. Photo: B. Páll-Gergely (**C**).




Figure 16. **A** *Pupina verneaui*, CUMZ collection **B, C** *Pupinella frednaggsi* **B** holotype NHMUK 20170285 and **C** CUMZ collection **D** *Pupinella mansuyi*, syntype MNHN-IM-2000-30756 **E** *Vargapupa bibeli*, holotype MNHN-IM-2012-27020 **F** *Vargapupa humilis*, holotype MNHN-IM-2012-27159. Photos: B. Páll-Gergely (**E, F**).




Figure 17. Published figures of the type specimens of **A** *Diplommatina rotundata*, syntype (after Saurin (1953)) **B** *Pupisoma lignicola*, possible syntype (after Maassen (2000)) **C** *Boysidia paviei*, syntype (after Bavay and Dautzenberg (1912)) **D** *Krobylos clerxi*, holotype RMNH 109519 (after Maassen (2008) with permission) **E** *Paraboysidia wangianguensis*, holotype CUMZ-Ver 988 (after Panha et al. (2002)) **F** *Oospira bolovenica*, lectotype SMF 62250 (after Zilch (1954a) with permission) **G** *Kaliella micracyna*, syntype (after Saurin (1953)) **H** *Sitala tricincta*, syntype (after Saurin (1953)) **I** *Gyliotrachela crossei*, syntype (after Morlet (1887)) **J** *Microparmarion andamanica*, syntype (after Collinge (1901b)).




Figure 18. Living snails of **A** *Cyclophorus siamensis* **B** *Cyclophorus volvulus* **C** *Lagocheilus klobukowskii* **D** *Spiraculum* sp. **E** *Rhiostoma marioni* **F** *Rhiostoma* sp. **G** *Pollicaria myersii* **H** *Pupinella frednaggsi*. All not to scale.

***Pupina mouhoti* Pfeiffer, 1861**

Pupina mouhoti Pfeiffer, 1861a: 196. Type locality: Camboja [Cambodia]. Saurin 1953: 113.

Pupina (Tylotoechus) mouhoti: Kobelt 1902a: 317.

Material examined. Ngoy Town, Ngoy District, Luang Phrabang Province (Fig. 15G).

Distribution. Cambodia and Laos (Kobelt 1902a, Saurin 1953)

***Pupina verneau* Dautzenberg & Fischer, 1906**

Pupina verneau Dautzenberg & Fischer, 1906[1905]: 440, 441, pl. 10, figs 13–15. Type locality: Ha-Giang [Ha Giang Province, Vietnam]. Do et al. 2015: 126, fig. 6c.

Material examined. Ban Nong Kham village, Kasy District, Vientiane Province (Fig. 16A).

Distribution. Vietnam (Do et al. 2015).

Pupinella* Gray, 1850**Pupinella frednaggsi* Thach & Huber, 2017**

Pupinella frednaggsi Thach & Huber in Thach, 2017: 19, 20, figs 124–130. Type locality: suburb of Luang Phrabang, Central Laos [Luang Phrabang Province, Laos].

Material examined. Holotype NHMUK 20170285 (Fig. 16B). Specimens from Tam Phatok Cave, Ngoy District, Luang Phrabang Province (Figs 16C, 18H).

Distribution. Known only from the type locality in Laos (Thach 2017).

***Pupinella mansuyi* (Dautzenberg & Fischer, 1908)**

Eupupina mansuyi Dautzenberg & Fischer, 1908: 207, 208, pl. 6, figs 12–15. Type locality: Deux-Ponts; Quang-Huyen [Quang Uyen District, Cao Bang Province, Vietnam].

Pupina mansuyi: Saurin 1953: 113.

Pupinella mansuyi: Do et al. 2015: 128, fig. 7c.

Material examined. Syntype MNHN-IM-2000-30756 from “Deux-Ponts” (1 shell; Fig. 16D).

Distribution. Laos and Vietnam (Saurin 1953, Do et al. 2015).

Remarks. No material of this species was found, and only the type specimen was examined.

***Vargapupa* Páll-Gergely, 2015**

***Vargapupa biheli* Páll-Gergely, 2015**

Pseudopomatias fulvus: Saurin 1953: 113 [not Möllendorff (1901a)].

Vargapupa biheli Páll-Gergely in Páll-Gergely et al. 2015a: 42, fig. 8d. Type locality: Laos, Tran Ninh Province, Pa Hia, Pah Xieng Tong [probably refers to Ban Namthong, Longchaeng District, Xaisomboun Province, Laos].

Material examined. Holotype MNHN-IM-2012-27020 (Fig. 16E).

Distribution. Known only from the type locality in Laos (Páll-Gergely et al. 2015a).

Remarks. No material of this species was found, and only the type specimens were examined. Páll-Gergely et al. (2015a) described this species based on Saurin's specimens identified as "*Pseudopomatias fulvus*." For the current interpretation of Pa Hia, see Páll-Gergely et al. (2016: 13).

***Vargapupa humilis* Páll-Gergely, 2016**

Vargapupa humilis Páll-Gergely, 2016: 432, 433, figs 3a–i. Type locality: Central Laos, Luang Prabang province, just northeast of Phou Khoun [Phoukhoun District, Luang Prabang Province, Laos].

Material examined. Holotype MNHN-IM-2012-27159 (Fig. 16F).

Distribution. Known only from the type locality in Laos (Páll-Gergely 2016).

Remarks. No material of this species was found, and only the type specimens were examined.

Subclass Heterobranchia
Infraclass Euthyneura
Cohort Tectipleura
Subcohort Panpulmonata
Superorder Eupulmonata
Order Systellommatophora [= Soleolifera]
Superfamily Veronicelloidea
Family Rathouisiidae Heude, 1885
***Atopos* Simroth, 1891**

***Atopos laidlawi* Collinge, 1902**

Atopos laidlawi Collinge, 1902: 90, 91, pl. 5, figs 53–55. Type locality: Ban Kong Rah, District of Gaboing [in the area of Kabang District, Yala Province, Thailand].

Material examined. Specimen from Ngoy Town, Ngoy District, Luang Phrabang Province (Figs 19A, 55A).

Distribution. Known only from the type locality in Southern Thailand (Collinge 1902).

Family Veronicellidae Gray, 1840
***Valiguna* Grimpe & Hoffmann, 1924**

***Valiguna siamensis* (Martens, 1867)**

Vaginulus siamensis Martens, 1867: 68, pl. 5, fig. 3. Type locality: Petshaburi [Petchaburi Province, Thailand].

Semperula siamensis: Grimpe and Hoffmann 1925: 388, 390–392. Hoffmann 1925: 179–181, 256, 257. Solem 1966: 21.

Valiguna siamensis: Gomes and Thomé 2004: 595, 596.

Material examined. Specimens from Phou Thevada Hotel, Paksong District, Champasak Province (Figs 19B, 55B).

Distribution. Sri Lanka and Thailand (Solem 1966, Gomes and Thomé 2004).

Remarks. These slugs are usually found in disturbed forests, plantations and anthropogenic habitats all over Laos and Thailand.

Order Stylommatophora
Suborder Achatinina [= “Achatinoid Clade”]
Superfamily Achatinoidea
Family Achatinidae Swainson, 1840

Subfamily Achatininae Swainson, 1840***Lissachatina* Bequaert, 1950*****Lissachatina fulica* (Bowdich, 1822)**

Achatina fulica Bowdich, 1822: pl. 13, fig. 3. Type locality: unknown. Gude 1914: 340. Maassen 2001: 78. Schileyko 2011: 8.

Achatina (*Lissachatina*) *fulica*: Bequaert 1950: 50–94.

Material examined. Specimens from Vientiane Province, Laos (Fig. 20A).

Distribution. The origin of this species is probably from East Africa (Bequaert 1950). Currently it has been introduced to many tropical countries including all over Laos and Thailand.

Subfamily Glessulinae Godwin-Austen, 1920***Glessula* Martens, 1860*****Glessula kentungensis* Godwin-Austen, 1920**

Glessula kentungensis Godwin-Austen, 1920: 57, 58. Type locality: Mong Sing, Siam Boundary [Sing District, Luang Namtha Province, Laos].

Material examined. Syntypes NHMUK 1986002 from “Mong Sing, Siam Boundary” (4 shells; Fig. 20B).

Distribution. Known only from the type locality “Mong Sing, Siam Boundary” which is now located in Luang Namtha Province of Laos (Godwin-Austen 1920).

Remarks. No material of this species was found, and only the type specimens were examined.

***Glessula latestriata* Möllendorff, 1899**

Glessula latestriata Möllendorff, 1899: 166. Type locality: Kalow, Shan Staaten [Kalaw Township, Taunggyi District, Shan State, Myanmar]. Zilch 1973a: 110, pl. 5, fig. 26. Solem 1966: 93–94, pl. 2, fig. e.

Material examined. Holotype SMF 145919 figured in Zilch (1973a: pl. 5, fig. 26) and paratypes SMF 227513 (2 shells), NHMUK 1926.2.3.19-20 (2 shells; Fig. 20C). Specimens from limestone hills at Ban Oudom village, Pakbeg District, Oudomxay Province (Fig. 20D).

Distribution. Myanmar and Thailand (Zilch 1973a, Solem 1966).

***Glessula paviei* Morlet, 1893**

Glessula paviei Morlet, 1893[1892]: 321, 322, pl. 7, figs 4, 4a, b. Type locality: Muong-Lai, dans le Laos; Lai Chan, bords de la rivière Noire, Tonkin [Muong Lai, Laos and Lai Chan on the banks of Black River, Tonkin]. Saurin 1953: 113. Schilevko 2011: 11.

Material examined. Syntype MNHN-IM-2000-4668 from “Muong-Lai, dans le Laos” (1 shell; Fig. 20E). Specimens from Ban Nong Tang village, Phookood District, Xieng Khaung Province (Fig. 20F).

Distribution. Laos and Vietnam (Saurin 1953, Schilevko 2011).

Subfamily Subulininae Fischer & Crosse, 1877***Allopeas* Baker, 1935*****Allopeas gracilis* (Hutton, 1834)**

Bulimus (?) *gracilis* (?) Hutton, 1834: 84, 85, 93. Type locality: Mirzapoor; Futtehpoor Sikra; between Agra and Neemuch [refers to the area of Uttar Pradesh and Madhya Pradesh States, India].

Lamellaxis (*Allopeas*) *gracile* [sic]: Solem 1966: 94.

Allopeas gracilis: Maassen 2001: 81, 82.

Allopeas gracile [sic]: Schilevko 2011: 9. Do and Do 2014: 452, fig. 1a. Raheem et al. 2014: 117, 118, fig. 73d–f.

Material examined. Lectotype NHMUK 1856.9.15.68/1, paralectotypes 1856.9.15.68/2–11 (10 shells; Fig. 21A). Specimens from Thung Hai Hin (Plain of Jars), Phonsavanh Town, Pek District, Xieng Khaung Province (Figs 21B, C).

Distribution. All over Laos, Thailand and Vietnam (Solem 1966, Schilevko 2011).

Remarks. This species occurs in both natural and transformed anthropogenic habitats. This widespread and pan-tropical species has been introduced into many countries, including in greenhouses, and occurs throughout Laos and Thailand.

Prosopeas* Mörch, 1876**Prosopeas anceyi* Pilsbry, 1906**

Prosopeas macilentum Ancey in Bavay and Dautzenberg 1904[1903]: 220, 221, pl. 9, figs 23, 24 [non Reeve 1849: *Bulimus*, pl. 79, species 586]. Type locality: Bac-Kan [Bac Kan Province, Vietnam]. Wood and Gallichan 2008: 61.

Prosopeas anceyi Pilsbry, 1906: 33, pl. 6, figs 72, 73 [new replacement name]. Schileyko 2011: 10.

Material examined. Syntype of “*macilentum* Ancey, 1904” MNHN-IM-2000-4693 from “Bac-Kan, Tonkin” (1 shell; Fig. 21D). Specimens from Tam Xang Cave, Ban Nam Kha village, Kham District, Xieng Khaung Province (Fig. 21E).

Distribution. Vietnam (Schileyko 2011).

Prosopeas excellens Bavay & Dautzenberg, 1909

Prosopeas excellens Bavay & Dautzenberg, 1909d[1908]: 247, 248. Type locality: Phong Tho [Phong Tho District, Lai Chau Province, Vietnam], Muong Bo [probably refers to the Nam Sai Commune, Sa Pa District, Lao Cai Province, Vietnam]. Bavay and Dautzenberg 1909c: 282, 283, pl. 10, figs 11, 12. Schileyko 2011: 10.

Material examined. Syntype MNHN-IM-2000-4661 from “Muong-Bo et Phong-Tho” (1 shell; Fig. 21F). Specimens from Tarnng Kong, Ban Phak Kard village, Pek District, Xieng Khaung Province (Figs 21G, 55C).

Distribution. Vietnam (Schileyko 2011)

Prosopeas henrici (Ancey, 1898)

Stenogyra henrici Ancey, 1898: 134, 135, pl. 9, fig. e. Type locality: Luang-prabang [Luang Phrabang Province, Laos]. Wood and Gallichan 2008: 51.

Material examined. Specimens from Phou Fa Mountain, Phongsaly District, Phongsaly Province (Fig. 22A).

Distribution. Known only from the type locality in Laos (Ancey 1898).

Prosopeas turricula (Martens, 1860)

Stenogyra turricula Martens, 1860: 9. Type locality: Siam [Thailand]. Martens 1867: 82, 83, pl. 22, fig. 7.

Paropeas turricula: Maassen 2001: 81.

Material examined. Syntypes NHMUK 1895.8.1.10 from “Siam” (3 shells; Fig. 21H). Specimens from Hot Spring, Kham District, Xieng Khaung Province (Fig. 21I).

Distribution. Peninsular Malaysia and Thailand (Maassen 2001).

***Prosopeas ventrosulum* Bavay & Dautzenberg, 1909**

Prosopeas ventrosulum Bavay & Dautzenberg, 1909d[1908]: 248. Type locality: Phong Tho. Bavay and Dautzenberg 1909c: 283, pl. 10, figs 13, 14. Schileyko 2011: 10.

Material examined. Syntype MNHN-IM-2000-4666 from “Phong-To” (1 shell; Fig. 22B). Specimens from Nam Ork Roo, Ban Nathong village, Namong District, Oudomxay Province (Fig. 22C).

Distribution. Vietnam (Schileyko 2011)

Superfamily Streptaxoidea**Family Diapheridae Panha & Naggs, 2010*****Sinoennea* Kobelt, 1904*****Sinoennea euryomphala* Inkhavilay & Panha, 2016**

Sinoennea euryomphala Inkhavilay & Panha in Inkhavilay et al. 2016b: 226–229, fig. 6d–f. Type locality: Tam Pathok Cave, Ngoi District, Luang Phrabang Province, Laos.

Material examined. Holotype CUMZ 7067 (Fig. 22D).

Distribution. Known only from the type locality in Laos (Inkhavilay et al. 2016b).

***Sinoennea lizae* Maassen, 2008**

Sinoennea lizae Maassen, 2008: 235, figs 1–4. Type locality: Tam Khama, Ban Phou Lek, Vieng Phouka District, Luang Namtha Province, Laos. Inkhavilay et al. 2016b: 226, fig. 6a–c.

Material examined. Holotype RMNH 109522 figured in Maassen (2008: figs 1–2). Specimens CUMZ 7065 from Vieng Sawang village, Vieng Phouka District, Luang Namtha Province (Fig. 22E).

Distribution. Laos (Inkhavilay et al. 2016b).

Family Streptaxidae Gray, 1860***Haploptychius* Möllendorff, 1905*****Haploptychius blaisei* (Dautzenberg & Fischer, 1905)**

Streptaxis blaisei Dautzenberg & Fischer, 1905: 86, 87, pl. 3, figs 1–4. Type locality: Ile Krieu, Tonkin [Krieu Island, Ha Long Provincial, Quang Ninh Province, Vietnam].

Haploptychius blaisei: Richardson 1988: 212. Schileyko 2011: 24. Inkhavilay et al. 2016a: 36, figs 4d–f.

Material examined. Holotype MNHN-IM-2000-30866 (Fig. 22F). Specimens CUMZ 6276, 6257 from Tam Phatok, Ngoi District, Luang Phrabang Province (Fig. 22G).

Distribution. Laos and Vietnam (Schileyko 2011, Inkhavilay et al. 2016a)

Haploptychius pellucens (Pfeiffer, 1863)

Streptaxis pellucens Pfeiffer, 1863a[1862]: 273, pl. 36, fig. 6. Type locality: Lao Mountains, Camboja [Cambodia or Laos]. Pfeiffer 1871: 29, 30, pl. 115, figs 11, 12. Saurin 1953: 113.

Haploptychius pellucens: Inkhavilay et al. 2016a: 27–33, figs 2a, 3a–c, 7a, b, 8a–d, 9a–f, 10g.

Material examined. Lectotype NHMUK 20160249.1 (Fig. 23A), paralectotype NHMUK 20160249.2 (2 shells). Specimens CUMZ 6264 from Ban Homexay village road to Laos-Thailand border (40 km from Ngeun Town), Ngeun District, Xayaboury Province (Fig. 23B).

Distribution. Cambodia and several localities in Laos (Saurin 1953, Inkhavilay et al. 2016a).

Haploptychius porrectus (Pfeiffer, 1863)

Streptaxis porrecta Pfeiffer, 1863a[1862]: 273. Type locality: Lao Mountains, Camboja [Cambodia or Laos].

Haploptychius porrectus: Inkhavilay et al. 2016a: 34, 35, figs 2b, 3d–f, 7c, d, 9g–m, 10h.

Material examined. Lectotype NHMUK 20140750.1 (Fig. 23C), paralectotype NHMUK 20140750.2 (1 shell). Specimens CUMZ 6273 from Ban Nong Tang village, Phookood District, Xieng Khaung Province (Fig. 23D).

Distribution. Known from several localities in Laos (Inkhavilay et al. 2016a)

Indoartemon Forcart, 1946

Indoartemon diodonta Inkhavilay & Panha, 2016

Indoartemon diodonta Inkhavilay & Panha in Inkhavilay et al. 2016a: 46–49, fig. 6d–f. Type locality: Tam Xang, Thakhek District, Khammouan Province, Laos.

Material examined. Holotype CUMZ 6289 (Fig. 23E).

Distribution. Known only from the type locality in Laos (Inkhavilay et al. 2016a).

Indoartemon tridens (Möllendorff, 1898)

Streptaxis tridens Möllendorff, 1898: 67. Type locality: Boloven [Boloven Plateau, Paksong District, Champasak Province, Laos].

Indoartemon tridens: Schileyko 2011: 23. Inkhavilay et al. 2016a: 44–46, fig. 6c.

Material examined. Holotype SMF 108507 (Fig. 23F).

Distribution. Known only from the type locality in Laos (Inkhavilay et al. 2016a), and possibly in Vietnam (Schileyko 2011).

Remarks. No material of this species was found, and only the type specimen was examined.

Perrottetia Kobelt, 1905

Perrottetia aquilonaria Siriboon & Panha, 2013

Perrottetia aquilonaria Siriboon & Panha in Siriboon et al. 2013: 50–52, figs 3d–h, 4d–f, 5h–m, 6b. Type locality: Wat Tam Pha Plong, Chiangdao District, Chiangmai Province, Thailand. Inkhavilay et al. 2016a: 40, fig. 5e.

Material examined. Holotype CUMZ 5003 figured in Siriboon et al. (2013: fig. 3d). Specimens CUMZ 6278 from Ban Namone village, Xayaboury District, Xayaboury Province (Fig. 24A).

Distribution. Laos and Thailand (Siriboon et al. 2013, Inkhavilay et al. 2016a).

Remarks. Both species names “*aquilonaria*” and “*aquilonaris*” were presented in the original description (Siriboon et al. 2013). However, the species name “*aquilonaria*” was selected as the correct original spelling by the original authors as the first revisers in Inkhavilay et al. 2016a (ICZN 1999: Art. 24.2.4.).

Perrottetia dugasti (Morlet, 1892)

Streptaxis dugasti Morlet, 1892b: 82. Type locality: Lai-Chau, sur les bords de la Rivière Noire, Tonkin [on the banks of the Black River, Lai Chau Province, Vietnam].

Morlet 1893: 315, 316, pl. 7, figs 5, 5a, b.

Perrottetia dugasti: Schileyko 2011: 23. Inkhavilay et al. 2016a: 38, fig. 5a.

Material examined. Lectotype MNHN-IM-2000-30867 (Fig. 24B).

Distribution. Laos and Vietnam (Schileyko 2011).

Remarks. No material of this species was found, and only the type specimen was examined.

***Perrottetia megadentata* Inkhavilay & Panha, 2016**

Perrottetia megadentata Inkhavilay & Panha in Inkhavilay et al. 2016a: 42–44, fig. 6a, b. Type locality: Limestone outcrop at Ban Phone Can, Yommalat District, Khammouan Province, Laos.

Material examined. Holotype CUMZ 6286 (Fig. 24C).

Distribution. Known only from the type locality in Laos (Inkhavilay et al. 2016a).

***Perrottetia unidentata* Inkhavilay & Panha, 2016**

Perrottetia unidentata Inkhavilay & Panha in Inkhavilay et al. 2016a: 40–42, figs 5f–i, 7e, f, 10a–f, i. Type locality: limestone outcrop at Ban Nawit, Viengxay District, Houaphanh Province, Laos.

Material examined. Holotype CUMZ 6281 (Fig. 24D).

Distribution. Known only from the type locality in Laos (Inkhavilay et al. 2016a).

Suborder Helicina [= “Non-Achatinoid Clade”]

Superfamily Plectopyloidea

Family Plectopylidae Möllendorff, 1898

***Gudeodiscus* Páll-Gergely, 2013**

***Gudeodiscus messengeri raheemi* Páll-Gergely & Hunyadi, 2015**

Gudeodiscus (Gudeodiscus) messengeri raheemi Páll-Gergely & Hunyadi in Páll-Gergely et al. 2015b: 38–41, figs 5d, e, 10a, 12r–v, 20, 28e, 29f, g, 31b, 35d–f. Type locality: Thanh Hoa Province, Cam Thuy District, Fish Stream, Vietnam. Páll-Gergely et al. 2016: 3–6, figs 1c, 2b, 5g–h, 6, 9d–g.

Material examined. Holotype NHMUK 20110370.1 (Fig. 24E).

Distribution. Laos and Vietnam (Páll-Gergely et al. 2015b, 2016).

Remarks. No material of this species was found, and only the type specimens were examined.

***Gudeodiscus* sp.**

Material examined. Specimens from Ban Naweed village, Viengxay District, Houaphanh Province (Figs 24F, 55D).

Remarks. This population is very close to *Gudeodiscus messengeri*, but slightly differs in having thickened periostracum. The ribbed protoconch indicates it is a member of the genus *Gudeodiscus* (Páll-Gergely pers. comm.).

Hunyadiscus* Páll-Gergely, 2016**Hunyadiscus saurini* Páll-Gergely, 2016**

Plectopylis laomontana: Saurin 1953: 113 [not Pfeiffer (1863a)].

Hunyadiscus saurini Páll-Gergely in Páll-Gergely et al. 2016: 11–13, figs 3a, 4c, 5a, b, 11a. Type locality: Laos, Pa Hia (Ancienne Province Tran Ninh) [probably refers to Ban Namthong, Longchaeng District, Xaisomboun Province, Laos].

Material examined. Holotype MNHN-IM-2000-24947 (Fig. 25A).

Distribution. Laos (Saurin 1953, Páll-Gergely et al. 2016).

Remarks. No material of this species was found, and only the type specimens were examined. Páll-Gergely et al. (2016) described this genus and species based on Saurin's specimens identified as "*Plectopylis laomontana*". For the current interpretation of Pa Hia, see Páll-Gergely et al. (2016: 13).

Naggsia* Páll-Gergely & Muratov, 2016**Naggsia laomontana* (Pfeiffer, 1863)**

Helix laomontana Pfeiffer, 1863a[1862]: 272, pl. 36, figs 9, 10. Type locality: Lao Mountains, Camboja [Cambodia or Laos]. Pfeiffer 1863b: 216, pl. 57, figs 7–9.

Naggsia laomontana: Páll-Gergely et al. 2016: 14–23, figs 1a, b, 2a, 4d, 5e, f, 7, 8, 9a–c, 10.

Material examined. Syntypes NHMUK 2013004 from "Lao Mountains, Camboja" (3 shells; Fig. 25B). Specimens from Khaungsi waterfall, Luang Phrabang District, Luang Phrabang Province (Fig. 25C).

Distribution. Known from several localities from Luang Phrabang Province, Laos (Páll-Gergely et al. 2016).

Infraorder Succineoidei [= Elasmognatha]**Superfamily Succineoidea****Family Succineidae Beck, 1837*****Succinea* Draparnaud, 1801*****Succenia* sp.**

Material examined. Specimen from pomelo plantation near Ngoi District, Luang Phrabang Province (Fig. 55E).

Remarks. A small specimen was found on pomelo (*Citrus maxima* Merr) leaves.

Infraorder Pupilloidei [= Orthurethra]**Superfamily Pupilloidea****Family Cerastidae Wenz, 1923*****Amimopina* Solem, 1964*****Amimopina subangulata* (Pfeiffer, 1863)**

Bulimus subangulatus Pfeiffer, 1863a[1862]: 274, 275. Type locality: Lao Mountains, Camboja [Cambodia or Laos].

Amimopina subangulatus [sic]: Sutcharit et al. 2010: 255, 256, figs 1e–g, i, 2c, 3e–h.

Material examined. Lectotype NHMUK 1986166 (Fig. 25D).

Distribution. Thailand and possibly in Cambodia or Laos (Pfeiffer 1863a, Sutcharit et al. 2010).

Remarks. No material of this species was found, and only the type specimen was examined.

Family Enidae Woodward, 1903***Apoecus* Kobelt, 1902**

Remarks. All enid species from Southeast Asia have recently been assigned to the genus *Coccoderma* Möllendorff, 1901 (Schilevko 2011, Köhler et al. 2017). However, this generic name is preoccupied by *Coccoderma* Zittel, 1887 (a fossil fish) and thus is not available. Here we provisionally assigned the Laotian species to the genus *Apoecus* Kobelt, 1902 (type species *Bulimus colonus* Möllendorff, 1895 from New Guinea) which has the closest distribution range to the taxa studied (Köhler et al. 2017). However, additional anatomical and molecular studies are required to confirm the taxonomic position.

***Apoecus corti* (Bavay & Dautzenberg, 1909)**

Helix (*Buliminopsis* ?) *corti* Bavay & Dautzenberg, 1909d[1908]: 245. Type locality: Ban-Lao [Ban Lao in Muong Bum Commune, Thuan Chau District, Son La Province, Vietnam]. Bavay and Dautzenberg 1909b: 204, 205, pl. 8, figs 23, 24.

Coccoderma (?) *corti*: Schileyko 2011: 5.

Material examined. Specimen from Ban Nong Tang village, Phookood District, Xieng Khaung Province (Fig. 25E).

Distribution. Laos and Vietnam (Schileyko 2011).

***Apoecus macrostoma* (Bavay & Dautzenberg, 1912)**

Buliminus macrostoma Bavay & Dautzenberg, 1912: 25, 26, pl. 4, figs 11–13. Type locality: Muong-Hum [Muong Hum Commune, Bat Xat District, Lao Cai Province, Vietnam].

Ena macrostoma: Saurin 1953: 113.

Coccoderma macrostoma: Schileyko 2011: 6.

Material examined. Specimen from Phou Thaleang Bio-Diversity Conservation Area, Boun Neua District, Phongsaly Province (Fig. 25F).

Distribution. Laos and Vietnam (Saurin 1953, Schileyko 2011).

Family Valloniidae Morse, 1864***Pupisoma* Stoliczka, 1873*****Pupisoma lignicola* (Stoliczka, 1871)**

Pupa lignicola Stoliczka, 1871: 171, 172, pl. 7, fig. 3. Type locality: Moulmein, provincia Tenasserim [Mawlamyine Township, Mawlamyine District, Mon State]. Maassen 2000: 142, fig. 8.

Pupisoma lignicola: Gude 1914: 34, 35. Pilsbry 1920: 23, 24, pl. 2, figs 7, 10. Vermeulen and Raven 1998: 274, fig. 1.

Distribution. Widely distributed from India, Indonesia, Laos, Malaysia and Myanmar (Vermeulen and Raven 1998).

Remarks. No material of this species was found and the possible syntype specimen was figured in Maassen (2000: fig. 8; see Fig. 17B).

Family Vertiginidae Fitzinger, 1833***Angustopila* Jochum, Slapnik & Páll-Gergely, 2014*****Angustopila singuladentis* Inkhavilay & Panha, 2016**

Angustopila singuladentis Inkhavilay & Panha in Inkhavilay et al. 2016b: 224–226, figs 5a–c. Type locality: Tam Xang Lod Cave, Viengxay District, Houaphanh Province, Laos.

Material examined. Holotype CUMZ 7036 (Fig. 26A).

Distribution. Known only from the type locality in Laos (Inkhavilay et al. 2016b).

Boysidia* Ancey, 1881**Boysidia novemdentata* Saurin, 1953**

Boysidia novemdentata Saurin, 1953: 115, 116, fig. 1, and pl. 4, fig. 4a–c. Type locality: environs du village méo de Pah Hia, à 100 kilomètres au Sud de Xieng-Khouang, chef-lieu de la province du Tran Ninh, Laos [probably refers to Ban Namthong, Longchaeng District, Xaisomboun Province, Laos].

Material examined. Syntype MNHN-IM-2000-33881 from “Pah Hia” (1 shell; Fig. 26B).

Distribution. Known only from the type locality in Laos (Saurin 1953).

Remarks. No material of this species was found, and only the type specimen was examined. For the current interpretation of Pa Hia, see Páll-Gergely et al. (2016: 13).

***Boysidia pahpetensis* Saurin, 1953**

Boysidia pahpetensis Saurin, 1953: 116, fig. 2, and pl. 4, fig. 5a–c. Type locality: environs du village méo de Pah Hia, à 100 kilomètres au Sud de Xieng-Khouang, chef-lieu de la province du Tran Ninh, Laos [probably refers to Ban Namthong, Longchaeng District, Xaisomboun Province, Laos].

Material examined. Syntype MNHN-IM-2000-33880 from “Pah Hia” (1 shell; Fig. 26C).

Distribution. Known only from the type locality in Laos (Saurin 1953).

Remarks. No material of this species was found, and only the type specimen was examined. For the current interpretation of Pa Hia, see Páll-Gergely et al. (2016: 13).

***Boysidia paviei* Bavay & Dautzenberg, 1912**

Boysidia paviei Bavay & Dautzenberg, 1912: 20, 21, pl. 3, figs 4–6. Type locality: Pac-Kha [Pa Kha in Long Luong Commune, Van Ho District, Son La Province, Vietnam]; Long-Ping [Lung Phinh Commune, Bac Ha District, Lao Cai Province, Vietnam]. Saurin 1953: 113.

Boysidia (Paraboysidia) paviei: Schileyko 2011: 2.

Distribution. Laos and Vietnam (Saurin 1953, Schileyko 2011).

Remarks. No material of this species was found and the type specimen could not be traced. This species was figured in Bavay and Dautzenberg (1912: pl. 3, fig. 4; see Fig. 17C).

Gyliotrachela* Tomlin, 1930**Gyliotrachela plesiolopa* Inkhavilay & Panha, 2016**

Gyliotrachela plesiolopa Inkhavilay & Panha in Inkhavilay et al. 2016b: 222, figs 3d–f, 4d. Type locality: limestone outcrop at Naweed village, Viengxay District, Houaphanh Province, Laos.

Material examined. Holotype CUMZ 7061 (Fig. 26D).

Distribution. Known only from the type locality in Laos (Inkhavilay et al. 2016b).

Krobylos* Panha & Burch, 1999**Krobylos clerxi* Maassen, 2008**

Krobylos clerxi Maassen, 2008: 239, figs 7–10. Type locality: Tam Khama, Ban Phou Lek, Vieng Phouka District, Luang Namtha Province, Laos.

Material examined. Holotype RMNH 109519.

Distribution. Known only from the type locality in Laos (Maassen 2008).

Remarks. No material of this species was found. This species was figured in Maassen (2008: fig. 7, see Fig. 17D).

***Krobylos laosensis* (Saurin, 1953)**

Pyramidula laosensis Saurin, 1953: 119, pl. 4, fig. 11a–c. Type locality: environs du village méo de Pah Hia, à 100 kilomètres au Sud de Xieng-Khouang, chef-lieu de

la province du Tran Ninh, Laos [probably refers to Ban Namthong, Longchaeng District, Xaisomboun Province, Laos].

Krobylos laosensis: Páll-Gergely et al. 2015c: 31 (abstract), 55.

Material examined. Holotype MNHN-IM-2000-31746 (Fig. 26E).

Distribution. Known only from the type locality in Laos (Saurin 1953).

Remarks. No material of this species was found, and only the type specimen was examined. Páll-Gergely et al. (2015c: 31, 55) noted that this species shows a protruding last whorl, narrow umbilicus and simple apertural lip, and suggested that this species should be placed into the genus *Krobylos*. For the current interpretation of Pa Hia, see Páll-Gergely et al. (2016: 13).

Paraboysidia Pilsbry, 1917

Paraboysidia anguloobtusa Inkhavilay & Panha, 2016

Paraboysidia anguloobtusus Inkhavilay & Panha in Inkhavilay et al. 2016b: 215–217, figs 2d–f, 4b. Type locality: limestone wall outside of Tam Kao Rao Cave, Vieng Phouka District, Luang Namtha Province, Laos.

Material examined. Holotype CUMZ 7057 (Fig. 26F).

Distribution. Known only from the type locality in Laos (Inkhavilay et al. 2016b).

Remarks. The gender agreement of specific epithet was modified (ICZN 1999: Art. 34.2).

Paraboysidia gittenbergeri Maassen, 2008

Paraboysidia gittenbergeri Maassen, 2008: 237–239, figs 5, 6. Type locality: Tam Khama, Ban Phou Lek, Vieng Phouka District, Luang Namtha Province, Laos. Inkhavilay et al. 2016b: 215, figs 2a–c, 4a.

Material examined. Holotype RMNH 109521, paratype RMNH 109523 (1 shell) figured in Maassen (2008: figs 5, 6). Specimen CUMZ 7055 from Viengsawang village, Vieng Phouka District, Luang Namtha Province (Fig. 27A).

Distribution. Known from the type locality in Laos (Inkhavilay et al. 2016b). The recent collection was from a limestone outcrop near the type locality.

***Paraboyssidia paralella* Inkhavilay & Panha, 2016**

Paraboyssidia paralella Inkhavilay & Panha in Inkhavilay et al. 2016b: 220, figs 3a–c, 4c. Type locality: limestone wall near the entrance of Tam Kao Rao Cave, Vieng Phouka District, Luang Namtha Province, Laos.

Material examined. Holotype CUMZ 7059 (Fig. 27B).

Distribution. Known only from the type locality in Laos (Inkhavilay et al. 2016b).

***Paraboyssidia wangviangensis* Panha & Tongkerd, 2002**

Paraboyssidia wangviangensis Panha & Tongkerd in Panha et al. 2002: 123–128, figs 2–3. Type locality: Tam Chang Cave, Wangviang, Laos [limestones in Vangvieng District, Vientiane Province, Laos].

Material examined. Holotype CUMZ, Ver 988 and paratypes CUMZ, Ver 089 (12 shells).

Distribution. Known only from the type locality in Laos (Panha et al. 2002).

Remarks. No material of this species was found. This species was figured in Panha et al. (2002: fig. 2a, see Fig. 17E).

Infraorder Clausilioidei**Superfamily Clausilioidea****Family Clausiliidae Gray, 1855****Subfamily Garnieriinae Boettger, 1926*****Garnieria* Bourguignat, 1877*****Garnieria mouhoti moellendorffi* Nordsieck, 2002**

Garnieria mouhoti moellendorffi Nordsieck, 2002: 8, 9, fig. 2. Type locality: Laos, Luang Prabang [Luang Phrabang Province, Laos]. Nordsieck 2007: 37.

Material examined. Holotype SMF 32039 (Fig. 27C) and paratypes SMF 32041 (2 shells), SMF 32042 (3 shells).

Distribution. Laos (Nordsieck 2002, 2007).

Remarks. No material of this species was found, and only the type specimens were examined.

***Garnieria mouhoti mouhoti* (Pfeiffer, 1863)**

Clausilia mouhoti Pfeiffer, 1863a[1862]: 275, pl. 36, fig. 5. Type locality: Lao Mountains, Camboja [Cambodia or Laos].

Clausilia (*Phaedusa*?) *massiei* Morlet, 1892b: 83. Type locality: Luang Prabang, dans le Laos [Luang Phrabang Province, Laos]. Morlet 1893[1892]: 318, 319, pl. 7, figs 3, 3a, b.

Garnieria massiei: Nordsieck 2002: 6.

Garnieria mouhoti: Nordsieck 2002: 6, fig. 1. Nordsieck 2007: 37, 73, 183, pl. 6, fig. 2. Páll-Gergely and Szekeres 2017: 509–512, figs 3a, c, 4a, b, e–g, 5.

Material examined. Lectotype of “*mouhoti* Pfeiffer, 1863” NHMUK 20010206/1 and paralectotypes NHMUK 20010206/2–3 (2 shells; Fig. 27D). Syntype of “*massiei* Morlet, 1892” MNHN-IM-2000-2509 from “Luang-Prabang” (1 shell; Fig. 27E).

Distribution. Laos (Nordsieck 2002, 2007).

Remarks. No material of this species was found, and only the type specimens were examined. Nordsieck (2002) and Páll-Gergely and Szekeres (2017) recognised “*Clausilia massiei* Morlet, 1892” as a junior synonym of this species.

***Garnieria saurini* Nordsieck, 2002**

Garnieria saurini Nordsieck, 2002: 9, 10, fig. 3. Type locality: Laos, Pah Xieng Tong, Pah Hia [probably refers to Ban Namthong, Longchaeng District, Xaisomboun Province, Laos]. Nordsieck 2007: 37. Páll-Gergely and Szekeres 2017: 512.

Material examined. Holotype MNHN-IM-2000-2672 (Fig. 28A).

Distribution. Laos (Nordsieck 2002, 2007).

Remarks. No material of this species was found, and only the type specimen was examined. For the current interpretation of Pa Hia, see Páll-Gergely et al. (2016: 13).

Neniauchenia* Nordsieck, 2002**Neniauchenia amoena* (Nordsieck, 2002)**

Tropidauchenia (*Neniauchenia*) *amoena* Nordsieck, 2002: 10, 11, fig. 4. Type locality: Laos, Phou Tiou [Phou Tiou hill near Ban Nam San Noi village, Viengkham District, Vientiane Province, Laos].

Neniauchenia amoena: Nordsieck 2007: 37.

Grandinenia amoena: Páll-Gergely and Szekeres 2017: 513.

Material examined. Holotype MNHN-IM-2000-2410 (Fig. 27F). Specimens from Ban Na Phong village, Pakkading District, Bolikhamxay Province (Fig. 27G).

Distribution. Known from several localities in Laos (Nordsieck 2002, Páll-Gergely and Szekeres 2017).

Neniauchenia dautzenbergi dautzenbergi (Morlet, 1893)

Clausilia dautzenbergi Morlet, 1893[1892]: 320, 321, pl. 7, figs 2, 2a, b. Type locality: Kham-Keute, dans le Laos [Khamkeut District, Bolikhamxay Province, Laos].

Neniauchenia dautzenbergi: Nordsieck 2007: 37.

Grandinenia dautzenbergi: Páll-Gergely and Szekeres 2017: 513–515, fig. 6a.

Material examined. Syntypes MNHN-IM-2000-2432 from “Kham-Keute” (2 shells; Fig. 28B). Specimen from Tam Narng Lod Cave, Ban Na Can village, Yommalath District, Khammouan Province (Fig. 28C).

Distribution. Known from several localities in Laos (Páll-Gergely and Szekeres 2017).

Neniauchenia dautzenbergi decollata (Nordsieck, 2002)

Tropidauchenia (*Neniauchenia*) *dautzenbergi decollata* Nordsieck, 2002: 11, 16, fig. 5. Type locality: Laos, B. (= Ban) Na Ka Yak (Nhoum = Ngum?) [probably refers to Ban Me Nhoum village, Khamkeut District, Bolikhamxay Province, Laos].

Neniauchenia dautzenbergi decollata: Nordsieck 2007: 37.

Material examined. Holotype MNHN-IM-2000-2433 (Fig. 28D).

Distribution. Known only from the type locality in Laos (Nordsieck 2002).

Remarks. No material of this species was found, and only the type specimens were examined. Páll-Gergely and Szekeres (2017: 515) questioned the status of this subspecies as its slight difference could also be seen in the specimens from Thakhek District.

Neniauchenia rugifera (Möllendorff, 1898)

Clausilia (*Garnieria*) *rugifera* Möllendorff, 1898: 76, 77. Type locality: Boloven [Boloven Plateau, Paksong District, Champasak Province, Laos].

Neniauchenia rugifera: Nordsieck 2007: 37, 183, pl. 6, fig. 1. Schileyko 2011: 20.

Material examined. Lectotype SMF 32015 (Fig. 28E) and paratypes SMF 32016 (2 shells).

Distribution. Laos and possibly in Vietnam (Nordsieck 2007, Schileyko 2011).

Remarks. No material of this species was found, and only the type specimens were examined.

***Neniauchenia tonkinensis* Nordsieck, 2010**

Neniauchenia tonkinensis Nordsieck, 2010: 46, 47, fig. 1. Type locality: Cuc Phuong N. P., Nho Quan District, Ninh Binh, Vietnam [error]. Schileyko 2011: 20.

Grandinenia tonkinensis: Páll-Gergely and Szekeres 2017: 515, fig. 6b. Type locality: Phong Nha–Ke Bang National Park of Quang Binh Province [correct type locality].

Material examined. Holotype SMF 331370 (Fig. 28F).

Distribution. Laos and Vietnam (Nordsieck 2010, Páll-Gergely and Szekeres 2017).

Remarks. No material of this species was found, and only the type specimen was examined.

***Progarnieria* Nordsieck, 2012**

***Progarnieria huleschbeliae* (Grego & Szekeres, 2011)**

Garnieria huleschbeliae Grego & Szekeres, 2011: 14, 15, text figure and pl. 4, fig. 14.
Type locality: northern region, Laos.

Progarnieria huleschbeliae: Nordsieck 2012: 57, fig. 4, pl. 1, fig. 3.

Material examined. Holotype SMF 334937 (Fig. 29A).

Distribution. Known only from the type locality in Laos (Grego and Szekeres 2011).

Remarks. No material of this species was found, and only the type specimens were examined.

Subfamily Phaedusinae Wagner, 1922

***Lindholmiella* Ehrmann, 1927**

***Lindholmiella abuiri* Grego & Szekeres, 2011**

Lindholmiella abuiri Grego & Szekeres, 2011: 9, 10, text figure and pl. 2, fig. 7. Type locality: Vieng Xai, Houaphanh Province, Laos.

Material examined. Paratypes NHMUK 20100241 (2 shells; Fig. 29B).

Distribution. Known only from the type locality in Laos (Grego and Szekeres 2011).

Remarks. No material of this species was found, and only the type specimens were examined.

Oospira Blanford, 1872

Oospira abstrusa ginkae Grego & Szekeres, 2014

Oospira abstrusa ginkae Grego & Szekeres in Grego et al. 2014: 752, 753, fig. 4.

Type locality: entrance of the Pa Thom Cave, Tay Trang (Na-U), Dien Bien District, Dien Bien Province, Vietnam. Páll-Gergely and Szekeres 2017: 515, 516, fig. 7a–e.

Material examined. Specimens from Phou Thaleang Bio-Diversity Conservation Area, Boun Neua District, Phongsaly Province (Fig. 29C).

Distribution. Laos and Vietnam (Grego et al. 2014, Páll-Gergely and Szekeres 2017).

Oospira bolovenica (Möllendorff, 1898)

Clausilia (*Hemiphaedusa*) *bolovenica* Möllendorff, 1898: 76. Type locality: Boloven [Boloven Plateau, Paksong District, Champasak Province, Laos].

Clausilia (*Hemiphaedusa*) *bolovenica* Mut. *gracilis* Möllendorff, 1898: 76. Type locality: Boloven [Boloven Plateau, Paksong District, Champasak Province, Laos].

Hemiphaedusa (*Hemiphaedusa*) *bolovenica*: Zilch 1954a: 8, pl. 2, fig. 22. Schileyko 2011: 12.

Hemiphaedusa (*Hemiphaedusa*) *bolovenica gracilis*: Zilch 1954a: 8, pl. 2, fig. 23.

Oospira (*Oospira*) *bolovenica*: Nordsieck 2007: 23.

Material examined. Lectotype of “*bolovenica* Möllendorff, 1898” SMF 62250 and paralectotypes SMF 62252 (6 shells), SMF 84922 (1 shell). Holotype of “*Clausilia bolovenica* Mut. *gracilis* Möllendorff, 1898” SMF 62251.

Distribution. Laos and possibly in Vietnam (Schileyko 2011).

Remarks. No material of this species was found, and only the type specimens were examined. The original description did not include an illustration. Later, Zilch designated and illustrated the lectotype of the species (Zilch 1954a: pl. 2, fig. 22; see Fig. 17F).

Oospira gregoi Szekeres & Thach, 2017

Oospira (?) *gregoi* Szekeres & Thach in Thach, 2017: 29, 30, figs 350–354. Type locality: Attapeu Province, southeast of Laos, close to Vietnam border.

Material examined. Holotype NHMUK 20170227 (Fig. 29D).

Distribution. Known only from the type locality in Laos (Thach 2017).

Remarks. No material of this species was found, and only the type specimens were examined.

***Oospira tetrptyx* Nordsieck, 2003**

Oospira (*Oospira*) *tetrptyx* Nordsieck, 2003: 130, 131, pl. 2, fig. 10. Type locality: Xieng Khouang, Muong Phan [probably refers to Kham District, Xieng Khouang Province, Laos]. Nordsieck 2007: 24.

Material examined. Holotype MNHN-IM-2000-2219 (Fig. 29E).

Distribution. Known only from the type locality in Laos (Nordsieck 2003).

Remarks. No material of this species was found, and only the type specimens were examined.

***Phaedusa* H. Adams & A. Adams, 1855**

***Phaedusa micropaviei* Nordsieck, 2011**

Phaedusa (*Phaedusa*) *micropaviei* Nordsieck, 2011: 159, fig. 11. Type locality: Moc Chau towards Son La road, Son La, Vietnam. Páll-Gergely and Szekeres 2017: 509, 520, fig. 1 (figure caption).

Material examined. Holotype SMF 335898 (Fig. 29F) and paratypes SMF 335696 (1 shell), SMF 335899 (6 shells).

Distribution. Laos and Vietnam (Nordsieck 2011, Páll-Gergely and Szekeres 2017).

Remarks. No material of this species was found, and only the type specimens were examined.

***Phaedusa paviei* (Morlet, 1893)**

Clausilia paviei Morlet, 1893[1892]: 319, 320, pl. 7, figs 1, 1a–c. Type locality: Muong-Lai, dans le Laos [probably refers to the area of Muong Cha District, Dien Bien Province, Vietnam]. Saurin 1953: 113.

Phaedusa paviei: Nordsieck 2011: 151. Schileyko 2011: 19, 20.

Material examined. Syntype MNHN-IM-2000-2655 from “Muong-Lai” (1 shell; Fig. 30A).

Distribution. Laos and Vietnam (Saurin 1953, Nordsieck 2011).

Remarks. No material of this species was found, and only the type specimen was examined.

***Phaedusa pygmaea* Grego & Szekeres, 2011**

Phaedusa pygmaea Grego & Szekeres, 2011: 10, 11, text figure and pl. 2, fig. 8. Type locality: Hat Sao (Nong Khiaw), Luang Phrabang Province, Laos.

Material examined. Paratype NHMUK 20100238 (1 shell; Fig. 30B). Specimens from Tam Phatok Cave, Ngoy District, Luang Phrabang Province (Fig. 30C).

Distribution. Known only from the type locality in Laos (Grego and Szekeres 2011).

***Synprosphyra* Wagner, 1920**

***Synprosphyra moirati* (Bavay & Dautzenberg, 1909)**

Clausilia moirati Bavay & Dautzenberg, 1909a: 100–102, pl. 2, figs 10–12. Type locality: Pac Kha [Pa Kha Commune, Bac Ha District, Lao Cai Province, Vietnam], Muong Bo [probably refers to the Nam Sai Commune, Sa Pa District, Lao Cai Province, Vietnam] et Binh-Lu [Binh Lieu District, Quang Ninh Province, Vietnam].

Synprosphyra (*Synprosphyra*) *moirati*: Nordsieck 2007: 22.

Hemiphaedusa (*Hemiphaedusa*) *moirati*: Schileyko 2011: 12.

Material examined. Syntype MNHN-IM-2000-2642 from “Pac-Kha, Muong-Bo et Binh-Lu” (1 shell; Fig. 30D). Specimens from Tam Phatok Cave, Ngoy District, Luang Phrabang Province (Fig. 30E).

Distribution. Vietnam (Schileyko 2011).

Infraorder Arionoidei

Superfamily Arionoidea

Family Philomycidae Gray, 1847

***Meghimatium* van Hasselt, 1823**

***Meghimatium bilineatum* (Benson, 1842)**

Incilaria bilineata Benson in Cantor, 1842: 486. Type locality: Chusan [China].

Meghimatium bilineata [sic]: Wiktor et al. 2000: 10–12, figs 11–13.

Material examined. Specimens from Phou Thaleang Bio-Diversity Conservation Area, Boun Neua District, Phongsaly Province (Figs 19C, 55F).

Distribution. Southern China (Wiktor et al. 2000).

***Meghimatium pictum* (Stoliczka, 1873)**

Philomycus pictus Stoliczka, 1873: 30, 31, pl. 3, figs 9–14. Type locality: Penang hill, Penang Island [Malaysia].

Meghimatium cf. *pictum*: Wiktor et al. 2000: 12, 13, figs 14–17.

Material examined. Specimens from Phou Thaleang Bio-Diversity Conservation Area, Boun Neua District, Phongsaly Province (Figs 19D, 55G).

Distribution. China and Malaysia (Stoliczka 1873, Wiktor et al. 2000).

Infraorder Limacoidei [= “Limacoid Clade”]

Superfamily Trochomorpoidea

Family Chronidae Thiele, 1931

***Kaliella* Blanford, 1863**

***Kaliella eurhabdota* Saurin, 1953**

Kaliella eurhabdota Saurin, 1953: 118, pl. 4, fig. 9a–d. Type locality: environs du village méo de Pah Hia, à 100 kilomètres au Sud de Xieng-Khouang, chef-lieu de la province du Tran Ninh, Laos [probably refers to Ban Namthong, Longchaeng District, Xaisomboun Province, Laos].

Material examined. Specimens from km 159-177 road from Hoauisai, Ban Nam Thoung Village, Hoauixai District, Bokeo Province (Fig. 30F).

Distribution. Known only from the type locality in Laos (Saurin 1953).

Remarks. For the current interpretation of Pa Hia, see Páll-Gergely et al. (2016: 13).

***Kaliella micracyna* Saurin, 1953**

Kaliella micracyna Saurin, 1953: 117, pl. 4, fig. 10a, b. Type locality: environs du village méo de Pah Hia, à 100 kilomètres au Sud de Xieng-Khouang, chef-lieu de la province du Tran Ninh, Laos [probably refers to Ban Namthong, Longchaeng District, Xaisomboun Province, Laos].

Distribution. Known only from the type locality in Laos (Saurin 1953).

Remarks. No material of this species was found, and the type specimen could not be traced. This species was figured in Saurin (1953: pl. 4, fig. 10a, see Fig. 17G). For the current interpretation of Pa Hia, see Páll-Gergely et al. (2016: 13).

Kaliella muongomensis Saurin, 1953

Kaliella muongomensis Saurin, 1953: 117, pl. 4, figs 6a, b, 7. Type locality: Muong Om, voisine de Pah Hia, à 100 kilomètres au Sud de Xieng-Khouang, chef-lieu de la province du Tran Ninh, Laos [probably refers to Ban Namthong, Longchaeng District, Xaisomboun Province, Laos].

Material examined. Specimens from Par-Houak limestone, Ban Vieng Swarng village, Vieng Phouka District, Luang Namtha Province (Fig. 31A).

Distribution. Known only from the type locality in Laos (Saurin 1953).

Remarks. For the current interpretation of Pa Hia, see Páll-Gergely et al. (2016: 13).

Kaliella ordinaria Ancey, 1904

Kaliella ordinaria Ancey in Bavay and Dautzenberg 1904[1903]: 210, 211, pl. 8, figs 18, 19. Type locality: Van Bu, Tonkin Occidental [Van Ban District, Lao Cai Province, Vietnam]. Saurin 1953: 113. Wood and Gallichan 2008: 72. Schileyko 2011: 28.

Material examined. Syntype MNHN-IM-2000-9660 from “Van Bu, Tonkin Occidental; Haut Tonkin” (1 shell; Fig. 31B). Specimens from Ban Nong Kham village, Kasy District, Vientiane Province (Fig. 31C).

Distribution. Laos and Vietnam (Saurin 1953, Schileyko 2011).

Remarks. For the correct authorship of the name, see Wood and Gallichan (2008: 72).

Kaliella ornatissima Bavay & Dautzenberg, 1912

Kaliella ornatissima Bavay & Dautzenberg, 1912: 14, 15, pl. 2, figs 13–16. Type locality: Trinh-Tuong [Trinh Tuong Commune, Bat Xat District, Lao Cai Province, Vietnam] et Binh-Lu, Tonkin [Binh Lieu District, Quang Ninh Province, Vietnam]. Saurin 1953: 113. Schileyko 2011: 28.

Material examined. Specimens from Par-Houak limestone, Ban Vieng Swarng village, Vieng Phouka District, Luang Namtha Province (Fig. 31D).

Distribution. Laos and Vietnam (Saurin 1953, Schileyko 2011).

***Kaliella tongkingensis* Möllendorff, 1901**

Kaliella tongkingensis Möllendorff, 1901a: 70. Type locality: Than-moi, Mansongebirge [Mou Son Mountain, Lang Son Province, Vietnam]. Bavay and Dautzenberg 1904[1903]: 209, pl. 8, figs 14–17. Schileyko 2011: 29.

Nanina (*Kaliella*) *tongkingensis*: Kobelt 1905: 1194, 1195, pl. 296, figs 13, 14.

Material examined. Specimens from limestone outcrops near Ngoi Town, Ngoy District, Luang Phrabang Province (Fig. 31E).

Distribution. Vietnam (Schileyko 2011).

Family Dyakiidae Gude & Woodward, 1921***Quantula* Baker, 1941*****Quantula tenera* (Möllendorff, 1901)**

Xestina tenera Möllendorff, 1901b: 46. Type locality: Ballach, Süd-Annam [Southern Vietnam]. Dautzenberg and Fischer 1906[1905]: 350.

Nanina (*Xestina*) *tenera*: Kobelt 1902b: 1077, pl. 273, figs 10–12. Fischer and Dautzenberg 1904: 394.

Quantula tenera tenera: Schileyko 2011: 37.

Material examined. Holotype SMF 226949 (Fig. 31F). Specimen from Ban Pak-kard Village, Pek District, Xieng Khaung Province (Fig. 32A).

Distribution. Vietnam (Fischer and Dautzenberg 1904, Schileyko 2011).

***Quantula weinkauffiana* (Crosse & Fischer, 1863)**

Helix weinkauffiana Crosse & Fischer, 1863b: 350, 351. Type locality: Cochinchine [Southern Vietnam]. Crosse and Fischer 1864: 326, pl. 12, fig. 7.

Nanina (*Xestina*) *weinkauffiana*: Kobelt 1900: 984, 985, pl. 255, figs 6–8.

Ariophanta (*Cryptozona*) *weinkauffiana*: Schileyko 2011: 29, 30.

Material examined. Syntypes MNHN-IM-2000-27780 from “Cochinchine” (3 shells; Fig. 32B). Specimens from Ban Sisawarng village, Xayphouthong District, Savannakhet Province (Figs 32C, 55H). Specimens from Ban Phone Pai village, Baching District, Champasak Province (Fig. 32D).

Distribution. Cambodia, Laos, Thailand and Vietnam (Schileyko 2011).

***Quantula* sp.**

Material examined. Specimens from limestone outcrop at Tam Nang Rod Cave, Nandan village, Yommalath District, Khammouan Province, Laos (Fig. 32E).

Remarks. These specimens differ from *Quantula weinkauffiana* in having a smaller shell, upper shell surface with prominent nodules arranged on transverse ridges, and these ridges diminish below the periphery. In contrast, *Q. weinkauffiana* has a larger shell, an upper shell surface with smooth transverse ridges that terminate at the peripheral keel, and a smooth surface below the periphery.

Family Trochomorphidae Möllendorff, 1890***Trochomorpha* Albers, 1850*****Trochomorpha benigna* (Pfeiffer, 1863)**

Helix benigna Pfeiffer, 1863a[1862]: 269, pl. 36, figs 11, 12. Type locality: Lao Mountains, Camboja [Cambodia or Laos].

Trochomorpha benigna: Fischer and Dautzenberg 1904: 398.

Material examined. Syntypes NHMUK ex. Cuming collection from “Lao Mountains, Camboja” (3 shells; Fig. 32F).

Distribution. Laos (Fischer and Dautzenberg 1904).

Remarks. No material of this species was found, and only the type specimens were examined.

***Trochomorpha paviei* (Morlet, 1885)**

Helix paviei Morlet, 1885[1884]: 386, 387, pl. 11, figs 1, 1a. Type locality: dans les forêts, entre Kampot et Phnom-Penh, particulièrement près des rapides de Kamchay (rivière de Kampot), sur les bois pourris et les petite plantes [In forests, between Kampot and Phnom Penh, especially near the rapids Kamchay (Kampot River), on rotten wood and small plants].

Sivella paviei: Schileyko 2011: 35.

Material examined. Syntype MNHN-IM-2000-27885 from “Kampoi et Phnom-Penh” (1 shell; Fig. 33A). Specimens from Phou Thaleang Bio-Diversity Conservation Area, Boun Neua District, Phongsaly Province (Figs 33B, 56A).

Distribution. Cambodia, Laos and Vietnam (Schileyko 2011).

***Trochomorpha saigonensis* (Crosse, 1867)**

Helix saigonensis Crosse, 1867: 208, 209, pl. 6, fig. 3. Type locality: in provincia Saigonensi et in insula Poulo-Condor dicta, Cochinchinae gallicae [Ho Chi Minh City and Con Dao Islands, Ba Ria-Vung Tau Province, Vietnam].

Geotrochus saigonensis: Schileyko 2011: 36.

Material examined. Syntype MNHN-IM-2000-27875 “Poulo Condor” (1 shell; Fig. 33C). Specimens from limestone hills at Ban Oudom village, Pakbeg District, Oudomxay Province (Fig. 33D).

Distribution. Cambodia and Vietnam (Schileyko 2011).

***Trochomorpha* (?) sp. 1**

Material examined. Specimens from Tam Nang Rod Cave, Na-dan village, Yommalath District, Khammouan Province (Fig. 33E).

Remarks. These specimens differ from all other known species in Indochina by having a trochiform with a dome-shaped shell with the upper periphery dome-shaped and the lower periphery flattened; the shell is thickened and relatively large; last whorl with a sharp peripheral keel; upper periphery with irregular growth lines and brownish subsutural band; aperture angulated, lip simple and slightly thickened; umbilicus widely open and deep.

The generic assignment of this species in *Trochomorpha* s.l. is still provisional, and additional anatomical studies are necessary to confirm the systematic position of this species.

***Trochomorpha* (?) sp. 2**

Material examined. Specimens from Tam Xang Cave, Thakhek District, Khammouan Province (Fig. 33F).

Remarks. These specimens obviously differ from *Trochomorpha paviei* by having a trochiform shell with the upper periphery dome-shaped and the lower periphery flattened; shell thickened, with monochrome dark brown colour; shell surface with thin transverse ridges; apertural lip slightly thickened; umbilicus open and deep. In contrast, *Trochomorpha paviei* has a trochiform shell with the upper periphery depressed, dome-shaped and the lower periphery convex; shell thin, translucent with monochrome brownish colour; apertural lip simple; umbilicus widely open and deep.

The generic assignment of this species in *Trochomorpha* s.l. is still provisional, and additional anatomical studies are necessary to confirm the systematic position of this species.

***Trochomorpha* sp. 3.**

Material examined. Specimens from Par-Houak limestone, Ban Vieng Swang village, Vieng Phoukha District, Luang Namtha Province (Fig. 34A).

Remarks. These specimens are similar to *Trochomorpha bicolor* Martens, 1864, but the distinct characters are an elevated conical shell with flattening below the periphery, and a narrower and deep umbilicus.

The generic assignment of this species in *Trochomorpha* s.l. is still provisional, and additional anatomical studies are necessary to confirm the systematic position of this species.

Superfamily Helicarionoidea**Family Ariophantidae Godwin-Austen, 1888*****Ariophanta* Des Moulins, 1829*****Ariophanta crossei* (Pfeiffer, 1862)**

Helix crossei Pfeiffer, 1862: 39, pl. 5, figs 2, 3. Type locality: Siam [Thailand].

Nanina (Xestina) crossei: Kobelt 1900: 983, 984, pl. 255, fig. 5, pl. 256, figs 3, 4.

Nanina (Hemiplecta) crossei: Fischer and Dautzenberg 1904: 393.

Ariophanta (Cryptozona) crossei: Schileyko 2011: 29.

Material examined. Syntype MNHN-IM-2000-1869 from “Siam” (1 shell; Fig. 34B).

Distribution. Cambodia, Laos, Thailand and Vietnam (Schileyko 2011).

Remarks. No material of this species was found, and only the type specimen was examined.

***Ariophanta danae* (Pfeiffer, 1863)**

Helix danae Pfeiffer, 1863a[1862]: 268. Type locality: Lao Mountains, Camboja [Cambodia or Laos].

Nanina (Xestina) danae: Kobelt 1902b: 1076, pl. 273, figs 4–6.

Ariophanta (Cryptozona) danae: Schileyko 2011: 29.

Material examined. Syntype NHMUK 20090243 from “Lao Mountains, Camboja” (1 shell; Fig. 34C).

Distribution. Laos and possibly Vietnam (Schileyko 2011).

Remarks. No material of this species was found, and only the type specimen was examined.

***Ariophanta laotica* (Möllendorff, 1899)**

Bensonina (*Oxytes*) *laotica* Möllendorff, 1899: 165. Type locality: Oberer Mekong im Lande der Laos [Upper Mekong in Laos].

Nanina (*Oxytes*) *laotica*: Kobelt 1902b: 1091. Kobelt 1904: pl. 276, figs 4, 5.

Material examined. Syntype SMF 226681 from “Laos” (1 shell; Fig. 34D). Specimen NHMUK 1902.7.19.38 from “Laos, Shan State” (1 shell; Fig. 34E).

Distribution. Known only from the type locality in Laos (Kobelt 1902b).

Remarks. No material of this species was found, and only the type specimen was examined.

***Ariophanta prionotropis* (Möllendorff, 1898)**

Bensonina prionotropis Möllendorff, 1898: 69, 70. Type locality: Boloven [Boloven Plateau, Paksong District, Champasak Province, Laos].

Ariophanta (?) (*Cryptozona*) *prionotropis*: Schileyko 2011: 29.

Material examined. Syntype SMF 226683 from “Boloven” (1 shell; Fig. 34F).

Distribution. Laos and probably in Vietnam (Schileyko 2011).

Remarks. No material of this species was found, and only the type specimen was examined.

Cryptosemelus* Collinge, 1902**Cryptosemelus* sp.**

Material examined. Specimens from plantation near Ngoy Town, Ngoy District, Luang Phrabang Province (Figs 19E, 57B).

Remarks. The genus was first described from Peninsula Malaysia. These semi-slugs were founded on pomelo (*Citrus maxima* Merr) leaves. This is probably the second species of the genus. However, the genitalia characters of the type species are still unknown (Schileyko 2003a).

Cryptozona* Mörch, 1872**Cryptozona siamensis* (Pfeiffer, 1856)**

Helix siamensis Pfeiffer, 1856a: 32. Type locality: Siam [Thailand]. Pfeiffer 1856b: 76, 77, pl. 21, figs 7–9.

Nanina (Hemiplecta) siamensis: Kobelt 1905: 1136, pl. 285, figs 10, 11.

Hemiplecta (Hemiplecta) siamensis: Solem 1966: 27.

Cryptozona siamensis: Hemmen and Hemmen 2001: 43.

Material examined. Specimens from Tad Pha Soam waterfall, Paksong District, Champasak Province (Figs 35A, 56B).

Distribution. Cambodia, Laos and Thailand (Solem 1966).

Hemiplecta Albers, 1850

Hemiplecta distincta (Pfeiffer, 1850)

Helix distincta Pfeiffer, 1850: 69, 70. Type locality: insulis Moluccis [Molucca Islands].

Pfeiffer 1853b: 346, pl. 134, figs 1, 2.

Nanina distincta: Martens 1867: 69, 70, pl. 6, fig. 8.

Rhysota distincta: Saurin 1953: 113.

Hemiplecta (Koratia) distincta: Solem 1966.

Koratia distincta: Schileyko 2011: 30.

Material examined. Possible syntypes NHMUK ex. Cuming collection from “Siam and Camboja” (3 shells; Fig. 35B). Specimens from Ban Xaynapho village, Pathoumphone District, Champasak Province (Figs 35C, 56C).

Distribution. Cambodia, Laos, Thailand and Vietnam (Saurin 1953, Solem 1966, Schileyko 2011).

Hemiplecta esculenta Maassen, 2006

Hemiplecta esculenta Maassen, 2006a: 17, 18, figs 10–12. Type locality: limestone area near village Hang, NW-point Pu Luong National Park, Thanh Hoa Province, Vietnam.

Material examined. Holotype RMNH 99424 (Fig. 35D). Specimens from Ban Nong Tang village, Phookood District, Xieng Khaung Province (Fig. 35E).

Distribution. Vietnam (Maassen 2006a)

Hemiplecta funerea (Smith, 1896)

Nanina distincta var. *funerea* Smith, 1896: 128. Type locality: Vanbu, Tonkin [Van Ban District, Lao Cai Province, Vietnam]. Schileyko 2011: 30.

Nanina (Rhysota) distincta var. *funerea*: Fischer and Dautzenberg 1904: 393.

Material examined. Syntype NHMUK 1896.1.25.4 of “var. *funerea*” from “Vanbu, Tonkin” (1 shell; Fig. 35F). Specimens from Nam Noua Bridge, Viengxay District, Houaphanh Province (Fig. 36A).

Distribution. Vietnam (Schileyko 2011).

Hemiplecta huberi Thach, 2017

Hemiplecta huberi Thach, 2017: 33, figs 389–391. Type locality: Thakhek, Khammouane Province, Central Laos.

Material examined. Holotype MNHN-IM-2000-33196 (Fig. 36B).

Distribution. Known only from the type locality in Laos (Thach 2017).

Remarks. No material of this species was found, and only the type specimens were examined.

Hemiplecta lanxangnica Inkhavilay & Panha nom. nov.

Helminthoglypta huberi Thach, 2017: 54, figs 747–749 [non *Hemiplecta huberi* Thach, 2017: 33, figs 389–391]. Type locality: Thakhek, Khammouane Province, Central Laos.

Etymology. The species name “*lanxangnica*” is derived from “Lan Xang”, the name of the historical empire during 13th to 18th centuries, which represents the current Laotian area.

Material examined. Holotype RMNH 5006710, paratype MNHN-IM-2000-33215 (1 shell; Fig. 36C). Specimens from Tam Xang Cave, Thakhek District, Khammouan Province (Fig. 36D).

Distribution. Known only from the type locality in Laos (Thach 2017).

Remarks. The genus *Helminthoglypta* Ancy, 1887 is mainly distributed in the California and northwest of Mexico (Schileyko 2004: 1722). In addition, the Xanthonychidae, to which this genus belongs, is mainly distributed in the New World: Central America, North America and north of South America (Schileyko 2004) and has never been recorded in the Oriental region. Placing this species in the *Helminthoglypta* seemed inappropriate. The medium size (width 27–34 mm and height 18–23 mm), rimate umbilicus, thin wrinkle shell surface and simple apertural lip make this species more closely resemble the genus *Hemiplecta*. However, examination of the genitalia anatomy is required to confirm their systematic position.

By relocating *Helminthoglypta huberi* Thach, 2017 to the genus *Hemiplecta*, it becomes a secondary homonym of *Hemiplecta huberi* Thach, 2017. According to the ICZN guideline (ICZN 1999: Arts 24.2.2, 57.3.1 and 60.3), the species name of

a junior homonym has to be replaced, and so we propose *Hemiplecta lanxangnica* Inkhavilay & Panha nomen novum as the new replacement name.

Hemiplecta pluto (Pfeiffer, 1863)

Helix pluto Pfeiffer, 1863a[1862]: 268, 269. Type locality: Lao Mountains, Camboja [Cambodia or Laos]. Pfeiffer 1863b: 210, pl. 55, figs 8, 9.

Nanina (Hemiplecta) pluto: Kobelt 1900: 987, pl. 256, figs 1, 2.

Hemiplecta pluto: Schileyko 2011: 30.

Material examined. Syntypes NHMUK ex Cuming collection (2 shells; Fig. 36E). Specimens from Ban Phone Can village, Yommalath District, Khammouan Province (Figs 36F, 56D).

Distribution. Cambodia, Laos, Thailand and Vietnam (Kobelt 1900, Schileyko 2011).

Macrochlamys Benson, 1832

Macrochlamys callojuncta Ancey, 1898

Macrochlamys callojuncta Ancey, 1898: 129. Type locality: Luang-prabang, Laos [Luang Phrabang Province, Laos]. Wood and Gallichan 2008: 32.

Material examined. Specimens from Ban Na Bia (Ban 019) village, Ngoy District, Luang Phrabang Province (Figs 37A, 56E).

Distribution. Known only from the type locality in Laos (Ancey 1898).

Macrochlamys (?) *mitis* (Pfeiffer, 1863)

Helix mitis Pfeiffer, 1863a[1862]: 268. Type locality: Lao Mountains, Camboja [Cambodia or Laos]. Pfeiffer 1868a: 141.

Ariophanta (Kaliella) mitis: Fischer 1891: 21.

Hyalinia mitis: Fischer and Dautzenberg 1904: 396.

Material examined. Syntypes NHMUK ex. Cuming collection from “Lao Mountains, Camboja” (2 shells; Fig. 37B).

Distribution. Cambodia and Laos (Fischer 1891).

Remarks. No material of this species was found, and only the type specimens were examined. The generic placement of this species is provisional. We placed this species into *Macrochlamys* s.l. because it has a depressed conic shell, thin and translucent shell, smooth and shining shell surface, with 4 to 7 whorls and the last

whorl rounded, and a simple apertural lip. However, this species differs slightly from *Macrochlamys* s.l. in having varices and a widely opened umbilicus (see Godwin-Austen (1883: 76–84) and Blanford and Godwin-Austen (1908: 77–79) for further comparison).

***Macrochlamys* (?) *tecta* (Souleyet, 1852)**

Vitrina tecta Souleyet in Eydoux & Souleyet, 1852: 499, 500, pl. 28, figs 15–17. Type locality: environs de Touranne, en Cochinchine [Da Nang Province, Vietnam].

Megaustenia (?) *tecta*: Schileyko 2011: 32.

Material examined. Syntypes NHMUK 1854.7.24.351 (2 shells; Fig. 37C).

Distribution. Laos and Vietnam (Schileyko 2011).

Remarks. No material of this species was found, and only the type specimens were examined. Recently, Schileyko (2011) placed this species within the semi-slug genus *Megaustenia*. However, the syntypes have 5 or 6 slowly increasing whorls and a narrowly opened umbilicus, so it is more appropriate to relocate it to *Macrochlamys* s.l. This generic placement is provisional and waiting for future genitalia information. Note that Souleyet (1852: pl. 28, fig. 15) illustrated a live specimen with large mantle lobes, and without a caudal foss and caudal horn on the posterior end of the body, which is distinct from the typical Indian *Macrochlamys* s.l. (see Godwin-Austen (1883: 76–84) and Blanford and Godwin-Austen (1908: 77–79) for further comparison).

***Megaustenia* Cockerell, 1912**

***Megaustenia malefica* (Mabille, 1887)**

Helicarion maleficus Mabille, 1887a: 2. Type locality: Tonkin [Northern Vietnam].

Mabille 1887b: 74, 75, pl. 1, figs 10–12. Fischer and Dautzenberg 1904: 392.

Schileyko 2011: 32.

Cryptosoma maleficum: Kobelt 1905: 1196, 1197, pl. 297, figs 4–6.

Material examined. Specimens from limestone hill at Ban Nathan village, Viengxay District, Houaphanh Province (Figs 37D, 56F).

Distribution. Laos and Vietnam (Fischer and Dautzenberg 1904, Schileyko 2011).

***Megaustenia siamensis* (Haines, 1855)**

Vitrina siamensis Haines, 1855: 158. Type locality: Siam [Thailand].

Cryptosoma siamensis: Kobelt 1905: 1197, 1198, pl. 297, figs 7–9.

Megaustenia siamensis: Solem 1966: 78–84, figs 17–19.

Megaustenia siamense [sic]: Schileyko 2011: 32.

Material examined. Syntype AMNH 43912 from “Siam” (1 shell; Fig. 37E). Specimens from Ban Namone village, Xayaboury District, Xayaboury Province (Figs 37F, 56G).

Distribution. Cambodia, Myanmar, Thailand and Vietnam (Solem 1966, Schileyko 2011).

Microcystina Mörch, 1872

Microcystina annamitica (Möllendorff, 1898)

Lamprocystis annamitica Möllendorff, 1898: 68. Type locality: Boloven [Boloven Plateau, Paksong District, Champasak Province, Laos].

Microcystina (?) *annamitica*: Schileyko 2011: 33.

Distribution. Laos and Vietnam (Schileyko 2011).

Remarks. No material of this species was found.

Microcystina messengeri Ancey, 1904

Microcystina messengeri Ancey in Bavay & Dautzenberg, 1904[1903]: 207, 208, pl. 8, figs 8–10. Type locality: Bac-Kan [Bac Kan Province, Vietnam]. Saurin 1953: 113. Wood and Gallichan 2008: 66. Schileyko 2011: 33.

Material examined. Syntype MNHN-IM-2000-9658 from “Bac-Kan” (1 shell; Fig. 38A). Specimens from Ban Nong Kham village, Kasy District, Vientiane Province (Fig. 38B).

Distribution. Laos and Vietnam (Saurin 1953, Schileyko 2011).

Remarks. For the correct authorship of the name, see Wood and Gallichan (2008: 66).

Microcystina mirmido (Dautzenberg, 1893)

Microcystis mirmido Dautzenberg, 1893: 162, 163, pl. 8, fig. 1. Type locality: environs d’Haiphong [the area of Hai Phong Province, Vietnam]. Saurin 1953: 113.

Microcystina mirmido: Schileyko 2011: 33.

Distribution. Laos and Vietnam (Saurin 1953, Schileyko 2011)

Remarks. No material of this species was found.

Otesia* Adams, 1856**Otesia mecongana* Möllendorff, 1899**

Otesia mecongana Möllendorff, 1899: 165. Type locality: Oberer Mekong im Lande der Laos [upper Mekong in Laos].

Distribution. Known only from the type locality in Laos (Möllendorff 1899).

Remarks. No material of this species was found.

Parmarion* Fischer, 1855**Parmarion martensi* Simroth, 1893**

Parmarion martensi Simroth, 1893: 107, 108, pl. 7, fig. 8, pl. 8, figs 20–22. Type locality: Cambodja [Cambodia]. Maassen 2001: 108.

Material examined. Specimens from limestones in Ngoy Town, Ngoy District, Luang Phrabang Province (Figs 19G, 57D).

Distribution. Cambodia, Malaysia and Singapore (Maassen 2001).

Sarika* Godwin-Austen, 1907**Sarika benoiti* (Crosse & Fischer, 1863)**

Zonites benoiti Crosse & Fischer, 1863b: 346, pl. 14, fig. 4. Type locality: in loco Fuyen-Moth dicto, Cochinchine [Phu Yen Province, Vietnam].

Macrochlamys benoiti: Saurin 1953: 113. Schileyko 2011: 30, 31.

Material examined. Specimens from Phou Fa Mountain, Phongsaly District, Phongsaly Province (Fig. 38C).

Distribution. Cambodia, Laos, Thailand and Vietnam (Saurin 1953, Schileyko 2011).

***Sarika despecta* (Mabille, 1887)**

Nanina despecta Mabille, 1887a: 2. Type locality: Tonkin [North Vietnam]. Mabille 1887b: 79, 80, pl. 1, figs 13–14.

Macrochlamys despecta: Schileyko 2011: 31.

Material examined. Syntypes MNHN-IM-2000-27880 from “Nha Trang” (1 shell), MNHN-IM-2000-27881 from “Nha Trang” (6 shells) and MNHN-IM-2000-27882

from “Nha Trang” (5 shells; Fig. 38D). Specimens from Ngoy Town, Ngoy District, Luang Phrabang Province (Figs 38E, 56H).

Distribution. Vietnam (Schileyko 2011).

Sarika hainesi (Pfeiffer, 1856)

Helix hainesi Pfeiffer, 1856a: 32. Type locality: Siam [Thailand]. Pfeiffer 1856b: 75, 76, pl. 21, figs 1–3.

Macrochlamys hainesi: Saurin 1953: 113.

Sarika aff. *hainesii* [sic]: Solem 1966: 38, 39, fig. 5a.

Material examined. Syntypes NMHUK ex. Cuming collection from “Siam” (3 shells; Fig. 38F).

Distribution. Laos and Thailand (Saurin 1953, Solem 1966).

Remarks. No material of this species was found, and only the type specimens were examined.

Sarika resplendens (Philippi, 1846)

Helix resplendens Philippi, 1846: 192. Type locality: Prope Mergui Indiae orientalis [Myeik (Mergui) Archipelago, Myeik District, Tanintharyi Region, Myanmar].

Macrochlamys resplendens: Collinge 1903: 209.

Nanina (*Austenia*) *resplendens*: Kobelt 1905: 1183, 1184, pl. 294, figs 1, 2.

Sarika resplendens: Blanford and Godwin-Austen 1908: 277, 278, fig. 84. Schileyko 2011: 34.

Material examined. Specimens from Ban Namone village, Xayaboury District, Xayaboury Province (Figs 39A, 57A).

Distribution. mainland Southeast Asia and eastern India (Collinge 1903, Schileyko 2011).

Family Helicarionidae Bourguignat, 1877

Chalepotaxis Ancey, 1887

Chalepotaxis infantilis (Gredler, 1881)

Helix similis var. *infantilis* Gredler, 1881: 111. Type locality: Provinz Hunan, Distrikt Yün-tscheu-fu, China [Yueyanglou District, Hunan Province, China].

Nanina (?) *infantilis*: Gredler 1884: 143, pl. 3, figs 2, 7–10.

Xesta unilineata Dautzenberg, 1893: 161, pl. 7, fig. 4. Type locality: environs d'Haiphong [the area of Hai Phong Province, Vietnam]. Schileyko 2011: 41.

Chalepotaxis infantilis: Saurin 1953: 113. Zilch 1968: 157. Schileyko 2011: 41. Páll-Gergely et al. 2017a: 114–116, figs 1–4.

Bradybaena similis infantilis: Richardson 1983: 37.

Material examined. Paratype SMF 193148 from “Hunan, China” (1 shell). Specimens from Nam Ork Roo, Ban Nathong village, Namo District, Oudomxay Province (Fig. 39B).

Distribution. China, Laos and Vietnam (Saurin 1953, Schileyko 2011, Páll-Gergely et al. 2017a).

Durgella Blanford, 1863

Durgella libas Solem, 1966

Durgella libas Solem, 1966: 50–56, figs 7–9, 13b. Type locality: Wang Dao, North Thailand [Chiang Dao District, Chiang Mai Province, Thailand].

Material examined. Specimens from Khaungsi waterfall, Luang Phrabang District, Luang Phrabang Province (Figs 19F, 57C).

Distribution. Known only from the type locality in Northern Thailand (Solem 1966).

Durgella rhapsiellus (Martens, 1867)

Helicarion rhapsiellus Martens, 1867: 69, pl. 12, fig. 9. Type locality: Siam [Thailand]. Saurin 1953: 113.

Material examined. Syntype ZMB/Moll–5033 from “Siam” (1 shell + one decayed; Fig. 39C).

Distribution. Laos and Thailand (Martens 1867, Saurin 1953).

Remarks. No material of this species was found, and only the type specimen was examined.

Sesara Albers, 1860

Sesara bouyei (Crosse & Fischer, 1863)

Helix bouyei Crosse & Fischer, 1863a: 269, 270, pl. 9, fig. 7. Type locality: insula Poulo-Condor [Con Dao Islands, Ba Ria–Vung Tau Province, Vietnam].

Sesara bouyei: Schileyko 2011: 34.

Material examined. Syntype MNHN-IM-2000-27879 from “Poulo Condor” (1 shell; Fig. 39D). Specimens from Hot Spring, Kham District, Xieng Khaung Province (Fig. 39E).

Distribution. Vietnam (Schileyko 2011).

Sesara penoti Ancey, 1898

Sesara penoti Ancey, 1898: 129, 130, pl. 9, fig. c. Type locality. Luang-prabang [Luang Phrabang Province, Laos]. Saurin 1953: 113. Wood and Gallichan 2008: 74, pl. 16, figs 2, ii (label).

Material examined. Syntype NMW 1955.158.24179 from “Luang-prabang, Laos” (1 shell). Specimens from Nam Ork Roo, Ban Nathong village, Namong District, Oudomxay Province (Fig. 39F).

Distribution. Laos (Ancey 1898, Saurin 1953).

Sitala Adams, 1865

Sitala tricineta Saurin, 1953

Sitala tricineta Saurin, 1953: 118, pl. 4, fig. 8a, b. Type locality: environs du village méo de Pah Hia, à 100 kilomètres au Sud de Xieng-Khouang, chef-lieu de la province du Tran Ninh, Laos [probably refers to Ban Namthong, Longchaeng District, Xaisomboun Province, Laos].

Distribution. Known only from the type locality in Laos (Saurin 1953).

Remarks. No material of this species was found, and the type specimen could not be traced. This species was figured in Saurin (1953: pl. 4, fig. 8a; see Fig. 17H). For the current interpretation of Pa Hia, see Páll-Gergely et al. (2016: 13).

Infraorder Helicoidei [= “Helicoid Clade”]**Superfamily Helicoidea****Family Camaenidae Pilsbry, 1895****Subfamily Bradybaeninae Pilsbry, 1934*****Aegista* Albers, 1850*****Aegista coudeini* (Bavay & Dautzenberg, 1900)**

Helix (*Ganesella*) *coudeini* Bavay & Dautzenberg, 1900b: 113. Type locality: Bac-Kan [Bac Kan Province, Vietnam]. Bavay and Dautzenberg 1900a: 443, 444, pl. 9, figs 13–15.

Ganesella coudeini: Richardson 1985: 134. Schileyko 2011: 48.

Ganesella (*Ganesella*) *coudeini*: Solem 1966: 101.

Material examined. Syntype MNHN-IM-2000-1867 from “Bac-Kan, Tonkin” (1 shell; Fig. 40A). Specimens from Nam Noua bridge, Viengxay District, Houaphanh Province (Fig. 40B).

Distribution. Thailand and Vietnam (Solem 1966, Schileyko 2011).

***Aegista emma* (Pfeiffer, 1863)**

Helix emma Pfeiffer, 1863a[1862]: 273. Type locality: Lao Mountains, Camboja [Cambodia or Laos]. Pfeiffer 1863b: 209, pl. 55, figs 4–7. Pilsbry 1888: 53, pl. 11, figs 59–61.

Aegista (*Plectotropis*) *emma*: Richardson 1983: 11.

Material examined. Syntype NHMUK 20170016 from “Lao Mountains, Camboja” (1 shell; Fig. 40C). Specimens from Khaungsi waterfall, Luang Phrabang District, Luang Phrabang Province (Fig. 57E).

Distribution. Laos and possibly in Cambodia (Pilsbry 1888).

***Aegista gitaena* (Bavay & Dautzenberg, 1909)**

Helix (*Plectotropis*) *gitaena* Bavay & Dautzenberg, 1909d[1908]: 240. Type locality: Nat-Son [Nat Son Commune, Kim Boi District, Hoa Binh Province, Vietnam]. Bavay and Dautzenberg 1909b: 189, 190, pl. 7, figs 9–11.

Aegista (*Plectotropis*) *gitaena*: Richardson 1983: 11.

Plectotropis gitaena: Schileyko 2011: 39.

Material examined. Specimens from Ban Namone village, Xayaboury District, Xayaboury Province (Fig. 40D).

Distribution. Vietnam (Schileyko 2011).

***Aegista pseudotrochula* (Bavay & Dautzenberg, 1909)**

Helix (*Plectotropis*) *pseudotrochula* Bavay & Dautzenberg, 1909d[1908]: 239. Type locality: Muong-Kong [Muong Khuong District, Lao Cai Province, Vietnam], Muong-Hum [Muong Hum Commune, Bat Xat District, Lao Cai Province, Vietnam], Pac-Kha [Pa Kha in Long Luong Commune, Van Ho District, Son La Province, Vietnam], Phong-Tho [Phong Tho District, Lai Chau Province, Vietnam], Trinh-Tuong [Trinh Tuong Commune, Bat Xat District, Lao Cai Province, Vietnam]. Bavay and Dautzenberg 1909b: 188, 189, pl. 7, figs 6–8.

Aegista (*Plectotropis*) *pseudotrochula*: Richardson 1983: 15.

Plectotropis pseudotrochula: Schileyko 2011: 39.

Material examined. Syntype MNHN-IM-2000-31775 (1 shell; Fig. 40E). Specimens from limestone hills at Ban Oudom village, Pakbeg District, Oudomxay Province (Fig. 40F).

Distribution. Vietnam (Schileyko 2011).

***Aegista subinflexa major* (Bavay & Dautzenberg, 1909)**

Helix (*Plectotropis*) *subinflexa* var. *major* Bavay & Dautzenberg, 1909b: 188, pl. 7, fig. 4. Type locality: Phong-Tho [Phong Tho District, Lai Chau Province, Vietnam].

Aegista (*Plectotropis*) *subinflexa major*: Richardson 1983: 17.

Plectotropis subinflexa var. *major*: Schileyko 2011: 39.

Material examined. Syntype of “var. *major* Bavay & Dautzenberg, 1909” MNHN-IM-2000-31777 from “Phong-Tho” (1 shell; Fig. 41A). Specimens from Ban Namone village, Xayaboury District, Xayaboury Province (Fig. 41B).

Distribution. Vietnam (Schileyko 2011).

***Aegista subinflexa minor* (Bavay & Dautzenberg, 1909)**

Helix (*Plectotropis*) *subinflexa* var. *minor* Bavay & Dautzenberg, 1909b: 188, pl. 7, fig. 5. Type locality: Long-Ping, près de Pac-Kha; Phong-Tho, Muong-Hum [Lung Phinh Commune, Bac Ha District, Lao Cai Province; Muong Hum Commune, Bat Xat District, Lao Cai Province, Vietnam].

Aegista (*Plectotropis*) *subinflexa minor*: Richardson 1983: 17.

Plectotropis subinflexa var. *minor*: Schileyko 2011: 39.

Material examined. Syntype of “var. *minor* Bavay & Dautzenberg, 1909” MNHN-IM-2000-31778 from “Phong-Tho, Muong-Hum” (1 shell; Fig. 41C). Specimens from Tam Xang Cave, Ban Nam Kha village, Kham District, Xieng Khaung Province (Fig. 41D).

Distribution. Vietnam (Schileyko 2011).

***Bradybaena* Beck, 1837**

***Bradybaena bocageana* (Crosse, 1864)**

Helix bocageana Crosse, 1864: 284, 285. Type locality: China. Crosse 1866: 58, 59, pl. 1, fig. 4.

Bradybaena (*Karaftohelix*) *weyrichi bocageana*: Richardson 1983: 45.

Karaftohelix bocageana bocageana: Sysoev and Schileyko 2009: 180, fig. 102a.

Material examined. Syntype MNHN-IM-2000-1844 from “China” (1 shell; Fig. 41E). Specimens from Hot Spring, Ban Nam Hom village, Kham District, Xieng Khaung Province (Fig. 41F).

Distribution. China and Russia (Sysoev and Schileyko 2009).

***Bradybaena jourdyi* (Morlet, 1886)**

Helix jourdyi Morlet, 1886c: 75, 76. Type locality: Tonkin. Les environs de Lang-son, Dang-son et Chu [Chu River, Lang Son Province; Dang Son Commune, Do Luong District, Nghe An Province, Vietnam]. Morlet 1887[1886]: 258, 269, 270, pl. 12, figs 3, 3a, b.

Bradybaena jourdyi: Richardson 1983: 30.

Bradybaena (?) *jourdyi*: Schileyko 2011: 40.

Material examined. Syntype MNHN-IM-2000-1944 from “Lang-Son, Dang-Son et Chu” (1 shell; Fig. 42A). Specimens from Tam Pew Cave, Kham District, Xieng Khaung Province (Fig. 42B).

Distribution. Vietnam (Schileyko 2011).

***Bradybaena similis* (Fèrussac, 1821)**

Helix similis Fèrussac, 1821: 43, no. 262, pl. 25b, figs 1, 4. Type locality: Timor.

Eulota similis: Gude 1914: 200–202.

Bradybaena similis: Richardson 1983: 36–38. Schileyko 2011: 40.

Material examined. Syntypes MNHN-IM-2000-31776 “Timor ? Nouvelle Hollande” (3 shells; Fig. 42C).

Distribution. This species has been introduced widely around the world (Schileyko 2011).

Remarks. This species occurs in disturbed lowland to highland in Luang Phrabang, Phongsali and Xayaboury Provinces of Laos.

***Plectotropis* Martens, 1860**

***Plectotropis bonnieri* (Fischer, 1898)**

Helix (*Plectotropis*?) *bonnieri* Fischer, 1898: 319, 320, pl. 17, figs 12–16. Type locality: Rochers calcaires Dèo-Ma-Phuc [Deo Ma Phuc limestone hills located east of Cao Bang District, Cao Bang Province, Vietnam].

Plectotropis bonnieri: Saurin 1953: 113. Schileyko 2011: 38.

Distribution. Laos and Vietnam (Saurin 1953, Schileyko 2011).

Remarks. No material of this species was found.

***Plectotropis repanda* (Pfeiffer, 1861)**

Helix repanda Pfeiffer, 1861a: 195. Type locality: Camboja [Cambodia].

Plectotropis (?) *repanda*: Schileyko 2011: 39.

Distribution. Cambodia, Laos, Thailand and Vietnam (Schileyko 2011).

Remarks. No material of this species was found.

Subfamily Camaeninae Pilsbry, 1895

***Amphidromus* Albers, 1850**

***Amphidromus areolatus* (Pfeiffer, 1861)**

Bulimus areolatus Pfeiffer, 1861a: 194. Type locality: Siam [Thailand]. Pfeiffer 1861b: 172, 173, pl. 46, figs 11, 12.

Amphidromus (*Syndromus*) *areolatus*: Laidlaw and Solem 1961: 564, 600, 601. Inkhavilay et al. 2017: 20–24, figs 7g–i, 9a, 10a–c, 11a–b.

Amphidromus areolatus: Sutcharit et al. 2015: 58, fig. 3j, k.

Material examined. Lectotype NHMUK 19601430 and paralectotype NHMUK 19601431 (1 shell) figured in Sutcharit et al. (2015: fig. 3j, k). Specimen CUMZ 7022 from Tad Fek waterfall, Sammakeexay District, Attapeu Province (Figs 42D, 57F).

Distribution. Laos and Thailand (Laidlaw and Solem 1961, Inkhavilay et al. 2017).

***Amphidromus comes* (Pfeiffer, 1861)**

Bulimus comes Pfeiffer, 1861a: 193, 194. Type locality: Camboja [Cambodia]. Pfeiffer 1866: 311, 312, pl. 75, figs 10, 11.

Amphidromus (Amphidromus) comes: Laidlaw and Solem 1961: 531, 532, 610.

Amphidromus comes: Schileyko 2011: 50. Sutcharit et al. 2015: 64, fig. 5g, h.

Material examined. Lectotype NHMUK 19601434 and paralectotypes NHMUK 19601435 (2 shells) figured in Sutcharit et al. (2015: fig. 5g, h).

Distribution. Cambodia, Laos, Thailand and Vietnam (Laidlaw and Solem 1961, Schileyko 2011).

Remarks. No material of this species was found, and only the type specimens were examined.

***Amphidromus flavus* (Pfeiffer, 1861)**

Bulimus flavus Pfeiffer, 1861a: 194. Type locality: Siam [Thailand]. Pfeiffer 1861b: 171, 172, pl. 46, figs 7, 8.

Amphidromus (Syndromus) flavus: Laidlaw and Solem 1961: 563, 564, 619. Inkhavilay et al. 2017: 24, figs 9b, 10e–k, 11c–d, 12a–c.

Syndromus flavus: Schileyko 2011: 51.

Amphidromus flavus: Sutcharit et al. 2015: 70, fig. 7i, j.

Material examined. Lectotype NHMUK 19601436 and paralectotype NHMUK 19601437 (1 shell) figured in Sutcharit et al. (2015: fig. 7i, j). Specimens CUMZ 7029 from Tam Pou Kham, Vangvieng District, Vientiane (Fig. 42E).

Distribution. Laos, Malaysia, Thailand and Vietnam (Laidlaw and Solem 1961, Inkhavilay et al. 2017).

***Amphidromus fuscolabris* Möllendorff, 1898**

Amphidromus zebrinus fuscolabris Möllendorff, 1898: 75. Type locality: Boloven [Boloven Plateau, Paksong District, Champasak Province, Laos]. Schileyko 2011: 52.

Amphidromus (Syndromus) zebrinus fuscolabris: Zilch 1953b: 134, pl. 23, fig. 22. Laidlaw and Solem 1961: 564, 621.

Amphidromus (Syndromus) fuscolabris: Inkhavilay et al. 2017: 32, figs 9e–f, 12g–i, 13i–m, 14c–d.

Amphidromus thakhekensis Thach & Huber in Thach, 2017: 48, figs 553–556. Type locality: Thakhek, Khammouane Province, South-Central Laos. New synonym.

Material examined. Holotype of “*fuscolabris* Möllendorff, 1898” SMF 7641 figured in Inkhavilay et al. (2017: fig. 13i) and holotype of “*thakhekensis* Thach & Huber, 2017” MNHN-IM-2000-33216 (Fig. 42F). Specimens CUMZ 7040, 7042 from Ban Phone village, Lamam District, Sekong Province (Figs 43A, B, 57G, H).

Distribution. Known from several localities in Laos and probably in Vietnam (Schileyko 2011, Inkhavilay et al. 2017, Thach 2017).

Remarks. The holotype of *Amphidromus thakhekensis* Thach & Huber, 2017 is identical to the un-banded colour form of *A. fuscolabris*, which probably reflects intra-population variation rather than separate biological species entities. Therefore, we recognised this name as a junior synonym of *A. fuscolabris*.

Amphidromus gerberi Thach & Huber, 2017

Amphidromus gerberi Thach & Huber in Thach, 2017: 39, 40, figs 649–652, 654, 655.

Type locality: Don Khong Island on Mekong River, Si Phan Don, South Laos [Khong District, Champasak Province, Laos].

Material examined. Holotype FMNH 381987 (Fig. 43C).

Distribution. Known only from the type locality in Laos (Thach 2017).

Remarks. No material of this species was found, and only the type specimens were examined.

Amphidromus givenchy Geret, 1912

Amphidromus givenchy Geret, 1912: 55, 56, pl. 2, figs 21, 22. Type locality: unknown.

Laidlaw and Solem 1961: 526, 621.

Amphidromus (Amphidromus) givenchy: Sutcharit and Panha 2006: 26–28, figs 4n–q, 18, 19. Inkhavilay et al. 2017: 14–15, figs 2c, 3c, 4i.

Amphidromus richgoldbergi Thach & Huber in Thach, 2017: 45, figs 505–508. Type locality: Vang Vieng, Vientiane Province, Central Laos [Vangvieng District, Vientiane Province, Laos]. New synonym.

Material examined. Holotype of “*richgoldbergi* Thach & Huber, 2017” FMNH 381986 (Fig. 43E). Specimens CUMZ 7015 (Fig. 43D) from Tad Lor waterfall, Salavan District, Salavan Province.

Distribution. Laos and Thailand (Sutcharit and Panha 2006, Inkhavilay et al. 2017).

Remarks. *Amphidromus richgoldbergi* Thach & Huber, 2017 has a dextral shell, yellowish-green periostracum and a brownish spot on the apex (Thach 2017). These characters are the intraspecific variations of *A. givenchy* (Sutcharit and Panha 2006, Inkhavilay et al. 2017) rather than indicative of different biological species entities. Therefore, we recognised this name as a junior synonym of *A. givenchy*.

***Amphidromus haematostoma* Möllendorff, 1898**

Amphidromus haematostoma Möllendorff, 1898: 74, 75. Type locality: Boloven [Boloven Plateau, Champasak, Laos]. Schileyko 2011: 51.

Amphidromus haematostoma var. *viridis* Möllendorff, 1898: 75. Type locality: Boloven [Boloven Plateau, Champasak, Laos]. Laidlaw and Solem 1961: 670. Schileyko 2011: 51.

Amphidromus haematostoma var. *varians* Möllendorff, 1898: 75. Type locality: Boloven [Boloven Plateau, Champasak, Laos]. Laidlaw and Solem 1961: 668. Schileyko 2011: 51.

Amphidromus (Syndromus) haematostoma: Zilch 1953b: 132, pl. 22, figs 4, 5. Inkhavilay et al. 2017: 34, 35, fig. 130–r.

Amphidromus haematostomus [sic]: Laidlaw and Solem 1961: 527, 625.

Amphidromus attapeuensis Thach & Huber in Thach, 2017: 37, 38, figs 573–578. Type locality: Attapeu Province, southeast of Laos, close to Vietnam border. New synonym.

Material examined. Lectotype of “var. *viridis* Möllendorff, 1898” SMF 7559 (Fig. 43F), lectotype of “var. *varians* Möllendorff, 1898” SMF 7561 (Fig. 44B), and holotype of “*attapeuensis* Thach & Huber, 2017” NHMUK 20170278 (Fig. 44C). Specimens from Xe Pian village, Paksong District, Champasak Province (Fig. 44A).

Distribution. Laos, Thailand and probably in Vietnam (Schileyko 2011, Inkhavilay et al. 2017, Thach 2017).

Remarks. The holotype of *Amphidromus attapeuensis* Thach & Huber, 2017 has a greenish shell, purple lip and parietal callus, and brownish streaks on the apical whorls (Thach 2017). These characters are identical to that of the banded colour form of *A. haematostoma* (see Inkhavilay et al. 2017). Therefore, we recognised this name as a junior synonym of *A. haematostoma*.

***Amphidromus inversus annamiticus* (Crosse & Fischer, 1863)**

Bulimus annamiticus Crosse & Fischer, 1863b: 357–359. Type locality: in vicinio urbis Saigon et pagi Fuyen-Moth dicti [Ho Chi Min Province and Phu Yen Province, Vietnam]. Crosse and Fischer 1864: 329, pl. 12, fig. 8.

Amphidromus inversus annamiticus: Laidlaw and Solem 1961: 561, 600. Schileyko 2011: 50.

Amphidromus (Amphidromus) inversus annamiticus: Sutcharit and Panha 2006: 9–14, figs 3e–h, 7d–f, 9.

Material examined. Syntypes MNHN-IM-2000-1820 from “Saigon et Fuyen-Moth” (2 shells; Fig. 44D). Specimens from Don Sadam, Khong District, Champasak Province (Fig. 44E).

Distribution. Cambodia, Thailand and Vietnam (Laidlaw and Solem 1961, Schileyko 2011).

***Amphidromus khammouanensis* Thach & Huber, 2017**

Amphidromus khammouanensis Thach & Huber in Thach, 2017: 41, figs 501–503.
Type locality: Thakhek city, Khammouane Province, Central Laos.

Material examined. Holotype NHMUK 20170276 (Fig. 44F).

Distribution. Known only from the type locality in Laos (Thach 2017).

Remarks. No material of this species was found, and only the type specimens were examined.

***Amphidromus laosianus* (Bavay, 1898)**

Amphidromus laosianus Bavay, 1898: 15, 16, pl. 2, figs 1, 1a. Type locality: Khône, sur les bords du Mékong [on the banks of the Mekong River, Khone District, Champasak Province, Laos]. Laidlaw and Solem 1961: 526, 634.

Amphidromus laosianus var. *albocaerulescens* Bavay, 1898: 16, pl. 2, figs 2, 2a. Type locality: Khône, sur les bords du Mékong [on the banks of the Mekong River, Khone District, Champasak Province, Laos]. Laidlaw and Solem 1961: 526, 598.

Amphidromus (Amphidromus) laosianus: Inkhavilay et al. 2017: 10, fig. 4g.

Material examined. Specimens RMNH 101049 (2 shells) from Khone District, Champasak Province (Fig. 45A).

Distribution. Known only from the type locality in Laos (Inkhavilay et al. 2017).

Remarks. No material of this species was found, and only the old specimens were examined.

***Amphidromus monsecourorum* Thach & Huber, 2017**

Amphidromus monsecourorum Thach & Huber in Thach, 2017: 43, figs 513–518. Type locality: Attapeu Province, southeast of Laos, close to Vietnam border.

Material examined. Holotype RBINS-MT-3576 figured in Thach (2017: figs 513–515).

Distribution. Known only from the type locality in Laos (Thach 2017).

Remarks. No material of this species was found, and only the type specimens were examined.

***Amphidromus pervariabilis* Bavay & Dautzenberg, 1909**

Amphidromus pervariabilis Bavay & Dautzenberg, 1909d[1908]: 246, 247. Type locality: Ban-Lao [Ban Lao in Muong Bum Commune, Thuan Chau District, Son La Province, Vietnam], Muong-Kong [Muong Khuong District, Lao Cai Province, Vietnam], Pha-Long [Pha Long Commune, Muong Khuong District, Lao Cai Province, Vietnam] and Pac Kha [Pa Kha Commune, Bac Ha District, Lao Cai Province, Vietnam]. Bavay and Dautzenberg 1909c: 279–281, pl. 9, figs 1–10, pl. 10, figs 1–8. Laidlaw and Solem 1961: 527, 528, 614, 648. Schileyko 2011: 50.
Amphidromus (Amphidromus) pervariabilis: Inkhavilay et al. 2017: 10, fig. 5a–l.

Material examined. Syntypes MNHM-IM-2000-2049 (3 shells) figured in Inkhavilay et al. (2017: fig. 5a–b). Specimens from Ban Nam Lee village (km 34), Khoua District, Phongsaly Province (Fig. 45B).

Distribution. Laos and Vietnam (Schileyko 2011, Inkhavilay et al. 2017)

***Amphidromus protania* Lehmann & Maassen, 2004**

Amphidromus (Amphidromus) protania Lehmann & Maassen, 2004: 17–20, figs 1–4.
 Type locality: South Laos, Salavan Province, near the Ban Donxé village, the east bank of the Se Don River. Inkhavilay et al. 2017: 15, fig. 4h.

Material examined. Holotype RMNH 98143 (Fig. 45C).

Distribution. Laos (Inkhavilay et al. 2017).

Remarks. No material of this species was found, and only the type specimens were examined.

***Amphidromus roemeri* (Pfeiffer, 1863)**

Bulimus römeri Pfeiffer, 1863a[1862]: 274, pl. 36, fig. 4. Type locality: Laos Mountains, Camboja [Cambodia or Laos]. Pfeiffer 1863b: 217, pl. 57, figs 10, 11.

Amphidromus roemeri: Laidlaw and Solem 1961: 654. Sutcharit et al. 2015: 87, fig. 13e, f.

Amphidromus (Syndromus) roemeri: Inkhavilay et al. 2017: 27.

Material examined. Lectotype NHMUK 19601450 and paralectotype NHMUK 19601451 (2 shells) figured in Sutcharit et al. (2015: fig. 13e, f).

Distribution. Probably in Laos and Cambodia (Laidlaw and Solem 1961, Inkhavilay et al. 2017).

Remarks. No material of this species was found, and only the type specimens were examined.

***Amphidromus roseolabiatus* Fulton, 1896**

Amphidromus roseolabiatus Fulton, 1896: 89, pl. 6, fig. 8. Type locality: Siam [Thailand]. Laidlaw and Solem 1961: 527, 655. Sutcharit et al. 2015: 88, fig. 13j, k.

Amphidromus (Amphidromus) roseolabiatus: Inkhavilay et al. 2017: 3, 6, 9, 10, figs 2a, b, 3a, b, 4a–f, 6a, b, 7a–c.

Amphidromus phuonglinhae Thach, 2017: 45, figs 581–584. Type locality: Bo Trach District, Quang Binh Province, Central Vietnam. New synonym.

Material examined. Lectotype of “*roseolabiatus* Fulton, 1896” NHMUK 19601462 figured in Sutcharit et al. (2015: fig. 13j) and holotype of “*phuonglinhae* Thach, 2017” MNHN-IM-2000-33200 (Fig. 45F). Specimens CUMZ 7011 from fruit orchards at Ban Phavong village, Yommalath District, Khammouan Province (Figs 45D, 58A) and CUMZ 7004 from Tam Mung Korn, Khamkeut District, Bolikhamxay Province (Fig. 45E).

Distribution. Laos, Thailand and Vietnam (Inkhavilay et al. 2017, Thach 2017)

Remarks. The holotype of *A. phuonglinhae* Thach, 2017 is an immature specimen. The distinguished characters of yellowish-green periostracum and reddish-brown spiral band and columella (see Thach 2017) are identical to the typical colour form of *A. roseolabiatus* (see Inkhavilay et al. 2017). Therefore, we recognised this name as a junior synonym of *A. roseolabiatus*.

***Amphidromus semitessellatus* (Morlet, 1885)**

Bulimus (Amphidromus) semitessellatus Morlet, 1885[1884]: 387, 388, pl. 11, figs 2, 2a.

Type locality: les montagnes qui bordent le grand fleuve au delà de Stung-Treng.

Les forêts et les montagnes de Kampot à Compong-Som [Mountains and forest in Stung Treng, Kampot and Sihanoukville Provinces, Cambodia].

Amphidromus (Syndromus) semitessellatus: Laidlaw and Solem 1961: 564, 658. Inkhavilay et al. 2017: 27, 28, fig. 10l, m.

Syndromus semitessellatus: Schileyko 2011: 51, 52.

Material examined. Lectotype MNHN-IM-2000-1985 figured in Inkhavilay et al. (2017: fig. 10l).

Distribution. Cambodia, Laos, Thailand and probably in Vietnam (Laidlaw and Solem 1961, Schileyko 2011, Inkhavilay et al. 2017).

Remarks. No material of this species was found, and only the type specimen was examined.

***Amphidromus syndromoideus* Inkhavilay & Panha, 2017**

Amphidromus (*Amphidromus*) *syndromoideus* Inkhavilay & Panha in Inkhavilay et al. 2017: 16, 17, figs 2d, 3d, 4j, k, 6c, d, 7d–f. Type locality: Tam Nang Ann, Thakhek District, Khammouan Province, Laos.

Material examined. Holotype CUMZ 7019 (Fig. 46A).

Distribution. Known only from the type locality in Laos (Inkhavilay et al. 2017).

***Amphidromus xiengensis* Morlet, 1891**

Amphidromus xiengensis Morlet, 1891b: 27. Type locality: Xieng-Mai et les forêts des bords du Ménam Pinh, Laos occidental [banks of Ping River, Chiang Mai Province, Thailand]. Morlet 1891a: 232, 240, 241, pl. 5, fig. 4. Solem 1966: 102, 103.

Amphidromus contrarius var. *multifasciata* Fulton, 1896: 78, pl. 7, fig. 5. Type locality: Cambodia. Laidlaw and Solem 1961: 642.

Amphidromus xiengensis var. *clausus* Pilsbry, 1900: 195, 196, pl. 63, figs 79–82. Type locality: Laos Mountains, Cambodia. Laidlaw and Solem 1961: 609.

Amphidromus (*Syndromus*) *xiengensis*: Laidlaw and Solem 1961: 564, 565, 672. Inkhavilay et al. 2017: 28, figs 9c, d, 12d–f, 13a–h, 14a, b.

Material examined. Lectotype MNHN-IM-2000-5249 figured in Inkhavilay et al. (2017: fig. 13a). Specimens from Ban Na Deua village, Luang Phrabang District, Luang Phrabang Province (Fig. 46B, C).

Distribution. Cambodia, Laos and Thailand (Laidlaw and Solem 1961, Solem 1966, Inkhavilay et al. 2017).

***Amphidromus xiengkhaungensis* Inkhavilay & Panha, 2017**

Amphidromus (*Syndromus*) *xiengkhaungensis* Inkhavilay & Panha in Inkhavilay et al. 2017: 35, 36, fig. 13s, t. Type locality: Ban Nong Tang, Phou Kood District, Xieng Khaung Province, Laos.

Material examined. Holotype CUMZ 7045 (Fig. 46D).

Distribution. Known only from the type locality in Laos (Inkhavilay et al. 2017).

***Amphidromus zebrinus* (Pfeiffer, 1861)**

Bulimus zebrinus Pfeiffer, 1861a: 194. Type locality: Siam [Thailand]. Pfeiffer 1861b: 172, pl. 46, figs 9, 10.

Amphidromus (Syndromus) zebrinus: Laidlaw and Solem 1961: 564, 673.

Syndromus zebrinus: Schileyko 2011: 52.

Amphidromus zebrinus: Sutcharit et al. 2015: 95, fig. 15k.

Material examined. Lectotype NHMUK 19601439 figured in Sutcharit et al. (2015: fig. 15k).

Distribution. Laos, Thailand and probably in Vietnam (Laidlaw and Solem 1961, Schileyko 2011).

Remarks. No material of this species was found, and only the type specimen was examined.

Camaena Albers, 1850

Camaena choboensis (Mabille, 1889)

Helix choboensis Mabille, 1889: 7. Type locality: Tonkin.

Helix (Camaena) choboensis: Bavay and Dautzenberg 1909b: 173, 174.

Camaena choboensis: Schileyko 2011: 41.

Material examined. Syntypes MNHN-IM-2000-1908 from “Tonkin” (2 shells; Fig. 46E). Specimens from limestone near Tam Tarn Kaison Cave, Viengxay District, Houaphanh Province (Fig. 46F).

Distribution. Vietnam (Schileyko 2011).

Camaena huberi Thach, 2017

Camaena huberi Thach, 2017: 51, 52, figs 689–691. Type locality: south of Thakhek, Khammouane Province, Central Laos.

Material examined. Holotype MNHN-IM-2000-33205 (Fig. 47A).

Distribution. Known only from the type locality in Laos (Thach 2017).

Remarks. This species was originally described based on the immature holotype, which have a relatively smaller size (width 26.3 mm, height 16.4 mm) and apertural lip not expanded. Therefore, this nominal species is possibly the young specimens of either *C. mansuyi* Dautzenberg & Fischer, 1906 or *C. suprafusca* Möllendorff, 1898, which are recorded from the massive karsts in Bolikhamxay and Khammouane Provinces.

Camaena illustris (Pfeiffer, 1863)

Helix illustris Pfeiffer, 1863a[1862]: 269, pl. 36, fig. 8. Type locality: Lao Mountains, Camboja [Cambodia or Laos]. Pfeiffer 1863b: 208, 209, pl. 55, figs 1–3.

Camaena illustris: Saurin 1953: 113. Richardson 1985: 74. Schileyko 2011: 42.

Material examined. Syntypes NHMUK ex. Cuming collection from “Lao Mountains, Camboja” (2 shells; Fig. 47B). Specimens from km 31 from Xam Neua Town (Polytechnic School), Viengxay District, Houaphanh Province (Figs 47C, 58B).

Distribution. Laos and Vietnam (Saurin 1953, Schileyko 2011).

Camaena leeana Thach, 2017

Camaena leeana Thach, 2017: 52, figs 693–696. Type locality: south of Thakhek, Khammouane Province, Central Laos.

Material examined. Holotype FMNH 381984 (Fig. 47D).

Distribution. Known only from the type locality in Laos (Thach 2017).

Remarks. No material of this species was found, and only the type specimens were examined.

Camaena suprafusca Möllendorff, 1898

Camaena suprafusca Möllendorff, 1898: 71. Type locality: Boloven [Boloven Plateau, Paksong District, Champasak Province, Laos]. Richardson 1985: 78. Schileyko 2011: 43.

Camaena (Camaena) suprafusca: Zilch 1964: 245, pl. 6, fig. 4.

Material examined. Lectotype SMF 8105 figured in Zilch (1964: pl. 6, fig. 4) and paralectotype SMF 8106 (1 shell). Specimens from Tad Moang waterfall, Khamkeut District, Bolikhamxay Province (Figs 47E, 58C).

Distribution. Laos and possibly in Vietnam (Schileyko 2011).

Camaena vanbuensis Smith, 1896

Camaena vanbuensis Smith, 1896: 129, 130. Type locality: Vanbu, Tonkin [Van Ban District, Lao Cai Province, Vietnam]. Schileyko 2011: 43.

Camaena illustris vanbuensis: Richardson 1985: 74.

Material examined. Holotype NHMUK 1896.1.25.1 (Fig. 47F). Specimens from Ban Bo-Khoun village near Laos-China border, Boun Neua District, Phongsaly Province (Figs 48A, 58D).

Distribution. Vietnam (Schileyko 2011).

Chloritis* Beck, 1837**Chloritis balansai* (Morlet, 1886)**

Helix balansai Morlet, 1886a: 1. Type locality: Baie d'Halong et montagne de l'Éléphant [Ha Long Bay and Elephant Mountain, Quang Ninh Province, Vietnam]. Morlet 1887[1886]: 258, 270, 271, pl. 12, figs 4, 4a, b.

Helix (*Chloritis*) *balansai* var. *cincta* Dautzenberg & Fischer, 1905: 90, 91, pl. 3, figs 5–9. Type locality: Ile Krieu, Archipel des Fai-Tsi-Long, Tonkin [Krieu Island, Ha Long Provincial, Quang Ninh Province, Vietnam]. Schileyko 2011: 45.

Chloritis (*Trichochloritis*) *balansai*: Gude 1906: 116.

Chloritis (*Trichochloritis*) *balansai* var. *cincta*: Gude 1906: 116.

Chloritis balansai: Richardson 1985: 86.

Chloritis balansai cincta: Richardson 1985: 86.

Trachia balansai: Schileyko 2011: 45.

Material examined. Syntype of “*balansai* Morlet, 1887” MNHN-IM-2000-2078 from “Tonkin” (1 shell; Fig. 48B). Syntypes of “var. *cincta* Dautzenberg and Fischer 1905” MNHN-IM-2000-2077 from “Ile Krieu” (2 shells; Fig. 48C). Specimens from Ngoy Town, Ngoy District, Luang Phrabang Province (Fig. 48D).

Distribution. Laos and Vietnam (Schileyko 2011).

***Chloritis caseus* (Pfeiffer, 1860)**

Helix caseus Pfeiffer, 1860a: 134. Type locality: Siam [Thailand].

Helix (*Plectotropis*) *caseus*: Fischer 1891: 26.

Chloritis (*Trichochloritis*) *caseus*: Gude 1906: 115.

Chloritis caseus: Richardson 1985: 88, 89.

Material examined. Syntypes NHMUK 20160333 from “Siam” (3 shells; Fig. 49A).

Distribution. Cambodia, Laos and Thailand (Fischer 1891, Gude 1906).

Remarks. No material of this species was found, and only the type specimens were examined.

***Chloritis condoriana* (Crosse & Fischer, 1863)**

Helix condoriana Crosse & Fischer, 1863b: 351–353, pl. 14, fig. 1. Type locality: Poulo-Condor [Con Dao Islands, Ba Ria–Vung Tau Province, Vietnam].

Chloritis (*Trichochloritis*) *condoriana*: Gude 1906: 115.

Chloritis condoriana: Richardson 1985: 91.

Trichochloritis condoriana: Schileyko 2011: 47.

Material examined. Syntype MNHN-IM-2000-1866 from “Ile de Poulo-Condor” (1 shell; Fig. 48E). Specimens from km 30, Laos-Vietnam border road, Yommalath District, Khammouan Province (Fig. 48F).

Distribution. Vietnam (Schileyko 2011).

***Chloritis deliciosa* (Pfeiffer, 1863)**

Helix deliciosa Pfeiffer, 1863a[1862]: 271, pl. 36, fig. 3. Type locality: Lao Mountains, Camboja [Cambodia or Laos].

Chloritis (Trichochloritis) deliciosa: Gude 1906: 116.

Chloritis deliciosa: Richardson 1985: 93.

Camaena deliciosa: Schileyko 2011: 42.

Material examined. Syntypes NHMUK 20170017 from “Lao Mountains, Camboja” (3 shells; Fig. 49B). Specimens from Ban Bo-Khoun village, Laos-China border, Boun Neua District, Phongsaly Province (Figs 49C, 58E).

Distribution. Laos, Vietnam and possibly in Cambodia (Pfeiffer 1863a, Schileyko 2011).

***Chloritis diplochone* Möllendorff, 1898**

Chloritis diplochone Möllendorff, 1898: 72. Type locality: Boloven [Boloven Plateau, Paksong District, Champasak Province, Laos]. Richardson 1985: 94. Sutcharit and Panha 2010: 283, figs 1c, d, 2g–l, 3e–h.

Chloritis (Trichochloritis) diplochone: Gude 1906: 116.

Trichochloritis diplochone: Schileyko 2011: 47.

Material examined. Lectotype SMF 8594 (Fig. 49D) and paralectotype SMF 8595 (1 shell). Specimens from km 30, Laos-Vietnam border road, Yommalath District, Khammouan Province (Fig. 49E).

Distribution. Laos, Thailand and Vietnam (Sutcharit and Panha 2010, Schileyko 2011).

***Chloritis durandi* (Bavay & Dautzenberg, 1900)**

Helix (Chloritis) durandi Bavay & Dautzenberg, 1900b: 111, 112. Type locality: Bac-Kan [Bac Kan Province, Vietnam]. Bavay and Dautzenberg 1900a: 441, pl. 11, figs 1–3.

Chloritis (Eustomopsis) durandi: Gude 1906: 112.

Chloritis durandi: Richardson 1985: 94, 95.

Trachia (?) durandi: Schileyko 2011: 45.

Material examined. Syntypes MNHN-IM-2000-1881 from “Bac-Kan, Tonkin” (1 shell; Fig. 50A) and MNHN-IM-2000-1882 From “Bac-Kan” (3 shells; Fig. 49F). Specimens from Ngoy Town, Ngoy District, Luang Phrabang Province (Figs 50B, 58F).

Distribution. Vietnam (Schileyko 2011).

Chloritis fouresi (Morlet, 1886)

Helix fouresi Morlet, 1886b: 74. Type locality: Plateau de Stang-Trang, Cambodia [Steung Treng Province, Cambodia].

Fruticicola fouresi: Morlet 1889: 126, 176, 177, pl. 6, fig. 3.

Chloritis (Trichochloritis) fouresi: Gude 1906: 115.

Chloritis fouresi: Richardson 1985: 97.

Material examined. Syntype MNHN-IM-2000-1888 from “Strung-Trang” (1 shell; Fig. 50C). Specimens from Nam Noua bridge, Viengxay District, Houaphanh Province (Fig. 50D).

Distribution. Cambodia and Thailand (Morlet 1889).

Chloritis khammouanensis Inkhavilay & Panha, nom. nov.

Megalacron huberi Thach, 2017: 53, 54, figs 741–743. [non *Chloritis huberi* Thach, 2016: 72, 73, figs 49, 407–410]. Type locality: Thakhek, Khammouane Province, South Central Laos.

Etymology. The species name “*khammouanensis*” is from the type locality of the type specimens in Laos.

Material examined. Holotype MNHN-IM-2000-33214 (Fig. 50E). Specimens from Tam Xang Cave, Thakhek District, Khammouan Province (Fig. 50F).

Distribution. Known only from the type locality in Laos (Thach 2017).

Remarks. This species was originally placed in the genus *Megalacron* Rensch, 1934. It seemed inappropriate since all the known members are distributed in the Bismarck and Solomon Islands. Moreover, the subfamily Papuninae where *Megalacron* belongs has a restricted distribution in New Guinea, Australia and Melanesia (Schileyko 2003b: 1605, 1606). With a medium shell size, depressed helicoid, expanded lip and rimate umbilicus, they are practically identical to the generic characters of *Chloritis* s.l., although this placement requires further anatomical study for confirmation.

By relocating *Megalacron huberi* Thach, 2017 to the genus *Chloritis*, it becomes a junior secondary homonym of *Chloritis huberi* Thach, 2016 (see below). According to the ICZN guideline (ICZN 1999: Arts 57.3.1 and 60.3), the species name of a junior homonym has to be replaced, and so we propose *Chloritis khammouanensis* Inkhavilay & Panha, nomen novum as the new replacement name.

***Chloritis klausgrohi* Thach & Huber, 2017**

Chloritis klausgrohi Thach & Huber in Thach, 2017: 52, figs 729–732. Type locality: Laos.

Material examined. Holotype RMNH 5006711 figured in Thach (2017: figs 729–731). Specimens from limestone outcrop at Tam Nang Rod Cave, Na-dan village, Yommalath District, Khammouan, Laos (Fig. 51A).

Distribution. Known only from the type locality and Khammouan Provinces (Thach 2017).

***Chloritis lemeslei* (Morlet, 1891)**

Helix (Chloritis) lemeslei Morlet, 1891a: 245, 249, 250, pl. 7, fig. 1. Type locality: Song-Ma [Song Ma District, Son La Province, Vietnam].

Chloritis (Trichochloritis) lemeslei: Gude 1906: 116.

Chloritis lemeslei: Richardson 1985: 101.

Camaena lemeslei: Schileyko 2011: 43.

Material examined. Syntype MNHN-IM-2000-1925 from “Song-Ma” (1 shell; Fig. 51B).

Distribution. Laos and Vietnam (Schileyko 2011).

Remarks. No material of this species was found, and only the type specimen was examined.

***Chloritis marimberti* (Bavay & Dautzenberg, 1900)**

Helix (Chloritis) marimberti Bavay & Dautzenberg, 1900b: 111. Type locality: Cho-Ra [Cho Ra Township, Ba Be District, Bac Kan Province, Vietnam]. Bavay and Dautzenberg 1900a: 440, 441, pl. 10, figs 4–6.

Chloritis (Trichochloritis) marimberti: Gude 1906: 116.

Helix (Chloritis) marimberti var. *carinata* Bavay & Dautzenberg, 1909b: 180. Type locality: Muong Kong, Muong-Hum [Muong Khuong District; Muong Hum Town, Bat Xat District, Lao Cai Province, Vietnam].

Chloritis marimberti: Saurin 1953: 113. Richardson 1985: 103.

Chloritis marimberti carinata: Richardson 1985: 103.

Trachia marimberti carinata: Schileyko 2011: 45.

Trachia marimberti marimberti: Schileyko 2011: 45.

Material examined. Syntype of “*marimberti* Bavay & Dautzenberg, 1900” MNHN-IM-2000-1935 from “Cho-Ra” (1 shell; Fig. 51C). Syntypes of “var. *carinata* Bavay & Dautzenberg, 1909” MNHN-IM-2000-2039 from “Muong Kong” (2 shells) and

MNHN-IM-2000-2040 from “Muong-Hum” (2 shells; Fig. 51D). Specimens from Ban Nong Tang village, Phookood District, Xieng Khaung Province (Fig. 51E).

Distribution. Laos and Vietnam (Saurin 1953, Schileyko 2011).

***Chloritis microtricha* Möllendorff, 1898**

Chloritis microtricha Möllendorff, 1898: 71, 72. Type locality: Boloven [Boloven Plateau, Paksong District, Champasak Province, Laos]. Richardson 1985: 104.

Chloritis (Trichochloritis) microtricha: Gude 1906: 115. Zilch 1966: 304, pl. 9, fig. 23.

Trichochloritis microtricha: Schileyko 2011: 47.

Material examined. Lectotype SMF 8540 figured in Zilch (1966: pl. 9, fig. 23) and paralectotypes SMF 8541 (3 shells). Specimen NHMUK 1910.12.30.45 from “Annam” (1 shell; Fig. 51F).

Distribution. Laos and Vietnam (Schileyko 2011).

Remarks. No material of this species was found, and only the old specimen was examined.

***Chloritis nasuta* (Bavay & Dautzenberg, 1908)**

Helix (Chloritis) nasuta Bavay & Dautzenberg, 1908: 237, 238. Type locality: Muong-Hum [Muong Hum Commune, Bat Xat District, Lao Cai Province, Vietnam].

Bavay and Dautzenberg 1909b: 183, 184, pl. 6, figs 15–17.

Chloritis nasuta: Richardson 1985: 105.

Trachia nasuta: Schileyko 2011: 45.

Material examined. Syntype MNHN-IM-2000-2043 from “Muong-Hum” (1 shell; Fig. 52A). Specimens from Ngoy Town, Ngoy District, Luang Phrabang Province (Fig. 52B).

Distribution. Vietnam (Schileyko 2011).

***Chloritis norodomiana* (Morlet, 1883)**

Helix norodomiana Morlet, 1883: 106, 107, pl. 4, figs 3, 3a, b. Type locality: Kamchay [Cambodia].

Chloritis (Trichochloritis) norodomiana: Gude 1906: 116.

Chloritis norodomiana: Richardson 1985: 105, 106.

Trachia norodomiana: Schileyko 2011: 45.

Material examined. Syntype MNHN-IM-2000-1953 from “Kamchay” (1 shell; Fig. 52C).

Distribution. Cambodia, Laos, probably in Thailand (Chiang Mai Province) and Vietnam (Schileyko 2011).

Remarks. No material of this species was found, and only the type specimen was examined.

Chloritis remoratrix (Morlet, 1893)

Helix (*Chloritis*) *remoratrix* Morlet, 1893[1892]: 317, 318, pl. 6, figs 3, 3a, b. Type locality: Route de Bassac à Siempang, sur la rive gauche de Mékong, dans le Laos [road from Champasak (Laos) to Siem Pang District, Stung Treng Province (Cambodia), on the left bank of Mekong River in Laos].

Chloritis remoratrix: Fischer and Dautzenberg 1904: 401. Richardson 1985: 110.

Chloritis (*Trichochloritis*) *remoratrix*: Gude 1906: 116.

Material examined. Syntype MNHN-IM-2000-1981 from “Route de Bassac à Siempang, Laos” (1 shell; Fig. 52D).

Distribution. Laos, probably in Cambodia, and Vietnam (Fischer and Dautzenberg 1904).

Remarks. No material of this species was found, and only the type specimen was examined.

Chloritis tenella (Pfeiffer, 1862)

Helix tenella Pfeiffer, 1862: 42, pl. 5, figs 6, 7. Type locality: Siam [Thailand].

Chloritis (*Trichochloritis*) *tenella*: Gude 1906: 116.

Chloritis tenella: Richardson 1985: 113.

Aegista (?) *tenella*: Schileyko 2011: 38.

Material examined. Syntype MNHN-IM-2000-2045 from “Siam” (1 shell; Fig. 52E).

Distribution. Cambodia, Laos, Thailand and Vietnam (Schileyko 2011).

Remarks. No material of this species was found, and only the type specimen was examined.

Ganesella Blanford, 1863

Ganesella hyperteleia (Morlet, 1892)

Helix (*Plectotropis*) *hyperteleia* Morlet, 1892b: 82, 83. Type locality: Kham-Keute, dans le Laos [around Kham Kheuth District, Bolikhamxay Province, Laos]. Morlet 1893[1892]: 316, 317, pl. 6, figs 2, 2a, b.

Ganesella hyperteleia: Richardson 1985: 137.

Plectotropis hyperteleia: Schileyko 2011: 39.

Material examined. Specimens from Tam Mungkorn Cave, Khamkeut District, Bolikhamxay Province (Fig. 52F).

Distribution. Laos and probably in Vietnam (Schileyko 2011).

Ganesella leptopomopsis (Dautzenberg & Fischer, 1908)

Satsuma leptopomopsis Dautzenberg & Fischer, 1908: 180, 181, pl. 4, figs 17–19. Type locality: Lung-Phoi, près That-Khé [Lung Po Town, Tra Linh District, Cao Bang Province; That Khe Town, Trang Dinh District, Lang Son Province, Vietnam].

Ganesella leptopomopsis: Richardson 1985: 139. Schileyko 2011: 48.

Material examined. Specimens from Tam Xang Cave, Ban Nam Kha village, Kham District, Xieng Khaung Province (Fig. 53A).

Distribution. Vietnam (Schileyko 2011).

Ganesella rostellata (Pfeiffer, 1863)

Helix rostellata Pfeiffer, 1863a[1862]: 270. Type locality: Lao Mountains, Camboja [Cambodia or Laos]. Pfeiffer 1868b: 379, pl. 88, figs 1–3.

Bradybaena (*Torobaena*) *rostellata*: Richardson 1983: 46.

Bradybaena (?) *rostellata*: Schileyko 2011: 40.

Material examined. Syntypes NHMUK 20130217 from “Lao Mountains, Camboja” (3 shells; Fig. 53B). Specimens from Par-Houak limestone, Ban Vieng Swarnng village, Vieng Phouka District, Luang Namtha Province (Fig. 53C).

Distribution. Laos, Vietnam, and possibly in Cambodia (Pfeiffer 1863a, Schileyko 2011).

Giardia Ancey, 1906

Giardia siamensis (Redfield, 1853)

Bulimus siamensis Redfield, 1853: 15, 16. Type locality: Siam [Thailand]. Pfeiffer 1861b: 170, pl. 46, figs 3, 4.

Pseudobuliminus (*Giardia*) *siamensis*: Solem 1966: 104.

Pseudobuliminus (*Girardius* [sic]) *siamensis*: Richardson 1983: 94, 95.

Giardia siamensis: Schileyko 2003b: 1519, fig. 1960. Schileyko 2011: 46.

Material examined. Specimens NHMUK ex. Cuming collection from “Siam” (3 shells; Fig. 53D). Specimens from Ban Phone village, Lamam District, Sekong Province (Figs 53E, 58G).

Distribution. Cambodia, Thailand and Vietnam (Solem 1966, Schileyko 2011).

Moellendorffia Ancey, 1887

Moellendorffia horrida (Pfeiffer, 1863)

Helix horrida Pfeiffer, 1863a[1862]: 272, pl. 36, fig. 15. Type locality: Lao Mountains, Camboja [Cambodia or Laos]. Pfeiffer 1868b: 399, 400, pl. 92, figs 17–19.

Helicodonta (Moellendorffia) horrida: Fischer and Dautzenberg 1904: 404

Moellendorffia horrida: Saurin 1953: 113. Richardson 1985: 185.

Material examined. Syntypes NHMUK ex. Cuming collection from “Lao Mountains, Camboja: (3 shells; Fig. 53F). Specimens from Ngoi Town, Ngoy District, Luang Phrabang Province (Figs 54A, 58H).

Distribution. Laos (Fischer and Dautzenberg 1904, Saurin 1953).

Trachia Martens, 1860

Trachia pseudomiara (Bavay & Dautzenberg, 1909)

Helix (Chloritis) pseudomiara Bavay & Dautzenberg, 1909d[1908]: 236. Type locality: Nat-Son, Binh-Lu, Muong-Hum [Nat Son Commune, Kim Boi District, Hoa Binh Province; Binh Lieu District, Quang Ninh Province; Muong Hum Commune, Bat Xat District, Lao Cai Province, Vietnam]. Bavay and Dautzenberg 1909b: 181, 182, pl. 6, figs 5–8.

Helix (Chloritis) pseudomiara var. *minor* Bavay & Dautzenberg, 1909d[1908]: 236. Type locality: Phong-Tho [Phong Tho District, Lai Chau Province, Vietnam]. Bavay and Dautzenberg 1909b: 181, 182. Schileyko 2011: 45.

Chloritis pseudomaria [sic]: Richardson 1985: 108.

Chloritis pseudomaria [sic] *minor*: Richardson 1985: 108.

Trachia pseudomiara: Schileyko 2011: 45.

Material examined. Syntype of “*pseudomiara* Bavay & Dautzenberg, 1909” MNHN-IM-2000-31774 from “Nat-Son” (1 shell; Fig. 54B). Specimens from Wat Pathamawath Sen Oudom, Lak 20, Khamkeut District, Bolikhamxay Province (Fig. 54C, D).

Distribution. Vietnam (Schileyko 2011).




Figure 19. **A** *Atopos laidlawi*, CUMZ collection **B** *Valiguna siamensis*, CUMZ collection **C** *Meghimatium bilineatum*, CUMZ collection **D** *Meghimatium pictum*, CUMZ collection **E** *Cryptosemelus* sp., CUMZ collection **F** *Durgella libas*, CUMZ collection **G** *Parmarion martensi*, CUMZ collection.




Figure 20. **A** *Lissachatina fulica*, CUMZ collection **B** *Glessula kentungensis*, syntype NHMUK 1986002 **C, D** *Glessula latestriata* **C** paratype NHMUK 1926.2.3.19-20 and **D** CUMZ collection **E, F** *Glessula paviei* **E** syntype MNHN-IM-2000-4668 and **F** CUMZ collection.




Figure 21. **A–C** *Allopeas gracilis* **A** paralectotypes NHMUK 1856.9.15.68/2-11 **B, C** CUMZ collections **D, E** *Prosopeas anceyi* **D** syntype of “*macilentum*” MNHN-IM-2000-4693 and **E** CUMZ collection **F, G** *Prosopeas excellens* **F** syntype MNHN-IM-2000-4661 and **G** CUMZ collection **H, I** *Prosopeas turricula* **H** syntype NHMUK 1895.8.1.10 and **I** CUMZ collection.




Figure 22. **A** *Prosopeas henrici*, CUMZ collection **B, C** *Prosopeas ventrosulum* **B** syntype MNHN-IM-2000-4666 and **C** CUMZ collection **D** *Sinoennea euryomphala*, holotype CUMZ 7067 **E** *Sinoennea lizae*, specimen CUMZ 7065 **F, G** *Haploptychius blaisei* **F** holotype MNHN-IM-2000-30866 and **G** specimen CUMZ 6276.

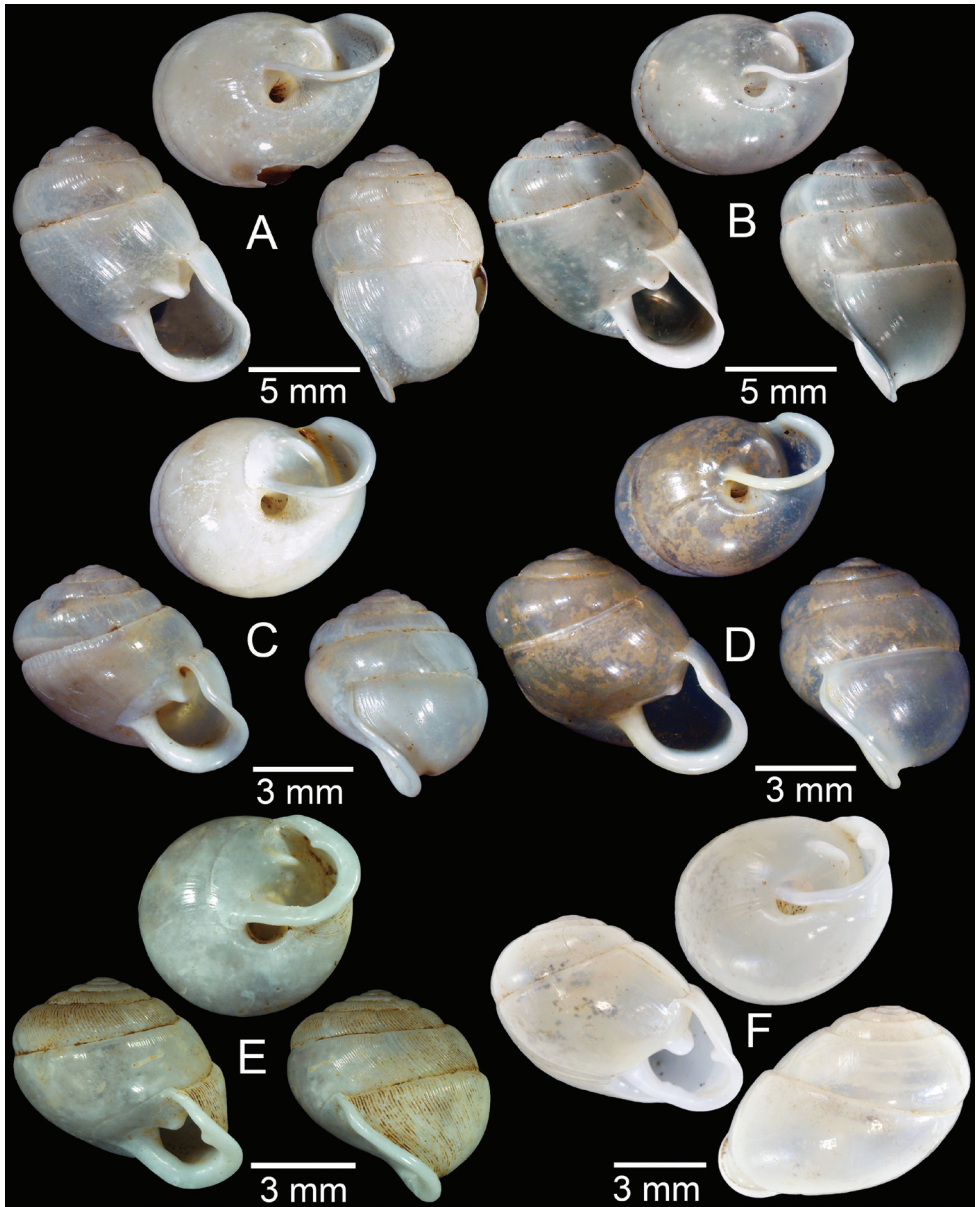


Figure 23. **A, B** *Haploptychius pellucens* **A** lectotype NHMUK 20160249.1 and **B** specimen CUMZ 6264 **C, D** *Haploptychius porrectus* **C** lectotype NHMUK 20140750.1 and **D** specimen CUMZ 6273 **E** *Indoartemon diodonta*, holotype CUMZ 6289 **F** *Indoartemon tridens*, holotype SMF 108507/1.




Figure 24. **A** *Perrottetia aquilonaria*, specimen CUMZ 6278 **B** *Perrottetia dugasti*, syntype MNHN-IM-2000-30867 **C** *Perrottetia megadentata*, holotype CUMZ 6286 **D** *Perrottetia unidentata*, holotype CUMZ 6281 **E** *Gudeodiscus messageri rabeemi*, holotype NHMUK 20110370.1 **F** *Gudeodiscus* sp., CUMZ collection.




Figure 25. **A** *Hunyadiusca saurini*, holotype MNHN-IM-2000-24947 **B, C** *Naggsia laomontana* **B** syntype NHMUK 2013004 and **C** CUMZ collection **D** *Amimopina subangulata*, lectotype NHMUK 1986166 **E** *Apoecus corti*, CUMZ collection **F** *Apoecus macrostoma*, CUMZ collection.




Figure 26. **A** *Angustopila singuladentis*, holotype CUMZ 7036 **B** *Boysidia novemdentata*, syntype MNHN-IM-2000-33881 **C** *Boysidia pahpetensis*, syntype MNHN-IM-2000-33880 **D** *Gyltiotrachela ple-siolopa*, holotype CUMZ 7061 **E** *Krobylos laosensis*, holotype MNHN-IM-2000-31746 **F** *Paraboyisdia anguloobtusa*, holotype CUMZ 7057. Photo: B. Páll-Gergely (**E**).




Figure 27. **A** *Parabosidia gittenbergeri*, specimen CUMZ 7055 **B** *Parabosidia paralella*, holotype CUMZ 7059 **C** *Garnieria mouboti moellendorffi*, holotype SMF 32039 **D, E** *Garnieria mouboti mouboti* **D** paralectotypes of “*mouboti*” NHMUK 20010206/2-3 and **E** syntype of “*massiei*” MNHN-IM-2000-2509 **F, G** *Neniauchenia amoena* **F** holotype MNHN-IM-2000-2410 and **G** CUMZ collection.

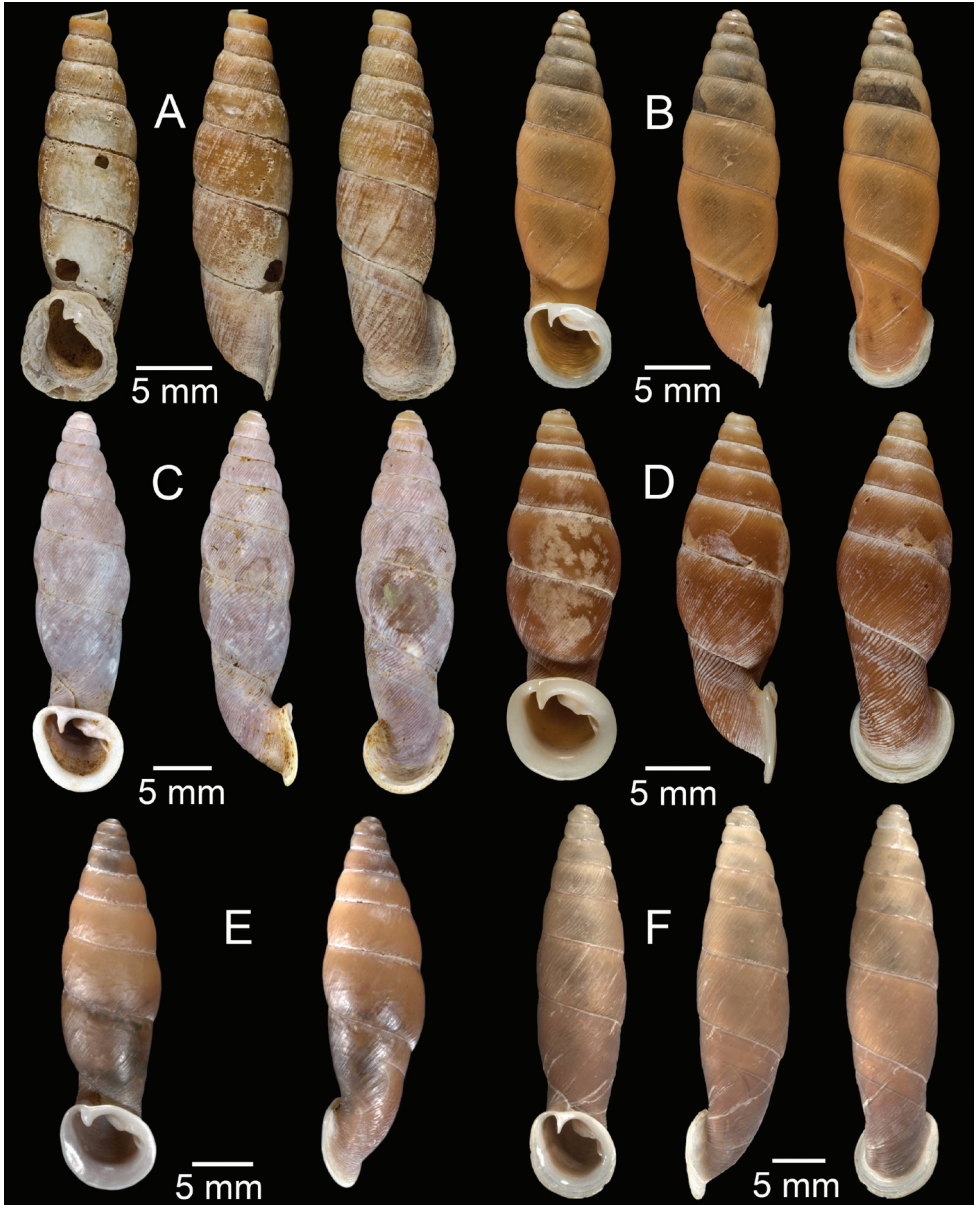


Figure 28. **A** *Garnieria saurini*, holotype MNHN-IM-2000-2672 **B, C** *Neniauchenia dautzenbergi dautzenbergi* **B** syntype MNHN-IM-2000-2432 and **C** CUMZ collection **D** *Neniauchenia dautzenbergi decollata*, holotype MNHN-IM-2000-2433 **E** *Neniauchenia rugifera*, lectotype SMF 32015 **F** *Neniauchenia tonkinensis*, holotype SMF 331370.




Figure 29. **A** *Progamieria huleschbeliae*, holotype SMF 334937 **B** *Lindholmiella ahuri*, paratype NHMUK 20100241 **C** *Oospira abstrusa ginkae*, CUMZ collection **D** *Oospira gregoi*, holotype NHMUK 20170227 **E** *Oospira tetrptyx*, holotype MNHN-IM-2000-2219 **F** *Phaedusa micropaviei*, holotype SMF 335898.




Figure 30. **A** *Phaedusa paviei*, syntype MNHN-IM-2000-2655 **B, C** *Phaedusa pygmaea* **B** paratype NHMUK 20100238 and **C** CUMZ collection **D, E** *Synprosphyra moirati* **D** syntype MNHN-IM-2000-2642 and **E** CUMZ collection **F** *Kaliella eurhabdota*, CUMZ collection.




Figure 31. **A** *Kaliella muongomensis*, CUMZ collection **B, C** *Kaliella ordinaria* **B** syntype MNHN-IM-2000-9660 and **C** CUMZ collection **D** *Kaliella ornatissima*, CUMZ collection **E** *Kaliella tongkingensis*, CUMZ collection **F** *Quantula tenera*, holotype SMF 226949.




Figure 32. **A** *Quantula tenera*, CUMZ collection **B–D** *Quantula weinkauffiana* **B** syntype MNHN-IM-2000-27780 and **C, D** CUMZ collection **E** *Quantula* sp., CUMZ collection **F** *Trochomorpha benigna*, syntype NHMUK ex. Cuming collection.




Figure 33. **A, B** *Trochomorpha paviei* **A** syntype MNHN-IM-2000-27885 and **B** CUMZ collection **C, D** *Trochomorpha saigonensis* **C** syntype MNHN-IM-2000-27875 and **D** CUMZ collection **E** *Trochomorpha* (?) sp. 1, CUMZ collection **F** *Trochomorpha* (?) sp. 2, CUMZ collection.




Figure 34. **A** *Trochomorpha* sp. 3, CUMZ collection **B** *Ariophanta crossei*, syntype MNHN-IM-2000-1869 **C** *Ariophanta danae*, syntype NHMUK 20090243 **D, E** *Ariophanta laotica* **D** syntype SMF 226681 and **E** specimen NHMUK 1902.7.19.38 **F** *Ariophanta prionotropis*, syntype SMF 226683. Photo: B. Páll-Gergely (**D**).




Figure 35. **A** *Cryptozonia siamensis*, CUMZ collection **B, C** *Hemiplecta distincta* **B** possible syntype NHMUK ex. Cuming collection and **C** CUMZ collection **D, E** *Hemiplecta esculenta* **D** holotype RMNH 99424 and **E** CUMZ collection **F** *Hemiplecta funerea*, syntype NHMUK 1896.1.25.4. Photo: W.J.M. Maassen (**B**).




Figure 36. **A** *Hemiplecta funerea*, CUMZ collection **B** *Hemiplecta huberi*, holotype MNHN-IM-2000-33196 **C, D** *Hemiplecta lanxangnica* Inkhavilay and Panha nom. nov. **C** paratype MNHN-IM-2000-33215 and **D** CUMZ collection **E, F** *Hemiplecta pluto* **E** syntype NHMUK ex Cuming collection and **F** CUMZ collection.




Figure 37. **A** *Macrochlamys callojuncta*, CUMZ collection **B** *Macrochlamys* (?) *mitis*, syntype NHMUK ex. Cuming collection **C** *Macrochlamys* (?) *tecta*, syntype NHMUK 1854.7.24.351 **D** *Megaustenia malefica*, CUMZ collection **E, F** *Megaustenia siamensis* **E** syntype AMNH 43912 and **F** CUMZ collection.




Figure 38. **A, B** *Microcystina messengeri* **A** syntype MNHN-IM-2000-9658 and **B** CUMZ collection **C** *Sarika benoiti*, CUMZ collection **D, E** *Sarika despecta* **D** syntype MNHN-IM-2000-27882 and **E** CUMZ collection **F** *Sarika hainesi*, syntype NMHUK ex. Cuming collection.




Figure 39. **A** *Sarika resplendens*, CUMZ collection **B** *Chalepotaxis infantilis*, CUMZ collection **C** *Durgella raphiellus*, syntype ZMB/Moll-5033 **D, E** *Sesara bouyei* **D** syntype MNHN-IM-2000-27879 and **E** CUMZ collection **F** *Sesara penoti*, CUMZ collection.




Figure 40. **A, B** *Aegista coudeini* **A** syntype MNHN-IM-2000-1867 and **B** CUMZ collection **C** *Aegista emma*, syntype NHMUK ex. Cuming collection **D** *Aegista gitaena*, CUMZ collection **E, F** *Aegista pseudotrochula* **E** syntype MNHN-IM-2000-31775 and **F** CUMZ collection.




Figure 41. **A, B** *Aegista subinflexa major* **A** syntype MNHN-IM-2000-31777 and **B** CUMZ collection **C, D** *Aegista subinflexa minor* **C** syntype MNHN-IM-2000-31778 and **D** CUMZ collection **E, F** *Bradybaena bocageana* **E** syntype MNHN-IM-2000-1844 and **F** CUMZ collection.




Figure 42. **A, B** *Bradybaena jourdyi* **A** syntype MNHN-IM-2000-1944 and **B** CUMZ collection **C** *Bradybaena similaris*, syntype MNHN-IM-2000-31776 **D** *Amphidromus areolatus*, specimen CUMZ 7022 **E** *Amphidromus flavus*, specimen CUMZ 7029 **F** *Amphidromus fuscolabris*, holotype of “*thakbeken-sis*” MNHN-IM-2000-33216.




Figure 43. **A, B** *Amphidromus fuscolabris* **A** specimen CUMZ 7040 and **B** specimen CUMZ 7042 **C** *Amphidromus gerberi*, holotype FMNH 381987 **D, E** *Amphidromus givenchyi* **D** CUMZ collection and **E** holotype of “*richgoldbergi*” FMNH 381986 **F** *Amphidromus haematostoma*, lectotype of “*var. viridis*” SMF 7559.




Figure 44. **A–C** *Amphidromus haematostoma* **A** CUMZ collection **B** lectotype of “var. *varians*” SMF 7561 and **C** holotype of “*attapeuensis*” NHMUK 20170278 **D, E** *Amphidromus inversus annamiticus* **D** syntype MNHN-IM-2000-1820 and **E** CUMZ collection **F** *Amphidromus khammouanensis*, holotype NHMUK 20170276.




Figure 45. **A** *Amphidromus laosianus*, specimens RMNH 101049 **B** *Amphidromus pervariabilis*, CUMZ collection **C** *Amphidromus protania*, holotype RMNH 98143 **D–F** *Amphidromus roseolabiatus* **D, E** CUMZ collection and **F** holotype of “*phuonglinhae*” MNHN-IM-2000-33200.




Figure 46. **A** *Amphidromus syndromoides*, holotype CUMZ 7019 **B, C** *Amphidromus xiengensis*, CUMZ collection **D** *Amphidromus xiengkhaungensis*, holotype CUMZ 7045 **E, F** *Camaena choboensis* **E** syntype MNHN-IM-2000-1908 and **F** CUMZ collection.




Figure 47. **A** *Camaena huberi*, holotype MNHN-IM-2000-33205 **B, C** *Camaena illustris* **B** syntype NHMUK ex. Cuming collection and **C** CUMZ collection **D** *Camaena leeana*, holotype FMNH 381984 **E** *Camaena suprafusca*, CUMZ collection **F** *Camaena vanbuensis*, holotype NHMUK 1896.1.25.1.




Figure 48. **A** *Camaena vanbuensis*, CUMZ collection **B–D** *Chloritis balansai* **B** syntype MNHN-IM-2000-2078 **C** syntype of “var. *cincta*” MNHN-IM-2000-2077 and **D** CUMZ collection **E, F** *Chloritis condoriana* **E** syntype MNHN-IM-2000-1866 and **F** CUMZ collection.




Figure 49. **A** *Chloritis caseus*, syntype NHMUK 20160333 **B, C** *Chloritis deliciosa* **B** syntype NHMUK 20170017 and **C** CUMZ collection **D, E** *Chloritis diplochone* **D** lectotype SMF 8594 and **E** CUMZ collection **F** *Chloritis durandi*, syntype MNHN-IM-2000-1882.




Figure 50. **A, B** *Chloritis durandi* **A** syntype MNHN-IM-2000-1881 and **B** CUMZ collection **C, D** *Chloritis fouresi* **C** syntype MNHN-IM-2000-1888 and **D** CUMZ collection **E, F** *Chloritis khammouanensis* Inkhavilay and Panha, nom. nov. **E** holotype MNHN-IM-2000-33214 and **F** CUMZ collection.




Figure 51. **A** *Chloritis klausgrohi*, CUMZ collection **B** *Chloritis lemeslei*, syntype MNHN-IM-2000-1925 **C–E** *Chloritis marimberti* **C** syntype MNHN-IM-2000-1935 **D** syntype of “var. *carinata*” MNHN-IM-2000-2040 and **E** CUMZ collection **F** *Chloritis microtricha*, specimen NHMUK 1910.12.30.45.




Figure 52. **A, B** *Chloritis nasuta* **A** syntype MNHN-IM-2000-2043 and **B** CUMZ collection **C** *Chloritis norodomiana*, syntype MNHN-IM-2000-1953 **D** *Chloritis remoratrix*, syntype MNHN-IM-2000-1981 **E** *Chloritis tenella*, syntype MNHN-IM-2000-2045 **F** *Ganesella hyperteleia*, CUMZ collection.




Figure 53. **A** *Ganesella leptopomopsis*, CUMZ collection **B, C** *Ganesella rostellata* **B** syntype NHMUK 20130217 and **C** CUMZ collection **D, E** *Gardia siamensis* **D** specimen NHMUK ex. Cuming collection and **E** CUMZ collection **F** *Moellendorffia horrida*, syntype NHMUK ex. Cuming collection.




Figure 54. **A** *Moellendorffia horrida*, CUMZ collection **B–D** *Trachia pseudomiara* **B** syntype MNHN-IM-2000-31774 and **C, D** CUMZ collection.




Figure 55. Living snails of **A** *Atopos laidlawi* **B** *Valiguna siamensis* **C** *Prosopaeas excellens* **D** *Gudeodiscus* sp. **E** *Succenia* sp. **F** *Meghimatium bilineatum* **G** *Meghimatium pictum* **H** *Quantula weinkauffiana*. All not to scale.




Figure 56. Living snails of **A** *Trochomorpha paviei* **B** *Cryptozona siamensis* **C** *Hemiplecta distincta* **D** *Hemiplecta pluto* **E** *Macrochlamys callojuncta* **F** *Megaustenia malefica* **G** *Megaustenia siamensis* **H** *Sarika despecta*. All not to scale.




Figure 57. Living snails of **A** *Sarika resplendens* **B** *Cryptosemelus* sp. **C** *Durgella libas* **D** *Parmarion martensi* **E** *Aegista emma* **F** *Amphidromus areolatus* **G, H** *Amphidromus fuscolabris*. All not to scale.




Figure 58. Living snails of **A** *Amphidromus roseolabiatum* **B** *Camaena illustris* **C** *Camaena suprafusca* **D** *Camaena vanbuensis* **E** *Chloritis deliciosa* **F** *Chloritis durandi* **G** *Giardia siamensis* **H** *Moellendorffia horrida*. All not to scale.

Uncertain records in Laos**Family Streptaxidae Gray, 1860*****Discartemon* Pfeiffer, 1856*****Discartemon discus* (Pfeiffer, 1853)**

Streptaxis discus Pfeiffer, 1853a[1851]: 252. Type locality: unknown.

Streptaxis (Discartemon) paradiscus Möllendorff, 1900: 117. Type locality: Phucson bei Touranne, Annam [Da Nang Province, Vietnam].

Discartemon paradiscus: Schileyko 2011: 22, 23.

Discartemon discus: Siriboon et al. 2014: 53–55, figs 4a–c, 11a–c, 22a. Inkhavilay et al. 2016a: 26.

Material examined. Lectotype NHMUK 20130684 (Fig. 59A).

Distribution. Vietnam and Laos (Schileyko 2011).

Remarks. No material of this species was found, and only the type specimen was examined. As Schileyko (2011) did not give the exact locality and reference to the record of this species in Laos, and all other previous records were from “Annam” [the old name for Vietnam] (Siriboon et al. 2014a), the occurrence of this species in Laos is questionable.

***Haploptychius fischeri* (Morlet, 1886)**

Streptaxis fischeri Morlet, 1886a: 2. Type locality: baie d’Halong et montagne de l’Éléphant [Ha Long Bay and Elephant Mountain, Quang Ninh Province, Vietnam]. Morlet 1887[1886]: 259, 274, 275, pl. 12, figs 1, 1a.

Haploptychius fischeri: Schileyko 2011: 25. Inkhavilay et al. 2016a: 35, 36, fig. 3g.

Material examined. Lectotype MNHN-IM-2000-30873 (Fig. 59B).

Distribution. Laos and Vietnam (Schileyko 2011).

Remarks. No material of this species was found, and only the type specimen was examined. Schileyko (2011) listed this species as occurring in Laos from the Elephant Mountains. However, this locality is possibly more likely to be the Elephant Islet of Ha Long Bay, Quang Ninh Province, Vietnam. Thus, the occurrence of this species in Laos is questionable.

***Perrottetia daedalea* (Bavay & Dautzenberg, 1909)**

Streptaxis daedaleus Bavay & Dautzenberg, 1909d[1908]: 230. Type locality: Pac-Kha [Pa Kha in Long Luong Commune, Van Ho District, Son La Province, Vietnam]. Bavay and Dautzenberg 1909b: 164, 165, pl. 4, figs 1–4.

Streptaxis daedaleus var. *major* Bavay and Dautzenberg 1909d[1908]: 231. Type locality: Pac-Kha [Pa Kha in Long Luong Commune, Van Ho District, Son La Province, Vietnam].

Perrottetia daedalea: Schileyko 2011: 23.

Perrottetia daedaleus [sic]: Inkhavilay et al. 2016a: 38–40, fig. 5c.

Material examined. Syntype of “var. *major* Bavay & Dautzenberg, 1909” MNHN-IM-2000-30871 from “Pac-Kha” (1 shell; Fig. 59C).

Distribution. Laos and possibly in Vietnam (Schileyko 2011).

Remarks. No material of this species was found, and only the type specimen was examined. Schileyko (2011) attributed the type locality (Pac-Kha) to Laos. However, this locality is more likely to be Pa Kha in Long Luong Commune, Van Ho District, Son La Province, Vietnam. Thus, the occurrence of this species in Laos is questionable.

Family Plectopylidae Möllendorff, 1898

Halongella Páll-Gergely, 2015

Halongella schlumbergeri (Morlet, 1886)

Helix (*Plectopylis*) *schlumbergeri* Morlet, 1886a: 1, 2. Type locality: baie d’Halone et montagne de l’Éléphant, Tonkin [Ha Long Bay and Elephant Mountain, Quang Ninh Province, Vietnam]. Morlet 1887[1886]: 259, 272–274, pl. 12, figs 2, 2a–c.

Endoplion schlumbergeri: Schileyko 2011: 8.

Halongella schlumbergeri: Páll-Gergely et al. 2015b: 71–86, figs 6a–d, 9m, n, 14h–n, 26, 29a, b, h, 30g–i, 33a–g, 36d–f, 45b.

Material examined. Syntypes MNHN-IM-2000-24582 (2 shells; Fig. 59D).

Distribution. Laos and Vietnam (Schileyko 2011, Páll-Gergely et al. 2015b).

Remarks. Although Schileyko (2011) listed this species as occurring in Laos from the Elephant Mountains, the recent revision by Páll-Gergely et al. (2015b) did not list any specimens from Laotian area. In addition, Elephant Mountain is more likely to be the Elephant Islet of Ha Long Bay, Quang Ninh Province, Vietnam. Thus, the occurrence of this species in Laos is questionable and no material of this species was found from this survey to clarify the distribution range of this species.

Family Vertiginidae Fitzinger, 1833

Gyliotrachela crossei (Morlet, 1886)

Hypselostoma crossei Morlet, 1886a: 2, 3. Morlet 1887[1886]: 259, 275, 276, pl. 12, figs 5, 5a–c. Type locality: Montagne de l’Éléphant, Tonkin [Elephant Mountain of Ha Long Bay, Quang Ninh Province, Vietnam].

Gyliotrachela crossei crossei: Schileyko 2011: 3.

Distribution. Cambodia, Laos and Vietnam (Schileyko 2011).

Remarks. No material of this species was found and the type specimen could not be traced. This species was figured in Morlet (1887: pl. 12, fig. 5; see Fig. 171). Schileyko (2011) listed this species as occurring in Laos from the Elephant Mountains. However, this locality is possibly more likely to be the Elephant Islet of Ha Long Bay, Quang Ninh Province, Vietnam. Thus, the occurrence of this species in Laos is questionable.

Family Trochomorphidae Möllendorff, 1890

Trochomorpha sapeca (Heude, 1890)

Helix sapeca Heude, 1890: 143, pl. 38, fig. 13. Type locality: in monte conico juxta Tay-ninh Cochinchine [probably refers to the hills in Tay Ninh Province, Vietnam].
Geotrochus sapeca: Schileyko 2011: 36.

Distribution. Laos and Vietnam (Schileyko 2011).

Remarks. No material of this species was found. Schileyko (2011) listed this species as occurring in Laos from the Elephant Mountains. However, this locality is possibly more likely to be the Elephant Islet of Ha Long Bay, Quang Ninh Province, Vietnam. Thus, the occurrence of this species in Laos is questionable.

Family Ariophantidae Godwin-Austen, 1888

Hemiplecta dura (Pfeiffer, 1864)

Helix dura Pfeiffer, 1864[1863]: 524. Type locality: Waigiou Island [Waigeo Island, Raja Ampat Regency, West Papua Province, Indonesia]. Pfeiffer 1868a: 129.
Hemiplecta dura: Wallace 1865: 406. Gude 1903a: 7. Gude 1903b: 96.
Nanina (Hemiplecta) dura: Tapparone Canefri 1883: 201.
Ariophanta (Hemiplecta) dura: Fischer 1891: 22.

Material examined. Syntypes NHMUK ex. Cuming collection from “Waigiou Island” (2 shells; Fig. 59E).

Distribution. West Papua Province, Indonesia (Wallace 1865, Tapparone Canefri 1883, Gude 1903b) and Laos (Pfeiffer 1868a, Fischer 1891, Gude 1903a).

Remarks. No material of this species was found in this study and no specimen with a precise locality from Indochina has been recorded so far. Only the type specimens were examined, and the type specimen is illustrated herein for the first time. The species was originally described from West Papua, Indonesia (Pfeiffer 1864). Later, Pfeiffer (1868a) recorded this species from “Lao Mountains, Cambojae” based on H. Mouhot specimens. Since then, subsequent records followed the previous literature without specimens from Indochina. Thus, we place this species as an uncertain record in Laos.

Microparmarion* Simroth, 1893**Microparmarion andamanica* Collinge, 1901**

Microparmarion andamanica Collinge, 1901b: 17, 18, pl. 1, figs 7–10. Type locality: North Andaman [error]. Schileyko 2011: 35.

Microparmarion annamica Collinge, 1901a: 120. Type locality: Mekong Valley, Annam [correct type locality].

Distribution. Laos and probably in Vietnam (Schileyko 2011).

Remarks. The correct type locality of this species should be “Mekong Valley, Annam” (see Collinge 1901a). No material of this species was found, and the species was figured in Collinge (1901b: pl. 1, figs 7, 8, see Fig. 17J). Schileyko (2011) attributed the type locality (Mekong Valley) to Laos, whereas Collinge (1901b) also mentioned “Annam” which is the old name for Vietnam. Thus, the occurrence of this species in Laos is questionable.

***Sarika dugasti* (Morlet, 1891)**

Macrochlamys dugasti Morlet, 1891b: 25, 26. Type locality: forêts des bords du Ménam-Pinh, Laos occidental [forest edges of Ping River, Thailand].

Ariophanta (*Macrochlamys*) *dugasti*: Morlet 1891a: 231, 239, 240, pl. 5, figs 1, 1a.

Sarika dugasti: Schileyko 2011: 34.

Material examined. Syntype MNHN-IM-2000-27884 from “Forêts des bords du Ménam-Pinh, Laos occidental” (1 shell; Fig. 59F).

Distribution. Laos, Nepal, Thailand and probably in Vietnam (Schileyko 2011).

Remarks. No material of this species was found, and only the type specimen was examined. The type locality is mentioned as “Ménam-Pinh, Laos occidental” where Schileyko (2011) attributed this locality to Laos. However, this locality is probably the Ping River which flows from Chiang Mai to Lamphun, Tak, Kampong Phet and Nakhon Sawan Provinces in Thailand. This species has been collected from several localities in Chiang Mai, Lamphun and Tak Provinces, so these are likely to be a more precise type locality. Thus, the occurrence of this species in Laos is questionable.

Family Camaenidae Pilsbry, 1895**Subfamily Camaeninae Pilsbry, 1895*****Amphidromus dautzenbergi* Fulton, 1899**

Amphidromus dautzenbergi Fulton, 1899: 303, fig. 3. Type locality: Tonkin [north of Vietnam]. Laidlaw and Solem 1961: 527, 528. Sutcharit et al. 2015: 67, fig. 6g. Schileyko 2011: 50.

Material examined. Holotype NHMUK 1899.12.18.38 (Fig. 60A).

Distribution. Laos and Vietnam (Schileyko 2011).

Remarks. No material of this species was found, and only the type specimen was examined. Schileyko (2011) listed this species as occurring in Laos from Ban Lao. However, this locality is more likely to be Ban Lao in Muong Bum Commune, Thuan Chau District, Son La Province, Vietnam. Thus, the occurrence of this species in Laos is questionable.

Camaena hainanensis (Adams, 1870)

Helix (*Camaena*) *hainanensis* Adams, 1870: 8, pl. 1, fig. 15. Type locality: Hainan [Hainan Province, China].

Camaena hainanensis: Richardson 1985: 73.

Camaena hainanensis hainanensis: Schileyko 2011: 42.

Distribution. Hainan Island, Laos and Vietnam (Schileyko 2011).

Remarks. Schileyko (2011) listed this species as occurring in Laos from the Elephant Mountains. However, this locality is more likely to be the Elephant Islet of Ha Long Bay, Quang Ninh Province, Vietnam. In addition, Páll-Gergely (pers. comm.) suggested this species does not occur in Laos. Thus, the occurrence of this species in Laos is questionable.

Chloritis huberi Thach, 2016

Chloritis huberi Thach, 2016: 72, 73, figs 49, 407–410. Type locality: Khanh Vinh, Khanh Hao Province, (Central Vietnam).

Material examined. Holotype ANSP 466247, paratype MNHN-IM-2014-6068 (1 shell; Fig. 60B).

Distribution. The type locality and probably in Da Lat, Lam Dong Province, Vietnam (Thach 2016).

Remarks. The relatively small size, and a simple apertural lip without constriction all probably indicate that the type specimens are juveniles. In the original description, Thach (2016) compared this new species with *Chloritis bifoveata* (Benson, 1856b: 251) from Myanmar instead of the proximal species, *Chloritis diplochone* from Southern Laos (Sutcharit and Panha 2010). However, a biconcave shell shape with a narrow umbilicus and spire side, and the last whorl superimposed on the penultimate whorl are likely to be unusual distinguishing characters of the species. As this species is similar to *Chloritis diplochone* (Fig. 48D, E), we surmise that this species could possibly occur in Laos. Therefore, we follow the original identification and wait for additional adult specimens to clarify the species status and its distribution range.




Figure 59. **A** *Discartemon discus*, holotype NHMUK 20130684 **B** *Haploptychius fischeri*, lectotype MNHN-IM-2000-30873 **C** *Perrotetia daedalea*, lectotype MNHN-IM-2000-30871 **D** *Halongella schlumbergeri*, syntype MNHN-IM-2000-24582 **E** *Hemiplecta dura*, syntype NHMUK ex. Cuming collection **F** *Sarika dugasti*, syntype MNHN-IM-2000-27884. Photo: B. Páll-Gergely (**D**).




Figure 60. **A** *Amphidromus dautzenbergi*, holotype NHMUK 1899.12.18.38 **B** *Chloritis huberi*, para-type MNHN-IM-2014-6068 **C, D** *Globotrochus onestera* **C** syntype MNHN-IM-2000-32456 and **D** specimen MNHN-IM-2000-2073.

Globotrochus Haas, 1935

Globotrochus onestera (Mabille, 1887)

Helix onestera Mabille, 1887a: 3. Type locality: Tonkin [Northern Vietnam]. Mabille 1887b: 89, 90, pl. 2, figs 4, 5.

Ganesella onestera: Richardson 1985: 140.

Globotrochus onestera: Schileyko 2011: 46.

Material examined. Syntypes MNHN-IM-2000-32456 from “Tonkin” (2 shells; Fig. 60C). Specimen MNHN-IM-2000-2073 from “Tonkin” (1 shell; Fig. 60D).

Distribution. Laos and Vietnam (Schileyko 2011).

Remarks. No material of this species was found, and only the type specimens were examined. Schileyko (2011) listed this species as occurring in Laos from the Elephant Mountains. However, this locality is possibly more likely to be the Elephant Islet of Ha Long Bay, Quang Ninh Province, Vietnam. Thus, the occurrence of this species in Laos is questionable.

Acknowledgements

The senior author is grateful to all members of the Animal Systematics Research Unit members, Chulalongkorn University for their kind help during field trips in Laos. Special thanks go to the Faculty of Natural Science, National University of Laos for the preparation of permission documents and data collection in Laos. The authors are also indebted to J. Ablett, F. Naggs and H. Taylor (NHM, London), T. Backeljau (RBINS, Brussels), M.E. Siddall (AMNH, New York), P. Bouchet, V. Héros, D. Brabant and M. Caballer (project E-RECOLNAT: ANR-11-INBS-0004, MNHN, Paris), R. Janssen (SMF, Frankfurt), J. Gerber (FMNH, Chicago), W.J.M. Maassen (RMNH, Leiden), R.G. Moolenbeek (ZMA, Amsterdam), B. Páll-Gergely (Hungarian Academy of Sciences) and T. von Rintelen (ZMB, Berlin) allowing the authors to examine the material housed in the type collections, the type material database and photographs. This project was mainly funded through grants received from the TRF Strategic Basic Research DBG 6080011 (2017-2019), Center of Excellence on Biodiversity BDC-PG2-161002, the Ratchadaphiseksomphot Endowment Fund of Chulalongkorn University WCU-58-016-FW, the Darwin Initiative Project no. 14-653, and additional supports by CU-ASEAN Scholarships and the 90th Anniversary of Chulalongkorn University Fund. We also express our gratitude for the comments from F. Köhler, B. Páll-Gergely and A.A. Schileyko that improved the manuscript.

References

- Adams H, Adams A (1855) The genera of Recent Mollusca; arranged according to their organization. London, van Voorst. Vol. 2[1854-1858], 661 pp. [Published in parts: Vol. 2: 93-284 (1855)]
- Adams H (1870) Descriptions of a new genus, and of eighteen new species of mollusks. Proceedings of Zoological Society of London 38: 5-9.
- Ancey C-F (1898) Notes malacologiques. A - Observation sur les mollusques terrestres et fluviatiles recueillies dans l'Indo-Chine et particulièrement au Laos par Henri Counillon. B - Description d'espèces nouvelle du centre d'Afrique; C - Notes sur quelques coupes génériques ou sous-génériques de Mollusques. D - Description d'un mollusque méditerranéen nouveau. Bulletin du Musée d'Histoire Naturelle de Marseille, Série II 1(1): 125-150.
- Bavay A (1898) Coquilles nouvelles provenant des récoltes de M.L. Levay dans le Haut-Mekong pendant la campagne du Massie (1893-95). Journal de Conchyliologie 46: 15-19.
- Bavay A, Dautzenberg P (1900a) Description de coquilles nouvelles de l'Indo-Chine. Journal de Conchyliologie 48: 435-460.
- Bavay A, Dautzenberg P (1900b) Diagnose de nouveaux mollusques l'Indo-Chine. Journal de Conchyliologie 48: 108-122.
- Bavay A, Dautzenberg P (1904) Description de coquilles nouvelles de l'Indo-Chine Journal de Conchyliologie 51[1903]: 201-236. [Published in parts, dates follow Fischer-Piette (1937)]

- Bavay A, Dautzenberg P (1908) Molluscorum terrestrium Tonkinorum diagnoses. *Journal de Conchyliologie* 56: 229–251.
- Bavay A, Dautzenberg P (1909a) Description de coquilles nouvelles de l'Indo-Chine (4^e suite). *Journal de Conchyliologie* 57: 81–105.
- Bavay A, Dautzenberg P (1909b) Description de coquilles nouvelles de l'Indo-Chine (5^e suite). *Journal de Conchyliologie* 57: 163–206.
- Bavay A, Dautzenberg P (1909c) Description de coquilles nouvelles de l'Indo-Chine (6^e suite). *Journal de Conchyliologie* 57: 279–288.
- Bavay A, Dautzenberg P (1909d) Molluscorum terrestrium tonkinorum diagnoses. *Journal de Conchyliologie* 56[1908]: 229–251. [Published in parts, dates follow Fischer-Piette (1937)]
- Bavay A, Dautzenberg P (1912) Description de coquilles nouvelles de l'Indo-Chine. *Journal de Conchyliologie* 60: 1–54.
- Benson WH (1836) Descriptive catalogue of a collection of land and fresh-water shells, chiefly contained in the Museum of the Asiatic Society. *Journal of the Asiatic Society of Bengal* 5: 741–749.
- Benson WH (1856a) Characters of seventeen new forms of the Cyclostomacea from the British Province of Burma, collected by E. Theobald, jun., Esq. *Annals and Magazine of Natural History, Series 2*, 17: 225–233. <https://doi.org/10.1080/00222935608697501>
- Benson WH (1856b) Descriptions of one Indian and nine new Burmese Helices; and notes on two Burmese Cyclostomacea. *Annals and Magazine of Natural History, Series 2*, 18: 249–254. <https://doi.org/10.1080/00222935608697626>
- Bequaert JC (1950) Studies in the Achatinidae, a group of African land snails. *Bulletin of the Museum of Comparative Zoology, Harvard* 105: 1–216.
- Blanford WT (1863) Contributions to Indian malacology. No. IV. Descriptions of new land shells from Ava, and other parts of Burma. *Journal of the Asiatic Society of Bengal* 32: 319–327.
- Blanford WT, Godwin-Austen HH (1908) The Fauna of British India, including Ceylon and Burma. Mollusca. Testacellidae and Zonitidae. Taylor and Francis, London, 311 pp.
- Bouchet P, Rocroi J-P, Hausdorf B, Kaim A, Kano Y, Nützel A, Parkhaev P, Schrödl M, Strong EE (2017) Revised classification, nomenclator and typification of gastropod and monoplacophoran families. *Malacologia* 61: 1–526. <https://doi.org/10.4002/040.061.0201>
- Bowdich TE (1822) *Elements of Conchology: Including the Fossil Genera and the Animals*. J. Smith, and sold by Treuttel and Würtz, London, 75 pp.
- Cantor T (1842) General features of Chusan, with remarks on the flora and fauna of that island. *Annals and Magazine of Natural History, Series 2*, 9: 481–493. <https://doi.org/10.1080/03745484209445368>
- Collinge WE (1901a) Description of some new species of slugs collected by Mr. H. Fruhstorfer. *Journal of Malacology* 8: 118–121.
- Collinge WE (1901b) Description of two new species of *Microparmarion* from the Andaman Islands. *Journal of Malacology* 8: 16–18.
- Collinge WE (1902) On the non-operculated land- and freshwater molluscs collected by the members of the “Skeat Expedition” in the Malay Peninsula, 1899–1900. *Journal of Malacology* 9: 71–95.

- Collinge WE (1903) Report on the non-operculate land Mollusca. Fasciculi Malayensis Zoology 2: 205–218.
- Crosse H (1864) Diagnoses de Mollusques terrestres nouveaux. Journal de Conchyliologie 12: 282–286.
- Crosse H (1866) Description de coquilles terrestres nouvelles. Journal de Conchyliologie 14: 53–61.
- Crosse H (1867) Description d'espèces nouvelles de Cochinchine. Journal de Conchyliologie 15: 204–209.
- Crosse H, Fischer P (1863a) Description d'espèces nouvelles de Poulo-Condor (Cochinchine). Journal de Conchyliologie 11: 269–273.
- Crosse H, Fischer P (1863b) Note sur la faune malacologique de Cochinchine, comprenant la description des espèces nouvelles ou peu connues. Journal de Conchyliologie 11: 343–379.
- Crosse H, Fischer P (1864) Faune malacologique de Cochinchine, premier supplement. Journal de Conchyliologie 12: 322–338.
- Dance SP (1980) Hugh Cuming (1791–1865) prince of collectors. Journal of the Society for the Bibliography of Natural History 9: 477–501. https://doi.org/10.3366/jsbnh.1980.9.PART_4.477
- Dance SP (1986) A history of shell collecting. E.J. Brill-Dr. W Backhuys, Leiden, 265 pp.
- Dautzenberg P (1893) Mollusques nouveaux recueillis au Tonkin par M. le Capitaine Em. Dorr. Journal de Conchyliologie 41: 157–165.
- Dautzenberg P, Fischer H (1905) Liste des mollusques récoltés par M. le Capitaine de Frégate Blaise au Tonkin, et description d'espèces nouvelles. Journal de Conchyliologie 53: 85–234.
- Dautzenberg P, Fischer H (1906) Liste des mollusques récoltés par M.H. Mansuy en Indo-Chine et au Yunnan et description d'espèces nouvelles. Journal de Conchyliologie 53[1905]: 343–471. [Published in parts, dates follow Fischer-Piette (1937)]
- Dautzenberg P, Fischer H (1908) Liste des mollusques récoltés par M. Mansuy en Indo-Chine et description d'espèces nouvelles. Journal de Conchyliologie 56: 169–217.
- Do DS, Do VN (2014) The landsnail family Subulinidae (Gastropoda: Pulmonata) from Son La, Vietnam, with description of two new species. Tap Chi Sinh Hoc 36: 451–459.
- Do DS, Nguyen THT, Do VN (2015) A checklist and classification of terrestrial prosobranch snails from Son La, north-western Vietnam. Ruthenica 25: 117–132.
- Duckworth JW, Salter RE, Khounboline K (compilers) (1999) Wildlife in Lao PDR: 1999 Status Report. Vientiane: IUCN – The World Conservation Union/Wildlife Conservation Society/Centre for Protected Areas and Watershed Management, 275 pp.
- Duncan FM (1937) On the dates of publication of the Society's 'Proceedings' 1859–1926, with an appendix containing the dates of publication 1830–1858, compiled by F.H. Waterhouse; also of the 'Transactions' 1833–1869 by Henry Peavot, originally published in P.Z.S. 1893, 1913. Proceedings of the Zoological Society of London, Series A 107: 71–84.
- Eydoux F, Souleyet LFA (1852) Voyage autour de Monde exécute pendant les années 1836 et 1837 sur la corvette La Bonite. Zoologie, Mollusques Pulmonés 2: 497–516.
- Férussac AEJ d'Audebard de (1821–1822) Tableaux systématiques des animaux mollusques suivis d'un Prodrôme général pour tous les mollusques terrestres ou fluviatiles vivants ou fossils. Première partie, Tableaux systématiques généraux, pp. i–xlvi. Deuxième partie, Tableaux particuliers des mollusques terrestres et fluviatiles, Classe des Gastéropodes. Arthus-Bertrand, Paris.

- Fischer H (1898) Notes sur la faune du Haut Tonkin, III. Liste des mollusques recueillis par le Dr. A. Billet. Bulletin Scientifique de la France et de la Belgique 28: 310–338.
- Fischer H, Dautzenberg P (1904) Catalogue des mollusques terrestres et fluviatiles de l'Indo-Chine orientale cites jusqu' à ce jour. In: Mission Pavie, Etudes diverses 3: 390–450.
- Fischer P (1891) Catalogue et distribution géographique des Mollusques terrestres, fluviatiles & marins d'une partie de l'Indo-Chine (Siam, Laos, Cambodge, Cochinchine, Annam, Tonkin). Imprimerie Dejussieu Père et Fils, Autun, 192 pp.
- Fischer PH (1973a) Les mollusques testaces du Cambodge. Premier partie: Introduction et Gastéropodes Prosobranches. Journal de Conchyliologie 90: 40–64.
- Fischer PH (1973b) Les mollusques testaces du Cambodge. Seconde partie: Gastéropodes Pulmonés, Bivalves et bibliographie. Journal de Conchyliologie 90: 89–113.
- Fischer-Piette E (1937) Dates de publication du "Journal de Conchyliologie" de 1861–1900. Journal de Conchyliologie 35: 88–92.
- Foon JK (2015) Reassignment of *Pterocyclos bathyichisma* (Möllendorff, 1898) to genus *Ptychopoma* Möllendorff, 1885 (Gastropoda: Caenogastropoda: Cyclophoroidea: Cyclophoridae), with comments on the genus *Ptychopoma* in Indochina. Occasional Molluscan Papers 4: 7–10.
- Fulton HC (1896) A list of the species of *Amphidromus*, Albers, with critical notes and descriptions of some hitherto undescribed species and varieties. Annals and Magazine of Natural History, Series 6, 17: 66–94. <https://doi.org/10.1080/00222939608680326>
- Fulton HC (1899) Descriptions of supposed new species of *Streptaxis* and *Amphidromus*. Proceedings of the Malacological Society of London 3: 302–303.
- Geret P (1912) Description d'un nouvel *Amphidromus*. Journal de Conchyliologie 60: 55–56.
- Godwin-Austen HH (1882–1920) Land and Freshwater Mollusca of India, Including South Arabia, Baluchistan, Afghanistan, Kashmir, Nepal, Burmah, Pegu, Tenasserim, Malay Peninsula, Ceylon, and other Islands of the Indian Ocean. Supplementary to Messrs. Theobald and Hanley's Conchologica Indica. Taylor and Francis, London. [Volume 1 (1882–1887): 1–257, pls 1–62; Volume 2 (1897–1914): 1–442, pls 63–158; Volume 3 (1920): 1–65, pls 159–165]
- Gomes SR, Thomé JW (2004) Diversity and distribution of the Veronicellidae (Gastropoda: Soleolifera) in the Oriental and Australian biogeographical regions. Memoirs of the Queensland Museum 49: 589–601.
- Gredler V (1881) Zur Conchylien-Fauna von China. III. Stück. Jahrbücher der Deutschen Malakozoologische Gesellschaft 8: 110–132.
- Gredler V (1884) Zur Conchylien-Fauna von China. V. Stück. Jahrbücher der Deutschen Malakozoologische Gesellschaft 11: 129–161.
- Grego J, Szekeres M (2011) New taxa of Asiatic Clausiliidae (Mollusca: Gastropoda). Visaya 3: 4–22.
- Grego J, Luong HV, Pham SV, Szekeres M (2014) Vietnamese Clausiliidae (Gastropoda: Pulmonata): new taxa and novel distribution data. Journal of Conchology 41: 749–757.
- Grimpe G, Hoffmann H (1925) Die Nacktschnecken von Neu-Caledonien, den Loyalty Inseln und den Neuen Hebriden. In: Sarasin F, Roux J (Eds) Nova Caledonia, A, Zoologie 3: 39–476.
- Gude GK (1903a) A classified list of the Helicoid land shells of Asia, Part V. Journal of Malacology 10: 5–16.

- Gude GK (1903b) A classified list of the Helicoid land shells of Asia, Part VII. *Journal of Malacology* 10: 83–98.
- Gude GK (1906) Further remarks on the genus *Chloritis*, with description of eleven new species. *Proceedings of the Malacological Society of London* 7: 105–118. <https://doi.org/10.1093/oxfordjournals.mollus.a066138>
- Gude GK (1914) Mollusca II (Trochomorphidae–Janellidae). In: Shipley AE, Marshall GAK (Eds) *The Fauna of British India, including Ceylon and Burma*. Taylor and Francis, London, 520 pp.
- Haines WA (1855) Descriptions of four new species of terrestrial shells from Siam. *Annals of the Lyceum of Natural History of New York* 6: 157–158. <https://doi.org/10.1111/j.1749-6632.1858.tb00358.x>
- Hemmen J, Hemmen C (2001) Aktualisierte Liste der terrestrischen Gastropoden Thailands. *Schriften zur Malakozoologie* 18: 35–70.
- Heude P-M (1890) Notes sur les mollusques terrestres de la vallée de Fleuve Bleu. III. In: *Mémoires concernant l'Histoire Naturelle de l'Empire Chinois par des pères de la compagnie de Jésus*. Changhai, Imprimerie de la Mission Catholique 3: 1–188. [pls 33–43]
- Hodkinson ID, Jackson JK (2005) Terrestrial and aquatic invertebrates as bioindicators for environmental monitoring, with particular reference to mountain ecosystems. *Environmental Management* 35: 649–666. <https://doi.org/10.1007/s00267-004-0211-x>
- Hoffmann H (1925) Die Vaginuliden. Ein Beitrag zur Kenntnis ihrer Biologie, Anatomie, Systematik, geographischen Verbreitung und Phylogenie. *Jenaische Zeitschrift für Naturwissenschaft* 61: 1–374.
- Hutton T (1834) On the land-shells of India. *Journal of the Asiatic Society of Bengal* 3: 81–93.
- Inkhavilay K, Siriboon T, Sutcharit C, Rowson B, Panha S (2016a) The first revision of the carnivorous land snail family Streptaxidae in Laos, with description of three new species (Pulmonata, Stylommatophora, Streptaxidae). *ZooKeys* 589: 23–53. <https://doi.org/10.3897/zookeys.589.7933>
- Inkhavilay K, Sutcharit C, Tongkerd P, Panha S (2016b) New species of microsnailes from Laos (Pulmonata: Vertiginidae and Diapheridae). *Journal of Conchology* 42: 213–232.
- Inkhavilay K, Sutcharit C, Panha S (2017) Taxonomic review of the tree snail genus *Amphidromus* Albers, 1850 (Pulmonata: Camaenidae) in Laos, with the description of two new species. *European Journal of Taxonomy* 330: 1–40. <https://doi.org/10.5852/ejt.2017.330>
- ICZN [International Commission on Zoological Nomenclature] (1999) *International Code of Zoological Nomenclature, Fourth Edition*. London, International Trust for Zoological Nomenclature, 306 pp.
- Johnson RI (1969) Pfeiffer's Novitates Conchologicae, Series I, Land Mollusca, 1854–1879, and Dunker's Novitates Conchologicae, Series II, Marine Mollusca, 1862–1882. A complete collation. *Journal of the Society for Bibliography of Natural History* 5: 236–239. <https://doi.org/10.3366/jsbnh.1969.5.3.236>
- King BF, Woodcock M, Dickinson EC (1975) *A Field Guide to the Birds of South-East Asia*. Collins, London.
- Kobelt W (1902a) Cyclophoridae. *Das Tierreich*, 662 pp.
- Kobelt W (1900, 1902b, 1904, 1905 [1898–1905]) Die Familie der Heliceen. Die Schnirkelschnecken nebst den zunächst verwandten Gattungen. In: *Systematisches Conchylien-Cab-*

- inet von Martini und Chemnitz, Ersten Bandes, zwölfte Abtheilung, fünfter Theil. (1) 12 (5): 861–1226, pls 229–299, 263a. [pp. 941–988, pls. 246–257 (1900); 1061–1092, pls. 270–275 (1902); 1093–1116, pls. 276–281 (1904); 1117–1226, pls. 282–299 (1905)]. [Published in parts, dates follow Welter-Schultes (1999)]
- Kobelt W (1911, 1912 [1911–1914]) Die Gedeckekten Lungenschnecken (Cyclostomacea). In Abbildungen nach der Natur mit Beschreibungen. Dritte Abteilung. Cyclophoridae II. Systematisches Conchylien-Cabinet von Martini und Chemnitz, 1 (19)[(3)]: 713–1048, pls 104–156. [pp. 713–816, pls 104–121 (1911); pp. 817–928, pls 122–139 (1912)]. [Published in parts, dates follow Welter-Schultes (1999)]
- Köhler F, Criscione F, Burghardt I, Kessner V (2017) The Enidae of Timor (Stylommatophora: Orthurethra). *Molluscan Research* 37: 8–16. <https://doi.org/10.1080/13235818.2016.1200959>
- Kongim B, Sutcharit C, Naggs F, Panha S (2013) Taxonomic revision of the elephant pupinid snail genus *Pollicaria* Gould, 1856 (Prosobranchia, Pupinidae). *ZooKeys* 287: 19–40. <https://doi.org/10.3897/zookeys.287.4617>
- Laidlaw FF, Solem A (1961) The land snail genus *Amphidromus*: A synoptic catalogue. *Fieldiana: Zoology* 41: 507–677.
- Lehmann H, Maassen WJM (2004) A new species of *Amphidromus* from Laos (Gastropoda, Pulmonata, Camaenidae). *Basteria* 68: 17–20.
- Maassen WJM (2000) Notes on terrestrial molluscs of Sumatra, Indonesia, with descriptions of ten new species (Gastropoda, Prosobranchia & Pulmonata). *Basteria* 64: 137–150.
- Maassen WJM (2001) A preliminary checklist of the non-marine molluscs of West-Malaysia, A handlist. *De Kreukel, Supplement*: 1–155.
- Maassen WJM (2006a) Four new species of terrestrial gastropods from Tonkin, North Vietnam (Gastropoda: Diplommatinidae: Strobilopsidae and Ariophantidae). *Basteria* 70: 13–18.
- Maassen WJM (2006b) Remarks on *Alycaeus* species from South-East Asia, with the descriptions of four new species with keeled shells (Gastropoda, Caenogastropoda, Cyclophoridae). *Basteria* 70: 133–139.
- Maassen WJM (2008) Remarks on a small collection of terrestrial molluscs from north-west Laos, with descriptions of three new species (Mollusca: Pulmonata: Streptaxidae, Vertiginidae). *Basteria* 72: 233–240.
- Mabille J (1887a) Molluscorum Tonkinorum diagnoses. Meulan (Seine-Oise), 18 pp.
- Mabille J (1887b) Sur quelques mollusques du Tonkin. *Bulletins de la Société Malacologique de France* 4: 73–164.
- Mabille J (1889) Contribution à la faune malacologique du Tonkin. A. Masson, Meulan, 20 pp.
- Martens E von (1860) On the Mollusca of Siam. *Proceedings of the Zoological Society of London* 28: 6–18.
- Martens E von (1867) Die Preussische Expedition nach Ost-Asien. Verlag der Königlichen Geheimen Ober-Hofbuchdruckerei, 477 pp.
- Mittermeier RA, Gil PR, Hoffman M, Pilgrim J, Brooks T, Mittermeier CG, Lamoreux J, Fonseca GAB da (2004) Hotspots Revisited: Earth's biologically richest and most endangered terrestrial ecoregions. Cemex, Monterrey, 392 pp.
- Möllendorff OF von (1882a) Diagnoses specierum novarum Chinae meridionalis. *Jahrbücher der Deutschen Malakozoologischen Gesellschaft* 9: 179–188.

- Möllendorff OF von (1882b) Materialien zur Fauna von China. Jahrbücher der Deutschen Malakozoologischen Gesellschaft 9: 337–356.
- Möllendorff OF von (1897) Diagnosen neuer und kritischer Landdeckelschnecken. Nachrichtenblatt der Deutschen Malakozoologischen Gesellschaft 29: 31–45.
- Möllendorff OF von (1898) Die Binnenmollusken Annams. Nachrichtenblatt der Deutschen Malakozoologischen Gesellschaft 30: 65–85.
- Möllendorff OF von (1899) Neue Arten aus Hinterinden. Nachrichtenblatt der Deutschen Malakozoologischen Gesellschaft 31: 165–166.
- Möllendorff OF von (1900) Zur Binnenmollusken-Fauna Annams III. Nachrichtenblatt der Deutschen Malakozoologischen Gesellschaft 32: 117–121, 129–139.
- Möllendorff OF von (1901a) Diagnosen neuer von H. Fruhstorfer in Tongking gesammelter Landschnecken. Nachrichtenblatt der Deutschen Malakozoologischen Gesellschaft 33: 65–81.
- Möllendorff OF von (1901b) Zur Binnenmollusken-Fauna Annams IV. Nachrichtenblatt der Deutschen Malakozoologischen Gesellschaft 33: 45–50.
- Morlet L (1883) Description d'espèces nouvelles de coquilles recueillies par M. Pavie au Cambodge. Journal de Conchyliologie 31: 104–110.
- Morlet L (1885) Descriptions d'espèces nouvelles de coquilles recueillies par M. Pavie, au Cambodge. Journal de Conchyliologie 32[1884]: 386–403. [Published in parts, dates follow Fischer-Piette (1937)]
- Morlet L (1886a) Diagnoses de mollusques terrestres et fluviatiles du Tonkin. Mane et Noble, Paris, 7 pp.
- Morlet L (1886b) Diagnoses Molluscorum novorum Cambodgiae. Journal de Conchyliologie 34: 74–75.
- Morlet L (1886c) Diagnoses Molluscorum novorum Tonkini. Journal de Conchyliologie 34: 75–78.
- Morlet L (1887) Liste des coquilles recueillies, au Tonkin par M. Jourdy, chef d'escadron d'artillerie, et description d'espèces nouvelles. Journal de Conchyliologie 34[1886]: 257–295. [Published in parts, dates follow Fischer-Piette (1937)]
- Morlet L (1889) Catalogue des coquilles recueillies, par M. Pavie dans le Cambode et le Royaume de Siam, et description d'espèces nouvelles (1). Journal de Conchyliologie 37: 121–199.
- Morlet L (1891a) Contributions a la malacologie de l'Indo-Chine. Journal de Conchyliologie 39: 230–254.
- Morlet L (1891b) Diagnoses molluscorum novorum, in Indo-China collectalum. Journal de Conchyliologie 39: 25–28.
- Morlet L (1892a) Description d'un genre nouveau, appartenant à la famille des Helicinidae et provenant du Laos. Journal de Conchyliologie 39[1891]: 316–317. [Published in parts, dates follow Fischer-Piette (1937)]
- Morlet L (1892b) Diagnoses molluscorum novorum, in Indo-China collectorum. Journal de Conchyliologie 40: 82–86.
- Morlet L (1893) Descriptions d'espèces nouvelles provenant de l'Indochine. Journal de Conchyliologie 40[1892]: 315–329. [Published in parts, dates follow Fischer-Piette (1937)]
- Mouhot H (1864a) Travels in the central parts of Indochina (Siam), Cambodia, and Laos, during the Years 1858, 1859, and 1860. Volume 1. John Murray, Albemarle Street, London. 303 pp.

- Mouhot H (1864b) Travels in the central parts of Indochina (Siam), Cambodia, and Laos, during the Years 1858, 1859, and 1860. Volume 2. John Murray, Albemarle Street, London. 301 pp.
- Müller OF (1774) Vermium terrestrium et fluviatilium, seu animalium infusorium, helminthicorum, et testaceorum, non marinorum, succincta historia, 2. Heineck and Faber, Havniae et Lipsiae, 214 pp.
- Myers N, Mittermeier RA, Mittermeier CG, da Fonseca GAB, Kent J (2000) Biodiversity hotspots for conservation priorities. *Nature* 403: 853–858. <https://doi.org/10.1038/35002501>
- Nantarat N, Sutcharit C, Tongkerd P, Ablett J, Naggs F, Panha S (2014) An annotated catalogue of type specimens of the land snail genus *Cyclophorus* Monfort, 1810 (Caenogastropoda, Cyclophoridae) in the Natural History Museum, London. *ZooKeys* 411: 1–56. <https://doi.org/10.3897/zookeys.411.7258>
- Nordsieck H (2002) Revision of the Garnieriinae (Gastropoda: Stylommatophora: Clausiliidae), with descriptions of new taxa. *Stuttgarter Beiträge zur Naturkunde Serie A (Biologie)* 640: 1–23.
- Nordsieck H (2003) Systematic and nomenclatural notes on Phaesusinae with the description of new taxa. *Archiv für Molluskenkunde* 132: 121–141. <https://doi.org/10.1127/arch.moll/132/2003/121>
- Nordsieck H (2007) *Worldwide Door Snails (Clausiliidae), Recent and Fossil*. ConchBooks, Hackenheim, Germany, 214 pp.
- Nordsieck H (2010) New taxa of the subfamilies Neniinae and Garnieriinae (Gastropoda: Stylommatophora: Clausiliidae). *Archiv für Molluskenkunde* 139: 45–69. <https://doi.org/10.1127/arch.moll/1869-0963/139/045-069>
- Nordsieck H (2011) Clausiliidae of Vietnam with the description of new taxa (Gastropoda: Stylommatophora). *Archiv für Molluskenkunde* 140: 149–173. <https://doi.org/10.1127/arch.moll/1869-0963/140/149-173>
- Nordsieck H (2012) Note on Garnieriini (Gastropoda, Stylommatophora, Clausiliidae, Garnieriinae). *Acta Conchyliorum* 12: 57–62.
- Páll-Gergely B (2014) Description of the second *Laotia* Saurin, 1953; a genus new to the fauna of Vietnam (Gastropoda: Cyclophoroidea). *Folia Malacologica* 22: 289–292. <https://doi.org/10.12657/folmal.022.025>
- Páll-Gergely B, Fehér Z, Hunyadi A, Asami T (2015a) Revision of the genus *Pseudopomatias* and its relatives (Gastropoda: Cyclophoroidea: Pupinidae). *Zootaxa* 3937: 1–49. <http://dx.doi.org/10.11646/zootaxa.3937.1.1>
- Páll-Gergely B, Hunyadi A, Ablett J, Luong HV, Naggs F, Asami T (2015b) Systematics of the family Plectopylidae in Vietnam with additional information on Chinese taxa (Gastropoda, Pulmonata, Stylommatophora). *ZooKeys* 473: 1–118. <https://doi.org/10.3897/zookeys.473.8659>
- Páll-Gergely B, Hunyadi A, Jochum A, Asami T (2015c) Seven new hypselostomatid species from China, including some of the world's smallest land snails (Gastropoda, Pulmonata, Orthurethra). *ZooKeys* 523: 31–62. <https://doi.org/10.3897/zookeys.523.6114>
- Páll-Gergely B (2016) A new species of *Vargapupa* Páll-Gergely, 2015 and a new synonym of *Pseudopomatias* Möllendorff, 1885 (Gastropoda: Caenogastropoda: Pupinidae). *Zootaxa* 4139: 431–434. <https://doi.org/10.11646/zootaxa.4139.3.9>

- Páll-Gergely B, Muratov IV, Asami T (2016) The family Plectopylidae (Gastropoda, Pulmonata) in Laos with the description of two new genera and a new species. *ZooKeys* 592: 1–26. <https://doi.org/10.3897/zookeys.592.8118>
- Páll-Gergely B, Szekeres M (2017) New and little known Clausiliidae (Gastropoda: Pulmonata) from Laos and southern Vietnam. *Journal of Conchology* 42: 507–521.
- Páll-Gergely B, Fehér Z, Otani JU, Asami T (2017a) An integrative taxonomic approach to infer the systematic position of *Chalepotaxis* Ancey, 1887 (Gastropoda: Stylommatophora: Helicarionidae). *Molluscan Research* 37: 113–119.
- Páll-Gergely B, Hunyadi A, Do SD, Naggs F, Asami T (2017b) Revision of the Alycaecidae of China, Laos and Vietnam (Gastropoda: Cyclophoroidea) I: The genera *Dicharax* and *Metalycaeus*. *Zootaxa* 4331: 1–124. <http://dx.doi.org/10.11646/zootaxa.4331.1.1>
- Panha S, Tongkerd P, Sutcharit C, Tumpeesuwan S, Vongsombath C (2002) A new species of *Parabosydia* (Pupillidae: Gastrocoptinae) from Laos. *Walkerana* 13: 123–128.
- Pavie A (1904) Mission Pavie Indo-Chine, 1879–1895, Études Diverses, Recherches sur l'Histoire Naturelle de l'Indo-Chine Orientale, Volume 3, Ernest Leroux, Éditeur, Paris, 549 pp.
- Pearson JT (1833) Note on the genus *Spiraculum*. *Journal of the Asiatic Society of Bengal* 2: 590–592.
- Petit RE (2007) Lovell Augustus Reeve (1814–1865): Malacological author and publisher. *Zootaxa* 1648: 1–120. <https://doi.org/10.11646/zootaxa.1648.1.1>
- Pfeiffer L (1850) Beschreibungen neuer Landschnecken. *Zeitschrift für Malacozoologie* 7: 65–80.
- Pfeiffer L (1852) Monographia Pneumonopomorum viventium. Sistens descriptiones systematicas et criticas omnium hujus ordinis generum et specierum hodie cognitarum, accedente fossilium enumeratione. Cassel, 439 pp.
- Pfeiffer L (1853a) Description of fifty-four new species of Helicea, from the collection of Hugh Cuming, Esq. *Proceedings of the Zoological Society of London* 19[1851]: 252–263. [Published in parts, dates follow Duncan (1937)]
- Pfeiffer L (1853b[1852–1860]) Die Schnirkelschnecken nebst den zunächst verwandten Gattungen. Dritter Theil. Systematisches Conchylien-Cabinet von Martini und Chemnitz. 1 (12) (3): 291–524, pls 125–161. [pp. 291–362, pls 145–156 (1853)] [Published in parts, dates follow Welter-Schultes (1999)]
- Pfeiffer L (1854) Descriptions of sixty-six new land shells from the collection of H. Cuming, Esq. *Proceedings of the Zoological Society of London* 20[1852]: 56–70. [Published in parts, dates follow Duncan (1937)]
- Pfeiffer L (1855) Descriptions of eighteen new species of Cyclostomacea, from Mr. Cuming's collection. *Proceedings of the Zoological Society of London* 22[1854]: 299–303. [Published in parts, dates follow Duncan (1937)]
- Pfeiffer L (1856a) Descriptions of twenty-five new species of land shells, from the collection of H. Cuming, Esq. *Proceedings of the Zoological Society of London* 24: 32–36.
- Pfeiffer L (1856b) Novitates Conchologicae. Series prima. Mollusca extramarina. Descriptions et figures de coquilles, estramarines nouvelles, ou peu connues. Beschreibung und Abbildung neuer order kritischer Land- und Süßwasser Mollusken. Tome 1, Lief. 5–8: 49–90, pls 13–24. [Published in parts, dates follow Johnson (1969)]

- Pfeiffer L (1860a) Descriptions of thirty-six new species of land shells from Mr. H. Cuming's collection. *Proceedings of the Zoological Society of London* 28: 133–141.
- Pfeiffer L (1860b) *Novitates Conchologicae. Series prima. Mollusca extramarina. Descriptions et figures de coquilles, estramarines nouvelles, ou peu connues. Beschreibung und Abbildung neuer order kritischer Land- und Süßwasser Mollusken. Tome 2, Lief. 13, 14: 139–160, pls 37–42. [Published in parts, dates follow Johnson (1969)]*
- Pfeiffer L (1861a) Descriptions of new land shells in the collection of Mr. H. Cuming Esq. *Proceedings of the Zoological Society of London* 29: 190–196.
- Pfeiffer L (1861b) *Novitates Conchologicae. Series prima. Mollusca extramarina. Descriptions et figures de coquilles, estramarines nouvelles, ou peu connues. Beschreibung und Abbildung neuer order kritischer Land- und Süßwasser Mollusken. Tome 2, Lief. 15, 16: 161–178, pls 43–48. [Published in parts, dates follow Johnson (1969)]*
- Pfeiffer L (1862) Diagnoses de neuf espèces nouvelles provenant de Siam. *Journal de Conchyliologie* 10: 39–46.
- Pfeiffer L (1863a) Descriptions of thirty-six new land shells from the collection of H. Cuming, Esq. *Proceedings of the Zoological Society of London* 30[1862]: 268–278. [Published in parts, dates follow Duncan (1937)]
- Pfeiffer L (1863b) *Novitates Conchologicae. Series prima. Mollusca extramarina. Descriptions et figures de coquilles, estramarines nouvelles, ou peu connues. Beschreibung und Abbildung neuer order kritischer Land- und Süßwasser Mollusken. Tome 2, Lief. 19, 20: 207–234, pls 55–60. [Published in parts, dates follow Johnson (1969)]*
- Pfeiffer L (1864) Descriptions of fifteen new species of land shells from the collection of H. Cuming, Esq. *Proceedings of the Zoological Society of London* 31[1863]: 523–526. [Published in parts, dates follow Duncan (1937)]
- Pfeiffer L (1865) *Novitates Conchologicae. Series prima. Mollusca extramarina. Descriptions et figures de coquilles, estramarines nouvelles, ou peu connues. Beschreibung und Abbildung neuer order kritischer Land- und Süßwasser Mollusken. Tome 2, Lief. 22: 251–274, pls 64–66. [Published in parts, dates follow Johnson (1969)]*
- Pfeiffer L (1866) *Novitates Conchologicae. Series prima. Mollusca extramarina. Descriptions et figures de coquilles, estramarines nouvelles, ou peu connues. Beschreibung und Abbildung neuer order kritischer Land- und Süßwasser Mollusken. Tome 3, Lief. 25: 301 [sic]–312, pls 73–75. [Published in parts, dates follow Johnson (1969)]*
- Pfeiffer L (1868a) *Monographia Heliceorum Viventium, Supplement Tertium. Volume 5. Lipsiae: F.A. Brockhaus, 565 pp.*
- Pfeiffer L (1868b) *Novitates Conchologicae. Series prima. Mollusca extramarina. Descriptions et figures de coquilles, estramarines nouvelles, ou peu connues. Beschreibung und Abbildung neuer order kritischer Land- und Süßwasser Mollusken. Tome 3, Lief. 29–32: 369–430, pls 85–96. [Published in parts, dates follow Johnson (1969)]*
- Pfeiffer L (1869) *Novitates Conchologicae. Series prima. Mollusca extramarina. Descriptions et figures de coquilles, estramarines nouvelles, ou peu connues. Beschreibung und Abbildung neuer order kritischer Land- und Süßwasser Mollusken. Tome 3, Lief. 33–36: 431–510 [double title page], pls 97–108. [Published in parts, dates follow Johnson (1969)]*

- Pfeiffer L (1871) *Novitates Conchologicae. Series prima. Mollusca extramarina. Descriptions et figures de coquilles, estramarines nouvelles, ou peu connues. Beschreibung und Abbildung neuer order kritischer Land- und Süßwasser Mollusken. Tome 4, Lief. 38, 39: 9–40, pls 112–117.* [Published in parts, dates follow Johnson (1969)]
- Philippi RA (1846) Vier neue Konchylienarten. *Zeitschrift für Malakozoologie* 3: 191–192.
- Pilsbry HA (1888) *Manual of Conchology, Structure and Systematic, with Illustrations of the Species, Second Series, Volume 4 (Helicidae, Volume 2).* Academy of Natural Science Philadelphia, PA, 296 pp.
- Pilsbry HA (1900) *Manual of Conchology, Structure and Systematic, with Illustrations of the Species, Second Series, Volume 13 (Australasian Bulimulidae: Bothriembryon and Placostylus, and Helicidae: Amphidromus).* Academy of Natural Science Philadelphia, PA, 253 pp.
- Pilsbry HA (1906–1907) *Manual of Conchology, Structure and Systematic, with Illustrations of the Species, Second Series, Volume 18 (Achatinidae: Stenogyrinae and Coeliacinae).* Academy of Natural Science Philadelphia, PA, 357 pp.
- Pilsbry HA (1920–1921) *Manual of Conchology, Structure and Systematic, with Illustrations of the Species, Second Series, Volume 26 (Pupillidae: Vertigininae and Pupillinae).* Academy of Natural Science Philadelphia, PA, 254 pp.
- Prosperi J, Lamxay V, Hallé F, Bompard J-M, Blanc P, Ramesh BR, Ayyappan N, Cardinal S (2018) New records in the flora checklists of Laos, resulting from a survey of Phou Hin Poun National Biodiversity Conservation Area. *Edinburgh Journal of Botany* 75: 91–106. <https://doi.org/10.1017/S096042861700035X>
- Raheem DC, Taylor H, Ablett J, Preece RC, Aravind NA, Naggs F (2014) A systematic revision of the land snails of the Western Ghats of India. *Tropical Natural History, Supplement* 4: 1–294.
- Redfield JH (1853) Descriptions of new species of Helicidae. *Annals of the Lyceum of Natural History of New York* 6: 14–18. <https://doi.org/10.1111/j.1749-6632.1858.tb00339.x>
- Reeve L (1849[1848–1850]) *Conchologia Iconica: Illustrations of the shells of molluscous animals. Volume 5, Monograph of the genera Bulimus, Achatina, Dolium, Cassis, Turritella, Mesalia, Eglisia, Cassidaria, Oniscia, Eburna,* pls 1–57. Reeve, Benham, and Reeve, King William Street, Strand, London, 147 plates. [pls 58–84 (1849)]. Published in parts, dates follow Petit (2007)].
- Richardson L (1983) Bradybaenidae: Catalog of species. *Tryonia* 9: 1–253.
- Richardson L (1985) Camaenidae: Catalog of species. *Tryonia* 12: 1–479.
- Richardson L (1988) Streptaxacea: Catalog of species, Part I, Streptaxidae. *Tryonia* 16: 1–326.
- Saurin E (1953) Coquilles nouvelles de l'Indochine. *Journal de Conchyliologie* 93: 113–120.
- Schileyko AA (2003a) Treatise on recent terrestrial pulmonate molluscs, Part 10, Ariophantidae, Ostracolethidae, Ryssotidae, Milacidae, Dyakiidae, Staffordiidae, Gastodontidae, Zonitidae, Daudebardiidae, Parmacellidae. *Ruthenica Supplement* 2, Part 10: 1309–1466.
- Schileyko AA (2003b) Treatise on recent terrestrial pulmonate molluscs, Part 11, Trigonochlamydidae, Papillodermididae, Vitrinidae, Limacidae, Bielziidae, Agriolimacidae, Boettgerillidae and Camaenidae. *Ruthenica Supplement* 2, Part 11: 1467–1626.
- Schileyko AA (2004) Treatise on recent terrestrial pulmonate molluscs, Part 12, Bradybaenidae, Monadeniinae, Xanthonychidae, Epiphragmophoridae, Helminthoglyptidae, Elonidae,

- Humboldtianidae, Sphincterochilidae and Cochlicellidae. *Ruthenica* Supplement 2, Part 12: 1627–1763.
- Schileyko AA (2011) Check-list of land pulmonate molluscs of Vietnam (Gastropoda: Stylomatophora). *Ruthenica* 21: 1–68.
- Simroth H (1893) Über einige *Parmarion*-Arten. In: Weber M (Ed.) *Zoologische Ergebnisse einer Reise in Niederländisch Ost-Indien* 3: 100–110.
- Siriboon T, Sutcharit C, Naggs F, Panha S (2013) Three new species of the carnivorous snail genus *Perrottetia* Kobelt, 1905 from Thailand (Pulmonata, Streptaxidae). *ZooKeys* 287: 41–57. <https://doi.org/10.3897/zookeys.287.4572>
- Siriboon T, Sutcharit C, Naggs F, Rowson B, Panha S (2014) Revision of the carnivorous snail genus *Discartemon* Pfeiffer, 1856, with description of twelve new species (Pulmonata, Streptaxidae). *ZooKeys* 401: 45–107. <https://doi.org/10.3897/zookeys.401.7075>
- Smith EA (1896) Notes on some land shells from Vanbu, Tonkin, with description of two new species. *Annals and Magazine of Natural History, Series 6*, 17: 128–130. <https://doi.org/10.1080/00222939608680338>
- Solem A (1966) Some non-marine mollusks from Thailand. *Spolia Zoologica Musei Hauniensis* 24: 1–110.
- Sowerby GB I (1850) Description of some additional species of the genus *Cyclostoma*. In: *Thesaurus Conchyliorum* Volume 2, Part 11: 157–168, pls 31a, 31b.
- Stoliczka F (1871) Notes on terrestrial Mollusca from the neighbourhood of Moulmein (Tenasserim Province). *Journal of the Asiatic Society of Bengal* 40: 143–177, 217–259.
- Stoliczka F (1873) On the land-shells of Penang Island, with descriptions of the animals and anatomical notes; part second, Helicacea. *Journal of the Asiatic Society of Bengal* 42: 11–38.
- Sutcharit C, Panha S (2006) Taxonomic review of the tree snails *Amphidromus* Albers, 1850 (Pulmonata: Camaenidae) in Thailand and adjacent areas: Subgenus *Amphidromus*. *Journal of Molluscan Studies* 72: 1–30. <https://doi.org/10.1093/mollus/eyi044>
- Sutcharit C, Panha S (2010) Taxonomic re-evaluation of *Chloritis bifoveata* (Benson, 1860) and *C. diplochone* Möllendorff, 1898 (Pulmonata: Camaenidae). *Journal of Conchology* 40: 277–285.
- Sutcharit C, Ablett J, Tongkerd P, Naggs F, Panha S (2015) Illustrated type catalogue of *Amphidromus* Albers, 1850 in Natural History Museum, London, and descriptions of two new species. *ZooKeys* 492: 49–105. <https://doi.org/10.3897/zookeys.492.8641>
- Sutcharit C, Naggs F, Panha S (2010) A first record of the family Cerastidae in Thailand, with a description of a new species (Pulmonata: Othurethra: Cerastidae). *The Raffles Bulletin of Zoology* 58: 251–258.
- Sysoev A, Schileyko A (2009) *Land snails and slugs of Russia and adjacent countries*. Pensoft, Moscow. 312 pp.
- Tapparone Canefri C (1883) *Fauna malacologica della Nuova Guinea e delle isole adiacenti*. Parte I, Molluschi estamarini. *Annali del Museo Civico di storia naturale di Genova* 19: 1–313.
- Thach NN (2015) *Pterocyclos huberi*, a new species from Vietnam (Gastropoda: Caenogastropoda: Cyclophoridae). *Novapex* 16: 59–62.

- Thach NN (2016) Vietnamese new mollusks with 59 new species. 48HrBooks Company, Ohio, USA, 205 pp.
- Thach NN (2017) New shells of Southeast Asia with 2 new genera and 85 new species. 48HrBooks Company, Ohio, USA, 128 pp.
- Thach NN (2018) New shells of South Asia seashells-freshwater & land snails, 3 new genera, 132 new species & subspecies. 48HrBooks Company, Ohio, USA, 173 pp.
- Vaught KC (1989) A classification of the living Mollusca. In: Abbott RT, Boss KJ (Eds). American Malacologists: Melbourne, 189 pp.
- Vermeulen JJ, Raven JGM (1998) A note on the genera *Costigo* and *Pupisoma* (Gastropoda, Pulmonata: Vertiginidae). *Basteria* 62: 273–275.
- Wagner AJ (1905) Helicinenstudien. *Denkschriften der Kaiserlichen Akademie der Wissenschaften* 77: 357–450. <https://doi.org/10.5962/bhl.title.61796>
- Wagner AJ (1907[1907–1911]) Die Familie der Helicinidae. Neue Folge. Systematisches Conchylien-Cabinet von Martini und Chemnitz 1 (18) [(2)]: 1–391, pls 1–70. [Published in parts, dates follow Welter-Schultes (1999)]
- Wallace AR (1865) List of the land shells collected by Mr. Wallace in the Malay Archipelago, with descriptions of the new species by Mr. Henry Adams. *Proceedings of the Zoological Society of London* 33: 405–414. <https://doi.org/10.1111/j.1469-7998.1865.tb02358.x>
- Welter-Schultes FW (1999) Systematisches Conchylien-Cabinet von Martini und Chemnitz (1837–1920), bibliography of the volumes in Göttingen. *Archives of Natural History* 26: 157–203. <https://doi.org/10.3366/anh.1999.26.2.157>
- Wenz W (1938[1938–1944]) Teil 1: Allgemeiner Teil und Prosobranchia. In: Schindewolf OH [Ed] *Handbuch der Paläozoologie*, Band 6, Gastropoda, Verlag Gebrüder Bornträger, Berlin, 1639 pp. [pp. 1–480 (1938)]
- Wiktor A, Chen D-N, Wu M (2000) Stylommatophoran slugs of China (Gastropoda: Pulmonata)-Prodromus. *Folia Malacologica* 8: 3–35. <https://doi.org/10.12657/folmal.008.002>
- Wood H, Gallichan J (2008) The new molluscan names of César-Marie-Felix Ancey including illustrated type material from the National Museum of Wales. *Studies in Biodiversity and Systematics of Terrestrial Organism from the National Museum of Wales. Biotir Report* 3, 162 pp.
- Zilch A (1953a) Die Typen und Typoide des Natur-Museums Senckenberg, 9: Mollusca, Cyclophoridae, Diplommatininae. *Archiv für Molluskenkunde* 82: 1–47.
- Zilch A (1953b) Die Typen und Typoide des Natur-Museums Senckenberg, 10: Mollusca, Pleurodontidae (1). *Archiv für Molluskenkunde* 82: 131–140.
- Zilch A (1954a) Die Typen und Typoide des Natur-Museums Senckenberg, 12: Mollusca, Clausiliidae (1): Phaesusinae, Neniinae. *Archiv für Molluskenkunde* 83: 1–63.
- Zilch A (1954b) Die Typen und Typoide des Natur-Museums Senckenberg, 13: Mollusca, Cyclophoridae, Cyclophorinae-Cyclophoreae (1). *Archiv für Molluskenkunde* 83: 141–157.
- Zilch A (1955) Die Typen und Typoide des Natur-Museums Senckenberg, 15: Mollusca, Cyclophoridae, Cyclophorinae-Cyclophoreae (2). *Archiv für Molluskenkunde* 84: 183–210.
- Zilch A (1956a) Die Typen und Typoide des Natur-Museums Senckenberg, 17: Mollusca, Cyclophoridae, Cyclophorinae-Cyclophoreae (3). *Archiv für Molluskenkunde* 85: 33–54.

- Zilch A (1956b) Die Typen und Typoide des Natur-Museums Senckenberg, 18: Mollusca, Cyclophoridae, Cyclophorinae (4). *Archiv für Molluskenkunde* 85: 171–196.
- Zilch A (1957) Die Typen und Typoide des Natur-Museums Senckenberg, 20: Mollusca, Cyclophoridae, Alycaeinae. *Archiv für Molluskenkunde* 86: 141–150.
- Zilch A (1959–1960) Gastropoda, Euthyneura. In: Schindewolf OH (Ed.) *Handbuch der Paläozoologie*, Band 6, Gastropoda. Gebrüder Borntraeger, Berlin, 834 pp.
- Zilch A (1964) Die Typen und Typoide des Natur-Museums Senckenberg, 29: Mollusca, Camaenidae (3). *Archiv für Molluskenkunde* 93: 243–262.
- Zilch A (1966) Die Typen und Typoide des Natur-Museums Senckenberg, 35: Mollusca, Camaenidae (5). *Archiv für Molluskenkunde* 95: 293–319.
- Zilch A (1968) Die Typen und Typoide des Natur-Museums Senckenberg, 41: Mollusca, Bradybaeninae. *Archiv für Molluskenkunde* 98: 155–212.
- Zilch A (1973a) Die Typen und Typoide des Natur-Museums Senckenberg, 51: Mollusca: Achatinacea (2): Ferrussaciidae, Subulinidae. *Archiv für Molluskenkunde* 103: 99–152.
- Zilch A (1973b) Die Typen und Typoide des Natur-Museums Senckenberg, 52: Mollusca: Hydrocenidae. *Archiv für Molluskenkunde* 103: 263–272.