

First record of *Rineloricaria reisi*, *R. stellata* and *R. zaina* (Siluriformes: Loricariidae) from the Río Uruguay basin in Argentina

Adriana Almirón^{1*}, Jorge Casciotta^{1,2}, Lubomír Piálek³, Federico Ruiz Díaz⁴ and Oldřich Říčan³

¹ UNLP, Facultad de Ciencias Naturales y Museo, División Zoología Vertebrados, Paseo del Bosque, 1900 La Plata, Bs. As., Argentina.

² CIC, Comisión de Investigaciones Científicas de la Provincia de Buenos Aires, Bs. As., Argentina.

³ University of South Bohemia, Faculty of Science, Department of Zoology, Branišovská 31, 370 05, České Budějovice, Czech Republic.

⁴ UNNE. Instituto de Ictiología del Nordeste, Facultad de Ciencias Veterinarias, Sargento Cabral 2139, 3400. Corrientes, Argentina.

* Corresponding author. E-mail: aalmiron@fcnym.unlp.edu.ar

ABSTRACT: *Rineloricaria reisi*, *R. stellata*, and *R. zaina* are registered for the first time in freshwaters of Argentina. These three species were found in the Río Uruguay basin in Misiones Province. As a result of these findings, five species of *Rineloricaria* are found in the Río Uruguay basin in Argentina. A key of *Rineloricaria* species from that basin is also provided.

DOI: 10.15560/10.6.1528

The genus *Rineloricaria* includes 65 species distributed from Panama to Río de la Plata in Argentina (Vera-Alcaraz *et al.* 2012). *Rineloricaria* was diagnosed based on the following combination of characters: postorbital notch present, inferior lip with short rounded papillae, premaxilla with 7 to 15 teeth on each hemiseries; dentary teeth strong, deeply bicuspidate, and larger than those of premaxilla; coloration of dorsal region with dark-brown bars or blotches; abdomen with a conspicuous polygonal preanal plate, usually bordered by other three large trapezoidal plates (Fichberg and Chamon 2008).

The Río Uruguay basin is inhabited by the greatest species richness of the genus *Rineloricaria*. The following eleven species of this genus were registered from this basin: *R. anhuapitan* Ghazzi, 2008; *R. anitae* Ghazzi, 2008; *R. capitonia* Ghazzi, 2008; *R. isaaci* Rodriguez & Miquelarena, 2008; *R. misionera* Rodriguez & Miquelarena, 2005, *R. reisi* Ghazzi, 2008; *R. sanga* Ghazzi, 2008; *R. setepovos* Ghazzi, 2008; *R. stellata* Ghazzi, 2008; *R. tropeira* Ghazzi, 2008; and *R. zaina*, Ghazzi, 2008. Among them, only *Rineloricaria isaaci* and *R. misionera* were described from the Río Uruguay basin in Argentina.

The aim of this paper is to report the presence of *R. reisi*, *R. stellata*, and *R. zaina* from the Río Uruguay basin in Argentina (Figure 1).

Morphometric and meristic data were taken following Rodriguez and Reis (2008) and Ghazzi (2008).

Rineloricaria reisi Ghazzi, 2008 (Figure 2). Morphometric data are given in Table 1. Premaxilla and dentary teeth 7–7, all of them bilobed with the external cusp shorter. Ten (right side) or twelve (left side) thoracic plates between origin of pectoral and pelvic fin. One preanal plate anteriorly surrounded by 4 polygonal irregular plates. Posterior abdominal region with few small plates, anterior one and pectoral girdle naked. Lateral plates

30, with well developed keels formed by hypertrophied odontodes coalesced in last 10 plates. Supraoccipital and predorsal plates with shallow ridges. Posterior margin of caudal fin concave, upper unbranched ray slightly longer

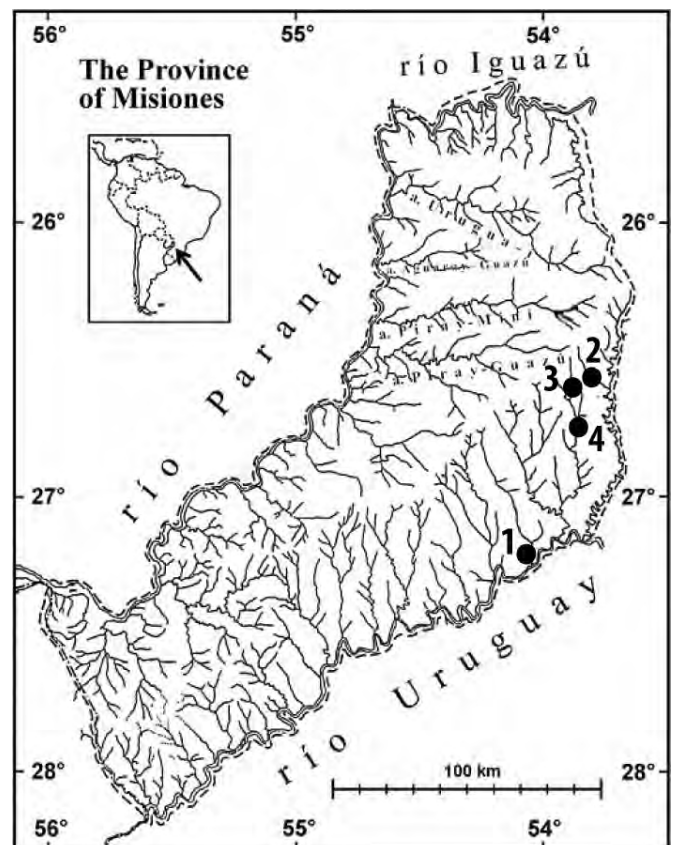


FIGURE 1. Map showing the collecting sites in río Uruguay basin, Misiones Province, Argentina. *Rineloricaria reisi*: arroyo Paraiso or Canal Muerto (1), *R. stellata*: arroyo Yabotí-Miní (2) and arroyo San Juan (3), and *R. zaina*: arroyo Yabotí-Miní (4).




FIGURE 2. *Rineloricaria reisi*. MLP10683, 127.2 mm SL, arroyo Paraiso or arroyo Canal Tuerto. a: dorsal view, b: ventral view.

than lower one, not extended as filament. *Rineloricaria reisi* was described from Brazil, Rio Grande do Sul State, Río Uruguay basin, Rio Piratini. The specimen considered herein was collected in Río Uruguay basin, Misiones Province, arroyo Paraiso or arroyo Canal Tuerto (Figures 1, 3). Material examined: MLP10683, 1 spec., 127.2 mm SL, arroyo Paraiso or arroyo Canal Tuerto, road to Saltos del Moconá (27°14'14.5" S, 54°02'38.1" W), December 2007.

Rineloricaria stellata Ghazzi, 2008 (Figure 4). Morphometric data are given in Table 1. Premaxilla and dentary teeth 7 to 8, all of them bilobed with the external cusp shorter. Dentary teeth larger than premaxillary ones. Ten thoracic plates between origin of pectoral and pelvic fin. One preanal plate anteriorly surrounded by 5 polygonal irregular plates. Abdominal region and pectoral girdle covered by plates which decreasing in size anteriorly. Lateral plates 28 or 29 with a well developed keels formed by hypertrophied odontodes, coalesced in last 11 or 12 plates. Supraoccipital and predorsal plates with very shallow ridges. Posterior margin of caudal fin slightly concave with upper unbranched ray




FIGURE 4. *Rineloricaria stellata*. MLP10681, 65 mm SL, arroyo San Juan. a: dorsal view, b: ventral view.



FIGURE 3. Arroyo Paraiso or Canal Tuerto, río Uruguay basin, Misiones Province, Argentina.

extended in a short filament. One male examined with few large odontodes on lateral sides of head and dorsal surface of pectoral fin with large odontodes curved anteriorly. *Rineloricaria stellata* was described from Brazil, Rio Grande do Sul, rio Uruguay basin rios Buricá, Ijuí, Piratina, and Ibicuí. The specimens of *Rineloricaria stellata* examined herein were collected in two streams of the Río Uruguay basin, Misiones Province, arroyo San Juan and arroyo Yabotí-Miní (Figures 1, 5). Material examined: MLP10681, 1 spec., 65 mm SL, arroyo San Juan (26°40'29.68" S, 53°56'46.77" W), February 2012. MLP 10682, 7 spec., 75.0–119.1 mm SL, arroyo Yabotí-Miní (26°36' S, 53°55' W), February 2001

TABLE 1. Morphometric data of *Rineloricaria reisi* (1 spec.), *R. zaina* (1 spec.), and *R. stellata* (3 spec.).

	<i>R. reisi</i>	<i>R. zaina</i>	<i>R. stellata</i>
Standard length (mm)	127.2	116.0	104.5–119.1
% of standard length			
Predorsal length	35.2	35.2	34.7–35.8
Postanal length	45.6	47.5	44.8–46.9
Dorsal spine length	20.7	22.8	20.1–21.1
Anal spine length	15.8	19.3	15.4–16.0
Pectoral spine length	21.0	21.5	18.8–19.1
Pelvic spine length	15.0	19.3	15.0–15.9
Upper caudal spine length	16.6	18.7	15.9–18.6
Lowercaudal spine length	15.0	16.4	13.9–15.7
Thoracic length	14.7	15.1	16.1–16.4
Abdominal length	18.2	17.0	18.2–18.7
Cleitrals width	18.5	20.0	18.5–19.8
Caudal peduncle depth	1.8	2.2	1.91–1.93
Caudal peduncle width	3.5	4.0	3.5–3.7
Body width at dorsal fin	16.8	17.5	16.7–17.4
Body depth at dorsal fin	11.1	12.2	10.9–11.0
Head length	25.2	24.9	23.8–24.6
% of head length			
Head depth	40.9	42.6	39.7–41.7
Snout length	54.7	52.9	49.8–51.0
Interorbital width	18.1	24.2	24.5–24.9
Eye diameter	18.4	15.6	14.4–15.7
Mouth width	23.7	21.4	22.1–24.5



FIGURE 5. Arroyo San Juan, río Uruguay basin, Misiones Province, Argentina

Rineloricaria zaina Ghazzi, 2008 (Figure 6). Morphometric data are given in Table 1. Premaxillary teeth 10–11. Dentary teeth 8–9; all of them longer and bilobed with the external cusp shorter. Seven thoracic plates between origin of pectoral and pelvic fin. One large preanal plate anteriorly surrounded by 4 polygonal irregular plates. Abdominal region and pectoral girdle totally covered by plates which decreasing in size anteriorly. Lateral plates 28 with shallow keels formed by hypertrophied odontodes, coalesced in last 11 plates. Supraoccipital and predorsal plates with very shallow ridges. Posterior margin of caudal fin concave, upper unbranched ray slightly longer than lower one, not extended as filament. The only specimen examined is a male that bears very large odontodes on lateral sides of head and dorsal surface of pectoral fin with large odontodes curved anteriorly. *Rineloricaria zaina* is known from Brazil, Rio Grande do Sul State, Río Uruguay basin in the confluence of Rio Canoas with Rio Pelotas to Rio Ibicuí. The specimen considered herein was collected in the Río Uruguay basin, Misiones Province, arroyo Yabotí-Mini (Figure 1). Material examined: MLP10684, 1 spec., 116.0 mm SL, Río Uruguay basin, Misiones Province, arroyo Yabotí-Mini (26°43'19.9" S, 53°50'36.2" W), February 2012.

Artificial key of the Rineloricaria species from the Río Uruguay basin in Argentina

- 1a Pectoral girdle naked2
- 1b Pectoral girdle covered totally or partially with small plates 3
- 2a Abdominal plate series in contact with lateral abdominal plates *R. misionera*
- 2b Abdominal plate series not in contact with lateral abdominal plates *R. reisi*
- 3a Short and oval area of naked skin at the snout tip not surpassing the anteriormost pore of the infraorbital ramus of the sensory canal *R. zaina*
- 3b Tip of snout with a long area naked surpassing the anteriormost pore of the infraorbital ramus of the sensory canal4
- 4a Tip of snout with a wide area naked surpassing the




FIGURE 6. *Rineloricaria zaina*. MLP10684, 116.0 mm SL, arroyo Yabotí-Mini. a: dorsal view, b: ventral view.

- anteriormost pore of the infraorbital ramus of the sensory canal*R. isaaci*
- 4b Tip of snout with a narrow area naked surpassing the anteriormost pore of the infraorbital ramus of the sensory canal..... *R. stellata*

ACKNOWLEDGMENTS: We would like to express our gratitude to B. Pianzola (UNLP) for help with some photographs. Financial support was provided by Comisión de Investigaciones Científicas y Técnicas de la Provincia de Buenos Aires (CIC), Facultad de Ciencias Naturales y Museo (UNLP), and Grant Agency of the Czech Republic (GAČR) (grant number: 14-26060P).

LITERATURE CITED

Fichberg, I. and C. C. Chamon. 2008. *Rineloricaria osvaldoi* (Siluriformes: Loricariidae): A new species of armored catfish from Rio Vermelho, Araguaia basin, Brazil. *Neotropical Ichthyology* 6(3): 347–354 (doi: 10.1590/S1679-62252008000300008).

Ghazzi, M. 2008. Nove espécies novas do gênero *Rineloricaria* (Siluriformes, Loricariidae) do rio Uruguai, do sul do Brasil. *Iheringia, Série Zoológica* 98(1): 100–122 (<http://www.scielo.br/pdf/isz/v98n1/a14v98n1>).

Rodriguez, M. S and R. E. Reis. 2008. Taxonomic review of *Rineloricaria* (Loricariidae: Loricariinae) from the Laguna dos Patos Drainage, southern Brazil, with the descriptions of two new species and the recognition of two species groups. *Copeia* 2008 (2): 333–349 (doi: 10.1643/Ci-06-218).

Vera-Alcaraz, H. S., C. S. Pavanelli, and C. Zawadzki. 2012. Taxonomic revision of the *Rineloricaria* species (Siluriformes: Loricariidae) from the Paraguay River basin. *Neotropical Ichthyology* 10(2): 285–311 (doi: 10.1590/S1679-62252012000200006).

AUTHORS' CONTRIBUTION STATEMENT: AA, JC, LP, and OR collected the specimens and AA, JC, and FRD wrote the text.

RECEIVED: July 2014
 ACCEPTED: October 2014
 PUBLISHED ONLINE: December 2014
 EDITORIAL RESPONSIBILITY: Tiago P. Carvalho