



Acta Scientiarum. Biological Sciences

ISSN: 1679-9283

eduem@uem.br

Universidade Estadual de Maringá
Brasil

dos Anjos Ramalho, Taciana Keila; Cysneiros Matos, Cláudia Helena; Laurênio de Melo, André;
Romero Ferreira de Oliveira, Carlos; Gomes Calaça Menezes, Tatiane; de Lima Silva, Juliana Kelly
Leaf domatia in montane forest and Caatinga in the semi-arid of Pernambuco State: Morphology and
ecological implications

Acta Scientiarum. Biological Sciences, vol. 36, núm. 3, julio-septiembre, 2014, pp. 327-332
Universidade Estadual de Maringá
.png, Brasil

Available in: <http://www.redalyc.org/articulo.oa?id=187131652010>

- How to cite
- Complete issue
- More information about this article
- Journal's homepage in redalyc.org

redalyc.org

Scientific Information System

Network of Scientific Journals from Latin America, the Caribbean, Spain and Portugal

Non-profit academic project, developed under the open access initiative



Leaf domatia in montane forest and Caatinga in the semi-arid of Pernambuco State: Morphology and ecological implications

Taciana Keila dos Anjos Ramalho*, Cláudia Helena Cysneiros Matos, André Laurênio de Melo, Carlos Romero Ferreira de Oliveira, Tatiane Gomes Calaça Menezes and Juliana Kelly de Lima Silva

Unidade Acadêmica de Serra Talhada, Universidade Federal Rural de Pernambuco, Fazenda Saco, s/n, Cx. postal 63, 56900-000, Serra Talhada, Pernambuco, Brazil. *Author for correspondence. E-mail: taciaankeila04@gmail.com

ABSTRACT. Leaf domatia are cavity-shaped structures of different types or tufts of hairs located at the junction between ribs on the abaxial surface of the leaf blades of various families of angiosperms, serving as protection against phytophagous organisms by harboring beneficial mites, suggesting a mutualistic relationship. There is shortage of inventories of species with such structures; thus the present study examined native woody plant in two habitats of the backwoods of Pernambuco to identify the types of leaf domatia. 86 species were observed, 43 in Caatinga area, out of which five had domatia, and 43 in the montane forest, 11 species with domatia. Four types of domatia were observed: hairtufts, pocket, pit and revolute margin. There was predominance of plant species with leaf domatia in the area Carro Quebrado in Triunfo, Pernambuco State. These results corroborate the information available in the literature in which domatia are prevalent in more humid environments, and that these structures as micro-habitats influence the maintenance of diverse organisms.

Keywords: leaf domatia, caatinga, montane forest, Pernambuco State.

Domácias foliares em brejo de altitude e Caatinga no Semiárido pernambucano: morfologia e implicações ecológicas

RESUMO. Domácias foliares são estruturas em forma de cavidades de diferentes tipos ou tufos de tricomas localizados na junção entre as nervuras, na face abaxial das lâminas foliares de diversas famílias de angiospermas, servindo de defesa contra organismos fitófagos por abrigarem ácaros benéficos, sugerindo uma relação mutualística. Há escassez de inventários de espécies apresentando essas estruturas; diante disso, o presente estudo analisou plantas lenhosas nativas em dois ambientes do sertão de Pernambuco, visando identificar os tipos de domácias foliares. Foram observadas 86 espécies, 43 em área de Caatinga em as quais cinco apresentaram domácias e 43 no brejo de altitude, 11 espécies com domácias. Foram encontrados quatro tipos de domácias: tufo de pelos, bolso, cova e orla. Na área do Carro Quebrado, Triunfo, Estado do Pernambuco, as plantas com domácias foliares foram predominantes. Estes resultados corroboram as informações disponíveis na literatura de que domácias são predominantes em ambientes mais úmidos, e que essas estruturas como micro-habitats, influenciam a manutenção de diversos organismos.

Palavras-chave: domácias foliares, caatinga, brejo de altitude, Pernambuco.

Introduction

Various plant species have cavity-shaped domatia on the leaves of different types or tuft of hairs, located at the junction between the ribs on the abaxial leaf surface (LUNDSTROEN, 1887). These structures are associated mainly with different types of beneficial predatory and fungal feeder mites (FERREIRA et al., 2011; MATOS et al., 2004; MINEIRO et al., 2008; ROMERO et al., 2011; O'DOWD; PEMBERTON, 1998; PEMBERTON; TURNER, 1989; WALTER, 1996), which suggests the mutualistic relationships between plants and such organisms, since they can contribute to reduce the density of herbivores that occur therein (AGRAWAL, 1997; AGRAWAL et al.,

2000; ENGLISH-LOEB, 2002; GROSTAL; O'DOWD, 1994; KARBAN et al., 1995; LUNDSTROEN, 1887; MATOS et al., 2006; MINEIRO et al., 2008; O'DOWD; WILSON, 1989).

Despite the mutualistic relationships between domatia and beneficial mites being quite old (LUNDSTROEN, 1887), it has long been left out, and most researchers have given these structures just a taxonomic character, not reporting the occurrence of arthropods inside. The domatia occur mainly in plants of humid environments and any physiological function for them has been mentioned (NAKAMURA et al., 1992; NORTON et al., 2000).

From the 1980s, research on the interaction between mites and leaf domatia took off and the

mutualistic relationships were again discussed, culminating in a series of studies aiming at proving it (AGRAWAL et al., 2000; ENGLISH-LOEB, 2002; GROSTAL; O'DOWD, 1994; KARBAN et al., 1995; MATOS et al., 2004, 2006; O'DOWD; WILSON, 1989; PEMBERTON; TURNER, 1989; SCHICHA; O'DOWD, 1993; WALTER; O'DOWD, 1997). However, these studies have not emphasized the characterization of these structures and there is little information available in the literature on plants that have domatia on their leaves.

This study conducted a survey of leaf domatia-bearing plants in two environments representing distinct vegetation formations in the Brazilian semiarid region (Caatinga and montane forest) and the types of domatia present in these plants, so as to provide a basis for ecology studies and interaction of these structures with small arthropods.

Material and methods

The study was conducted in two distinct environments, located in the semiarid region of Pernambuco State:

a) Mata da Pimenteira (Caatinga area) - located in the Parque Estadual Mata da Pimenteira (7°53'49"S 38°18'14"W), municipality of Serra Talhada, Pernambuco State, Brazil. The altitude in the county ranges around 500-800 m (FERRAZ et al., 1998) and the annual rainfall between 600 and 700 mm; the average temperature is 26°C (EMBRAPA, 2000) with hot semiarid climate. The vegetation is classified as deciduous forest, subjected to two well-defined seasons, drought, when most individuals lose their leaves, is prevalent (VELOSO et al., 1991). The area has a well preserved tree layer, rarely seen in the Caatinga, with individuals up to 18 m high being recorded (personal communication, Melo, A.).

b) Mata do Carro Quebrado (montane forest area) - part of the district of Carro Quebrado (07°53'24.4"S 38°06'10.4"W), municipality of Triunfo, Pernambuco State, Brazil.

It is located at 620 m altitude. The climate is hot and humid in Triunfo, rainfall around 1,222 mm and 25°C average temperature (CPRM, 2005). This municipality is located in the city of Carro Quebrado about 20 km from a shopping center, where there is a well-preserved hillside vegetation consisting of tall trees, sometimes exceeding 25 meters in height (personal communication, Melo, A.).

Species Selection: phytosociological surveys previously performed in the study areas were used in this stage, considering species in which at least one individual met the diameter inclusion criteria at soil level greater than or equal to 3 cm and height greater than or equal to 1 m in plots of 10 x 10 m,

totaling 0.5 ha in the Mata do Carro Quebrado (unpublished data) and 10 x 20 m totaling 0.8 ha in the Mata da Pimenteira (Farias, unpublished data).

The frequency of species occurrence in the two areas was verified based on the following criteria: 10 or more individuals - common species; two to nine individuals - occasional species and, one individual - rare species in the study area.

Under stereomicroscope, each plant sample was evaluated for the presence/absence of leaf domatia, types of domatia found and location of these structures on leaves. The domatia classification was based on Barros (1961) and O'Dowd and Wilson (1989). The following types were found: (1) hairtufts; (2) pockets; (3) pits; (4) revolute margin.

Results and discussion

In each of the areas 43 species (Table 1) belonging to 33 families and 62 genera were recorded. Out of the 84 specimens examined, only 13 showed leaf domatia (Table 1) (Figures 1, 2 and 3); five recorded in the Mata da Pimenteira (corresponding to 5.81% of the total number of specimens from the area) and 11 in Mata do Carro Quebrado (corresponding to 22.05% of the total number of specimens from the area); *Guettarda angelica* Mart. ex. Müll. Arg. and *Parapiptadenia zehntneri* (Harms) M. P. Lima and H. C. Lima were present in both areas.

The domatia varied in type and position on the leaf. Four types of domatia were observed: hairtufts, pocket, pit and revolute margin. The type tufts of hairs predominated, occurring in seven species; the types pocket, fringe and pit appeared in four, two and one species respectively.

The greatest number of species with domatia in the Mata do Carro Quebrado (11 species) compared to Mata Pimenteira (5 species) is a significant result because the first area is a comparatively wetter environment than Mata da Pimenteira, which corroborates the information available in the literature, emphasizing that domatia are found mainly in plants of humid sites (NAKAMURA et al., 1992; NORTON et al., 2000). Only two species occur in both environments (*Guettarda angelica* and *Parapiptadenia zehntneri*).

Parapiptadenia zehntneri from Mata do Carro Quebrado showed conspicuously larger volume of hairs (trichomes) than that from Mata da Pimenteira, which can be easily observed in Figures 2 (A) and 3 (A). This fact is relevant to interaction studies, once according to Matos et al. (2011), variations in the density of trichomes can be decisive for the occurrence of phytophagous and predatory mites on plants.

The four types of domatia found in the two study areas exhibit diverse habitats and may be attractive to different organisms. O'Connell et al. (2010) showed that the domatia, as micro-habitats, influence the population dynamics of mites mediating the existing trophic relationships. These authors also consider that native woody species support larger amounts of mites than other types of plants; an issue to be addressed in future research. It is important to note that there are no reports in the

literature on the existence of leaf domatia on the species described herein. And it is known that the knowledge of morphological characters of plants is an important factor for successful interaction studies (PRICE, 1997; MATOS et al., 2011).

Thus, studies aimed at characterizing the morphology and distribution of these leaf structures should be encouraged, since little is known about their occurrence, especially in the Brazilian semiarid native species.

Table 1. Characterization of native species from two areas with different vegetation types in the semiarid region of Pernambuco, for the presence, type and location of leaf domatia. Area I. Caatinga, location of Pimenteira, Serra Talhada; Area II. Montane forest, location Carro Quebrado, Triunfo. BR - between ribs; LB - leaflet base, C - common species in the study area; O - occasional species in the study area.

Family/Species	Presence/ Absence	Domatia type	Location in the leaf	Area I	Area II	Voucher
ANACARDIACEAE						
<i>Myracrodruon urundeuva</i> Allemão	No	-	-	X	-	Menezes 312
<i>Schinopsis brasiliensis</i> Engl.	No	-	-	X	-	Menezes 107
<i>Spondias tuberosa</i> Arruda	No	-	-	X	-	Menezes 98
ANNONACEAE						
<i>Rollinia leptopetala</i> R. E. Fr.	No	-	-	X	-	Menezes 03
APOCYNACEAE						
<i>Aspidosperma cuspa</i> S. F. Blake ex Pittier	No	-	-	X	X	Menezes 316/ Lima-Silva 71
<i>A. pyriforme</i> Mart.	No	-	-	X	X	Menezes 110/ Lima-Silva 72
ARALIACEAE						
<i>Aralia warmingiana</i> (Marchal) J. Wen	No	-	-	-	X	Lima-Silva 45
BORAGINACEAE						
<i>Cordia trichotoma</i> (Vell.) Steud.	No	-	-	-	X	Lima-Silva 35
<i>Varronia leucocephala</i> (Moric.) J. S. Mill.	No	-	-	X	-	Farias 01
BURSERACEAE						
<i>Commiphora leptophloeos</i> (Mart.) J. B. Gillet	No	-	-	X	-	Menezes 26
CAPPARACEAE						
<i>Cynophalla flexuosa</i> (L.) J. Presl.	No	-	-	X	X	Menezes 65/ Lima-Silva 77
CARICACEAE						
<i>Jacaratia corumbensis</i> Kuntze	No	-	-	X	-	Menezes 108
CELASTRACEAE						
<i>Maytenus obtusifolia</i> Mart.	No	-	-	-	X	Lima-Silva 66
CHRYSOBALANACEAE						
<i>Licania</i> sp.	No	-	-	-	X	Lima-Silva 89
COMBRETACEAE						
<i>Combretum pisonioides</i> Taub.	Yes	Pocket	BR	C	-	Menezes 112
EBENACEAE						
<i>Diospyrus</i> sp.	No	-	-	-	X	Lima-Silva 78
ERYTHROXALACEAE						
<i>Erythroxylum caatingae</i> Plowman	No	-	-	X	-	Menezes 161
<i>Erythroxylum citrifolium</i> A. St.-Hil.	No	-	-	-	X	Lima-Silva 21
<i>Erythroxylum subrotundum</i> A. St.-Hil.	No	-	-	-	X	Lima-Silva 13
EUPHORBIACEAE						
<i>Acalypha multicanlis</i> Müll. Arg.	No	-	-	-	X	Lima-Silva 46
<i>Croton</i> sp.	No	-	-	-	X	Lima-Silva 39
<i>Croton blanchetianus</i> Baill.	No	-	-	X	-	Farias 03
<i>C. thamniifoliosus</i> Pax. & K. Hoffm.	No	-	-	X	-	Menezes 99
<i>Ditaxis desertorum</i> Pax. & K. Hoffm.	No	-	-	X	-	Menezes 59
<i>Jatropha mollissima</i> (Pohl.) Baill.	No	-	-	X	X	Menezes 91/ Lima-Silva 87
<i>Manihot epruinosa</i> Pax & K. Hoffm.	No	-	-	X	-	Menezes 02
<i>Sapium glandulosum</i> (L.) Morong	No	-	-	X	X	Menezes 09/ Lima-Silva 63
<i>Sebastiania macrocarpa</i> Mull. Arg.	No	-	-	X	-	Menezes 113
FABACEAE						
<i>Amburana cearensis</i> (Allemão) A. C. Sm.	No	-	-	X	-	Menezes 87
<i>Anadenanthera colubrina</i> (Vell.) Brenan	No	-	-	X	X	Menezes 311/ Lima-Silva 73
<i>Bauhinia cheilantha</i> (Bong) D. Dietr.	No	-	-	X	-	Menezes 11
<i>Chloroleucon</i> sp.	Yes	Revolvate margin	LB	-	C	Lima-Silva 76
<i>Chloroleucon mangense</i> Britton & Rose	Yes	Hairtufts	LB	O	-	Menezes 162
<i>Hymenaea</i> sp.	No	-	-	-	X	Lima-Silva 80
<i>Libidibia ferrea</i> (Mart. ex. Tul.) L. P. Queiroz	No	-	-	X	-	Menezes 157
<i>Lutzelburgia auriculata</i> (Allemão) Ducke	No	-	-	X	-	Menezes 330
<i>Mimosa ophthalmocentra</i> Mart. ex. Benth	No	-	-	X	-	Menezes 147
<i>M. tenuiflora</i> (Willd.) Poir.	No	-	-	X	-	Menezes 331
<i>Myrocarpus</i> sp.	No	-	-	-	X	Lima-Silva 90
<i>Ormosia</i> sp.	No	-	-	-	X	Lima-Silva 49
<i>Parapiptadenia zehntneri</i> (Harms) M. P. Lima & H. C. Lima	Yes	Hairtufts	LB	C	C	Menezes 68/ Lima-Silva 43
<i>Piptadenia stipulacea</i> (Benth.) Ducke	No	-	-	X	-	Menezes 77

Continue...

...continuation

Family/Species	Presence/ Absence	Domatia type	Location in Area I Area II			Voucher
			the leaf			
<i>Poincianella pyramidalis</i> (Tul.) L. P. Queiroz	No	-	-	X	-	Menezes 111
<i>Senegalia glomerosa</i> (Benth.) Britton & Rose	Yes	Hairtufts	LB	-	O	Lima-Silva 97
<i>Senna macranthera</i> (Collad.) H. S. Irwin & Barneby	No	-	-	X	-	Menezes 85
<i>S. spectabilis</i> (DC.) H. S. Irwin & Barneby	No	-	-	X	-	Menezes 64
Fabaceae Mimosoideae indeterminate	Yes	Revolute margin with hairs	LB	-	O	Lima-Silva 34
MALPHIGIACEAE						
<i>Ptilochaeta bahiensis</i> Turcz.	No	-	-	X	X	Menezes 334/ Lima-Silva 93
MALVACEAE						
<i>Ceiba glaziovii</i> (Kuntze) K. Schum.	No	-	-	X	-	Menezes 310
<i>Helicteres macropetala</i> A. Juss.	No	-	-	-	X	Lima-Silva 14
<i>Helicteres mollis</i> K. Schum.	No	-	-	X	-	Menezes 10
MELIACEAE						
<i>Trichilia emarginata</i> (Turcz.) C. DC.	No	-	-	-	X	Lima-Silva 42
MORACEAE						
<i>Brosimum</i> sp.	Yes	Pocket	BR	-	C	Lima-Silva 37
MYRTACEAE						
<i>Campomanesia</i> sp.	Yes	Pocket	BR	-	C	Lima-Silva 74
<i>Eugenia puniceifolia</i> DC.	No	-	-	-	X	Lima-Silva 38
NYCTAGINACEAE						
<i>Guapira laxa</i> (Netto) Furlan	No	-	-	X	X	Menezes 337/ Lima-Silva 81
PHYLLANTHACEAE						
<i>Savia sessiliflora</i> Willd.	No	-	-	-	X	Lima-Silva 25
POLYGONACEAE						
<i>Ruprechtia laxiflora</i> Meisn.	No	-	-	-	X	Lima-Silva 40
RHAMNACEAE						
<i>Rhamnidium molle</i> Reiss.	No	-	-	-	X	Lima-Silva 94
<i>Ziziphus joazeiro</i> Mart.	No	-	-	X	-	Menezes 341
RUBIACEAE						
<i>Coutarea hexandra</i> K. Schum.	Yes	Hairtufts	BR	-	C	Lima-Silva 75
<i>Guettarda angelica</i> Mart. ex. Müll. Arg.	Yes	Pocket	BR	C	O	Menezes 93/ Lima-Silva 82
<i>Randia armata</i> (Sw.) DC.	No	-	-	-	X	Lima-Silva 95
Rubiaceae indeterminate	Yes	Pocket	BR	-	O	Lima-Silva 96
RUTACEAE						
<i>Balfourodendron molle</i> (Miq.) Pirani	Yes	Pit	BR	-	O	Lima-Silva 61
SALICACEAE						
<i>Casearia luetzelburgii</i> Sleumer	No	-	-	-	X	Lima-Silva 33
<i>Prockia cruxis</i> L.	No	-	-	X	-	Menezes 08
SAPINDACEAE						
<i>Allophylus quercifolius</i> Radlk.	Yes	Hairtufts	LB	C	-	Menezes 109
Sapindaceae indeterminate	No	-	-	-	X	Lima-Silva 60
SAPOTACEAE						
<i>Syderoxylum obtusifolium</i> (Roem. & Schult.) T. D. Penn.	No	-	-	-	X	Lima-Silva 98
SCHOEPFIACEAE						
<i>Schoepfia obliquifolia</i> Turcz.	No	-	-	-	X	Lima-Silva 99
SOLANACEAE						
<i>Solanum</i> sp.	No	-	-	X	-	Farias 10
ULMANACEAE						
<i>Phyllostylon brasiliensis</i> Capan. ex Beth. & Hook.	No	-	-	-	X	Lima-Silva 92
VERBENACEAE						
<i>Lantana camara</i> L.	No	-	-	X	-	Menezes 76
<i>Vitex</i> sp.	Yes	Hairtufts	BR	-	O	Lima-Silva 65




Figure 1. Abaxial surface of the leaves of (A) *Allophylus quercifolius* with domatia tuft of hair, area I, (B) *Balfourodendron molle* pit type domatia, area II (C) *Brosimum* sp. pocket-type domatia, area II (D) *Campomanesia* sp., edge-type domatia, area II (E) *Chloroleucon manguense* domatia tufts of hairs type, area I, (F) *Chloroleucon* sp. with domatia on the revolute margin at base of leaf, area II.

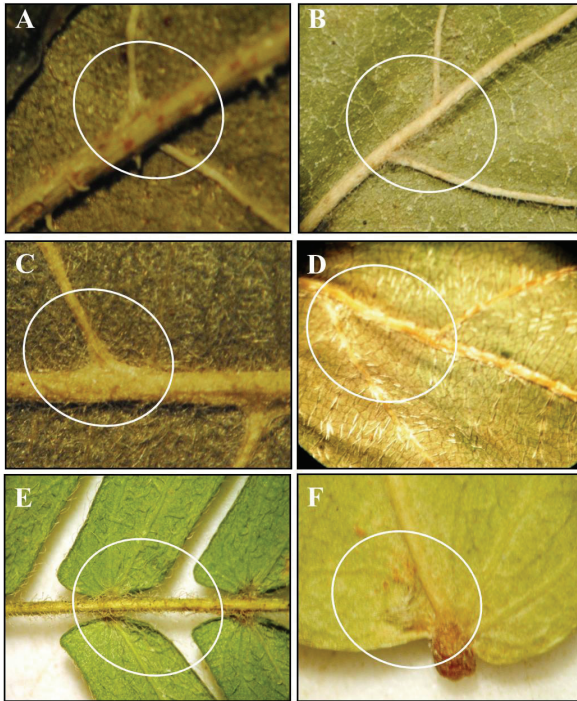


Figure 2. Abaxial surface of the leaves of (A) *Combretum pisonioides* with pocket-type domatia, area I, (B) *Coutarea hexandra* domatia like tufts of hairs, area II (C) *Guettarda angelica* pocket-type domatia area I, (D) *Guettarda angelica* pocket-type domatia, area II (E) indeterminate Mimosoideae with domatia on the edge, area II (F) *Parapiptadenia zehntneri* tufts of hairs type domatia, area I.

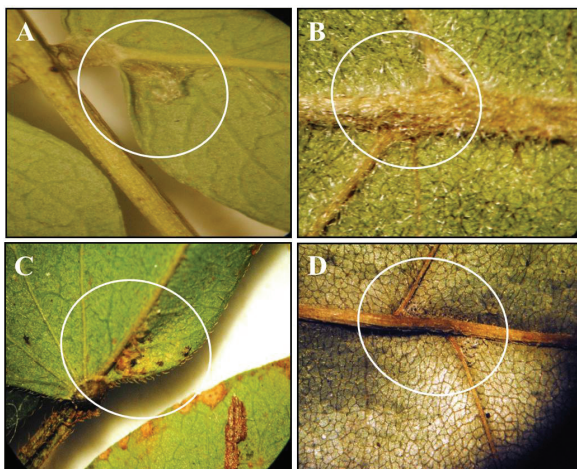


Figure 3. Abaxial surface of the leaves of (A) *Parapiptadenia zehntneri* with tufts of hairs type domatia, area II (B) indeterminate Rubiaceae, pocket type domatia, area II (C) *Senegalia glomerosa* tufts of hairs type domatia, area II; (D) *Vitex* sp., tufts of hairs type domatia, area II.

Conclusion

The greater predominance of plant species with leaf domatia in the area Carro Quebrado in Triunfo, Pernambuco State, (most types pocket and hairtufts) compared to the area of Mata da Pimenteira in Serra Talhada, Pernambuco State, (most types hairtufts)

can be explained by the fact that it is more humid which, according to the data available in the literature represents an environment of higher occurrence of plants with these characteristics.

Acknowledgements

The National Council for Scientific and Technological Development (CNPq) for the financial support and UFRPE / UAST for the availability of infrastructure for developing this research.

References

- AGRAWAL, A. A. Do leaf domatia mediate a plant-mite mutualism? An experimental test of the effects on predators and herbivores. **Ecological Entomology**, v. 22, n. 4, p. 371-376, 1997.
- AGRAWAL, A. A.; KARBAN, R.; COLFER, R. How leaf domatia and induced plant resistance affect herbivores, natural enemies and plant performance. **Oikos**, v. 89, n. 1, p. 70-80, 2000.
- BARROS, M. A. A. Domácias em Angiospermas: variações na forma e na localização. **Anais da Escola Superior de Agricultura "Luiz de Queiroz"**, v. 18, p. 131-146, 1961.
- CPRM-Companhia de Pesquisas e Recursos Minerais. Serviço Geológico do Brasil. Projeto cadastro de fontes de abastecimento por água subterrânea. In: MASCARENHAS, J. C.; BELTRÃO, B. A.; SOUZA JUNIOR, L. C.; GALVÃO, M. J. T. G.; PEREIRA, S. N.; MIRANDA, J. L. F. (Org.). **Diagnóstico do município de Triunfo, Estado de Pernambuco**. Recife: CPRM/Prodeem, 2005. 11 p.
- EMBRAPA-Empresa Brasileira de Pesquisa Agropecuária. **Levantamento de reconhecimento de baixa e média intensidade dos solos do Estado de Pernambuco**. Rio de Janeiro: Embrapa Solos, 2000.
- ENGLISH-LOEB, G. M. Behavioral and population consequences of acarodomatia in grapes on phytoseiid mites (Mesostigmata) and implications for plant breeding. **Entomologia Experimentalis et Applicata**, v. 104, n. 2-3, p. 307-319, 2002.
- FERRAZ, E. M. N.; RODAL, M. J. N.; SAMPAIO, E. V. S. B.; PEREIRA, R. C. A. Composição florística em trechos de vegetação de caatinga e brejo de altitude na região do Vale do Pajeú, Pernambuco. **Revista Brasileira de Botânica**, v. 21, n. 1, p. 7-15, 1998.
- FERREIRA, J. A. M.; CUNHA, D. S.; PALLINI, A.; SABELIS, M. W.; JASSEN, A. Leaf domatia reduce intraguild predation among predatory mites. **Ecological Entomology**, v. 36, n. 4, p. 435-441, 2011.
- GROSTAL, P.; O'DOWD, D. J. Plants, mites and mutualism: leaf domatia and the abundance and reproduction of mites on *Viburnum tinus* (Caprifoliaceae). **Oecologia**, v. 97, n. 3, p. 308-315, 1994.
- KARBAN, R.; ENGLISH-LOEB, G.; WALKER, M. A.; THALER, J. Abundance of phytoseiid mites on *Vitis*

- species: effects of leaf hairs, domatia, prey abundance and plant phylogeny. **Experimentalis Applicata Acarology**, v. 19, n. 4, p. 189-197, 1995.
- LUNDSTROEN, A. N. Pflanzenbiologische studien II. Die Anpassungen der Pflanzen an Thiere. Domatienführende Pflanzen. In: MARIANI, M. J. (Ed.). **Les Caféiers**. Paris: L' Université, 1887. p. 1-88.
- MATOS, C. H. C.; PALLINI, A.; CHAVES, F. F.; GALBIATI, C. Domácias do cafeeiro beneficiam o ácaro predador *Iphiseiodes zuluagai* Denmark and Muma (Acarí: Phytoseiidae)? **Neotropical Entomology**, v. 33, n. 1, p. 57-63, 2004.
- MATOS, C. H. C.; PALLINI, A.; BELLINI, L. L.; FREITAS, R. C. P. Domácias e seu papel na defesa das plantas. **Ciência Rural**, v. 36, n. 3, p. 1021-1026, 2006.
- MATOS, C. H. C.; PALLINI, A.; VEZON, M.; REZENDE, D. D. M.; FREITAS, R. C. P. Caracterização morfológica e classificação da superfície foliar de pimentas quanto à presença de tricomas e domácias. **Horticultura Brasileira**, v. 29, n. 2, p. 181-186, 2011.
- MINEIRO, J. L. C.; SATO, M. E.; RAGA, A.; SOUZA FILHO, M. F.; SPONGOSKI, S. Incidência de ácaros em cafeeiro cv Catuaí Amarelo. **Bragantia**, v. 67, n. 1, p. 197-201, 2008.
- NAKAMURA, T.; TANIGUCHI, T.; MAEDA, E. Leaf anatomy of *Coffea arabica* L. with reference to domatia. **Japanese Journal of Crop Science**, v. 61, n. 2, p. 642-650, 1992.
- NORTON, A. P.; ENGLISH-LOEB, G.; GADOURY, D. M.; SEEM, R. C. Mycophagous mite and foliar pathogens: leaf domatia mediate tritrophic interactions in grapes. **Ecology**, v. 81, n. 2, p. 490-499, 2000.
- O'CONNELL, D. M.; LEE, W. G.; MONKS, A.; DICHINSON, K. J. M. Does microhabitat structure affect foliar mite assemblages? **Ecological Entomology**, v. 35, n. 3, p. 317-328, 2010.
- O'DOWD, D. J.; PEMBERTON, R. W. Leaf domatia and foliar mite abundance in broadleaf deciduous forest of North Asia. **American Journal of Botany**, v. 85, n. 1, p. 70-78, 1998.
- O'DOWD, D. J.; WILSON, M. F. Leaf domatia and mites on Australasian plants: ecological and evolutionary implications. **Biological Journal of the Linnean Society**, v. 37, n. 1, p. 191-236, 1989.
- PEMBERTON, R. W.; TURNER, C. E. Occurrence of predatory and fungivorous mites in leaf domatia. **American Journal of Botany**, v. 76, n. 1, p. 105-112, 1989.
- PRICE, P. W. **Insect ecology: mutualistic associations**. 3rd ed. New York: Wiley, 1997.
- ROMERO, G. Q.; DAUD, R. D.; SALOMÃO, A. T.; MARTINS, L. F.; FERES, R. J. F.; WOODRUFF, W. B. Mites and leaf domatia: no evidence of mutualism in *Coffea arabica* plants. **Biota Neotropica**, v. 1, n. 1, p. 1-8, 2011.
- SCHICHA, E.; O'DOWD, J. D. New Australian species of Phytoseiidae (Acarina) from leaf domatia. **Australian Journal of Entomology**, v. 32, n. 4, p. 297-305, 1993.
- VELOSO, P. H.; RANGEL FILHO, A. L. R.; LIMA, J. C. A. **Classificação da vegetação brasileira, adaptada a um sistema universal**. Rio de Janeiro: IBGE, 1991.
- WALTER, D. E. Living on leaves: mites, tomenta, and leaf domatia. **Annual Review of Entomology**, v. 41, p. 101-114, 1996.
- WALTER, D. E.; O'DOWD, D. J. Leaf morphology and predators: effect of domatia on the abundance of predatory mites (Acarí: Phytoseiidae). **Environmental Entomology**, v. 21, n. 3, p. 478-484, 1997.

Received on March 27, 2013.

Accepted on April 22, 2014.

License information: This is an open-access article distributed under the terms of the Creative Commons Attribution License, which permits unrestricted use, distribution, and reproduction in any medium, provided the original work is properly cited.