

TRENDS

IN NORTHWEST GIVING • 2019



JUST OVER TWO YEARS AGO,

I joined Philanthropy Northwest as CEO. While rapid changes are afoot in our world and region, I'm inspired by the innovation, advocacy and connections to landscape and community that continues to define our special part of the country. Much of our sector's growth, as well as the deep roots that strengthen our communities, is reflected throughout this *Trends in Northwest Giving* report.

Trends in Northwest Giving began as a project of Philanthropy Northwest in 2006 and has been published every two years as an aggregation and analysis of grantmaking trends that shape our region – Alaska, Idaho, Montana, Oregon, Washington and Wyoming. This report focuses on the most recent data available, through fiscal year 2016.¹ Given the political and social changes in our nation since then, my hunch is that future Trends reports may look very different.

We recognize that these data have many limitations. A few to note include a time lag in the collection of the data and publication; reliance on self-reported information by thousands of different organizations all with their own systems of classifying giving; the burden of reporting that creates an imbalance in reporting especially by smaller organizations; a focus on giving trends that necessitates emphasis on large grants over small; and a focus on recent trends versus long term trends. Despite these limitations, this report still provides an important high-level representation of broad trends in philanthropic giving in our six-state region.

Data alone doesn't capture the human impact of philanthropy. That's why this year, we've added regional spotlights to help capture the changemakers behind the grants. I hope these stories will inspire funders across the nation to collaborate with and invest in vibrant, diverse communities in our region and beyond. More than ever, our democracy needs those with power and resources to make brave decisions, to share their experiences with one another and to work together for the common good.

HIGHLIGHTS FROM TRENDS IN NORTHWEST GIVING

- **Overall giving in our region grew substantially.** Grantmaking to the Northwest increased by 19% from 2014 to 2016 among the same funders.
- **Education and health remain major priorities.** As in our last report and in keeping with current national trends, the largest portion of grant dollars awarded in the Northwest funded education (31%) and health (29%) efforts.
- **Family foundations are leading the way.** Forty-two percent of our region's funding in 2016 came from family foundations. Of the \$1.3 billion contributed by family foundations in the Northwest, the Bill & Melinda Gates Foundation awarded \$648 million.
- **The Northwest benefits significantly from national corporate funders.** Eight percent of our region's grantmaking came from corporate funders, with Boeing and Microsoft once again leading the way as Fortune 100 corporations in our region.

- **Small grants can make a huge impact.** Similar to our earlier reports, the median size of Northwest grants in 2016 was \$5,000, and 95% of the region's grants were less than \$100,000.
- **Native organizations receive more funds in the Northwest than nationally.** While a majority of grants across the nation support populations facing economic hardships, only a narrow slice of these grant dollars slated for specific groups is allocated specifically for people of color. In 2016, a higher percentage of grant dollars classified for specific population groups were allocated for American Indian communities (1.5%) in the Northwest compared to the 0.8% nationally.² (Again, this information is based on self-reported data from thousands of philanthropic³ organizations, all of which may classify their giving to populations using different criteria.) Despite this regional increase in funding to Native communities, overall giving to Indigenous populations is still inequitable compared to giving to other population groups.
- **Program development receives the largest share of funding.** Mirroring national trends, U.S. foundations and corporate funders awarded the greatest portion of grant dollars in 2016 to program development, including technical assistance, place-based programs and capacity building.

The future of philanthropy in the Northwest is bright. By understanding where we've come from; acknowledging and addressing inequity in our giving and our communities, and learning and doing through regional collaboration, we can make even more positive changes in the communities that are counting on us.

Special thanks to Foundation Center, which joined forces with GuideStar in early 2019 to create the nonprofit Candid. Candid collected and analyzed this vast pool of data so that we can put it to use in the Northwest. We appreciate all the organizations that reported their grants to help shape an understanding of giving in our region.

I'd love to hear your thoughts on these trends. We at Philanthropy Northwest invite you to connect with us and share your views from the field about important giving trends you're seeing firsthand. Visit philanthropyNW.org/trends19 for more information or get in touch with our team at news@philanthropyNW.org. We hope this report sparks conversations about funding patterns in the region, especially the trends that you notice developing locally or by funding priorities.

Best,



Kiran Ahuja

CEO, Philanthropy Northwest



KEY FINDINGS

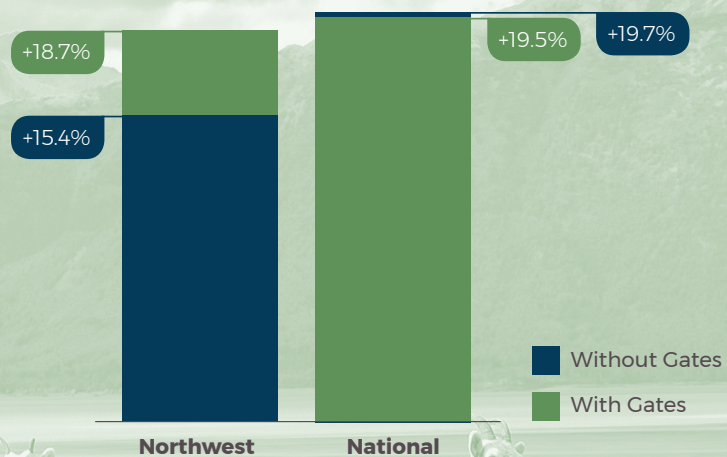
Charitable foundations and corporations contribute to the strength and character of the Northwest by providing critical support across a range of issue areas and helping our communities thrive. This report examines philanthropic giving to our six-state region which includes Alaska, Idaho, Montana, Oregon, Washington and Wyoming from a sample of 7,445 U.S. corporate, private, family, and other grantmaking organizations that contributed nearly \$3 billion through approximately 73,800 grants in 2016.¹

1. Grantmaking to the Northwest has increased by 19%.

Total dollars to the Northwest increased from \$1.6 billion in 2014 to \$1.9 billion in 2016 among the same funders. A couple of large grants made in 2016 included:

- **Wyoming Community Foundation** gave \$3,050,000 to the Plank Stewardship Initiative for community and economic development. The Plank Stewardship Initiative provides support for people to enhance hands-on natural resource stewardship.
- **The Legal Foundation of Washington** gave \$2,292,544 to the Northwest Justice Project to fund legal services for low-income community members.

CHANGE IN NORTHWEST VS. NATIONAL FUNDING, 2014 TO 2016 (WITH AND WITHOUT GATES)

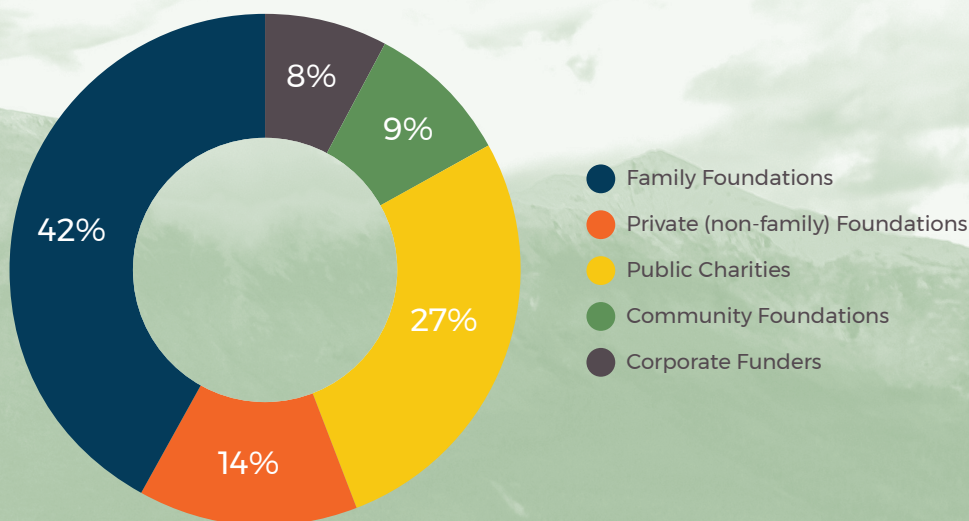


6 STATES. 7,445 FUNDERS. \$3 BILLION.

2. Family Foundations contributed the majority of funds to the Northwest. Of the nearly \$3 billion in grant dollars that was awarded to our region, 42% or \$1.2 billion of those dollars came from family foundations. The Bill & Melinda Gates Foundation (WA) – the largest family foundation – awarded \$648 million in the Northwest in 2016.⁴ A few other examples include:

- **Rasmuson Foundation (AK)** gave \$505,000 to Alaska Humanities Forum for development of a documentary film series on notable Alaskans.
- **Lemelson Foundation (OR)** gave \$72,129 to Oregon State University Foundation to develop and pilot Mobile Invention Camps for students in rural Oregon.
- **O. P. and W. E. Edwards Foundation (MT)** gave \$65,000 to the Boys and Girls Club of the Northern Cheyenne Nation for youth services.
- **Oro Y Plata Foundation (MT)** gave \$40,000 to YWCA in Billings, Montana for operating support.

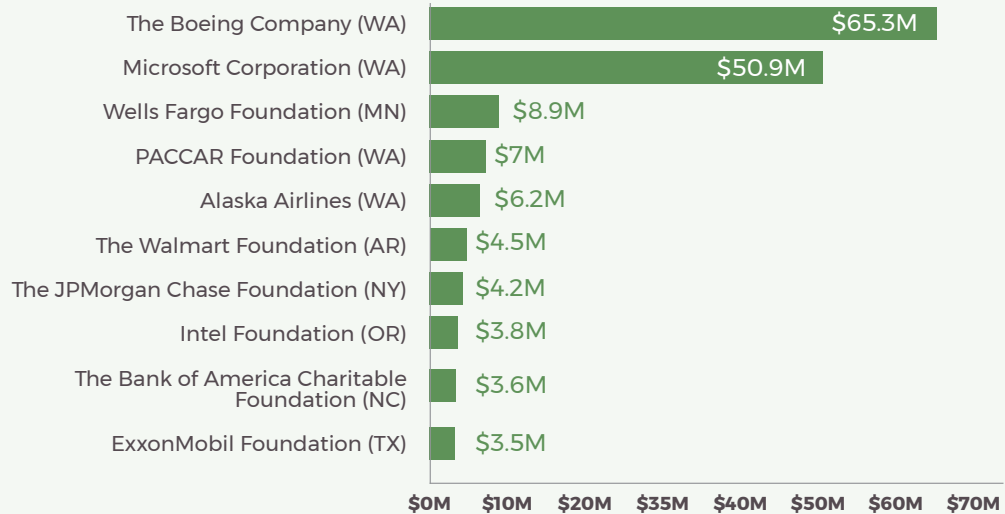
GRANTMAKING BY FUNDER TYPE, 2016*



3. Major national funders with local ties strengthen corporate support in the Northwest.

Corporate philanthropy, including direct corporate giving⁵ and company-sponsored foundations, accounted for 8% of giving to our region, totaling \$240 million in 2016. Consistent with previous *Trends in Northwest Giving*, the largest contributions to our region came from Boeing and Microsoft, both Fortune 100 companies employing more than 120,000 people in Washington alone.

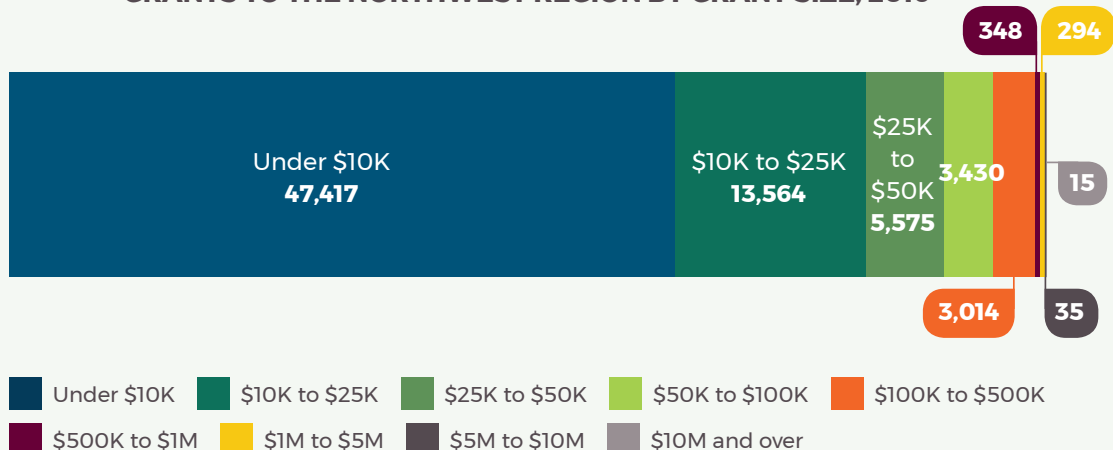
TOP 10 CORPORATE FUNDERS TO THE NORTHWEST, 2016



4.

Grants less than \$10,000 are the norm. Consistent with previous *Trends in Northwest Giving*, the median size of grants to the Northwest in 2016 was \$5,000. Out of the pool of 73,813 grants analyzed for this report, 95% were for \$100,000 or less and 64% were for \$10,000 or less. These accounted for one-fourth of total grant dollars to our region. Half of the philanthropic dollars that flowed into the Northwest came from 344 grants of \$1 million or more.

GRANTS TO THE NORTHWEST REGION BY GRANT SIZE, 2016



5. Education and health remain top priorities.

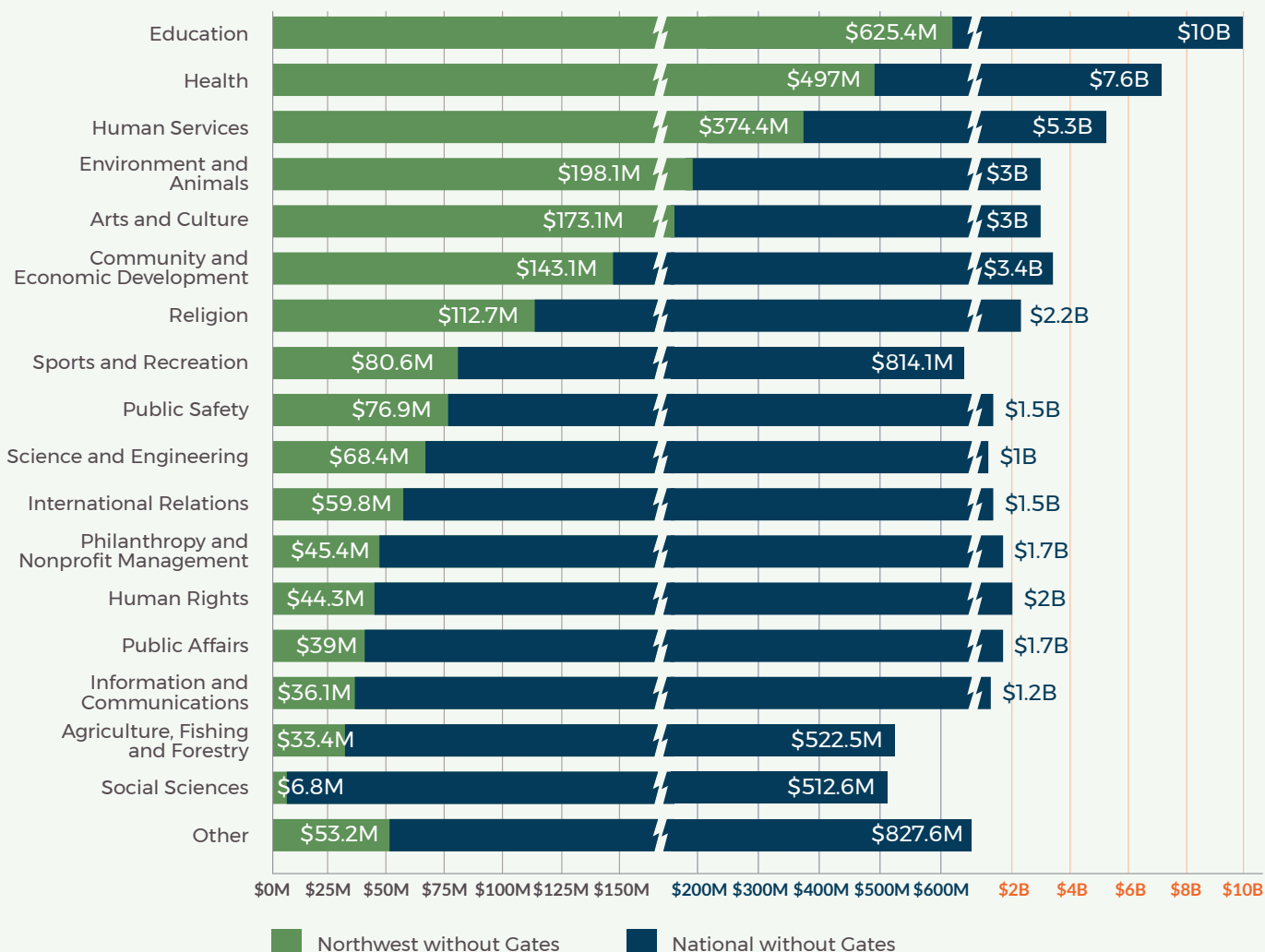
Mirroring national philanthropic trends, education (31%) and health (29%)⁶ comprised more than half of grant dollars awarded to the Northwest.

- The Ben B. Cheney Foundation (WA) gave \$250,00 to the Mary Bridge Children's Foundation (part of the MultiCare nonprofit health care system) for the Building Dreams Together Campaign.

Even when excluding the Bill & Melinda Gates Foundation, education still accounted for the largest portion of grant dollars to the Northwest (28%), followed by health (23%). Higher education, including philanthropic gifts to universities, accounted for more than 50% of grant dollars awarded for education. Just over 20% of dollars focused on K-12 funding, led by strong support from place-based family foundations.

- Ford Family Foundation (OR) gave \$361,000 for Oregon Community College Student Success Center.

GIVING TO THE NORTHWEST VERSUS NATIONAL BY ISSUE AREA (WITHOUT GATES), 2016*



*Grants may benefit multiple issues areas and may therefore be counted more than once.

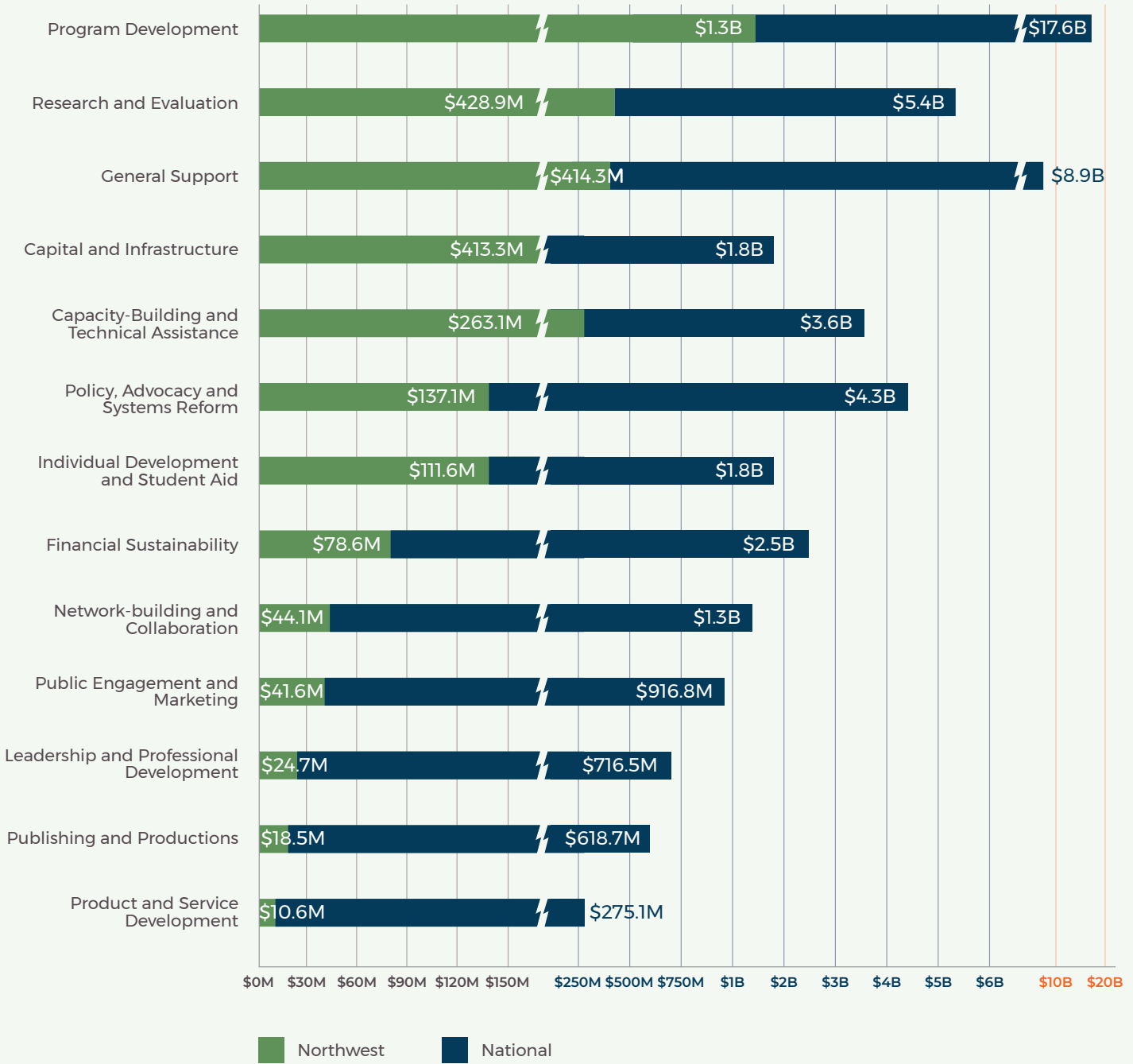
6. Program development receives the largest share of support.

Similar to national trends, Northwest foundations and corporate funders allocated the greatest portion of grant dollars to activities described as program development (46%) followed by funding for research and evaluation (15%).⁷

Major grants toward program development and research and evaluation came from both place-based and national funders, including an \$8.8 million grant from New York-based Doris Duke Charitable Foundation and Seattle-based Health Alliance International to support Spreading IDEAs: The Integrated District Evidence to Action program to Improve Maternal, Newborn and Child Health. Other examples of program development awards included:

- **First Interstate BancSystem Foundation (MT)** provided \$25,000 to Eagle Mount in Bozeman, Montana for therapeutic recreational activities, adaptive sports and physical therapy programs for people with disabilities and young people with cancer. Eagle Mount's motto is "Everybody has challenges. We have adventures."
- **Mat-Su Health Foundation (AK)** gave \$115,000 to Frontline Mission, a human services organization in Wasilla, Alaska to support strategic, high-level leadership development programs and structures.
- **Montana Community Foundation** gave \$12,000 to Montana Women Vote for voter education and registration programs to support civic participation for women overcoming economic challenges.
- **Pride Foundation (WA)** provided \$10,000 to the PFLAG chapter of Bend/Central Oregon to implement the Safe Space Youth Program in Wallowa County in rural northeast Oregon. The Safe Space Youth Program aims to increase awareness, knowledge and skills for teachers, administrators, staff members and aides, and addresses the challenges that exist when advocating for LGBTQ+ youth.

GIVING TO THE NORTHWEST VERSUS NATIONAL BY SUPPORT TYPE, 2016*



*Grants may be for multiple types of support and may therefore be counted more than once.

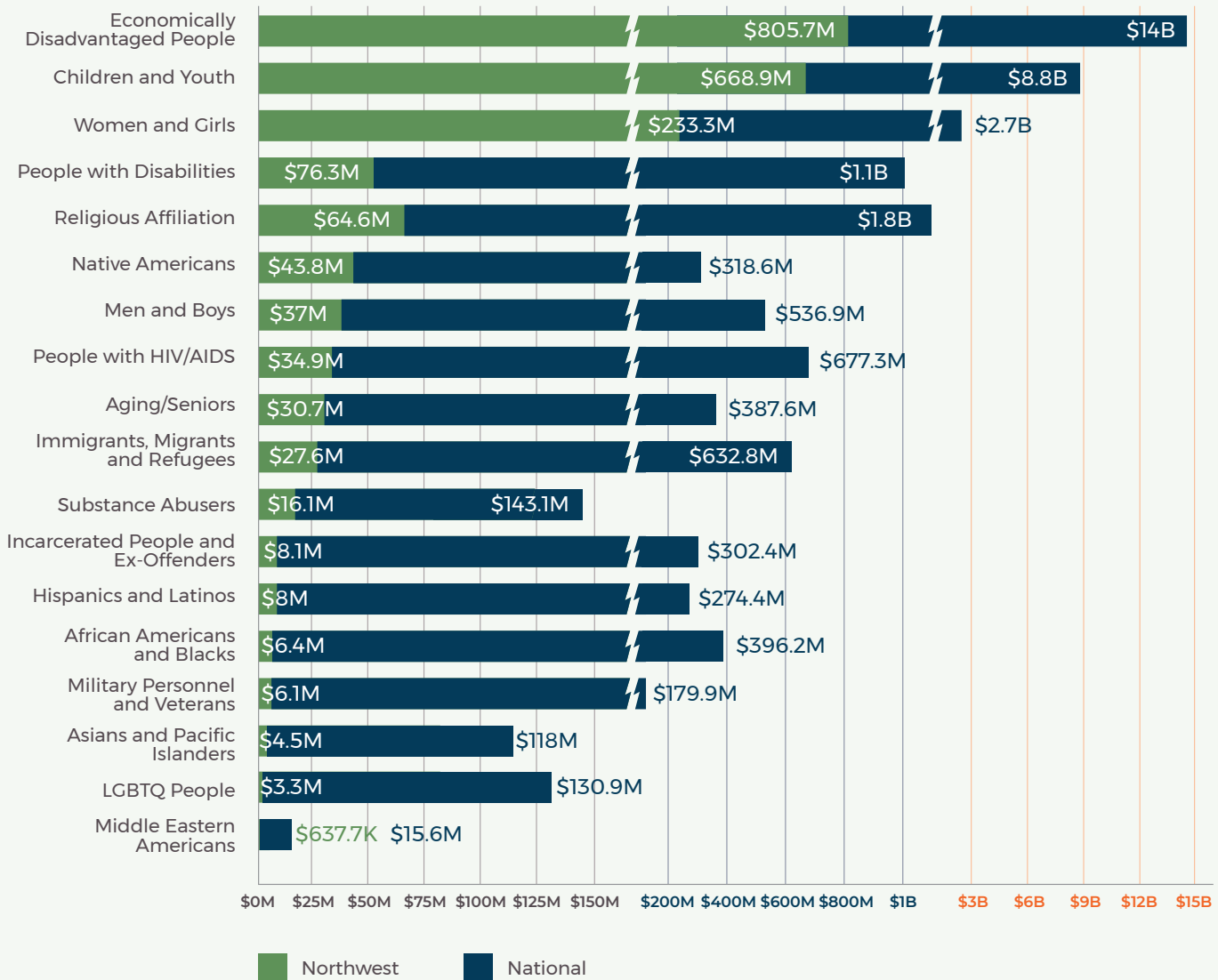
7.

Native populations receive higher percentages of grant dollars in the Northwest than nationally.

Consistent with national trends, the lion's share of philanthropic funding to our region supported communities overcoming economic challenges and other communities fighting for equitable systems.⁹ Within the narrow slice of grant dollars allocated for people of color, a greater portion of grant dollars in the Northwest (1.5%) were designated for Native American activities, issues and communities, compared to nationally (0.8%).

Yet funding to Native populations, like other communities of color and LGBTQ people, is still inequitable compared to other population groups. For specific examples of philanthropic efforts to Native communities in our region, see the Spotlight on Grants to Native Populations section later in this report.

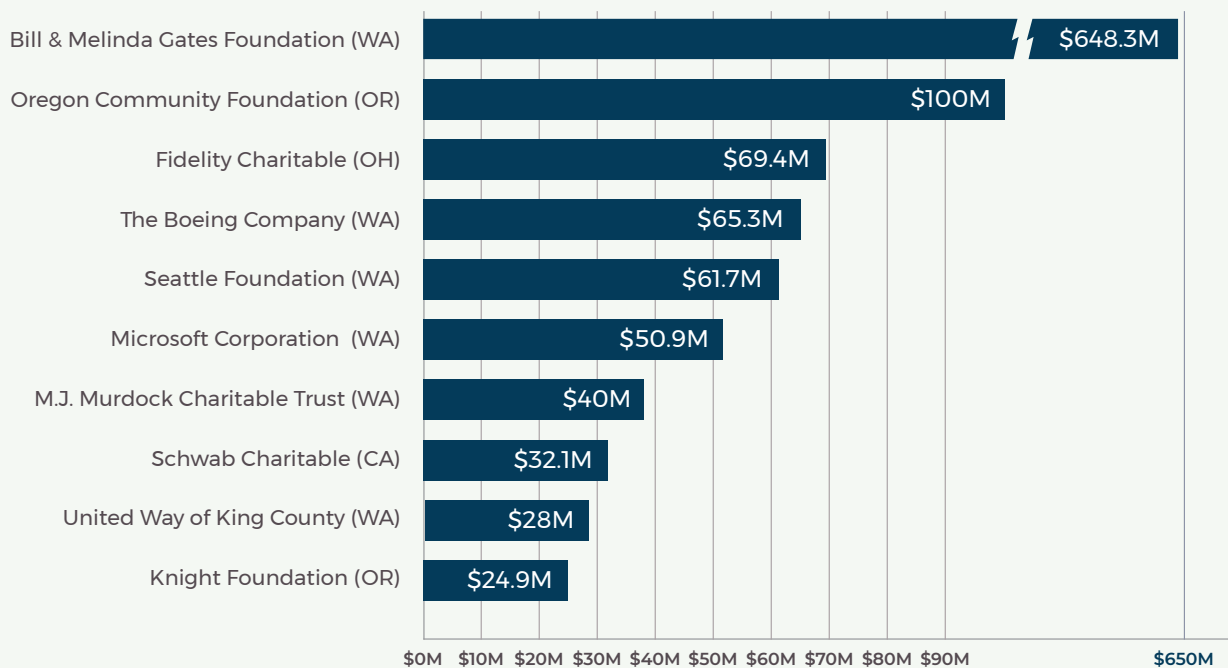
DISTRIBUTION OF GRANTS TO RECIPIENTS IN THE NORTHWEST REGION VS. NATIONAL BY POPULATION SERVED, 2016*



*Grants may benefit multiple population groups and may therefore be counted more than once.

8. Ten funders awarded nearly two-fifths of all grant dollars.⁹ Grants made by the top 10 funders to the Northwest – including five based in King County, WA – accounted for 38% of total giving to the Northwest. Consistent with all previous editions of Trends in Northwest Giving, the Bill & Melinda Gates Foundation tops this list and is responsible for approximately one-fifth of total giving to our region.

TOP 10 NORTHWEST FUNDERS, 2016



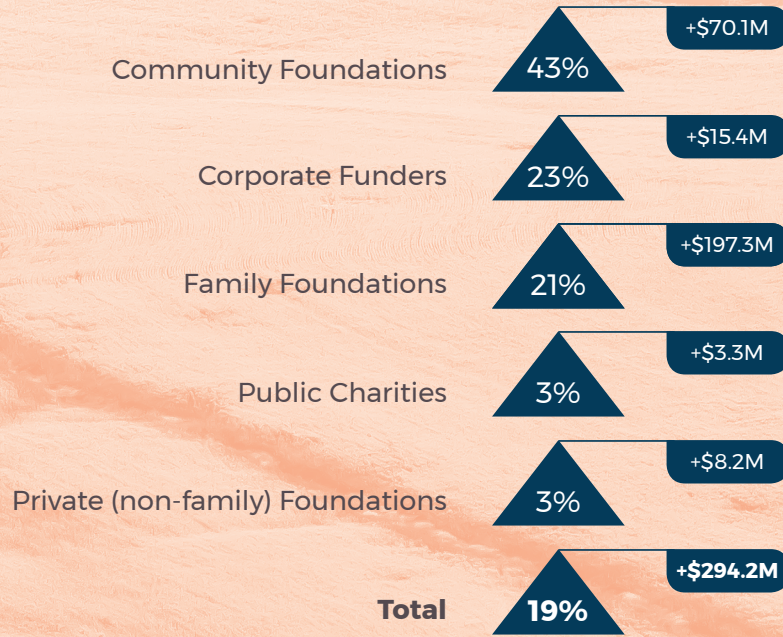
TRENDS OVER TIME

By looking at where we've been, we can chart a better future for our sector in the region we call home. The following analysis examines changes in grantmaking to our six-state region — Alaska, Idaho, Montana, Oregon, Washington and Wyoming — by looking at a subset of 4,253 U.S. foundations and corporate funders that reported grantmaking data in 2014 and 2016.¹⁰

1. Grantmaking by community and corporate foundations saw the highest increase. Community foundation grantmaking to our region increased 43% between 2014 and 2016, driven in part by a \$20 million increase from the Oregon Community Foundation and a \$15 million increase from the Seattle Foundation. Funding from corporate funders was also up 23%, with Wells Fargo Foundation leading the way with a \$4.2 million increase. Other community grantmaking of note included:

- **Greater Tacoma Community Foundation (WA)** awarded two grants, \$38,500 in total, to the Rainbow Center in Tacoma to provide both professional development and general operating funds for the organization's mission to expand resources and safe spaces for the lesbian, gay, bisexual, transgender, queer and allied (LGBTQA) community.
- **Montana Community Foundation** gave \$52,722 to the American Indian Institute in Bozeman for youth and teen programs.
- **Idaho Community Foundation** awarded \$333,333 to the Treasure Valley Family YMCA in Boise to support the Meridian Capital Campaign.
- **Whatcom Community Foundation (WA)** awarded \$375,000 to Sustainable Connections, a nonprofit in Bellingham, that builds thriving communities through collaborative partnerships to implement innovative plans to develop more quality jobs, growing businesses, clean environments and reduced pollution.

CHANGE IN GIVING TO THE NORTHWEST BY FUNDER TYPE, 2014 TO 2016



2. Funding for information and communication grew fastest, followed by agriculture.¹¹ When excluding the Bill & Melinda Gates Foundation, funding for education, as well as for information and communications was up just 5%. Information and communication funding covers a diverse spectrum of topics including communication media; IT (computer security, software) and telecommunications; libraries; media access and policy; plus news and public information. Funding for health was up 33%.¹²

Meyer Memorial Trust

\$90,000 to support the Willamette Mainstem Cooperative, a partner-based effort to improve habitat along the Willamette River between Albany and Corvallis

The Meyer Memorial Trust's Willamette River Initiative (WRI) has supported the Willamette Mainstem Cooperative since 2012, including a grant of \$90,000 in 2016. This program was created to fill a gap in collaboration and understanding between rural landowners and efforts to conserve lands along the Willamette River between Corvallis and Albany — a section of the river with great opportunities for habitat improvement. Flexible capacity funding from the WRI helped enable Benton Soil and Water Conservation District (SWCD) to build strong relationships with local farmers and work in partnership with them to envision and implement strategies to control invasive weeds and improve land conditions on their properties.

As of 2018, more than five dozen landowners are actively working on projects with Benton SWCD, along with Oregon State Parks, neighboring soil and water districts, the cities of Albany and Corvallis, Oregon State University, and the Bonneville Education Foundation, among others. Meyer grants have helped provide leverage for other funding sources, and the Willamette Mainstem Cooperative is on track to be a self-sustaining, permanent program.

"Building collaboration is a hallmark of WRI's approach," explained WRI Program Officer Cristina Watson. "From the beginning, we have made investments to better align and coordinate actions for river health. This particular project demonstrates what it can look like to bring neighbors together along an entire reach of the river toward a vision for healthier water and land."

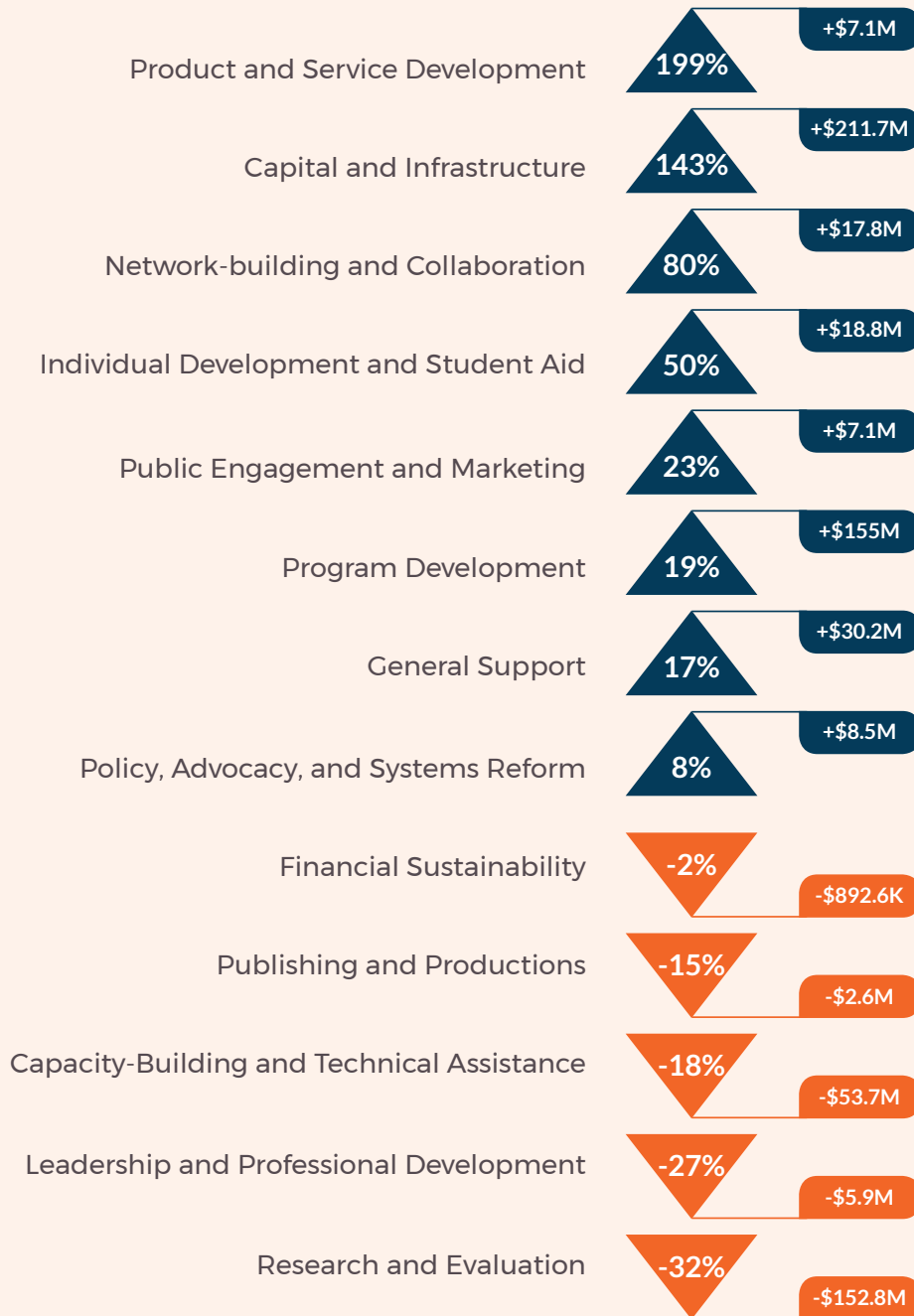
Meyer's 10-year WRI ended in 2019, becoming the Willamette River Network, a community-driven, long-term effort to ensure communities and rivers thrive together alongside a healthy Willamette River system.

CHANGE IN GIVING TO THE NORTHWEST BY ISSUE AREA, 2014 TO 2016*



3. Support for capital and infrastructure projects more than doubled, and program development funding is up 19%.⁷ Among the 4,253 funders that reported their Northwest grantmaking data for both 2014 and 2016, three of the five largest areas of support saw major increases. Capital and infrastructure grew 143% (\$212 million). Program development increased by 19% (\$155 million). Research and evaluation declined by 32% (\$152.8 million).

CHANGE IN GIVING TO THE NORTHWEST BY SUPPORT STRATEGY, 2014 TO 2016*

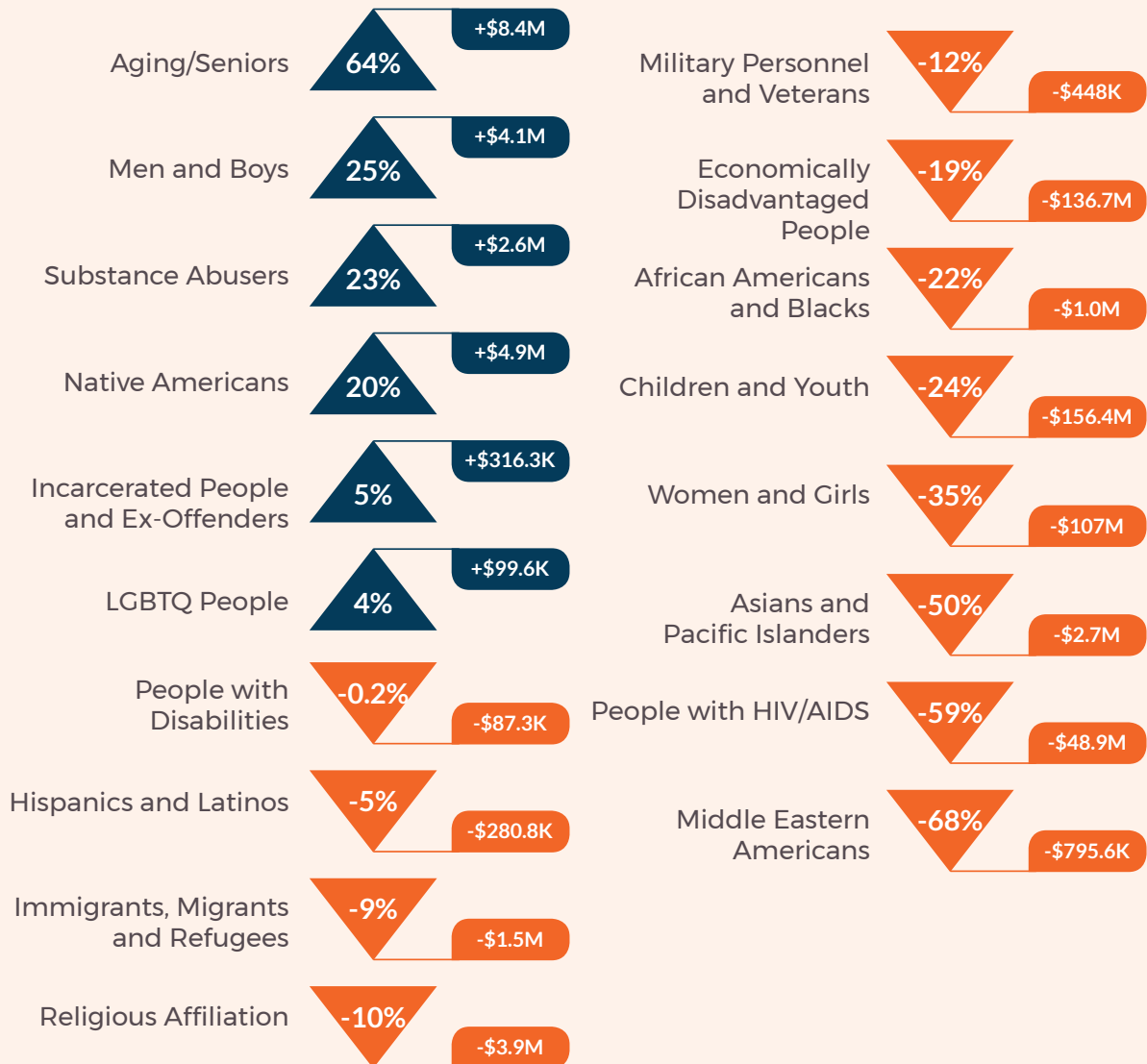


4.

Change in giving in the Northwest by population type. Funding for Native American communities increased 20% in 2016.⁸ When examining the same set of funders investing in Native communities, the Northwest saw a \$4.9 million increase from 2014 to 2016. However, many other populations saw a decrease in funding, including support for specific communities of color, women and girls, children and youth, economically disadvantaged people, and veterans, among others.

- **The CIRI Foundation (AK)** gave two grants totaling \$34,000 to the Alaska Native Heritage Center (\$20,000 and \$14,000) for summer performing arts programs.
- **Empire Health Foundation (WA)** gave \$350,000 to the Confederated Tribes of the Colville Reservation to promote good health.

CHANGE IN GIVING TO THE NORTHWEST BY POPULATION SERVED, 2014 TO 2016





BY STATE



ALASKA

Grantmaking increased 12% between 2014 and 2016 in Alaska.

Education and arts and culture topped funders' priority lists in Alaska at 25% and 18% of total grant dollars, respectively. The state attracted significant funding from grantmakers based in the Lower 48, including a \$1.2 million grant from the California-based Gordon and Betty Moore Foundation. The funds helped the Alaska Humanities Forum develop the Alaska Salmon Fellows program, which facilitates conversations about the iconic fish among a cross-section of leaders in salmon policy, management, industry, activism, research and cultural sectors.

Alaska received a larger share of funding for arts and culture as well as the environment when compared to other states in the region.

Top 10 Foundations Awarding Grants to Recipients in Alaska, 2016*

1. Rasmuson Foundation (AK)
2. Mat-Su Health Foundation (AK)
3. United Way of Anchorage (AK)
4. Margaret A. Cargill Foundation (MN)
5. Alaska Community Foundation (AK)
6. Rockefeller Philanthropy Advisors (NY)
7. Gordon and Betty Moore Foundation (CA)
8. Juneau Community Foundation (AK)
9. M.J. Murdock Charitable Trust (WA)
10. Fidelity Charitable (OH)

TOTAL GIVING BY 386 FUNDERS TO 960 ORGANIZATIONS: **\$100.6 MILLION**

MEDIAN GRANT: **\$5,328**

NUMBER OF GRANTS: **2,607**

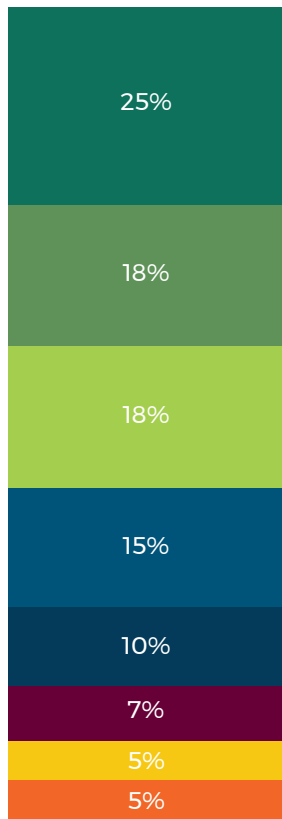
CHANGE IN GIVING BETWEEN 2014 AND 2016:* **▲ +12%**

- **Alaska Community Foundation** awarded \$50,000 to Alaska SeaLife Center in Seward for the expansion of their maritime engineering education program. Alaska Community Foundation also awarded \$24,860 to the City of Point Hope to establish and garner mentoring partnerships between Point Hope Elders and Inupiaq language learners of the Tikigaaq dialect.
- **The CIRI Foundation** provided \$10,000 to the Alaska Native Cultural Charter School in Anchorage, which offers a curriculum focused on Alaska Native values, academic achievement, social and emotional learning, and growth.
- **Kumin Foundation** gave \$10,000 to the Anchorage Museum for their Art Lab program, an open-ended art studio where people can create and compose art using materials provided.

Yet the proportion of grant dollars flowing to Alaska was lower for both health and education than its Northwest neighbors. One notable exception, among others, was a \$750,000 award from Mat-Su Health Foundation to Matanuska Community Health Care, a sustainable facility for The Alaska Children's Place, which offers support to children and families impacted by child abuse and neglect.

*Based on matched set of funders awarding grants to Alaska.

Distribution of grants to Alaska-based recipient organizations by issue focus, 2016**



- Education
- Arts and Culture
- Health
- Human Services
- Environment and Animals
- Public Affairs
- Sports and Recreation
- Community and Economic Development

**Includes individual categories for which at least 5 percent of grant dollars were allocated. Grants may occasionally be for multiple issue areas and would thereby be counted more than once.

**RASMUSON FOUNDATION
Sustained funding of museums supports vibrant arts culture in Alaska**

In 2016, Anchorage-based Rasmuson Foundation awarded a \$420,000 grant to Museums Alaska, the state association of museums and cultural centers that works to build capacity and support outreach and education among its members. The grant continued Rasmuson Foundation and Museum Alaska’s partnership that began in 2003 to help museums and cultural centers acquire art by currently practicing, Alaska-based artists as well as to support museum professionals in managing their collections.

From 2003-2016, Rasmuson Foundation distributed nearly \$3 million in grants to 33 museums. In total, the grants have helped purchase more than 1,100 individual works of art by about 500 Alaska artists. Since the collection program’s inception in 2013 through 2016, a total of \$400,000 went to museums for collection management projects.

“For many Alaska museums and cultural centers, acquiring art or undertaking small collection projects would likely not be possible without these funds. The art acquisition fund can increase an artist’s visibility and lead to other opportunities. Over the long term, these mechanisms preserve art for future generations to enjoy,” said Sharity Sommer, a program officer at Rasmuson Foundation.

Rasmuson Foundation President and CEO Diane Kaplan stated: “Artists help us examine the human condition which is demonstrated through creative expression in the form of visual and performing arts, cultural traditions, literary arts and media. Artists help interpret complex phenomena or simply convey the great beauty that surrounds us in our natural world. We hope the Art Acquisition Fund has made a difference for artists and museums in the state, and that we are further along in creating an important and invaluable permanent collection of contemporary artwork for Alaskans.”



IDAHO

Grantmaking increased 33% to the Gem State, the largest increase among the six Northwest states.

Once again, education and human services topped the list of funder priorities in Idaho, capturing 28% and 18% respectively. One of the largest grants in 2016 was a \$4 million grant from New York-based NoVo Foundation’s Movement to End Violence initiative to the Idaho Coalition Against Sexual & Domestic Violence. The grant funded several programs that support movement-building to end gender violence.

Compared to overall giving to the Northwest, Idaho’s environment and sports and recreation benefited from a notably larger share of funding. Idaho Community Foundation was the largest funder in the state, awarding 1,133 grants for \$13 million total.

Top 10 Foundations Awarding Grants to Recipients in Idaho, 2016*

1. Idaho Community Foundation (ID)
2. Community Action Partnership Association of Idaho (ID)
3. Laura Moore Cunningham Foundation (ID)
4. NoVo Foundation (NY)
5. M.J. Murdock Charitable Trust (WA)
6. Micron Technology Foundation (ID)
7. St. Luke’s Wood River Foundation (ID)
8. Fidelity Charitable (OH)
9. Legal Services Corporation (DC)
10. The ALSAM Foundation (UT)


TOTAL GIVING BY 1,039 FUNDERS TO 1,352 ORGANIZATIONS: **\$117.0 MILLION**

MEDIAN GRANT: **\$4,000**

NUMBER OF GRANTS: **5,083**

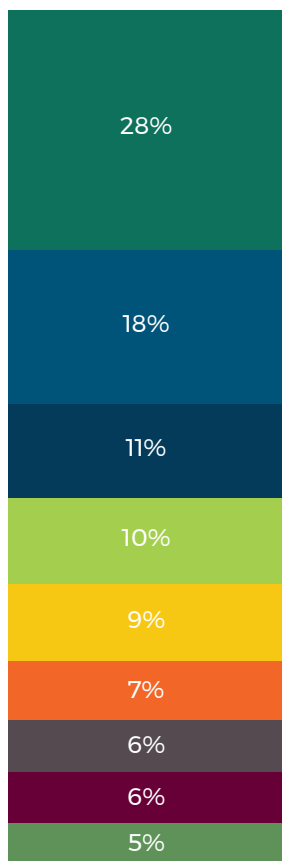
CHANGE IN GIVING BETWEEN 2014 AND 2016:* **▲ +33%**

- **Innovia Foundation (WA)** granted \$20,000 to the Lake Pend Oreille Waterkeeper, a nonprofit in Sandpoint, Idaho dedicated to protecting and preserving swimmable, fishable and drinkable waters for future generations of North Idahoans.
- **M.J. Murdock Charitable Trust (WA)** awarded \$300,000 to Swiftsure Ranch Therapeutic Equestrian Center in Bellevue, Idaho to complete the construction of an indoor riding arena used to provide equestrian therapy and recreation to people with disabilities.
- **The Wilburforce Foundation (WA)** provided \$20,000 to Friends of the Scotchman Peaks Wilderness based in Sandpoint, Idaho. Funds supported the organization’s mission to protect the Scotchman Peaks in North Idaho and Northeast Montana through Wilderness designation, ongoing stewardship and education.



*Based on matched set of funders awarding grants to Idaho.

Distribution of Grants to Idaho-based recipient organizations by issue focus, 2016**



- Education
- Human Services
- Environment and Animals
- Health
- Sports and Recreation
- Community and Economic Development
- Science and Engineering
- Public Safety
- Arts and Culture

**Includes individual categories for which at least 5 percent of grant dollars were allocated. Grants may occasionally be for multiple issue areas and would thereby be counted more than once.

**IDAHO COMMUNITY FOUNDATION
\$20,000 to a rural school district to improve reading and empower teachers**

In 2016, the Idaho Future Fund (IFF), part of the Idaho Community Foundation (ICF), awarded \$20,000 to the Aberdeen School District in rural eastern Idaho. The grant supported teacher trainings by the Lee Pesky Learning Center aimed at improving kindergarten through third grade reading scores by empowering teachers and parents.

The impact meant 15 Aberdeen teachers received training, and they taught 260 students during the 2016-2017 school year. The grant also covered two parent events that drew 135 people. However, the impact is exponential since generations of kids will benefit from the one-time investment in training teachers, says Elly Davis, former community impact officer at ICF, who recently left the foundation to work for a national grantmakers resource. Davis worked with the IFF donors to establish the fund.

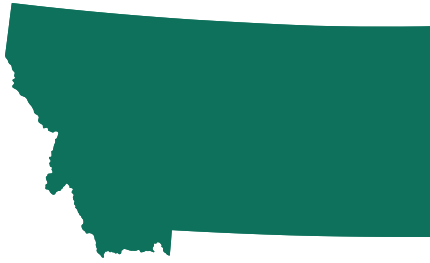
“This was a really big investment in this type of rural school district,” said Davis. “It is a shining example of what can happen when you invest in rural communities and what makes them special. They are used to doing so much with so little – everyone pitches in.”

IFF is a donor-advised fund administered by the Idaho Community Foundation. Founded in 2014 by an anonymous couple living in Blaine County (home to Sun Valley), IFF supports gaps in the funding the state provides for pre-K through 12th grade education. The fund’s guidelines stipulate that grantees must be a charter school, public school, or nonprofit that provides direct preschool or supplemental education services.

“There is a lot of acceptance that we underinvest in education in Idaho, and thankfully, there are people across the state with the ability and desire to help,” Davis said. “All it takes is one person to invest in something to make a really big difference, especially in rural communities.”

IFF’s grantmaking committee includes ICF board members from the organization’s eastern region. To date, the fund has awarded just over \$1 million toward education efforts around Idaho. For ICF, this fund is particularly significant because this couple makes the decision to donate to the fund each year – it was not established in perpetuity.

“They trust ICF to know our communities and the communities to know themselves,” Davis said.



MONTANA

Grantmaking in Big Sky Country increased 30% between 2014 and 2016.

Education was the top priority for funders to Montana, receiving one-third of all funding. Oklahoma-based Asbjornson Foundation gave a \$9.2 million grant to Montana State University for campus development. The second-largest piece of the funding pie went to the environment and animals, which captured 1,347 grants totaling \$33.8 million.

Top 10 Foundations Awarding Grants to Recipients in Montana, 2016*

1. Dennis & Phyllis Washington Foundation (MT)
2. The Leona M. and Harry B. Helmsley Charitable Trust (NY)
3. Asbjornson Foundation (OK)
4. The Kendeda Fund (DE)
5. Fidelity Charitable (OH)
6. M.J. Murdock Charitable Trust (WA)
7. The ALSAM Foundation (UT)
8. The William and Flora Hewlett Foundation (CA)
9. Bozeman Deaconess Foundation (MT)
10. Montana Healthcare Foundation (MT)

TOTAL GIVING
BY 1,376 FUNDERS TO
1,542 ORGANIZATIONS: **\$180.4 MILLION**

MEDIAN GRANT: **\$5,000**

NUMBER OF GRANTS: **5,449**

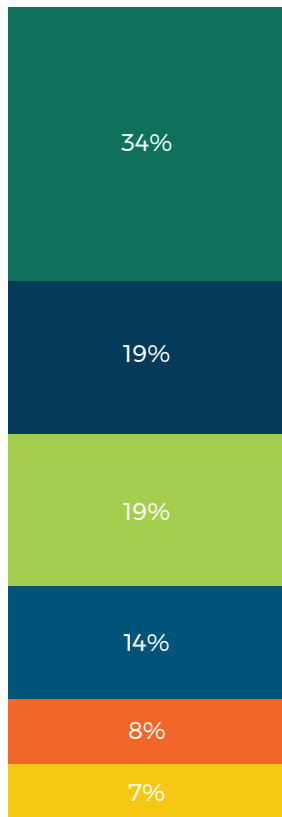
CHANGE IN
GIVING BETWEEN
2014 AND 2016:* **▲ +30%**

- **Annie E. Casey Foundation (MD)** awarded \$100,000 to the University of Montana in Missoula to support population studies focused on KIDS COUNT activities.
- **Bullitt Foundation (WA)** awarded \$75,000 to the Montana Environmental Information Center (MEIC) in Helena for general operating support. MEIC is a nonprofit environmental advocacy organization working to preserve and improve air and water quality across Montana.
- **Montana Community Foundation** gave \$26,209 to the Yellowstone Park Foundation to support the Cutthroat Trout Project at Yellowstone Lake.
- **The Oro y Plata Foundation** provided \$20,000 in general operating assistance to the Piegan Institute in Browning, Montana to support their Indigenous language preservation programs.



*Based on matched set of funders awarding grants to Montana.

Distribution of Grants to Montana-based recipient organizations by issue focus, 2016**



- Education
- Environment and Animals
- Health
- Human Services
- Community and Economic Development
- Sports and Recreation

**Includes individual categories for which at least 5 percent of grant dollars were allocated. Grants may occasionally be for multiple issue areas and would thereby be counted more than once.

**THE DENNIS & PHYLLIS WASHINGTON FOUNDATION
Supporting graduation initiatives across Montana**

Graduation Matters began in 2010 in the Missoula County Public Schools and was quickly scaled by the state’s Office of Public Instruction (OPI) because of its effectiveness. The Dennis & Phyllis Washington Foundation supported Graduation Matters financially since 2012, awarding \$900,000 to the initiative during its time led by OPI, including a \$185,000 grant in 2016.

“Graduation Matters exemplified the type of collective impact work we look for in proposals,” said Mike Halligan, executive director of the foundation. “The role of collective impact has been elevated tremendously over the past several years. A great idea is just that, unless there is a cadre of partners working together to ensure success. We just don’t work in silos anymore.”

The foundation’s leadership with the Graduation Matters initiative helped to galvanize other private foundations, businesses and donors to invest more than \$1.3 million total in the initiative. These funds were primarily re-granted through OPI in the form of local grants to Graduation Matters programs in more than 50 communities.

In early 2017, in partnership with the Montana Office of the Commissioner of Higher Education (OCHE), the Montana Department of Labor and Industry and OPI, the foundation announced the creation of iGraduate Montana. The iGraduate initiative builds on the work of Graduation Matters and aims to increase graduation rates while also expanding workforce development activities. The foundation granted the OCHE \$650,000 over four years to fund iGraduate Montana. This award brings the total awards by the foundation to support critical graduation initiatives in Montana to more than \$1.5 million, and Montana’s high school graduation rates continue an upward trajectory, hitting a record high of 86.4% last year.



OREGON

Grantmaking to Oregon grew 6% between 2014 and 2016.

Echoing Northwest trends, education and health remained top priorities for funders to Oregon, accounting for 30% and 26% of total grant dollars. Despite the large share of grant dollars targeting health, an even bigger share went to education and human services-related organizations.

Top 10 Foundations Awarding Grants to Recipients in Oregon, 2016*

1. Oregon Community Foundation (OR)
2. Knight Foundation (OR)
3. Meyer Memorial Trust (OR)
4. Fidelity Charitable (OH)
5. M.J. Murdock Charitable Trust (WA)
6. Bill & Melinda Gates Foundation (WA)
7. Schwab Charitable (CA)
8. The Ford Family Foundation (OR)
9. Bloomberg Family Foundation (NY)
10. The Collins Foundation (OR)

TOTAL GIVING
BY 2,732 FUNDERS TO
5,108 ORGANIZATIONS: **\$655.5 MILLION**

MEDIAN GRANT: **\$5,000**

NUMBER OF GRANTS: **25,651**

CHANGE IN
GIVING BETWEEN
2014 AND 2016:* **▲ +6%**

- **Ford Family Foundation** awarded \$240,000 to the Oregon Infant Mental Health Association (OIMHA) to support the rural Oregon Infant Mental Health Endorsement Initiative. OIMHA's mission is to support the emotional health and well-being of Oregon's infants, toddlers, their families and communities statewide.
- **Northwest Health Foundation** gave \$70,000 to the Health Care Coalition of Southern Oregon to expand the leadership and influence of parents within systems in Southern Oregon including school districts, early learning, health care and others; and to develop a Healthy Children's Agenda in order to improve outcomes in early life.
- **Oregon Community Foundation** provided \$17,500 to the Latino Community Association in Bend for immigrant services and to provide education, affordable legal advice and application assistance for citizenship and work authorization.



*Based on matched set of funders awarding grants to Oregon.



NORTHWEST HEALTH FOUNDATION \$70,000 to activate migrant parents and families to improve health and education systems

Northwest Health Foundation gave \$70,000 to the Successful Transitions Collaborative of Southern Oregon to expand the leadership and influence of parents and families with health and education systems.

The funds were intended to improve health outcomes for young children as part of a five-year Health Beginnings + Healthy Communities initiative to build power among rural and urban communities of color in Oregon and Southwest Washington.

The Successful Transitions Collaborative is focused on families involved with the Migrant Parent Advisory Council at the Southern Oregon Education Service District. Parents have organized forums to share their concerns with school district officials but have felt frustrated by the lack of response and solutions from the school districts.

But parents also knew that there were system barriers at the state level that needed to be addressed.

“Migrant parents in the district needed the healthcare and education systems to be more supportive,” said Jen Matheson, Northwest Health Foundation’s director of programs. “But they also lacked driver’s licenses to drive their kids to sports or school, so when a bill came up to expand Oregon driver’s licenses to all, that’s what felt the most relevant to them.”

Matheson said the grantee then connected the parents to a legislative advocacy partner working in their region, Unite Oregon Rogue Valley, which continues to work with migrant parents to develop their advocacy skills.

“The 2016 election really changed things for us,” Matheson said. “We had been thinking in a certain way, and then it became clear to immigrant families and community organizers that there was a need to respond to racist and hateful rhetoric and to build some momentum around a political movement that supports immigrant communities.”

Matheson said that if you want to influence health and education and early life, you must make sure the people affected are at the decision-making table and able to cast their votes.

MEYER MEMORIAL TRUST
\$40,000 to mobilize diverse voices for a fair cleanup of Portland Harbor

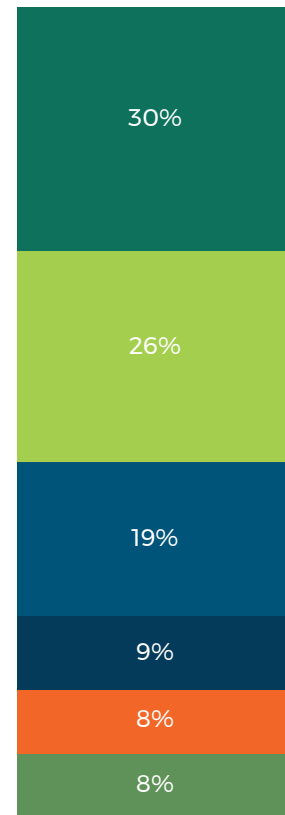
In 2016, Meyer invested \$40,000 in the Portland Harbor Community Coalition (PHCC) to help catalyze the communities most impacted by river pollution in efforts to decontaminate the Portland Harbor Superfund Site. The site includes a stretch of the Willamette River that runs from the Broadway Bridge to the Columbia Slough.

PHCC elevates the environmental justice concerns of immigrant and refugee communities, Native American, African American, and people experiencing homelessness, who have historically been left out of the conversation about the river’s future. The grant’s goal was to ensure impacted communities benefit from and lead cleanup, restoration, and redevelopment of the harbor as part of the \$746 million Superfund cleanup effort to address the cancer-causing soils that line the river.

This grant reflects an increased focus on equity in river restoration efforts, a new goal adopted by Meyer’s Willamette River Initiative in 2015. “The coalition seeks a strong, fair plan that entitles those most harmed by the river’s polluted history to an equally outsized benefit from the cleanup,” said Willamette River Initiative (WRI) Program Officer Cristina Watson. “They are pushing for rigorous cleanup standards and agreements to ensure that impacted communities have a meaningful role in the cleanup workforce.”

Meyer’s 10-year WRI ended in 2019, becoming the Willamette River Network, a community-driven, long-term effort to ensure communities and rivers thrive together alongside a healthy Willamette River system.

Distribution of Grants to Oregon-based recipient organizations by issue focus, 2016**



- Education
- Health
- Human Services
- Environment and Animals
- Community and Economic Development
- Arts and Culture

**Includes individual categories for which at least 5 percent of grant dollars were allocated. Grants may occasionally be for multiple issue areas and would thereby be counted more than once.





WASHINGTON

Grantmaking in Washington grew, largely because of the Bill & Melinda Gates Foundation.

The largest single gift to the Northwest region was the Bill & Melinda Gates Foundation's \$210 million capital campaign grant to University of Washington. Seattle Foundation also awarded significant grants for health and education, including \$430,000 to Fred Hutch Cancer Research Center. A sampling of other grantmaking across Washington state included a range of topics and grant amounts.

Among the human services grants made to Washington organizations was a \$973,000 grant from Norcliffe Foundation to St. Martin de Porres Shelter. The grant supported 70 programs that serve children and families with shelter, permanent housing, emergency food and clothing assistance, and services for elders.

Top 10 Foundations Awarding Grants to Recipients in Washington, 2016⁹

1. Bill & Melinda Gates Foundation (WA)
2. The Boeing Company (WA)
3. Seattle Foundation (WA)
4. Microsoft (WA)
5. Fidelity Charitable (OH)
6. United Way of King County (WA)
7. The Norcliffe Foundation (WA)
8. Schwab Charitable (CA)
9. Cystic Fibrosis Foundation Therapeutics (MD)
10. M.J. Murdock Charitable Trust (WA)

TOTAL GIVING
BY 3,793 FUNDERS TO
6,179 ORGANIZATIONS: **\$1.8 BILLION**

MEDIAN GRANT: **\$5,000**

NUMBER OF GRANTS: **32,144**

CHANGE IN
GIVING BETWEEN
2014 AND 2016:* **▲ +22%**

- **The Ben B. Cheney Foundation** provided \$25,000, to Sound Experience, an outdoor youth education organization that provides shipboard environmental science and maritime careers programming in Port Townsend, Washington. The funds supported the second phase of restoration of the *Adventuress*, a century-old National Historic Landmark tall ship.
- **Both Marguerite Casey Foundation and Yakima Valley Community Foundation** awarded funds (\$500,000 and \$10,000 respectively) to OneAmerica in Seattle for programs and services aiding immigrant rights and civic participation.
- **Medina Foundation** awarded several grants totaling \$85,000 to provide services and operating funds to organizations that provide programs and resources for survivors of domestic violence, sexual and physical assault. Grant recipients included Domestic Violence and Sexual Assault Services of Whatcom County (\$45,000) in Bellingham; the Abused Deaf Women's Advocacy Services (\$30,000) in Seattle; and Beyond Survival (\$10,000), a resource center in Aberdeen.
- **Washington Women's Foundation** awarded \$100,000 for arts services to Terrain, an organization in Spokane dedicated to building community and economic opportunities for the artists and culture creators of the Inland Northwest.

*Based on matched set of funders awarding grants to Washington.



STATEWIDE CAPACITY COLLABORATIVE Strengthening Washington’s nonprofit sector through grantmaker collaboration

Several grantmakers came together in early 2010 to work collectively to support a healthier, more resilient nonprofit ecosystem. Since then, the Statewide Capacity Collective (SCC) has made aligned investments of \$8 million, as well as \$1.5 million through a pooled fund. The latter funds investments aimed at supporting advocacy and public policy in the sector, increasing the effective delivery of capacity building knowledge, and developing local, regional, and statewide leaders.

In 2016, SCC partners included: The Ballmer Group, Bill & Melinda Gates Foundation, Champion Foundation, Cedarmere Foundation, Empire Health Foundation, Medina Foundation, Satterberg Foundation, Seattle Foundation, Sherwood Trust and Social Venture Partners, which convenes the group.

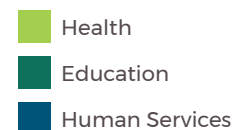
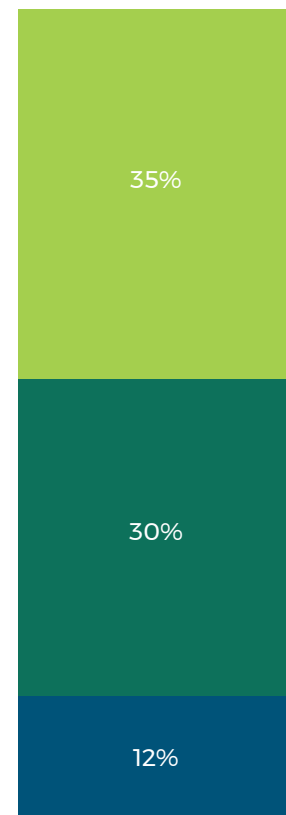
Mike Quinn, director of community investment at Social Venture Partners, has served as the SCC’s convener for the past three years. Quinn said that supporting the nonprofit sector’s advocacy efforts is particularly impactful.

“Ten years ago, there was not one entity with a statewide lens advocating on behalf of the entire sector,” he said. “Building the infrastructure of the statewide nonprofit association to advocate at the legislature has been huge.”


With about \$400,000 in annual grants coming from the pooled funding, SCC funds are not enough to support all the gaps that exist in the sector, Quinn said. What’s been most powerful, he says, is the conversations the group inspires, and its ability to strengthen the sector’s capacity to advocate for itself across issues and geographies.

“At the 10-year mark of the SCCs existence, we continue to evolve and adapt as a learning community – from both pooled funding and aligned grantmaking,” said SCC Co-Chair Caroline Miceli, program officer at Satterberg Foundation. “We have also been joining in community conversations and centering our work alongside what is already happening within community – with a particular focus on historically marginalized communities. We continue to learn from others in the nonprofit sector as a whole, and together, work to advocate for a strong sector and increasing opportunities for organizational capacity building and individual leadership development.”

Distribution of Grants to Washington-based recipient organizations by issue focus, 2016**



**Includes individual categories for which at least 5 percent of grant dollars were allocated. Grants may occasionally be for multiple issue areas and would thereby be counted more than once.



WYOMING

Grantmaking in Wyoming rose 25% between 2014 and 2016.

Funders to Wyoming prioritized education first, with grants to human services and environmental organizations ranking second and third, respectively. The state stands out for the proportion of grants received for education compared to the Northwest – Wyoming ranks over 20% higher than the region.

Wyoming funders also supported sports and recreation at 10% compared to 3% for the region. Nearly half of all grants awarded to Wyoming went to the University of Wyoming or its foundation, including \$177,000 from the Wyoming Community Foundation. Grand Teton National Park was the second largest grant recipient, receiving just under \$11 million in 2016.

Top 10 Foundations Awarding Grants to Recipients in Wyoming, 2016⁹

1. The McMurry Foundation (WY)
2. Daniels Fund (CO)
3. Wyoming Community Foundation (WY)
4. Whitney Commons (WY)
5. Hamill Family Foundation (IL)
6. Fidelity Charitable (OH)
7. The Robert S. and Grayce B. Kerr Foundation (WY)
8. The John P. Ellbogen Foundation (WY)
9. Joe and Arlene Watt Foundation (WY)
10. The Lynn and Foster Friess Family Foundation (WY)

TOTAL GIVING
BY 752 FUNDERS TO
694 ORGANIZATIONS: **\$124.8 MILLION**

MEDIAN GRANT: **\$5,000**

NUMBER OF GRANTS: **2,758**

CHANGE IN
GIVING BETWEEN
2014 AND 2016*: **▲ +25%**

*Based on matched set of funders awarding grants to Wyoming.

- **First Interstate BancSystem Foundation (MT)** provided \$40,000 to the Sheridan Senior Center as part of an \$8 Million dollar campaign to better situate the center for the future and continue providing a range of human services, sports and recreation, health and education programs for elders in Sheridan County, Wyoming.
- **Social Justice Fund Northwest (WA)** gave \$12,900 to the Wind River Native Advocacy Center in Fort Washakie, Wyoming to continue to address the housing shortage for Shoshone and Arapaho community members.
- **Wyoming Community Foundation** gave \$37,875 to the Wyoming Game and Fish Department for bighorn sheep high elevation capture.
- **Wyoming Community Foundation** gave \$10,000 to Children's Discovery Center for child educational development.



WYOMING COMMUNITY FOUNDATION \$25,000 to Support the Wyoming Afterschool Alliance

The Wyoming Afterschool Alliance (WYAA) has been a longtime partner of the Wyoming Community Foundation (WYCF). In 2007, WYAA and WYCF collaborated to win a Charles Stewart Mott Foundation grant to support increasing the quality of statewide programs. In 2014, the WYAA joined WYCF as a Priority Fund, and it has since received support from funders including the John P. Ellbogen Foundation, the Newell B. Sargent Foundation, as well as the Wyoming Department of Education.

In 2016, WYCF granted \$25,000 to the WYAA. Part of the funds were used to support the WYAA's ability to lobby at the federal level to retain 21st Century Community Learning Centers program (authorized under Title IV of the Every Student Succeeds Act), which is the only consistent support for afterschool programs in the state.

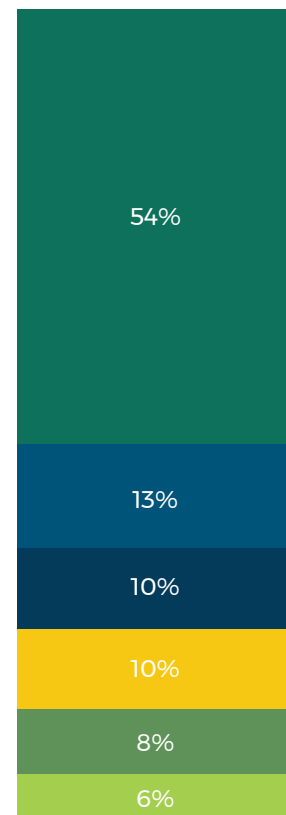
The grant funding has also supported the Afterschool Alliance Conference in Cheyenne, the only annual professional learning and networking event for afterschool program directors and staff. Because afterschool programs are considered the first tier of prevention to keep kids out of the juvenile justice system, the WYAA has also hosted three annual juvenile justice summits where key stakeholders can share learnings and best practices, as well as consider the juvenile justice policy landscape of Wyoming.

"The evidence shows that when you build high quality afterschool programs, you will see higher graduation rates and increased classroom retention," said Samin Dadelahi, chief operating officer for WYCF.

As the Kids Count partner of the Annie E. Casey Foundation, Dadelahi said the most recent data shows Wyoming lags behind the rest of the country in many of the indicators used to assess health, education and community wellness. Dadelahi says the WYAA plays a crucial role in the state because it has the power to make a difference across multiple areas ranging from graduation and suicide rates to career readiness.

"We want people in all Wyoming communities to know that afterschool programs are there to help," Dadelahi said. "They should know that there is a place where all children can go and feel safe and be supported."

Distribution of Grants to Wyoming-based recipient organizations by issue focus, 2016**



**Includes individual categories for which at least 5 percent of grant dollars were allocated. Grants may occasionally be for multiple issue areas and would thereby be counted more than once.

SPOTLIGHT ON GRANTS TO NATIVE POPULATIONS

We recognize and respect that Indigenous communities have their own unique tribal and village names to refer to their specific peoples. We acknowledge that when speaking collectively of Indigenous peoples in the U.S., several terms (American Indian and Alaska Native, Indigenous, Native American and Native), may be used interchangeably, as we have done in this report. However, we know this terminology has been imposed upon Indigenous people and does not reflect individual or traditional cultural identities. Where possible, if included in the self-reported grant data, we have used the specific cultural, tribal or village names.

In 2016, among the grant dollars awarded to specific population groups, a higher percentage of funds were allocated for American Indian and Alaska Native communities (1.5%) in the Northwest compared to nationally (0.8%). This represented over \$43 million dollars awarded to Indigenous communities in our region.¹³ Again, this figure is based on self-reported data by thousands of grantmaking organizations, all of which may classify their giving to populations using different criteria.^{3,9} The data in this report did not specify whether a grantmaker or a recipient is a Native-led or non-Native led organization. That said, we know significant grants for Indigenous communities included funding to Native-led nonprofits and tribal organizations. Some grants to Native-led organizations were awarded specifically for the purpose of empowering those organizations to manage their own community-based re-granting programs. A sampling of philanthropic giving by various types of foundations that provided funding for Indigenous communities in our region in 2016 includes:

- **Alaska Community Foundation** granted \$46,024 for youth development services to Kawerak, Inc., which is a Native-led human services organization in Nome serving the Bering Strait region. The grant funded programming focused on advancing vocational trades for Alaska Native youth.
- **Bill & Melinda Gates Foundation** gave \$750,000 to Potlatch Fund to support that organization as a re-granting partner and capacity builder for tribes and Native nonprofits for economic and leadership development efforts.
- **Meyer Memorial Trust (OR)** awarded \$535,000 to the Native American Youth and Family Center (OR) to build Generations, an intergenerational community for foster youth, adoptive parents and elders that includes affordable housing, an early learning academy and a longhouse cultural center.

- **Rasmuson Foundation (AK)** granted up to \$5 million to the University of Alaska Foundation for the Alaska Native Science and Engineering Program (ANSEP) to provide institutional sustainability of ANSEP programs over a five-year period (2013-2018). The gift structure includes: 1) A challenge gift up to \$1,000,000 in which Rasmuson Foundation will match \$1 for every \$1 raised between 2013 to 2018; and 2) The remaining \$4 million will be allocated annually.
- **Native Arts and Cultures Foundation (WA)** granted \$25,000 to Wisdom of the Elders in Portland to support the Native Film Academy.
- **The CIRI Foundation (AK)** awarded \$15,000 to the Chickaloon Native Village (AK) to support the Ya Ne Dah Ah school, which sustains and revitalizes Ahtna Athabascan culture, language, history and traditions.
- **The Mat-Su Health Foundation (AK)** gave \$120,640 to the Cook Inlet Tribal Council for a continuum of care for recovery services in the Matanuska-Susitna Valley in Alaska.
- **Seattle Foundation** provided \$15,000 to Na'ah Illahee Fund for their Ah-da-ne-hi: Indigenous Women's Giving Circle, which supports community initiatives led by Northwest Native women.

In 2016, many grantmaking organizations funded Native communities in our region that are not represented in this report. For example, communities in Alaska significantly benefit from Alaska Native regional corporations' funding. Like other for-profit businesses, Alaska Native regional corporations provide annual dividends to shareholders. In addition, they financially invest in Alaska Native communities by supporting social, health, educational and cultural programs. Examples of the generosity of Alaska Native regional corporations can be found in annual economic impact reports accessible at: ancsaregional.com/economic-impacts/.

For more in-depth stories about partnerships between philanthropy and American Indian and Alaska Native communities or a better understanding of what makes these partnerships possible, we will be publishing a new report on these philanthropic partnerships in 2020. This forthcoming report will go beyond high level giving data to share the stories and best practices involved in Indigenous giving in our region. Subscribe to our newsletters for updates about this and other philanthropic updates in our our region, by going to philanthropyNW.org/subscribe.

NORTHWEST AREA FOUNDATION
\$250,000 to Northwest Native Development Fund, increasing Native CDFI collaboration, growth and stability

Recent data shows that the Northwest region is more equitable when it comes to funding Native American causes than the nation at large, yet huge disparities still exist. One funder that has made a commitment to Native causes is Northwest Area Foundation, which has granted \$35.4 million to Native-led organizations between 2012 and 2017. The foundation dedicates 40% of its total giving to Native American organizations and issues. An example of this is a \$250,000 grant to the Northwest Native Development Fund (NNDF) in 2016. The grant supported pathways to greater Native CDFI collaboration, growth and stability. CDFIs are community development financial institutions.

NNDF works to create thriving local communities by opening up fair, affordable funding for Native businesses and families in an appropriate cultural context. NNDF helps Native people grow their assets, receive financial and entrepreneurial education, and gain access to capital through creative lending products.

According to Northwest Area Foundation program officer Martin Jennings, funding CDFIs like NNDF is a powerful way to address multiple issues that arise from generations of economic exclusion and systemic oppression. The 2016 grant helped strengthen CDFIs as a sector, building wealth and power for Native people, which is key to increasing individual savings accounts, homeownership, entrepreneurship and access to capital.

The grant, and other investments like it, are key to building an economic ecosystem for Native people, especially those living in rural or reservation communities, who are disproportionately marginalized by mainstream economic approaches and financial systems, according to Jennings.

“When I look at the economic struggles of our priority funding communities – American Indians, people of color, the white rural poor – I see the wealth divide is getting bigger; inequality is getting bigger,” Jennings said. “There’s brain drain for rural areas, with young people leaving and economies constricting.”

Jennings says he’d like to see a greater sector-wide commitment to equity, including more Philanthropy Northwest members dedicating a portion of funding portfolios to benefit Indigenous people and organizations.



METHODOLOGY

This report is based on the analysis of two closely-related datasets from 2014 and 2016 collected by or reported to Foundation Center, now operating as Candid, by December 31, 2018:

- Analysis of the fiscal year (FY) 2016 philanthropic giving to the Northwest relies on data from 73,813 grants totaling \$2.97 billion from a national sample of 7,445 funders that awarded at least one grant of \$1,000 or more to the six-state region – Alaska, Idaho, Montana, Oregon, Washington and Wyoming.
- Analysis of the changes in giving to the Northwest between FY's 2014 and 2016 uses a matched subset of 4,253 funders so as not to distort data due to changes in the funders in each year.

Dollar amounts may represent the full authorized grant award, or the amount paid in that year, depending on how the foundation reports its activity. Similarly, FY 2014 and FY 2016 may include grants awarded in late 2013 and late 2015, respectively, depending on a foundation's fiscal calendar. Percentages are rounded to the nearest whole number, leading to some figures reflecting slightly more than 100% totals. Dollar amounts are rounded to the tenth place.

ABOUT THE DATA

What data was collected? This report includes grants data, primarily, but also foundation-administered programs, program-related investments and mission-related investments, collectively called “transactions.”⁹ The data come from:

- IRS Forms 990 and 990-PF
- Lists provided directly by funders
- Foundation websites
- Other sources (including news and press releases or via partner organizations); learn more on Candid's website at candid.org.

New since 2016, each reported transaction is now machine-coded according to Candid's Philanthropy Classification System. The change increased the number of grants in the database and provides a more comprehensive picture of the philanthropic sector.

Candid manually reviews machine-assigned codes for transactions of \$250,000 or more made by 1,000 of the largest U.S. foundations, as well as for some special projects. The automated system uses a deliberately conservative methodology to track grant recipients that primarily work with people of color by population group, focusing on:

1. Identifying the population served by the transaction.
2. If there is no beneficiary population associated with the transaction, then Candid identifies the population served by the recipient organization.

Some transactions benefit multiple population groups, such as African Americans and LatinX Americans. In these cases, the full dollar amount is allocated for each beneficiary population, since it's not possible to specify the share of support that is intended for each population group.

For detailed information about Candid's Philanthropy Classification System or to learn more about how the data were classified visit the website at taxonomy.candid.org.

U.S. COMPANIES & FOUNDATIONS REPORTING >\$1 MILLION IN NORTHWEST GRANTS

25-40 Foundation	Elbridge and Debra Stuart Family Foundation	Juan Young Trust
Alfred P. Sloan Foundation	Ellison Foundation	Juneau Community Foundation
AmazonSmile Foundation	Empire Health Foundation	Knight Foundation
American Society for the Prevention of Cruelty to Animals	Energy Foundation	Laura and John Arnold Foundation
Anderson Foundation	ExxonMobil Foundation	Laura Moore Cunningham Foundation
Apex Foundation	Ford Foundation	Lenore Hanauer Foundation
B. P. Lester & Regina John Foundation	Forest Foundation	Liberty Mutual Foundation
Bagley and Virginia Wright Foundation	Foundation For The Carolinas	Lilly Endowment Inc.
Barr Foundation	Gianforte Family Foundation	Louis L. Borick Foundation
Ben and Catherine Ivy Foundation	Gordon and Betty Moore Foundation	Madrona Hill Foundation
Ben B. Cheney Foundation	Greater Houston Community Foundation	Marguerite Casey Foundation
Biella Foundation	Greater Kansas City Community Foundation	Marie Lamfrom Charitable Foundation
Bill & Melinda Gates Foundation	Hadley and Marion Stuart Foundation	Marin Community Foundation
Bloomberg Family Foundation Inc.	Hamill Family Foundation	Mat-Su Health Foundation
Brettler Family Foundation	Harnish Foundation	May & Stanley Smith Charitable Trust
Building Changes	Harold & Arlene Schnitzer CARE Foundation	Medina Foundation
Burroughs Wellcome Fund	Hedinger Family Foundation	Medtronic Communities Foundation
Campion Foundation	Idaho Community Foundation	Meyer Memorial Trust
Carnegie Corporation of New York	Intel Foundation	Micron Technology Foundation, Inc.
Charles Koch Foundation	Islands Fund	M.J. Murdock Charitable Trust
Clark Foundation	James and Shirley Rippey Family Foundation	Montana Community Foundation
College Spark Washington	James D. and Sherry Raisbeck Foundation Trust	Montana Healthcare Foundation
Colson Family Foundation	James F. and Marion L. Miller Foundation	Nagel Foundation
Community Foundation of Tampa Bay, Inc.	Joe and Arlene Watt Foundation, Inc.	Names Family Foundation
Conrad N. Hilton Foundation	John D. and Catherine T. MacArthur Foundation	Naomi and Nehemiah Cohen Foundation
Crabby Beach Foundation	John Templeton Foundation	Nick and Leslie Hanauer Foundation
Daniels Fund	Joshua Green Foundation	Nike Foundation
Dennis & Phyllis Washington Foundation, Inc.	JPMorgan Chase	Northwest Area Foundation
Discuren Charitable Foundation		
Doris Duke Charitable Foundation		

NoVo Foundation
 Open Society Foundations
 Opportunities for
 Education Foundation
 Oregon Arts Commission
 Oregon Community
 Foundation
 PACCAR Foundation
 Patagonia
 Paul G. Allen Family
 Foundation
 Raikes Foundation
 Rasmuson Foundation
 Raynier Institute &
 Foundation
 Robert D. and Marcia H.
 Randall Charitable Trust
 Robert S. and Grayce B.
 Kerr Foundation, Inc.
 Rockefeller Philanthropy
 Advisors
 Rubens Family
 Foundation
 Sage Foundation
 Samis Foundation
 Sanders Family
 Foundation
 Scan Design By Inge &
 Jens Bruun Foundation
 Schwab Charitable
 Sea Change Foundation
 Seattle Foundation
 Selz Foundation
 Sequoia Foundation
 Shelby Cullom Davis
 Charitable Fund
 Silicon Valley Community
 Foundation
 Simons Foundation
 Social Justice Fund
 Northwest
 Stoller Family Foundation
 The Andrew W. Mellon
 Foundation
 The Annie E. Casey
 Foundation
 The Arthur M. Blank
 Family Foundation
 The Bamford Foundation
 The Bank of America
 Charitable Foundation
 The Bullitt Foundation
 The Chicago Community
 Trust
 The Coca-Cola Foundation
 The Collins Foundation
 The Dallas Foundation
 The David and Lucile
 Packard Foundation
 The Ford Family
 Foundation
 The Foster Foundation
 The Greater Tacoma
 Community Foundation
 The Harry and Jeanette
 Weinberg Foundation
 The James R. Kuse Family
 Foundation
 The John C. and Karyl Kay
 Hughes Foundation
 The John P. Ellbogen
 Foundation
 The Jon and Mary Shirley
 Foundation
 The JPB Foundation
 The Kendeda Fund
 The Kinsman Foundation
 The Kresge Foundation
 The Leona M. and Harry
 B. Helmsley Charitable
 Trust
 The Lynde and Harry
 Bradley Foundation
 The Malone Family
 Foundation
 The McMurry Foundation
 The Norcliffe Foundation
 The Offield Family
 Foundation
 The Pew Charitable Trusts
 The Robert Wood Johnson
 Foundation
 The Rockefeller
 Foundation
 The Russell Family
 Foundation
 The Schmidt Family
 Foundation
 The Shubert Foundation
 Inc
 The Stewardship
 Foundation
 The Susan Thompson
 Buffett Foundation
 The Walmart Foundation
 The Wallace Foundation
 The William and Flora
 Hewlett Foundation
 Treacy Foundation
 Turner Foundation, Inc.
 Tykeson Family Charitable
 Trust
 United Way of King
 County
 Vanguard Charitable-
 Donor Advised Fund
 Vijay and Marie Goradia
 Charitable Foundation
 W. M. Keck Foundation
 Walton Family Foundation
 Washington Research
 Foundation
 Wells Fargo Foundation
 Wilburforce Foundation
 William Lawrence &
 Blanche Hughes
 Foundation
 W.K. Kellogg Foundation
 Wollenberg Foundation
 Wyoming Community
 Foundation
 Yakima Valley Community
 Foundation

ENDNOTES

- ¹ For details about the data used or the collection and analysis procedures, please see the Methodology section in this report.
- ² See Figure: Giving to the Northwest by Population Served, 2016.
- ³ For detailed information about how Candid classified population data once they received it from grantmakers or to learn more about how any of the data were classified, visit their website at taxonomy.candid.org/.
- ⁴ The Bill & Melinda Gates Foundation support to the Northwest region includes grants to institutions working on global issues, such as PATH.
- ⁵ Figures for direct corporate giving are based on data reported to Candid for this report. Most corporate giving programs only reported their aggregated figures therefore are not included in some of the analyses.
- ⁶ Similar to our approach to support strategy and population type analyses, Candid now uses a broader approach to capturing issue-based funding. While previous analyses focused on the primary purpose of a grant's activity, the broader approach looks at both.
- ⁷ Grants may be categorized for more than one *support type*, and therefore counted more than once in these data.
- ⁸ Grants may be categorized for more than one *population type*, and therefore counted more than once in these data.
- ⁹ The data in this report includes information from the data sources described in the Methodology section. Only those organizations that responded to our requests for information or had reliable information publicly available elsewhere have been included in this report. To ensure your organization is represented in future philanthropic data reports, please visit http://bit.ly/Candid_ShareData for options on how to submit grants data or email Candid at egrants@candid.org.
- ¹⁰ Findings from this report are based on the analysis of two related datasets. While the distribution of 2016 giving to the Northwest region uses the 73,813 grants totaling \$2.97 billion awarded by a national sample of 7,445 funders awarding at least one grant of \$1,000 or more to the six-state region, the changes in giving to the region between 2014 and 2016 use a matched set of foundations that are consistent between each of those two years. Between 2014 and 2016 the composition of the set has changed which could distort year-to-year fluctuations in grant dollars targeting specific issue areas. To account for these potential distortions year to year, Candid analyzed changes in giving based on a subset of 4,253 funders to the Northwest for which we had 2014 and 2016 data.
- ¹¹ Grants may be categorized for more than one *issue area*, and therefore counted more than once in these data.
- ¹² This seems counterintuitive looking back on previous years, however, the Bill & Melinda Gates Foundation funding for health was down 24% from \$434 million to \$330 million while funding for education was up \$191 million.
- ¹³ See Figure: Giving to the Northwest by Population Type, 2016.

ACKNOWLEDGEMENTS

Trends in Northwest Giving 2019 is a joint project of Philanthropy Northwest and Foundation Center, now known as Candid.

Data processing, research and analysis conducted by Reina Mukai (of Candid, formerly Foundation Center) in conjunction with Paul Kim (formerly with Philanthropy Northwest). Report strategy and production guidance provided by Philanthropy Northwest staff: Kiran Ahuja, Danielle Crystal, Megan Fairweather, Lyn Hunter, Anjana Pandey and Karen Westing. Funder interviews, writing and editing provided by Caitlin Copple Masingill of Full Swing Public Relations.

Graphic design and layout by Asha Hossain Design, LLC.



2101 Fourth Avenue, Suite 650
Seattle, WA 98121
(877) 769-2752
philanthropynw.org

Candid.

32 Old Slip, 24th Floor
New York, NY 10005
(212) 620-4230
candid.org