

Circle Time Lessons & Centers

Unit
overview

Day 1 Hey Diddle, Diddle

Introduce the nursery rhyme:
Hey Diddle, Diddle

Recite the nursery rhyme. Reenact the rhyme using storytelling props and character name tags.

Hey, Diddle, Diddle
Nursery Rhyme

A nursery rhyme is a traditional rhyming poem or song. Teaching nursery rhymes helps young children to develop auditory skills and helps with speech development.

Objective:

- The students will develop listening and speaking skills by reciting a poem.

Activities:

- Read the poem to the students and invite the children to join you in reading it again. Point to each of the characters as you read.
- Act out the nursery rhyme by assigning the role play name tags to each child. Use props to act out the poem as the rest of the class recites.

Day 2 Listening Practice

Recite the nursery rhyme using different positional words.

Hey, Diddle, Diddle
Listening Practice & Position Words

Practicing active listening develops communication and problem-solving skills. Incorporate these with a fun movement activity.

Objective:

- The students will develop listening skills by listening with increasing attention to directions.

Activities:

- Give a moon picture for each child. Either print them with colored ink, or print the B&W copies onto colored paper.
- Students place their moon on the ground. Recite the poem, making sure to include the action on the card.

Day 3 Rhyming Sort

Sort the pictures into different rhyming groups.

Hey, Diddle, Diddle
Rhyming Sort

Rhyming is an essential skill for young children. Rhyming helps children improve their oral language ability and is a building block for young readers.

Objective:

- The students will identify rhyming words.

Activity:

- Identify each picture with the students, then give a card to each child. Students will decide if it rhymes with cat, dog, dish or spoon and place it under the correct heading card. For younger children, start with 2 heading cards.

Day 4 Carpet Game

Practice number recognition with a fun carpet game. Teach the ASL sign for moon.

Hey, Diddle, Diddle
Number Identification Carpet Game

Math skills are the foundation for logic and critical thinking. Number sense is the first step in math awareness.

Objective:

- The students will identify numbers.

Activity:

- Play the Hey Diddle, Diddle number identification game.

To Play the Game:

- Line up the pictures of the cows. (Place the right number of spots on each cow.)
- Identify the number of spots and recite the rhyme.
- Place the cow and recite the rhyme.

Center Counting Game

Count the dots and match the spoons to the corresponding number on the dishes.

Hey, Diddle, Diddle
Counting File Folder Game

Objective:

- The students will count and recognize numbers.

Activity:

- Display the picture cards. Give the large pictures (first 2 pages) inside a file folder. Cut and laminate the smaller pictures.
- Students will count and choose the correct number.

Bonus Take Home Mini Book

Foldable emergent reader book.

Take-Home Mini Book
Foldable Emergent Readers

- Print a poem for each child.
- Fold the page into fourths - landscape first, then portrait. (You might give the page together for younger children.)
- Invite students to point to the words and recite the memorized poem.

Hey, Diddle, Diddle

Nursery Rhyme

Day 1
Lesson
Plans



A nursery rhyme is a traditional rhyming poem or song. Teaching nursery rhymes helps young children to develop auditory skills and helps with speech development.

Objective:

- The students will develop listening and speaking skills by reciting a poem.

Activities:

1. Read the poem to the students and invite the children to join you in reading it again. Point to each of the characters as you read.
2. Act out the nursery rhyme by assigning the role play name tags to each child. Use props to act out the poem as the rest of the class recites it.



Hey, Diddle, Diddle

Listening Practice & Position Words

Day 2
lesson
plans

Practicing active listening develops communication and problem-solving skills. Incorporate these with a fun movement activity.

Objective:

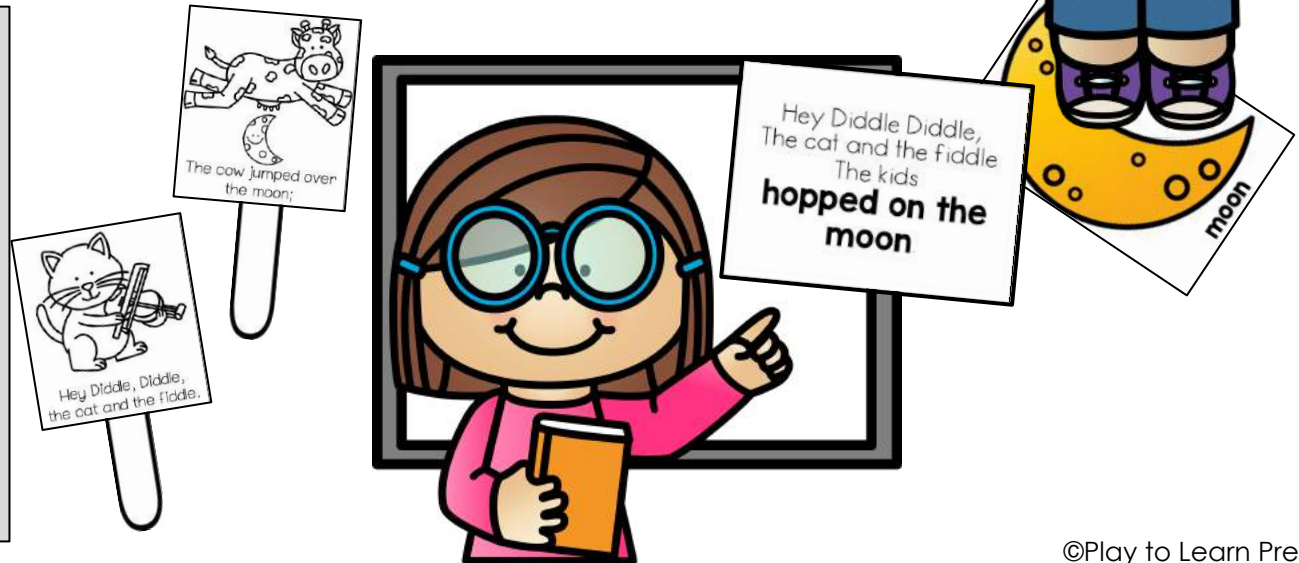
- The students will develop listening skills by listening with increasing attention to directions.

Activities:

1. Copy a moon picture for each child. Either print them with colored ink, or print the B&W copies onto colored paper.
2. Students place their moon on the ground. Recite the poem as students perform the action on the card.

Extension Idea:

Create retelling character sticks. Print a page of characters for each student. Have students color their characters and cut them out. Cut out the pictures for the younger students. Attach the pictures to craft sticks. Recite the rhyme as students use their puppets to retell the story.



Hey, Diddle, Diddle

Day 3
Lesson
Plans

Rhyming is an essential skill for young children. Rhyming helps children improve their oral language ability and is a building block for young readers.

Objective:

- The students will identify rhyming words.














Activity:

- Identify each picture with the students, then give a card to each child. Students will decide if it rhymes with cat, dog, dish or spoon and place it under the correct heading card. For younger children, start with 2 heading cards.

Extension Idea:

The fiddle is a musical instrument. Students can make their own instrument! A box with an elastic band makes a great noise. Tupperware boxes with dry beans can make a drum. Straws taped together could make a harmonica. Ask the students what ideas they have to make their own instrument.

What rhymes with.....?

 cat	 dish	 dog	 spoon	
 bat	 polish	 hog	 balloon	
 log	 hat	 wish	 frog	 moon

Hey, Diddle, Diddle

Number Identification Carpet Game

Day 4
Lesson
Plans

Math skills are the foundation for logic and critical thinking. Number sense is the first step in math awareness.

Objective:

- The students will identify numbers.

Activity:

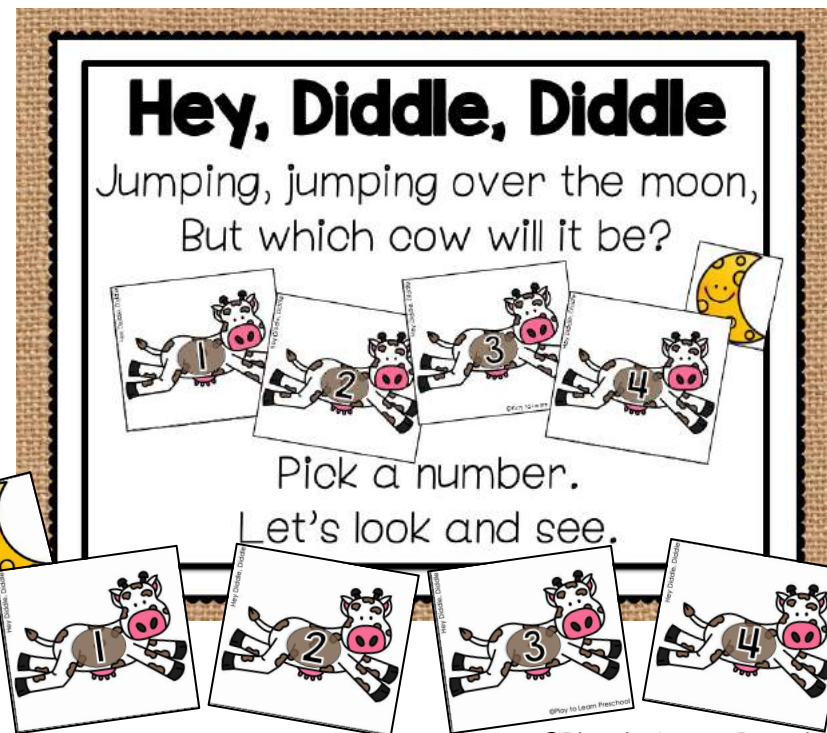
1. Play the Hey Diddle, Diddle number identification game.

To Play the Game:

- Line up the pictures of the cows. (Pick the right number of cards for your students.) Identify the numbers together.
- Hide the moon under one of the cows and recite the poem to find it.
- Children guess where the moon is hiding by identifying the number.

Extension Idea:

Teach the ASL sign for **moon**. Make your thumb and index finger into a C- shape, while keeping your other fingers curled. Move the C shape from your eye and move it up and away from your body.



Hey, Diddle, Diddle

Counting File Folder Game

Math
Center


Objective:

- The students will count and recognize numbers.


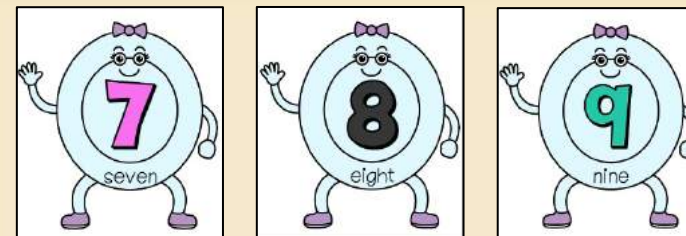

Activity:

- Copy the picture cards. Glue the large pictures (first 2 pages) inside a file folder. Cut and laminate the smaller pictures.
- Students will count and choose the correct number.

Counting



Counting



Take-Home Mini Book

Foldable Emergent Readers

1. Print a poem for each child.
2. Fold the page into fourths – landscape first, then portrait. (You might glue the page together for younger children.)
3. Invite students to point to the words and recite the memorized poem.

