



Flora of Australia

Restionaceae R.Br.

Author: null

Cite this profile as: (2018) Restionaceae. In: Flora of Australia. Australian Biological Resources Study, Department of the Environment and Energy, Canberra. <https://profiles.ala.org.au/opus/foa/profile/Restionaceae> [Date Accessed: 19 April 2019]

Generated on Fri Apr 19, 2019

Copyright

© Copyright Commonwealth of Australia, 2019

The material in this profile is protected by copyright laws and may be used as permitted under the Copyright Act 1968 or in accordance with licences granted by the copyright owner.

Your right to use images and maps or to permit others to use these is subject to the terms of the licence that the contributor of them has applied to the image or map. Information on copyright in images is set out in the Acknowledgements section and through the ALA site at <http://www.ala.org.au/faq/using-images-found-on-the-ala/>. Text used in this profile has been contributed by the editors and others identified. Unless permitted by the copyright owner, you may download or print a single copy of this material for your own information, research or study.

You may not remove any copyright or other notices appearing in this profile.

No rights are granted to the Commonwealth Coat of Arms or to any logos or trade marks.

Please contact ALA at support@ala.org.au if you believe material in this profile infringes any rights or breaches any contract or licence obligations.

License

All material CC-BY unless otherwise stated.

ISSN: 22077820

Profile Updated: Sun Aug 26, 2018 12:23 PM +10:00

Version: 1

Cite this profile as: (2018) Restionaceae. In: Flora of Australia. Australian Biological Resources Study, Department of the Environment and Energy, Canberra. <https://profiles.ala.org.au/opus/foa/profile/Restionaceae> [Date Accessed: 19 April 2019]

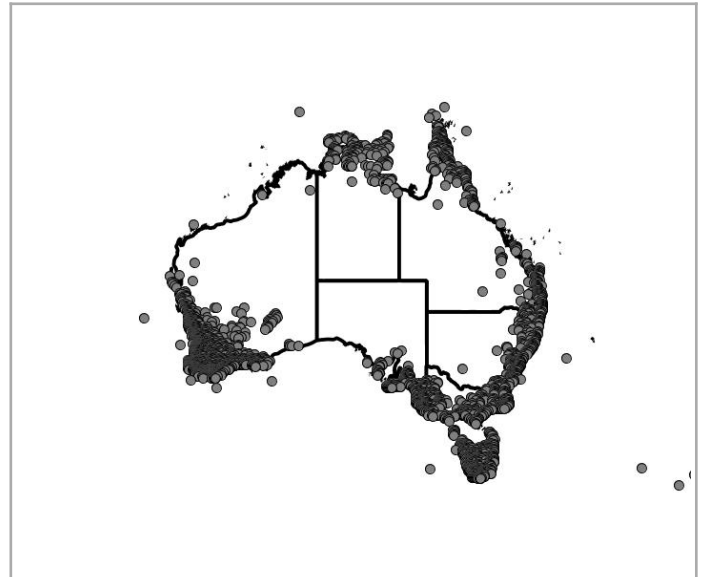
Profile permalink:

<https://profiles.ala.org.au/opus/foa/profile/1d145d11-0c0a-46ab-af8d-64ab6b9cc578>



Restionaceae R.Br.

- Brown, R. (1810) , *Prodromus florae Novae Hollandiae et insulae Van-Diemen, exhibens characteres plantarum quas annis 1802-1805* : 243



Images



Fig. 1: '*Baloskion fimbriatum*' by Fagg, M. (© Fagg, M.)



Fig. 2: '*Restio australis*' by Fagg, M. (© Australian National Botanic Gardens)





Fig. 3: '*Empodisma minus*' by Fagg, M. (© Fagg, M.)




Fig. 4: '*Lepyrodia glauca*' by Thiele, K.R. (© Thiele, K.R.)



Fig. 5: '*Baloskion stenocoleum*' by Fagg, M. (© Fagg, M.)



Fig. 6: '*Hypolaena fastigiata*' by Fagg, M. (© Fagg, M.)



Fig. 7: '*Leptocarpus tenax*' by Fagg, M. (© Fagg, M.)



Fig. 8: '*Calorophus elongatus*' by Fagg, M. (© Fagg, M.)





Fig. 9: '*Meeboldina denmarkica*' by Thiele, K.R. (© Thiele, K.R.)

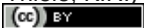


Fig. 10: '*Dielsia stenostachya*' by Thiele, K.R. (© Thiele, K.R.)



Fig. 11: '*Restio australis*' by Fagg, M. (© Director of National Parks)




Fig. 12: '*Empodisma minus*' by Totterdell C (© Director of National Parks)



Fig. 13: '*Empodisma minus*' by Totterdell C (© Australian National Botanic Gardens)



Fig. 14: '*Sporadanthus rivularis*' by Thiele, K.R. (© Thiele, K.R.)





Fig. 15: '*Chaetanthus aristatus*' by Thiele, K.R. (© Thiele, K.R.)

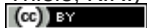


Fig. 16: '*Baloskion fimbriatum*' by Fagg, M. (© Fagg, M.)



Fig. 17: '*Loxocarya*' by Crisp, M. (© Director of National Parks)



Fig. 18: '*Baloskion stenocoleum*' by Fagg, M. (© Fagg, M.)



Fig. 19: '*Lepidobolus preissianus*' by Thiele, K.R. (© Thiele, K.R.)



Fig. 20: '*Baloskion stenocoleum*' by Fagg, M. (© Fagg, M.)



Flowering plants of Australia Restionaceae key

Modified from: **Linder, H.P.; Briggs, B.G.; Johnson, L.A.S.** (1998). Restionaceae. In: *The Families and Genera of Vascular Plants* 4, pp. 425-445. Springer-Verlag, Berlin.

1	Flowers not in spikelets, culms not striate	2
1	Flowers in spikelets; culms striate or not striate	5
2	Ovary 1-locular; styluli 3	3
2	Ovary 3-locular or if 1-locular, then style 1	4
3	Rhizomatous, the rhizome pubescent; culms simple	Winifredia: Winifredia sola
3	Caespitose, the base glabrous; culms branched	Calorophus
4	Culm pith cavity circular; stomates scattered on culms; leaf sheaths striate; ovary 3-locular	Lepyrodia
4	Culm pith cavity angular; stomates arranged in horizontal bands on culms; leaf sheaths not striate; ovary 1-3-locular	Sporadanthus
5	Fruit indehiscent	6
5	Fruit dehiscent	22
6	Style 1	7
6	Styluli 2 or 3	14
7	Monoecious with male spikelets terminating culms, female spikelets in lower axils	Coleocarya: Coleocarya gracilis
7	Dioecious	8
8	Culms simple	9
8	Culms branching	13
9	Culm sheaths lacking or culms with 1-3 persistent sheaths	10
9	Culm sheaths more than 3	12
10	Culms densely pubescent; male spikelets 2-7-flowered	Kulinia: Kulinia eludens
10	Culms glabrous; male spikelets many-flowered	11
11	Culms strongly flattened	Catacolea: Catacolea enodis
11	Culms not flattened	Onychosepalum
12	Culm sheaths caducous; culm with 1 central cavity or culm solid	Lepidobolus
12	Culm sheaths persistent; culm with 5 or more cavities in the pith	Harperia
13	Culm with 1 central cavity; male spikelets 1-many flowered	Desmocladius
13	Culm with 5 or more cavities in the pith; male spikelets many-flowered	Harperia
14	Leaf lamina reflexed from the sheath; culms not striate, glabrous, branched	Empodisma
14	Lamina absent or not reflexed; culms mostly striate, glabrous or hairy, simple or branched	15
15	Female flowers subterranean except for styluli and stigmas which emerge above ground level; rhizome and culm bases sheathed by glossy scales; rhizomes long	Alexgeorgea

	and slender	
15	Female flowers not subterranean; rhizome and culm bases sheathed by dull or glossy scales; rhizomes long or short or plant caespitose	16
16	Pericarp of nut woody	Hypolaena
16	Pericarp of nut thin-textured	17
17	Female flowers in distinct spikelets, spikelets not compound, with no bracts between the flower and subtending glume; flowers dorsiventrally flattened with winged lateral tepals	Leptocarpus
17	Female flowers in large clusters without distinct spikelet structure or in compound spikelets with small bracts between the flower and subtending glume; flowers not dorsiventrally flattened (sometimes laterally flattened)	18
18	Male flowers with a swollen base; females with clusters of 3-5 flowers crowded into larger aggregations; culms simple below the inflorescence	19
18	Male flowers without a swollen base, female spikelets distinct or females crowded into large aggregations; culms simple or branched	20
19	Fruiting perianth with awns or slender tepals much longer than the fruit	Chaetanthus
19	Fruiting perianth less than 2 times as long as fruit	Apodasmia
20	Female flowers in clusters of 3-5 crowded into larger aggregations (without conspicuous spikelet structure); male inflorescences appearing similar to the females and with exserted anthers or of distinct pendulous spikelets with non-exserted anthers	Dapsilanthus
20	Female flowers in distinct spikelets (compound spikelets); male and female inflorescences very different in appearance; male spikelets pendulous and anthers not exserted	21
21	Female spikelets (compound spikelets) very slender, 1-2-flowered; culms much branched	Stenotalis: Stenotalis ramosissima
21	Female spikelets (compound spikelets) not very slender, several- or many-flowered; culms branched or simple	Meeboldina
22	Chlorenchyma not interrupted by pillar cells, girders or enlarged epidermal cells; culm usually not striate	23
22	Chlorenchyma interrupted by pillar cells, girders or enlarged epidermal cells; culm usually striate	24
23	Flower attached to glume; capsule falling with glume and perianth attached; female flowers with 4 tepals; seeds smooth	Baloskion
23	Flower not attached to glume; capsule not falling at seed dispersal; female flowers with 6 tepals; seeds striate with longitudinal lines of convex cells	Chordifex
24	Female spikelets with 1 flower	25
24	Female spikelets with more than 1 flower	26
25	Culms dimorphic with fertile culms erect but sterile culms more branched and flexuose; style-branches 2; plants without common and conspicuous galls	Loxocarya
25	Culms all much branched; style-branches mostly 3; commonly with large galls that resemble much enlarged spikelets	Taraxis: Taraxis grossa
26	Female spikelet structure not conspicuous, the glumes scarcely overlapping, not forming a compact spikelet; culms repeatedly branched	Tyrbastes: Tyrbastes glaucescens
26	Female spikelet structure conspicuous (multi-glumed spikelets with overlapping glumes), culms simple or branched	27
27	Culms flattened	28
27	Culms terete	30
28	Male flowers with 2 stamens; anthers exserted; female flowers with 4 tepals	Eurychorda: Eurychorda complanata

28	Male flowers with 3 stamens; anthers not exerted; female flowers with 6 tepals	29
29	Ovary 3-locular; styluli 3; seed surface of subangular or slightly lobed cells in an irregular pattern	Platychora
29	Ovary 2-locular; styluli 2; seed surface of rhombic cells in longitudinal lines	Tremulina
30	Male and female spikelets more than 10 mm long	31
30	Spikelets less than 10 mm long	32
31	Spikelets ovoid, more than 3 mm dim.; glumes rigid and black	Melanostachya: Melanostachya ustulata
31	Spikelets cylindrical, less than 3 mm diam; glumes scarious-membranous	Dielsia: Dielsia stenostachya
32	Chlorenchyma interrupted by pillar cells; (in all except C. microcodon) male spikelets erect and anthers exerted	Chordifex
32	Chlorenchyma interrupted by enlarged epidermal cells; male spikelets pendulous and anthers not exerted	Cytogonidium: Cytogonidium leptocarpoides

Acknowledgements

Author(s)

Phillip Kodela

