

LIGHT UP YOUR IMAGINATION



Manfrotto
Imagine More

LIGHTING
Lights,
Lighting
supports &
Background
solutions



Imagine

IMAGINATION

The inspiration and foundation for every breathtaking image we have ever seen, and ever will see.

Filling our world with amazing and vital images from exquisite vistas to powerful portraits, from the style-bible looks of the fashionista, to the action freeze frame and the quiet still life.

Images that are striking, kaleidoscopic, universal.

So with passion, intellect and commitment, we have created a foundation of our own: a foundation on which every imagist from the social recorder to the professional nature journalist, the anarchic film maker and the hobbyist who dreams can build and realize the four corners of their imagination.

SHAPING
ELEVATING
INFORMING
SHARING

Supporting exceptional imaging through a global community of passionate and committed people from the full spectrum of imagist: amateurs, hobbyists, professionals, specialists and experts.

So all that's left for you to do is...

MoreTM



Manfrotto
Imagine More

The Manfrotto Imagine More new product collection includes photo supports, video supports, lights and lighting supports, bags, apparel, which join together to offer photographers worldwide the complete assortment of shooting accessories.



Come and join us on manfrotto.com

THE HISTORY

Lino Manfrotto was a photo reporter in Bassano del Grappa for *Il Gazzettino* and *Il Giornale di Vicenza* during the late 1960s. He was also engaged, however, in industrial and advertising photography. At the time, the photographer's studio equipment was cumbersome, heavy and did not facilitate the work of professionals. The market offered a wide range of studio flash-units and quartz illuminators, but completely neglected basic accessories such as stands, booms and clamps. Lino Manfrotto saw the gap in the market and, with the help of a partner, he created his first products, including a light and sturdy lamp stand that was finally high enough.

During the first couple of years, Lino produced just a few pieces upon the requests of photographer friends. Later he decided to market the products on an international level, obtaining the first significant order from a Swiss distributor. The garage developed into a production workshop, and was the original manufacturing site for the first booms, telescopic rods and other stands.

In 1972 Lino Manfrotto met Gilberto Battocchio, a technician working for a Bassano mechanical firm. Battocchio turned the product solutions required by Lino Manfrotto into three-dimensional reality. The two made a great team, and within just a few short years a leading enterprise on a global level was established.



In 1974 the first Manfrotto tripod was launched. Innovative, light and versatile, Manfrotto tripods and stands achieved distinction in all of the markets. Products such as the Superboom, Autopole®, and Super Clamp® became an important part of every photographic studio in the world. The Group grew, and in 1986 Manfrotto, already with 6 plants in Bassano, landed in Feltre in the industrial zone of Villapaiera, establishing 5 plants in the space of two years.

Top-level persons, pioneering and excellent products, strong, globally recognized brands and a vast distribution in 140 countries attracted the interest of international investors. In 1989 the entire Lino Manfrotto shareholding was sold to the British Vitec Group plc, a multinational group listed on the London Stock Exchange and operating in the broadcasting sector.

Lino and Gilberto are still in group management and continue to provide invaluable support to Manfrotto and the professional photographer and videographer sector.

Manfrotto product collections is dedicated to responding and anticipating the needs of the most dedicated and passionate photographers around the world.



Manfrotto offers the widest and most professional choice of lighting solutions to serve the photographic, broadcast and entertainment industries.

The company's unrivalled experience combines revolutionary concepts and innovative design with advanced production technology, ensuring quality products that are unmatched for performance and value.

Contents

4	LED LIGHTING
12	STANDS
44	LIGHTING BOOMS & BOOM STANDS
54	AUTOPOLE SYSTEM
60	CLAMPS
74	ARMS & KITS
88	STILL LIFE
98	BACKGROUND PAPERS & SUPPORT SYSTEMS
108	SKY TRACK SYSTEM
126	ADAPTERS
132	INDEX

LED Lighting



Manfrotto introduces a new line of LED lights for SLR cameras.
Core LED technological benefits are:

- Video-photo applications thanks to the hybrid function
- Stable 6000°K color temperature
- Low consumptions
- Lasting & Durable

The range is tailored on the new video SLR cameras, considering of course the different needs based on the different cameras, from the simple and compact Pocket all the way to the very professional Maxima or Aura.

In a market running fast, Manfrotto has decided to run faster.




NEW

POCKET ML120

- "Always on" portable light
- Attractive and distinguishing
- Versatile, works also as an emergency light
- 12 LED
- On-Off Switch
- AAA batteries
- Shoe mount/bracket included
- Color temperature: 6000°K
- Power of light beam: 120 LUX at 1m

The Pocket is the smaller of the range, ultralight, compact, still with the quality output of the professional panels, 6000°K sunlight. It's tailor made on the new 4/3" cameras, compact hybrid SLR cameras and more in general is suitable with compact cameras with video capability. Pocket includes a flash attachment at the bottom and a bracket in order to attach it to cameras without a flash attachment. The light has 1 AAA battery in order to accommodate the design. The dimmer is an on-offswitch. Pocket can also be used as an add-on light, stacking it to Midi/Midi Plus and Maxima.



MINI LED LIGHTING




NEW

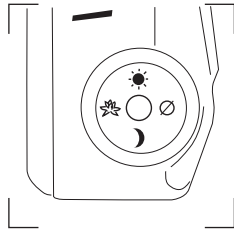
MINI ML240

- **Ultra lightweight.** Few grams of high quality light beam
- **24 LED**
- **Icon Dimmer.** Intuitive commands explained by application (e.g. Full power-Darkness; 2/3 power Macro; 1/3 good light situation)
- **Color temperature: 6000°K**
- **Power of light beam: 200 LUX at 1m**
- **AAA batteries**
- **Shoe mount included**
- **Backlite 3200°K LED**

The Mini is ultralight, compact, has the great quality output, 6000°K sunlight, of the professional panels but in a 24 LED panel. It's tailor made on the new 4/3" cameras, compact hybrid SLR cameras and more in general is suitable with compact cameras with video capability. The Mini includes a flash attachment in order to attach it to the hot shoe of your camera. The light has AAA batteries in order to accommodate the design. A backlite LED at 3200°K is included on the right bottom side of the case in order to light up the camera commands when shooting in darkness. The icon dimmer makes easier to understand what light output you are looking for depending on the application (0-100% dimmability). Mini can also be used as an add-on light, stacking it to Midi/Midi Plus and Maxima.



3200°K backlite for illuminating the camera controls.



Icon dimmer, easy to operate, gives anyway 100% power control.



NEW

MIDI ML360

- 36 LEDs
- Index Dimmer. 0-100% power control
- Color temperature: 6000°K
- Power of light beam: 360 LUX at 1m
- AAA batteries
- Ball Mount included
- Backlite 3200°K
- DUO position (vertical-horizontal)
- Stackable

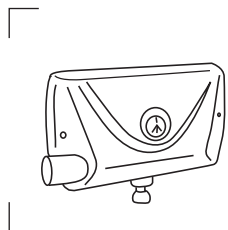
The Midi is a 36 LED panel with high quality output, 6000°K sunlight. This is an evolved and performing light to be mounted on your video SLR camera. It comes with a ball head mount developed in Manfrotto that allows to attach the light either on the hot shoe of your camera, on a photo head (3/8" threading), on a light stand (3/8" threading). Midi features also the "DUO" position, meaning that the light has two different female flash attachments on the body of the light itself, in this way you can attach the light either in vertical or horizontal position; also, very important to mention, you can stack more than one Manfrotto LED panel in order to increase the total light output. A backlite LED at 3200°K is included on the right bottom side of the case in order to light up the camera commands when shooting in darkness. The dimmer in the Midi is an index one (0-100% dimmability).

NEW

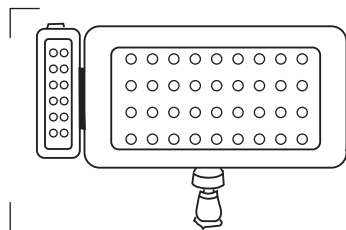
MIDI HYBRID ML360H

- Hybrid Function. Flash function (4X brighter than the continuous LED=2STOP)
- Same set of features of the MIDI ML360


The Midi Hybrid is tailor made on the new hybrid SLR cameras thanks to the quality of the beam and introduces the hybrid function, switching from a continuous beam to a flash with 4X output compared to the continuous output. In this way your LED panel can provide a continuous light when shooting video but adds also the flash capability for switching to the photo mode. In addition to the flash mode, the MIDI Flash has all the features included into the MIDI version.



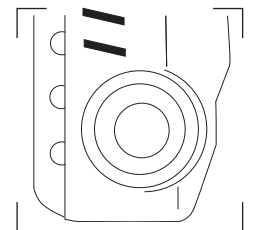
DUO function thanks to the double flash female attachment on the case of the light.



Stackable thanks to the double flash female attachment on the case of the light.



3200°K backlite for illuminating the camera controls.



Index dimmer for 100% power control.

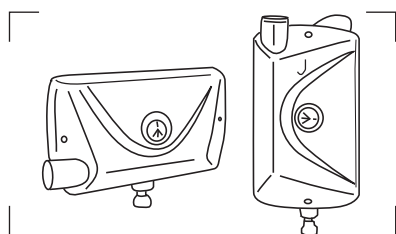


NEW

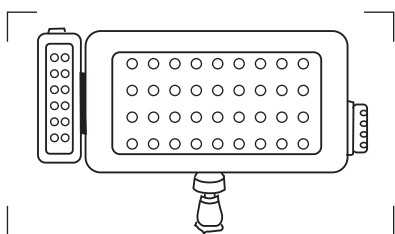
MIDI PLUS ML360HP

- **Hybrid Function.** Flash function (4X brighter than the continuous LED=2STOP)
- **36 LEDs**
- **Index Dimmer.** 0-100% power control
- **Color temperature: 6000°K**
- **Power of light beam: 360 LUX at 1m**
- **Lithium Batteries** Built in batteries
- **Accessorizable** Gels and diffuser are included, to change color temperature and flood of light
- **Ball Mount included**
- **Backlite 3200°K**
- **DUO position (vertical-horizontal)**
- **Stackable**


The Midi Plus is a 36 LED panel with high quality output, 6000°K sunlight. This is an evolved and performing light to be mounted on your video SLR camera. It's tailor made on the new hybrid SLR cameras thanks to the quality of the beam and introduces the hybrid function, switching from a continuous beam to a flash with 4X output compared to the continuous output. In this way your LED panel can provide a continuous light when shooting video but adds also the flash capability for switching to the photo mode. The light has a lithium built in rechargeable battery. It comes with a ball head mount developed in Manfrotto that allows to attach the light either on the hot shoe of your camera, on a photo head (3/8 threading), on a light stand (3/8 threading). Midi Plus features also the "DUO" position, meaning that the light has two female flash attachments on the body of the light itself, in this way you can attach the light either in vertical or horizontal position; also, very important to mention, you can stack more than one Manfrotto LED panel in order to increase the total light output. A backlite LED at 3200°K is included on the right bottom side of the case in order to light up the camera commands when shooting in darkness. The dimmer in the Midi is an index one (0-100% dimmability). The light comes also with a set of diffuser and gels in order to soften the light output or to change the color temperature to warmer colors.



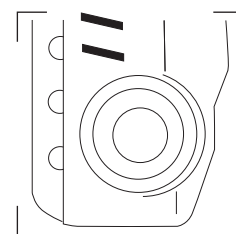
DUO function thanks to the double flash female attachment on the case of the light.



Stackable thanks to the double flash female attachment on the case of the light.



3200°K backlite for illuminating the camera controls.



Index dimmer for 100% power control.

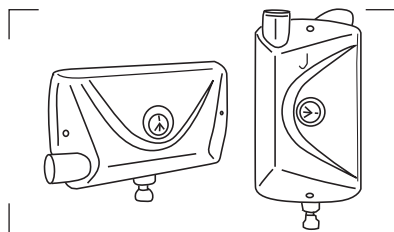


NEW

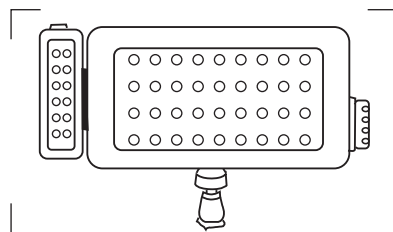
MAXIMA ML840H

- **Hybrid Function.** Flash function, up to 4X brighter light than the continuous
- **84 LEDs**
- **Index Dimmer.** 0-100% power control
- **Color temperature: 6000°K**
- **Power of light beam: 670 LUX at 1m**
- **Lithium Batteries**
- **Accessorizable** Gels and diffuser are included, to change color temperature and flood of light
- **Ball Mount Included**
- **Backlite 3200°K LED**
- **DUO position - vertical and horizontal**
- **Stackable**


The Maxima is the top of the line in the “on camera” LED panels range. It is an 84 LED panel with high quality output, 6000°K sunlight. This is an evolved and performing light to be mounted on your video SLR camera. It’s tailor made on the new hybrid SLR cameras thanks to the quality of the beam and introduces the hybrid function, switching from a continuous beam to a flash with 4X output compared to the continuous output. In this way your LED panel can provide a continuous light when shooting video but adds also the flash capability for switching to the photo mode. The light has a lithium built in rechargeable battery. It comes with a ball head mount developed in Manfrotto that allows to attach the light either on the hot shoe of your camera, on a photo head (3/8 threading), on a light stand (3/8 threading). Maxima features also the “DUO” position, meaning that the light has two different female flash attachments on the body of the light itself, in this way you can attach the light either in vertical or horizontal position; also, very important to mention, you can stack more than one Manfrotto LED panel in order to increase the total light output. A backlite LED at 3200°K is included in order to light up the camera commands when shooting in darkness. The dimmer in the Midi is an index one (0-100% dimmability). The light comes also with a set of diffuser and gels in order to soften the light output or to change the color temperature to warmer colors.



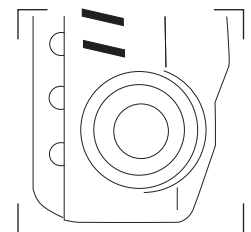
DUO function thanks to the double flash female attachment on the case of the light.



Stackable thanks to the double flash female attachment on the case of the light.



3200°K backlite for illuminating the camera controls.



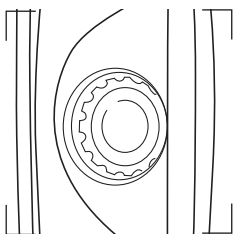
Index dimmer for 100% power control.

**NEW**

AURA ML480H

- **Hybrid Function.** (4X brighter than the continuous LED=2STOP)
- **48 LEDs**
- **Index Dimmer.** 0-100% power control
- **Color temperature: 6000°K**
- **Accessorizable.** Step down ring adapters for different lens diameters
- **Replaceable batteries (3 AAA batteries to accommodate design)**

Aura is a 48 LED beauty ringlight with high quality output, 6000°K sunlight. This is an evolved and performing light to be mounted on your video SLR camera. It's tailor made on the new hybrid SLR cameras thanks to the quality of the beam and introduces the hybrid function, switching from a continuous beam to a flash with 4X output compared to the continuous output. In this way your LED panel can provide a continuous light when shooting video but adds also the flash capability for switching to the photo mode. The light has 3 AAA batteries in order to accommodate the design. The dimmer in the Midi is an index one (0-100% dimmability). The light comes also with a set of step down ring adapters in order to adapt different diameters of different lenses.



Index dimmer for 100% power control.

Stands



Manfrotto's range of stands consists of several product families which differ in design and materials depending both on the applications they are intended for and on the light type they have to support. These supports can be distinguished by the materials they are made of (aluminum or steel) and two tubing technologies (electrowelding or extrusion). Special attention has been paid to multiple technical solutions like pneumatic damping and levelling legs. The existing versions allow for extensions between 21cm and 550cm, with payloads between 1.5kg and 200kg.



BABY LIGHTWEIGHT STANDS



A stronger and more ergonomic handle helps you while securing stands into the operating position.



Just a click away from your baby. Push on the new locking device and detach one stand, ready to go.



Anti-rotation 3/8" top screw fixing, plus 1/4" adapter for matching any requirement.

Excellent protection against corrosion and wear is ensured by aluminium anodization.

Versions featuring air cushioning for preventing damage to the lighting fixture during column retraction.



A new bi-injection casting provides the photographer with a better ergonomic grip.






MINI BACKLITE BASE FEMALE ATTACHMENT 003MF

The hole at the end of each leg enables the user to nail the stand to the floor, hang it on a wall or fix it to the ceiling.



MINI BACKLITE BASE MALE ATTACHMENT 003M

Same as 003MF but with 16mm male attachment (Type 22).




BACKLITE BASE 003

Fold away base.



BLACK STEEL BACKLITE STAND 1012B

Black steel base with detachable aluminium column. 2 sections, 1 riser. Ø: 22, 19mm. Solid flat legs: 20x5mm. A versatile stand allowing fixtures to mount on the ground or on the included pole for extra height.



BLACK ALU NANO STAND 5001B

Aluminium stand. 5 sections, 4 risers. Ø: 25, 22, 19, 16, 13mm. Solid flat legs 15x5mm. An ideal stand for kits due to its compact design.



BLACK ALU LOW MINI PRO STAND 156BLB

Aluminium stand. 4 sections, 3 risers. Ø: 25, 22, 19, 16mm. Leg Ø: 16mm. Perfect for background lights.













ADAPTO

BLACK ALU AIR CUSHIONED MINI COMPACT STAND 1051BAC

Aluminium stand, air cushioned. 4 sections, 3 risers.
 Ø: 25, 22, 19, 16mm. Leg Ø: 19mm.

-  75cm
-  211cm
-  67cm
-  70cm
-  1kg
-  4kg
-  Type 19
+ Adapter Art. 015
-  017

BLACK ALU AIR CUSHIONED MINI COMPACT STAND IN 3-PACK 1051BAC-3

Not illustrated

Same as 1051BAC, available in 3-pack.



BLACK ALU POLE FOR BACKLITE STAND 1122B

2 section (Ø 22, 19mm) aluminium pole.
 Minimum height: 47cm. Maximum height: 74.5cm.

-  0.34kg
-  Top type 18
-  Bottom type 19

ADAPTO

Material alternatives are crucial to provide high performance and light weight.

Adapto® is the new material specifically developed by Manfrotto for both collars and spider castings of the 1051BAC MINI COMPACT STAND and the 1052BAC COMPACT STAND.

Adapto® is a special technical polymer that is comparable to aluminium in strength, but is 50% lighter. Adapto® is an ideal material for photo imaging equipment as it has superb resistance to extreme temperatures and will not corrode or oxidize. Additionally, Adapto® is an excellent vibration absorption material, making our equipment the ultimate in vibration free shots.









New Adapto® collars are made from a single locking component, ensuring better performance and easier maintenance.



ADAPTO

BLACK ALU AIR CUSHIONED COMPACT STAND 1052BAC

Aluminium stand, air cushioned. 3 sections, 2 risers.
 Ø: 25, 22, 19mm. Leg Ø: 19mm.

-  101cm
-  237cm
-  86cm
-  109cm
-  1.2kg
-  5kg
-  Type 19
+ Adapter Art. 015
-  017

BLACK ALU AIR CUSHIONED COMPACT STAND IN 3-PACK 1052BAC-3

Not illustrated

Same as 1052BAC, available in 3-pack.



BLACK ALU AIR CUSHIONED MASTER STAND 1004BAC

Aluminium stand, air cushioned. 4 sections, 3 risers.
 Ø: 35, 30, 25, 20mm. Leg Ø: 22mm.

124cm	366cm	107cm	106cm
3kg	9kg	Type 19 + Adapter Art. 015	018

BLACK ALU AIR CUSHIONED MINI MASTER STAND IN 3-PACK 1004BAC-3

Not illustrated

Same as 1004BAC, available in 3-pack.



BLACK ALU BABY STAND EXTENSION 1099B

3 section (Ø 25, 22, 19mm) aluminium extension.
 Minimum height: 90cm. Maximum height: 223cm.

0.7kg	Top type 19	Bottom type 1



BABY LIGHTWEIGHT STANDS

With the piling system portability is at the essence! Cling them together and save a lot of room in the studio or carry them in a compact case to easily bring them with you for outdoor shooting. The new baby is now able to stand up on its own even when it's closed.



BLACK ALU AIR CUSHIONED RANKER STAND 1005BAC

Aluminium stand, air cushioned. 3 sections, 2 risers.
 Ø: 35, 30, 25mm. Leg Ø: 22mm.

118cm	273cm	100cm	106cm
2kg	10kg	Type 25 + Spigot Art. 013	018

BLACK ALU AIR CUSHIONED MINI RANKER STAND IN 3-PACK 1005BAC-3

Not illustrated

Same as 1005BAC, available in 3-pack.



28mm die cast aluminium socket together with a 16mm stud.



Double braced legs for better stability, resistance and safety.



All versions feature levelling leg for better stability.












All stands in the series can be equipped with wheels either braked wheels.



BLACK ALU STAND 008BU










Black aluminium stand. 2 sections, 1 riser.
 Ø: 35, 30mm. Leg Ø: 22mm. 1 levelling leg.

- 
 131cm
- 
 212cm
- 
 112cm
- 
 118cm
- 
 4.2kg
- 
 15kg
- 
 3kg@212cm
- 
 Type 14
- 
 109, 110, 110G



STEEL JUNIOR STAND 008CSU

Chrome plated steel stand. 2 sections, 1 riser.
 Ø: 35, 30mm. Leg Ø: 22mm. 1 levelling leg.

- 
 132cm
- 
 216cm
- 
 116cm
- 
 118cm
- 
 6.4kg
- 
 30kg
- 
 18kg@216cm
- 
 Type 14
- 
 110, 110G



BLACK ALU SENIOR STAND 007BU AC

Aluminium stand. 3 sections, 2 risers.
 Ø: 35, 30, 25mm. Leg Ø: 22mm. 1 levelling leg.

124cm	315cm	122cm	118cm	3kg
12kg	2.5kg@315cm	Type 14	109, 110, 110G	



BLACK STEEL SENIOR STAND 007BSU

Black chrome plated steel stand. 3 sections, 2 risers.
 Ø: 35, 30, 25mm. Leg Ø: 22mm. 1 levelling leg.

124cm	325cm	122cm	118cm	7.3kg
20kg	6.7kg@325cm	Type 14	109, 110, 110G	



STEEL SENIOR STAND 007CSU

Chrome plated steel stand. 3 sections, 2 risers.
 Ø: 35, 30, 25mm. Leg Ø: 22mm. 1 levelling leg.

124cm	325cm	122cm	118cm	7.3kg
20kg	6.7kg@325cm	Type 14	109, 110, 110G	



BLACK STEEL TALL STAND 111BSU










Black chrome plated steel stand. 3 sections, 2 risers.
 Ø: 35, 30, 25mm. Leg Ø: 22mm. 1 levelling leg.
 The small footprint makes this stand perfect for tight spaces.

146cm	380cm	155cm	102cm	9kg
25kg	6kg@380cm	Type 14	103, 104, 104G	



STEEL TALL STAND 111CSU










Chrome plated steel stand. 3 sections, 2 risers.
 Ø: 35, 30, 25mm. Leg Ø: 22mm. 1 levelling leg.
 The small footprint makes this stand perfect for tight spaces.

-  146cm
-  380cm
-  155cm
-  102cm
-  9kg
-  25kg
-  6kg@380cm
-  Type 14
-  103, 104, 104G



BLACK STEEL HEAVY DUTY STAND 126BSU AC










Chrome plated steel stand. 3 sections, 2 risers.
 Ø: 40, 35, 30mm. Leg Ø: 22mm. 1 levelling leg.

-  131cm
-  333cm
-  131cm
-  126cm
-  8.3kg
-  40kg
-  3kg@333cm
-  Type 14
-  109, 110, 110G



STEEL HEAVY DUTY STAND 126CSU AC










Chrome plated steel stand. 3 sections, 2 risers.
 Ø: 40, 35, 30mm. Leg Ø: 22mm. 1 levelling leg.

- 
 131cm
- 
 333cm
- 
 131cm
- 
 126cm
- 
 8.3kg
- 
 40kg
- 
 3kg@333cm
- 
 Type 14
- 
 109, 110, 110G



BLACK ALU SUPER STAND 269BU

Aluminium stand. 4 sections, 3 risers.
 Ø: 50, 45, 40, 35mm. Leg Ø: 30mm. 1 levelling leg.

- 
 144cm
- 
 455cm
- 
 144cm
- 
 174cm
- 
 8kg
- 
 35kg
- 
 6.3kg@455cm
- 
 Type 14
- 
 103, 104, 104G



BLACK STEEL SUPER STAND 270BSU

Black chrome plated steel stand. 4 sections, 3 risers. Ø: 50, 45, 40, 35mm. Leg Ø: 30mm. 1 levelling leg.
 There is a reason we call this the super stand! Incredible reach of 477cm that can support fixtures up to 40kg.



144cm



477cm



144cm



174cm



13.5kg



40kg



12kg@477cm



Type 14



103, 104, 104G



STEEL SUPER STAND **270CSU**

Chrome plated steel stand. 4 sections, 3 risers.
Ø: 50, 45, 40, 35mm. Leg Ø: 30mm. 1 levelling leg.



144cm



477cm



144cm



174cm



13.5kg



40kg



12kg@477cm



Type 14



103, 104, 104G



BLACK ALU HIGH SUPER STAND 269HDBU

Aluminium stand. 6 sections, 5 risers.
Ø: 50, 45, 40, 35, 30, 25mm. Leg Ø: 30mm. 1 levelling leg.

-  190cm
-  730cm
-  173cm
-  174cm
-  10kg
-  10kg
-  1kg@730cm
-  Type 14
-  103, 104, 104G



BLACK ALU STAND EXTENSION 142B

2 section (Ø 35, 30mm) black aluminium extension.
 Minimum height: 125cm. Maximum height: 210cm.



2.4kg



Top type 14



Bottom type 37



STEEL HIGH STAND EXTENSION 146CS

3 section (Ø 35, 30, 25mm) chrome steel extension.
 Minimum height: 137cm. Maximum height: 314cm.



4.8kg



Top type 14



Bottom type 37



STEEL STAND EXTENSION 142CS

2 section (Ø 35, 30mm) chrome steel extension.
 Minimum height: 125cm. Maximum height: 210cm.



3.6kg



Top type 14



Bottom type 37



BLACK ALU HIGH STAND EXTENSION 146B

3 section (Ø 35, 30, 25mm) black aluminium extension.
 Minimum height: 137cm. Maximum height: 314cm.



2.8kg



Top type 14



Bottom type 37



Quick action folding legs.



Low profile or an easier and quicker positioning of light fixtures.











Levelling leg.



STEEL COLUMN STAND 231CS









Chrome plated steel post: Ø: 35mm.
 Height of light fixture: from ground level to 250cm.
 Complete with braked wheels. 1 levelling leg.

- 
 35cm
- 
 250cm
- 
 121cm
- 
 100cm
- 
 8kg
- 
 8kg
- 
 5kg@250cm
- 
 Type 1
 + Spigot Art. 013











BLACK ALU COLUMN STAND 231B

Black aluminium post: Ø: 35mm.
 Height of light fixture: from ground level to 250cm.
 Complete with braked wheels. 1 levelling leg.

- 
 35cm
- 
 250cm
- 
 121cm
- 
 100cm
- 
 6.4kg
- 
 8kg
- 
 2kg@250cm
- 
 Type 1
 + Spigot Art. 013

BLACK ALU STUDIO STAND 298B




Black steel base, silver anodised aluminium sections, complete with wheels. 3 sections, 2 risers. Ø: 35, 30, 25mm. 1 levelling leg.

-  129cm
-  300cm
-  125cm
-  100cm
-  6kg
-  15kg
-  5kg@300cm
-  Type 14











BLACK BABY STUDIO STAND 299B

Black steel base, silver anodised aluminium sections, complete with wheels. 3 sections, 2 risers. Ø: 35, 30, 25mm. 1 levelling leg.

-  108cm
-  272cm
-  105cm
-  75cm
-  4.8kg
-  12kg
-  2.2kg@272cm
-  Type 3 + Spigot Art. 013

STEEL STUDIO STAND 297CS







Black steel base, chrome steel sections, complete with wheels. 2 sections, 1 riser. Ø: 35, 30mm. 1 levelling leg.

-  123cm
-  207cm
-  120cm
-  100cm
-  6.8kg
-  20kg
-  12kg@207cm
-  Type 14



BLACK LARGE BRAKE BASE 297BBASE







1 levelling leg.
Complete with braked wheels.

-  28cm
-  52cm
-  100cm
-  5.7kg
-  40kg
-  Type 14



BLACK LARGE FOOT BASE 297FBASE







1 levelling leg.
Complete with feet.

-  21cm
-  52cm
-  100cm
-  4.4kg
-  40kg
-  Type 14



BLACK SMALL BRAKE BASE 299BBASE







1 levelling leg.
Complete with braked wheels.

-  28cm
-  36cm
-  75cm
-  4.8kg
-  40kg
-  Type 14



BLACK SMALL FOOT BASE 299FBASE

1 levelling leg.
Complete with feet.

-  21cm
-  36cm
-  75cm
-  3.5kg
-  40kg
-  Type 14

Maximum payload up to 80kg at 366cm.

All components inside transmission box are made of carbon-nitrided casehardened steel for improving wear resistance.



Cable transmission is fully inside sections.

Third internal safety cable.

"Safe finger" protection.



Bolts: all wind up stands assembled using bolts instead of rivets for easier maintenance.



Fold away crank handle for avoiding split up during usage and reducing protrusion during storage.



Double braced legs for better stability, resistance and safety.



All versions feature levelling leg for better stability.



All stands in the series can be equipped with wheels either braked wheels.











Aluminium feet for improved stability and longer durability.

Footrest for easy access to top section.



STEEL 3 SECTION LOW BASE
WIND UP STAND **087NWL B**









Geared centrepost steel stand. 3 sections, 2 risers.
Ø: 55, 45, 38mm. 1 levelling leg. Fitted with braked wheels.

				
144cm	276cm	134cm	100cm	16kg
				
30kg	5.5kg@276cm	Type 14		



STEEL 2 SECTION LOW BASE
WIND UP STAND **083NWL B**










Geared centrepost steel stand. 2 sections, 1 riser.
Ø: 55, 45mm. 1 levelling leg. Fitted with braked wheels.

				
129cm	190cm	112cm	100cm	11kg
				
35kg	2.5kg@190cm	Type 14		



STEEL WIND UP STAND **087NW**










Chrome steel stand with geared column.
 2 risers extend simultaneously at an elevation of 4.4cm per handle turn.
 Safety cable ensures simultaneous retrieval of all sections.
 3 sections, 2 risers. Ø: 55, 45, 38mm. Leg Ø: 30mm. 1 levelling leg.

-  167cm
-  370cm
-  181cm
-  128cm
-  21.4kg
-  30kg
-  30kg@370cm
-  Type 14
-  104, 104G, 374-10



BLACK STEEL WIND UP STAND **087NWB**

Black chrome steel stand with geared column.
 2 risers extend simultaneously at an elevation of 4.4cm per handle turn.
 Safety cable ensures simultaneous retrieval of all sections.
 3 sections, 2 risers. Ø: 55, 45, 38mm. Leg Ø: 30mm. 1 levelling leg.

-  167cm
-  370cm
-  181cm
-  128cm
-  21.4kg
-  30kg
-  30kg@370cm
-  Type 14
-  104, 104G, 374-10





STEEL SHORT WIND UP STAND 087NWSH

Short version of 087NW. 3 sections, 2 risers.
 Ø: 55, 45, 38mm. Leg Ø: 30mm. 1 levelling leg.

135cm	276cm	155cm	128cm	15.5kg
30kg	15kg@276cm	Type 14	104, 104G, 374-10	



STEEL 2 SECTION WIND UP STAND 083NW








Chrome steel stand with geared column. Elevation: 2.2cm per handle turn.
 2 sections, 1 riser. Ø: 55, 45mm. Leg Ø: 30mm. 1 levelling leg.

139cm	247cm	153cm	128cm	16kg
45kg	30kg@247cm	Type 14	104, 104G, 374-10	



STAINLESS STEEL SUPER WIND UP STAND 387XU

Heavy lift stand with strengthened stainless steel column and legs, chrome steel risers and geared column.
 3 sections Ø: 70, 60, 50mm.
 2 risers which extended simultaneously at 4.4cm per handle turn.
 Safety cable ensures simultaneous retrieval of all sections.
 Rapid adjustment. Leg Ø 35mm. 1 levelling leg.
 PATENTED

- 
 156cm
- 
 366cm
- 
 179cm
- 
 180cm
- 
 32.5kg
- 
 80kg
- 
 80kg@366cm
- 
 28mm
- 
 374





BLACK STAINLESS STEEL SUPER WIND UP STAND **387XBU**

Heavy lift stand with strengthened stainless steel column and legs, black chrome steel risers and geared column.
 3 sections Ø: 70, 60, 50mm.
 2 risers which extended simultaneously at 4.4cm per handle turn.
 Safety cable ensures simultaneous retrieval of all sections.
 Rapid adjustment. Leg Ø 35mm. 1 levelling leg.
 PATENTED



156cm



366cm



179cm



180cm



32.5kg



80kg



80kg@366cm



28mm



374



All Manfrotto stands provide for a high level of customisation, thanks to a wide range of accessories like wheels, sand bags, clips, wind-bracing kit and stans holder that can accept any lighting fixture, in order to match any requirement.



FIVE SOCKET BRACKET 169

100cm long T Bar with 5 x 28mm sockets for attaching up to 5 lighting fixtures. Designed to fit on stand or bracket with 28mm socket.
*When load on one side only, max load capacity: 15kg.

-  6.10kg
-  28mm
-  28mm
-  50kg*



THREE BABY BRACKET 154B

65cm long T Bar with 3 x 16mm sockets plus 3 x 16mm Spigot Art. 013. Designed to fit on stand or bracket with 16mm pin.

-  0.79kg
-  28mm
-  16mm + Spigot Art. 013



T BAR 613

6 x Lantern T Bar 1420mm long.

T BAR 614

Not illustrated

4 x Lantern T Bar 1220mm long.

T BAR 615

Not illustrated

4 x Lantern T Bar 610mm long.



EXPAN ATTACHMENT 081

Another quick solution to hang your expan up to a baby stand.

-  0,204kg
-  Type 1



T BAR 613PAR

"T" Bar specifically design to carry six PAR 57 or 64 luminaires. Supplied with a built in TV male spigot. Max load capacity: 6kg on each attachments, only at the ends 12kg on each side.



WIND-BRACING KIT 087WBK

Wind-bracing kit of 3 ropes. Length: 10m. Not supplied with the stand.



SMALL SAND BAG G100

(Sand not supplied)



6kg

LARGE SAND BAG G200

(Sand not supplied)



10kg



EXTRA LARGE SAND BAG G300

(Sand not supplied)



35kg



SAFETY COLLAR 698

Secondary safety system for all speaker stands. When locked into position, it stops upper stand sections from dropping when you open the stand locking knob.



STAND HOLDER 027

Holder for 8 light stands. Width: 115cm. Distance between fixing holes: 64.4cm. Depth: 19cm.



2.8kg



SMALL CABLE CLIP 064

Clamps on Ø: 18mm to 26mm. Allen key not supplied.
Set of four.

 0.02kg



CABLE CLIP 206

Clamps on Ø: 25mm to 28mm. Allen key not supplied.
Set of four.

 0.02kg



MINI CLIP 178

Set of four clips for maximum thickness of 6mm.

 0.02kg



ADJUSTABLE MINI CLIP 201

Mini clip to hold light panels from 0mm to 12.5mm thickness.
Adjustable from: 0mm to 12.5mm. Set of four clips.

 0.03kg



LARGE CABLE CLIP 093

Clamps on Ø: 28mm to 40mm. Allen key not supplied.
Set of four.

 0.03kg



CABLE GRIPS 371

Set of ten Cable Grips.
Self-gripping double-sided velcro strips for wrapping and storing cables of any type and length.
Cable Grip is fast, sure, reusable, and dirt-resistant.

Available in the following sizes and colours:
COLOURS: Black (B), Red (R), Yellow (Y), Blue (BL) and White (W)
SIZE (cm.)

2.5 x 15	(2515)	4.0 x 40	(4040)
2.5 x 25	(2525)	4.0 x 60	(4060)
2.5 x 40	(2540)	4.0 x 90	(4090) (Set of 5 Cable Grips)

Order code:
to order, combine product code, colour code and size code.
For example: 371B - 4060 Black Cable Grip 4,0 x 60 cm.



CASTER WHEEL SET 017

Caster wheel set for stands with legs Ø: 19mm. Set of three.



0.45kg



10kg



CASTER WHEEL SET 018

Caster wheel set for stands with legs Ø: 22mm. Set of three.



0.45kg



10kg



WHEEL SET 103

Ø: 80mm without brakes, with M10 attachment. Set of three.



1.24kg



60kg



WHEEL SET 104

Ø: 75mm with brakes and M10 attachment. Set of three.



1.5kg



75kg



WHEEL SET 109

Ø: 80mm without brakes and adapter for legs Ø: 22mm. Set of three.



1.43kg



60kg



WHEEL SET 110

Ø: 75mm with brakes and adapter for legs Ø: 22mm. Set of three.



1.7kg



75kg



WHEEL SET **104G**

Ø: 100mm with brakes and M10 attachment. Set of three.



3kg



100kg



WHEEL SET **110G**

Ø: 100mm with brakes and adapter for legs Ø: 22mm. Set of three.



3.2kg



100kg



WHEELS FOR SUPER WIND UP **251**

Ø: 125mm with brakes. Set of three.



4.5kg



100kg



WHEELS FOR SUPER WIND UP **374**

Ø: 160mm with brakes. Set of three.



7.2kg



300kg

WHEELS FOR SUPER WIND UP **374-10**

Not illustrated

Ø: 160mm with brakes and M10 attachment. Set of three.



7.2kg



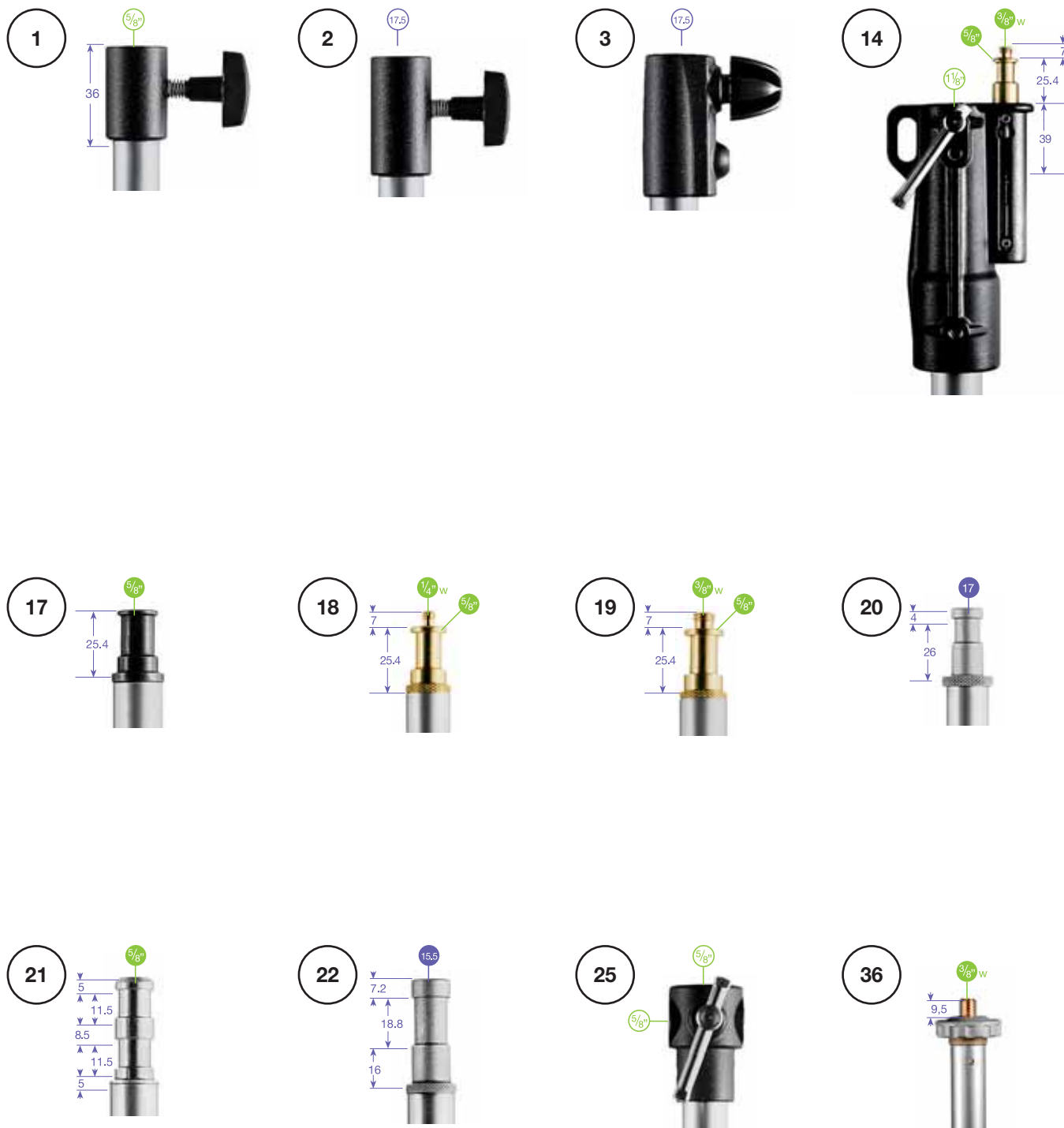
300kg

This type number refers to the spigot and socket variants shown in product specifications.

$\frac{1}{4}''$ Indicates an external thread or stud diameter
 ● Metric ● Imperial


$\frac{1}{4}''$ Indicates an internal thread or socket diameter
 ● Metric ● Imperial

W: Indicates an internal thread or socket diameter



Lighting Booms & Boom Stands





Lighting booms and boom stands provide the ideal unobtrusive way to position lighting and reflector equipment directly above the subject. The incredible number and variety of flash and continuous lights used, as well as their positioning requirements, have quickly made this range one of our most comprehensive lines.

BOOM STANDS LIGHTING BOOMS & BOOM STANDS



5/8" top fixing with 3/8" screw fixing (adjustable 90°) and 1/4" adapter for matching any requirement.



Sandbag counterweight available.



A special articulated coupler allows this model to be used either as a normal stand or boom.



BLACK ALU COMBI-BOOM STAND WITH SANDBAG 420B

Aluminium stand. Supplied with sandbag counterweight (empty) for maximum stability and smoothness.

4 sections, 3 risers. Ø: 35, 30, 25, 20mm. Leg Ø: 22mm.

Minimum extension boom: 19cm

Maximum extension boom: 191cm

Maximum load at boom full extension: 2kg with counterweight.

- 131cm
- 392cm
- 113cm
- 109cm
- 2.7kg
- 9kg
- 0.9kg@392cm
- 018
- Type 25 + Spigot Art. 013



COMBI-BOOM STAND HD 420CSU

Same as 420B but with legs and column in steel, last two sections in aluminium.

Maximum load at boom full extension: 5kg with 35kg of counterweight.

- 131cm
- 392cm
- 113cm
- 109cm
- 5.6kg
- 12kg
- 1.5kg@392cm
- 018
- Type 25 + Spigot Art. 013



BLACK LIGHT BOOM 35 (STAND NOT INCLUDED) 085BSL

Ø 35mm. 3 section boom arm complete with Pivoting Clamp 123, counterweight G-Peso 022, cable clips and locking key.
 Weight: 2.2kg, boom only.
 Dismantled length: 100cm.
 Assembled length: 280cm.
 Minimum extension from stand attachment: 10cm.
 Maximum extension from stand attachment: 250cm.
 Load: 6kg at maximum extension with 7kg of counterweight.



2.2kg



6kg



Type 25 + Spigot Art. 013



28mm stand attachment



BLACK SUPER BOOM (STAND NOT INCLUDED) 025BSL

Ø 35mm. 1 section boom complete with Pivoting Clamp 123, counterweight G-Peso 022, cable clips.
 Weight: 4.1kg, boom only.
 Remote control of lighting movement: 270cm long.
 Minimum extension from stand attachment: 24cm.
 Maximum extension from stand attachment: 100cm.
 Load: 5kg at maximum extension with 7kg of counterweight.



4.1kg



5kg



Type 17 + Rapidapt Art. 014-38



28mm stand attachment



BLACK MEGA BOOM (STAND NOT INCLUDED) 425B

Largest boom in the range, remote control of pan, tilt and rotation of laminar plus geared telescopic extension. Combination of black zinc steel and black anodised aluminium tubes. Supplied with carrying bags.

2 sections (Ø: 45, 55mm).

Folded length: 220cm.

Minimum extension from stand attachment: 50cm.

Maximum extension from stand attachment: 320cm.

* Load: 6kg at maximum extension with 30kg of counterweight.

30kg at minimum extension with 30kg of counterweight.

Suggested stands: Wind Up series.

-  15kg
-  6kg-30kg*
- 
-  16mm/28mm
-  28mm stand attachment



BLACK LIGHT BOOM 35 (STAND INCLUDED) 085BS

Not illustrated

Ø 35mm 3 sections boom arm complete with Pivoting Clamp 123, counterweight G-Peso 022, Cine Stand with casters, cable clips and locking key.

Weight: 2.2kg, boom only.

Dismantled length: 100cm.

Assembled length: 280cm.

Minimum extension from stand attachment: 10cm.

Maximum extension from stand attachment: 250cm.

Load: 6kg at maximum extension with 7kg of counterweight.

-  16.4kg
-  6kg
-  Type 25 + Spigot Art.013
-  28mm stand attachment



BLACK SUPER BOOM (STAND INCLUDED) 025BS Not illustrated

Ø 35mm 1 section boom arm complete with Pivoting Clamp 123, counterweight G-Peso 022, Cable Clips and Cine Stand 008 with casters.

Weight: 4.1kg, boom only.

Remote control of lighting movement: 270cm long.

Minimum extension from stand attachment: 24cm.

Maximum extension from stand attachment: 100cm.

Load: 5kg at maximum extension with 7kg of counterweight.

-  21kg
-  5kg
-  Type 25 + Rapidapter Art. 014-38
-  28mm stand attachment





BLACK LIGHT BOOM (STAND NOT INCLUDED) **024B**

Boom attaches to the shaft of most lightstands with diameters of 19, 20, 25, 28mm.
 Ø: 25mm 3 section boom arm complete with Pivoting Clamp 124, counterweight G-Peso 023, cable clips and locking key.
 Weight: 1.4kg, boom only.
 Dismantled length: 71cm.
 Assembled length: 200cm.
 Minimum extension from stand attachment: 120cm.
 Maximum extension from stand attachment: 210cm.
 Load: 3kg at maximum extension with 4.5kg of counterweight.

-  1.4kg
-  3kg
-  Type 25 + Spigot Art. 013



BLACK AUTOBOOM (STAND NOT INCLUDED) **254B**

Boom arm for heavy stand or wall bracket mounting featuring self balancing spring system. Supplied with wall bracket.
 Minimum extension from stand attachment: 110cm.
 Maximum extension from stand attachment: 200cm.
 Load: 4kg at maximum extension.
 8kg at minimum extension.

Wall Bracket included

-  5.3kg
-  Type 25 + Spigot Art. 013 + Type 37
-  28mm stand attachment



SUPER BOOM WITH COLUMN STAND **025TM**

Ø 35mm. 1 section boom arm complete with Pivoting Clamp 123, counterweight G-Peso 022, Cable Clips and Column Stand with casters.
 Weight: 4.1kg, boom only.
 Remote control of lighting movement: 140cm long.
 Minimum extension from stand attachment: 10cm.
 Maximum extension from stand attachment: 108cm.
 Load: 5kg at maximum extension with 7kg of counterweight.

-  18.5kg
-  5kg
-  Type 17+ Rapidapter Art. 014-38
-  28mm stand attachment



BLACK WALL BOOM (STAND NOT INCLUDED) **098B**

Wall mounted boom arm. 2 sections (Ø 35, 29mm).
 Rotation: 160° vertically and 180° horizontally.
 Minimum extension from stand attachment: 120cm.
 Maximum extension from stand attachment: 210cm.
 Load: 4.5kg at maximum extension.

-  2.3kg
-  4.5kg
-  Type 15 + Spigot Art. 013



BLACK SHORT WALL BOOM
(STAND NOT INCLUDED) **098SHB**

Not illustrated

Minimum extension from stand attachment: 78cm.
Maximum extension from stand attachment: 12cm.



2kg



5kg



Type 25 + Spigot Art. 013



BLACK MINI BOOM 173B

Boom shaft Ø: 20mm. Length: 109cm.



0.32kg



Type 18 and Type 19

BLACK LONG MINI BOOM 173HOB

Not illustrated

Long version of 173B. Length: 150cm.



PIVOTING BOOM CLAMP 123

Pivoting clamp for Ø 35mm boom shaft Ø 28mm male and Ø 16mm attachment.



0.72kg



PIVOTING BOOM CLAMP 124

Pivoting clamp for Ø: 19, 20, 25 and 28mm boom shafts (or any tubes of these diameters).



0.67kg



G-PESO 022

Counterweight. Clamps on Ø 22mm to 35mm.



6.7kg



MINI COUNTERWEIGHT 172

Clamps on bars from Ø 13mm to 30mm.



1,3kg

L-PESO 023

Not illustrated



4.3kg



EXTRA LARGE SAND BAG G300

(Sand not supplied)



35kg

Autopole System



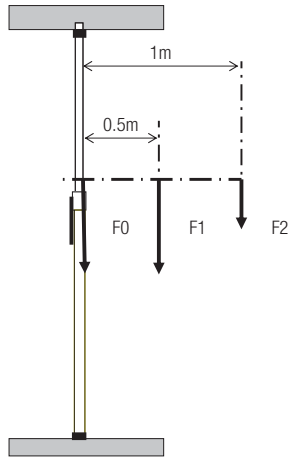
The ultimate adjustable lighting pole system can be used to create a background support, structure a lighting grid, or for hundreds of other studio and outdoor applications. Its unique single action cantilever locking system exerts the correct amount of pressure to assure a secure fit, wedging the protective rubber ends in place, ceiling to floor. The cantilever system incorporates a safety lock to prevent accidental de-tensioning or movement.



Unique cantilever single action locking system exerts pressure to securely wedge the rubber suction cup ends in place. Cantilever system incorporates safety lock. Floor to ceiling, or wall to wall fixing for strong vertical or horizontal support of lighting.

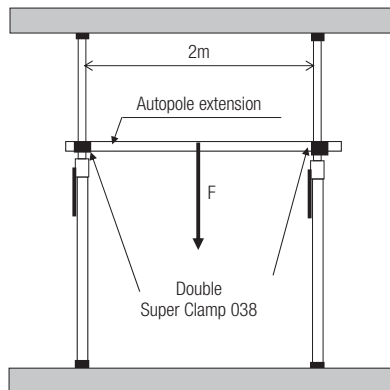
Loading limits

The following figures are valid for use with rigid floors and ceilings, and with the protection-cups mounted on the suction-cups.



MODELS	Load (kg)		
	F0	F1	F2
032	30	30	15
076	30	30	15
077	30	30	15
332-1.7	15	15	7
332-2.7	15	15	7
332-2.7	15	15	7
432-1.7	24	24	12
432-2.7	24	24	12
432-3.7	24	24	12

F0: maximum axial load - F1: maximum load with 0.5m arm - F2: maximum load with 1m arm



MODELS	Load (kg)
	F
032	20
076	20
077	20
332-1.7	20
332-2.7	20
332-2.7	20
432-1.7	20
432-2.7	20
432-3.7	20

AUTOPOLE 077 B

Extends from 100cm to 170cm. Pole Ø: 45mm and 40mm.



1.5kg

AUTOPOLE 076 B

Extends from 150cm to 270cm. Pole Ø: 45mm and 40mm.



1.83kg

AUTOPOLE 032 B

Extends from 210cm to 370cm. Pole Ø: 45mm and 40mm.



2.2kg



AUTOPOLE 2 432-1.7 B

Two position variable thrust. Extends from 100cm to 170cm.
Pole Ø: 45mm and 40mm. PATENTED



1.9kg

AUTOPOLE 2 432-2.7 B

Two position variable thrust. Extends from 150cm to 270cm.
Pole Ø: 45mm and 40mm. PATENTED



2.23kg

AUTOPOLE 2 432-3.7 B

Two position variable thrust. Extends from 210cm to 370cm.
Pole Ø: 45mm and 40mm. PATENTED



2.6kg



432-1.7

432-2.7

432-3.7

MINI AUTOPOLE **332-1.7 B**

Extends from 100cm to 170cm.
Pole Ø: 35mm and 32mm.



0.85kg

MINI AUTOPOLE **332-2.7 B**

Extends from 150cm to 270cm.
Pole Ø: 35mm and 32mm.



1.83kg

MINI AUTOPOLE **332-3.7 B**

Extends from 210cm to 370cm.
Pole Ø: 35mm and 32mm.




1.38kg



332-1.7

332-2.7

332-3.7



034

033

170

EXTENSION TUBE **034 B**

Autopole® Extension tube. Ø: 40mm. Length: 1,5m.
Suitable for Autopole2® and Autopole®.



0.53kg

EXTENSION TUBE **033 B**

Autopole® Extension tube. Ø: 40mm. Length: 2m.
Suitable for Autopole2® and Autopole®.



0.69kg

MINI POLE **170 B**

Spring loaded mini pole. Extends from 175cm to 330cm.
Post Ø: 25mm and 28mm.



0.87kg



AUTOPOLE SPIRIT LEVEL **032SPL**

Spirit level for use on Autopole®, or on tubes of 25mm to 60mm diameter.



AUTOPOLE PROTECTION CAPS **032PC**

Set of four protection caps for rubber feet with inner hole. Ø: 16.5mm.
Suitable for use with all Autopoles except Midi Autopole® 332 and Mini Pole 170.



AUTOPOLE BASE **032BASE B**

For tubes: Ø 45mm. Legs Ø: 22mm.



86cm



126cm



1.2kg



MINI POLE BASE **170BASE B**

For tubes: Ø 28mm. Legs Ø: 22mm



62cm



106cm



0.67kg

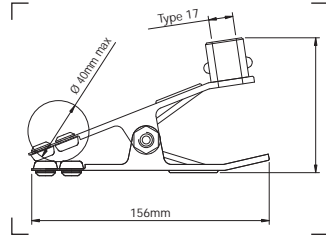
Clamps



Sometimes a stand simply can't fit on set during a shoot, so Manfrotto has developed several families of clamps to position lights and accessories practically anywhere. The original Super Clamp - world famous and widely copied - stands out for its versatility and numerous accessories, but the entire range of clamps ensures there's always a solution to your problem, no matter the size of the object or the surface you're clamping to.



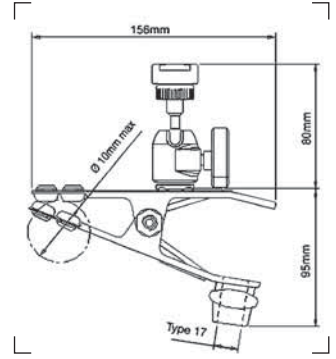
Wide choice of spring clamps and grips covers a huge range of applications. Constructed of aluminium or sheet steel, the clamps have thousands of uses, from supporting lights to clamping backgrounds to crossbars.



SPRING CLAMP 175

Clamps onto bars up to Ø 40mm.

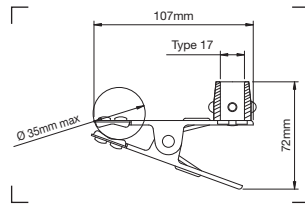
- 0.32kg
- Type 1
- Type 17



SPRING CLAMP WITH FLASH SHOE 175F

Clamps onto bars up to Ø 40mm. Supplied with a position able miniature ball head with a flash shoe attachment to allow it to clip and position a flash unit wherever it is needed.

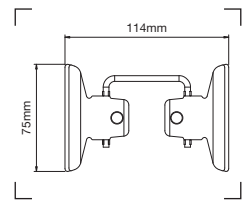
- 0.33kg
- Type 1
- Type 17
- 2kg



MINI SPRING CLAMP 275

Clamps onto bars up to Ø 35mm. It can be mounted also on 16mm extension arms.

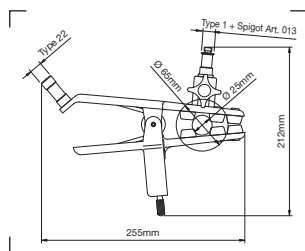
- 0.11kg
- Type 1
- Type 17



MULTICLIP 375

This versatile double clip can be used to hold gels in front of lights or small reflector panels.

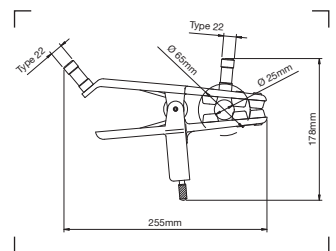

- 0.08kg



SKY HOOK 043

Gaffer grip with adjustable jaws. Grip from: 25mm to 65mm.

- 0.65kg
- Type 22
- Type 17 + Spigot Art. 013

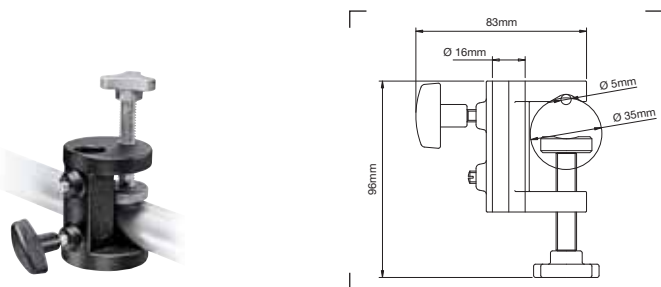


SKY HOOK C1525

Gaffer grip with adjustable jaws. Grip from: 25mm to 65mm.

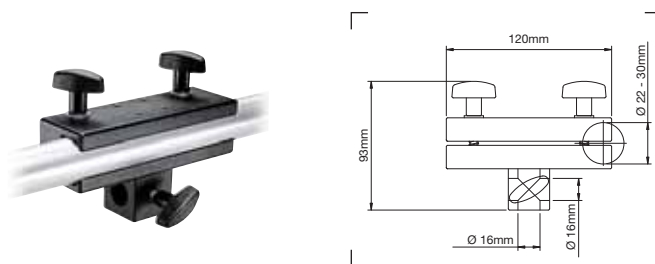
- 0.8kg
- Type 22

Manfrotto Pipe Clamps are made from aluminium alloy or rugged gravity cast aluminium for extra strength. Clamping range encompasses pipes from 28mm to 78mm diameter. All standard luminaire attachments available, from 16/28mm bushing to 16mm pins and 1/4" - 3/8" - M10 and M12 male thread.



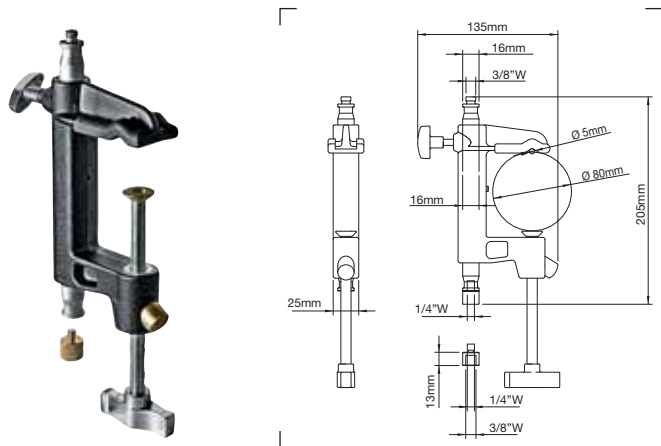
MINI CLAMP 171

Clamps on bars up to Ø 35mm.



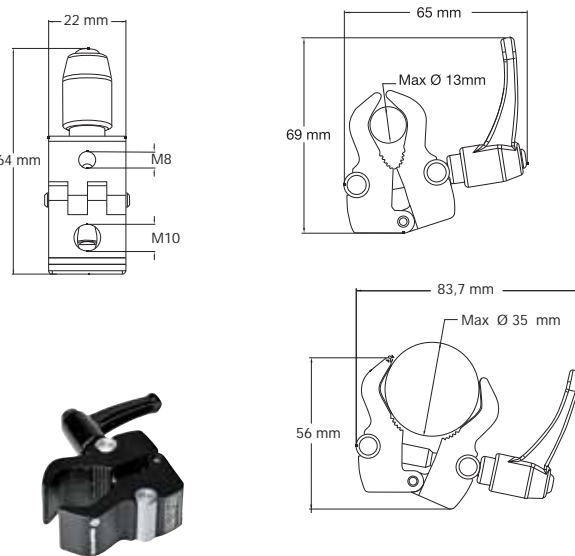
PANEL CLAMP 271

Clamps onto round and square tubes from Ø 22mm to 30mm. Ideal for supporting reflector panels or hanging objects from pipes.



QUICK RELEASE CLAMP 649

Different from the other versions that are used mainly on round pipes, this version will also work on square and rectangular tubes. Extremely light, with a good "coupling range", this version also offers an incredible number of attachment sizes. Ideal for photographic applications and dedicated accessories. Pipe size 5-80mm. PATENTED



NANO CLAMP 386B

Its the new Manfrotto small size clamp. Its reduced size is the most important plus: the Nano Clamp is 4kg of payload in 110 grams of weight and the right size for any pocket.



The most versatile single piece of light grip gear. Ever: as simple as that! You name it and Super Clamp grips it, you imagine where you want it and Super Clamp holds it there. Frictionlined screw-operated jaws grip everything from 13mm to 55mm. Hexagonal socket with unique secondary safety lock system holds items in place even if the screw lock comes undone. Supplied with a wedge to square off the jaws for mounting to fl at surfaces. This masterpiece of practicality and solidity is the most widely copied clamp in the world!



SUPER CLAMP 035

Ideal clamp for photographic application. Ergonomic lever to securely lock clamping position.

- 0.41kg
- 15kg



STAINLESS SUPER CLAMP 035X

Not illustrated

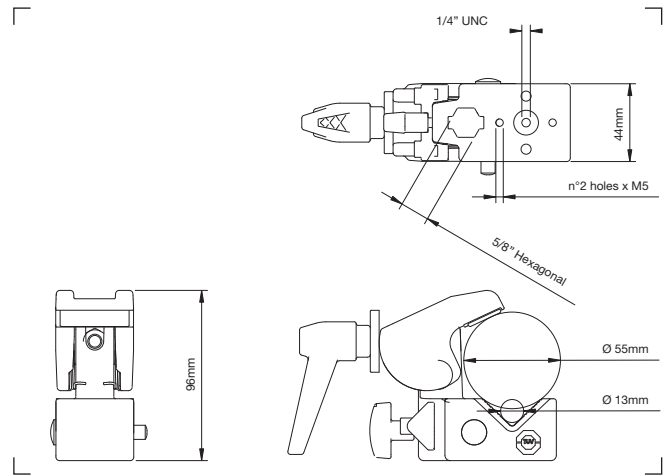
Identical to the 035 with a weather resistant solution, provided with a stainless steel threaded shaft locking screw.



DOUBLE SUPER CLAMP 038

Set of two Super Clamps fastened together at fixed right angle to provide extra strength support for tubes or bars.

- 0.83kg



QUICK ACTION SUPER CLAMP 635

The rapid action locking jaw has also been applied to the most well known clamp in the world, the original Super Clamp. These modifications allow us to keep its extreme versatility adding unrivaled speed in locking and unlocking. Supplied with wedge to allow the clamp to fit on flat surface.

- 0.47kg
- 15kg
- 16mm hexagonal + M5 & 1/4" threads





SPIGOT ADAPTER 013

Universal 16mm spigot with double male thread 1/4" and 3/8".



0.07kg



SHORT 16MM SPIGOT WITH 1/4"+ 3/8" SCREW 118

Universal short 16mm spigot with double male thread 1/4" and 3/8".



0.04kg



ADAPTER SPIGOT 1/4"+ 3/8" FEMALE THREADS 119

Universal short 16mm spigot with double female thread 1/4" and 3/8".



0.032kg



LIGHTING STUD 3/8" 036-38

Plugs into Super Clamp 035 for lighting fixtures or connecting 2 Super Clamps 035 allowing them to rotate. 16mm stud with 3/8" male threads.



0.07kg



LIGHTING STUD 1/4" 036-14

Same as 036-38 with 1/4" male threads.



0.07kg



LIGHTING STUD 036I

Special lighting fixture spigot.



0.038kg



CAMERA STUD 037

Plugs into Super Clamp 035 socket. To mount cameras, directly or with a camera head. 3/8" and 1/4" threads.



0.04kg



JOINING STUD 061

Connects 2 Super Clamp 035 with 6 step fixed rotation.



0.025kg



JOINING STUD RA 061RA

Connects 2 Super Clamps 035 at right angles or 45° steps.



0.025kg



DOUBLE FEMALE THREAD STUD 066

Plugs into Super Clamp 035 to provide either a 3/8" or 1/4" female thread fixing.



0.025kg



ROUNDED 16MM LIGHTING STUD M10 264

Rounded stud for stirrup's fixture for a rapid onnection to a Super Clamp.



0.072kg



HEXAGONAL 16MM LIGHTING STUD M10 174

Hexagonal Lighting stud for stirrup's fixture for a rapid connection to a Super Clamp.



0.062kg



STUD FOR STIRRUP 066BT

16mm stud with female thread M10. It has been specifically designed to mount it on a stirrup's fixture and easily connect it to a Super Clamp. Designed to be tightly lock with a wrench.



0.048kg



EXTENSION BAR 133 B

Used to fix 2 Super Clamps 035 at a distance of 15cm from each other. Length 16.5cm.



0.1kg



LIGHTING STUD MR 036MR

Plugs into Super Clamp 035 for lighting fixtures, Grip Heads or connect 2 Super Clamps 035 with 360° rotating capability.



0.048kg



SHORT SPIGOT ADAPTER 1/4\"-3/8\" 147

Short spigot adapter 1/4\" - 3/8\".



SHORT SPIGOT ADAPTER 3/8\"-3/8\" 125

Short spigot adapter 3/8\" - 3/8\".



NARROW \"U\" HOOKS 040

Set of two narrow \"U\" cross bar holders. Plugs into Super Clamp 035. Width: 15mm.



\"U\" HOOKS 039

Set of two cross bar holders. Width: 40mm



MINI \"U\" HOOKS 176

Set of two Mini \"U\" Hooks.



\"L\" BRACKETS 041

Set of two brackets to use in combination with Super Clamp 035 to support shelves, etc. 17cm long x 4cm deep.



MINI \"L\" BRACKETS 204

Set of two small brackets. Sizes: 12x3x3cm.





EXTENSION ARM 042

Plugs into Super Clamp 035 socket. Length: 19.5cm.

-  0.21kg
-  8kg
-  Type 1
+ Spigot Art. 013
- 



MINI EXTENSION ARM 203

Fits into Mini Clamp 171 socket. Length: 12cm.

-  0.15kg
-  5kg
-  12.5mm hole



SUPER CLAMP WEDGES 035WDG

To allow the Super Clamp 035 to fit on plane surfaces. Set of four.

-  1.4kg



ADDITIONAL SOCKET 335AS

Provides an additional 16mm socket to Super Clamp 035.

-  0.14kg



SAFETY CABLE C155

Diameter 4mm. Length 100cm.

SAFETY CABLE C155-01

Not illustrated

Diameter 3.5mm. Length 70cm.

SAFETY CABLE C155-02

Not illustrated

Diameter 5mm. Length 70cm.

SAFETY CABLE C155-03

Not illustrated

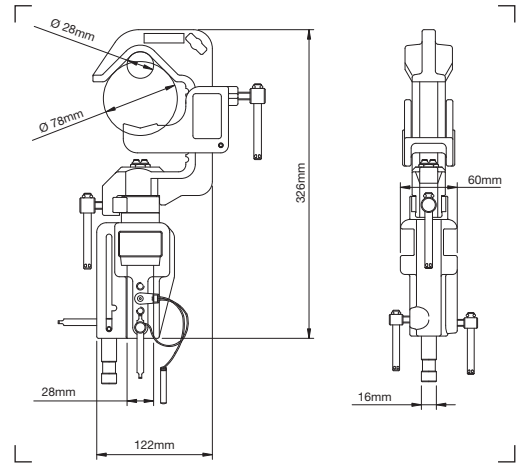

Diameter 6mm. Length 100cm.



POLE FOR BACKLITE STAND 1122B

2 section (Ø 22, 19mm) aluminium pole.
Minimum height: 47cm.
Maximum height: 74.5cm.

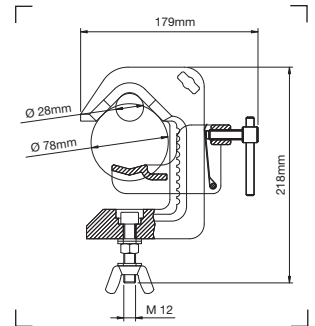
-  0.34kg
-  Top type 18
-  Bottom type 19



SWIVELLING "C" CLAMP C150

Works on diameters from 28mm to 78mm.
 * 10kg on 16mm attachment. 75kg on 28mm attachment.

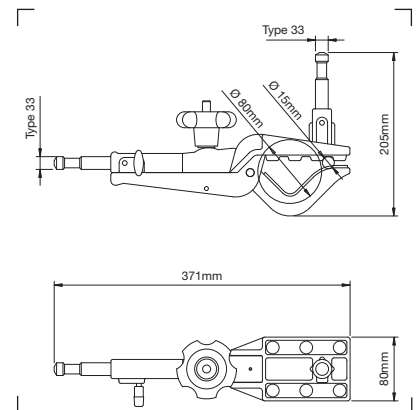
- 1.6kg
- 10/75kg*
- 28 mm
-



SWIVELLING "C" CLAMP WITH M12 SCREW C151

Works on diameters from 28mm to 78mm.

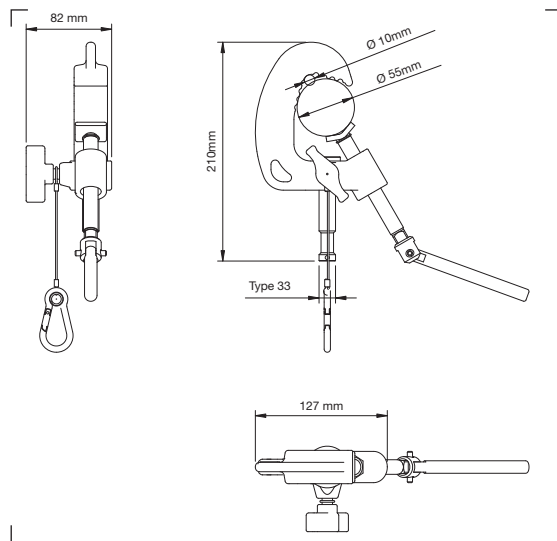
- 1.07kg
- 100kg
- M12
-



PELICAN GAFFER GRIP C500

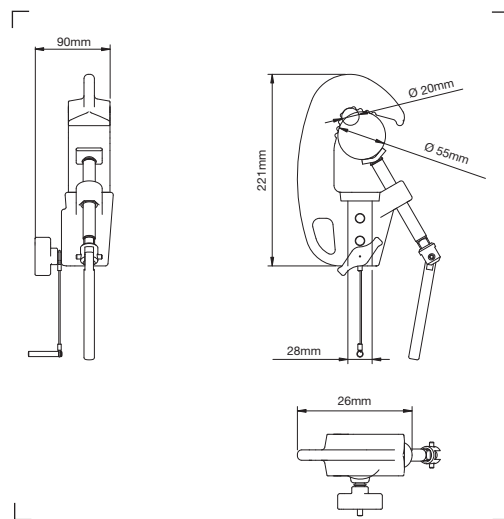
Works on diameters from 15mm to 80mm.

- 1.4kg
- 10kg
- Type 2
- Type 33
-



BABY PIPE CLAMP WITH 16MM STUD C210

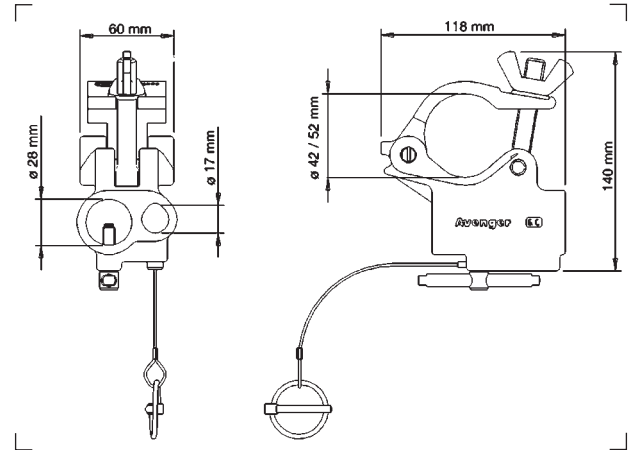
Works on diameters from 10mm to 55mm.



JUNIOR PIPE CLAMP WITH 28MM SOCKET C100

Works on diameters from 20mm to 55mm.





BARREL CLAMP C350N

Works on diameters from 42mm to 52mm.
 * 100kg on 16mm attachment. 300kg on 28mm attachment.

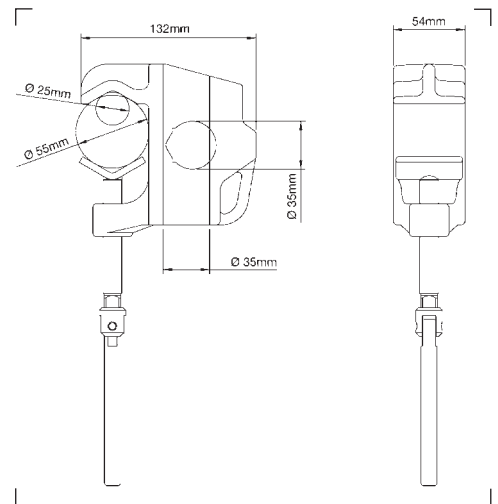


- 0.8kg
- 100/300kg*
- 17mm/28mm

BARREL CLAMP WITH KNOB C350NK

Not illustrated

Same as C350N but with knob.



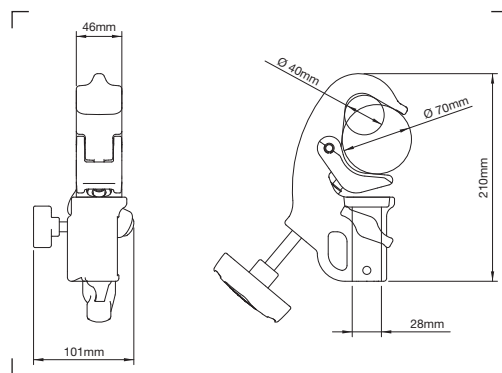
GRID CLAMP C300

Works on diameters from 25mm to 55mm.
 * 50kg on vertical position. 30kg on horizontal position.

- 1.1kg
- 50/30kg*
- 35mm
- GC



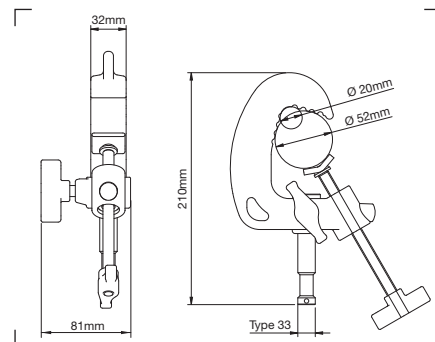
The mechanical concept on which we based this new range of clamps allows an incredible speed in locking and unlocking the clamp's jaws. Fastening the clamp to a pipe or any other support is quick and simple allowing you to position your lighting equipment securely.



28MM BUSHING QUICK ACTION JUNIOR CLAMP C337

Made in gravity cast aluminium, this clamp is ideal to hang all types of luminaries in TV studios and theaters. Its incredible “coupling range” sets almost no limitations to its capability to clamp to almost all the industry standard pipe diameters. To meet all safety requirements, we have designed a dedicated slot for flexible steel safety cables. Supplied with T-top padded handle to improve grip. Pipe size 40-70mm. PAT. PENDING.

-  1.27kg
-  100kg
-  28mm



16MM PIN QUICK ACTION BABY CLAMP C338





Very slim and lightweight, this version has been designed for small luminaries, virtually unlimited in application. To meet all safety requirements, we have designed a dedicated slot for flexible steel safety cables. Pipe size 20-52mm. PAT. PENDING.

-  0.76kg
-  50kg
-  Type 33

A convenient method of suspending luminaires from above for unobstructed floor areas. Telescopic hangers are renowned for their strength and versatility. Available with either a stirrup or universal head, all hangers come with a safety pin to prevent the riser from slipping.





TELESCOPIC HANGER WITH UNIVERSAL HEAD C825

Max load with 16mm spigot 10kg. Max load with 28mm socket 40kg.

- 
 121cm
- 
 201cm
- 
 5.1kg
- 
 Type 34





TELESCOPIC HANGER WITH STIRRUP C820

Luminaire attachment - Stirrup Ø 40mm.

- 
 117cm
- 
 197cm
- 
 5.4kg
- 
 40kg





TELESCOPIC HANGER WITH STIRRUP C888ST

Luminaire attachment - Stirrup Ø 40mm.

- 
 73cm
- 
 157cm
- 
 4,7kg
- 
 40kg

TELESCOPIC HANGER WITH UNIVERSAL HEAD C888UH

Max load with 16mm spigot 10kg. Max load with 28mm socket 40kg.

- 
 78cm
- 
 161cm
- 
 4,6kg
- 
 Type34

LONG TELESCOPIC HANGER WITH UNIVERSAL HEAD C827

Not illustrated

Max load with 16mm spigot 10kg. Max load with 28mm socket 40kg.

- 
 212cm
- 
 381cm
- 
 6,8kg
- 
 Type 34



C825
Safety Pin

C820
Safety Pin

C888UH

C888ST

LONG TELESCOPIC HANGER WITH STIRRUP C822

Not illustrated

Luminaire attachment - Stirrup Ø 40mm.

- 
 210cm
- 
 379cm
- 
 6,8kg
- 
 40kg



PUMP CUP WITH 16MM SOCKET 241S

A suction cup with a fixed 16mm socket incorporating a safety pin for added security.

- 
1.2kg
- 
2kg
- 
16mm



PUMP CUP WITH 16MM SWIVEL SOCKET 241

Suction cup for small fixtures and lightweight equipment.
 Ø: 150mm. 16mm bushing with safety pin.

- 
1.2kg
- 
2kg
- 
16mm

Arms



Used in conjunction with stands or clamps, the range of Manfrotto arms, multi positioning arms and attachments enable accurate positioning of lighting and effects. The Magic Arm and the Variable Friction Arm are outstanding, using a single convenient and fast action locking lever or knob to lock or partially lock the two arms and the two swivel studs. Among the most remarkable products in this range are the double articulated arms, enabling quick positioning thanks to their quick lock knobs. Manfrotto range of arms is integrated with hydrostatic arms kits.

Wherever you need to position your camera, light or accessory, we have an arm to fit the task. Can be combined with clamps, mounting plates and connectors and used in conjunction with virtually any product in the Manfrotto range.

Wherever you need to position your camera, light or accessory, we have an arm, a bracket or a bar to fit the task. Can be combined with clamps, mounting plates and connectors and use in conjunction with virtually any product in the Manfrotto range.





MAGIC ARM 143N

Articulated arm, without accessories, with centre level to lock all 3 movements. Length: 53cm.



1.07kg



16mm with 1/4" female attachment



3kg



16mm with 3/8" female attachment



VARIABLE FRICTION ARM 244N

Friction Arm with variable friction and locking of arm obtained by adjusting knob.



1.09kg



16mm with 1/4" female attachment



3kg



16mm with 3/8" female attachment



MAGIC ARM KIT 143

Articulated arm with centre lever to lock all 3 movements. Length: 53cm.
 Supplied with: Camera/Umbrella Bracket 143BKT, Super Clamp 035, Backlite Base 003.

- 
 2.55kg
- 
 16mm with 1/4" female attachment
- 
 3kg
- 
 16mm with 3/8" female attachment + Camera Bracket Art. 143BKT



MAGIC ARM WITH CAMERA BRACKET 143A

Magic Arm with camera bracket only.

- 
 1.07kg
- 
 16mm with 1/4" female attachment
- 
 3kg
- 
 16mm with 3/8" female attachment + Camera Bracket Art. 143BKT



VARIABLE FRICTION ARM WITH CAMERA BRACKET 244

Features as 143A, but a large locking knob takes the place of the cam-lever. Variable friction and locking of arm obtained by adjusting knob.
 Comes complete with Camera/Umbrella Bracket 143BKT only.

- 
 1.09kg
- 
 16mm with 1/4" female attachment
- 
 3kg
- 
 16mm with 3/8" female attachment + Camera Bracket Art.143BKT



MEDIUM HYDROSTATIC ARM 823

This is the first arm that features 5/8" and 1/4" pins to support larger and heavier items. One of the two pins is hex shaped to marry perfectly with our Super Clamp. With a total length of 23.5cm, the 823 is ideal to position lighting fixtures or cameras virtually anywhere. To ensure that all three feet make contact with the ground on any terrain.

 0.55kg

 4kg



SMALL HYDROSTATIC ARM 819-1

This arm spans 18cm and can support up to 2.2kg. The 819 is the ideal companion for attaching a video monitor to a camera or using as a flag support. The pivoting pins are 1/4" and 3/8" threaded with one adjustable platform ring offering a larger footprint for the equipment being supported by the arm.

 0.215kg

 2.2kg



MINI HYDROSTATIC ARM 814-1

A small and incredibly powerful arm (max load is 3.5kg) that spans 13cm. The pivoting pins are 1/4" and 3/8" threaded with one adjustable platform ring offering a larger footprint for the equipment being supported by the arm.

 0.21kg

 3.5kg



FLEX ARM **237**

Flexible arm, Ø 13mm, 55cm long with hexagon stud to fit Super Clamp 035 with 3/8" female thread and 16mm stud with 1/4" male thread type 18.


0.3kg


Type 18


0.3kg


16mm



HEAVY DUTY FLEX ARM **237HD**

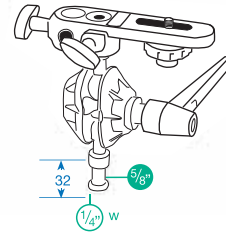
Same as 237, but Ø 18mm.


0.3kg


Type 18


0.5kg


16mm



TILT-TOP HEAD 155

Twin swivelling 16mm spigots and single lever lock. Supplied with: Camera/Umbrella Bracket 143BKT. Height: 14.5cm.



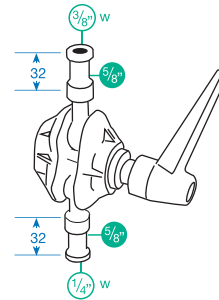
0.5kg



16mm



16mm + Camera Bracket Art. 143BKT



TILT-TOP HEAD 155BKL

Tilt-top head alone, available separately without Camera/Umbrella Bracket.



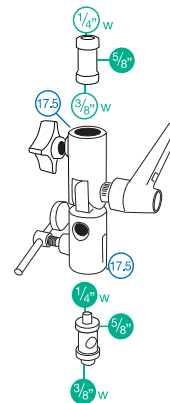
0.4kg



16mm



16mm



SWIVELLING ADAPTER 026

Baby female multi-adapter, free to rotate.



17.5mm



17.5mm



CAMERA/UMBRELLA BRACKET **143BKT**

Camera bracket only.



BASE FOR ARTICULATED ARM **196BASE**

Floor desk base for 196, 143, 237, 237HD and 244.



2.2kg



Type 1



CAMERA FLASH ARM **233B**

2 section (Ø 19 and 16mm) telescopic lift. Minimum height: 30cm, maximum height: 45cm.



0.44kg



0.5kg



Type 1

Manfrotto broadens its family of articulated arms, providing end users with a versatile and robust range of products with excellent performance.

The new articulated arms have been designed to be compact and lightweight yet offer high loads capacity and optimum arm length in order to guarantee extreme ease of use, practicality and positioning flexibility with improved safety and reliability.



SINGLE ARTICULATED ARMS: 2 & 3 SECTIONS

A more versatile version with telescopic features that make this product even more compact than before. Two available versions – at two and three sections- in order to ensure broad range of length, from 605 to 850mm.

Code	Sections	Top attachment	Bottom attachment	Max length	Max load at full extension	Weight
196AB-2	2	16mm spigot with 3/8" light attachment	16mm spigot (compatible with Super Clamp) with 1/4" thread	605mm	1.5kg	0.4kg
196AB-3	3	16mm spigot with 3/8" light attachment	16mm spigot (compatible with Super Clamp) with 1/4" thread	850mm	1kg	0.5kg
196B-2	2	camera bracket with 16mm spigot and camera attachment	16mm spigot (compatible with Super Clamp) with 1/4" thread	605mm	1.5kg	0.53kg
196B-3	3	camera bracket with 16mm spigot and camera attachment	16mm spigot (compatible with Super Clamp) with 1/4" thread	850mm	1kg	0.63kg





Sliding extensions allow for flexible positioning. Easy to use, even in reduced spaces.

Just turn knob to click-stop and arm position is immediately locked.



Double-anchored spigot with hexagonal (for Super Camp attachment) & universal (for maximum compatibility) sections. Gives extra strength and anti-rotation rigidity.

DOUBLE ARTICULATED ARMS: 2 & 3 SECTIONS

Excellent performance: robustness, lightness and versatility... these are the features of the new double articulated arm range. The 396 family has been developed to provide greater robustness than the 196 range and to support heavier loads (up to 5kg), though keeping versatility thanks to its extendable sliding arm system (extends up to 860mm), further enhanced by its quick lock system.

The new bottom attachment adds to the strength and versatility of the 396, with a spigot that combines both a hexagonal part (for anti-rotation fixing to the Super Clamp system) and a universal adapter section (for fitting to a wide range of stands, clamps and accessories).

Code	Sections	Top attachment	Bottom attachment	Max length	Max load at full extensions	Weight
396AB-2	2	16mm spigot with 3/8" light attachment	Double-anchored 16mm hexagonal/universal spigot	625mm	5kg	0.5kg
396AB-3	3	16mm spigot with 3/8" light attachment	Double-anchored 16mm hexagonal/universal spigot	860mm	4.5kg	0.79kg
396B-2	2	camera bracket with 16mm spigot and camera attachment	Double-anchored 16mm hexagonal/universal spigot	625mm	5kg	0.64kg
396B-3	3	camera bracket with 16mm spigot and camera attachment	Double-anchored 16mm hexagonal/universal spigot	860mm	4.5kg	0.9kg





MEDIUM HYDRO KIT **825**

Medium Hydrostatic arm, featuring 5/8" and 1/4" pins to support larger and heavier items, is now combined with our Super Clamp 035. The arm is provided with hydraulic mechanism for having the best locking system.



0.96kg



4kg



MINI HYDRO KIT **830**

Mini Hydrostatic arm, combined with the smallest clamp, gives you an exceptional load capacity at the minimum size. The arm is provided with hydraulic mechanism for having the best locking system.



0.32kg



3.5kg



SMALL HYDRO KIT **827**

Small Hydrostatic arm is the ideal companion of a Nano Clamp for an even better versatility. The arm is provided with hydraulic mechanism for having the best locking system.



2,2kg



0.325kg



CLAMPING NANO KIT **MCK054A-A0**

NEW

Made of a 386B Nano Clamp, a 492 Center Ball Head and a 125 Adapter (1/4" - 3/8"). It's the smallest tripod on the earth with total flexibility of use from self recording, to on board filming (e.g. motorbikes, bikes or any other sport you can think of where you have "something" to clamp on).



CLAMPING HD KIT **MCK055A-A0**

NEW

Made of a 035 Super Clamp, a 496RC Center Ball Head with a quick release and a 037 Adapter. It's a simple and versatile "multisport kit", able to support your camera while filming your favourite moments... Manfrotto is professional amusement.



TILT TOP CLAMPING KIT **MCK055A-A00**

NEW

Made of a 035 Super Clamp and a 155 Tilt Top head. It's a simple and versatile "multisport kit", able to support your camera and filming your favourite moments... Manfrotto is professional amusement.



MAGIC ARM KIT **MAK055A-143N**

NEW

Made of the 035 Super Clamp, the 143N Magic Arm and the 143BKT Camera Plate. The worldwide famous clamp+arm Manfrotto combination. You think of the application, we give you the solution.



ARTICULATED SUPPORT KIT **MAK055A-196B-2**

NEW

Made of the 035 Super Clamp, the 196B-2 Articulated Arm and the 143BKT Camera Plate. Light, easy and intuitive to use, it is an ideal alternative support for your camera or LED light.



ARTICULATED SUPPORT HD KIT **MAK055A-396B-3**


NEW

Made of the 035 Super Clamp, the 396B-3 Articulated Arm and the 143BKT Camera Plate. Highly extensible, it enables to position a camera stabilized when there is no space for a tripod.

Still Life



Indispensable for all professional still life photographers, Manfrotto Still Life tables are made with lightweight aluminium tubing, dedicated clamps and translucent white Perspex covers for back- or front-lighting of your subject. Their design allows continuous adjustment of the curved backdrop at different angles, making them ideal for product photography. Full modularity makes the table easy to assemble and disassemble. The Manfrotto Still Life line is complete with the well-known Multiclamp system. This extremely flexible and modular system allows you to design and create all sorts of supports that can be easily set up, dismantled and reused for completely different applications. Several accessories will allow you to deal with specific problems.



Multi-purpose shooting tables.

Model 220 is fully compatible with the Multiclamp range giving you the possibility to modify and adapt its features to your needs.

Easily assembled/disassembled aluminium structure.



STILL LIFE TABLE 220 B

Still Life Table with white, translucent perspex cover for back or front lighting.
 Size of panel: 200x122cm.
 Distance from floor to flat surface: 83cm.
 Height with back on vertical position: 193cm.
 Adjustable tilting back.



18.6kg



15kg

STILL LIFE TABLE WITHOUT COVER 220PSL B

Not illustrated

Same as 220, without perspex cover.

PERSPEX COVER FOR STILL LIFE TABLE 220PX

Not illustrated

White, translucent perspex cover for back or front lighting.
 Size of panel: 200x122cm.



Quick-change spring clips hold the table cover to the frame.



Adjustable tilting back.



Easy tool-free assembly.



MINI STILL LIFE TABLE 320 B

Smaller version of Still Life Table model 220. Size of panel: 150x78cm.
 Distance from floor to flat surface: 70cm.
 Height with back in vertical position: 157cm.
 Adjustable tilting back and adjustable front legs.



10kg



10kg

MINI STILL LIFE TABLE WITHOUT COVER 320PSL B

Not illustrated

Same as 320, without perspex cover.

PERSPEX COVER FOR MINI STILL LIFE TABLE 320PX

Not illustrated

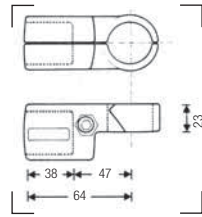
White, translucent perspex cover for back or front lighting.
 Size of panel: 150x78cm.



Adjustable tilting back.

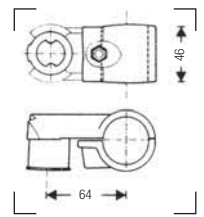


Easy tool-free assembly.



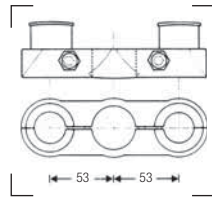
BASIC CLAMP MT001

Used to connect tubes at a right angle.



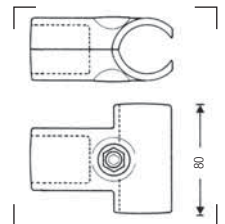
VARIABLE ANGLE CLAMP MT002

Used in conjunction with MT001 to create a structural pivot.



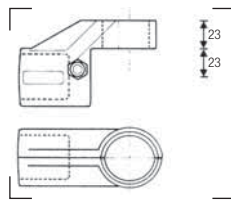
DOUBLE VARIABLE ANGLE CLAMP MT003

Used in conjunction with two MT001, to bridge one structural pivot into two.



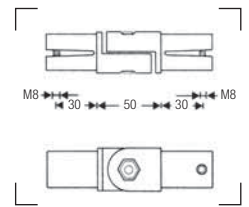
"T" CLAMP MT004

Used like MT001, when a stronger connection is required.



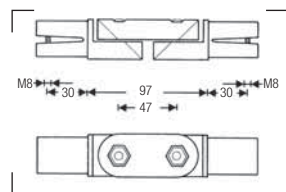
RIGHT ANGLE CLAMP MT005

Used to connect a third or fourth crossing tube on the same axis.



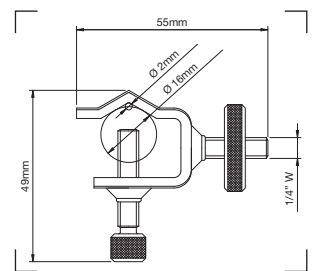
ARTICULATED JOINT 180° MT045

Two tubes can be fixed at any angle from 90° to +90°.



ARTICULATED JOINT 360° MT046

Joins two tubes at any angle from 180° to +180°.

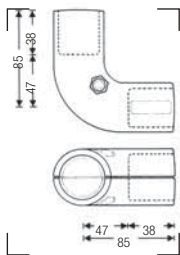


MICRO CLAMP 196AC

Grips items from 2mm to 16mm thick.

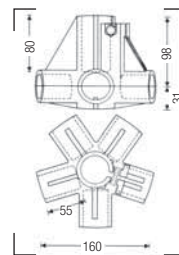


0.06kg



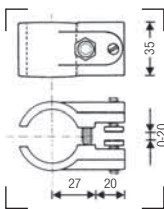
90° CURVED CLAMP MT029

Joins two tubes at 90° to each other.



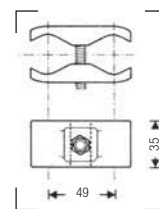
FIVE-WAY BASE CLAMP MT056

Joins upto five tubes on the same plane at 72° to each other, plus one tube on the perpendicular plane.



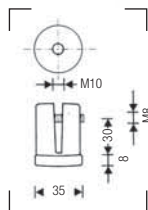
PANEL CLAMP MT013

Used to clamp large panels.



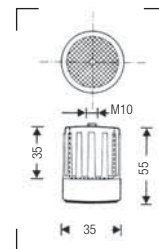
PARALLEL CLAMP MT014

Used to clamp two tubes in parallel.



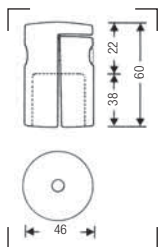
FOOT ADAPTER MT021

Expands and locks into tubes enabling the connection of various accessories (MT022, MT023, MT027, etc.).



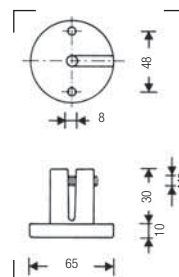
ADJUSTABLE FOOT MT022

Must be connected with MT021.



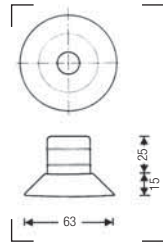
WALL TO WALL ADAPTER MT024

Used to fix tubes from wall to wall.



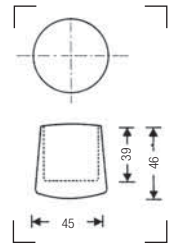
LARGE FOOT ADAPTER MT036

Used to fix a tube to wall or floor.



RUBBER TUBE FOOT **MT015**

Set of two.



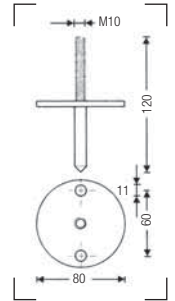
RUBBER TUBE COVER **MT016**

Set of two.



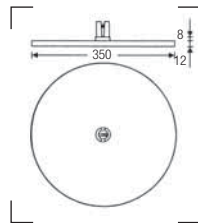
DISK FOOT **MT030**

Must be connected with MT021 or MT025.



OUTDOOR SPIKE **MT023**

Must be connected with MT021 or MT025.



DISK BASE **MT065**

Base plate for added stability.



WHEEL SET **103**

Ø: 80mm without brakes, with M10 attachment. Set of three.



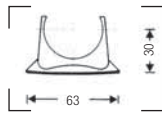
WHEEL SET **104**

Wheel set Ø: 75mm with brakes and M10 attachment. Set of three.



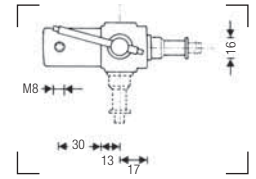
WHEEL SET **104G**

Ø: 100mm without brakes, with M10 attachment. Set of three.



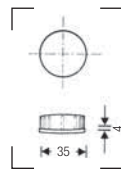
RUBBER SUCKER MT034

Used to support smooth panels/glass above horizontal tubes.
Can be used as a foot below horizontal tubes (set of two).



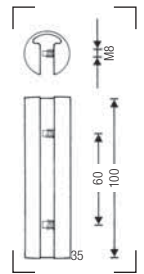
16MM SOCKET MT025

Used to mount standard 16mm light fixtures.



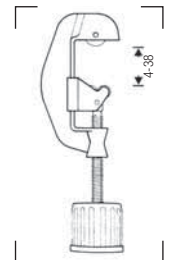
TUBE END PLUG MT017

Closes the ends of tubes.
Not suitable for use as a foot (set of two).



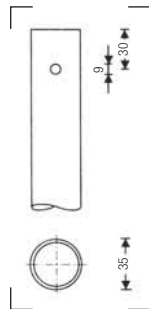
TUBE CONNECTOR MT020

Used to connect two tubes end to end.



TUBE CUTTER MT018

Cut multiclamp tubing to the exact length you need for made-to-measure structures.

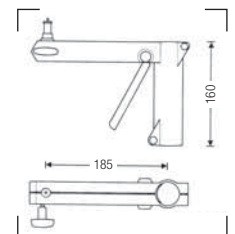


50CM LONG ALUMINIUM TUBE MT105 B

100CM LONG ALUMINIUM TUBE MT110 B

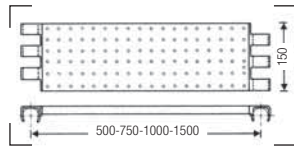
150CM LONG ALUMINIUM TUBE MT115 B

200CM LONG ALUMINIUM TUBE MT120 B



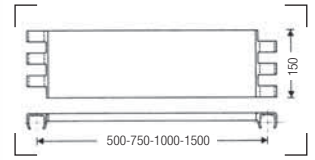

SLIDING SUPPORT ARM 231ARM

Quick release arm, used to mount standard 16mm light fixtures, attachments 16mm female and Spigot 013 (16mm male and 1/4" - 3/8" screws).



PANEL WITH HOLES MT007

These panels have plastic clips at either end which grip onto tubes to allow the creation of continuous planes (non-walkable) for use as shelves, supports or narrow walls. Length: 500mm.



PANEL MT007P

Same as MT007, without holes. Length: 500mm.

PANEL WITH HOLES MT008 Not illustrated

Length: 750mm.

PANEL MT008P Not illustrated

Length: 750mm.

PANEL WITH HOLES MT009 Not illustrated

Length: 1000mm.

PANEL MT009P Not illustrated

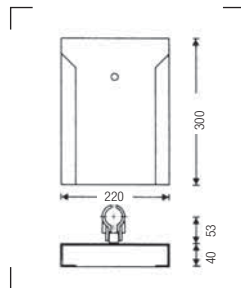
Length: 1000mm.

PANEL WITH HOLES MT011 Not illustrated

Length: 1500mm.

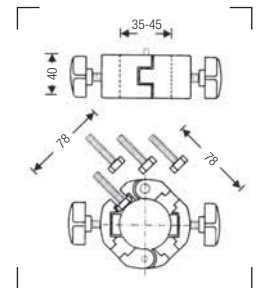
PANEL MT011P Not illustrated

Length: 1500mm.



BROCHURE HOLDER MT062

Brochure holder.



AUTOPOLE TO MULTITUBE ADAPTER MT052

Used in conjunction with MT021 to connect multitube with 40-45mm tubes.



DOT & FINGER KIT I1550 KIT

Comprising:

- 1 x 3" (7.5cm) Single+Double,
- 1 x 6" (15cm) Single+Double,
- 1 x 6" (15cm) Silk,
- 2 x 6" (15cm) Flags,
- 1 x 12" (30cm) Single,
- 1 x 14" (36cm) Silk,
- 1 x 14" (36cm) Flag,
- 2 x Mini Flex Arm, 1 Bag.




DOTS & FINGERS

Designed to be mounted on flex or articulated arms, Dots and Fingers are essential tools to create precise light effects on small areas. Our complete range, available in different dimensions and various fabric types, provides the right solution to your needs.

Fabric	Description	Dot	Dot	Dot	Finger	Finger
	Size (Inches)	3	6	10	2x12	4x14
	Size (cm)	7.6	15	25	5x30	10x35
Single Scrim		I 100S	I 200S	I 300S	I 400S	I 500S
Double Scrim		I 100D	I 200D	I 300D	I 400D	I 500D
Silk		I 100K	I 200K	I 300K	I 400K	I 500K
Solid Black		I 100B	I 200B	I 300B	I 400B	I 500B
Sunlite / White		I 100SW	I 200SW	I 300SW	I 400SW	I 500SW
Gold / Silver		I 100GS	I 200GS	I 300GS	I 400GS	I 500GS

Background Papers & Support Systems



Our extremely modular background support system is reliable, simple to use and flexible enough to match most of your support needs for paper, drapable, hand-painted or canvas backgrounds, in the studio or on location. For core mounted backgrounds the system used is based on the Expan chain operated drive developed by Manfrotto.

The Expan can be mounted on dedicated hooks which vary in shape and design depending on the number of backgrounds to be used.

If, as usually happens with canvas backgrounds, there is no central core around which to wrap the background material, Manfrotto provides a three section telescopic pole that can be attached on top of a set of two stands, making it ideal for location assignments.



We have now available also a full range of background papers branded Manfrotto, ready to go in 51 different colors. The variety includes whites, blacks, greys passing through vibrant greens, reds, yellows and blues.

You are now able to buy a full package thanks to the huge range of background supports we have been manufacturing from 30 years now.

Never forget that paper is a natural product so can be affected by environmental factors, that's why we recommend that paper rolls are stored upright in a dry place. Also, please consider that due to manufacturing process the consistency of colors can slightly vary; lighting and texture can also influence the final appearance of colors.

Our paper is 100% recyclable.

In a market running fast, Manfrotto has decided to run faster.


1.35x11 metres (53"x12 yds) and 2.72x11 metres (107"x12 yds)



Barley
MBP001S (1.35x11 metres)
MBP001M (2.72x11 metres)



Seal Grey
MBP002S (1.35x11 metres)
MBP002M (2.72x11 metres)



Carnation
MBP003S (1.35x11 metres)
MBP003M (2.72x11 metres)



Cedar
MBP004S (1.35x11 metres)
MBP004M (2.72x11 metres)



Cloud Grey
MBP005S (1.35x11 metres)
MBP005M (2.72x11 metres)



Hazelnut
MBP006S (1.35x11 metres)
MBP006M (2.72x11 metres)



Lagoon
MBP007S (1.35x11 metres)
MBP007M (2.72x11 metres)



Larkspur
MBP008S (1.35x11 metres)
MBP008M (2.72x11 metres)



Maize
MBP009S (1.35x11 metres)
MBP009M (2.72x11 metres)



Chromagreen
MBP010S (1.35x11 metres)
MBP010M (2.72x11 metres)



Oyster
MBP011S (1.35x11 metres)
MBP011M (2.72x11 metres)




Sea Mist
MBP012S (1.35x11 metres)
MBP012M (2.72x11 metres)



Spruce Green
MBP013S (1.35x11 metres)
MBP013M (2.72x11 metres)



Smoke Grey
MBP014S (1.35x11 metres)
MBP014M (2.72x11 metres)



Marble
MBP015S (1.35x11 metres)
MBP015M (2.72x11 metres)



Damson
MBP016S (1.35x11 metres)
MBP016M (2.72x11 metres)



Champagne
MBP017S (1.35x11 metres)
MBP017M (2.72x11 metres)




Charcoal
MBP018S (1.35x11 metres)
MBP018M (2.72x11 metres)



Summer Green
MBP019S (1.35x11 metres)
MBP019M (2.72x11 metres)




Apple Green
MBP020S (1.35x11 metres)
MBP020M (2.72x11 metres)



Arctic White
MBP021S (1.35x11 metres)
MBP021M (2.72x11 metres)



Banana
MBP022S (1.35x11 metres)
MBP022M (2.72x11 metres)



Black
MBP023S (1.35x11 metres)
MBP023M (2.72x11 metres)



Buttercup
MBP024S (1.35x11 metres)
MBP024M (2.72x11 metres)



Ceramic Blue
MBP025S (1.35x11 metres)
MBP025M (2.72x11 metres)



Crimson
MBP026S (1.35x11 metres)
MBP026M (2.72x11 metres)



Crocus
MBP027S (1.35x11 metres)
MBP027M (2.72x11 metres)



Lobelia
MBP028S (1.35x11 metres)
MBP028M (2.72x11 metres)



Oxford Blue
MBP029S (1.35x11 metres)
MBP029M (2.72x11 metres)



Peat Brown
MBP030S (1.35x11 metres)
MBP030M (2.72x11 metres)

NEW

1.35x11 metres (53"x12 yds) and 2.72x11 metres (107"x12 yds)



Platinum
MBP031S (1.35x11 metres)
MBP031M (2.72x11 metres)



Polar White
MBP032S (1.35x11 metres)
MBP032M (2.72x11 metres)



Rose Pink
MBP033S (1.35x11 metres)
MBP033M (2.72x11 metres)



Silver Birch
MBP035S (1.35x11 metres)
MBP035M (2.72x11 metres)



Sulphur
MBP036S (1.35x11 metres)
MBP036M (2.72x11 metres)




Chromablue
MBP037S (1.35x11 metres)
MBP037M (2.72x11 metres)



Royal Blue
MBP038S (1.35x11 metres)
MBP038M (2.72x11 metres)



Sunflower
MBP039S (1.35x11 metres)
MBP039M (2.72x11 metres)



Mandarin
MBP040S (1.35x11 metres)
MBP040M (2.72x11 metres)



Leaf
MBP042S (1.35x11 metres)
MBP042M (2.72x11 metres)



Cobalt
MBP043S (1.35x11 metres)
MBP043M (2.72x11 metres)



Tropical Green
MBP044S (1.35x11 metres)
MBP044M (2.72x11 metres)



Sky Blue
MBP045S (1.35x11 metres)
MBP045M (2.72x11 metres)



Aqua
MBP046S (1.35x11 metres)
MBP046M (2.72x11 metres)



Riviera
MBP047S (1.35x11 metres)
MBP047M (2.72x11 metres)



Cherry
MBP048S (1.35x11 metres)
MBP048M (2.72x11 metres)



Storm Grey
MBP049S (1.35x11 metres)
MBP049M (2.72x11 metres)



Chestnut
MBP050S (1.35x11 metres)
MBP050M (2.72x11 metres)



Ultra Black
MBP051S (1.35x11 metres)
MBP051M (2.72x11 metres)



Morning Mist
MBP052S (1.35x11 metres)
MBP052M (2.72x11 metres)



ECO Bright White
MBP052S (1.35x11 metres)
MBP052M (2.72x11 metres)


3.56x30.5 metres (140"x33yds)



Chromagreen
MBP010L (3.65x30 metres)



Smoke Grey
MBP014L (3.65x30 metres)



Black
MBP0523L (3.65x30 metres)



Polar White
MBP032L (3.65x30 metres)



Chromablue
MBP037L (3.65x30 metres)

Manfrotto motorised background support system composed by:



Background roll supporting spigots Single version only (1 pair for each background to be supported):

Code: 850

Control box with Infra Red remote controller 2 versions are available depending on voltage of local mains electric supply:

Code: 851 (for 110V supply)

Code: 852 (for 220V supply)

Hooks (pair) 3 versions to support 4/6/10 backgrounds:

Code: 854-4

Code: 854-6

Code: 854-10

Mains electric power cable 3 different power leads are available to fit the most common electric sockets:

Code: 850US

Code: 850EU

Code: 850UNIV

CONTROL BOX - 220V **852**

Main control box power supply voltage - 230V 50Hz (European version) with Infra Red remote controller. Manfrotto's motorised EXPAN system is based on the well known manual EXPAN device, a fast and efficient paper background drive set designed by Manfrotto to easily and rapidly roll and unroll all types of backgrounds (using a similar technique to that used on window blinds). The 852 and 851 EXPAN background units build on the practicality of the original concept and add motorised, remote controlled practicality and ease of use to perfectly control the deployment of up to 10 backgrounds.

Controls up to 10 motors (therefore 10 backgrounds).

Operating functions controlled by included IR remote controller.

Advanced IR communication functions.

- Remote controller and control box are both programmable for operation on one of seven different channels - therefore if two control box systems are used in the same room, they can be set to different channels to avoid interference. In this case, it is not possible to control both main control boxes with one remote IR controller.
- Communication protocol IRUP - Infra Red over UPSEC Protocol.
- Advanced IR receiver is very sensitive to remote controller signal but extremely disruption-proof.
- Advanced background motor control functions.
- Each channel has independent, programmable background stop levels for max and min extension positions. Positions are remembered even after power off.
- Manual mode background positioning.
- "Overload sensor" - automatically stops motor to protect equipment in case of overloading.
- "All backgrounds up" function - automatically rolls all backgrounds with a single touch of a button.
- "Background Start-up" function for easy background positioning in manual mode.
- "Fast stop" function - stops the background immediately, also reduces motor inertia after power off.
- Advanced background rolling modes, which speed-up system operation i.e. rolling up unused backgrounds.

Integrated easy-read display (digit height 45mm) shows selected background number.

Standby mode for minimised power consumption.

Internal software upgrades possible via ordinary PC (cable and software upgrades supplied separately).

Communication follows UPSEC protocols to permit future extensions of the product (e.g. control by PC, radio, etc.).

Sound signals for easy operation.

Customisable - user can change parameters of the control box such as background working modes, sound on/off, etc.

Owing to differences in international standards, main power supply cable is not included.

Each control box has two "test" functions, which roll selected backgrounds up and down.

CONTROL BOX - 110V **851**

Not illustrated

Main control box power supply voltage - 110V 50/60Hz (Asia/US version) with Infra Red remote controller.



BACKGROUND ROLL SUPPORTING SPIGOTS **850**

Supplied in sets (one set = 1 passive roller and 1 active motor drive).

Heavy duty motor to allow operation of heavy backgrounds (up to 12kg).

Smooth operation thanks to cardan - type clutch.

Equipped with hall-effect electronic position sensors, enable positioning precision down to 1/3 of a turn.

Very easy to install - just plug in jacks.

Cable to Main control Unit 1.5 meter length.



HOLDER FOR 4 BACKGROUNDS 854-4

Set of two universal holders for 4 backgrounds. Can be hung from wall or ceiling. Holders max load (depending on wall/ceiling) 100kg. Supplied screws may not be suitable for all wall/ceiling types.



MAIN POWER CABLE - USA 850US

Main power cable for Control Box USA plug. Type NEMA5-15P - 2.5mt long.



HOLDER FOR 6 BACKGROUNDS 854-6

Set of two universal holders for 6 backgrounds. Can be hung from wall or ceiling. Holders max load 140kg when holders are attached to the ceiling, 70kg if attached to the wall. Supplied screws may not be suitable for all wall/ceiling types.



MAIN POWER CABLE - EUROPEAN 850EU

Main power cable for Control Box European plug. Type CEE7-Y11. 2.5mt long.



HOLDER FOR 10 BACKGROUNDS 854-10

Set of two universal holders for 10 backgrounds. Can be hung from wall or ceiling. Holders max load 180kg (depending on wall/ceiling). Supplied screws may not be suitable for all wall/ceiling types.



MAIN POWER CABLE 850UNIV

Main power cable for Control WITHOUT PLUG. 2.5mt long.

MOTORISED EXPAN KIT 852K-4

Not illustrated

Composed by 852 + 854-4 + 850EU and four 850.

MOTORISED EXPAN KIT 851K-4

Not illustrated

Composed by 851 + 854-4 + 850EU and four 850.

The Manfrotto background support system is based on the Expan, a fast and efficient background drive set. Insert the EXPAN into the background roll, block and use the chain to roll the paper up and down as you wish.



EXPAN 046

Background paper drive set for one roll. Including plastic chain and weight. Expands from: Ø 46mm to 78mm.



A system of hooks is available in pairs and can support 1, 3 or 6 backgrounds when used in conjunction with the Expan. B/P Hooks can be attached to Autopole by using the Super Clamp 035 or screwed directly onto a wall or ceiling.



EXPAN ATTACHMENT 081

Another quick solution to hang your expan up to a baby stand.



EXPAN WITH METAL CHAIN 046MC

Not illustrated

Same as 046 with metal chain.



B/P TRIPLE HOOKS 045

Set of two background paper holders for three Expan 046. Can be fixed to a wall with supplied studs and screws, or to Super Clamp 035 by means of supplied screw set.



B/P HOOKS 045-6

Set of two brackets for six Expan 046 sets. To be fixed to a wall with supplied screws.





B/P CLAMPS 044

Same as 045 but ready for use on Autopoles®, including two Super Clamp 035.



2.85kg



B/P SINGLE HOOKS 059WM

Wall fixing background paper holder set for one Expan 046. Complete with screw set.



0.54kg



B/P SINGLE HOOKS 059

Set of two wall fixing background paper holders for one Expan 046. Plugs into Super Clamp 035 socket.



0.42kg



MINI B/P SINGLE HOOKS 177

Set of two hooks for Expan 046 background paper holder to fit on Mini Clamp 171.



0.125kg



EXPAN CHAIN - 1M LONG, GREY 091G

1m extra chain for Expan 046 to extend the standard one. Available also in the following colours: Red - code 091R; Black - code 091B.



0.06kg



EXPAN RED METALLIC CHAIN 091MCR

Can replace plastic chain on Expan 046. Total length: 3.5m. Available also in the following colours: Grey - code 091MCG; Black - code 091MCB.



0,6kg

EXPAN CHAIN - 3M LONG, GREY 091FLG Not illustrated

3m extra chain for Expan 046. Available also in the following colours: Red - code 091FLR; Black - code 091FLB.



CHAIN WEIGHT **094**

Provides weight to keep Expan chain tight.



0.3kg



B/P COUNTERWEIGHT **062-2**

Counterweight for background paper in 2 sections.
Length: 275cm.



0.85kg



ALU-CORE **047-2**

Aluminium core in 2 sections Ø: 50mm for uncored back round paper.
Has adhesive tape for sticking on paper. Length: 275cm.



1.28kg

ALU-CORE **047-3**

Not illustrated

Same as 047-2 but longer. Length: 366cm.



1.28kg



SET STANDS KIT **1314B**

Designed to support rolls or sheets of background paper or any other ground material.

The kit comprises of:

- 1 x 3 Section Telescopic Pole Art. 272B,
- 2 x Baby Stand,
- 2 x Mini Spring Clamp Art. 275 and Transport Kit Bag.

* distributed on background roll



4.2kg



10kg*

TELESCOPIC POLE **272B**

Not illustrated

3 section telescopic background pole on it's own.

Minimum extension: 112cm.

Maximum extension: 298cm.

Weight: 0.85kg.

Attachment: type 25.

Sky Track System





Ideal for all photo and video studios where the floor needs to be kept totally clear of power cables and lighting stands, the Sky Track System permits rapid manoeuvre and setting of suspended large lights or lights with awkwardly sized accessories like soft boxes.

It solves positioning problems even on complex sets or in studios of the most unusual dimensions, and offers considerable advantages and ease of use compared to traditional floor stands.

Manfrotto Sky Track System has a broad range of accessories to adapt your space to the ideal studio and to provide perfect compatibility with all types of lights, whether photographic, video or film.

The Sky Track System is a comprehensive range of lighting suspension for all situations from small studios to the largest ones. Manfrotto line includes the versatile ceiling mounted, rails, manual and motorised pantographs and a wide range of brackets and support.



BLACK ANODISED 3M RAIL FF6003B

These rails are made in section of black anodised aluminium in standard lengths as listed. For fixed rails, longer sizes are obtainable by fitting two or more rails together. Sliding rails cannot be joined. To connect two fixed rails use code FF3208. You must always support the junction of two rails with a ceiling attachment placed on the junction itself. Moving rails longer than 3m must be supported with more than two fixed rails. The maximum distance (B) between any of these fixed rails is 2m (see drawing).

ANCHORAGE POINT

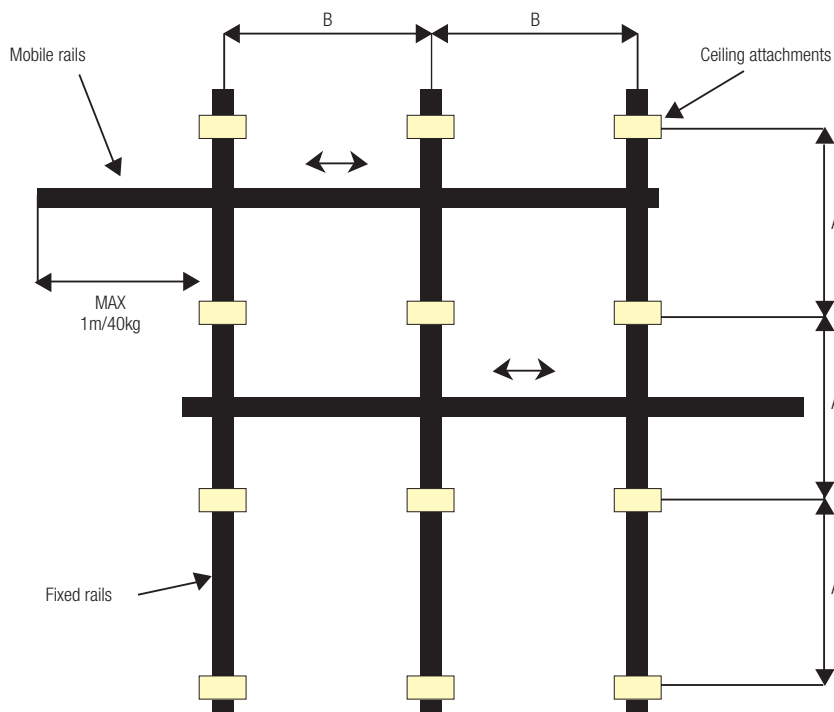
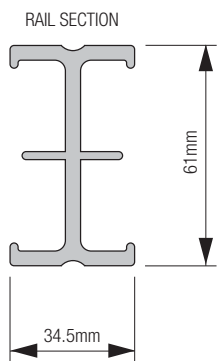
The spacing of the rail support brackets depends on the load anticipated on the rail itself, but should generally be in accordance with the table below, "A" indicates the distance between two anchorage points. However we advise that fixing brackets should not be spaced more than 2m apart.

BLACK ANODISED 4M RAIL FF6004B

Not illustrated

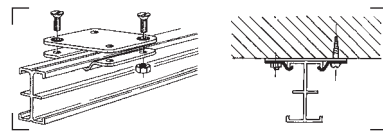
BLACK ANODISED 5M RAIL FF6005B

Not illustrated



Rail working Max load chart

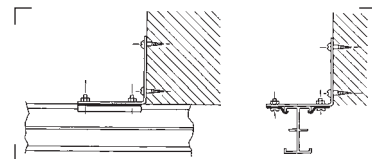
A (mm)	Weight (kg)
1000	200
1500	100
2000	50



BRACKET FOR CEILING ATTACHMENT **FF3210**

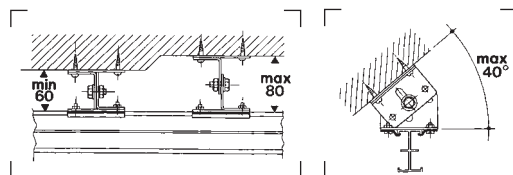
Bracket for ceiling attachment of the rail.

It is advisable to pre-assemble these brackets on the rails at ground level to ensure correct alignment before screwing to a ceiling.



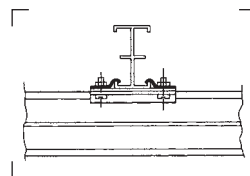
ANGLE BRACKET ("L"-SHAPED) FOR FIXING TO BEAMS **FF3212**

Bracket for wall attachment of the rail.



ADJUSTABLE BRACKET FOR IRREGULAR CEILINGS **FF3215**

Allows height differences in ceilings of maximum 2cm; combining two brackets you can compensate for differences of maximum 4cm.



DOUBLE BRACKET FOR RAIL CROSSINGS **FF3211**

This is used to permanently attach two rails at a right angle or parallel.



CEILING BRACKET WITH 50CM EXTENSION FF3218

Used alone or in combination these brackets allow the attachment of the rails at the desired height.

CEILING BRACKET WITH 100CM EXTENSION FF3220

Not illustrated



EXTENSION BRACKET FOR VARIOUS HEIGHTS FF3215A

Its length is adjustable from 10cm to 15.5cm. Using the clamp screw, you can obtain all intermediate sizes. Provided with a security lock, in case the regulating screw loosens, blocks the bracket at maximum extension. It's used to compensate for height differences in ceilings of 5.5cm or more, with combinations of other brackets. It's also used for obtaining intermediate sizes in combination with the extendable ceiling brackets.



KIT OF 4 END STOPS WITH 4 CABLE CARRIAGES FF3207

These fit to the holes on the ends of a rail to prevent carriages leaving the rail and to prevent moving rails leaving their carriages.

IMPORTANT: must be fitted to upper and lower holes on moving rails but only to lower holes on fixed rails.



ALIGNING CONNECTORS FOR FIXED RAILS FF3208

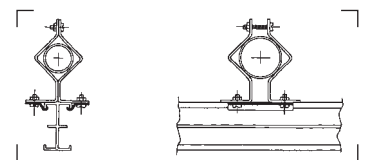
A pair of clamp plates with screws to join two fixed rails together by clamping across the junction on the upper guide, using holes provided in the rail.

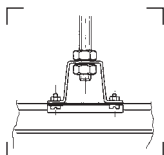
IMPORTANT: the junction must always be supported by a rail-mounting bracket placed astride



BRACKET FOR TUBE ATTACHMENT FF3214

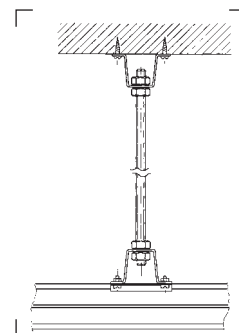
This can be fastened to tubes with diameters from 35mm to 50mm inclusive. It's used to directly support the rail that can be fixed in place either longitudinally or transversely. This bracket can be used as a brace for fixed supports, as well.





BRACKET FOR CEILING ATTACHMENT FF3214A

Can be attached directly by screws or rods with a maximum diameter of 1/2". Before mounting the bracket it is advisable to standardize the length of both the rods and screws. Fix the bracket between a nut allowing the screw on the inside of the bracket to protrude about 1.5cm. When fixture is completed, it is then possible to regulate a perfect rail levelness by adjusting the nuts which fasten the brackets.



RAIL MOUNTING KIT WITH M12 STUD FF3214B

Comprised of a bracket to be attached to the ceiling with 4 screws, a 1m long M12 rod completely threaded, 4 M12 nuts, and a bracket for the rail fixture. The rod can be cut to the desired size and then attached to the bracket by way of the nuts supplied. The rod must protrude approx 1cm on the inside of the bracket. When fixture is completed, it is then possible to regulate a perfect rail levelness by adjusting the nuts which fasten the brackets.



DISMOUNTABLE SLIDING CARRIAGE WITH 4 WHEELS AND 16MM SPIGOT FF3228

This carriage can be inserted directly at any point on the rail by unscrewing the wheel plate. This is used when it becomes necessary to add a supplementary carriage to an already assembled RAIL SYSTEM installation. It is free-sliding and is suitable for normal loads.



SLIDING CARRIAGE WITH 4 WHEELS AND 16MM SPIGOT FF3230

It is free-sliding carriage. It is suitable for normal weight loads up to 60kg.



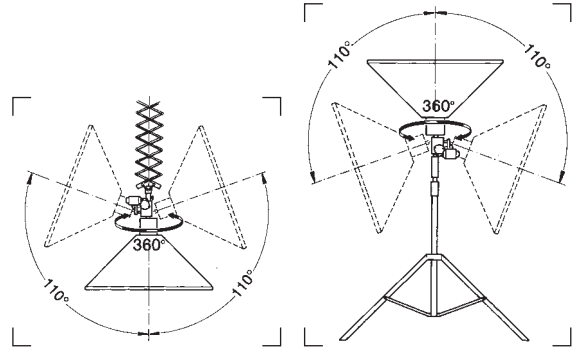
MOTORISED CARRIAGE WITH 16MM SPIGOT FF3340

It is powered with a 24 Vdc motor and must be fed and operated by an electronic power supply, code FF3288M/FF3286M.



SLIDING CARRIAGE WITH 4 WHEELS, BRAKE AND 16MM SPIGOT FF3229

This is provided with a brake which keeps it locked in the position where it is placed. It is suitable for normal loads up to 60kg. To release brake pull down on wire with operating pole.



MOTORISED HEAD FF3450

Motorised head with 2 motors for the rotation made up of a small bank, flash or television camera. It has a 16mm spigot on both sides. It can be positioned between a pantograph and utilisation (illuminator, small bank, flash, video camera, etc.) or it can also be mounted onto a stand. It allows a combined rotation of 360° on axis X and 110° on axis Y. It is powered by two 24 Vdc motors that must be fed and operated by an electronic power supply FF3288M/FF3286M1; motor powers the rotation on axis X and the other on the axis Y.



DOUBLE SLIDING CARRIAGE FF3232

Both the upper carriage and the lower one are free-sliding.



DOUBLE SLIDING CARRIAGE WITH DOUBLE BRAKE FF3235

This is equipped with brakes on both upper and lower carriages. The upper brake blocks the carriage on the fixed rail, while the lower carriage's brake blocks the sliding of the moving rail.



DOUBLE SLIDING CARRIAGE WITH ONE BRAKE FF3236

This is provided with a brake on only one carriage. Normally, the carriage with brake is mounted on the fixed rail so that it is locked into place enabling the mobile rail to slide. If the carriage with brake is mounted onto the mobile rail, you obtain the opposite effect, that is, the sliding of the mobile rail gets blocked, while the carriage can freely slide on the fixed rail.



MOTORISED DOUBLE CARRIAGE FF3350

The upper carriage is powered by a 24 Vdc motor which must be fed and operated by an electronic power supply code FF3288M/FF3286M. The lower carriage is equipped with a brake which blocks the mobile rail from sliding.



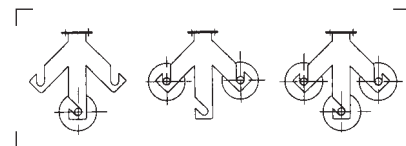
DOUBLE SLIDING CARRIAGE WITH AN EXTRA HEIGHT FF3325

It is used together with the motorised carriage code FF3350. The upper carriage, is as high as the motorised carriage. Both the upper carriages and the lower one are free-sliding.



FIXED BRACKET ON RAIL WITH 16MM SPIGOT FF3856

The 16mm spigot allow the mounting of lights or accessories with 16mm female attachment.



SET OF 2 SUPPORTS WITH TRIPLE BACKGROUND HOOKS FF3224

These can be fixed directly onto the rails in order to have the backgrounds in a fixed position, or they can be fixed to simple carriages with the help of the fixed brackets code FF3221, in order to have a background in a movable position.



KIT OF 5 CABLE CARRIAGES WITH BEARING FF3226C

These are from the end of the rail and run on ball-bearings. They are suitable for heavy cables.



KIT OF 5 CABLE CARRIAGES FF3226

These are inserted from the end of the rail. They do not need wheels as they slide along the rail and are suitable for normal cables.



KIT OF 5 DISMOUNTABLE CABLE CARRIAGES FF3226S

By slightly opening them, they can be inserted at any point on the rail. They are suitable for light weight cables.



OPERATING POLE 427B-4.0

4 sections, 3 risers. Ø: 28, 24, 20, 16mm.
Minimum extension: 160cm. Maximum extension: 400cm.
Closed length: 142cm.

OPERATING POLE 427B-6.5

Not illustrated

4 sections, 3 risers. Ø: 28, 24, 20, 16mm.
Minimum extension: 220cm. Maximum extension: 650cm.
Closed length: 200cm.



16MM MALE / 28MM FEMALE SPIGOT ADAPTER **FF3260**

This adapter has a 16mm spigot on one side and a 28mm female attachment on the other. It is used to connect accessories with 28mm spigot to the RAIL SYSTEM. It comes complete with safety pins.



SPIGOT ADAPTER **013**

Both sides have 16mm spigot. Used to connect two units with 16mm female attachment or to obtain 16mm spigot from a 16mm female attachment.



16MM FEMALE ADAPTER **158**

Both sides have a 16mm attachment. Used to connect two units with 16mm spigot, or to obtain a 16mm female attachment from 16mm spigot.



BALANCE ADJUSTMENT BRACKET **FF3261**

It has 16mm female attachment, to be fitted between pantograph and unbalanced lighting fixtures or other appliances. Easy adjustment, by means of a single lever, allows the pantographs to work properly.



POLE OPERATED TELESCOPIC BAR 362

Designed to support heavy light fittings, and provide pole operated pan plus tilt.
 Closed length: 35.5cm.
 Maximum height: 49cm.
 Male attachment Ø 28mm and 16mm.



OVERHEAD OUTLET-BOX WITH 3 UNIVERSAL SOCKETS FF3272

It has a 16mm female attachment with shear pin and locking screw.
 Comes complete with 5m of three-pole cable (3 x 1,5 Sq.mm) without plug.
 Max load 2000 Watts.



BRACKET FOR MULTIPLE MOUNTING FF3262

Has seven 16mm spigot and can be mounted, either in a horizontal or a vertical position, to pantograph or extensions.
 Can carry up to six appliances.



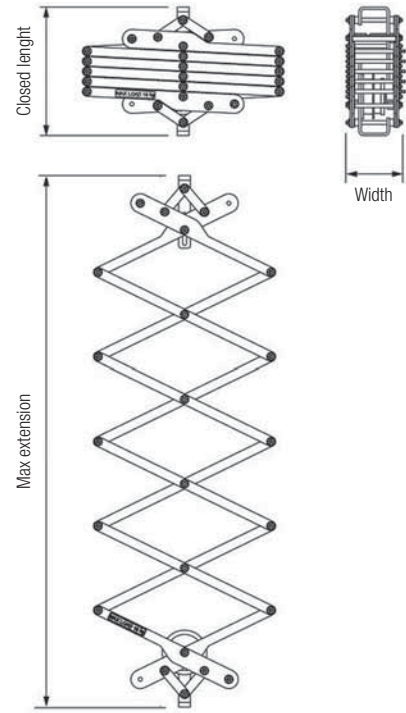
UNIVERSAL SUPPORT FOR FLASH GENERATORS AND BALLAST FF3265

Maximum width is 52cm and max height 22cm.
 A 16mm spigot mounted on the bracket allows fitting to RAIL SYSTEM.



POWER SUPPLY CABLE FF3278

15m of three-core cable (3 x 1.5 Sqmm) with special sockets for lighting fixture.



PANTOGRAPH TOP 4C FF3514N86

The pantograph is made of aluminium (P-Al MgSi UNI 3569) and manufactured according to DIN 15560-46. The attachments at both ends of the pantograph are 16mm, male on the bottom and female on the top. The load is supported by a steel cable of 2mm. diameter (safety factor 12). Loads up to 12kg can be suspended using only the patented friction device, while loads up to a maximum of 18kg require the use of the optional springs. The pantograph can be regulated to keep suspended loads from 1 to 18kg perfectly balanced. By turning the colored notched ring you can adjust the pantograph's friction; this will ensure that the load remains stable when set in position, but that it will move smoothly up and down when necessary. In any case, it is always advisable to use the springs to aid raising your pantograph. When choosing the additional spring(s) for your pantograph, you will first need to know exactly which model of pantograph you have, in order that you can select the spring of the correct length. If you have one of the new compact pantographs (with grey-painted "scissors"), look at the colour of notched ring the 2m version has a red notched ring, while the 3.8m version has a blue notched ring. After having identified the length of the pantograph, choose the appropriate spring(s) by referring to the table below.

Model	FF3514N86
Lifting rope	2mm wire rope
Safety factor rope	12
Self weight	7.3kg
Max working load	18kg
Closed length	38cm
Max extension	380cm
Width	15cm



Model	FF3512N86
Lifting rope	2mm wire rope
Safety factor rope	12
Self weight	4.7kg
Max working load	18kg
Closed length	27cm
Max extension	200cm
Width	15cm


PANTOGRAPH TOP 2C FF3512N86

Same as FF3514N86 but shorter.



SPRING TYPE 4 RED FF3531

Additional Spring for pantograph top 2C.



SPRING TYPE 4 BLUE FF3533

Additional Spring for pantograph top 4C.

SPRING TYPE 12 RED FF3532

Not illustrated

Additional Spring for pantograph top 2C.

SPRING TYPE 12 BLUE FF3534

Not illustrated

Additional Spring for pantograph top 4C.

Spring type	Counterbalanced weight
Without spring	From 0kg to 4kg
Type 4	From 3kg to 8kg
Type 4 + Type 4	From 8kg to 14kg
Type 12	From 9kg to 16kg
Type 4 + Type 12	From 13kg to 18kg



TELESCOPIC POST EXTENDIBLE FROM 85CM TO 203CM FF3248

A telescopic system for the balanced suspension of loads. Adjustable in height with automatic positioning at the desired position. A female attachment with safety plug and locking lever is fitted at each end. The safety plug has a latch with push-button release. To adjust the balance of the load, rotate the handle clockwise or counterclockwise. It sustains loads from 1.5kg up to 12kg max.

SMALL TELESCOPIC POST EXTENDIBLE FROM 60CM TO 128CM FF3249

Not illustrated

Same as FF3248, extendable from 60cm to 128cm.



EXTENSION TUBE 50CM LONG FF3240

These are fixed extenders which have a female 16mm attachment at each end. You fix them directly on the spigot of single carriages or to the fixed support FF3222.

EXTENSION TUBE 100CM LONG FF3242

Not illustrated

Same as FF3240, 100cm long.



SAFETY STEEL CABLE FF3276

Complete with spring catch and hook-up slot. Recommended for TELESCOPIC POST and TOP PANTOGRAPH in order to avoid accidental falling of equipment. Ø 2mm - Length 350mm.



TOP TWIST **FF3290**

Large lighting banks can be hung from the ceiling and manoeuvred using the Top Twist, thanks to its combination of tracks/rails, carriages and remotely-controlled motor groups.

- Two parallel rails, mounted on double carriages that run on the ceiling rails, carry the bank suspension group and allow it to be manually moved backwards and forwards.
- The central plate allows 360° motorised rotation (around the axis) and permits manual movement side to side on the rails.
- The bank supported on the rail/central support can be raised & lowered at three points, each of which is controlled by an independent motor.
- Manual movements are made easier by the supplied cables (with handles).
- Motorised movements are bi-directional and run by an electronic control box with remote control unit.

The kit is composed of:

- 3 Rails 3m long - FF6003B.
- 1 Rotation kit composed of complete 360° rotation plate, rail spacers and string complete with handgrips - FF3285.
- 8 Endstops - FF3207.
- 1 Motor group complete with sliding carriage - FF3282.
- 1 Double motor group complete with sliding carriage - FF3283.
- 1 4-channels electronic power supply - FF3286M.

Attention: please note that the following parts are not included in the kit here pictured, and they should be ordered separately:

- Rail fixing brackets.
- 4 end stops.
- 4 double carriages.
- Cable carriages.
- Remote control.

For soft box with max size: 2.5 x 1.3-1.5mt
Max load: 22kg



TOP TWIST/S FF3400

Large lighting banks can be hung from the ceiling and manoeuvred using the Top Twist, thanks to its combination of tracks/rails, carriages and remotely-controlled motor groups.

- Two parallel rails, mounted on double carriages that run on the ceiling rails, carry the bank suspension group and allow it to be moved backwards and forwards.
- The central plate allows 360° motorised rotation (around the axis) and permits manual movement side to side on the rails.
- The bank supported on the rail/central support can be raised & lowered at three points, each of which is controlled by an independent motor.
- All movements are motorised & bi-directional, run by an electronic control box with remote control unit.

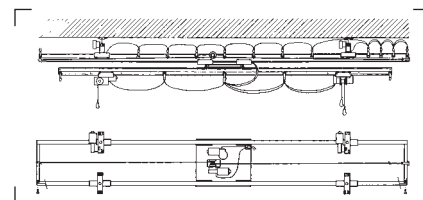
The kit is composed of:

- 3 Rails 3m long - FF6003B.
- 1 Motorised rotation kit with 2 TOP COPTER/S, motors, composed of 360° rotation plate, rail spacers and string complete with handgrips - FF3408.
- 8 Endstops - FF3207.
- 1 Motor group complete with sliding carriage - FF3282.
- 1 Double motor group complete with sliding carriage - FF3283.
- 1 8-channels electronic power supply - FF3288M.

Attention: please note that the following parts are not included in the kit here pictured, and they should be ordered separately:

- Rail fixing brackets.
- 4 end stops.
- 2 double motorised carriages, FF3350.
- 2 double sliding carriages, FF3325.
- Cable carriages.
- Remote control.

For soft box with max size: 2.5 x 1.3-1.5mt
Max load: 22kg



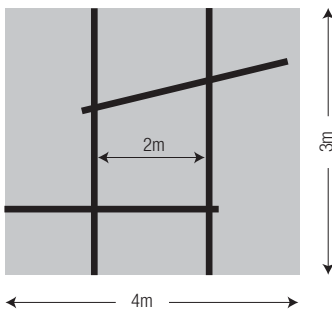


TOP SYSTEM 33 **FF3033**

Complete kit for small studios composed of 2 fixed rails 3m long, 2 mobilerails 3m long and supports for 3 light sources (1 Top Pantograph and 2 Telescopic Post).

The kit is composed of:

- 4 Rails 3m long- FF6003B.
- 3 Kits of 4 endstops - FF3207.
- 6 Brackets for ceiling fixture - FF3210.
- 3 Kits of 5 cable carriages - FF3226.
- 3 4-wheeled sliding carriages with 16mm spigot - FF3230.
- 2 Double sliding carriages - FF3232.
- 2 Double sliding carriages with single brake - FF3236.
- 2 Telescopic Post extendable from 85cm to 203cm - FF3248.
- 1 Top Pantograph extendable from 40cm to 200cm - FF3512N86.
- 2 Universal spigot adapters 16mm - 013.
- 3 Safety steel cable - FF3276.

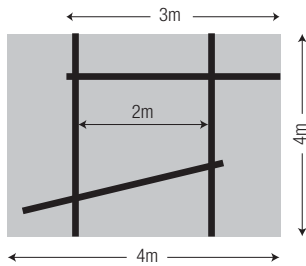


TOP SYSTEM 43 **FF3043**

Complete kit for medium-sized studios composed of 2 fixed rails 4m long, 2 mobile rails 3m long and supports for 3 light sources (3 Top Pantographs).

The kit is composed of:

- 2 Rails 3m long - FF6003B.
- 2 Rails 4m long - FF6004B.
- 3 Kits of 4 endstops - FF3207.
- 6 Brackets for ceiling fixture - FF3210.
- 3 Kits of 5 cable carriages - FF3226.
- 3 4-wheeled sliding carriages with 16mm spigot - FF3230.
- 2 Double sliding carriages - FF3232.
- 2 Double sliding carriages with single brake - FF3236.
- 3 Top Pantograph extendable from 40cm to 200cm - FF3512N86.
- 3 Safety steel cable - FF3276.

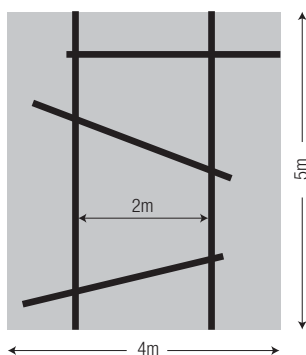


TOP SYSTEM 54 **FF3054**

Complete kit for large studios composed of 2 fixed rails 5m long, 3 mobile rails 3m long and supports for 5 light sources (4 Top Pantographs).

The kit is composed of:

- 2 Rails 5m long - FF6005B.
- 3 Rails 3m long - FF6003B.
- 4 Kits of 4 endstops - FF3207.
- 8 Brackets for ceiling fixture - FF3210.
- 4 Kits of 5 cable carriages - FF3226.
- 4 4-wheeled sliding carriages with 16mm spigot - FF3230.
- 3 Double sliding carriages - FF3232.
- 3 Double sliding carriages with single brake - FF3236.
- 4 Top Pantograph extendable from 40cm to 200cm - FF3512N86.
- 4 Safety steel cable - FF3276.



Adapters



All Manfrotto adapters provide for a high level of customization, thanks to a wide range that can accept any lighting fixture, in order to match any requirement.




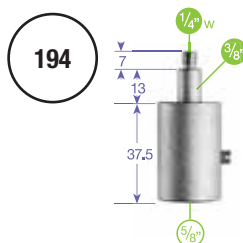
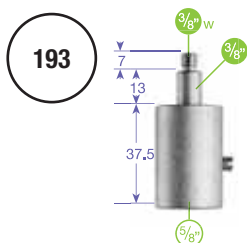
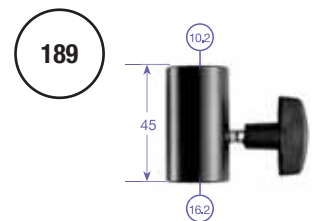
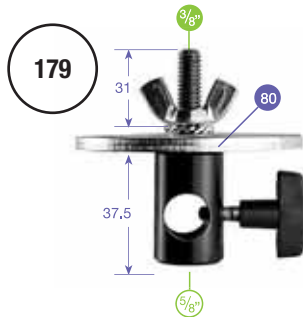
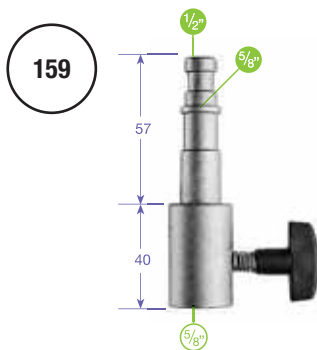
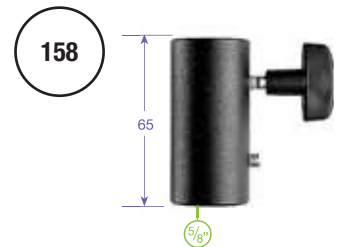
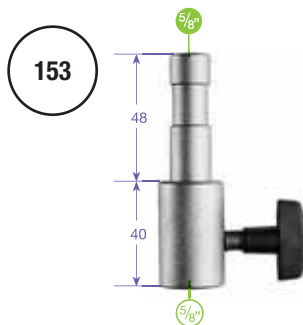
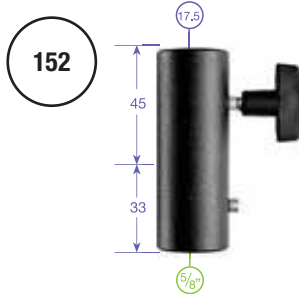
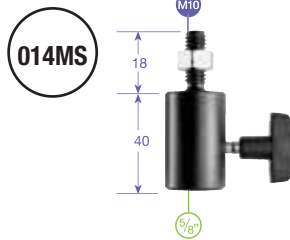
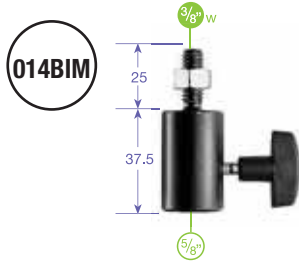
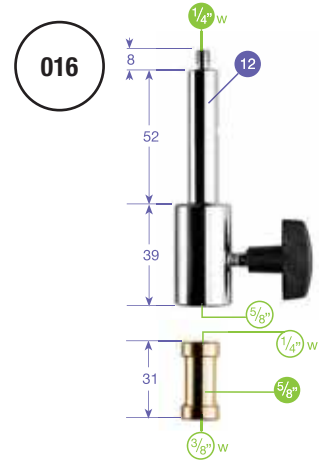
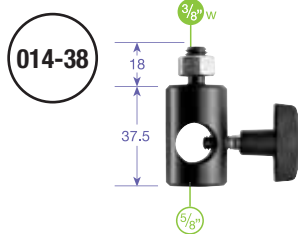
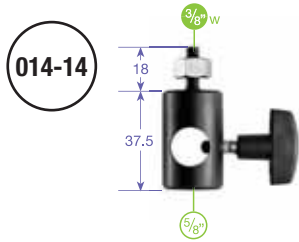
All measurements shown are metric unless otherwise stated.

$\frac{1}{4}''$ Indicates an external thread or stud diameter
● Metric ● Imperial

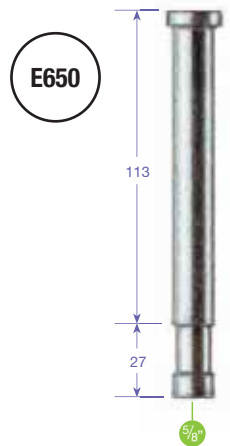

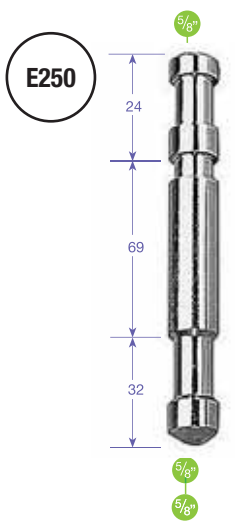
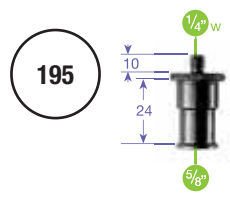
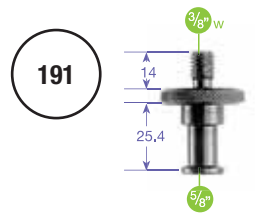
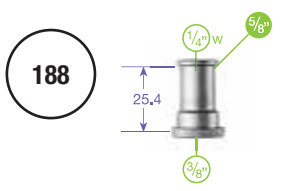
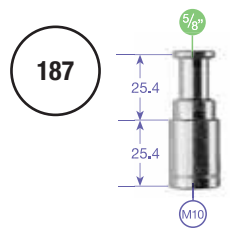
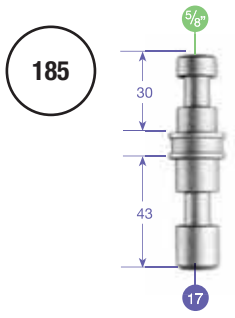
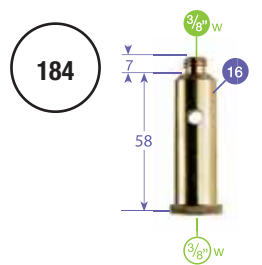
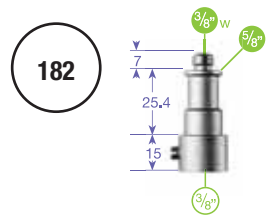
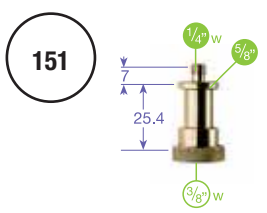
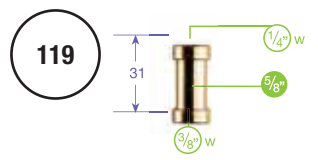
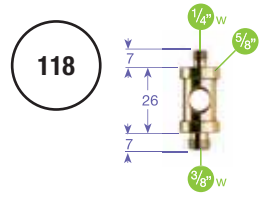
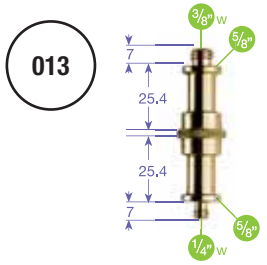
$\frac{1}{4}''$ Indicates an internal thread or socket diameter
● Metric ● Imperial

W: Whitworth thread

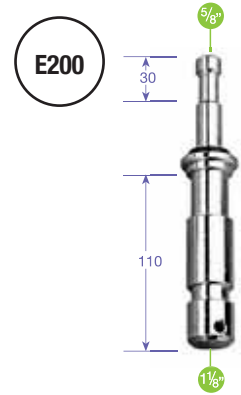
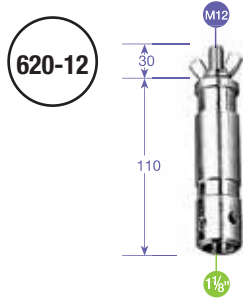
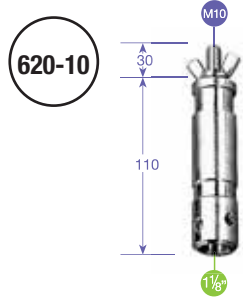
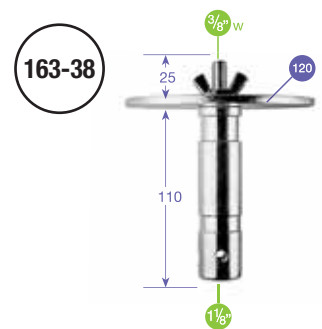
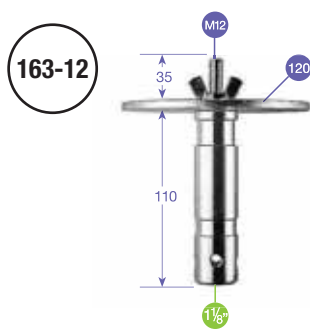
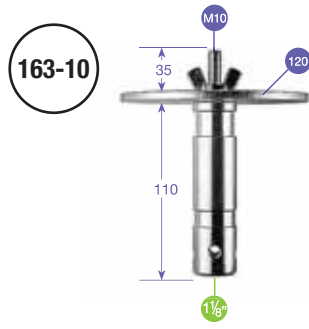
16MM FEMALE ADAPTERS



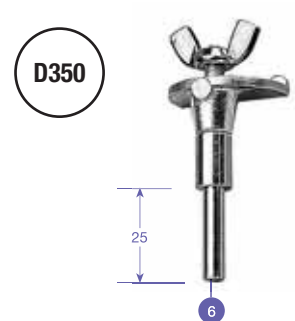
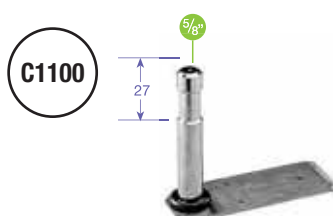
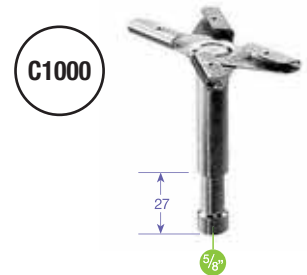
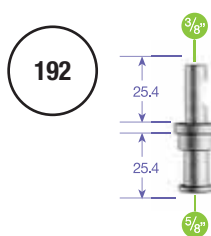
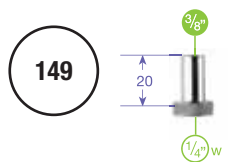

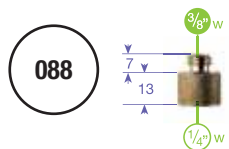
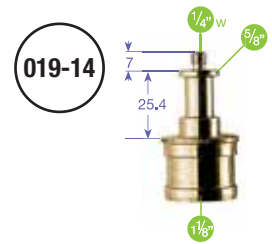
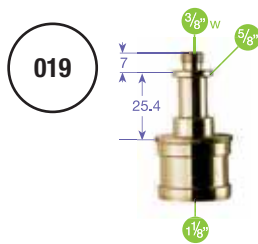

16MM MALE ADAPTERS



28MM MALE ADAPTERS



SPECIAL ADAPTERS




E100



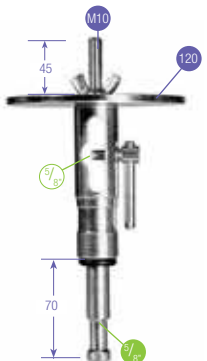
E620



E610



E110




163-58F

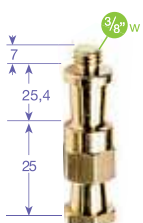


SUPER CLAMP ADAPTERS

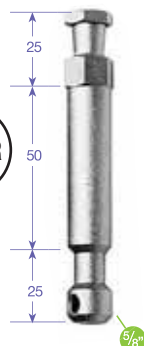
013



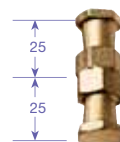
036-38



036MR



061RA



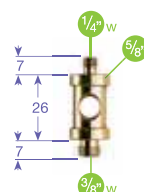
066



066BT




118



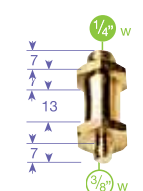
036-14



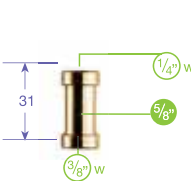
061



037



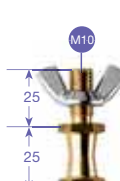
119



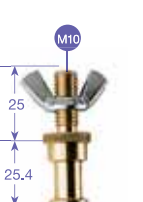
036I



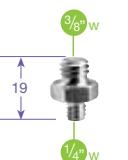
174



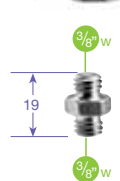
264



147






































125



Art. N°	Description	Page	Art. N°	Description	Page
003	BACKLITE BASE	15	083NW	STEEL 2 SECTION WIND UP STAND	35
003M	MINI BACKLITE BASE MALE ATTACHMENT	15	083NWLB	STEEL 2 SECTION LOW BASE WIND UP STAND	33
003MF	MINI BACKLITE BASE FEMALE ATTACHMENT	15	085BS	BLACK LIGHT BOOM 35 (STAND INCLUDED)	49
007BSU	BLACK STEEL SENIOR STAND	20	085BSL	BLACK LIGHT BOOM 35 (STAND NOT INCLUDED)	48
007BU	BLACK ALU SENIOR STAND	20	087NW	STEEL WIND UP STAND	34
007BUAC	BLACK AIR CUSHIONED ALU SENIOR STAND	20	087NWB	BLACK STEEL WIND UP STAND	34
007CSU	STEEL SENIOR STAND	21	087NWLB	STEEL 3 SECTION LOW BASE WIND UP STAND	33
008BU	BLACK ALU STAND	19	087NWSH	STEEL SHORT WIND UP STAND	35
008CSU	STEEL JUNIOR STAND	19	087WBK	WIND-BRACING KIT	39
013	SPIGOT ADAPTER	65-117-129-131	088	SPECIAL ADAPTER	130
014-14	16MM FEMALE ADAPTER	128	088LPB	SPECIAL ADAPTER	130
014-38	16MM FEMALE ADAPTER	128	091FLG	EXPAN CHAIN - 3M LONG, GREY	105
014BIM	16MM FEMALE ADAPTER	128	091G	EXPAN CHAIN - 1M LONG, GREY	105
014MS	16MM FEMALE ADAPTER	128	091MCR	EXPAN RED METALLIC CHAIN	105
015	SPECIAL ADAPTER	130	093	LARGE CABLE CLIP	40
016	16MM FEMALE ADAPTER	128	094	CHAIN WEIGHT	106
017	CASTER WHEEL SET	41	098B	BLACK WALL BOOM (STAND NOT INCLUDED)	50
018	CASTER WHEEL SET	41	098SHB	BLACK SHORT WALL BOOM (STAND NOT INCLUDED)	51
019	SPECIAL ADAPTER	130	103	WHEEL SET	41-94
019-14	SPECIAL ADAPTER	130	104	WHEEL SET	41-94
022	G-PESO	53	104G	WHEEL SET	42-94
023	L-PESO	53	109	WHEEL SET	41
024B	BLACK LIGHT BOOM (STAND NOT INCLUDED)	50	110	WHEEL SET	41
025BS	BLACK SUPER BOOM (STAND INCLUDED)	49	110G	WHEEL SET	42
025BSL	BLACK SUPER BOOM (STAND NOT INCLUDED)	48	111BSU	BLACK STEEL TALL STAND	21
025TM	SUPER BOOM WITH COLUMN STAND	50	111CSU	STEEL TALL STAND	22
026	SWIVELLING ADAPTER	80	118	SHORT 16MM SPIGOT WITH 1/4"+ 3/8" SCREW	65-129-131
027	STAND HOLDER	39	119	ADAPTER SPIGOT 1/4" F + 3/8" F THREADS	65-129-131
032	AUTOPOLE	56	123	PIVOTING BOOM CLAMP	52
032B	BLACK AUTOPOLE	56	124	PIVOTING BOOM CLAMP	52
032BASE	AUTOPOLE BASE	59	125	SHORT SPIGOT ADAPTER 3/8" - 3/8"	66-131
032BASEB	BLACK AUTOPOLE BASE	59	126BSU	BLACK STEEL HEAVY DUTY STAND	22
032PC	AUTOPOLE PROTECTION CAPS	59	126BSUAC	BLACK STEEL AIR CUSHIONED HEAVY DUTY STAND	23
032SPL	AUTOPOLE SPIRIT LEVEL	59	126CSU	STEEL HEAVY DUTY STAND	23
033	EXTENSION TUBE	59	126CSUAC	STEEL AIR CUSHIONED HEAVY DUTY STAND	23
033B	BLACK EXTENSION TUBE	59	133	EXTENSION BAR	65
034	EXTENSION TUBE	59	133B	BLACK EXTENSION BAR	65
034B	BLACK EXTENSION TUBE	59	142B	BLACK ALU STAND EXTENSION	27
035	SUPER CLAMP	64	142CS	STEEL STAND EXTENSION	27
035X	STAINLESS SUPER CLAMP	64	143	MAGIC ARM KIT	77
035WDG	SUPER CLAMP WEDGES	67	143A	MAGIC ARM WITH CAMERA BRACKET	77
036-14	LIGHTING STUD 1/4"	65-131	143BKT	CAMERA/UMBRELLA BRACKET	81
036-38	LIGHTING STUD 3/8"	65-131	143N	MAGIC ARM	76
036I	LIGHTING STUD	65-131	146B	BLACK ALU HIGH STAND EXTENSION	27
036MR	LIGHTING STUD MR	65-131	146CS	STEEL HIGH STAND EXTENSION	27
037	CAMERA STUD	65-131	147	SHORT SPIGOT ADAPTER 1/4" - 3/8"	66-131
038	DOUBLE SUPER CLAMP	64	148KN	SPECIAL ADAPTER	130
039	"U" HOOKS	66	149	SPECIAL ADAPTER	130
040	NARROW "U" HOOKS	66	151	16MM MALE ADAPTER	129
041	"L" BRACKETS	66	152	16MM FEMALE ADAPTER	128
042	EXTENSION ARM	67	153	16MM FEMALE ADAPTER	128
043	SKY HOOK	62	154B	THREE BABY BRACKET	38
044	B/P CLAMPS	105	155	TILT-TOP HEAD	80
045	B/P TRIPLE HOOKS	104	155BKL	TILT-TOP HEAD	80
045-6	B/P HOOKS	104	156BLB	BLACK ALU LOW MINI PRO STAND	15
046	EXPAN	104	158	16MM FEMALE ADAPTER	117-128
046MC	EXPAN WITH METAL CHAIN	104	159	16MM FEMALE ADAPTER	128
047-2	ALU-CORE	106	163-10	28MM MALE ADAPTER	130
047-3	ALU-CORE	106	163-12	28MM MALE ADAPTER	130
059	B/P SINGLE HOOKS	105	163-38	28MM MALE ADAPTER	130
059WM	B/P SINGLE HOOKS	105	163-58F	SPECIAL ADAPTER	131
061	JOINING STUD	65-131	169	FIVE SOCKET BRACKET	38
061RA	JOINING STUD RA	65-131	170	MINI POLE	59
062-2	B/P COUNTERWEIGHT	106	170B	BLACK MINI POLE	59
064	SMALL CABLE CLIP	40	170BASE	MINI POLE BASE	59
066	DOUBLE FEMALE THREAD STUD	65-131	170BASEB	BLACK MINI POLE BASE	59
066BT	STUD FOR STIRRUP	65-131	171	MINI CLAMP	63
076	AUTOPOLE	56	172	MINI COUNTERWEIGHT	53
076B	BLACK AUTOPOLE	56	173B	BLACK MINI BOOM	52
077	AUTOPOLE	56	173HOB	BLACK LONG MINI BOOM	52
077B	BLACK AUTOPOLE	56	174	HEXAGONAL 16MM LIGHTING STUD M10	65-131
081	EXPAN ATTACHMENT	38-104	175	SPRING CLAMP	62

Art. N°	Description	Page	Art. N°	Description	Page
175F	SPRING CLAMP WITH FLASH SHOE	62	371	CABLE GRIPS	40
176	MINI "U" HOOKS	66	374	WHEELS FOR SUPER WIND UP	42
177	MINI B/P SINGLE HOOKS	105	374-10	WHEELS FOR SUPER WIND UP	42
178	MINI CLIP	40	375	MULTICLIP	62
179	16MM FEMALE ADAPTER	128	386B	NANO CLAMP	63
182	16MM MALE ADAPTER	129	387XBU	BLACK STAINLESS STEEL SUPER WIND UP STAND	37
184	16MM MALE ADAPTER	129	387XU	STAINLESS STEEL SUPER WIND UP STAND	36
185	16MM MALE ADAPTER	129	396AB-2	2 SECTION DOUBLE ARTICULATED ARM	83
186	16MM MALE ADAPTER	129	396AB-3	3 SECTION DOUBLE ARTICULATED ARM	83
187	16MM MALE ADAPTER	129	396B-2	2 SECTION DOUBLE ARTICULATED ARM W/CAMERA ATTACHMENT	83
188	16MM MALE ADAPTER	129	396B-3	3 SECTION DOUBLE ARTICULATED ARM W/CAMERA ATTACHMENT	83
189	16MM FEMALE ADAPTER	128	420B	BLACK ALU COMBI-BOOM STAND WITH SANDBAG	47
191	16MM MALE ADAPTER	129	420CSU	COMBI-BOOM STAND HD	47
192	SPECIAL ADAPTER	130	425B	BLACK MEGA BOOM (STAND NOT INCLUDED)	49
193	16MM FEMALE ADAPTER	128	427B-4.0	OPERATING POLE	116
194	16MM FEMALE ADAPTER	128	427B-6.5	OPERATING POLE	116
195	16MM MALE ADAPTER	129	432-1.7	AUTOPOLE 2	57
196AB-2	2 SECTION SINGLE ARTICULATED ARM	82	432-1.7B	BLACK AUTOPOLE 2	57
196AB-3	3 SECTION SINGLE ARTICULATED ARM	82	432-2.7	AUTOPOLE 2	57
196AC	MICRO CLAMP	92	432-2.7B	BLACK AUTOPOLE 2	57
196B-2	2 SECTION SINGLE ARTICULATED ARM W/CAMERA ATTACHMENT	82	432-3.7	AUTOPOLE 2	57
196B-3	3 SECTION SINGLE ARTICULATED ARM W/CAMERA ATTACHMENT	82	432-3.7B	BLACK AUTOPOLE 2	57
196BASE	BASE FOR ARTICULATED ARM	81	613	T BAR	38
201	ADJUSTABLE MINI CLIP	40	613PAR	T BAR	38
203	MINI EXTENSION ARM	67	614	T BAR	38
204	MINI "L" BRACKETS	66	615	T BAR	38
206	CABLE CLIP	40	620-10	28MM MALE ADAPTER	130
220	STILL LIFE TABLE	90	620-12	28MM MALE ADAPTER	130
220B	BLACK STILL LIFE TABLE	90	635	QUICK ACTION SUPER CLAMP	64
220PSL	STILL LIFE TABLE WITHOUT COVER	90	649	QUICK RELEASE CLAMP	63
220PSLB	BLACK STILL LIFE TABLE WITHOUT COVER	90	698	SAFETY COLLAR	39
220PX	PERSPEX COVER FOR STILL LIFE TABLE	90	814-1	MINI HYDROSTATIC ARM	78
231ARM	SLIDING SUPPORT ARM	95	819-1	SMALL HYDROSTATIC ARM	78
231B	BLACK ALU COLUMN STAND	29	823	MEDIUM HYDROSTATIC ARM	78
231CS	STEEL COLUMN STAND	29	825	MEDIUM HYDRO KIT	84
233B	CAMERA FLASH ARM	81	827	SMALL HYDRO KIT	84
237	FLEX ARM	79	830	MINI HYDRO KIT	84
237HD	HEAVY DUTY FLEX ARM	79	850	BACKGROUND ROLL SUPPORTING SPIGOTS	102
241	PUMP CUP WITH 16MM SWIVEL SOCKET	73	850EU	MAIN POWER CABLE - EUROPEAN	103
241S	PUMP CUP WITH 16MM SOCKET	73	850UNIV	MAIN POWER CABLE	103
244	VARIABLE FRICTION ARM WITH CAMERA BRACKET	77	850US	MAIN POWER CABLE - USA	103
244N	VARIABLE FRICTION ARM	76	851	CONTROL BOX - 110V	102
251	WHEELS FOR SUPER WIND UP	42	851K-4	MOTORISED EXPAN KIT	103
254B	BLACK AUTOBOOM (STAND NOT INCLUDED)	50	852	CONTROL BOX - 220V	102
264	ROUNDED 16MM LIGHTING STUD M10	65-131	852K-4	MOTORISED EXPAN KIT	103
269BU	BLACK ALU SUPER STAND	23	854-4	HOLDER FOR 4 BACKGROUNDS	103
269HDBU	BLACK ALU HIGH SUPER STAND	26	854-6	HOLDER FOR 6 BACKGROUNDS	103
270BSU	BLACK STEEL SUPER STAND	24	854-10	HOLDER FOR 10 BACKGROUNDS	103
270CSU	STEEL SUPER STAND	25	1004BAC	BLACK ALU AIR CUSHIONED MASTER STAND	17
271	PANEL CLAMP	63	1004BAC-3	3-PACK BLACK ALU AIR CUSHIONED MASTER STAND	17
272B	TELESCOPIC POLE	107	1005BAC	BLACK ALU AIR CUSHIONED RANKER STAND	17
275	MINI SPRING CLAMP	62	1005BAC-3	3-PACK BLACK ALU AIR CUSHIONED RANKER STAND	17
297BBASE	BLACK LARGE BRAKE BASE	31	1012B	BLACK STEEL BACKLITE STAND	15
297CS	STEEL STUDIO STAND	30	1051BAC	BLACK ALU AIR CUSHIONED MINI COMPACT STAND	16
297FBASE	BLACK LARGE FOOT BASE	31	1051BAC-3	3-PACK BLACK ALU AIR CUSHIONED MINI COMPACT STAND	16
298B	BLACK ALU STUDIO STAND	30	1052BAC	BLACK ALU AIR CUSHIONED COMPACT STAND	16
299B	BLACK BABY STUDIO STAND	30	1052BAC-3	3-PACK BLACK ALU AIR CUSHIONED COMPACT STAND	16
299BBASE	BLACK SMALL BRAKE BASE	31	1099B	BLACK ALU BABY STAND EXTENSION	17
299FBASE	BLACK SMALL FOOT BASE	31	1122B	BLACK ALU POLE FOR BACKLITE STAND	16-67
320	MINI STILL LIFE TABLE	91	1314B	SET STANDS KIT	107
320B	BLACK MINI STILL LIFE TABLE	91	5001B	BLACK ALU NANO STAND	15
320PSL	MINI STILL LIFE TABLE WITHOUT COVER	91	C100	JUNIOR PIPE CLAMP WITH 28MM SOCKET	69
320PSLB	BLACK MINI STILL LIFE TABLE WITHOUT COVER	91	C150	SWIVELLING "C" CLAMP	68
320PX	PERSPEX COVER FOR MINISTILL LIFE TABLE	91	C151	SWIVELLING "C" CLAMP WITH M12 SCREW	68
332-1.7	MINI AUTOPOLE	58	C155	SAFETY CABLE	67
332-1.7B	BLACK MINI AUTOPOLE	58	C155-01	SAFETY CABLE	67
332-2.7	MINI AUTOPOLE	58	C155-02	SAFETY CABLE	67
332-2.7B	BLACK MINI AUTOPOLE	58	C155-03	SAFETY CABLE	67
332-3.7	MINI AUTOPOLE	58	C210	BABY PIPE CLAMP WITH 16MM STUD	69
332-3.7B	BLACK MINI AUTOPOLE	58	C300	GRID CLAMP	70
335AS	ADDITIONAL SOCKET	67	C337	28MM BUSHING QUICK ACTION JUNIOR CLAMP	71
362	POLE OPERATED TELESCOPIC BAR	118	C338	16MM PIN QUICK ACTION BABY CLAMP	71

Art. N°	Description	Page	Art. N°	Description	Page
C350N	BARREL CLAMP	70	FF6003B	BLACK ANODISED 3M RAIL	110
C350NK	BARREL CLAMP WITH KNOB	70	FF6004B	BLACK ANODISED 4M RAIL	110
C500	PELICAN GAFFER GRIP	68	FF6005B	BLACK ANODISED 5M RAIL	110
C820	TELESCOPIC HANGER WITH STIRRUP	72	G100	SMALL SAND BAG	39
C822	LONG TELESCOPIC HANGER WITH STIRRUP	72	G200	LARGE SAND BAG	39
C825	TELESCOPIC HANGER WITH UNIVERSAL HEAD	72	G300	EXTRA LARGE SAND BAG	39-53
C827	LONG TELESCOPIC HANGER WITH UNIVERSAL HEAD	72	I100B	SOLID BLACK 3" DOT	97
C888ST	TELESCOPIC HANGER WITH STIRRUP	72	I100D	DOUBLE SCRIM 3" DOT	97
C888UH	TELESCOPIC HANGER WITH UNIVERSAL HEAD	72	I100GS	GOLD / SILVER 3" DOT	97
C1000	SPECIAL ADAPTER	130	I100K	SILK 3" DOT	97
C1005	SPECIAL ADAPTER	130	I100S	SINGLE SCRIM 3" DOT	97
C1100	SPECIAL ADAPTER	130	I100SW	SUNLITE / WHITE 3" DOT	97
C1525	SKY HOOK	62	I200B	SOLID BLACK 6" DOT	97
D350	SPECIAL ADAPTER	130	I200D	DOUBLE SCRIM 6" DOT	97
E100	SPECIAL ADAPTER	131	I200GS	GOLD / SILVER 6" DOT	97
E110	SPECIAL ADAPTER	131	I200K	SILK 6" DOT	97
E200	28MM MALE ADAPTER	130	I200S	SINGLE SCRIM 6" DOT	97
E250	16MM MALE ADAPTER	129	I200SW	SUNLITE / WHITE 6" DOT	97
E300	16MM MALE ADAPTER	129	I300B	SOLID BLACK 10" DOT	97
E390	16MM FEMALE ADAPTER	128	I300D	DOUBLE SCRIM 10" DOT	97
E610	SPECIAL ADAPTER	131	I300GS	GOLD / SILVER 10" DOT	97
E620	SPECIAL ADAPTER	131	I300K	SILK 10" DOT	97
E650	16MM MALE ADAPTER	129	I300S	SINGLE SCRIM 10" DOT	97
FF3033	TOP SYSTEM 33	124	I300SW	SUNLITE / WHITE 10" DOT	97
FF3043	TOP SYSTEM 43	125	I400B	SOLID BLACK 2X12" FINGER	97
FF3054	TOP SYSTEM 54	125	I400D	DOUBLE SCRIM 2X12" FINGER	97
FF3207	KIT OF 4 END STOPS WITH 4 CABLE CARRIAGES	112	I400GS	GOLD / SILVER 2X12" FINGER	97
FF3208	ALIGNING CONNECTORS FOR FIXED RAILS	112	I400K	SILK 2X12" FINGER	97
FF3210	BRACKET FOR CEILING ATTACHMENT	111	I400S	SINGLE SCRIM 2X12" FINGER	97
FF3211	DOUBLE BRACKET FOR RAIL CROSSINGS	111	I400SW	SUNLITE / WHITE 2X12" FINGER	97
FF3212	ANGLE BRACKET ("L"-SHAPED) FOR FIXING TO BEAMS	111	I500B	SOLID BLACK 4X14" FINGER	97
FF3214	BRACKET FOR TUBE ATTACHMENT	112	I500D	DOUBLE SCRIM 4X14" FINGER	97
FF3214A	BRACKET FOR CEILING ATTACHMENT	113	I500GS	GOLD / SILVER 4X14" FINGER	97
FF3214B	RAIL MOUNTING KIT WITH M12 STUD	113	I500K	SILK 4X14" FINGER	97
FF3215	ADJUSTABLE BRACKET FOR IRREGULAR CEILINGS	111	I500S	SINGLE SCRIM 4X14" FINGER	97
FF3215A	EXTENSION BRACKET FOR VARIOUS HEIGHTS	112	I500SW	SUNLITE / WHITE 4X14" FINGER	97
FF3218	CEILING BRACKET WITH 50CM EXTENSION	112	I1550 KIT	DOT & FINGER KIT	97
FF3220	CEILING BRACKET WITH 100CM EXTENSION	112	MAK055A-143N	MAGIC ARM KIT	 86
FF3224	SET OF 2 SUPPORTS WITH TRIPLE BACKGROUND HOOKS	115	MAK055A-196B-2	ARTICULATED SUPPORT KIT	 87
FF3226	KIT OF 5 CABLE CARRIAGES	116	MAK055A-396B-3	ARTICULATED SUPPORT HD KIT	 87
FF3226C	KIT OF 5 CABLE CARRIAGES WITH BEARING	116	MCK054A-A0	CLAMPING NANO KIT	 85
FF3226S	KIT OF 5 DISMOUNTABLE CABLE CARRIAGES	116	MCK055A-A0	CLAMPING HD KIT	 85
FF3228	DISMOUNTABLE SLIDING CARRIAGE W/4 WHEELS AND 16MM SPIGOT	113	MCK055A-A00	TILT TOP CLAMPING KIT	 86
FF3229	SLIDING CARRIAGE WITH 4 WHEELS, BRAKE AND 16MM SPIGOT	113	ML120	POCKET LED LIGHT	 6
FF3230	SLIDING CARRIAGE WITH 4 WHEELS AND 16MM SPIGOT	113	ML240	MINI LED LIGHT	 7
FF3232	DOUBLE SLIDING CARRIAGE	114	ML360H	MIDI LED LIGHT	 8
FF3235	DOUBLE SLIDING CARRIAGE WITH DOUBLE BRAKE	114	ML360HP	MIDI PLUS LED LIGHT	 9
FF3236	DOUBLE SLIDING CARRIAGE WITH ONE BRAKE	114	ML480H	AURA LED LIGHT	 11
FF3240	EXTENSION TUBE 50CM LONG	121	ML840H	MAXIMA LED LIGHT	 10
FF3242	EXTENSION TUBE 100CM LONG	121	MBP001M	BARLEY BACKGROUND PAPER 2.72X11 M	 100
FF3248	TELESCOPIC POST EXTENDABLE FROM 85CM TO 203CM	121	MBP001S	BARLEY BACKGROUND PAPER 1.35X11 M	 100
FF3249	SMALL TELESCOPIC POST EXTENDABLE FROM 60CM TO 128CM	121	MBP002M	SEAL GREY BACKGROUND PAPER 2.72X11 M	 100
FF3260	16MM MALE / 28MM FEMALE SPIGOT ADAPTER	117	MBP002S	SEAL GREY BACKGROUND PAPER 1.35X11 M	 100
FF3261	BALANCE ADJUSTMENT BRACKET	117	MBP003M	CARNATION BACKGROUND PAPER 2.72X11 M	 100
FF3262	BRACKET FOR MULTIPLE MOUNTING	118	MBP003S	CARNATION BACKGROUND PAPER 1.35X11 M	 100
FF3265	UNIVERSAL SUPPORT FOR FLASH GENERATORS AND BALLAST	118	MBP004M	CEDAR BACKGROUND PAPER 2.72X11 M	 100
FF3272	OVERHEAD OUTLET-BOX WITH 3 UNIVERSAL SOCKETS	118	MBP004S	CEDAR BACKGROUND PAPER 1.35X11 M	 100
FF3276	SAFETY STEEL CABLE	121	MBP005M	CLOUD GREY BACKGROUND PAPER 2.72X11 M	 100
FF3278	POWER SUPPLY CABLE	118	MBP005S	CLOUD GREY BACKGROUND PAPER 1.35X11 M	 100
FF3290	TOP TWIST	122	MBP006M	HAZELNUT BACKGROUND PAPER 2.72X11 M	 100
FF3325	DOUBLE SLIDING CARRIAGE WITH AN EXTRA HEIGHT	115	MBP006S	HAZELNUT BACKGROUND PAPER 1.35X11 M	 100
FF3340	MOTORISED CARRIAGE WITH 16MM SPIGOT	113	MBP007M	LAGOON BACKGROUND PAPER 2.72X11 M	 100
FF3350	MOTORISED DOUBLE CARRIAGE	114	MBP007S	LAGOON BACKGROUND PAPER 1.35X11 M	 100
FF3400	TOP TWIST/S	123	MBP008M	LARKSPUR BACKGROUND PAPER 2.72X11 M	 100
FF3450	MOTORISED HEAD	114	MBP008S	LARKSPUR BACKGROUND PAPER 1.35X11 M	 100
FF3512N86	PANTOGRAPH TOP 2C	120	MBP009M	MAIZE BACKGROUND PAPER 2.72X11 M	 100
FF3514N86	PANTOGRAPH TOP 4C	119	MBP009S	MAIZE BACKGROUND PAPER 1.35X11 M	 100
FF3531	SPRING TYPE 4 RED	120	MBP010L	CHROMAGREEN BACKGROUND PAPER 3.65X30 M	 101
FF3532	SPRING TYPE 12 RED	120	MBP010M	CHROMAGREEN BACKGROUND PAPER 2.72X11 M	 100
FF3533	SPRING TYPE 4 BLUE	120	MBP010S	CHROMAGREEN BACKGROUND PAPER 1.35X11 M	 100
FF3534	SPRING TYPE 12 BLUE	120	MBP011M	OYSTER BACKGROUND PAPER 2.72X11 M	 100
FF3856	FIXED BRACKET ON RAIL WITH 16MM SPIGOT	115	MBP011S	OYSTER BACKGROUND PAPER 1.35X11 M	 100

MBP012M	SEA MIST BACKGROUND PAPER 2.72X11 M	NEW	100
MBP012S	SEA MIST BACKGROUND PAPER 1.35X11 M	NEW	100
MBP013M	SPRUCE GREEN BACKGROUND PAPER 2.72X11 M	NEW	100
MBP013S	SPRUCE GREEN BACKGROUND PAPER 1.35X11 M	NEW	100
MBP014L	SMOKE GREY BACKGROUND PAPER 3.65X30 M	NEW	101
MBP014M	SMOKE GREY BACKGROUND PAPER 2.72X11 M	NEW	100
MBP014S	SMOKE GREY BACKGROUND PAPER 1.35X11 M	NEW	100
MBP015M	MARBLE BACKGROUND PAPER 2.72X11 M	NEW	100
MBP015S	MARBLE BACKGROUND PAPER 1.35X11 M	NEW	100
MBP016M	DAMSON BACKGROUND PAPER 2.72X11 M	NEW	100
MBP016S	DAMSON BACKGROUND PAPER 1.35X11 M	NEW	100
MBP017M	CHAMPAGNE BACKGROUND PAPER 2.72X11 M	NEW	100
MBP017S	CHAMPAGNE BACKGROUND PAPER 1.35X11 M	NEW	100
MBP018M	CHARCOAL BACKGROUND PAPER 2.72X11 M	NEW	100
MBP018S	CHARCOAL BACKGROUND PAPER 1.35X11 M	NEW	100
MBP019M	SUMMER GREEN BACKGROUND PAPER 2.72X11 M	NEW	100
MBP019S	SUMMER GREEN BACKGROUND PAPER 1.35X11 M	NEW	100
MBP020M	APPLE GREEN BACKGROUND PAPER 2.72X11 M	NEW	100
MBP020S	APPLE GREEN BACKGROUND PAPER 1.35X11 M	NEW	100
MBP021M	ARCTIC WHITE BACKGROUND PAPER 2.72X11 M	NEW	100
MBP021S	ARCTIC WHITE BACKGROUND PAPER 1.35X11 M	NEW	100
MBP022M	BANANA BACKGROUND PAPER 2.72X11 M	NEW	100
MBP022S	BANANA BACKGROUND PAPER 1.35X11 M	NEW	100
MBP023L	BLACK BACKGROUND PAPER 3.65X30 M	NEW	101
MBP023M	BLACK BACKGROUND PAPER 2.72X11 M	NEW	100
MBP023S	BLACK BACKGROUND PAPER 1.35X11 M	NEW	100
MBP024M	BUTTERCUP BACKGROUND PAPER 2.72X11 M	NEW	100
MBP024S	BUTTERCUP BACKGROUND PAPER 1.35X11 M	NEW	100
MBP025M	CERAMIC BLUE BACKGROUND PAPER 2.72X11 M	NEW	100
MBP025S	CERAMIC BLUE BACKGROUND PAPER 1.35X11 M	NEW	100
MBP026M	CRIMSON BACKGROUND PAPER 2.72X11 M	NEW	100
MBP026S	CRIMSON BACKGROUND PAPER 1.35X11 M	NEW	100
MBP027M	CROCUS BACKGROUND PAPER 2.72X11 M	NEW	100
MBP027S	CROCUS BACKGROUND PAPER 1.35X11 M	NEW	100
MBP028M	LOBELIA BACKGROUND PAPER 2.72X11 M	NEW	100
MBP028S	LOBELIA BACKGROUND PAPER 1.35X11 M	NEW	100
MBP029M	OXFORD BLUE BACKGROUND PAPER 2.72X11 M	NEW	100
MBP029S	OXFORD BLUE BACKGROUND PAPER 1.35X11 M	NEW	100
MBP030M	PEAT BROWN BACKGROUND PAPER 2.72X11 M	NEW	100
MBP030S	PEAT BROWN BACKGROUND PAPER 1.35X11 M	NEW	100
MBP031M	PLATINUM BACKGROUND PAPER 2.72X11 M	NEW	101
MBP031S	PLATINUM BACKGROUND PAPER 1.35X11 M	NEW	101
MBP032L	POLAR WHITE BACKGROUND PAPER 3.65X30 M	NEW	101
MBP032M	POLAR WHITE BACKGROUND PAPER 2.72X11 M	NEW	101
MBP033S	POLAR WHITE BACKGROUND PAPER 1.35X11 M	NEW	101
MBP034M	ROSE PINK BACKGROUND PAPER 2.72X11 M	NEW	101
MBP034S	ROSE PINK BACKGROUND PAPER 1.35X11 M	NEW	101
MBP035M	SILVER BIRCH BACKGROUND PAPER 2.72X11 M	NEW	101
MBP035S	SILVER BIRCH BACKGROUND PAPER 1.35X11 M	NEW	101
MBP036M	SULPHUR BACKGROUND PAPER 2.72X11 M	NEW	101
MBP036S	SULPHUR BACKGROUND PAPER 1.35X11 M	NEW	101
MBP037L	CHROMABLUE BACKGROUND PAPER 3.65X30 M	NEW	101
MBP037M	CHROMABLUE BACKGROUND PAPER 2.72X11 M	NEW	101
MBP037S	CHROMABLUE BACKGROUND PAPER 1.35X11 M	NEW	101
MBP038M	ROYAL BLUE BACKGROUND PAPER 2.72X11 M	NEW	101
MBP038S	ROYAL BLUE BACKGROUND PAPER 1.35X11 M	NEW	101
MBP039M	SUNFLOWER BACKGROUND PAPER 2.72X11 M	NEW	101
MBP039S	SUNFLOWER BACKGROUND PAPER 1.35X11 M	NEW	101
MBP040M	MANDARIN BACKGROUND PAPER 2.72X11 M	NEW	101
MBP040S	MANDARIN BACKGROUND PAPER 1.35X11 M	NEW	101
MBP042M	LEAF BACKGROUND PAPER 2.72X11 M	NEW	101
MBP042S	LEAF BACKGROUND PAPER 1.35X11 M	NEW	101
MBP043M	COBALT BACKGROUND PAPER 2.72X11 M	NEW	101
MBP043S	COBALT BACKGROUND PAPER 1.35X11 M	NEW	101
MBP044M	TROPICAL GREEN BACKGROUND PAPER 2.72X11 M	NEW	101
MBP044S	TROPICAL GREEN BACKGROUND PAPER 1.35X11 M	NEW	101
MBP045M	SKY BLUE BACKGROUND PAPER 2.72X11 M	NEW	101
MBP045S	SKY BLUE BACKGROUND PAPER 1.35X11 M	NEW	101
MBP046M	AQUA BACKGROUND PAPER 2.72X11 M	NEW	101
MBP046S	AQUA BACKGROUND PAPER 1.35X11 M	NEW	101
MBP047M	RIVIERA BACKGROUND PAPER 2.72X11 M	NEW	101
MBP047S	RIVIERA BACKGROUND PAPER 1.35X11 M	NEW	101
MBP048M	CHERRY BACKGROUND PAPER 2.72X11 M	NEW	101
MBP048S	CHERRY BACKGROUND PAPER 1.35X11 M	NEW	101
MBP049M	STORM GREY BACKGROUND PAPER 2.72X11 M	NEW	101
MBP049S	STORM GREY BACKGROUND PAPER 1.35X11 M	NEW	101
MBP050M	CHESTNUT BACKGROUND PAPER 2.72X11 M	NEW	101
MBP050S	CHESTNUT BACKGROUND PAPER 1.35X11 M	NEW	101
MBP051M	ULTRA BLACK BACKGROUND PAPER 2.72X11 M	NEW	101
MBP051S	ULTRA BLACK BACKGROUND PAPER 1.35X11 M	NEW	101
MBP052M	MORNING MIST BACKGROUND PAPER 2.72X11 M	NEW	101
MBP052S	MORNING MIST BACKGROUND PAPER 1.35X11 M	NEW	101
MBP053M	ECO BRIGHT WHITE BACKGROUND PAPER 2.72X11 M	NEW	101
MBP053S	ECO BRIGHT WHITE BACKGROUND PAPER 1.35X11 M	NEW	101
MT001	BASIC CLAMP		92
MT002	VARIABLE ANGLE CLAMP		92
MT003	DOUBLE VARIABLE ANGLE CLAMP		92
MT004	"T" CLAMP		92
MT005	RIGHT ANGLE CLAMP		92
MT007	PANEL WITH HOLES		96
MT007P	PANEL		96
MT008	PANEL WITH HOLES		96
MT008P	PANEL		96
MT009	PANEL WITH HOLES		96
MT009P	PANEL		96
MT011	PANEL WITH HOLES		96
MT011P	PANEL		96
MT013	PANEL CLAMP		93
MT014	PARALLEL CLAMP		93
MT015	RUBBER TUBE FOOT		94
MT016	RUBBER TUBE COVER		94
MT017	TUBE END PLUG		95
MT018	TUBE CUTTER		95
MT020	TUBE CONNECTOR		95
MT021	FOOT ADAPTER		93
MT022	ADJUSTABLE FOOT		93
MT023	OUTDOOR SPIKE		94
MT024	WALL TO WALL ADAPTER		93
MT025	16MM SOCKET		95
MT029	90° CURVED CLAMP		93
MT030	DISK FOOT		94
MT034	RUBBER SUCKER		95
MT036	LARGE FOOT ADAPTER		93
MT045	ARTICULATED JOINT 180°		92
MT046	ARTICULATED JOINT 360°		92
MT052	AUTOPOLE TO MULTITUBE ADAPTER		96
MT056	FIVE-WAY BASE CLAMP		93
MT062	BROCHURE HOLDER		96
MT065	DISK BASE		94
MT105	50CM LONG ALUMINIUM TUBE		95
MT105B	BLACK 50CM LONG ALUMINIUM TUBE		95
MT110	100CM LONG ALUMINIUM TUBE		95
MT110B	BLACK 100CM LONG ALUMINIUM TUBE		95
MT115	150CM LONG ALUMINIUM TUBE		95
MT115B	BLACK 150CM LONG ALUMINIUM TUBE		95
MT120	200CM LONG ALUMINIUM TUBE		95
MT120B	BLACK 200CM LONG ALUMINIUM TUBE		95

THE NEW MANFROTTO WEBSITE

Manfrotto online has a new look! 2010 sees the launch of the all new Manfrotto website, specifically designed to give customers easy access to a more visible, consistent and comprehensive brand identity.

The new www.manfrotto.com is slick, efficient and easy to navigate around. In addition to our international version, we also provide country-specific Manfrotto websites presenting localized contents. This allows for an equal engagement with the Manfrotto brand and all of our products and also offers an insight into Manfrotto's global activities. Both the Manfrotto website and the Manfrotto School of Xcellence website provide social media environment and experience that aim to bring our communities together.



CONTENTS

- Home page
- Products
- News & Events
- Service
- Media Center
- Local Heroes
- Social Media

THE MANFROTTO SCHOOL OF XCELLENCE

Manfrotto is proud to present the **Manfrotto School of Xcellence**, its very own online tutorial platform dedicated to tutoring and informing as well as providing a unique insight into the global culture of imaging.

The Manfrotto School of Xcellence offers the opportunity to obtain imaging skills and techniques through online tutorials and webinars lead by an impressive list of some of the top professional photographers from all over the world: Harry De Zlitter, Bill Frakes, Joe McNally, Drew Gardner, Roberto Bigano, Ami Elsius, Marc de Tollenaere, Kristoff Ramon, David Duchemin, Milko Marchetti, Uri Golman, Adam Barker, Kazuyuki Okajima and many others.

The webinars include insightful lessons on a wide array of technical subjects that would appeal to all abilities, from explaining the settings on your camera to exploring innovative lighting techniques.

The Manfrotto School of Xcellence also provides cutting edge product reviews and launches, along with interviews, blogs and tips from the professional testimonials.



The site is an exciting, enriching and enlightening experience for both photographers and videographers through a highly visual and interactive format.

The school is open to anyone and everyone.

So join us on line...

Manfrotto
SCHOOL OF XCELLENCE

www.manfrottoschoolofxcellence.com

CORPORATE SOCIAL RESPONSIBILITY

Corporate Social Responsibility is a core, essential facet for Manfrotto.

We consider Corporate Social Responsibility a significant way to create energy and passion amongst our employees in order to create a meaningful change. It is for this reason that we are involved in several projects to support fundamental human rights, particularly those of children, and specific programs aimed to minimize the environmental impact of our company. To support these causes we actively provide funding and equipment to the organizations that we sustain.

One of our main projects, started in 2007, is the sponsorship of the set-up and development of "Acholi un popolo da amare"; a touring exhibition about the Acholi refugee camps in Northern Uganda. This exhibition has two main objectives: the first one is to promote a deeper knowledge of this African tribe; and the second one is to raise funds to realize important humanitarian interventions in the area. Furthermore, we are supporting an international program run by the Doctor Clown Italia association, whose main initiative involves providing entertainment to those who are suffering in hospital.

We believe that to succeed in our job, we also need to share the principles and values that define our identity. This means a clear responsibility of the impact of our decisions and activities on our employees, customers, shareholders, the communities that surround us and the environment. A good relationship amongst these entities- based on integrity, transparency and honesty is very important to improve the quality of our lives.

All human activity has an inevitable impact on the planet; however cutting-edge solutions are developing to help mitigate these impacts. We have adopted the use of electrical energy from renewable sources in our most important plants, and operate through a system of certified renewable energy. This encourages the development of a global, renewable energy resources market and therefore promotes the spread of new production capacity.

Manfrotto is pleased to announce the kick-off of the newest CSR project in 2010. We are providing help and support to CESVI, a nonprofit charity that works in numerous developing countries to fight against world hunger and build sustainable communities through the "house of smiles" project.



GUARANTEE & SPARE PARTS



All Manfrotto products are covered by a statutory warranty, which assures that the product is fit for use and covered against any manufacturing defects.

The terms and conditions of the limited warranty extension, and the list of local/national contacts for warranty service are available to see at www.manfrotto.com

By simply registering your purchase with us, your product is eligible for the warranty extension.

Imagine

MoreTM



Manfrotto
Imagine More

The skills of the world's best photographers and video operators are brought together by Manfrotto in an innovative on-line platform.

Featuring:
Harry De Zlitter,
Bill Frakes,
Joe McNaly,
Drew Gardner,
Roberto Bigano,
Ami Elsius,
Marc de Tollenaere,
Kristoff Ramon,
David Duchemin,
Milko Marchetti,
Uri Golman,
Adam Barker,
Kazuyuki Okajima and many others.



manfrottoschoolofexcellence.com