



Nebraska Public Service Commission



2008 Annual Report on Telecommunications

**ANNUAL REPORT TO THE LEGISLATURE
ON THE STATUS OF
THE NEBRASKA TELECOMMUNICATIONS INDUSTRY**



NEBRASKA PUBLIC SERVICE COMMISSION

September 30, 2008

Nebraska Public Service Commission

300 The Atrium

1200 N Street

P.O. Box 94927

Lincoln, NE 68509-4927

(402) 471-3101

(800) 526-0017 (Instate Only)

<http://www.psc.state.ne.us>

2008 ANNUAL REPORT TO THE LEGISLATURE
Nebraska Public Service Commissioners

Anne C. Boyle
2nd District
Omaha
Chairman

Frank E. Landis
1st District
Lincoln
Vice-Chairman

Rod Johnson
4th District
Sutton

Tim Schram
3rd District
Gretna

Gerald L. Vap
5th District
McCook

General Administration Staff

Mike Hybl- Executive Director
John Burvainis-Deputy Director
Shanicee Knutson-Legal Counsel
Angela DuVall Melton-Legal Counsel
Nichole Underhill-Legal Counsel
Tyler Frost-Analyst/Economist II
Jamie McAllister-Law Clerk
Brenda Wicken-Business Manager
Amy Kavan-Accountant I
Kathy Lahman-Executive Assistant
Katy Hanson-Receptionist/Administrative Support

Communications Department Staff

Gene Hand-Director
John Burvainis-Accountant
Steve Stovall-Accountant
Don Gray-Telecom Analyst
Cheryl Elton-Consumer Affairs Advocate/IT Support
Pam Karstensen-Consumer Affairs Advocate
Deena Ackerman-Administrative Assistant
Susan Horn-Administrative Assistant

Telecommunications Infrastructure & Public Safety Staff

Sue Vanicek-Director
Laurie Casados-Telehealth Coordinator/Policy Analyst
Joan Raffety-McCoy-E911 Coordinator
Angela DuVall Melton-Policy Advisor
Brandy Zierott-Administrative Assistant
Andrea Grell-NTAP Coordinator
Jackie Clanton-NTAP Specialist

Nebraska Public Service Commission

COMMISSIONERS

ANNE C. BOYLE
TIM SCHRAM
ROD JOHNSON
FRANK E. LANDIS
GERALD L. VAP

EXECUTIVE DIRECTOR

MIKE HYBL



300 The Atrium, 1200 N Street,
Lincoln, NE 68508
P.O. Box 94927,
Lincoln, NE 68509-4927
Website: www.psc.state.ne.us
Phone: (402) 471-3101
Fax: (402) 471-0254

NEBRASKA CONSUMER HOTLINE
(800) 526-0017

September 30, 2008

The Nebraska Public Service Commission is pleased to provide our annual report on the status of the telecommunications industry in the State of Nebraska. In addition to the data on carriers and customers, the Commission has achieved a number of accomplishments on behalf of the people of the State.

First, the Commission has had two major staff changes over the past year. On October 20, 2007 Mike Hybl became Executive Director of the Commission replacing former Director Andy Pollock. Mr. Hybl brings a wealth of experience in a variety of areas including legislative, telecommunications, transportation and management. His broad background and talent has been evidenced every day. He is an asset to Nebraska.

On August 18, 2008 Sue Vanicek became Director of the Nebraska Telecommunications Infrastructure and Public Safety Department (NTIPS). She replaces Jeff Pursley, the first director of the Nebraska Universal Fund that over time became the NTIPS program. With years of experience, Ms. Vanicek is well versed in telecommunications and the significant changes that have taken place in the industry. Her expertise is an invaluable resource for both the Commission and the State.

This year, area code 402 gained an additional half-year life expectancy to the fourth quarter of 2009. The Commission has been able to avoid the frustration, cost and confusion of 10-digit dialing since 1999 because of conservation methods. We will continue to implement number saving processes until all remedies have been exhausted. The 308 area code continues to remain safe with an estimated exhaust date of 2030.

For several years, the Commission has also worked to achieve effective regulation of the wireless industry. At the invitation of Federal Communications Commission (FCC) Chairman Kevin Martin, on June 12, 2008, I testified before the FCC that wireless early termination fee contracts should be abolished.

In fiscal year, July 1, 2007 – June 30, 2008, the Commission Consumer Division recovered over \$70,000 for Nebraska wireless and landline customers. With no legislative authority to intervene for wireless customers, Commission policy is that all Nebraskans should be accommodated when they suffer service and/or billing problems. It is the Commission's hope that the Nebraska Legislature will look favorably on wireless regulation and give wireless consumers access to oversight similar to that of landline customers.

Nebraska is also witnessing unprecedented changes in the telecommunications marketplace. This year, McLeod USA Telecommunications Services, Inc exited the Nebraska market and new carriers entered providing Voice over Internet Protocol (VoIP) technologies.

Earlier this year, the E911 Department reported that the program has the highest level of wireless service capability available to date. Seventy-four counties have implemented Phase II service with at least one carrier or are nearly ready to implement the service.

Last year, the Commission reported that 56 counties had implemented Phase I. Of those, only 12 counties had achieved Phase II. At that time, an additional 28 counties were in the process of implementing Phase II. The Commission expects the majority of counties to have Phase II wireless E911 capability by the end of 2009. Ninety-three percent of Nebraska's population presently has the service.

In addition 2-1-1, the United Way of the Midlands First Call for Help is now deployed to over 80 percent of Nebraska's population.

The Commission has also studied the Universal Service Fund funding to providers serving high cost areas to best target the support below the exchange level. The Commission continues to refine the cost model to ensure the support for rural coverage is provided and fair to all customers who support the fund; and, that it continues to provide service at comparable rates in compliance with the Telecommunications Acts of 1934 and 1996.

I encourage you to review the information detailed in this report. We welcome you to call on Commissioners and staff of the Nebraska Public Service Commission if we may be of assistance on any matter.

Sincerely,

A handwritten signature in cursive script that reads "Anne Boyle". The signature is written in black ink and is positioned above the typed name.

Anne Boyle
Chair

T A B L E O F C O N T E N T S

PART I

Access Line Data

- | | | |
|----|-------------------|---|
| 1. | Access Line Table | 1 |
| 2. | Access Line Graph | 3 |

PART II

Review of the Quality of Telecommunications Service Provided to Nebraska Citizens

- | | | |
|----|-------------------------------|---|
| 1. | Telephone Informal Complaints | 4 |
| A. | Local Exchange Carriers | 5 |
| B. | Interexchange Carriers | 6 |
| C. | Departmental Complaints | 6 |
| D. | Relay Service Complaints | 7 |

PART III

Review of the Availability of Diverse and Affordable Telecommunications Services to the People of Nebraska

- | | | |
|----|--|----|
| 1. | The Telecommunications Act of 1996 | 9 |
| 2. | Local Competition | 11 |
| A. | Competitive Local Exchange Carriers | 11 |
| B. | Interconnection Agreements | 12 |
| 3. | Service Testing & Outage Reports | 12 |
| 4. | Telecommunications Relay Services | 13 |
| A. | Telecommunications Relay Service-Selected Statistics (Table) | 19 |
| 5. | Extended Area Service | 24 |
| 6. | Numbering Issues | 25 |
| 7. | NII Dialing Codes | 29 |
| A. | Nebraska 211 Coverage Map | 31 |
| 8. | Nebraska Internet Enhancement Fund | 33 |
| 9. | Marketplace Fund | 34 |

PART IV

Review of the Level of Rates of Local Exchange and Interexchange Companies

1.	Local Exchange Rates	35
2.	Financial Statistics	36
3.	Long Distance Telephone Rates/Access Charges	36
4.	Explanation of Telephone Bill Charges	37
	A. Basic Local Rate Changes (Table)	38
	B. Nebraska Local Exchange Carriers & Rates (Table)	39
	C. Explanation of Telephone Bill Charges Which May Appear	42

PART V

Recommendations for the 2008 Legislative Session

44

PART VI

The Changing Face of Communications

45

1.	Broadband	45
	- 5 Digit Zip vs Census Map: Lincoln – Omaha	47
	- 5 Digit Zip vs Census Map: State	49
2.	Broadband over Power Line	50
3.	Voice Over Internet Protocol	51

PART VII

Applications and Tariffs

52

PART VIII

Nebraska Telecommunications Infrastructure & Public Safety Department

1.	Universal Service Fund	53
2.	Wireless E911 Fund	58
	A. Status of E911 Map	61
	B. Status of GIS Data Map	62
	C. Wireless 911 Information	65

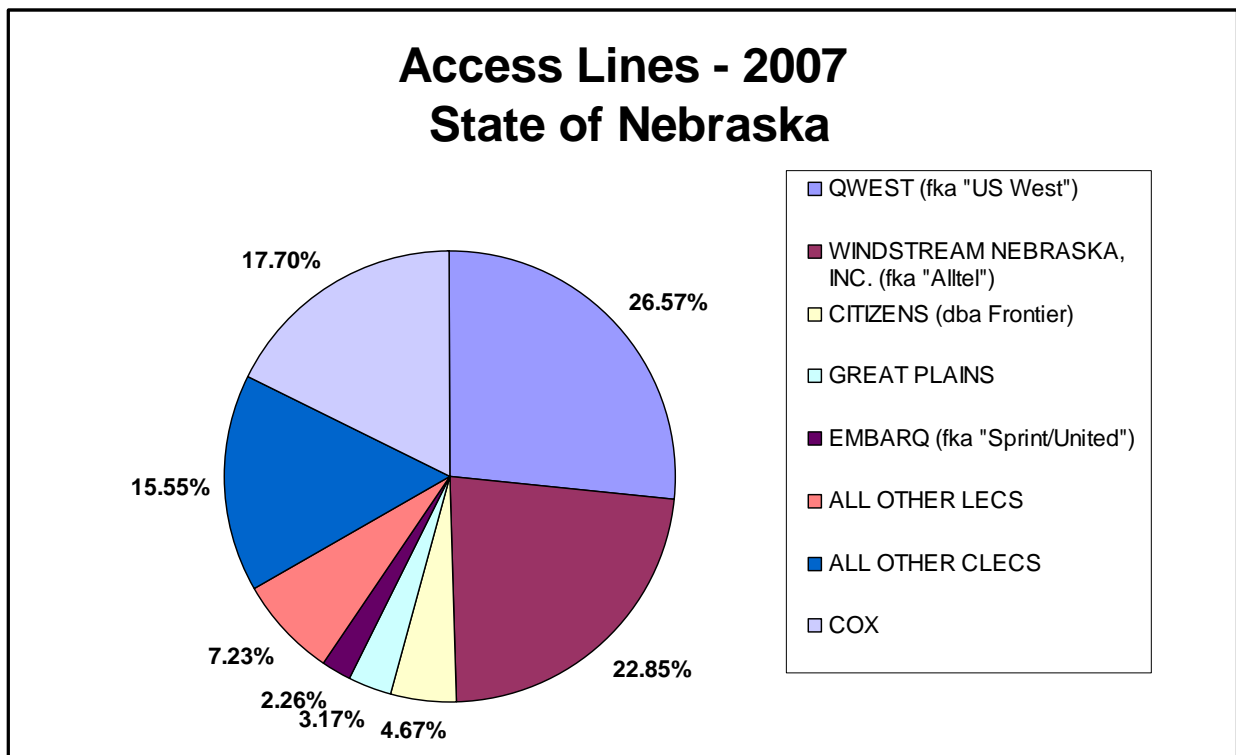
PART I

ACCESS LINE & EXCHANGE DATA (See Note 1)			
December 31, 2007			
COMPANY	ACCESS LINES		
	BUS.	RES.	TOTAL
QWEST COMMUNICATIONS CORPORATION	106,863	133,890	240,753
WINDSTREAM NEBRASKA, INC.	86,568	120,437	207,005
COX NEBRASKA TELECOM, LLC	35,442	124,958	160,400
AT&T COMM. OF THE MIDWEST (Includes TCG OMAHA)	46,985	1,426	48,411
CITIZENS TELECOMMUNICATIONS COMPANY OF NEBRASKA (dba Frontier)	15,093	27,247	42,340
NEBRASKA TECHNOLOGY & TELECOMMUNICATIONS, INC. (NT&T)	6,226	27,661	33,887
GREAT PLAINS COMMUNICATIONS	6,554	22,141	28,695
EMBARQ	6,046	14,439	20,485
TIME WARNER CABLE	0	18,862	18,862
WINDSTREAM COMMUNICATIONS OF THE MIDWEST, INC.	14,809	1,433	16,242
BLAIR TELEPHONE COMPANY	1,735	5,430	7,165
NEBRASKA CENTRAL TELEPHONE COMPANY	1,638	5,506	7,144
NORTHEAST NEBRASKA TELEPHONE COMPANY	1,238	5,478	6,716
HAMILTON TELEPHONE COMPANY	1,945	3,875	5,820
ALLO COMMUNICATIONS	3,778	1,060	4,838
SOUTHEAST NEBRASKA TELEPHONE COMPANY	825	2,757	3,582
EASTERN NEBRASKA TELEPHONE COMPANY	947	2,059	3,006
MCLEOD USA TELECOMMUNICATIONS SERVICES, INC.	2,327	548	2,875
CONSOLIDATED TELEPHONE COMPANY	764	2,072	2,836
MCIMETRO ACCESS TRANS SERVICES	675	2,128	2,803
COZAD TELEPHONE COMPANY	717	1,698	2,415
GLENWOOD LONG DISTANCE	388	1,908	2,296
GRANITE TELECOMMUNICATIONS, LLC	2,273	0	2,273
ARAPAHOE TELEPHONE COMPANY	557	1,629	2,186
ORBITCOM, INC.	1,783	77	1,860
PIERCE TELEPHONE COMPANY, INC.	413	1,320	1,733
CONSOLIDATED TELCO, INC.	419	1,074	1,493
HARTINGTON TELECOMMUNICATIONS COMPANY, INC.	427	944	1,371
HUNTEL COMMUNICATIONS	406	881	1,287
THREE RIVER TELCO	269	938	1,207

COMPANY	ACCESS LINES		
	BUS.	RES.	TOTAL
CAMBRIDGE TELEPHONE COMPANY	331	825	1,156
PINPOINT COMMUNICATIONS, INC.	213	934	1,147
NORTHSTAR TELECOM., INC.	9	1,106	1,115
CONSOLIDATED TELECOM	232	874	1,106
STANTON TELECOM, INC.	230	871	1,101
DALTON (SKT) TELEPHONE COMPANY	180	885	1,065
HOOPER TELEPHONE COMPANY (dba WesTel Systems)	239	816	1,055
PLAINVIEW TELEPHONE COMPANY	247	781	1,028
ARLINGTON TELEPHONE COMPANY	119	886	1,005
BENKELMAN TELEPHONE COMPANY	284	697	981
FIBERCOMM, LC	551	403	954
HENDERSON COOPERATIVE TELEPHONE (dba Mainstay)	272	656	928
THREE RIVER COMM., LLC	331	580	911
ROCK COUNTY TELEPHONE COMPANY	220	648	868
CLARKS TELECOMMUNICATIONS COMPANY	206	653	859
DILLER TELEPHONE COMPANY	141	707	848
HEMINGFORD COOPERATIVE TELEPHONE COMPANY	160	653	813
CURTIS TELEPHONE COMPANY	203	517	720
HERSHEY COOPERATIVE TELEPHONE	106	583	689
K&M TELEPHONE COMPANY	130	461	591
1-800-RECONEX, INC.	0	581	581
WAUNETA TELEPHONE COMPANY	125	442	567
MOBIUS COMMUNICATIONS COMPANY	0	518	518
KEYSTONE-ARTHUR TELEPHONE COMPANY	97	397	494
COMTEL TELCOM ASSETS, LP	0	433	433
BULLSEYE TELECOM., INC.	426	0	426
FIRST COMMUNICATIONS, LLC	0	412	412
HARTMAN TELEPHONE EXCHANGES	52	284	336
LONG LINES SIOUXLAND LLC	36	212	248
ELSIE (SKT) COMMUNICATIONS, INC.	46	152	198
IONEX COMMUNICATIONS NORTH, INC.	116	64	180
ERNEST COMMUNICATIONS, INC.	165	0	165
GREAT PLAINS BROADBAND, INC.	5	140	145

COMPANY	ACCESS LINES		
	BUS.	RES.	TOTAL
SODTOWN TELEPHONE COMPANY	2	80	82
HOULTON ENTERPRISES, INC. (dba GUARANTEED PHONE SERVICE)	0	67	67
METROPOLITAN TELECOM OF NEBRASKA, INC.	49	0	49
BUDGET PHONE, INC.	0	45	45
MATRIX TELECOM, INC	40	0	40
TRANSNATIONAL COMMUNICATIONS INTERNATIONAL, INC.	32	0	32
FRANCE TELECOM CORPORATION SOLUTIONS, LLC	14	0	14
NOS COMMUNICATIONS, INC.	10	0	10
AMERICAN FIBER NETWORK, INC.	8	0	8
APPLIED COMMUNICATIONS TECHNOLOGY, INC.	0	3	3
LIGHTYEAR NETWORK SOLUTIONS, LLC	0	2	2
QUANTUMSHIFT COMMUNICATIONS, INC.	1	0	1
TOTAL	353,738	552,244	905,982

Note (1): Access lines exclude the following categories: a) Mobile access; b) Special Access (non-switched); c) Resold and; d) Official Company lines.



Note: Wireless and other communication provider's access lines reported for relay remittance purposes represent 1,195,129 for the year ended December 31, 2007, in addition to the access lines listed above.

PART II

Review of the Quality of Telecommunications Service Provided to Nebraska Citizens

1. Telephone Informal Complaints

The following table shows the total number of complaints filed this year and divides the complaints between local exchange carriers (LECs), interexchange carriers (IXCs), also known as long distance companies, and wireless carriers.

Of the total 1,016 complaints received during the fiscal year 353 were closed in a manner that reduced the complainant's obligations to the carriers by \$78,059.26. This represents average savings of \$197.34 per complaint.

	2005-2006	2005-2006 Percentage	2006-2007	2006-2007 Percentage	2007-2008	2007-2008 Percentage
LECs	594	50.3	418	42.5	392	38.6
IXCs	274	23.2	172	17.5	183	18.0
Wireless	281	23.8	351	35.7	366	36.0
Miscellaneous	32	2.7	43	4.3	75	7.4
TOTAL	1181	100.0%	984	100.0%	1016	100.0%

Complaints were separated into the following categories:

2007-2008 Types	LECs	IXCs	Wireless	Miscellaneous
Billing	148	140	244	27
Service	174	22	117	45
Auto Dialer	4	0	0	0
Telemarketing	37	10	3	1
Customer Service	10	0	2	1
Slamming	5	11	0	0
Directory	14	0	0	1
TOTAL	392	183	366	75

Types by Year	2005-2006	2006-2007	2007-2008
Billing	527	527	559
Service	374	339	358
Auto Dialer	95	11	4
Telemarketing	88	46	51
Customer Service	25	22	13
Slamming	46	14	16
Directory	25	25	15
Carrier to Carrier	1	0	0
TOTAL	1181	984	1016

While the Commission lacks statutory authority over wireless telecommunications service and billing, we continue to receive and process wireless complaints. The Commission strives, utilizing existing resources, to resolve these complaints to benefit the wireless consumers of Nebraska.

Wireless Carriers	2005-2006		2006-2007		2007-2008	
	Complaints	%	Complaints	%	Complaints	%
Alltel Wireless	144	51.2	140	39.9	156	42.6
Cellular One	33	11.7	3	0.8	0	0.0
Cingular Wireless	27	9.6	15	4.3	6	1.6
Cricket	7	2.5	12	3.3	22	6.0
Sprint	30	10.7	81	23.1	112	30.6
T-Mobile	0	0.0	2	0.6	6	1.6
TracFone Wireless	2	0.8	3	0.8	5	1.4
US Cellular	7	2.5	23	6.6	10	2.8
Verizon Wireless	13	4.6	49	14.0	26	7.1
Viaero Wireless	1	0.4	2	0.6	6	1.6
Others	17	6.0	21	6.0	17	4.7
TOTAL	281	100.0%	351	100.0%	366	100.0%

A. Local Exchange Carriers (LECs)

There are 46 incumbent local exchange carriers in Nebraska (including the cooperative telephone companies) and 96 competitive local exchange carriers. Qwest is the largest LEC with 240,753 access lines. The following table shows the LEC complaints by company. The largest number of complaints involved the two largest LECs, Windstream and Qwest.

LECs	2006-2007			2007-2008		
	Complaints	Access Lines	% of Total Lines	Complaints	Access Lines	% of Total Lines
Windstream	109	221,257	23.6	114	207,005	22.8
Qwest	89	257,394	27.5	91	240,753	26.6
NT&T	56	39,317	4.2	21	33,887	3.7
Cox	24	152,831	16.3	20	160,400	17.7
Frontier	27	46,391	5.0	24	42,340	4.7
McLeodUSA	6	6,522	0.7	0	2,875	0.3
Great Plains	5	29,232	3.1	5	28,695	3.2
Embarq	8	22,747	2.4	6	20,485	2.3
AT&T	6	36,207	3.9	9	48,411	5.3
MCI	8	4,078	0.4	2	2,803	0.3
Time Warner	7	13,371	1.4	18	18,862	2.1
NorthStar Telecom	N/A	N/A	N/A	7	1,115	0.1
Others	73	107,093	11.4	75	98,351	10.9
TOTAL	418	936,745	100.0%	392	905,982	100.0%

B. Interexchange Carriers (IXCs)

The number of long distance companies certificated to operate in the state continues to grow. Currently, there are 239 companies authorized to provide long distance services in Nebraska. The following table shows the number of complaints filed against long distance companies. The largest number of complaints involved AT&T and MCI. Customers can verify they have the long distance carrier of their choice by dialing the toll-free telephone number (700) 555-4141.

IXCs	2005-2006		2006-2007		2007-2008	
	Complaints	%	Complaints	%	Complaints	%
AT&T	48	17.5	39	22.7	26	14.2
MCI	41	15.0	20	11.6	14	7.7
Excel	5	1.8	6	3.5	2	1.1
Sprint	9	3.3	9	5.2	6	3.3
VarTec	0	0.0	6	3.5	8	4.4
ILD Teleservices	7	2.5	4	2.3	5	2.7
Integretal	1	0.4	1	0.6	1	0.5
Windstream	21	7.6	25	14.5	19	10.4
Qwest	17	6.2	3	1.7	15	8.2
PowerNet Global	31	11.3	2	1.2	1	0.5
Evercom	0	0.0	0	0.0	3	1.6
Zero Plus Dialing, Inc.	0	0.0	0	0.0	7	3.8
ESBI	0	0.0	0	0.0	4	2.3
Reduced Rate Long Distance	0	0.0	0	0.0	8	4.4
Correctional Billing	0	0.0	0	0.0	3	1.6
Williams Communication	0	0.0	0	0.0	17	9.3
Misc.	89	32.5	56	32.6	44	24.0
TOTAL	274	100.0	172	100.0	183	100.0

C. Departmental Complaints

The following departmental complaint is pending with the Commission:

DC-71/NUSF-53 Maurice Gene Hand, Director of the Communications Department of the Nebraska Public Service Commission and Jeffrey L. Pursley, Director of the Universal Service Fund Department of the Nebraska Public Service Commission v. Qwest Corporation.

On March 2, 2006, M. Gene Hand, Director of the Communications Department and Jeff Pursley, Director of the Universal Service Fund Department, filed a complaint against Qwest alleging Qwest violated Commission rules and regulations by failing to provide adequate services to its telecommunications customers in the exchange serving Valentine, Nebraska and the surrounding area. A hearing was held on July 20, 2006, in Valentine, Nebraska. The Commission issued an order on September 19, 2006, requiring Qwest to conduct extensive testing of the underground cable in the Valentine exchange and replace any sections that failed to

test within acceptable ranges. Further, Qwest was ordered to submit written monthly progress reports with the Commission and meet with Staff and Commissioners to deliver progress reports and go over the monthly report in person. Finally, Qwest was ordered to give certain credits to rural customers and inspect and replace any faulty interior wiring of rural customers at no charge to the customer. Qwest continues to submit monthly reports to the Commission on the status of the rural Valentine exchange and Commissioners, Staff, and Qwest continued to meet on a quarterly basis or more frequently when warranted. Qwest continued to conduct cable testing and replace and repair cable throughout the exchange. Certain customers that continued to experience interruptions and other problems were issued wireless satellite telephones to be used during the times the customer's wireline service was interrupted. Qwest and the Commission are continuing to explore further options for long term solutions in the more remote areas of the exchange. The docket remains open and the Commission continues to monitor the service quality in the rural areas of the Valentine exchange.

D. Relay Service Complaints

Relay complaints totaled 32 with 25 complaints regarding traditional (i.e. TTY) relay and seven complaints addressing Internet Protocol-based relay ("IP") for the fiscal year ending June 30, 2008, as compared to 34 total complaints for the fiscal year ending June 30, 2007. The IP complaints were found to be a result of fraudulent or harassment calls. Service complaints for traditional relay totaled 19 during this period with four of those focused on CapTel service. Service complaints often centered on the Communication Assistant ("CA") involvement with the customer. CapTel complaints were traced in most instances to equipment-related problems when users connect the CapTel phones to digital cable service. The Commission is currently in the process of resolving service problems with users of digital cable service four of which were in the fraudulent or harassment category. The Technical Complaints category consisted of four complaints with three of those were about users having intermittent trouble in connecting to the relay by dialing 711 or provider's equipment was not programmed to correctly provide the translation from 711 to the appropriate ten digit number. The remaining complaint under the technical category dealt with garbling or noise on the line, causing service degradation. Two complaints were categorized as external complaints which typically reside outside of the direct control of the relay facility and consequently are not attributed to relay nonperformance.

The following charts reflect the complaints taken by category for the fiscal year ending June 30, 2008.

Service Complaints

<i>Complaint Category</i>	<i>Complaints</i>
CapTel Service	4
CA Accuracy/Spelling/Verbatim	1
CA Did Not Keep User Informed	1
CA Hung Up on Caller	2
CA Rude	1
Customer Disliked Policy/Procedure	2
CA Didn't Follow Instructions	1
Fraudulent/Harassment Calls	4
Miscellaneous	3
Subtotal – Service Related	19

Technical Complaints

<i>Complaint Category</i>	<i>Complaints</i>
711 Related	3
Garbling	1
Subtotal – Technical Related	4

External Complaints

<i>Complaint Category</i>	<i>Complaints</i>
CA Hung Up on Caller (not handled by Hamilton)	1
Miscellaneous	1
Subtotal – External Related	2

PART III

Review of the Availability of Diverse and Affordable Telecommunications Services to the People of Nebraska

1. Telecommunications Act of 1996

The Nebraska Public Service Commission implements key provisions of the 1996 Telecommunications Act (Act) that facilitate competition while maintaining quality and affordable service. Multiple factors contribute to increased consumer choice. First, competitive local exchange carriers (CLECs) create local competition. CLECs serve approximately 31 percent of the state's access lines, an increase from a 13 percent share two years ago. Cable providers, primarily in the Omaha and Lincoln areas, serve nearly half of the market share attributed to CLECs. Second, wireless companies continue to increase their presence, now accounting for over 42 percent of the combined wireline and wireless market and they are forecasted to exceed 50 percent during 2006. The additional choice has not reduced access. Ninety-seven percent of Nebraskans continue to possess basic telephone service.

During the previous year, the Commission addressed numerous issues involving consumer choice, service quality, safety, distance learning, universal service, and emergent technology such as VoIP (Voice over Internet Protocol). The list below includes some of the major issues addressed by the Commission in the last fiscal year:

C-3423 34 Rural Local Exchange Carriers (RLECs) requested that the Commission revise the July 20, 2004, Order granting suspension of the FCC requirement to implement wireline-wireless number portability pursuant to 47 U.S.C. §251(f)(2).

Several RLECs requested an extension of the date to implement intermodel local number portability (LNP), which was set for April 5, 2008. Other RLECs who requested additional relief signed a stipulation with formal interveners to the docket to establish a timeline for implanting LNP that will be completed by December 31, 2008. One RLEC was granted a waiver extending the date for implementation of LNP on or before December 31, 2009.

C-3554 In the Matter of the Nebraska Public Service Commission, on its own motion, seeking to investigate whether the zones established in Docket C-2516 are appropriate in light of NUSF-26 findings and conclusions.

On October 10, 2007, The Commission entered an order modifying the three zones created in Docket C-2516 by creating four geographically diverse cost-based zones relative to Qwest for the leasing of unbundled network elements to competitive local exchange carriers (CLECs). As a result of the deaveraging process in C-2516, competitive carriers leasing loops from Qwest paid three different rates depending on whether the customer is located in zone 1, 2, or 3. In zone 3, competitive local exchange carriers (CLECs) are charged sixty-two dollars and forty-nine cents (\$62.49) for a loop regardless of whether the customer was in a town or city, close to a central office, or in a sparsely populated unincorporated area. The Commission's October 10, 2007, order created an in-town zone and three out-of-town zones based on the evidence that distance

and density were factors which contribute to higher loop costs. This order was challenged by Qwest and is currently before the United States District Court for the District of Nebraska.

C-3796 In the Matter of the Application of Cox Nebraska Telecom, LLC, Omaha, seeking arbitration and approval of an interconnection agreement, made pursuant to Section 252 of the Telecommunications Act of 1996, with Qwest Corporation, Denver, Colorado.

On April 16, 2007, an Application was filed with the Commission by Cox Nebraska Telecom, LLC, seeking arbitration and approval of an Interconnection Agreement with Qwest Corporation. The 1996 Telecommunications Act and Commission rules set up a system for arbitration and mediation between carriers negotiating an interconnection agreement that are unable to reach voluntary agreement. Qwest and Cox selected John Kern as arbitrator for the docket. The parties and the arbitrator agreed that Mr. Kern would issue a recommended decision to the Commission based on the pre-filed testimony and briefs without a hearing. The Arbitrator issued his recommended decision on November 12, 2007. After receiving comments from the parties and holding oral arguments January 22, 2008, the Commission issued a final order adopting the Arbitrator's recommended decision on January 29, 2008.

Subsequent to the issuance of the final order, Qwest filed suit in Federal District Court against Cox and the Commission challenging the findings in the Commission's final order. The suit is pending.

C-3829 In the Matter of the Application of Qwest Corporation, Denver, Colorado, seeking approval of its Revised Statement of Generally Available Terms (SGAT) pursuant to Section 252(f) of the 1996 Telecommunications Act, previously granted in Docket C-3313.

On July 10, 2007, Qwest Corporation filed an application with the Commission to modify Exhibit B to the Statement of Generally Available Terms and Conditions (SGAT) and its Qwest Performance Assurance Plan (QPAP) found in Exhibit K of the SGAT. The requested modifications reflect changes arising from a stipulated agreement entered into by Qwest and certain CLECs in meetings between May 23, 2006 and May 17, 2007. The Federal Telecommunications Act of 1996 requires this Commission to review the SGAT to ensure they comply with Sections 251 and 253 of the Act, as well as all applicable state laws. The Commission approved the modifications to the SGAT on January 29, 2008.

C-3898 Qwest requested permission to merge its long distance entity into its incumbent local exchange carrier entity. This docket was opened due to a joint application from Qwest Corporation (QC) and Qwest LD Corporation (QLDC) for Commission approval of their merger.

No protests or interventions were filed. The Commission approved the merger On March 18, 2008, unifying Qwest's local and long distance entities.

C-3922 In the Matter of the Application of McLeod USA Telecommunications Services, Inc., Hiawatha, Iowa, seeking to cease providing local exchange voice services in Nebraska wire centers.

By petition filed on April 11, 2008, McLeod USA Telecommunications Services, Inc. requested approval to cease providing local exchange switched voice services in Nebraska for certain residential and small business customers for whom McLeod USA requires access to last mile loop network facilities. McLeod USA is a competitive telecommunications carrier providing services through leasing of unbundled network elements mainly from Qwest Corporation. McLeod USA cited to a decision of the Federal Communications Commission (FCC) which relieved Qwest Corporation from the requirement to offer certain unbundled network elements at total element long run incremental costs (TELRIC) rates in nine Omaha wire centers. McLeod USA discontinued service to approximately 3000 residential and small business customers.

*C-3943/
PI-137 In the Matter of the Nebraska Public Service Commission, on its own motion, to participate in a six month review of Qwest's Performance Assurance Plans.*

On July 15, 2008, the Commission initiated a proceeding to participate in a collaborative effort by the fourteen states in Qwest's Corporation's service territory to conduct a six month review of Qwest's Performance Assurance Plans (QPAP). On March 18, 2008, in Docket C-3898, the Commission granted Qwest's application to merge its 272 affiliate into its CLEC, eliminating the 272 affiliate and triggering a six month review under the provisions of the QPAP. The Regional Oversight Committee (ROC), which is composed of the fourteen Qwest states, have proposed a collaborative six month review. The review is ongoing.

2. Local Competition

A. Competitive Local Exchange Carriers

The following companies received new authority during the 2007-2008 fiscal year to provide local service in the corresponding territories in Nebraska:

Carrier	Territory to be Served	Granted Authority
Global Capacity Group	Statewide	9/18/2007
Glenwood Telecommunications	Statewide	10/2/2007
Sage Telecom Inc.	Qwest	12/11/2007
Geneva Broadband, LLC	Windstream	12/4/2007
Wholesale Carrier Services, Inc.	Statewide	12/18/2007
HCI Investment Company d/b/a Native Sky Technologies	Eastern Nebraska Telephone Company	12/18/2007
Bandwidth.com CLEC, LLC	Qwest	1/8/2008
Momentum Telecom, Inc.	Qwest, Citizens, Windstream	5/28/2008

There are currently 105 carriers that have received Certificates of Public Convenience and Necessity to provide competitive local exchange services in Nebraska; however, not all carriers are currently offering local service in Nebraska.

B. Interconnection Agreements

Under the Telecommunications Act of 1996, a company wanting to compete with a local exchange carrier (LEC) needs to enter into an interconnection agreement with the LEC in whose territory it wishes to offer service. A company may reach an interconnection agreement with a LEC in one of three ways: 1) It may voluntarily negotiate an interconnection agreement; 2) Request adoption of a Commission-approved interconnection agreement in accordance with Section 252(i) of the Act; or 3) Ask for mediation or arbitration if voluntary negotiations are not successful at reaching a mutually-acceptable interconnection agreement. All interconnection agreements that have been approved by the Commission can be found on the Commission's website at <http://www.psc.state.ne.us>. The agreements are divided into the following three categories: 1) Voluntarily-negotiated; 2) Section 252(i) Interconnection agreements; and 3) Arbitrated.

3. Service Testing & Outage Report

The Commission ensures Nebraskans are receiving quality telecommunications service by periodically reviewing performance data provided by telephone companies and by monitoring consumer complaints for indications of potential problems requiring further investigation. All local exchange carriers are using digital switches designed to perform a series of self-diagnostic tests, which makes the monitoring and identification of service quality issues much easier. The Commission's technical staff offers assistance in identifying the source of service problems and is available to assist in resolving service complaints from consumers across the state.

The current service quality standards in the Commission's Telecommunications Rules and Regulations were developed for traditional copper based switched circuit technology. The Commission Staff is conducting the final review of the existing service quality rules and will propose changes intended to be technology neutral.

Reports are required to be filed with the Commission by local exchange carriers when service outages are experienced. The report provides the date and time of the outage, the geographic area affected, the cause of the outage, if known, and an estimate of the access lines affected. Within five days, a final report is filed showing the number of customer trouble reports received related to the outage and the corrective action taken.

The following tables show the number of service outages and by type, as well as the total number of outages and access lines affected during the past ten years.

Year	Cable Cuts	Telephone Equipment Malfunction	Weather	Accidental	Maintenance	Unknown
1996-1997	40	33	8	6	0	12
1997-1998	98	33	12	4	4	13
1998-1999	90	43	6	3	3	11
1999-2000	62	17	4	9	11	21
2000-2001	60	22	5	4	12	70
2001-2002	47	30	3	2	6	40
2002-2003	31	29	5	5	0	28
2003-2004	42	26	2	2	3	23
2004-2005	18	23	2	1	1	8
2005-2006	87	37	5	7	2	6
2006-2007	94	35	12	5	1	2
2007-2008	72	40	9	3	1	2

Year	Total Service Outages	Total Affected Access Lines	Average Number of Access Lines Affected per Outage
1996-1997	99	244,899	2,474
1997-1998	164	199,900	1,219
1998-1999	156	225,248	1,444
1999-2000	124	276,261	2,228
2000-2001	173	300,276	1,746
2001-2002	127	280,447	2,208
2002-2003	100	201,659	1,027
2003-2004	98	103,571	1,057
2004-2005	63	75,175	1,193
2005-2006	144	88,969	618
2006-2007	149	71,869	482
2007-2008	127	62,641	493

4. Telecommunications Relay Services

Telecommunications Relay Services (“TRS”) is a telephone transmission service that provides the ability for a person who has a hearing or speech impairment to engage in wireline or wireless communication with a hearing person in a manner that is functionally equivalent to someone without such a disability. Such a definition includes services that enable two-way communication between an individual who uses a text telephone (“TTY”) or other nonvoice terminal device and an individual who does not have such a device. Communications Assistants (“CAs”) transmit (“Relay”) written communication from a text telephone or other nonvoice terminal device to a person using a standard telephone. The person using the standard telephone speaks to the CA who transmits the message to the hearing impaired individual. The relay is funded through a monthly surcharge on all access lines, including voice-based wireless lines.

The monthly surcharge was 10 cents per access line in 1993 and 1994. It was seven cents in 1995, 1996 and 1997. In 1998, the surcharge was reduced to six cents, and it was reduced to five cents for the years 1999 through 2001. In 2002 and 2003, the surcharge increased to six cents and seven cents, respectively. LB 530, which became law during the 2003 Legislative Session, changed the date of the public hearing to determine the surcharge level from October 1 to April 1 of each year. This bill also changed the effective date of any annual change mandated by the Commission from January 1 to July 1. For July 1, 2004, through June 30, 2006, the surcharge remained at seven cents. The surcharge was reduced to five cents for the fiscal years ending June 30, 2007 and 2008. The surcharge was reduced this year to four cents beginning July 1, 2008.

The definition of TRS extends to speech-to-speech (“STS”), video relay services (“VRS”), Internet Protocol (“IP”) and non-English language relay services (Spanish-to-Spanish). STS and Spanish-to-Spanish were mandated by CC Docket 98-67, FCC 00-56, *In the Matter of Telecommunications Relay Services and Speech-to-Speech Services for Individuals with Hearing and Speech Disabilities*, (See also *Order On Reconsideration* CC Docket 98-67, FCC 00-200, released June 5, 2000. This order amended the effective dates for compliance with most of the amended rules adopted in the original TRS Order).

In 1995, the Legislature created the Nebraska Specialized Telecommunications Equipment Program (“NSTEP”) which enables qualifying deaf, hard-of-hearing and/or speech-impaired citizens to obtain specialized telecommunications equipment at no expense, subject to certain program restrictions. Funded by the Relay Surcharge, expensive telecommunications equipment, such as text telephones, amplifiers, signaling devices and speech-generating devices have been made available to deaf, hard-of-hearing and/or speech-impaired consumers. For the fiscal year ending June 30, 2008, \$304,631 was expended in the program compared \$330,284 for the previous period. Households served in the fiscal year ending June 30, 2008, total 979 as compared to 933 for the previous period.

Summary of Significant Issues Impacting Telecommunications Relay Services State Level

- 1) The March 2008 Order, (C-3897) setting the surcharge for the fiscal year July 1, 2008, through June 30, 2009, resulted in the surcharge being reduced from \$.05 to \$.04.
- 2) In March 2008, Hamilton Relay announced the availability of Web CapTel. CapTel is a service designed for individuals with some residual hearing, where captions are utilized as text to support understanding telephone conversations. With Web CapTel, instead of using a specialized CapTel phone, users can now make these calls via the Web. Users with a standard telephone or mobile phone use an internet connection and a computer or laptop with a standard web browser to read the written captions of what the other party says. This service is (IP CTS) Internet Protocol Captioned Telephone Service. IP CTS is a form of captioned telephone service that transmits the captions between the relay provider and the user via the Internet, rather than the Public Switched Telephone Network.

In the January 2007, *IP CTS Declaratory Ruling*, FCC 06-182 Docket, the Commission (“FCC”) recognized Internet Protocol (IP) captioned telephone service (“IP CTS”) as a form of telecommunications relay service eligible for compensation from the Interstate TRS Fund until such time as the Commission adopts jurisdictional separation of costs for this service.

- 3) On December 10, 2007, for approximately one hour and 40 minutes the CapTel Customer Service Center was not able to receive calls due to network circuit failure. Service was restored by 3:02 pm (Central Standard Time). This outage affected the Customer Service telephone lines, not the CapTel service itself.

On July 18, 2007, at 4:05 pm (Central Standard Time) a false fire alarm was activated at the Madison CapTel call center that required all Madison agents to begin evacuation. Calls in process with a Madison agent received an evacuation notice followed by disconnection of the call. The calls continued to process at the alternate facility in Milwaukee.

Summary of Significant Issues Impacting Telecommunications Relay Services Federal Level

A number of issues impacting CG (“Consumer and Governmental Affairs Bureau”) Docket No. 03-123 (“*Telecommunications Relay Services and Speech-to-Speech Services for Individuals with Hearing and Speech Disabilities*”) are as follows:

- 1) States and Telecommunications Relay Services providers were required to submit their annual consumer complaint log summaries for the 12-month period ending May 31, 2008, on or before July 1, 2008. The FCC requires state TRS programs to maintain a log of consumer complaints that allege violations of the federal TRS mandatory minimum standards. The Public Service Commission satisfied this requirement by the deadline. A copy of this complaint summary is available by contacting the PSC or accessing the FCC’s website.
- 2) On June 24, 2008, (FCC 08-151) the FCC released a *Report and Order and Further Notice of Proposed Rulemaking* regarding the following;

Order provisions (by December 31, 2008):

- The Commission adopts a system for assigning ten-digit telephone numbers linked to the North American Numbering Plan (“NANP”) to persons using Internet-based TRS;
- The Commission also determined that a centralized numbering directory mechanism be utilized that would map the NANP telephone numbers assigned to the Internet-based TRS users to an appropriate Internet address (or other unique endpoint identifier);
- Internet-based TRS providers must provide a process by which Internet-based TRS users can register a “default” provider. Each provider must route and deliver all of its Registered Internet-based

- TRS users' inbound and outbound calls unless the user chooses to place a call with, or receive a call from, an alternate provider;
- The Order requires Internet-based TRS providers to obtain the physical location where the service will first be activated. The Order is intended to ensure emergency calls placed by Internet-based TRS users will be routed to the appropriate PSAP by the provider. The user must be provided a means of updating this registration as necessary;
- The Order contains a provision for TRS providers to communicate the new requirements in this order to their users.

Further Notice of Proposed Rulemaking:

- Commission sought comment on: The modification of the call completion requirement when the CA receives an emergency call when currently in the process of handling a non-emergency call;
 - Ways in which the Registered Location information might be made available to alternative relay providers when a Internet-based TRS user places an emergency call through an Internet-based TRS provider other than the user's default provider; and
 - Additional issues concerning multi number assignments to users, security issues, unauthorized changes (slamming) and unauthorized disclosure of private information.
- 3) On June 24, 2008, the FCC released a *Notice of Proposed Rulemaking* regarding Speech-to-Speech services (FCC 08-149). The Notice seeks comment on the following issues;
- Whether CAs should stay with a STS call for a minimum of 20 minutes (current regulations require 15 minutes);
 - Whether STS providers should offer an STS user the option of voice muting so the other party would only hear the STS CA re-voicing, not the STS user; and
 - Allowing TRS providers to use interactive menus that allow the user to reach an STS CA as the first option when dialing 711.
- 4) In the June 24, 2008 *Order*, the FCC adopted NECA's rate recommendations (*2008 NECA Filing*) for payments made to service providers from the Interstate TRS Fund for the period July 1, 2008, through June 30, 2009;
- \$1.5938 per minute for interstate traditional TRS;
 - \$2.7248 per minute for interstate Speech-to-Speech ("STS"). The proposed rate for STS includes an additional \$1.131 for outreach;
 - \$1.6569 per minute for interstate captioned telephone service ("CTS") and intrastate and interstate Internet Protocol captioned telephone service ("IP CTS");
 - \$1.2865 per minute for intrastate and interstate IP Relay; and

- Tiered rates of \$6.7362 for the first 50,000 monthly minutes, \$6.4675 for monthly minutes between 50,001 and 500,000, and \$6.2685 for minutes above 500,000 for intrastate and interstate VRS.
- 5) In the April 4, 2008 *Order* (DA 08-821), the FCC extended and modified current waivers pertaining to interconnected VoIP providers and traditional TRS providers. A summary of this Order is as follows:
- The Commission grants interconnected VoIP providers until March 31, 2009, to route 711-dialed calls to an appropriate relay center, but only within the context of 711-dialed calls in which the calling party's telephone number may not reflect his or her geographic location (this happens when a caller is using a "non-geographically relevant" telephone number or "nomadic" interconnected VoIP service);
 - Traditional TRS providers are granted until March 31, 2009, to design and implement a system to automatically and immediately call an appropriate PSAP when receiving an emergency 711-dialed call via an interconnected VoIP service.

See also the *VoIP 911 Order* (not summarized here) which requires interconnected VoIP providers to obtain from each customer, prior to offering service, the physical location at which the service will first be utilized. Within that Order is also a Registered Location requirement allowing VoIP providers to provide consumers with E911 service.

- 6) On November 19, 2007, the Commission released the *2007 TRS Cost Recovery Methodology Order*. This Order adopted new cost recovery methodologies for various forms of relay services. A summary of the highlights follow:
- For interstate traditional TRS and STS, the Commission adopted the Multi-state Average Rate Structure ("MARS") Plan. The MARS rate is calculated by collecting each state's intrastate TRS and STS rates and minutes of use data, and averaging them to determine the appropriate interstate rate as described in the *2008 NECA Filing*. The plan is also used to determine interstate CTS and intrastate and interstate IP CTS;
 - For intrastate and interstate IP Relay, the Commission adopted a price cap methodology;
 - For intrastate and interstate VRS, the Commission adopts a tiered rate methodology based on call volume. Tier I includes the first 50,000 monthly VRS minutes; Tier II includes monthly minutes between 50,001 and 500,000; and Tier III includes monthly minutes above 500,000.
- 7) On September 26, 2007, the Nebraska Public Service Commission filed for recertification of its State TRS program. State TRS programs must be recertified every five years to ensure that TRS is being provided on a uniform and consistent basis throughout the United States. This certification must provide evidence that

the state program adheres to the mandatory minimum requirements as established by the Federal Communications Commission (Commission). The current TRS certifications expire on July 26, 2008. Applications for renewal were opened by the Commission beginning July 26, 2007. The new certification period covers the five year period July 26, 2008, through July 25, 2013.

The following table displays selected historical statistics that reflect the operation of the Nebraska Relay System and Nebraska Specialized Telecommunications Equipment Program.

A. Telecommunications Relay Service

Selected Historical Statistics (Session Minutes/CapTel Conversation Minutes)

	Monthly Activity Cost											
	Total	Ave Call	Total			CapTel	TRS Prg.	Total	Equip. Prg.	Total		
	Calls (1) (Outbound)	Length (1) (Outbound)	Minutes Of Use	Interstate Minutes	Intrastate Minutes	Intrastate CM	CapTel (\$Amt.)	TRS Program	CapTel (\$Amt.)	Equipment Program	Srchrg Revenue	Srchrg Rate
Jul-02	26,506	4.17	113,307.98	16,298.06	97,009.92			86,823.88		18,248.62	100,681.34	\$0.06
Aug-02	27,569	4.14	117,116.18	16,565.63	100,550.55			89,992.74		10,320.23	100,348.55	\$0.06
Sep-02	26,215	4.02	108,224.79	16,961.11	91,263.68			81,680.99		18,193.43	99,726.88	\$0.06
Oct-02	27,023	4.24	117,881.74	17,938.26	99,943.48			89,449.41		8,072.96	100,591.77	\$0.06
Nov-02	25,622	4.17	109,654.83	16,367.63	93,287.20			83,492.04		19,732.59	100,167.99	\$0.06
Dec-02	25,974	3.98	105,887.75	15,518.91	90,368.84			80,880.11		9,402.91	100,908.30	\$0.06
Jan-03	27,047	4.23	117,298.02	17,023.46	100,274.56			89,745.73		18,776.75	116,541.37	\$0.07
Feb-03	25,143	4.17	107,630.37	16,204.25	91,426.12			81,826.38		19,710.30	118,515.46	\$0.07
Mar-03	25,769	4.15	110,040.58	16,595.85	93,444.73			83,633.03		0.00	117,916.24	\$0.07
Apr-03	26,140	4.11	110,509.33	15,181.20	95,328.13			85,318.68		41,151.12	119,518.77	\$0.07
May-03	26,781	3.91	108,556.64	14,509.85	94,046.79			84,171.88		20,340.15	119,188.94	\$0.07
Jun-03	25,718	3.96	105,454.34	15,986.72	89,467.62			80,073.52		26,673.16	119,308.88	\$0.07
Jul-03	24,072	4.08	101,326.67	15,146.57	86,180.10			77,131.19		2,711.01	119,083.72	\$0.07
Aug-03	25,047	4.01	103,516.06	14,969.42	88,546.64			79,249.24		27,282.53	119,101.00	\$0.07
Sep-03	23,519	4.03	97,488.57	14,410.61	83,077.96			74,354.77		15,742.08	118,829.67	\$0.07
Oct-03	24,198	4.07	101,244.61	13,978.98	87,265.63			78,102.74		25,529.18	119,197.58	\$0.07
Nov-03	22,495	4.20	96,904.28	14,908.51	81,995.77			73,386.21		7,733.91	117,782.57	\$0.07
Dec-03	25,696	4.22	111,067.66	17,129.33	93,938.33			84,074.81		16,542.33	119,417.83	\$0.07
Jan-04	26,590	4.17	113,401.56	15,917.73	97,483.83			87,248.03		20,859.12	118,935.24	\$0.07
Feb-04	25,351	4.17	108,175.58	15,695.37	92,481.21			82,769.79		27,256.64	120,682.99	\$0.07

A. Telecommunications Relay Service

Selected Historical Statistics (Session Minutes/CapTel Conversation Minutes)

	Total	Ave Call	Total			CapTel	TRS Prg.	Monthly Activity Cost				
	Calls	Length	Minutes	Interstate	Intrastate	Intrastate	CapTel	TRS	Equip.	Total		
	(Outbound)	(Outbound)	Of Use	Minutes	Minutes	CM	(\$Amt.)	Program	(\$Amt.)	Program	Revenue	Rate
Mar-04	26,695	4.18	114,481.10	16,692.38	97,788.72			87,520.90		29,292.04	120,006.68	\$0.07
Apr-04	25,770	3.98	105,017.33	15,786.93	89,230.40			79,861.21		8,969.60	120,502.22	\$0.07
May-04	25,329	3.87	100,583.19	14,570.66	86,012.53			76,981.21		24,457.84	120,162.45	\$0.07
Jun-04	25,174	3.89	100,602.66	14,983.87	85,618.79			76,628.82		18,303.67	121,659.08	\$0.07
Jul-04	24,075	4.08	101,185.41	15,901.00	85,284.41			76,329.55		12,691.44	121,687.79	\$0.07
Aug-04	25,246	4.02	104,261.18	15,920.86	88,970.32			79,628.44		25,677.58	121,115.31	\$0.07
Sep-04	22,776	4.19	98,304.85	14,604.51	83,700.34			74,911.80	399.00	11,345.25	121,149.52	\$0.07
Oct-04	22,398	4.12	95,172.34	14,571.25	80,601.09	255.24	370.10	72,508.08	1,197.00	27,434.92	121,073.26	\$0.07
Nov-04	21,190	4.23	92,294.52	14,104.47	78,190.05	329.26	477.43	70,457.52	2,247.00	55,352.66	121,282.02	\$0.07
Dec-04	22,119	4.22	95,796.72	15,133.72	80,663.00	1,532.77	2,222.52	74,415.91	8,379.00	48,924.25	120,884.69	\$0.07
Jan-05	21,410	4.28	94,407.27	14,678.80	79,728.47	3,672.96	5,325.79	76,682.77	7,581.00	43,431.32	121,986.50	\$0.07
Feb-05	18,650	4.35	83,425.23	13,855.35	69,569.88	3,385.60	4,909.12	67,174.16	1,995.00	8,694.67	122,530.72	\$0.07
Mar-05	20,390	4.32	90,305.15	13,791.55	76,513.60	4,534.16	6,574.53	75,054.20	6,783.00	39,100.74	122,157.64	\$0.07
Apr-05	18,809	4.31	83,704.27	13,207.07	70,497.20	4,258.50	6,174.83	69,269.82	5,586.00	52,662.21	122,006.57	\$0.07
May-05	19,963	4.17	85,993.01	12,215.77	73,777.24	3,875.25	5,619.11	71,649.74	3,192.00	21,514.60	122,281.68	\$0.07
Jun-05	20,599	4.22	89,982.67	13,018.21	76,964.46	4,483.29	6,500.77	75,383.96	4,389.00	21,739.08	123,614.71	\$0.07
Jul-05	18,564	4.39	83,937.41	14,021.60	69,915.81	4,765.44	6,909.89	69,484.54	1,596.00	7,464.70	123,540.19	\$0.07
Aug-05	19,723	4.32	87,778.15	12,764.58	75,013.57	4,529.00	6,567.05	73,704.20	2,793.00	35,634.76	123,141.59	\$0.07
Sep-05	17,516	4.41	79,807.27	11,955.22	67,852.05	6,443.18	9,342.61	79,807.27	5,985.00	42,092.24	123,452.00	\$0.07
Oct-05	16,927	4.46	78,110.63	12,191.70	65,918.93	7,924.24	11,490.15	70,487.59	1,995.00	22,349.59	123,433.90	\$0.07
Nov-05	17,988	4.36	80,903.80	13,063.38	67,840.42	8,688.55	12,598.40	73,315.58	4,389.00	46,766.53	125,036.47	\$0.07

A. Telecommunications Relay Service

Selected Historical Statistics (Session Minutes/CapTel Conversation Minutes)

	Monthly Activity Cost											
	Total	Ave Call	Total			CapTel	TRS Prg.	Total	Equip. Prg.	Total		
	Calls (1) (Outbound)	Length (1) (Outbound)	Minutes Of Use	Interstate Minutes	Intrastate Minutes	Intrastate CM	CapTel (\$Amt.)	TRS Program	CapTel (\$Amt.)	Equipment Program	Srchrg Revenue	
Dec-05	17,691	4.43	80,932.17	12,619.49	68,312.68	9,272.18	13,444.66	74,584.51	5,985.00	40,804.36	125,255.93	\$0.07
Jan-06	16,921	4.56	79,449.33	12,800.04	66,649.29	9,649.85	13,992.28	73,643.39	3,990.00	21,013.49	131,549.06	\$0.07
Feb-06	16,002	4.63	76,064.03	11,833.34	64,230.69	8,146.50	11,812.43	69,298.90	3,192.00	27,588.84	131,994.37	\$0.07
Mar-06	17,543	4.64	84,013.75	12,929.45	71,084.30	9,273.10	13,446.00	77,066.45	3,192.00	52,293.93	125,279.87	\$0.07
Apr-06	15,844	4.37	71,441.96	10,761.97	60,679.99	8,718.65	12,642.04	66,950.63	1,995.00	17,020.18	128,053.86	\$0.07
May-06	16,664	4.42	75,850.28	11,533.01	64,317.27	8,340.55	12,093.80	69,657.76	798.00	8,788.31	128,250.44	\$0.07
Jun-06	15,621	4.40	71,033.74	9,997.26	61,036.48	7,107.02	10,305.18	64,932.83	0.00	242.85	127,683.20	\$0.07
Jul-06	15,021	4.50	69,916.11	10,040.35	59,875.76	8,165.08	11,839.37	65,428.18	0.00	937.00	95,920.76	\$0.05
Aug-06	16,294	4.26	71,781.23	9,432.39	62,348.84	8,276.54	12,000.98	67,803.19	5,187.00	67,653.76	93,245.24	\$0.05
Sep-06	13,602	4.45	62,933.34	8,790.23	54,143.11	8,552.91	12,401.72	60,859.80	2,793.00	38,387.58	92,216.76	\$0.05
Oct-06	13,629	4.54	64,170.90	9,660.88	54,510.02	10,350.02	15,007.53	63,794.00	798.00	15,263.66	91,740.06	\$0.05
Nov-06	13,085	4.85	65,578.34	9,430.58	56,147.76	10,442.79	15,142.05	65,394.30	1,661.00	45,437.01	92,667.44	\$0.05
Dec-06	13,496	4.63	64,760.16	10,008.03	54,752.13	10,732.78	15,562.53	64,565.69	1,596.00	31,865.37	92,967.44	\$0.05
Jan-07	14,868	4.70	71,812.85	10,589.14	61,223.71	10,782.83	15,635.10	70,430.32	798.00	22,398.82	93,514.34	\$0.05
Feb-07	12,768	4.76	62,552.60	9,616.14	52,936.46	9,743.88	14,128.63	61,506.76	0.00	20,973.69	94,523.85	\$0.05
Mar-07	14,055	4.56	66,143.08	9,936.30	56,206.78	10,546.95	15,293.08	65,598.15	3,192.00	16,208.40	93,479.22	\$0.05
Apr-07	12,554	4.68	60,961.82	8,819.66	52,142.16	9,805.17	14,217.50	60,884.73	798.00	2,971.40	95,665.06	\$0.05
May-07	13,690	4.41	62,705.22	10,216.04	52,489.18	11,269.96	16,341.44	63,319.26	0.00	28,059.93	92,740.71	\$0.05
Jun-07	12,116	4.31	54,172.11	8,723.32	45,448.79	9,804.75	14,216.89	54,893.56	3,990.00	40,127.47	93,426.11	\$0.05

A. Telecommunications Relay Service

Selected Historical Statistics (Session Minutes/CapTel Conversation Minutes)

	Monthly Activity Cost											
	Total	Ave Call	Total			CapTel	TRS Prg.	Total	Equip. Prg.	Total		
	Calls (1) (Outbound)	Length (1) (Outbound)	Minutes Of Use	Interstate Minutes	Intrastate Minutes	Intrastate CM	CapTel (\$Amt.)	TRS Program	CapTel (\$Amt.)	Equipment Program	Srchrg Revenue	
Jul-07	12,233	4.25	54,135.53	8,873.10	45,262.43	9,084.91	13,173.12	55,719.80	3,192.00	32,597.75	95,597.80	\$0.05
Aug-07	13,045	4.32	58,903.91	10,040.52	48,863.39	10,397.83	15,076.85	61,008.44	399.00	13,795.00	100,400.30	\$0.05
Sep-07	11,681	4.37	52,931.32	8,409.01	44,522.31	9,225.15	13,376.47	55,227.44	798.00	33,421.67	98,583.28	\$0.05
Oct-07	12,505	4.37	56,737.14	8,426.01	48,311.13	10,344.26	14,999.18	60,411.64	1,596.00	19,065.98	99,745.44	\$0.05
Nov-07	12,459	4.24	55,046.30	8,561.48	46,484.82	9,849.57	14,281.88	57,977.61	2,793.00	25,373.07	98,322.92	\$0.05
Dec-07	12,705	4.54	59,970.08	9,479.62	50,490.46	11,909.64	17,268.98	64,730.01	863.00	19,342.35	100,865.63	\$0.05
Jan-08	12,712	4.41	57,932.47	9,275.96	48,656.51	12,309.71	17,849.08	63,586.20	1,197.00	33,475.42	98,696.11	\$0.05
Feb-08	11,779	4.41	53,881.89	8,450.29	45,431.60	10,249.45	14,861.70	57,567.40	2,793.00	17,907.71	97,930.96	\$0.05
Mar-08	11,178	4.20	48,894.17	7,096.86	41,797.31	8,381.61	12,153.33	51,442.80	2,394.00	27,460.60	97,085.63	\$0.05
Apr-08	10,628	4.34	48,142.02	7,845.73	40,296.29	8,064.50	11,693.53	49,572.04	1,197.00	17,804.38	98,337.68	\$0.05
May-08	9,716	4.28	43,483.53	6,707.81	36,775.72	9,289.03	13,469.09	48,038.27	1,197.00	31,177.99	95,834.64	\$0.05
Jun-08	9,474	4.31	42,828.42	6,596.98	36,231.44	9,300.98	13,486.42	47,543.97	3,192.00	33,208.92	96,134.64	\$0.05

Note(1): Inbound Calls Serviced By Operator available only from Jan 1991 through Jan 1993. Outbound Calls (excluding General Assistance) used thereafter.

A. Telecommunications Relay Service						
Supplemental Information - Selected Historical Statistics (CapTel Conversation Minutes)						
					Monthly Activity Cost	
	CapTel	CapTel	Ave Call	CapTel	TRS Prg.	Equip. Prg.
	Total CM	Total Calls	Length	Intrastate	CapTel	CapTel
	(Completed)	(Completed)	(Completed)	CM	(\$Amt.)	(\$Amt.)
Oct-04	299	90	3.33	255	370	1,197.00
Nov-04	544	197	2.76	329	477	2,247.00
Dec-04	1,928	619	3.11	1,533	2,223	8,379.00
Jan-05	4,046	1,031	3.92	3,673	5,326	7,581.00
Feb-05	3,753	1,060	3.54	3,386	4,909	1,995.00
Mar-05	5,121	1,522	3.36	4,534	6,575	6,783.00
Apr-05	4,740	1,466	3.23	4,259	6,175	5,586.00
May-05	4,452	1,319	3.38	3,875	5,619	3,192.00
Jun-05	5,338	1,495	3.57	4,483	6,501	4,389.00
Jul-05	5,449	1,707	3.19	4,765	6,910	1,596.00
Aug-05	5,640	1,848	3.05	4,529	6,567	2,793.00
Sep-05	8,460	2,720	3.11	6,443	9,343	5,985.00
Oct-05	10,407	3,178	3.27	7,924	11,490	1,995.00
Nov-05	11,194	3,176	3.52	8,689	12,598	4,389.00
Dec-05	12,243	3,564	3.44	9,272	13,445	5,985.00
Jan-06	12,033	3,587	3.35	9,650	13,992	3,990.00
Feb-06	10,333	3,098	3.34	8,147	11,812	3,192.00
Mar-06	11,876	3,551	3.34	9,273	13,446	3,192.00
Apr-06	10,969	3,245	3.38	8,719	12,642	1,995.00
May-06	10,643	3,282	3.24	8,341	12,094	798.00
Jun-06	9,028	2,929	3.08	7,107	10,305	0.00
Jul-06	10,204	3,112	3.28	8,165	11,839	0.00
Aug-06	10,483	3,303	3.17	8,277	12,001	5,187.00
Sep-06	11,116	3,220	3.45	8,553	12,402	2,793.00
Oct-06	12,589	3,537	3.56	10,350	15,008	798.00
Nov-06	12,714	3,833	3.32	10,443	15,142	1,661.00
Dec-06	13,785	3,625	3.80	10,733	15,563	1,596.00
Jan-07	13,723	3,503	3.92	10,783	15,635	798.00
Feb-07	12,697	3,183	3.99	9,744	14,129	0.00
Mar-07	13,267	3,563	3.72	10,547	15,293	3,192.00
Apr-07	11,952	3,116	3.84	9,805	14,218	798.00
May-07	13,612	3,957	3.44	11,270	16,341	0.00
Jun-07	12,624	3,507	3.60	9,805	14,217	3,990.00
Jul-07	11,171	3,346	3.34	9,085	13,173	3,192.00
Aug-07	13,066	3,808	3.43	10,398	15,077	399.00
Sep-07	11,556	3,506	3.30	9,225	13,376	798.00
Oct-07	12,514	3,920	3.19	10,344	14,999	1,596.00

A. Telecommunications Relay Service						
Supplemental Information - Selected Historical Statistics (CapTel Conversation Minutes)						
					Monthly Activity Cost	
	CapTel	CapTel	Ave Call	CapTel	TRS Prg.	Equip. Prg.
	Total CM	Total Calls	Length	Intrastate	CapTel	CapTel
	(Completed)	(Completed)	(Completed)	CM	(\$Amt.)	(\$Amt.)
Nov-07	11,896	3,760	3.16	9,850	14,282	2,793.00
Dec-07	14,339	4,027	3.56	11,910	17,269	863.00
Jan-08	14,769	4,071	3.63	12,310	17,849	1,197.00
Feb-08	12,698	3,956	3.21	10,249	14,862	2,793.00
Mar-08	10,149	3,322	3.06	8,382	12,153	2,394.00
Apr-08	10,052	3,240	3.10	8,065	11,694	1,197.00
May-08	10,932	3,627	3.01	9,289	13,469	1,197.00
Jun-08	12,118	3,983	3.04	9,301	13,486	3,192.00

5. Extended Area Service

Extended Area Service (EAS) allows customers in one exchange to place calls to, and receive calls from another exchange, without paying additional long distance charges. The key points of the basic rules and regulations established by the Commission relating to EAS are:

- A petition seeking to establish EAS must contain the signatures of either 750 or 25 percent of the customers of the exchange, whichever is less.
- To determine if sufficient traffic exists to establish EAS, certain traffic criteria must be met in at least two of the three most recent months for which data is available.
- A telephone company may file an Optional Enhanced Area Calling Plan (OEACP) as an alternative to EAS.
- If the minimum required signatures are obtained, and there is sufficient traffic to meet the requirements, informational meetings must be held in the petitioning exchange to inform the public of the proposed rates for EAS and to assess the public's interest in receiving EAS.
- Following an unsuccessful attempt at implementing EAS, at least 12 months must lapse before additional attempts for EAS are made.
- When put to a vote, EAS must receive the support of more than 50 percent of the customers in the exchange who vote.

Two EAS applications were made during fiscal year 2007: C-3737 and C-3738, both requesting the Commission to establish EAS service between the communities of Crookston, Kilgore, and Cody.

While sufficient petitions were gathered to initiate a traffic study, the results of the study failed to meet the minimum criteria established by the Public Service Commission rules. However, Great Plains Communications committed to look further into the study data and correspond with customers in the area.

The goal of both Great Plains Communications and the Public Service Commission is to determine if there is enough customer support to offer an alternative calling program that would be beneficial to the customers of Crookston, Kilgore, and Cody. Further information is expected to be provided by Great Plains Communications during the October – November 2007 time frame. In the interim these two dockets will be held in abeyance until the additional analysis is completed.

6. Numbering Issues

Area Code Conservation Efforts

Background

In May of 1999, the Commission received information from the North American Number Plan Administrator that the number of assignable prefixes (otherwise known as central office NXX codes) available for area code 402 were in danger of being depleted in less than two years. The 402 area code covers the eastern third of the state and includes the cities of Omaha, Bellevue and Lincoln.

The Commission opened a public investigation and determined that employing number conservation methods could significantly delay the need for area code relief measures. Possible area code relief measures are boundary changes, splitting an area code, or introducing a new area code overlaid on an existing area code. In September of 1999, the Commission filed a petition with the Federal Communications Commission (FCC) requesting authority to implement area code conservation methods within Nebraska, with special attention on the 402 area code. Specifically, the Commission requested authority for thousands-block number pooling, reclaiming unused central office codes, auditing number assignments, and reviewing number distribution activities of service providers. Thousands-block number pooling allows telecommunications carriers that require new numbering resources to receive numbers in blocks of 1,000, rather than an entire central office code, which consists of 10,000 numbers.

On July 20, 2000, the FCC released an order granting the Commission's petition. The Commission set July 1, 2001, as the deadline for implementation of thousands-block number pooling in the Omaha MSA rate center. The cumulative effect of the conservation measures, and the voluntary efforts of the telecommunications carriers in Nebraska, resulted in extending the forecasted exhaust date for numbering resources in the 402 area code from the second quarter of 2001 to the first quarter of 2004.

On a national level the FCC set November 24, 2003, as the date at which all wireless carriers must be capable of supporting thousands-block pooling regardless of the

geographical area served. The FCC also set May 24, 2004, as the date at which all wireline carriers serving rate centers in the top 100 MSAs must be capable of supporting thousands-block number pooling and local number portability. The only Nebraska MSA in the top 100 is Omaha-Council Bluffs. The effect of these pooling requirements, combined with continued efforts at the state level, resulted in a new forecast being issued in June of 2004 establishing the revised forecasted exhaust date for the 402 area code as the second quarter of 2006.

The national Pooling Administrator has in place all necessary tools and processes to enable thousands-block pooling by carriers within the same rate center in both the 308 and 402 area codes. At the request of the Commission, the Pooling Administrator has classified all Nebraska rate centers as voluntary pooling capable. This allows any capable carrier to donate to, or use numbering resources from, the thousands-block number resource pool instead of opening a new central office code of 10,000 numbers.

On November 13, 2003, the Commission opened Docket C-3049 to conduct an investigation of various proposed solutions for extending the life of area codes 308 and 402. The Commission held hearings and workshops while staff worked with various industry groups to identify and evaluate alternative methods which could extend the life of the numbering resources in Nebraska. It was the conclusion of the work shop that while alternate methods of implementing thousands-blocks numbering resources were technically feasible, there were significant unresolved issues related to the routing of calls and appropriate carrier compensation.

There are two primary methods of extending the life of numbering resources in an area code; thousands-block number pooling and rate-center consolidation. Both techniques can be applied on a rate-center by rate-center basis to achieve specific objectives.

Thousands Block Number Pooling

As part of the efforts under C-3049, the Commission requested the North American Numbering Plan Administrator to conduct a pro forma evaluation of the impact of mandatory pooling on the forecasted exhaust date for Area Code 402. The evaluation considered only those exchanges in which there are currently two or more carriers. The evaluation indicated that mandatory pooling could move the forecasted exhaust date for area code 402 from the second quarter of 2006 to the third quarter of 2010.

Under the current federal rules and regulations the implementation of mandatory pooling can occur only if the FCC issued specific authority to Nebraska. On November 11, 2004, Nebraska submitted a petition to the FCC for delegated authority to implement mandatory thousands-block number pooling in selected rate centers within the 402 area code. Seven other states submitted similar petitions and all comments submitted to the FCC were in support of the petitions.

On February 24, 2006, the FCC released “ORDER AND FIFTH FURTHER NOTICE OF PROPOSED RULEMAKING”, granting Nebraska’s petition for authority to implement mandatory thousands-block number pooling in the 402 area code. The Commission used the authority granted to implement mandatory pooling in two steps.

On March 14, 2006, the Commission issued an order under C-3049 implementing mandatory pooling in the rate centers served by Alltel (now Windstream Communications), Qwest, and Frontier Communications (Citizens). Because these three carriers had been voluntarily participating in thousands block pooling they were able to make the transition from voluntary pooling to mandatory pooling in the 155 rate centers they serve without any delay.

On May 3, 2006, the Commission conducted a workshop during which the NeuStar Pooling Administrator provided the remaining carriers in the 402 Area Code with information concerning the steps and typical time-line used when a rate center changes from voluntary pooling to mandatory pooling. Carriers were asked to review the proposed time line and provide feedback to the Commission by May 22, 2006. The Commission held a hearing on June 1, 2006, and sought comments on the prospect of designating all rate centers in the 402 area code as mandatory and a proposed implementation schedule for mandatory pooling of the remaining 94 rate centers. No parties submitted comments or testimony against designating the remaining 94 rate centers as mandatory or proposed an alternate implementation date.

On June 27, 2006, the Commission issued an order under C-3049 implementing mandatory pooling in the remaining 94 rate centers effective November 1, 2006. Two carriers, Great Plains Communications, Inc. and Northeast Nebraska Telephone Co were in the process of upgrading switch platforms and requested a waiver of the November 1, 2006, implementation date. Both carriers have completed the upgrade of their switches, have donated the excess blocks from their exchanges in the 402 area code, and are fully participating in thousands block number pooling.

One of the advantages of having all rate centers in the 402 Area Code designated as mandatory pooling is that any carrier requesting numbering resources will have to obtain them at the thousands-block level through the Pooling Administrator. The Pooling Administrator will assign a thousands-block from the existing pool or open a full code to populate the pool. Only the needed blocks will be assigned leaving the remaining resources in the pool available for additional carriers.

The North American Numbering Plan Administration reports indicate the following status of Nebraska’s numbering resources as of August 22, 2008.

Area Code	NXX Codes Assigned	NXX Codes Available
308	314	463
402	726	56

The following data provided by the Pooling Administrator reflects the status of pooling in Nebraska as of August 22, 2008.

Area Code	Number of Rate Centers	Rate Centers with Pooling	Thousands – Blocks Retained	Thousands - Blocks Assigned	Thousands - Blocks Available	Estimated Full NPA-NXX Codes Saved
308	178	48	339	84	368	22
402	281	275	1,846	631	2,183	98

The data shows that 22 full NPA-NXX codes in area code 308 have been saved since the first thousands-blocks were donated in April 25, 2003, and 98 full NPA-NXX codes in area code 402 have been saved by thousands-block number pooling since the first thousands-blocks were donated to the pool on October 31, 2001.

The cumulative effect of the proactive conservation measures taken by the Commission have resulted in the North American Numbering Plan Administrator extending the forecasted exhaust date for the 402 area code from the third quarter of 2009, reported last year, to the second quarter of 2010. The forecasted exhaust date for the 308 area code has been extended from the third quarter of 2029 to the fourth quarter of 2030. However, with the advent of new technologies such as Voice over Internet Protocol, free Voice Mail services, and the unknown demand associated with other applications requiring numbering resources, these forecasted exhaust dates remain very dynamic.

The Commission believes that the number conservation measures we have taken in the 402 area code were successful in delaying the need for costly and potentially confusing area code relief measures. The Commission will continue to seek out and implement number conservation methods and procedures, and will encourage voluntary cooperation, including implementing number pooling, by telecommunications carriers operating in the 308 area code. These steps should extend the life of our two area codes and delay the substantial cost to the industry and ratepayers associated with any area code relief plan.

Local Number Portability

One of the benefits of thousands-block number pooling is the capability of implementing Local Number Portability (LNP). As carriers have upgraded their switching software to use numbering resources in blocks of a thousand they have also gained the ability to support the porting of a customer's number between carriers. By December 31, 2008 all Nebraska exchanges except one will be capable of supporting LNP. The remaining exchange will implement LNP by December 31, 2009.

The ability to port a number between traditional wireline carriers and between wireless carriers is called intra-modal portability. Porting a number between a wireline

carrier and a wireless carrier is called inter-modal portability. For wireline and interconnected VoIP carriers telephone numbers can be ported from one carrier to another in the same rate center. You cannot port a number assigned in one rate center to a carrier in another rate center.

Because the coverage area assigned to wireless carriers by the FCC is different from that of wireline carriers, you can port your wireline number to a wireless carrier if their coverage area of the wireless carrier overlays the rate center your wireline number is associated with. You could even physically move to a rate center other than your original rate center and kept the same phone number as long as the wireless carrier has authority to provide coverage in that area. However, you can only port your wireless number to a wireline carrier in the same rate center your wireless number is associated with.

Local Number Portability is another conservation tool that is being used to extend the life of Nebraska's 308 and 402 Area Codes.

Rate Center Consolidation

Rate Center consolidation is the process of merging two or more rate centers geographical adjacent to each other into a single rate center for the purposes of number assignments and the rating and routing of calls. In metropolitan areas rate center consolidation can have a major impact on extending the life of an area code because numbering resources previously allocated to a single rate center can now be used across a wider geographical area.

The Commission will continue to encourage Nebraska carriers to look for opportunities to use rate center consolidation to extend the life of our area codes, especially 402.

7. N11 Dialing Code

Background

The FCC designated various three-digit dialing, or "N11," codes for specific purposes in CC Docket 92-105, *In the Matter of the Use of N11 Codes and Other Abbreviated Dialing Arrangements*. State commissions, in turn, are delegated the responsibility of implementing the assigned dialing codes. Nebraska has assigned the use of "211", "511", "711 and "811"." By tradition 911 has been reserved for access to emergency services, typically through a Public Service Answering Point (PSAP). For each code, carriers seeking cost recovery are required to make an application to the Commission for reimbursement. To date, no carriers have applied for cost recovery.

Specific information on the N11 dialing codes implemented in Nebraska is provided in the following sections.

211 Dialing Code

The Commission assigned “211” to United Way of the Midlands for access to “First Call for Help.” First Call for Help connects people in need of health and human services assistance with the appropriate providers of such services. Dialing “211” does not result in any additional telephone charges for the consumer.

Current Status

United Way continues to expand the availability of First Call For Help to the citizens of Nebraska through 211. The current status of 211 Access is shown on the following page:

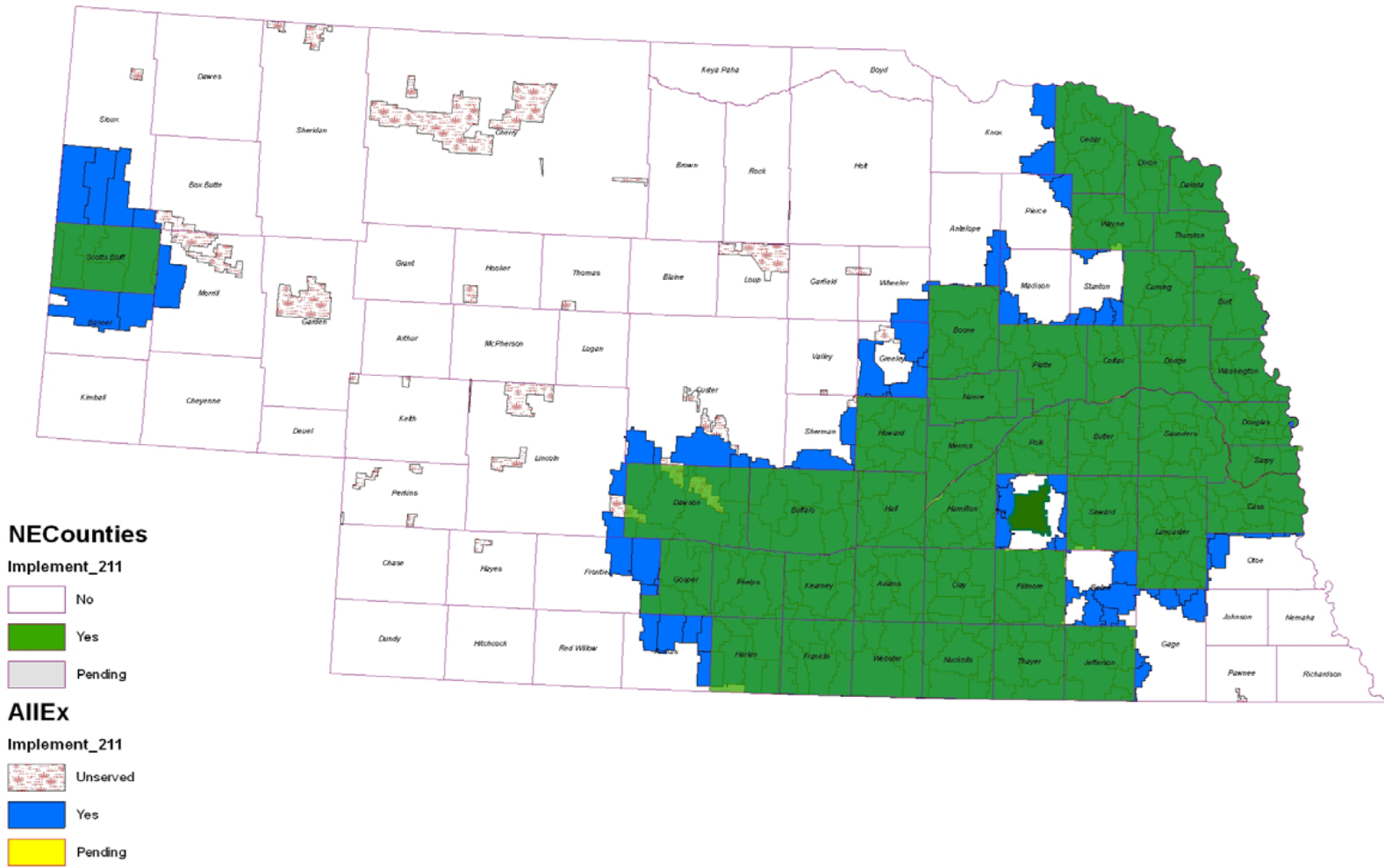
Order Number	Counties/Areas	Implementation Date
C-2621	Douglas & Sarpy	02/20/02
C-2732	Dodge & Cass	10/01/02
C-3061	Hall, Hamilton, Howard, Merrick	07/01/04
C-3066	Saunders & Washington	07/01/04
C-3099	City of Lincoln, Lancaster	07/01/04
C-3221	Dawson, Phelps, Kearney, Harlan, Franklin, Buffalo, Gosper	09/02/04
C-3256	Scotts Bluff	11/03/04
C-3277	Dakota County	05/01/05
C-3327	Adams, Clay, Nuckolls, Webster Counties	06/22/05
C-3344	Boone, Nance, Platte, Colfax Counties	06/29/05
C-3403	Polk, Butler	08/15/05
C-3446	Dixon & Wayne	12/02/05
C-3454	Cuming, Burt, Thurston	12/23/05
C-3464	Thayer County	12/23/05
C-3489	Cedar County	02/08/06
C-3505	Jefferson County	04/11/06
C-3869	Fillmore County	03/11/08
C-3870	Seward County	03/11/08
C-3903	City of York, York County	06/18/08

Currently 40 Nebraska counties have entered into an agreement with United Way of the Midlands to provide service through 211. Based on the 2007 Census figures, 82.3% of Nebraska residents can reach United Way of the Midlands by dialing 211.

A. Nebraska 211 Coverage

The map on the next page shows the current status of 211 in Nebraska.

Nebraska 211 Coverage - August 2008



311 Dialing Code

311 is the nationally assigned access code for non-emergency police and government services and have not been implemented in Nebraska at this time.

411 Dialing Code

411 is the nationally assigned access code to local directory services. When a consumer dials 411 they will be connected with the directory assistance service provided by carrier (local exchange carrier, wireless carrier, or if a 1+ is dialed first their long distance carrier). Charges may be incurred for use of is service which are contained in tariffs on file with the Commission for certified local and long distance carriers.

511 Dialing Code

Weather reports and route specific road conditions can be obtained 24 hours a day for interstate and state highways throughout Nebraska by dialing 511 from any telephone in Nebraska. There is no charge to callers. The Nebraska State Patrol and Department of Roads manage this program.

611 Dialing Code

611 is assigned nationally as the access code to a carrier's repair service organization.

711 Dialing Code

In CC Docket 92-105, *In the Matter of the Use of N11 Codes and Other Abbreviated Dialing Arrangements* the FCC designated 711 as the national dialing code designated for access to all telecommunication relay services (TRS). The Nebraska Public Service Commission opened Application No. C-2417 to examine issues related to the implementation of three-digit, 711, for access to all telecommunication relay services (TRS) in Nebraska. The FCC order further established an October 1, 2001, deadline for all telecommunications carriers, including wireline, wireless, PBX and payphone providers. On January 9, 2001, the Commission approved C-2417 and established June 29, 2001, as the implementation deadline for 711 in Nebraska three months ahead on the federal mandate.

The Nebraska Relay Service is designed to enable persons who are Deaf, Hard of Hearing, or Speech Disabled to communicate on the telephone with the general public.

The current status of the Nebraska Relay Service can be found in Part III, Section 4 of this report.

811 Dialing Code

Nebraska statute (76-2301 – 76-2330) established the One-Call Notification System Act for the purpose of preventing injury to persons, damage to property and the interruption of utility services resulting from accidents caused by damage to underground

facilities. Since 1995, Diggers Hotline has been the link between people who want to excavate and the underground facility owner/operators. Access to the Diggers Hotline center, located in Omaha, has been through either the local number (402) 344-3565 or the toll free number (800) 331-5666. The State Fire Marshal's Office is the oversight organization for the One-Call Notification System.

On March 14, 2005, under the Sixth Report and Order in CC Docket 92-105, *In the Matter of the Use of N11 Codes and Other Abbreviated Dialing Arrangements*, the FCC designated 811 as the national abbreviated code to be used by states and delegated the authority to states to address the technical and operation issues associated with the implementation of the 811 code. This national abbreviated code does not change the numbers currently used to access the One-Call Notification System – it will simply provide an easily recognized N11 code to establish the connection to the One-Call Notification System. Per the FCC order April 13, 2007, was set as the implementation date for 811.

An 811 Task Force was established by the Nebraska Public Service Commission and consisted of the Chairman of the Commission, Director of Diggers Hotline and representatives of both the wireline and wireless carriers in Nebraska. Because the implementation of 811 would be accomplished in the same manner as previous N11 dialing codes, it was determined that there were no technical implementation issues.

One operational concern was how to handle a misdialed 911 call. It was recommended by Diggers Hotline, and approved by the Task Force, that when a person dials 811 a simple message would be given stating if they were trying to reach 911 for an emergency they should hang up and redial.

On December 19, 2006, the Nebraska Public Service Commission issued C-3479/PI-107 setting April 13, 2007, as the deadline for all carriers to implement the routing of 811 to the toll free number provided by Diggers Hotline (888-827-9309) and all carriers were to include 811 information in all directories published after April 1, 2007.

811 has been implemented in all Nebraska telephone exchanges.

911 Dialing Code

911 is the nationally designated access code to Emergency Services. Detailed information on the state of 911 in Nebraska is found in Part VIII, Section A of this report.

8. Nebraska Internet Enhancement Fund

The Nebraska Internet Enhancement Fund (NIEF) was established to provide financial assistance to install and deliver broadband or other advanced telecommunications infrastructure and service throughout the state. The first round of grants was successfully completed in the spring of 2006. The Commission staff, with the assistance of the NIEF Advisory Board, evaluated the initial grant awards and projects and solicited feedback and comment for grant recipients in preparation for a second round of grants.

The round two Pre-Application period opened on June 1, 2006. Five pre-applications were submitted by the September 15, 2006, deadline. Three pre-applicants were invited to submit full applications for funding by November 15, 2006. On January 30, 2007, the Commission awarded grants to The Village of Broadwater in the amount of \$75,000; The Village of Dix in the amount of \$50,000; and The Furnas and Harlan County Partnership in the amount of \$112,316. Each project is expected to be completed within one year from the date the grant is awarded.

9. The Nebraska Competitive Telephone Marketplace Fund

The Competitive Marketplace Fund consists of voluntary payments made by Qwest for failure to comply with the requirements of a Quality Performance Assurance Plan (“QPAP”). The QPAP became effective once Qwest was approved by the Federal Communications Commission (“FCC”) to provide long distance service in Nebraska. For fiscal year 2007-08, voluntary payments deposited to the fund totaled \$12,426.00 as compared to \$37,200 for the fiscal year 2006-07. Voluntary payments consist both of Tier 1 and Tier 2 payments with Tier 1 being remitted directly to Competitive Local Exchange Carriers (CLECs) and Tier 2 remitted to the Public Service Commission (“Commission”).

The QPAP provides that periodic audits of Qwest’s performance be analyzed by an independent firm. For the test year 2004 and 2005, Liberty Consulting was chosen by a collaborative consisting of 13 states in Qwest’s service area to conduct the audit. Liberty released the “*Final Report on the Audit of Qwest’s Performance Assurance Plan*” (“2005 Audit Report”) on November 30, 2007. Liberty Consulting was directed to verify the accuracy of the 2005 Qwest Performance Assurance Plan payments to competitive local exchange carriers and the states participating in the audit as well as audit regional performance results for selected measures.

Costs charged to the program for fiscal year 2007-08 were \$10,033 of which \$7,813 consisted of accounting and auditing services for monitoring the Qwest Performance Assurance Plan.

In 2008, the Legislature passed LB 755 which lowered the maximum balance in the fund from \$100,000 to \$30,000. See Neb. Rev. Stat. 86-127 (LB 755, 2008). If the fund balance exceeds \$30,000 dollars the Commission is responsible for remitting such excess to the Nebraska Internet Enhancement Fund. Pursuant to that directive, \$70,162 was initially transferred to the Nebraska Internet Enhancement Fund.

PART IV

Review of the Level of Rates of Local Exchange And Interexchange Companies

This section of the report provides current local rates and historical information on local rate changes of carriers, in addition to discussing some changes that are taking place in the long distance market. Due to the introduction of competition in some local exchanges, financial information – specifically the financial status of local exchange companies, has been omitted from the report.

1. Local Exchange Rates

Local exchange rates for Nebraska incumbent local exchange companies (ILECs), and competitive local exchange carriers (CLECs) are listed in table B following. The rates listed provide basic dial tone service and exclude subscriber line charges, custom calling features, and extended area service charges. Table A following shows the changes to basic local rates which have taken place over the past 10 years. Currently, two companies have pending proposed basic local rate increases to their customers.

Windstream Communications sent notice in April that they were proposing a rate increase to their business customers effective in the August billings. Their proposal is to increase the rate for Business, Coin and Key Line customers from \$27.50 to \$29.99 monthly. For customers subscribing to an Incoming Only Line, the current rate of \$26.75 will increase to \$28.99 monthly. Statutory provisions provide that at least 3% of Windstream's affected customers must present complaints with the Commission in order to have the Commission review this proposal. Since there are 14,748 customers affected, complaints of at least 443 customers must be filed with the Commission to trigger the review. Customers will have until August 26, 2008, to file their complaints with the Commission.

Great Plains Communications has also proposed a rate increase which affects both its residential and business customers. In July, their customers were notified of the proposal which would increase the residential rate from \$17.50 to \$19.20 monthly. The rate change proposal would increase current Business, Coin, and Key Line rates of \$27.50 to \$29.95 monthly. Under the statutory provisions, 5% of the affected customers need to file complaints with the Commission for review of the rate increase. Since 25,934 customers are affected, 1,297 will need to file complaints by October 20, 2008, for the Commission to review the proposal. In each of these cases, if customers do not meet the complaint requirements the Commission will notify the company and the rate increases will go into effect as proposed.

The Telecommunications Act of 1996 provided that other competitive carriers could enter the telecommunications market and compete with the incumbent carriers through the use of their own facilities or unbundled facilities provided by the incumbents.

As of this report, 96 certified competitive carriers have been authorized by the Commission to compete in the local service areas of 4 of the 46 incumbent carriers in the State. Of those 96 carriers, 34 report that they are serving end-user customers as of December 31, 2007. This represents 33 percent of the total access lines in the State. No competitive carriers have been authorized to compete in areas served by the other 42 incumbent local carriers in Nebraska.

2. Financial Statistics

The financial information related to local exchange company earnings is not being reported for 2007. Competition is being introduced into this market and company-specific data may reveal competitively sensitive information. Thus, the annual reports filed by the local exchange companies remain available at the Commission for use by Commissioners and Commission staff. Portions of the reports that are not proprietary are available for public inspection.

3. Long Distance Telephone Rates/Access Charges

Long distance rates have been competitive in Nebraska for a number of years. Customers have many choices for providers and those providers offer a wide range of long distance plans tailored to various consumer calling habits. Approximately 230 interexchange carriers are certified to compete in the long distance market in Nebraska.

The cost to long distance carriers for originating and terminating these calls is paid through the access charge regime. Access charges represent the per minute rate a long distance carrier must pay an ILEC to originate or terminate a call on the ILEC's network. Long distance companies for a number of years have wanted reform of the complicated access charge system, and industry groups and the National Association of Regulatory Utility Commissions (NARUC) have attempted to get consensus on a mechanism to replace access charges. One of the recent proposals filed with the Federal Communications Commission (FCC) was called the "Missoula Plan". It attempts to simplify the intercarrier compensation plans, deal with the issues brought about by newer technologies, and accommodate other changes that have taken place in the industry. The plan is still pending before the FCC.

Recently, in Nebraska, Qwest filed an application to increase its intrastate access rates. Their filing indicates that their weighted average access rate is now approximately \$.021 per minute of use. This proposed rate increase if approved would increase Qwest's average intrastate access rate to approximately \$.048 per minute of use and generate an additional \$7 million annually in access revenue. The affected long distance companies have been notified of the proposal which is now pending before the Commission with a hearing scheduled in October.

4. Explanation of Telephone Bill Charges

Customers continue to complain to the Commission that a high percentage of their bill is attributable to “taxes and surcharges”. In some cases, the tax and surcharge portion represents nearly 20% of the total bill. On page 42, we have listed a number of the surcharges and/or taxes which may appear on a telephone bill, and have attempted to explain the nature and the jurisdiction for the charge. A couple of recent changes which took place since our last report are changes to the Federal Excise Tax and the expansion of the In-State Connection Fee.

In May of 2006, the Treasury Department announced that the 3% excise tax on long distance telephone service would be terminated. The legality of this tax on long distance service was overturned by five different federal appeals courts, and the Internal Revenue Service was faced with refunding the tax. This became the basis for consumers to apply for excise tax refunds on their 2006 Federal Income Tax returns. Although consumers and carriers have urged Congress to repeal the excise tax on local telephone service, to date that has not happened and the excise tax remains on the bill. However, the remaining excise tax will only be applied to the local portion of the telephone bill.

AT&T announced in April of 2007 that they were implementing an In-State Connection Fee on all their Nebraska business customers. The reason for the \$2.99 monthly charge was due to the local companies in Nebraska charging AT&T to carry their in-state long distance and local toll calls. The fee is waived for customers who subscribe to AT&T local service and customers making no in-state long distance calls during the month. Although this change relates to Business customers only, a similar fee which applies to residential AT&T customers was introduced in October of 2003. This fee was increased from \$1.13 to \$1.63 per month in February of 2005.

A. Basic Local Rate Changes										
Local Exchange Companies										
	2008	2007	2006	2005	2004	2003	2002	2001	2000	1999
Alltel	2						X	1	1	X
Arapahoe							X	X	X	X
Arlington									X	X
Benkelman								X	X	X
Blair									X	X
Cambridge								X	X	X
Citizens									X	X
Clarks									X	X
Consolidated							X	X	X	X
Consolidated Telco								X	X	X
Cozad							X	X	X	X
Curtis									X	X
Dalton							X	X	X	X
Diller							X	X	X	X
Eastern									X	X
Elsie							X	X	X	X
Eustis							X	X	X	X
Glenwood							X	X	X	X
Great Plains	3						X	X	X	X
Hamilton										
Hartington									X	X
Hartman							X	X	X	X
Hemingford								X	X	X
Henderson								X	X	X
Hershey								X	X	X
Home							X	X	X	X
Hooper							X	X	X	X
K & M									X	X
Keystone-Arthur							X	X	X	X
NEBCOM									X	
Nebraska Central								X	X	X
Northeast							X	X	X	
Pierce									X	X
Plainview									X	X
Qwest								1		X
Rock County									X	X
Sodtown						X		X		X
Southeast NE									X	X
Stanton									X	X
Three River								X	X	X
United (Embarq)										X
Wauneta								X	X	X

(1) Business line rate reduction only. (X) Indicates a rate change

(2) Proposed local increase affecting business customers.

(3) Proposed local increase affecting residential and business customers.

**B. Nebraska Local Exchange Carriers
Basic Local Exchange Rates
Effective September 1, 2008**

Company	Exchange	Business	Residential
1-800 Reconex dba USTel		\$27.50	\$17.50
ACN Communication Services, Inc.		N/A	\$18.99
AT&T Comm. of the Midwest, Inc.		\$27.50	N/A
Aero Communications, LLC		\$30.00	\$30.00
Airespring, Inc.		\$27.55	\$18.15
Allo Communications		\$31.00	\$31.00
Applied Comm. Technology, Inc.		\$44.80	\$21.40
Arapahoe Telephone Company	Group 1: Arapahoe, Hendley, Holbrook	\$27.50	\$17.50
	Group 2: Brule, Farnam, Loomis, Overton	\$37.55	\$17.50
Arlington Telephone Company		\$27.50	\$17.50
Aventure Comm. Technology, LLC		\$60.00	\$40.00
Benkelman Telephone Company		\$27.50	\$17.50
Blair Telephone Company		\$27.50	\$17.50
Bullseye Telcom, Inc.		\$30.50	\$30.50
Cambridge Telephone Company		\$27.50	\$17.50
Citizens Telecomm. Co. of Nebraska		\$27.50	\$17.50
Charter Fiberlink-Nebraska LLC		\$21.99	\$24.99
Clarks Telephone Co.		\$27.50	\$17.50
Comtel Telecom Assets LP d/b/a VarTec Telecom, d/b/a Excel Tele		N/A	\$19.95
Consolidated Telco, Inc.		\$27.50	\$17.50
Consolidated Telephone Co.	Anselmo	\$27.50	\$17.50
	Arthur	\$27.50	\$17.50
	Ashby	\$27.50	\$19.25
	Bingham	\$27.50	\$19.25
	Brewster	\$27.50	\$17.50
	Brownlee	\$27.50	\$19.25
	Dunning	\$27.50	\$17.50
	Halsey	\$27.50	\$17.50
	Hyannis	\$27.50	\$17.50
	Merna	\$27.50	\$17.50
	Mullen	\$27.50	\$17.50
	Purdum	\$27.50	\$17.50
	Seneca	\$27.50	\$17.50
	Theford	\$27.50	\$17.50
	Whitman	\$27.50	\$19.25

B. Nebraska Local Exchange Carriers
Basic Local Exchange Rates
Effective September 1, 2008

Company	Exchange	Business	Residential
Cox Nebraska Telcom (A) Flat Rate		\$26.89	\$17.65
Add'l. Line		\$26.89	\$16.35
(B) Comb. Ser.		\$26.89	\$15.89
Second Line		\$26.89	\$7.89
Add'l. Line		\$26.89	\$15.89
Cozad Telephone Company		\$27.50	\$17.50
Curtis Telephone Company		\$27.50	\$17.50
Dalton Telephone Company		\$27.50	\$17.50
Digital ISP Group, Inc.	Group 2	\$28.66	\$17.81
	Group 5	\$35.21	\$21.42
	Group 7	\$40.44	\$24.29
	Group 12	\$50.89	\$29.04
Diode Telecom, Inc.		\$27.50	\$17.50
Diller Telephone Co.mpany		\$27.50	\$17.50
Elsie Telecom, Inc.		\$27.50	\$17.50
Eastern Nebraska Telephone Company		\$27.50	\$17.50
Ernest Communications, Inc.		\$28.95	N/A
FiberComm, Inc.		\$21.25	\$19.00
France Telecom Corp. Solutions Inc.		\$66.00	N/A
Glenwood Telephone Membership Corp.		\$27.50	\$17.50
Global Capacity Group, Inc.		\$27.55	\$18.15
Global Connection Inc. of America		N/A	\$49.95
Granite Telecommunications, LLC		\$27.55	\$18.15
Great Plains Communications		\$27.50	\$17.50
HCI Investment Company		\$25.00	\$15.00
Hamilton Telephone Company		\$13.75	\$13.75
Hartington Telecommunications Co.		\$27.50	\$17.50
Hartman Telephone Exchange		\$27.50	\$17.50
Hemingford Cooperative Tele. Co.		\$27.50	\$17.50
Hershey Cooperative Telephone		\$27.50	\$17.50
Hooper Telephone d/b/a Westel		\$27.50	\$17.50
Houlton Enterprises, Inc.		\$69.95	\$49.95
Huntel Cablevision, Inc.		\$27.50	\$17.50
Ionex Communications North, Inc.	Qwest	\$37.55	\$20.00
K&M Telephone Company		\$17.50	\$17.50
Keystone-Arthur Telephone Company		\$27.50	\$17.50
Lightyear Network Solutions		\$29.00	\$32.99
Add'l. Line			\$27.99
Long Lines Siouxland, LLC		\$25.00	\$10.00

B. Nebraska Local Exchange Carriers
Basic Local Exchange Rates
Effective September 1, 2008

Company	Exchange	Business	Residential
MCImetro Access Transmission Srvc.		\$26.99	\$20.99
Mainstay Technologies, LLC		\$27.50	\$17.50
Matrix Telecom, Inc.		\$34.99	\$29.99
Metropolitan Telecomm. of Nebr. Inc.		\$27.55	\$18.55
Mobius Communications Company		\$27.50	\$17.50
Nebraska Technology & Telecommunications, Inc. (NT&T)	Group 1	\$27.55	\$18.15
	Group 2	\$27.50	\$17.50
	Group 3	\$30.10	\$17.50
	Group 4	\$30.10	\$17.50
	Group 5	\$30.10	\$17.50
	Group 6	\$30.10	\$17.50
Nebraska Central Telephone Company		\$27.50	\$17.50
Northeast Neb. Telephone Company		\$27.50	\$17.50
Northstar Telecom, Inc.		\$27.49	\$19.99
NOS Communications, Inc.		\$32.84	\$18.15
Orbitcom, Inc.		\$27.00	\$27.00
Pierce Telephone Company, Inc.		\$20.45	\$17.50
Pinpoint Communications, Inc.		\$27.95	\$17.50
Plainview Telephone Company		\$27.50	\$17.50
Quantumshift Communications, Inc.		\$32.84	N/A
Qwest	First Line	\$27.55	\$18.15
	Each Add'l Line	\$27.55	\$16.35
Rock County Telephone Company		\$27.50	\$17.50
Sage Telecom, Inc.		\$55.99	\$49.99
Sodtown Telephone Company		\$17.50	\$17.50
Southeast Nebraska Telephone Company		\$27.50	\$17.50
Sprint Communications Company LP		\$40.00	N/A
Stanton Telecom, Inc.		\$27.50	\$17.50
TCG Omaha		\$36.40	N/A
Telcentrex, LLC		N/A	\$49.95
Three River Communications, LLC		\$24.80	\$16.34
Three River Telco		\$27.50	\$17.50
Time Warner Cable Information Services		N/A	\$49.95
Trans National Comm. International, Inc.		\$33.00	N/A
United Tele. Co. of the West dba Embarq		\$27.50	\$17.50
VCI Co. dba Vilaire Comm., Inc.		\$25.00	N/A
Wauneta Telephone Company		\$27.50	\$17.50
Windstream Comm. of the Midwest, Inc.		\$27.50	\$17.50
XO Communications Services, Inc.		\$29.35	N/A

C. Explanation of Charges Which May Appear on Your Telephone Bill

Basic Residential Service - The monthly rate charged by companies to provide telecommunications service to a residence (home or apartment) within their local calling area.

Extended Area Service - A monthly flat fee charged by telecommunications companies that allows users to place an unlimited number of calls to or receive calls from nearby communities with no additional charges.

Number Portability Charge - A charge set by the Federal Communications Commission (FCC) to recover costs associated with allowing customers to retain their telephone number when changing from one local company to another.

Federal Subscriber Line Charge - A charge set by the FCC that customers pay to their local phone company to cover part of the cost of connecting customers to the telephone network. It is currently capped at \$6.50 per month for the first residential line and single business lines. The monthly charge can vary by company.

Telecommunications Relay Service Surcharge - A surcharge set by the Nebraska Public Service Commission (NPSC) to operate the statewide telecommunications system for the hearing and speech impaired. The program also provides financial aide to eligible Nebraskan's for the purchase of specialized telephone equipment necessary to use relay services. Equipment program beneficiaries may apply for equipment vouchers no more than once every five years. The charge is reviewed annually by the NPSC and is currently \$.04 per/month per telephone number in service.

911 Service Surcharge - A charge assessed by and remitted to the city or county to provide funding to operate emergency service centers. Typically this charge ranges from \$.50 to \$1.00 per month per telephone number.

Wireless E911 Surcharge - A charge assessed by the state and remitted to the NPSC to fund the implementation of the Wireless E911 program which allows emergency responders to accurately locate wireless devices that have placed 911 calls. Currently the charge is \$.50 per month on each telephone number in service.

Nebraska Universal Service Surcharge - A surcharge set by the NPSC on in-state telecommunications charges. It is disbursed to local phone companies, wireless companies, and Nebraska hospitals to defray a portion of the cost of providing services in high-cost areas, to low-income customers, and to critical access hospitals which provide medical services over the statewide Nebraska Tele-Health Network. The charge has not exceeded the current level (6.95%) since it was established in 1999.

Federal Tax (Excise Tax) - A 3% tax which funds general federal government operations.

State Sales Tax - Tax assessed by and remitted to the state (currently 5.5%) on local and

in-state long distance telecommunications charges. It funds general state government obligations.

City Sales Tax (if applicable) - Tax assessed by and remitted to city to fund general municipal obligations. City sales taxes, if they exist, vary by city.

City Occupation or Franchise Tax (if applicable) - Tax assessed to telephone companies (passed on to customers) by the city for the right to do business in the community. Occupation or Franchise taxes, if they exist, vary by city.

Federal Universal Service - All telecommunications service providers must contribute to the Federal Universal Service Fund based on a percentage of their interstate end-user revenues. The fund supports the following four programs: Lifeline/Linkup, High-cost, Schools and Libraries and Rural Health Care. The rate is recalculated by the FCC quarterly, is usually passed on to consumers and varies by company.

PART V

Recommendations for the 2009 Legislative Session

The Commission, as of the date of this Annual Report, recommends the Legislature consider the following legislation relating to telecommunications for the 2009 Session:

- §86-141 to clarify the language on basic local rate increases and correct cross references.

The Commission and its staff are available to review this proposed telecommunications legislation for the benefit of the Legislature and its Committees. Senators and legislative staff are invited to contact Angela Melton, Commission Legal Counsel, at 471-0274 with any questions concerning telecommunications or its oversight.

PART VI

The Changing Face of Communications

The three new issues identified in the last Annual Report continue to evolve and provide new opportunities for customers and new challenges for the Commission.

1. Broadband

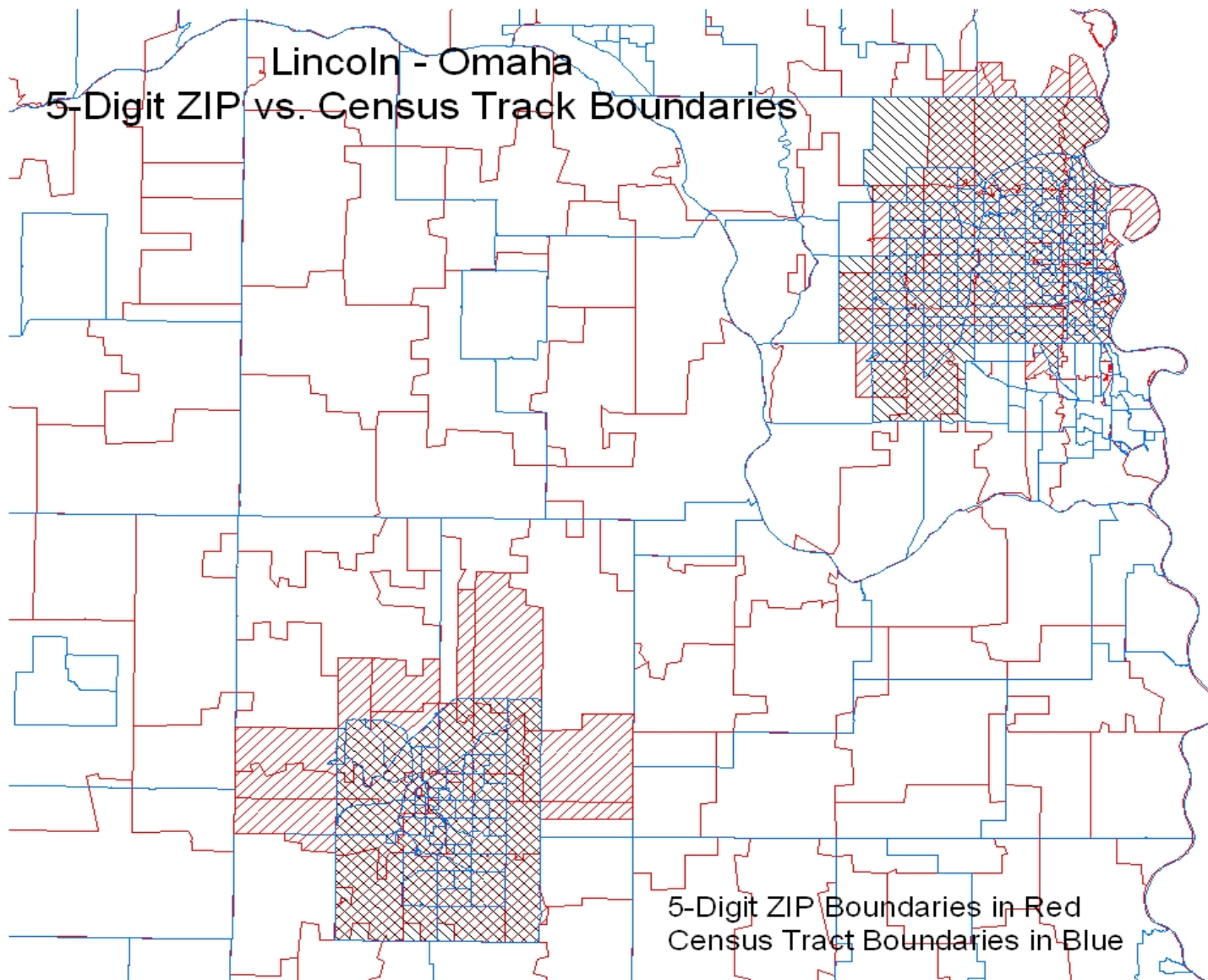
Broadband is a generic term commonly used to refer to Internet access through some means other than dial-up. For years, "broadband" has referred to a high-speed connection, but the actual speed threshold has varied. On June 12, 2008 the FCC released a Report and Order and Further Notice of Proposed Rulemaking (FCC 08-89) which established new broadband connection speed categories and changed the geographic reporting level

In addition to establishing new broadband connection speed categories, the FCC will now require service providers to report both the upload and the download speed using the new speed categories for each type of technology they offer in each individual geographic reporting area. The new broadband connection speed categories are:

- (1) First Generation Data – greater than 200 kbps but less than 768 kbps;
- (2) Basic Broadband Tier 1 – equal to or greater than 768 kbps but less than 1.5 mbps;
- (3) Broadband Tier 2 – equal to or greater than 1.5 mbps but less than 3.0 mbps;
- (4) Broadband Tier 3 – equal to or greater than 3.0 mbps but less than 6.0 mbps;
- (5) Broadband Tier 4 – equal to or greater than 6.0 mbps but less than 10.0 mbps;
- (6) Broadband Tier 5 – equal to or greater than 10.0 mbps but less than 25.0 mbps;
- (7) Broadband Tier 6 – equal to or greater than 25.0 mbps but less than 100.0 mbps; and
- (8) Broadband Tier 7 – equal to or greater than 100 mbps

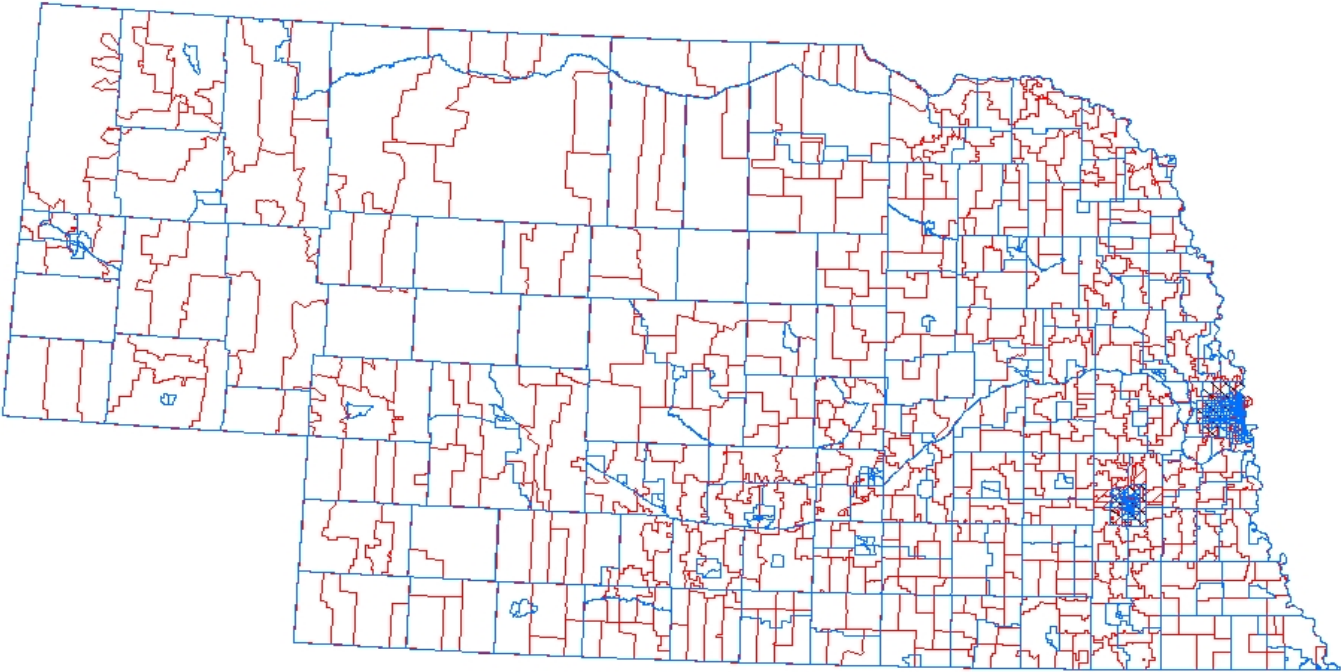
The Report and Order will requires service providers to report their future broadband capabilities and the number of service connections based upon Census Tract geography rather than the current 5-digit ZIP code geography. The FCC contends that this method will increase the accuracy and granularity of the data being reported. While this assertion may be valid in metropolitan areas, in states with a more rural population, such as Nebraska, we believe it will have the opposite effect. In Nebraska there are 565 5-digit zip codes while there are only 503 census tracts. An examination of the differences between the two major metropolitan areas in Nebraska and the remainder of the state demonstrates this granularity problem.

As shown in the following map there are 57 ZIP codes associated with the Post Office names Lincoln and Omaha. These 57 ZIP codes have a population base of 763,307 and cover an area of 503 square miles. In comparison there are 198 Census Tracts for Omaha and Lincoln with a population base of 757,798 covering an area of 383 square miles. Thus in a metropolitan environment such as Lincoln and Omaha Census Tracts do provide a higher level of granularity as shown in the following map.



However, when the remainder of the state is examined there is a marked difference. When the Lincoln and Omaha metropolitan area are removed from the State totals there are 508 ZIP codes with a population of 1,044,239 covering an area of 76,785 square miles. There are 305 Census Tracts for the same corresponding area containing a population of 1,049,771 and covering an area of 76,969 square miles; a marked difference in granularity as shown in following map.

5-Digit ZIP vs. Census Tract Boundaries



5-Digit ZIP Boundaries in Red
Census Tract Boundaries in Blue

The typical forms of technology used as transport for broadband are DSL, cable-modem, wireless, optical fiber, and satellite technologies.

DSL broadband service generally uses the existing installed telephone wiring, and is typically provided over the incumbent local exchange carriers' facilities, and is limited to a distance of about three to five miles from the central office depending upon the equipment installed. Cable modem is typically provided by the local cable company and requires a connection to the cable provider. Depending upon the data transmission speed desired, DSL and cable modem service are usually similar in cost and effectiveness.

Wireless and satellite technologies continue to gain broadband market shares due in part to their ability to provide coverage to areas that are beyond the maximum distance for DSL or where video cable service is not available. While wireless and satellite service is typically more costly than DSL or cable modem, competition and equipment technology improvements are bringing the price points closer together.

Because broadband is traditionally used to access the Internet, and Internet-related services, broadband service has been defined by the Federal Communications Commission as "information services" and therefore is not under the regulatory authority of states. As more and more of the Internet-related services offered to the citizens of Nebraska require broadband connectivity, broadband availability will become a larger issue. The NPSC has undertaken a survey to document the availability of broadband to the citizens of Nebraska. The report is available at the PCS's website: www.psc.state.ne.us.

2. Broadband over Power Line

Broadband over Power Line (BPL) is a technology used to deliver high-speed data to end-users over existing electric power networks and lines.

BPL, also known as power-line communication, utilizes portions of the electric power distribution network for the high-speed transmission of data by transmitting high-frequency data signals through the same wires used for carrying electric power to households. In a common form of BPL, the broadband connection is provided over the electrical wires that enter a house; a customer can obtain Internet access by plugging a BPL modem into any residential electric outlet served by the BPL system. In another form of BPL, Internet access is provided using a wireless device (such as a WiFi access point) connected to a BPL distribution system outside of the home that communicates with the customer's computer or other equipment inside the home. It is important to note that BPL technology, in its current form, is not suitable for carrying broadband signals over long distances. A typical BPL signal will only propagate along a power line for 1,000 to 3,000 feet before it becomes too weak or distorted to be useful.

While innovation and technology continue to expand the capability of BPL, in its current form it does not appear to be a cost effective method of providing ubiquitous broadband in Nebraska.

3. Voice over Internet Protocol

Voice over Internet Protocol (VoIP) is a technology that provides a voice communication service by transmitting the conversation between two parties as discrete digital packets of information over a dedicated network instead of the traditional public switched telephone network (PSTN).

In just a few short years VoIP has moved from a novelty used by hobbyists to a mainstream commercial product. The major differences between a traditional telephone call and a VoIP call is the conversion of the customer's analog voice signal into a digital signal and the way in which that digital information is then transmitted to the called party. Equipment at the consumer's location is used to convert the analog voice signal to a stream of digital information. The digital information is divided into a series of individual "packets" that are sent over a dedicated transmission facility to the termination point. The transmission protocol used is called "internet protocol" giving rise to the name of the service; Voice Over Internet Protocol. At the receiving end the packets of digital information are converted back into an analog signal which can be understood on the called party's telephone.

Another way of visualizing this process is to consider that the conversation is occurring as a written exchange between two people through a series of individual letters, each letter having just a few words of the conversation. Depending upon which digital data packets are missing, out of order, or corrupted, the voice conversation may either have gaps or be hard to understand. Due to Quality of Service (QoS) issues most commercial VoIP services do not use the traditional Internet to transmit the voice packets; instead dedicated networks are used to ensure the desired transmission quality.

Typically a voice conversation between two VoIP customers from the same service provider will occur over the providers dedicated network and it never reaches the PSTN much like a call between two telephones in an office that is served by a Private Branch Exchange (PBX). A voice conversation between a VoIP customer and a customer of a traditional telephone service provider is different from the respect that the call must travel on the PSTN at some point. In the traditional telephone service environment when telephone calls are passed from the customers of one company to the customers of another company, there are charges associated with the communication called "access" and "transmission". Because of the network design employed by VoIP providers they are able to minimize the amount of "transmission" charges and when the call is between two of their customers, even if the parties are located in different cities, typically "access" charges do not apply.

With the passage of LB 661 during the 2007 Legislative session, certain requirements were imposed on non-certificated Communications Providers (CPs) and Information Service Providers (ISPs), including VoIP providers. Under the provisions of LB 661, both CPs and ISPs are required to register with the Commission and provide contact information for their Nebraska operations. Further, VoIP providers are now required to remit to the Nebraska Universal Service Fund, the E911 Fund, and the Telecommunications Relay Service for the deaf and hard of hearing. The Commission is currently in the process of implementing the provisions of LB 661.

PART VII

Applications and Tariffs

The Commission received a total of 110 applications during the period of *July 1, 2007, to June 30, 2008*. Much of the activity involved competition in local markets where additional carriers applied for local authority and sought approval of necessary interconnection agreements. Following is a summary of the applications received during this period:

Type of Application	Number of Applications Filed
Local Certification	9
Reseller Certification	9
Amend Certification	22
Boundary/Customer	2
Depreciation	0
Loan	1
Commission-Initiated	3
Interconnection	23
211	3
ETC	0
Withdrawal	17
Transfer of Control	14
Name Change	3
Trade Name	3
Other	6

There were (304) tariff changes filed with the Commission during this period. Individual applications and tariff filings can be obtained upon request.

PART VIII

Nebraska Telecommunication Infrastructure & Public Safety Department

1. Nebraska Universal Service Fund

Purpose

To ensure that all Nebraskans have access to quality telecommunications and information services at affordable and comparable rates. To accomplish this goal, the Commission has created three programs within the Nebraska Universal Service Fund.

1. High Cost Program, which seeks to make telecommunications and information service rates generally affordable and comparable across Nebraska.
2. Nebraska Telephone Assistance Program (NTAP), which was formerly known as the Lifeline/Link-Up Program. This program provides discounted rates to qualifying low-income Nebraskans.
3. Rural Tele-Health Program, which supports the provision of telecommunications services to a statewide Tele-Health network.

Legislative History

In 1997, the Legislature passed LB 686, authorizing the Commission to create the Nebraska Universal Service Fund (NUSF). The goal of the NUSF is, in conjunction with federal universal service funds, to ensure that all Nebraskans have comparable access to telecommunications services at affordable prices. In 1999, the Legislature passed LB 514, exempting persons receiving support from the Lifeline/Link-Up program from any NUSF surcharge. In 2001 and 2002, the Legislature passed LB 389 and LB 1211, respectively, clarifying the Commission's NUSF authority regarding wireless companies. Also, in 2002, the Legislature passed LB 1105, which re-codified the applicable NUSF statutes from §§ 86-1401 to 86-1411 to §§ 86-316 to 86-329. LB 37, passed in 2002, during the special session, allows the State to borrow monies from the Universal Service Fund with the following caveats: a 60-day reserve must be maintained in the Fund, and interest of five percent must be paid on any monies borrowed for more than 30 days. The borrowing provisions sunset on June 30, 2007. In 2004, LB 1004 changed the name of the Lifeline/Link-Up Program to the Nebraska Telephone Assistance Program.

In 2007, LB 661 provided that consistent with the federal Telecommunications Act of 1996 (1996 Act) all providers of telecommunications may be assessed the NUSF surcharge which is currently applicable to a percentage of intrastate telecommunications. The Federal Communications Commission (FCC) had found that there is a distinction between providers of telecommunications and those who offer telecommunications services. Accordingly, the

Nebraska Telecommunications Universal Service Fund Act was modified to clarify the intent that the Commission has the flexibility to assess the same providers consistent with the 1996 Act.

In addition, LB 661 extended the date by which the Commission is required to hold and complete a hearing after an access rate investigation or complaint is opened. Prior to LB 661 the Commission had sixty (60) days to complete a hearing in an access rate proceeding leaving little time for a protest period, a prehearing conference, discovery, and the filing of testimony. LB 661 changed this time period from sixty (60) to ninety (90) days.

Assessment

The Commission, by order and after public hearing, maintained the NUSF surcharge at 6.95 percent of in-state retail telecommunications revenue through June 30, 2008. Interstate and Internet services are not subject to the NUSF surcharge. The Commission determines assessable services through the use of Federal Communications Commission (FCC) federal universal service definitions in order to reduce the amount of duplicate administrative work for telecommunications providers. Specific categories of services subject to the NUSF surcharge are:

- Local service, including connection charges, enhanced services, such as Caller ID, and extended area services (EAS).
- Wireless services, including cellular, PCS, and paging.
- In-state long distance services, including prepaid calling card, operator-assisted, collect, calling card and private line.
- Fixed Interconnected Voice over the Internet Protocol (VoIP) service.

NUSF Remittances and Payments

The Commission initially projected the NUSF surcharge would generate \$60.5 million during the July 2007 through June 2008 fiscal year. However, due to the implementation of the FCC's revised safe harbor provisions, described below, the Commission revised its projection to \$53.9 million for the same fiscal year. During this period, the NUSF collected \$51.2 million, an initial variance of -15.4 percent, and a revised variance of -5.0 percent. The Commission projected during this same period the NUSF would pay out \$56.3 million. During this period, \$56.6 million was actually paid to telecommunications providers, a variance of 0.5 percent. During the 2007-2008 fiscal year, the NUSF processed 2,825 remittances and made 1,654 disbursements.

As of July 2007, the NUSF balance was \$15.4 million. As of June 30, 2008, that balance had declined to \$7.6 million. Previously, the NUSF was estimated to have a fund balance of \$12.8 million, later revised to \$7.8 million, as of June 30, 2008, compared to an actual balance of \$7.6 million.

Significant Issues

1. In October 2007, the Commission opened an investigation to review a significant reduction in NUSF remittances. The Commission found the reduction in remittances resulted from the implementation of FCC's revised safe harbor provisions by wireless carriers remitting to the NUSF. In light of the reduction of revenues into the fund, the Commission was required to make further reductions to the high cost program including decreasing the overall amount of high cost support to \$43.5 million, and implementing a 25% reduction to over-earnings redistribution (OER).
2. The Commission continues to work with the Nebraska Hospital Association to develop a statewide Tele-Health network. The Commission has reserved \$900,000 a year for this purpose. These monies will be distributed only to eligible telecommunications companies that provide the connections for this network.
3. The Commission previously reported on the significance of the deployment of Voice over the Internet Protocol ("VoIP") services in Nebraska. In 2006, the Federal Communications Commission (FCC) issued an order which required Interconnected VoIP service providers to contribute to the federal universal service fund. In April of 2007, the Commission found that consistent universal service remittance standards should be applied to all voice communications providers utilizing the public switched telephone network and entered an order requiring interconnected VoIP providers as defined by the FCC to contribute to the Nebraska universal service fund (NUSF) based upon the intrastate portion of their revenues. A number of Interconnected VoIP providers were contributing to the NUSF. However, Vonage Holdings Corp. (Vonage) was not in compliance with the Commission's order. In November of 2007, the Director of the Department filed a complaint against Vonage seeking an order compelling Vonage to remit to the NUSF. Vonage challenged the Commission's requirements in the United States District Court for the District of Nebraska by filing a request for a preliminary injunction. On March 3, 2008, the federal court enjoined the Commission from requiring Vonage to remit to the NUSF. The Commission appealed that decision to the United States Court of Appeals for the Eighth Circuit. The FCC filed an amicus brief supporting the right of states to adopt universal service regulations, so long as the regulations are consistent with FCC universal service rules. The FCC indicated that assessment of intrastate interconnected VoIP revenues is consistent with its universal service rules. A few other states with universal service programs also began imposing requirements on VoIP providers to contribute to their state universal service fund programs.
4. The Commission continues to implement its December 7, 2004, NUSF-2 order revising the NTAP eligibility standards and program requirements. This has resulted in the need to re-certify more than 20,000 individuals on a regular basis. The Commission continues to increase enrollment in the program.
5. The Commission previously determined that it should establish a dedicated wireless program to promote access to wireless service in rural areas. The Commission opened a proceeding, in docket number NUSF-69, to examine how the program should be implemented. The Commission then solicited petitions from wireless carriers for support

in unserved areas. Two petitions for support have been filed and the Commission is currently reviewing those petitions. The Commission expects that other wireless carriers may file seeking support from this program.

6. In May of this year the Commission adopted an expense cap model in Docket NUSF-64. The expense caps will apply to all Nebraska Eligible Telecommunications Carriers (NETCs) receiving high-cost program support. This mechanism is designed in part to ensure high-cost program support is being used for the maintenance, upgrading and provisioning of facilities and services. The Commission is seeking further comment on the frequency of model updates and whether the model should be adjusted for inflation. The expense cap model will commence with the 2008 earnings calculations which will be filed in 2009. The Commission recently modified its yearly certification requirements as well in Docket NUSF-25/66 to require companies receiving state and federal high-cost support to report on or before June 1 of each year detailed information on how the state and federal high-cost support was used in the previous reporting year and to project how high-cost support will be used in the following year.

Nebraska Tele-Health Program

In September of 2004, the Commission approved funding for the Nebraska Statewide Tele-Health Network. This network connects 68 rural and critical access hospitals across the state to hub hospitals in Grand Island, Kearney, Lincoln, Norfolk, North Platte, Omaha, and Scottsbluff. This network connects the rural and critical access hospitals to specialists in areas such as trauma, radiology and endocrinology, providing expanded healthcare services to rural communities. Telehealth has become a vital part of healthcare in Nebraska, saving patients in rural areas the time, cost and inconvenience of traveling long distances for their specialized healthcare needs.

From July 2007 to June 2008, the Commission provided funding of \$749,085.09 for the Tele-Health Network. Since its inception in 2004, the Commission has funded 75 hospitals and expended \$2,140,256.60 for this program.

Nebraska Telephone Assistance Program

In 2003, the Commission changed the name of the Nebraska Lifeline and Link-Up programs to the Nebraska Telephone Assistance Program or NTAP. This was done to distinguish the program from the Lifeline medical alert service. NTAP assists qualifying low-income individuals with obtaining and keeping telephone services by lowering monthly service and connection rates. The Commission has adopted a policy to maximize the amount of federal support for the NTAP. At a minimum, federal support is available to waive the federal subscriber line charge (SLC), which ranges between \$3.50 per month and \$6.50 per month, and reduce basic local exchange rates by \$1.75 per month. Additional federal matching support is available, equal to one-half of any state support, up to a maximum of \$1.75 per month. The Nebraska Universal Service Fund provides support of \$3.50 per month so that the NTAP can receive this additional \$1.75 per month in federal support. As a result, an additional \$5.25 per month in support is available to qualifying Nebraska telephone

subscribers. Customers receive a total credit of between \$10.00 and \$13.50 on their bill. To qualify for the NTAP, a consumer must participate in one of the following programs:

- 1) Medicaid;
- 2) Food Stamps;
- 3) Supplemental Security Income (SSI);
- 4) Federal Public Housing Assistance;
- 5) Low-Income Home Energy Assistance Program (LIHEAP); and
- 6) Children Health Insurance Programs (Kids Connection, SAM, MAC, E-MAC)

The NTAP also provides a credit of 50 percent, up to \$30.00, for one-time connection on a single line of service, free toll blocking, and a deferred payment schedule for charges to establish service on which the consumer does not pay interest. This is provided solely through federal support, although the NUSF does cover administrative cost; and eligibility is based on the same criteria list above. Federal support is now available to low-income consumers living on tribal lands up to an additional \$25.00 per month. This increased support cannot bring the basic local exchange rate below \$1.00 per month. Additionally, federal support of up to \$100 is available to consumers living on tribal lands to reduce the initial connections and line extension charges. Further, eligibility criteria for consumers living in tribal areas have been expanded to include the following additional federal assistance programs:

- 1) Bureau of Indian Affairs General Assistance;
- 2) Tribally-administered Temporary Assistance for Needy Families;
- 3) Head Start (only those meeting its income qualifying standard); or
- 4) National School Lunch Program's free lunch program.

Currently, approximately 31,523 Nebraskans are enrolled in the NTAP program and receive support from the NUSF. This represents an increase of 8.7% since June 2007. The Commission is currently involved in a cooperative work effort with Health and Human Services to mail pre-approved NTAP applications to persons that are currently enrolled in the Medicaid, Food Stamps and Children's Health Insurance programs, but not enrolled in the NTAP. Since September 2003, 151,855 pre-approved applications have been mailed to eligible persons. More than 25,429 of those applications have been returned and processed.

The Commission continues to work with the Nebraska Department of Health and Human Services (HHS) offices, area aging agencies, housing authorities and others across the state to provide information about the NTAP.

The Commission has also implemented a verification and re-certification process to ensure that participant information is up to date and that participants still qualify for the underlying programs. The Commission works with HHS and other sources to obtain information about whether an NTAP enrollee continues to qualify for the underlying programs. If it's determined the customer should no longer be receiving NTAP assistance, the customer is notified and given an opportunity to re-qualify or if nothing is received, the individual is removed from the Commission's database. The re-certification process began

in March 2007, with 1,000 participants per month being selected for re-certification. To date 10,675 participants have been re-certified.

In 2007, the Commission approved adding basic cell phone service to the eligible services to receive NTAP assistance. Those basic cell phone plans are offered through Alltel Wireless, US Cellular and Viaero.

Nebraska Telephone Assistance Program Implementation

The following is a statistical summary of applications processed for each fiscal year ending June 30 since program inception (January 1, 1998):

	Fiscal Year Total		Cumulative to Date	
	Total Applications Processed	One-Time Connection Applications	Total Applications Processed	One-Time Connection Applications
FY 97-98	11,355	435	11,355	435
FY 98-99	4,294	798	15,649	1,233
FY 99-00	4,607	829	20,256	2,062
FY 00-01	3,851	1,716	24,107	3,778
FY 01-02	3,726	1,594	27,833	5,372
FY 02-03	4,117	1,989	31,950	7,361
FY 03-04	7,298	2,226	39,248	9,587
FY 04-05	8,102	4,357	47,350	13,944
FY 05-06	7,460	629	54,810	14,573
FY 06-07	6,128	2,329	60,575	16,902
FY 07-08	6,632	1,712	65,215	18,614

2. Wireless E911 Fund

What is Wireless 9-1-1?

In most areas of North America, citizens have basic or enhanced 9-1-1 service from their landline, or wireline, phones in their homes or workplaces. Basic 9-1-1 means that if someone dials 9-1-1, no location or identifying information is automatically transmitted. This information must be communicated by the calling party to the call taker/dispatcher in the local public safety answering point (PSAP) or 9-1-1 center. In areas with Enhanced 9-1-1, the telecommunications network transmits location or identifying information automatically and the local 9-1-1 center has equipment and database information that allow the call taker to see the caller's phone number and address on a display. This allows the 9-1-1 center to quickly dispatch emergency help, even if the caller is unable to communicate where they are or the nature of the emergency.

Three Phases of Wireless 9-1-1

There are three phases of Wireless 9-1-1. The most basic of these, sometimes called “Wireless Phase 0,” means that when you dial 9-1-1 from your cell phone a call taker at a public safety answering point (PSAP) answers. The call taker may be at the state highway patrol or at a city or county PSAP up to hundreds of miles away, or at a local PSAP, depending on how the wireless 9-1-1 call is routed. The call taker doesn't receive the call-back phone number or the location of the caller. This presents life threatening problems due to lost response time if callers are unable to speak, don't know where they are, or if they don't know their wireless phone callback number and the call is dropped.

Wireless Phase I is the first step in providing better emergency response service to wireless 9-1-1 callers. When Phase I has been implemented, a wireless 9-1-1 call will come into the PSAP with the wireless phone's call-back number and the location of the wireless tower that received the call. This allows the PSAP to determine the general location of the calling party, usually within a few square miles. This is important in the event the cell phone call is dropped. This may even allow PSAP employees to work with the wireless company to identify the wireless subscriber.

To more effectively locate wireless 9-1-1 callers, Phase II must be implemented by local 9-1-1 systems and wireless carriers. Phase II allows call-takers to receive both the caller's wireless phone number and their specific location by latitude and longitude.

9-1-1 Technologies

Wireless carriers have two types of location technologies available to choose from. They are network-based and handset-based. Of the carriers offering service in Nebraska, Alltel, Cricket, Sprint Nextel, US Cellular and Verizon utilize a handset-based solution. AT&T/Cingular, I Wireless, Pinpoint Wireless, T-Mobile and Viaero utilize a network-based solution.

When a wireless phone is turned on, whether or not it is being used, it periodically transmits signals so that the wireless network knows where to deliver calls. With the network-based solution, special radio intercept equipment is installed on the cellular towers. When a call is placed, the towers can compare signals from any active cell phone and pinpoint the call using triangulation (the difference in time between the arrival of the signal at different receiving stations or by the signal's angle of arrival at each tower.) It takes at least three towers to get a good measurement of location. This solution is called network-based because the signal measurements and location calculations are performed in the cellular network.

The handset-based solution utilizes a cell phone equipped with Global Positioning System (GPS) equipment that can measure the time of arrival of signals transmitted from GPS satellites in order to calculate its position.

Carriers that use network-based technologies are required to provide location information that is accurate to within 100 meters 67% of the time and accurate within 300

meters 95% of the time. Carriers that use handset-based technologies must provide greater location accuracy: 50 meter accuracy 67% of the time and 150 meter accuracy 95% of the time.

Once a carrier using a handset-based technology receives a Phase II request, they have six months to install the necessary equipment and begin delivering the service to the requesting PSAP. Carriers using network-based solutions must provide Phase II for at least 50 percent of the PSAP's coverage area or population within six months after the request and for 100 percent of the PSAP's coverage area within 18 months.

Wireless E911 Fund Remittances and Payments

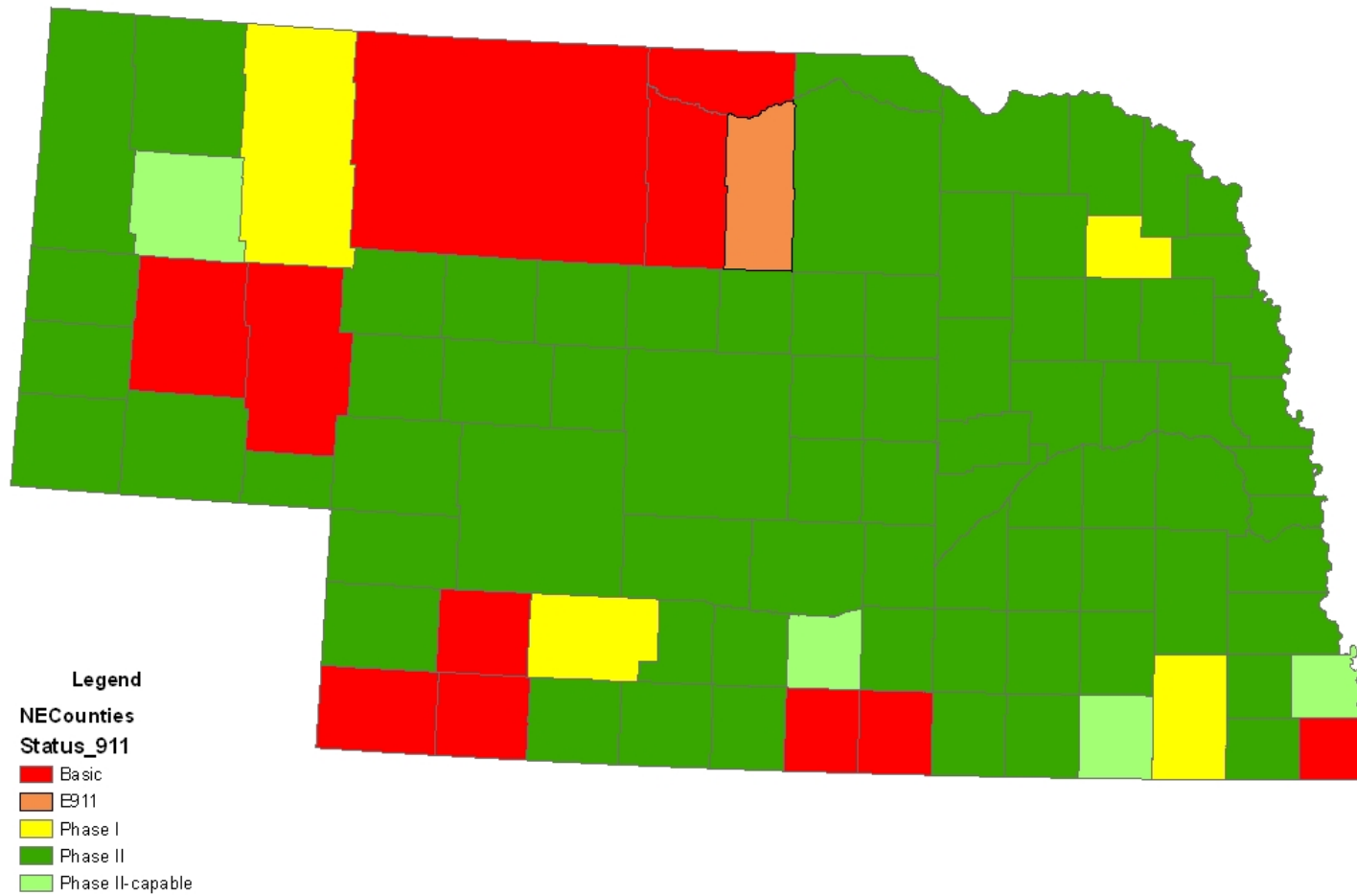
Effective July 1, 2001, a 50-cent surcharge has been collected for each subscriber with a billing address in Nebraska. Wireless carriers remit the surcharge to the Public Service Commission 60 days after the last day of the month. From July 2007 through June 2008 the fund collected \$6,786,178.22 and distributions were made in the amount of \$8,774,102.70. As of July 1, 2008, the balance of the Wireless 911 Fund was \$15,030,689.34.

Status of 911 in Nebraska

There have been 73 counties which have implemented Phase II with at least one wireless carrier. There are eight counties that have implemented Phase I and will be proceeding to Phase II in the near future. One counties have implemented landline enhanced 911 and will proceed directly to Phase II when they are ready. Finally, there are 11 counties with basic 911. Of these 11 counties, five are actively taking steps to reach landline enhanced 911.

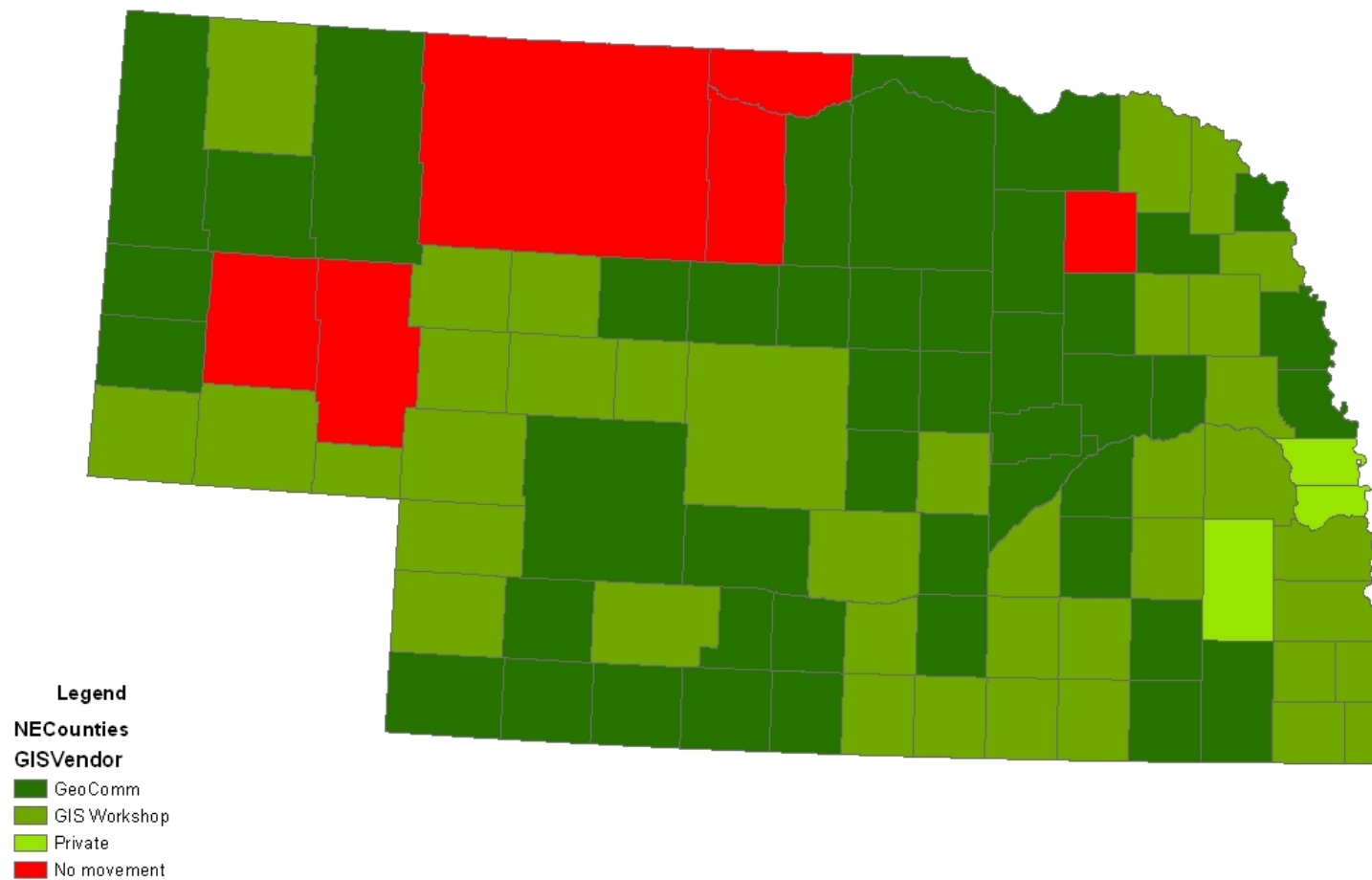
A. Status of 911

Nebraska Wireless 911 Status August 12, 2008



B. Status GIS Data

Nebraska Wireless 911 GIS Status
July 25, 2008



Legislative Changes

LB 755 was signed by the Governor on March 19, 2008. LB 755 made the following changes:

Landline 911

- Eliminates the requirement that LEC's annually report whether a particular PSAP has an interlocal agreement and the location of the PSAP; and
- Requires that LECs, as part of their annual report to the Commission, indicate to which governing body the landline 911 surcharges are being remitted.

Wireless 911

- Corrects language of wireless carrier quarterly report to require the number of telephone numbers from which the surcharge is collected rather than the telephone numbers themselves;
- Exempts wireless carriers whose users have no 911 service from the quarterly reporting requirement (i.e. paging companies); and
- Adds a provision that a wireless carrier receiving funds from the Enhanced Wireless 911 Fund cannot directly assess the costs of implementation to a PSAP, municipality or county.

Summary of Significant Dockets Relating to Enhanced Wireless 911

The following is a description of significant pending dockets related to enhanced wireless 911.

Docket 911-017/PI-116: The Commission has adopted interim policies pending the completion of a full cost model to be used to distribute funds from the Enhanced Wireless 911 Fund. This docket continues to be revised pending completion of the full cost model.

Docket 911-018/PI-117: The Commission adopted audit policies related to the Fund and will continue to update and revise the policies as necessary.

Docket 911-019/PI-118: The Commission is in the process of developing a cost model in order to properly develop a funding mechanism pursuant to LB 1222 [2006]. The Commission continues to gather necessary information to be included in a statewide wireless 911 cost model.

Docket 911-024: This docket was opened to develop and manage GIS data for the statewide 911 system. The statewide GIS repository is now available to all PSAP's to update and access GIS data for the purposes of providing Phase II 911 service. Requests for access to the Repository have also been made by entities other than PSAP's. The Commission is working with a GIS Steering Committee in order to ensure that state-wide street centerline data is available to all agencies and the public.

Docket 911-027: The Commission is currently exploring whether the wireless fund should provide cost recovery for the local administrative costs associated with the provision of enhanced wireless 911 services.

Docket 911-031: The Commission opened this docket to establish surcharges assessed on users of prepaid wireless service and methods for collection and remittance of those surcharges from carriers offering prepaid wireless services. The Commission described three methods that carriers offering prepaid wireless services could use (which were statutory before LB 661):

- Wireless carriers can divide the total earned prepaid wireless telephone revenue received by a wireless carrier within a monthly reporting period by fifty dollars and multiply the quotient by the surcharge amount;
- Wireless carriers can collect the surcharge monthly from a customer's active prepaid account (if a customer has two or more active accounts, a carrier should collect separate surcharges from each account);
- Wireless carriers can remit the surcharge upon activation of an active prepaid account and upon replenishment of additional minutes purchased by the prepaid customer.

Docket 911-031.01: In response to Docket 911-031, TracFone filed a request to use an alternative method for collection and remittance of E911 surcharges. The Commission rejected TracFone's alternative method in an order dated April 1, 2008, and rejected another alternate method in an order dated April 22, 2008. TracFone is appealing the Commission's decision in Lancaster County District Court.

Docket 911-032: The Commission is investigating possible reimbursement of costs related to the consolidation of PSAP's from the Enhanced 911 Fund.

Docket 911-035/PI-133: The Commission opened this docket to explore possible cost recovery by wireless carriers directly from PSAP's for the implementation of Enhanced 911 service.

Docket 911-036: This docket was opened to establish procedures for the designation of PSAP's to receive and dispatch wireless 911 service calls from counties which fail to implement landline E911 service prior to 2010.

C. Wireline 911 Information

The table beginning on the next page is Wireline E911 surcharge information reported to the Commission by incumbent and competitive local exchange carriers:

Name of Exchange	Incumbent or Competitive Local Exchange Carrier	Level of 911 Service			Monthly Surcharge Amount Approved by Jurisdiction	County in Which PSAP Resides	Entity LEC Remitted Surcharge Revenue to	Total Annual Remittances	Annual Revenue Remitted to County
		Basic 911	ANI/ ALI	E911					

Glenvil	NT&T/Windstream			X	\$0.75	Adams	Adams County	\$3.00	\$146,678.25
Glenvil	Windstream			X	\$0.75	Adams	Adams County	\$185.00	
Hansen	Windstream			X	\$0.75	Adams	Adams County	\$2,747.00	
Hastings	Guaranteed Phone Service/Windstream			X	\$0.75	Adams	Adams County	\$93.50	
Hastings	Level 3 Communications LLC			X	\$0.75	Adams	Adams County	\$71.25	
Hastings	NT&T/Windstream			X	\$0.75	Adams	Adams County	\$525.50	
Hastings	Windstream			X	\$0.75	Adams	Adams County	\$127,564.00	
Hastings	NT&T			X	\$0.75	Adams	Hastings 911 Center	\$5,461.25	
Juniata	NT&T/Windstream			X	\$0.75	Adams	Adams County	\$11.50	
Juniata	Windstream			X	\$0.75	Adams	Adams County	\$4,645.00	
Juniata	NT&T			X	\$0.75	Adams	Hastings 911 Center	\$496.75	
Kenesaw	Guaranteed Phone Service/Windstream			X	\$0.75	Adams	Adams County	\$7.75	
Kenesaw	NT&T/Windstream			X	\$0.75	Adams	Adams County	\$9.25	
Kenesaw	Windstream			X	\$0.75	Adams	Adams County	\$4,401.00	
Kenesaw	NT&T			X	\$0.75	Adams	Hastings 911 Center	\$456.50	
Brunswick	Citizens Telecommunications Company of Nebraska			X	\$1.00	Antelope	Antelope County	\$2,345.00	\$35,314.15
Clearwater	Northeast Nebraska Telephone Company			X	\$1.00	Antelope	Antelope County	\$5,356.15	
Elgin	Great Plains Communications			X	\$1.00	Antelope	Antelope County	\$8,611.00	
Neligh	Citizens Telecommunications Company of Nebraska			X	\$1.00	Antelope	Antelope County	\$12,235.00	
Neligh	NT&T			X	\$0.50	Antelope	Antelope County	\$75.00	
Oakdale	Great Plains Communications			X	\$1.00	Antelope	Antelope County	\$2,191.00	
Orchard	Citizens Telecommunications Company of Nebraska			X	\$1.00	Antelope	Antelope County	\$4,501.00	\$33,689.50
Albion	Citizens Telecommunications Company of Nebraska			X	\$1.00	Boone	Boone County	\$16,511.00	
Albion	NT&T			X	\$0.50	Boone	Boone County	\$282.50	
Cedar Rapids	Great Plains Communications			X	\$1.00	Boone	Boone County	\$4,041.00	
Petersburg	Great Plains Communications			X	\$1.00	Boone	Boone County	\$4,778.00	
Primrose	Great Plains Communications			X	\$1.00	Boone	Boone County	\$1,171.00	
Saint Edward	Great Plains Communications			X	\$1.00	Boone	Boone County	\$6,906.00	\$36,645.87
Alliance	1-800-Reconex			X	\$1.00	Box Butte	Alliance PD/Box Butte	\$2.00	
Alliance	Allo Communications			X	\$0.50	Box Butte	Alliance PD/Box Butte	\$2,294.09	

Name of Exchange	Incumbent or Competitive Local Exchange Carrier	Level of 911 Service			Monthly Surcharge Amount Approved by Jurisdiction	County in Which PSAP Resides	Entity LEC Remitted Surcharge Revenue to	Total Annual Remittances	Annual Revenue Remitted to County
		Basic 911	ANI/ALI	E911					

Alliance	AT&T-C of the Midwest, Inc.			X	\$0.50	Box Butte	Alliance PD/Box Butte	\$136.50	\$38,516.65
Alliance	Comtel Telcom Assets LP			X	\$0.50	Box Butte	Alliance PD/Box Butte	\$116.00	
Alliance	First Communications, LLC			X	\$0.50	Box Butte	Box Butte County	\$35.50	
Alliance	Ionex			X	\$1.00	Box Butte	Box Butte	\$6.50	
Alliance	McLeodUSA			X	\$0.50	Box Butte	Alliance PD/Box Butte	\$122.50	
Alliance	Mobius Communications Company			X	\$0.50	Box Butte	Alliance PD/Box Butte	\$2,105.64	
Alliance	OrbitCom			X	\$0.50	Box Butte	Box Butte	\$621.50	
Alliance	Qwest			x	\$0.50	Box Butte	Alliance PD/Box Butte	\$20,848.50	
Alliance	TCG Omaha			X	\$0.50	Box Butte	Alliance PD/Box Butte	\$8.25	
Alliance	NT&T			X	\$0.50	Box Butte	Alliance PD/Box Butte	\$5,021.50	
Berea	McLeodUSA			X	\$0.50	Box Butte	Alliance PD/Box Butte	\$0.50	
Hemingford	Hemingford Coop			X	\$0.50	Box Butte	Alliance PD/Box Butte	\$5,321.39	
Hemingford	McLeodUSA			X	\$0.50	Box Butte	Alliance PD/Box Butte	\$5.50	
Amherst	Citizens Telecommunications Company of Nebraska			X	\$0.65	Buffalo	Buffalo County	\$2,080.20	
Amherst	NT&T			X	\$0.65	Buffalo	Buffalo County	\$36.85	
Elm Creek	Allo Communications			X	\$0.65	Buffalo	Buffalo County	\$50.50	
Elm Creek	AT&T-C of the Midwest, Inc.			X	\$0.65	Buffalo	Buffalo County	\$34.50	
Elm Creek	Comtel Telcom Assets LP			X	\$0.65	Buffalo	Buffalo County	\$9.45	
Elm Creek	First Communications, LLC			X	\$0.65	Buffalo	Buffalo County	\$11.10	
Elm Creek	McLeodUSA			X	\$0.65	Buffalo	Buffalo County	\$119.35	
Elm Creek	Qwest			x	\$0.65	Buffalo	Buffalo County	\$3,079.40	
Elm Creek	NT&T			X	\$0.65	Buffalo	Buffalo County	\$1,401.85	
Gibbon	Nebraska Central			X	\$0.65	Buffalo	Buffalo County	\$9,110.96	
Gibbon	NT&T			X	\$0.65	Buffalo	Buffalo County	\$8.15	
Kearney	AT&T-C of the Midwest, Inc.			X	\$0.65	Buffalo	Buffalo County	\$4.75	
Kearney	Matrix			X	\$0.65	Buffalo	Buffalo County	\$24.45	
Kearney	NT&T			X	\$0.65	Buffalo	Buffalo County	\$2,551.80	

Name of Exchange	Incumbent or Competitive Local Exchange Carrier	Level of 911 Service			Monthly Surcharge Amount Approved by Jurisdiction	County in Which PSAP Resides	Entity LEC Remitted Surcharge Revenue to	Total Annual Remittances	Annual Revenue Remitted to County
		Basic 911	ANI/ALI	E911					

Miller	Citizens Telecommunications Company of Nebraska			X	\$0.65	Buffalo	Buffalo County	\$909.50	\$42,849.79
Miller	NT&T			X	\$0.65	Buffalo	Buffalo County	\$31.95	
Odessa	NT&T			X	\$0.65	Buffalo	Buffalo County	\$154.85	
Pleasanton	Citizens Telecommunications Company of Nebraska			X	\$0.65	Buffalo	Buffalo County	\$2,656.45	
Pleasanton	NT&T			X	\$0.65	Buffalo	Buffalo County	\$48.90	
Ravenna	Nebraska Central			X	\$0.65	Buffalo	Buffalo County	\$8,089.83	
Riverdale	Citizens Telecommunications Company of Nebraska			X	\$0.65	Buffalo	Buffalo County	\$2,415.45	
Riverdale	NT&T			X	\$0.65	Buffalo	Buffalo County	\$15.65	
Shelton	Nebraska Central			X	\$0.65	Buffalo	Buffalo County	\$4,954.87	
Shelton	NT&T			X	\$0.65	Buffalo	Buffalo County	\$24.45	
Sodtown	Sodtown Telephone Company			X	\$0.65	Buffalo	Buffalo County	\$691.45	
Craig	Northeast Nebraska Telephone Company			X	\$1.00	Burt	Burt County	\$3,211.04	
Craig	NT&T			X	\$1.00	Burt	Burt County	\$24.00	
Decatur	McLeodUSA			X	\$1.00	Burt	Burt County	\$12.00	
Decatur	Northeast Nebraska Telephone Company			X	\$1.00	Burt	Burt County	\$4,570.79	
Decatur	NT&T			X	\$1.00	Burt	Burt County	\$84.00	
Lyons	AT&T-C of the Midwest, Inc.			X	\$1.00	Burt	Burt County	\$9.25	
Lyons	HunTel CableVision dba HunTel Communications			X	\$1.00	Burt	Burt County	\$1,479.00	
Lyons	McLeodUSA			X	\$1.00	Burt	Burt County	\$47.00	
Lyons	Qwest			X	\$1.00	Burt	Burt County	\$5,886.75	
Lyons	NT&T			X	\$1.00	Burt	Burt County	\$1,226.00	
Oakland	AT&T-C of the Midwest, Inc.			X	\$1.00	Burt	Burt County	\$27.75	
Oakland	Comtel Telecom Assets LP			X	\$1.00	Burt	Burt County	\$34.00	
Oakland	First Communications, LLC			X	\$1.00	Burt	Burt County	\$8.00	
Oakland	HunTel CableVision dba HunTel Communications			X	\$1.00	Burt	Burt County	\$2,170.00	
Oakland	McLeodUSA			X	\$1.00	Burt	Burt County	\$66.00	
Oakland	Qwest			X	\$1.00	Burt	Burt County	\$7,390.81	
Oakland	NT&T			X	\$1.00	Burt	Burt County	\$1,796.00	
Tekamah	AT&T-C of the Midwest, Inc.			X	\$1.00	Burt	Burt County	\$18.50	
Tekamah	HunTel CableVision dba HunTel Communications			X	\$1.00	Burt	Burt County	\$8,042.00	

Name of Exchange	Incumbent or Competitive Local Exchange Carrier	Level of 911 Service			Monthly Surcharge Amount Approved by Jurisdiction	County in Which PSAP Resides	Entity LEC Remitted Surcharge Revenue to	Total Annual Remittances	Annual Revenue Remitted to County
		Basic 911	ANI/ALI	E911					

Tekamah	McLeodUSA			X	\$1.00	Burt	Burt County	\$55.00	
Tekamah	NT&T			X	\$1.00	Burt	Burt County	\$1,094.00	
Tekamah	Qwest			X	\$1.00	Burt	Burt County	\$5,597.89	
Bellwood	NT&T/Windstream			X	\$1.00	Butler	Butler County	\$12.00	
Bellwood	Windstream			X	\$1.00	Butler	Butler County	\$3,638.00	
Bellwood	NT&T			X	\$1.00	Butler	Butler County	\$261.00	
Brainard	NT&T/Windstream			X	\$1.00	Butler	Butler County	\$16.00	
Brainard	Windstream			X	\$1.00	Butler	Butler County	\$3,933.00	
Brainard	NT&T			X	\$1.00	Butler	Butler County	\$213.00	
Bruno	NT&T/Windstream			X	\$1.00	Butler	Butler County	\$4.00	
Bruno	Windstream			X	\$1.00	Butler	Butler County	\$1,778.00	
Bruno	NT&T			X	\$1.00	Butler	Butler County	\$262.00	
David City	NT&T/Windstream			X	\$1.00	Butler	Butler County	\$606.00	
David City	Windstream			X	\$1.00	Butler	Butler County	\$15,589.00	
David City	NT&T			X	\$1.00	Butler	Butler County	\$1,971.00	
Dwight	Windstream			X	\$1.00	Butler	Butler County	\$1,820.00	
Dwight	NT&T			X	\$1.00	Butler	Butler County	\$97.00	
Linwood	Northeast Nebraska Telephone Company			X	\$1.00	Butler	Butler County	\$1,196.21	
Linwood	NT&T			X	\$1.00	Butler	Butler County	\$57.00	
Octavia	NT&T/Windstream			X	\$1.00	Butler	Butler County	\$13.00	
Octavia	Windstream			X	\$1.00	Butler	Butler County	\$947.00	
Octavia	NT&T			X	\$1.00	Butler	Butler County	\$79.00	
Rising City	NT&T/Windstream			X	\$1.00	Butler	Butler County	\$8.00	
Rising City	Windstream			X	\$1.00	Butler	Butler County	\$3,040.00	
Rising City	NT&T			X	\$1.00	Butler	Butler County	\$300.00	
Surprise	NT&T/Windstream			X	\$1.00	Butler	Butler County	\$1.00	
Surprise	Windstream			X	\$1.00	Butler	Butler County	\$736.00	
Surprise	NT&T			X	\$1.00	Butler	Butler County	\$56.00	
Ulysses	Clarks Telecom			X	\$1.00	Butler	Butler County	\$2,722.21	
Ashland	Guaranteed Phone Service/Windstream			X	\$0.50	Cass	City of Ashland	\$6.50	\$70,260.00
Ashland	NT&T/Windstream			X	\$0.50	Cass	City of Ashland	\$39.00	
Ashland	Windstream			X	\$0.50	Cass	City of Ashland	\$12,406.50	
Avoca	NT&T/Windstream			X	\$1.00	Cass	Cass County	\$3.00	
Avoca	Windstream			X	\$1.00	Cass	Cass County	\$2,127.00	
Avoca	NT&T			X	\$1.00	Cass	Cass County	\$150.00	

\$39,355.42

\$70,260.00

Name of Exchange	Incumbent or Competitive Local Exchange Carrier	Level of 911 Service			Monthly Surcharge Amount Approved by Jurisdiction	County in Which PSAP Resides	Entity LEC Remitted Surcharge Revenue to	Total Annual Remittances	Annual Revenue Remitted to County
		Basic 911	ANI/ ALI	E911					

Eagle	NT&T/Windstream			X	\$1.00	Cass	Cass County	\$4.00	
Eagle	Windstream			X	\$1.00	Cass	Cass County	\$698.50	
Eagle	NT&T			X	\$1.00	Cass	Cass County	\$629.00	
Elmwood	Guaranteed Phone Service/Windstream			X	\$1.00	Cass	Cass County	\$4.00	
Elmwood	NT&T/Windstream			X	\$1.00	Cass	Cass County	\$19.00	
Elmwood	Windstream			X	\$1.00	Cass	Cass County	\$4,307.00	
Elmwood	NT&T			X	\$1.00	Cass	Cass County	\$479.00	
Greenwood	Windstream			X	\$1.00	Cass	Cass County	\$2,914.00	
Greenwood	NT&T			X	\$1.00	Cass	Cass County	\$445.00	
Louisville	NT&T/Windstream			X	\$1.00	Cass	Cass County	\$71.00	
Louisville	Windstream			X	\$1.00	Cass	Cass County	\$12,055.00	
Louisville	NT&T			X	\$1.00	Cass	Cass County	\$979.00	
Murdock	NT&T/Windstream			X	\$1.00	Cass	Cass County	\$4.00	
Murdock	Windstream			X	\$1.00	Cass	Cass County	\$2,858.00	
Murdock	NT&T			X	\$1.00	Cass	Cass County	\$385.00	
Murray	NT&T/Windstream			X	\$1.00	Cass	Cass County	\$15.00	
Murray	Windstream			X	\$1.00	Cass	Cass County	\$13,328.00	
Murray	NT&T			X	\$1.00	Cass	Cass County	\$182.00	
Nehawka	Guaranteed Phone Service/Windstream			X	\$1.00	Cass	Cass County	\$12.00	
Nehawka	NT&T/Windstream			X	\$1.00	Cass	Cass County	\$6.00	
Nehawka	Windstream			X	\$1.00	Cass	Cass County	\$1,967.00	
Nehawka	NT&T			X	\$1.00	Cass	Cass County	\$392.00	
Plattsmouth	Level 3 Communications LLC			X	\$1.00	Cass	Cass County	\$177.00	
Plattsmouth	NT&T			X	\$1.00	Cass	Cass County	\$3,563.00	
South Bend	AT&T-C of the Midwest, Inc.			X	\$1.00	Cass	Cass County	\$1.00	
Union	NT&T/Windstream			X	\$1.00	Cass	Cass County	\$6.00	
Union	Windstream			X	\$1.00	Cass	Cass County	\$3,484.00	
Union	NT&T			X	\$1.00	Cass	Cass County	\$169.00	
Weeping Water	NT&T/Windstream			X	\$1.00	Cass	Cass County	\$18.00	
Weeping Water	Windstream			X	\$1.00	Cass	Cass County	\$5,764.50	
Weeping Water	NT&T			X	\$1.00	Cass	Cass County	\$592.00	
Belden	Eastern Nebraska Telephone Co.			X	\$1.00	Cedar	Cedar County	\$1,102.00	\$54,322.33
Bloomfield Cedar	Great Plains Communications			X	\$1.00	Cedar	Cedar County	\$20.00	
Coleridge	Northeast Nebraska Telephone Company			X	\$1.00	Cedar	Cedar County	\$5,170.22	
Crofton Cedar	Great Plains Communications			X	\$1.00	Cedar	Cedar County	\$1,881.00	

Name of Exchange	Incumbent or Competitive Local Exchange Carrier	Level of 911 Service			Monthly Surcharge Amount Approved by Jurisdiction	County in Which PSAP Resides	Entity LEC Remitted Surcharge Revenue to	Total Annual Remittances	Annual Revenue Remitted to County
		Basic 911	ANI/ALI	E911					

Dixon-Concord	Northeast Nebraska Telephone Company			X	\$1.00	Cedar	Cedar County	\$3,190.67	
Hartington	Hartington Telecommunications Co., Inc.			X	\$1.00	Cedar	Cedar County	\$16,682.72	
Hartington	Ionex			X	\$1.00	Cedar	Cedar County	\$12.00	
Laurel	AT&T-C of the Midwest, Inc.			X	\$1.00	Cedar	Cedar County	\$9.25	
Laurel	First Communications, LLC			X	\$1.00	Cedar	Cedar County	\$5.00	
Laurel	McLeodUSA			X	\$1.00	Cedar	Cedar County	\$21.00	
Laurel	Qwest			X	\$1.00	Cedar	Cedar County	\$6,093.50	
Laurel	NT&T			X	\$1.00	Cedar	Cedar County	\$2,308.00	
Obert/Maskell	Northeast Nebraska Telephone Company			X	\$1.00	Cedar	Cedar County	\$1,347.97	
Randolph	AT&T-C of the Midwest, Inc.			X	\$1.00	Cedar	Cedar County	\$18.50	
Randolph	Comtel Telecom Assets LP			X	\$1.00	Cedar	Cedar County	\$45.00	
Randolph	First Communications, LLC			X	\$1.00	Cedar	Cedar County	\$12.00	
Randolph	McLeodUSA			X	\$1.00	Cedar	Cedar County	\$41.00	
Randolph	Qwest			X	\$1.00	Cedar	Cedar County	\$5,269.50	
Randolph	NT&T			X	\$1.00	Cedar	Cedar County	\$2,541.00	
Wausa (Cedar County)	Great Plains Communications			X	\$1.00	Cedar	Cedar County	\$904.00	
Wynot (Fordyce, St Helena)	Great Plains Communications			X	\$1.00	Cedar	Cedar County	\$7,648.00	
Imperial	Great Plains Communications			X	\$1.00	Chase	Chase County	\$22,545.00	\$28,678.00
Waubesa	Waubesa Telephone Company			X	\$1.00	Chase	Chase County	\$6,133.00	
Cody	Great Plains Communications	X			\$1.00	Cherry	Cherry County	\$2,399.00	
Crookston	Great Plains Communications	X			\$1.00	Cherry	Cherry County	\$1,011.00	
Kilgore	Great Plains Communications	X			\$1.00	Cherry	Cherry County	\$1,107.00	
Merriman	Great Plains Communications	X			\$1.00	Cherry	Cherry County	\$1,801.00	\$7,840.00
Valentine	Allo Communications	X			\$1.00	Cherry	Cherry County	\$11.00	
Valentine	Mobius Communications Company	X			\$1.00	Cherry	Cherry County	\$0.00	
Valentine	OrbitCom	X			\$1.00	Cherry	Cherry County	\$307.00	
Woodlake	Great Plains Communications	X			\$1.00	Cherry	Cherry County	\$1,204.00	
Dalton	Dalton Telephone Co.			X	\$1.00	Cheyenne	Cheyenne County	\$3,476.00	\$62,655.43
Gurley	Dalton Telephone Co.			X	\$1.00	Cheyenne	Cheyenne County	\$2,349.00	
Gurley	McLeodUSA			X	\$1.00	Cheyenne	Cheyenne County	\$10.00	
Gurley	NT&T			X	\$1.00	Cheyenne	Cheyenne County	\$40.00	
Lodgepole	Dalton Telephone Co.			X	\$1.00	Cheyenne	Cheyenne County	\$3,347.00	
Lodgepole	McLeodUSA			X	\$1.00	Cheyenne	Cheyenne County	\$11.00	
Lodgepole	NT&T			X	\$1.00	Cheyenne	Cheyenne County	\$170.00	

Name of Exchange	Incumbent or Competitive Local Exchange Carrier	Level of 911 Service			Monthly Surcharge Amount Approved by Jurisdiction	County in Which PSAP Resides	Entity LEC Remitted Surcharge Revenue to	Total Annual Remittances	Annual Revenue Remitted to County
		Basic 911	ANI/ALI	E911					

Potter	NT&T			X	\$1.00	Cheyenne	Cheyenne County	\$36.00	\$28,295.75
Sidney	Allo Communications			X	\$1.00	Cheyenne	Cheyenne County	\$1,800.87	
Sidney	AT&T-C of the Midwest, Inc.			X	\$1.00	Cheyenne	Cheyenne County	\$38.75	
Sidney	First Communications, LLC			X	\$1.00	Cheyenne	Cheyenne County	\$39.00	
Sidney	Ionex			X	\$1.00	Cheyenne	Cheyenne County	\$48.00	
Sidney	McLeodUSA			X	\$1.00	Cheyenne	Cheyenne County	\$286.00	
Sidney	Mobius Communications Company			X	\$1.00	Cheyenne	Cheyenne County	\$37.09	
Sidney	OrbitCom			X	\$1.00	Cheyenne	Cheyenne County	\$2,220.00	
Sidney	Qwest			X	\$1.00	Cheyenne	Cheyenne County	\$40,303.72	
Sidney	NT&T			X	\$1.00	Cheyenne	Cheyenne County	\$8,431.00	
So Sidney	Comtel Telcom Assets LP			X	\$1.00	Cheyenne	Cheyenne County	\$12.00	
Clay Center	NT&T/Windstream			X	\$1.00	Clay	Clay County	\$16.00	
Clay Center	Windstream			X	\$1.00	Clay	Clay County	\$4,647.00	
Clay Center	NT&T			X	\$0.50	Clay	Clay County	\$265.00	
Deweese	NT&T/Windstream			X	\$1.00	Clay	Clay County	\$7.00	
Deweese	Windstream			X	\$1.00	Clay	Clay County	\$1,115.00	
Deweese	NT&T			X	\$0.50	Clay	Clay County	\$87.50	
Edgar	NT&T/Windstream			X	\$1.00	Clay	Clay County	\$14.00	
Edgar	Windstream			X	\$1.00	Clay	Clay County	\$3,374.00	
Edgar	NT&T			X	\$0.50	Clay	Clay County	\$169.00	
Fairfield	NT&T/Windstream			X	\$1.00	Clay	Clay County	\$13.00	
Fairfield	Windstream			X	\$1.00	Clay	Clay County	\$1,516.50	
Fairfield	NT&T			X	\$0.50	Clay	Clay County	\$181.00	
Glenvil	Guaranteed Phone Service/Windstream			X	\$1.00	Clay	Clay County	\$2.00	
Glenvil	Windstream			X	\$1.00	Clay	Clay County	\$2,753.00	
Glenvil	NT&T			X	\$0.50	Clay	Clay County	\$253.00	
Harvard	Guaranteed Phone Service/Windstream			X	\$1.00	Clay	Clay County	\$12.00	
Harvard	NT&T/Windstream			X	\$1.00	Clay	Clay County	\$36.00	
Harvard	Windstream			X	\$1.00	Clay	Clay County	\$4,465.00	
Harvard	NT&T			X	\$0.50	Clay	Clay County	\$302.00	
Ong	NT&T/Windstream			X	\$1.00	Clay	Clay County	\$2.00	
Ong	Windstream			X	\$1.00	Clay	Clay County	\$522.00	
Ong	NT&T			X	\$0.50	Clay	Clay County	\$44.00	
Sutton	NT&T/Windstream			X	\$1.00	Clay	Clay County	\$61.00	
Sutton	Windstream			X	\$1.00	Clay	Clay County	\$7,778.75	

Name of Exchange	Incumbent or Competitive Local Exchange Carrier	Level of 911 Service			Monthly Surcharge Amount Approved by Jurisdiction	County in Which PSAP Resides	Entity LEC Remitted Surcharge Revenue to	Total Annual Remittances	Annual Revenue Remitted to County
		Basic 911	ANI/ALI	E911					

Sutton	NT&T			X	\$0.50	Clay	Clay County	\$634.00	
Trumbull	NT&T			X	\$0.50	Clay	Clay County	\$26.00	
Clarkson	AT&T-C of the Midwest, Inc.			X	\$1.00	Colfax	Colfax County	\$27.75	\$43,485.82
Clarkson	Comtel Telcom Assets LP			X	\$1.00	Colfax	Colfax County	\$45.00	
Clarkson	First Communications, LLC			X	\$1.00	Colfax	Colfax County	\$9.00	
Clarkson	McLeodUSA			X	\$1.00	Colfax	Colfax County	\$50.00	
Clarkson	Qwest			X	\$1.00	Colfax	Colfax County	\$4,004.32	
Clarkson	NT&T			X	\$1.00	Colfax	Colfax County	\$2,138.00	
Howells	McLeodUSA			X	\$1.00	Colfax	Colfax County	\$41.00	
Howells	Qwest			X	\$1.00	Colfax	Colfax County	\$3,819.84	
Howells	NT&T			X	\$1.00	Colfax	Colfax County	\$1,885.00	
Richland	McLeodUSA			X	\$1.00	Colfax	Colfax County	\$10.00	
Richland	NT&T			X	\$1.00	Colfax	Colfax County	\$73.00	
Rogers	McLeodUSA			X	\$1.00	Colfax	Colfax County	\$11.00	
Schuyler	AT&T-C of the Midwest, Inc.			X	\$1.00	Colfax	Colfax County	\$13.75	
Schuyler	Ionex			X	\$1.00	Colfax	Colfax County	\$729.00	
Schuyler	Level 3 Communications LLC			X	\$1.00	Colfax	Colfax County	\$293.00	
Schuyler	McLeodUSA			X	\$1.00	Colfax	Colfax County	\$299.00	
Schuyler	Qwest			X	\$1.00	Colfax	Colfax County	\$25,252.16	
Schuyler	NT&T			X	\$1.00	Colfax	Colfax County	\$4,785.00	
Bancroft	Great Plains Communications			X	\$1.00	Cuming	Cuming County	\$5,345.00	\$51,747.56
Beemer	Great Plains Communications			X	\$1.00	Cuming	Cuming County	\$5,999.00	
West Point	AT&T-C of the Midwest, Inc.			X	\$1.00	Cuming	Cuming County	\$21.00	
West Point	Comtel Telcom Assets LP			X	\$1.00	Cuming	Cuming County	\$24.00	
West Point	First Communications, LLC			X	\$1.00	Cuming	Cuming County	\$16.00	
West Point	OrbitCom			X	\$1.00	Cuming	Cuming County	\$20.00	
West Point	NT&T			X	\$1.00	Cuming	Cuming County	\$6,201.00	
West Point	Level 3 Communications LLC			X	\$1.00	Cuming	Cuming County	\$123.00	
West Point	Qwest			X	\$1.00	Cuming	Cuming County	\$21,933.56	
Wisner	Great Plains Communications			X	\$1.00	Cuming	Cuming County	\$12,065.00	
Anselmo	Consolidated Telephone Company			X	\$1.00	Custer	Custer County	\$2,435.23	\$65,529.64
Anselmo	NT&T			X	\$0.50	Custer	Custer County	\$6.50	
Ansley	Nebraska Central			X	\$1.00	Custer	Custer County	\$5,269.64	
Arnold	Great Plains Communications			X	\$1.00	Custer	Custer County	\$7,075.00	
Broken Bow	Allo Communications			X	\$1.00	Custer	Custer County	\$1,291.63	

Name of Exchange	Incumbent or Competitive Local Exchange Carrier	Level of 911 Service			Monthly Surcharge Amount Approved by Jurisdiction	County in Which PSAP Resides	Entity LEC Remitted Surcharge Revenue to	Total Annual Remittances	Annual Revenue Remitted to County
		Basic 911	ANI/ALI	E911					

Broken Bow	Comtel Telcom Assets LP			X	\$1.00	Custer	Custer County	\$75.00	\$93,901.07
Broken Bow	First Communications, LLC			X	\$1.00	Custer	Custer County	\$9.00	
Broken Bow	McLeodUSA			X	\$1.00	Custer	Custer County	\$165.00	
Broken Bow	OrbitCom			X	\$1.00	Custer	Custer County	\$48.00	
Broken Bow	Qwest			x	\$1.00	Custer	Custer County	\$25,353.91	
Broken Bow	NT&T			X	\$0.50	Custer	Custer County	\$2,299.00	
Callaway	Great Plains Communications			X	\$1.00	Custer	Custer County	\$6,330.00	
Callaway	NT&T			X	\$0.50	Custer	Custer County	\$13.00	
Comstock	Nebraska Central			X	\$1.00	Custer	Custer County	\$1,179.79	
Mason City	Nebraska Central			X	\$1.00	Custer	Custer County	\$2,066.52	
Merna	Consolidated Telephone Company			X	\$1.00	Custer	Custer County	\$4,103.71	
Oconto	Great Plains Communications			X	\$1.00	Custer	Custer County	\$2,247.00	
Sargent	Nebraska Central			X	\$1.00	Custer	Custer County	\$5,558.21	
Sargent	NT&T			X	\$0.50	Custer	Custer County	\$3.50	
Dakota City	1-800-Reconex			X	\$1.00	Dakota	Dakota County	\$982.00	
Dakota City	AT&T-C of the Midwest, Inc.			X	\$1.00	Dakota	Dakota County	\$60.00	
Dakota City	McLeodUSA			X	\$1.00	Dakota	Dakota County	\$19.00	
Dakota City	NT&T			X	\$1.00	Dakota	Dakota County	\$1,435.00	
Dakota City/ South Sioux City	Qwest			X	\$1.00	Dakota	Dakota Count	\$48,730.04	
Emerson	Allo Communications			X	\$1.00	Dakota	Dakota County	\$12.00	
Emerson	AT&T-C of the Midwest, Inc.			X	\$1.00	Dakota	Dakota County	\$12.00	
Emerson	McLeodUSA			X	\$1.00	Dakota	Dakota County	\$79.00	
Emerson	Qwest			X	\$1.00	Dakota	Dakota Count	\$4,830.18	
Emerson	NT&T			X	\$1.00	Dakota	Dakota County	\$1,671.00	
Homer	AT&T-C of the Midwest, Inc.			X	\$1.00	Dakota	Dakota County	\$78.00	
Homer	Comtel Telcom Assets LP			X	\$1.00	Dakota	Dakota County	\$100.00	
Homer	McLeodUSA			X	\$1.00	Dakota	Dakota County	\$24.00	
Homer	Qwest			X	\$1.00	Dakota	Dakota County	\$3,276.55	
Homer	NT&T			X	\$1.00	Dakota	Dakota County	\$927.00	
Hubbard	McLeodUSA			X	\$1.00	Dakota	Dakota County	\$14.00	
Hubbard	NT&T			X	\$1.00	Dakota	Dakota County	\$446.00	
Jackson-Hubbard	Northeast Nebraska Telephone Company			X	\$1.00	Dakota	Dakota County	\$8,250.87	
South Sioux City	OrbitCom			X	\$1.00	Dakota	Dakota County	\$490.00	
South Sioux City	Level 3 Communications LLC			X	\$1.00	Dakota	Dakota County	\$2,097.00	

Name of Exchange	Incumbent or Competitive Local Exchange Carrier	Level of 911 Service			Monthly Surcharge Amount Approved by Jurisdiction	County in Which PSAP Resides	Entity LEC Remitted Surcharge Revenue to	Total Annual Remittances	Annual Revenue Remitted to County
		Basic 911	ANI/ALI	E911					

South Sioux City	AT&T-C of the Midwest, Inc.			X	\$1.00	Dakota	Dakota County	\$474.00	\$49,151.40
South Sioux City	Budget Prepay			X	\$1.00	Dakota	Dakota County	\$14.00	
South Sioux City	Bullseye			X	\$1.00	Dakota	Dakota County	\$2.00	
South Sioux City	First Communications, LLC			X	\$1.00	Dakota	Dakota County	\$190.00	
South Sioux City	Ionex			X	\$1.00	Dakota	Dakota County	\$47.00	
South Sioux City	McLeodUSA			X	\$1.00	Dakota	Dakota County	\$305.00	
South Sioux City	NT&T			X	\$1.00	Dakota	Dakota County	\$7,033.00	
South Sioux/Dakota City	FiberComm, L.C.			X	\$1.00	Dakota	Dakota County	\$12,290.92	
Waterbury	Northeast Nebraska Telephone Company			X	\$1.00	Dakota	Dakota County	\$11.51	
Chadron	Allo Communications			X	\$1.00	Dawes	Chadron PD/Dawes	\$919.66	
Chadron	AT&T-C of the Midwest, Inc.			X	\$1.00	Dawes	Chadron PD/Dawes	\$45.00	
Chadron	Comtel Telecom Assets LP			X	\$1.00	Dawes	Chadron PD/Dawes	\$51.00	
Chadron	First Communications, LLC			X	\$1.00	Dawes	Chadron	\$2.00	
Chadron	First Communications, LLC			X	\$1.00	Dawes	Dawes County	\$7.00	
Chadron	Great Plains Communications			X	\$1.00	Dawes	Dawes County	\$535.00	
Chadron	McLeodUSA			X	\$1.00	Dawes	Chadron PD/Dawes	\$152.00	
Chadron	Mobius Communications Company			X	\$1.00	Dawes	Chadron PD/Dawes	\$547.21	
Chadron	OrbitCom			X	\$1.00	Dawes	Dawes County	\$666.00	
Chadron	Qwest			X	\$1.00	Dawes	Chadron PD/Dawes	\$27,633.98	
Chadron	NT&T			X	\$1.00	Dawes	Chadron PD/Dawes	\$6,987.00	
Crawford	Allo Communications			X	\$1.00	Dawes	Chadron PD/Dawes	\$52.06	
Crawford	AT&T-C of the Midwest, Inc.			X	\$1.00	Dawes	Chadron PD/Dawes	\$18.00	
Crawford	McLeodUSA			X	\$1.00	Dawes	Chadron PD/Dawes	\$43.00	
Crawford	NT&T			X	\$1.00	Dawes	Chadron PD/Dawes	\$3,135.00	
Crawford / Whitney	Mobius Communications Company			X	\$1.00	Dawes	Chadron PD/Dawes	\$359.83	
Crawford/ Whitney	Qwest			X	\$1.00	Dawes	Chadron PD/Dawes	\$5,763.02	
Harrison	Allo Communications			X	\$1.00	Dawes	Chadron PD/Dawes	\$88.90	
Harrison	Mobius Communications Company			X	\$1.00	Dawes	Chadron PD/Dawes	\$36.12	
Harrison	Qwest			X	\$1.00	Dawes	Chadron PD/Dawes	\$1,545.79	
Whitney	Allo Communications			X	\$1.00	Dawes	Chadron PD/Dawes	\$20.83	
Whitney	McLeodUSA			X	\$1.00	Dawes	Chadron PD/Dawes	\$6.00	
Whitney	NT&T			X	\$1.00	Dawes	Chadron PD/Dawes	\$537.00	

Name of Exchange	Incumbent or Competitive Local Exchange Carrier	Level of 911 Service			Monthly Surcharge Amount Approved by Jurisdiction	County in Which PSAP Resides	Entity LEC Remitted Surcharge Revenue to	Total Annual Remittances	Annual Revenue Remitted to County
		Basic 911	ANI/ALI	E911					

Cozad	Cozad			X	\$1.00	Dawson	Dawson County	\$29,575.00	\$91,406.51
Eddyville	Great Plains Communications			X	\$1.00	Dawson	Dawson County	\$1,099.00	
Elwood	Allo Communications			X	\$1.00	Dawson	Gosper County	\$81.00	
Elwood	AT&T-C of the Midwest, Inc.			X	\$1.00	Dawson	Gosper County	\$6.50	
Elwood	Comtel Telcom Assets LP			X	\$1.00	Dawson	Gosper County	\$24.00	
Elwood	First Communications, LLC			X	\$1.00	Dawson	Gosper County	\$0.00	
Elwood	McLeodUSA			X	\$1.00	Dawson	Dawson County	\$99.00	
Elwood	NT&T			X	\$1.00	Dawson	Dawson County	\$2,885.00	
Gothenburg	NT&T			X	\$1.00	Dawson	Dawson County	\$5,087.00	
Gothenburg	Comtel Telcom Assets LP			X	\$1.00	Dawson	Dawson County	\$12.00	
Lexington	Allo Communications			X	\$1.00	Dawson	Dawson County	\$894.98	
Lexington	AT&T-C of the Midwest, Inc.			X	\$1.00	Dawson	Dawson County	\$108.00	
Lexington	First Communications, LLC			X	\$1.00	Dawson	Dawson County	\$38.00	
Lexington	Ionex			X	\$1.00	Dawson	Dawson County	\$25.00	
Lexington	Matrix			X	\$1.00	Dawson	Dawson County	\$12.00	
Lexington	McLeodUSA			X	\$1.00	Dawson	Dawson County	\$462.00	
Lexington	OrbitCom			X	\$0.50	Dawson	Dawson County	\$1,775.00	
Lexington	Qwest			x	\$1.00	Dawson	Dawson County	\$34,055.80	
Lexington	NT&T			X	\$1.00	Dawson	Dawson County	\$9,881.00	
Overton	ATC Communications			X	\$1.00	Dawson	Dawson County	\$5,153.23	
Overton	McLeodUSA			X	\$1.00	Dawson	Dawson County	\$11.00	
Overton	NT&T			X	\$1.00	Dawson	Dawson County	\$74.00	
Sumner	NT&T			X	\$1.00	Dawson	Dawson County	\$48.00	
Allen	McLeodUSA			X	\$1.00	Dixon	Dixon County	\$10.00	\$23,831.26
Allen	Northeast Nebraska Telephone Company			X	\$1.00	Dixon	Dixon County	\$3,746.13	
Allen	NT&T			X	\$1.00	Dixon	Dixon County	\$59.00	
Dixon-Concord	Northeast Nebraska Telephone Company			X	\$1.00	Dixon	Dixon County	\$125.33	
Martinsburg	Northeast Nebraska Telephone Company			X	\$1.00	Dixon	Dixon County	\$1,056.99	
Newcastle	Northeast Nebraska Telephone Company			X	\$1.00	Dixon	Dixon County	\$3,802.09	
Obert/Maskell	Northeast Nebraska Telephone Company			X	\$1.00	Dixon	Dixon County	\$104.06	
Ponca	Great Plains Communications			X	\$1.00	Dixon	Dixon County	\$8,505.00	
Ponca	Ionex			X	\$1.00	Dixon	Dixon County	\$24.00	
Wakefield	HunTel CableVision dba HunTel Communications			X	\$1.00	Dixon	Dixon County	\$89.00	
Wakefield	McLeodUSA			X	\$1.00	Dixon	Dixon County	\$107.00	

Name of Exchange	Incumbent or Competitive Local Exchange Carrier	Level of 911 Service			Monthly Surcharge Amount Approved by Jurisdiction	County in Which PSAP Resides	Entity LEC Remitted Surcharge Revenue to	Total Annual Remittances	Annual Revenue Remitted to County
		Basic 911	ANI/ALI	E911					

Wakefield	Qwest			x	\$1.00	Dixon	Dixon County	\$5,037.02	\$155,060.26
Waterbury	McLeodUSA			X	\$1.00	Dixon	Dixon County	\$10.00	
Waterbury	Northeast Nebraska Telephone Company			X	\$1.00	Dixon	Dixon County	\$1,095.64	
Waterbury	NT&T			X	\$1.00	Dixon	Dixon County	\$60.00	
Ames	Allo Communications			X	\$1.00	Dodge	Fremont PD	\$12.00	
Ames	AT&T-C of the Midwest, Inc.			X	\$0.75	Dodge	Fremont PD	\$1.00	
Ames	AT&T-C of the Midwest, Inc.			X	\$1.00	Dodge	Fremont PD	\$10.00	
Ames	McLeodUSA			X	\$1.00	Dodge	Fremont PD	\$54.00	
Cedar Bluffs	NT&T			X	\$0.50	Dodge	Fremont PD	\$192.50	
Dodge	Great Plains Communications			X	\$1.00	Dodge	Fremont PD	\$6,965.00	
Dodge	McLeodUSA			X	\$1.00	Dodge	Fremont PD	\$20.00	
Dodge	NT&T			X	\$0.50	Dodge	Fremont PD	\$59.00	
Fremont	1-800-Reconex			X	\$0.75	Dodge	Fremont PD	\$1,449.75	
Fremont	Allo Communications			X	\$1.00	Dodge	Fremont PD	\$38.13	
Fremont	AT&T-C of the Midwest, Inc.			X	\$0.75	Dodge	Fremont PD	\$21.75	
Fremont	AT&T-C of the Midwest, Inc.			X	\$1.00	Dodge	Fremont PD	\$1,502.00	
Fremont	Budget Prepay			X	\$1.00	Dodge	Fremont PD	\$10.00	
Fremont	Bullseye			X	\$1.00	Dodge	Fremont PD	\$20.00	
Fremont	Comtel Telcom Assets LP			X	\$1.00	Dodge	Fremont PD	\$402.00	
Fremont	First Communications, LLC			X	\$1.00	Dodge	Dodge County	\$276.00	
Fremont	Ionex			X	\$1.00	Dodge	Dodge County	\$9.00	
Fremont	MCIMetro Access			X	\$0.75	Dodge	Fremont PD	\$283.00	
Fremont	McLeodUSA			X	\$1.00	Dodge	Fremont PD	\$2,005.00	
Fremont	Qwest			x	\$0.75	Dodge	Fremont PD	\$91,776.58	
Fremont	TCG Omaha			X	\$1.00	Dodge	Fremont PD	\$12.00	
Fremont	Time Warner Cable Information Services (Nebraska) LLC			X	\$0.75	Dodge	City of Fremont	\$6,844.71	
Fremont	NT&T			X	\$0.50	Dodge	Fremont PD	\$7,599.50	
Hooper	Hooper Telephone Company			X	\$.75/\$1.00	Dodge	Fremont PD	\$9,359.78	
Hooper	Hooper Telephone Company			X	\$1.00	Dodge	Fremont PD	\$840.70	
Hooper	NT&T			X	\$0.50	Dodge	Fremont PD	\$6.50	
Inglewood	AT&T-C of the Midwest, Inc.			X	\$1.00	Dodge	Fremont PD	\$13.00	
Nickerson	AT&T-C of the Midwest, Inc.			X	\$1.00	Dodge	Fremont PD	\$149.00	
Nickerson	McLeodUSA			X	\$1.00	Dodge	Fremont PD	\$33.00	
Nickerson	NT&T			X	\$0.50	Dodge	Fremont PD	\$215.50	

Name of Exchange	Incumbent or Competitive Local Exchange Carrier	Level of 911 Service			Monthly Surcharge Amount Approved by Jurisdiction	County in Which PSAP Resides	Entity LEC Remitted Surcharge Revenue to	Total Annual Remittances	Annual Revenue Remitted to County
		Basic 911	ANI/ALI	E911					

North Bend	Great Plains Communications			X	\$1.00	Dodge	Fremont PD	\$10,303.00	\$1,690,628.59
North Bend	NT&T			X	\$0.50	Dodge	Fremont PD	\$135.50	
Scribner	Great Plains Communications			X	\$1.00	Dodge	Fremont PD	\$8,222.00	
Snyder	Great Plains Communications			X	\$1.00	Dodge	Fremont PD	\$3,747.00	
Uehling	Hooper Telephone Company			X	\$0.75	Dodge	Fremont PD	\$75.98	
Uehling	Hooper Telephone Company			X	\$0.75	Dodge	Fremont PD	\$94.75	
Uehling	Hooper Telephone Company			X	\$.75/\$1.00	Dodge	Fremont PD	\$2,301.62	
Bennington	AT&T-C of the Midwest, Inc.			X	\$0.50	Douglas	Douglas County	\$19.00	
Bennington	McLeodUSA			X	\$0.50	Douglas	Douglas County	\$29.00	
Bennington	Qwest			X	\$0.50	Douglas	Douglas Count	\$4,452.93	
Bennington	NT&T			X	\$0.50	Douglas	Douglas County	\$292.00	
Carter Lake	Comtel Telcom Assets LP			X	\$0.50	Douglas	Douglas County	\$580.00	
Douglas County: Bennington, Waterloo, Valley, Ralston, Elkhorn	Cox			X	\$0.50	Douglas	Douglas County	\$230,581.00	
Elkhorn	AT&T-C of the Midwest, Inc.			X	\$0.50	Douglas	Douglas County	\$128.00	
Elkhorn	McLeodUSA			X	\$0.50	Douglas	Douglas County	\$162.00	
Elkhorn	TCG Omaha			X	\$0.50	Douglas	Douglas County	\$13.00	
Elkhorn/ Waterloo	Qwest			X	\$0.50	Douglas	Douglas County	\$14,304.69	
Omaha	1-800-Reconex			X	\$0.50	Douglas	Douglas County	\$356.00	
Omaha	AT&T-C of the Midwest, Inc.			X	\$0.50	Douglas	Douglas County	\$7,637.85	
Omaha	Budget Prepay			X	\$0.50	Douglas	Douglas County	\$273.50	
Omaha	Bullseye			X	\$0.50	Douglas	Douglas County	\$1,120.50	
Omaha	Cox			X	\$0.50	Douglas	Douglas County	\$582,276.50	
Omaha	First Communications, LLC			X	\$0.50	Douglas	Douglas County	\$996.00	
Omaha	Guaranteed Phone Service			X	\$0.50	Douglas	Douglas County	\$561.00	
Omaha	Ionex			X	\$1.00	Douglas	Douglas County	\$323.00	
Omaha	Level 3 Communications LLC			X	\$0.50	Douglas	Douglas County	\$12,858.00	
Omaha	Matrix			X	\$0.50	Douglas	Douglas County	\$27.00	
Omaha	MCIMetro Access			X	\$0.50	Douglas	Douglas County	\$8,651.50	
Omaha	McLeodUSA			X	\$0.50	Douglas	Douglas County	\$22,424.50	
Omaha	OrbitCom			X	\$0.50	Douglas	Douglas County	\$907.50	
Omaha	TCG Omaha			X	\$0.50	Douglas	Douglas County	\$26,725.00	
Omaha	NT&T			X	\$0.50	Douglas	Douglas County	\$5,111.00	

Name of Exchange	Incumbent or Competitive Local Exchange Carrier	Level of 911 Service			Monthly Surcharge Amount Approved by Jurisdiction	County in Which PSAP Resides	Entity LEC Remitted Surcharge Revenue to	Total Annual Remittances	Annual Revenue Remitted to County
		Basic 911	ANI/ALI	E911					

Omaha/ Ralston/ Boys Town	Qwest			X	\$0.50	Douglas	Douglas County	\$760,811.16	
Ralston	AT&T-C of the Midwest, Inc.			X	\$0.50	Douglas	Douglas County	\$163.50	
Ralston	McLeodUSA			X	\$0.50	Douglas	Douglas County	\$204.00	
Ralston	TCG Omaha			X	\$0.50	Douglas	Douglas County	\$156.00	
Ralston	NT&T			X	\$0.50	Douglas	Douglas County	\$55.50	
Valley	AT&T-C of the Midwest, Inc.			X	\$0.50	Douglas	Douglas County	\$8.00	
Valley	McLeodUSA			X	\$0.50	Douglas	Douglas County	\$43.50	
Valley	Qwest			X	\$0.50	Douglas	Douglas County	\$7,440.96	
Valley	NT&T			X	\$0.50	Douglas	Douglas County	\$475.00	
Waterloo	AT&T-C of the Midwest, Inc.			X	\$0.50	Douglas	Douglas County	\$37.50	
Waterloo	McLeodUSA			X	\$0.50	Douglas	Douglas County	\$52.50	
Waterloo	NT&T			X	\$0.50	Douglas	Douglas County	\$370.50	
Benkelman	Benkelman Telephone	X			\$1.00	Dundy	Dundy County	\$13,155.00	\$15,579.00
Haigler	Hartman Telephone Exchange Inc.	X			\$1.00	Dundy	Dundy County	\$2,424.00	
Exeter	NT&T/Windstream			X	\$1.00	Fillmore	Fillmore County	\$14.00	\$35,862.00
Exeter	Windstream			X	\$1.00	Fillmore	Fillmore County	\$4,397.00	
Exeter	NT&T			X	\$1.00	Fillmore	Fillmore County	\$530.00	
Fairmont	NT&T/Windstream			X	\$1.00	Fillmore	Fillmore County	\$7.00	
Fairmont	Windstream			X	\$1.00	Fillmore	Fillmore County	\$3,552.00	
Fairmont	NT&T			X	\$1.00	Fillmore	Fillmore County	\$490.00	
Geneva	NT&T/Windstream			X	\$1.00	Fillmore	Fillmore County	\$134.00	
Geneva	Windstream			X	\$1.00	Fillmore	Fillmore County	\$16,255.00	
Geneva	NT&T			X	\$1.00	Fillmore	Fillmore County	\$1,562.00	
Grafton	NT&T/Windstream			X	\$1.00	Fillmore	Fillmore County	\$3.00	
Grafton	Windstream			X	\$1.00	Fillmore	Fillmore County	\$1,107.00	
Grafton	NT&T			X	\$1.00	Fillmore	Fillmore County	\$161.00	
Milligan	NT&T/Windstream			X	\$1.00	Fillmore	Fillmore County	\$22.00	
Milligan	Windstream			X	\$1.00	Fillmore	Fillmore County	\$2,262.00	
Milligan	NT&T			X	\$1.00	Fillmore	Fillmore County	\$492.00	
Ohiowa	NT&T/Windstream			X	\$1.00	Fillmore	Fillmore County	\$4.00	
Ohiowa	Windstream			X	\$1.00	Fillmore	Fillmore County	\$1,045.00	
Ohiowa	NT&T			X	\$1.00	Fillmore	Fillmore County	\$385.00	
Shickley	NT&T/Windstream			X	\$1.00	Fillmore	Fillmore County	\$16.00	
Shickley	Windstream			X	\$1.00	Fillmore	Fillmore County	\$2,888.00	

Name of Exchange	Incumbent or Competitive Local Exchange Carrier	Level of 911 Service			Monthly Surcharge Amount Approved by Jurisdiction	County in Which PSAP Resides	Entity LEC Remitted Surcharge Revenue to	Total Annual Remittances	Annual Revenue Remitted to County
		Basic 911	ANI/ALI	E911					

Shickley	NT&T			X	\$1.00	Fillmore	Fillmore County	\$536.00	
Bloomington	Citizens Telecommunications Company of Nebraska	X			\$1.00	Franklin	Franklin County	\$1,101.00	\$35,050.95
Franklin	Citizens Telecommunications Company of Nebraska	X			\$1.00	Franklin	Franklin County	\$7,881.00	
Franklin	Pinpoint Communications, Inc.	X			\$1.00	Franklin	Franklin County	\$4.00	
Franklin	NT&T	X			\$1.00	Franklin	Franklin County	\$73.00	
Naponee	Citizens Telecommunications Company of Nebraska	X			\$1.00	Franklin	Franklin County	\$1,121.00	
Norman, Holstein, Roseland, Bladen, Lawrence, Blue Hill, Upland & Campbell	Glenwood	X			\$1.00	Franklin	Franklin County	\$24,870.95	
Arapahoe	ATC Commincations			X	\$1.00	Frontier	Furnas County	\$8,951.37	\$30,620.28
Curtis	Curtis Telephone Company			X	\$1.00	Frontier	Frontier County	\$9,154.14	
Eustis	Consolidated Telecom, Inc.			X	\$1.00	Frontier	Frontier County	\$4,896.64	
Farnam	ATC Commincations			X	\$1.00	Frontier	Frontier County	\$2,349.26	
Indianola (Frontier Co)	Great Plains Communications			X	\$1.00	Frontier	Frontier County	\$439.00	
Maywood	Consolidated Telco, Inc			X	\$1.00	Frontier	Frontier County	\$3,093.97	
Wellfleet	Consolidated Telco, Inc			X	\$1.00	Frontier	Frontier County	\$1,735.90	\$24,498.83
Beaver City	Citizens Telecommunications Company of Nebraska			X	\$1.00	Furnas	Furnas County	\$4,326.00	
Beaver City	NT&T			X	\$1.00	Furnas	Furnas County	\$64.00	
Cambridge	Cambridge Telephone Co			X	\$1.00	Furnas	Furnas County	\$10,174.00	
Edison	Citizens Telecommunications Company of Nebraska			X	\$1.00	Furnas	Furnas County	\$1,719.00	
Edison	Pinpoint Communications, Inc.			X	\$1.00	Furnas	Furnas County	\$20.00	
Edison	NT&T			X	\$1.00	Furnas	Furnas County	\$40.00	
Hendley	ATC Communications			X	\$1.00	Furnas	Furnas County	\$659.50	
Holbrook	ATC Communications			X	\$1.00	Furnas	Furnas County	\$2,198.54	
Oxford	Allo Communications			X	\$1.00	Furnas	Furnas County	\$9.00	
Oxford	AT&T-C of the Midwest, Inc.			X	\$1.00	Furnas	Furnas County	\$28.00	
Oxford	Pinpoint Communications, Inc.			X	\$1.00	Furnas	Furnas County	\$1,510.00	
Oxford	Qwest			x	\$1.00	Furnas	Furnas County	\$2,457.79	
Wilsonville	Citizens Telecommunications Company of Nebraska			X	\$1.00	Furnas	Furnas County	\$1,233.00	

Name of Exchange	Incumbent or Competitive Local Exchange Carrier	Level of 911 Service			Monthly Surcharge Amount Approved by Jurisdiction	County in Which PSAP Resides	Entity LEC Remitted Surcharge Revenue to	Total Annual Remittances	Annual Revenue Remitted to County
		Basic 911	ANI/ALI	E911					

Wilsonville	Pinpoint Communications, Inc.			X	\$1.00	Furnas	Furnas County	\$60.00	
Adams	NT&T/Windstream			X	\$0.50	Gage	Gage County	\$7.50	
Adams	Windstream			X	\$0.50	Gage	Gage County	\$2,530.50	
Adams	NT&T			X	\$0.50	Gage	Beatrice PD/Gage	\$306.50	
Barneston	Windstream			X	\$0.50	Gage	Gage County	\$722.00	
Barneston	NT&T			X	\$0.50	Gage	Beatrice PD/Gage	\$8.50	
Beatrice	Level 3 Communications LLC			X	\$1.00	Gage	City of Beatrice	\$36.00	
Beatrice	NT&T/Windstream			X	\$0.75	Gage	City of Beatrice	\$1,355.00	
Beatrice	Windstream			X	\$0.75	Gage	City of Beatrice	\$56,929.75	
Beatrice	NT&T			X	\$1.00	Gage	Beatrice PD/Gage	\$6,351.00	
Blue Springs	NT&T			X	\$0.50	Gage	Beatrice PD/Gage	\$127.50	
Clatonia	NT&T/Windstream			X	\$0.50	Gage	Gage County	\$31.00	
Clatonia	Windstream			X	\$0.50	Gage	Gage County	\$954.50	
Clatonia	NT&T			X	\$0.50	Gage	Beatrice PD/Gage	\$44.00	
Cortland	NT&T/Windstream			X	\$0.50	Gage	Gage County	\$4.00	
Cortland	Windstream			X	\$0.50	Gage	Gage County	\$2,207.50	\$89,033.60
Cortland	NT&T			X	\$0.50	Gage	Beatrice PD/Gage	\$247.00	
Filley	NT&T/Windstream			X	\$0.50	Gage	Gage County	\$15.00	
Filley	Windstream			X	\$0.50	Gage	Gage County	\$1,752.00	
Filley	NT&T			X	\$0.50	Gage	Beatrice PD/Gage	\$111.50	
Liberty	Windstream			X	\$0.50	Gage	Gage County	\$1,348.00	
Liberty	NT&T			X	\$0.50	Gage	Beatrice PD/Gage	\$55.00	
Odell	Diller Telephone Co			X	\$0.75	Gage	City of Wymore	\$2,865.85	
Pickrell	NT&T/Windstream			X	\$0.50	Gage	Gage County	\$5.50	
Pickrell	Windstream			X	\$0.50	Gage	Gage County	\$2,679.00	
Pickrell	NT&T			X	\$0.50	Gage	Beatrice PD/Gage	\$121.50	
Virginia	Diller Telephone Co			X	\$0.75	Gage	Gage County Clerk	\$802.25	
Wymore	NT&T/Windstream			X	\$0.50	Gage	City of Wymore	\$62.50	
Wymore	Windstream			X	\$0.50	Gage	City of Wymore	\$6,768.25	
Wymore	NT&T			X	\$0.50	Gage	Beatrice PD/Gage	\$585.00	
Oshkosh	Embarq	X			\$1.00	Garden	Garden County	\$13,154.44	\$13,154.44
Alda	AT&T-C of the Midwest, Inc.			X	\$1.00	Hall	Hall County	\$20.00	\$242,464.78
Alda	McLeodUSA			X	\$1.00	Hall	Hall County	\$62.00	
Aurora	Hamilton Telecommunications			X	\$1.00	Hall	Hall County	\$31.43	
Aurora	Hamilton Telecommunications			X	\$1.00	Hall	Hall County	\$12.00	

Name of Exchange	Incumbent or Competitive Local Exchange Carrier	Level of 911 Service			Monthly Surcharge Amount Approved by Jurisdiction	County in Which PSAP Resides	Entity LEC Remitted Surcharge Revenue to	Total Annual Remittances	Annual Revenue Remitted to County
		Basic 911	ANI/ ALI	E911					

Cairo	Allo Communications			X	\$1.00	Hall	Hall County	\$47.87	
Cairo	Comtel Telcom Assets LP			X	\$1.00	Hall	Hall County	\$574.00	
Cairo	First Communications, LLC			X	\$1.00	Hall	Hall County	\$7.00	
Cairo	McLeodUSA			X	\$1.00	Hall	Hall County	\$73.00	
Cairo	Qwest			X	\$1.00	Hall	Hall County	\$4,364.34	
Cairo	NT&T			X	\$1.00	Hall	Hall County	\$2,018.00	
Doniphan	Hamilton Telecommunications			X	\$1.00	Hall	Hall County	\$9,264.20	
Doniphan	NT&T			X	\$1.00	Hall	Hall County	\$96.00	
Grand Island	1-800-Reconex			X	\$1.00	Hall	Hall County	\$2,245.00	
Grand Island	Allo Communications			X	\$1.00	Hall	Hall County	\$151.59	
Grand Island	AT&T-C of the Midwest, Inc.			X	\$1.00	Hall	Hall County	\$1,178.50	
Grand Island	Budget Prepay			X	\$1.00	Hall	Hall County	\$19.00	
Grand Island	Bullseye			X	\$1.00	Hall	Hall County	\$165.00	
Grand Island	First Communications, LLC			X	\$1.00	Hall	Hall County	\$494.00	
Grand Island	lonex			X	\$1.00	Hall	Hall County	\$180.00	
Grand Island	Matrix			X	\$1.00	Hall	Hall County	\$6.00	
Grand Island	McLeodUSA			X	\$1.00	Hall	Hall County	\$2,338.00	
Grand Island	OrbitCom			X	\$1.00	Hall	Hall County	\$843.00	
Grand Island	TCG Omaha			X	\$1.00	Hall	Hall County	\$93.00	
Grand Island	NT&T			X	\$1.00	Hall	Hall County	\$24,650.76	
Grand Island/ Alda	Qwest			X	\$1.00	Hall	Hall County	\$183,447.36	
Hansen	Windstream			X	\$1.00	Hall	Hall County	\$39.00	
Phillips	Hamilton Telecommunications			X	\$1.00	Hall	Hall County	\$395.52	
Trumbull	Hamilton Telecommunications			X	\$1.00	Hall	Hall County	\$36.00	
Wood River	Allo Communications			X	\$1.00	Hall	Hall County	\$48.00	
Wood River	AT&T-C of the Midwest, Inc.			X	\$1.00	Hall	Hall County	\$148.50	
Wood River	McLeodUSA			X	\$1.00	Hall	Hall County	\$125.00	
Wood River	Qwest			X	\$1.00	Hall	Hall County	\$6,663.71	
Wood River	NT&T			X	\$1.00	Hall	Hall County	\$2,628.00	
Aurora	Hamilton Telecommunications			X	\$0.75	Hamilton	Hamilton County	\$32,746.94	\$48,881.27
Aurora	Hamilton Telecommunications			X	\$0.75	Hamilton	Hamilton County	\$46.25	
Doniphan	Hamilton Telecommunications			X	\$0.75	Hamilton	Hamilton County	\$96.78	
Giltner	Hamilton Telecommunications			X	\$0.75	Hamilton	Hamilton County	\$2,928.23	
Hampton	Hamilton Telecommunications			X	\$0.75	Hamilton	Hamilton County	\$3,475.01	
Hordville	Hamilton Telecommunications			X	\$0.75	Hamilton	Hamilton County	\$1,221.11	

Name of Exchange	Incumbent or Competitive Local Exchange Carrier	Level of 911 Service			Monthly Surcharge Amount Approved by Jurisdiction	County in Which PSAP Resides	Entity LEC Remitted Surcharge Revenue to	Total Annual Remittances	Annual Revenue Remitted to County
		Basic 911	ANI/ALI	E911					

Marquette	First Communications, LLC			X	\$0.75	Hamilton	Hamilton County	\$3.00	\$58,859.73
Marquette	Hamilton Telecommunications			X	\$0.75	Hamilton	Hamilton County	\$2,780.02	
Marquette	McLeodUSA			X	\$0.75	Hamilton	Hamilton County	\$8.50	
Marquette	NT&T			X	\$0.50	Hamilton	Hamilton County	\$82.50	
Phillips	Hamilton Telecommunications			X	\$0.75	Hamilton	Hamilton County	\$3,528.88	
Stockham	Hamilton Telecommunications			X	\$0.75	Hamilton	Hamilton County	\$578.56	
Trumbull	Hamilton Telecommunications			X	\$0.75	Hamilton	Hamilton County	\$1,385.49	
Alma	Citizens Telecommunications Company of Nebraska			X	\$1.00	Harlan-Phelps	Harlan County	\$7,726.00	
Alma	Pinpoint Communications, Inc.			X	\$1.00	Harlan-Phelps	Harlan-Phelps Counties	\$427.00	
Alma	NT&T			X	\$1.00	Harlan-Phelps	Harlan-Phelps Counties	\$396.00	
Atlanta	Allo Communications			X	\$1.00	Harlan-Phelps	Harlan-Phelps Counties	-\$0.03	
Atlanta	Pinpoint Communications, Inc.			X	\$1.00	Harlan-Phelps	Harlan-Phelps Counties	\$68.00	
Atlanta	Qwest			X	\$1.00	Harlan-Phelps	Harlan/Phelps Counties	\$703.02	
Atlanta	NT&T			X	\$1.00	Harlan-Phelps	Harlan-Phelps Counties	\$115.00	
Bertrand	Pinpoint Communications, Inc.			X	\$1.00	Harlan-Phelps	Harlan-Phelps Counties	\$50.00	
Bertrand	NT&T			X	\$1.00	Harlan-Phelps	Harlan-Phelps Counties	\$46.00	
Funk	Glenwood			X	\$1.00	Harlan-Phelps	Phelps County	\$2,910.49	
Holdredge	First Communications, LLC			X	\$1.00	Harlan-Phelps	Holdredge	\$6.00	
Holdredge	First Communications, LLC			X	\$1.00	Harlan-Phelps	Phelps County	\$2.00	
Holdrege	Allo Communications			X	\$1.00	Harlan-Phelps	Harlan-Phelps Counties	\$1,832.90	
Holdrege	AT&T-C of the Midwest, Inc.			X	\$1.00	Harlan-Phelps	Harlan-Phelps Counties	\$66.80	
Holdrege	Ionex			X	\$1.00	Harlan-Phelps	Phelps County	\$24.00	
Holdrege	Pinpoint Communications, Inc.			X	\$1.00	Harlan-Phelps	Harlan-Phelps Counties	\$428.00	
Holdrege	Qwest			X	\$1.00	Harlan-Phelps	Harlan/Phelps Counties	\$29,091.55	
Holdrege	NT&T			X	\$1.00	Harlan-Phelps	Harlan-Phelps Counties	\$7,409.00	
Huntley	Great Plains Communications			X	\$1.00	Harlan-Phelps	Harlan-Phelps Counties	\$727.00	

Name of Exchange	Incumbent or Competitive Local Exchange Carrier	Level of 911 Service			Monthly Surcharge Amount Approved by Jurisdiction	County in Which PSAP Resides	Entity LEC Remitted Surcharge Revenue to	Total Annual Remittances	Annual Revenue Remitted to County
		Basic 911	ANI/ALI	E911					

Loomis	NT&T			X	\$1.00	Harlan-Phelps	Harlan-Phelps Counties	\$32.00	
Orleans	Citizens Telecommunications Company of Nebraska			X	\$1.00	Harlan-Phelps	Harlan County	\$3,322.00	
Orleans	NT&T			X	\$1.00	Harlan-Phelps	Harlan-Phelps Counties	\$76.00	
Oxford	NT&T			X	\$1.00	Harlan-Phelps	Harlan-Phelps Counties	\$830.00	
Republican City	Citizens Telecommunications Company of Nebraska			X	\$1.00	Harlan-Phelps	Harlan County	\$2,559.00	
Republican City	NT&T			X	\$1.00	Harlan-Phelps	Harlan-Phelps Counties	\$12.00	
Culbertson	Great Plains Communications			X	\$0.50	Hitchcock	Hitchcock County	\$3,401.50	
Culbertson	NT&T			X	\$0.50	Hitchcock	Hitchcock County	\$47.00	
Hayes Center	Great Plains Communications			X	\$0.50	Hitchcock	Hitchcock County	\$1,925.00	
Palisade	Great Plains Communications			X	\$0.50	Hitchcock	Hitchcock County	\$2,044.00	
Stratton	Great Plains Communications			X	\$0.50	Hitchcock	Hitchcock County	\$2,080.00	
Trenton	Great Plains Communications			X	\$0.50	Hitchcock	Hitchcock County	\$3,189.50	
Atkinson	AT&T-C of the Midwest, Inc.			X	\$1.00	Holt-Boyd	Holt-Boyd Counties	\$15.00	
Atkinson	Comtel Telecom Assets LP			X	\$1.00	Holt-Boyd	Holt-Boyd Counties	\$153.00	
Atkinson	Matrix			X	\$1.00	Holt-Boyd	Holt-Boyd Counties	\$24.00	
Atkinson	McLeodUSA			X	\$1.00	Holt-Boyd	Holt-Boyd Counties	\$49.00	
Atkinson	Qwest			X	\$1.00	Holt-Boyd	Holt-Boyd Counties	\$9,900.46	
Atkinson	NT&T			X	\$1.00	Holt-Boyd	Holt-Boyd Counties	\$4,958.00	
Bristow	Northeast Nebraska Telephone Company			X	\$1.00	Holt-Boyd	Holt-Boyd Counties	\$1,045.93	
Butte	Northeast Nebraska Telephone Company			X	\$1.00	Holt-Boyd	Holt-Boyd Counties	\$4,066.53	
Chambers	K&M Tel Co	X			\$0.50	Holt-Boyd	Chambers Rural FD	\$2,713.68	
Chambers	K&M Tel Co			X	\$1.00	Holt-Boyd	Holt-Boyd Counties	\$132.66	
Clearwater	Northeast Nebraska Telephone Company			X	\$1.00	Holt-Boyd	Holt-Boyd Counties	\$36.00	
Emmet	McLeodUSA			X	\$1.00	Holt-Boyd	Holt-Boyd Counties	\$32.00	
Ewing	Great Plains Communications			X	\$1.00	Holt-Boyd	Holt-Boyd Counties	\$4,144.00	
Inman	K&M Tel Co			X	\$1.00	Holt-Boyd	Holt-Boyd Counties	\$1,904.50	
Inman	NT&T			X	\$1.00	Holt-Boyd	Holt-Boyd Counties	\$12.00	
Lynch	Three River Telco			X	\$1.00	Holt-Boyd	Holt-Boyd Counties	\$4,200.00	
Naper	Three River Telco			X	\$1.00	Holt-Boyd	Holt-Boyd Counties	\$1,992.00	
O'Neill	NT&T			X	\$1.00	Holt-Boyd	Holt-Boyd Counties	\$7,641.00	
O'Neill	McLeodUSA			X	\$1.00	Holt-Boyd	Holt-Boyd Counties	\$294.00	

\$12,687.00

\$84,102.41

Name of Exchange	Incumbent or Competitive Local Exchange Carrier	Level of 911 Service			Monthly Surcharge Amount Approved by Jurisdiction	County in Which PSAP Resides	Entity LEC Remitted Surcharge Revenue to	Total Annual Remittances	Annual Revenue Remitted to County
		Basic 911	ANI/ALI	E911					

O'Neill	Ionex			X	\$1.00	Holt-Boyd	Holt County	\$12.00	\$30,329.82
O'Neill	OrbitCom			X	\$1.00	Holt-Boyd	Holt-Boyd Counties	\$312.00	
O'Neill	Qwest			X	\$1.00	Holt-Boyd	Holt-Boyd Counties	\$25,724.18	
Page	Great Plains Communications			X	\$1.00	Holt-Boyd	Holt-Boyd Counties	\$2,453.00	
Spencer	Northeast Nebraska Telephone Company			X	\$1.00	Holt-Boyd	Holt-Boyd Counties	\$5,115.22	
Spencer	NT&T			X	\$1.00	Holt-Boyd	Holt-Boyd Counties	\$124.00	
Stuart	McLeodUSA			X	\$1.00	Holt-Boyd	Holt-Boyd Counties	\$19.00	
Stuart	Northeast Nebraska Telephone Company			X	\$1.00	Holt-Boyd	Holt-Boyd Counties	\$6,801.25	
Stuart	NT&T			X	\$1.00	Holt-Boyd	Holt-Boyd Counties	\$228.00	
Boelus	McLeodUSA			X	\$1.00	Howard	Howard County	\$11.00	
Boelus	Nebraska Central			X	\$1.00	Howard	Howard County	\$2,043.25	
Cotesfield	Great Plains Communications			X	\$1.00	Howard	Howard County	\$859.00	
Dannebrog	Nebraska Central			X	\$1.00	Howard	Howard County	\$4,061.33	
Dannebrog	NT&T			X	\$1.00	Howard	Howard County	\$40.00	
Elba	Nebraska Central			X	\$1.00	Howard	Howard County	\$1,548.98	
Elba	NT&T			X	\$1.00	Howard	Howard County	\$14.00	
Farwell	Allo Communications			X	\$1.00	Howard	Howard County	\$12.00	
Farwell	McLeodUSA			X	\$1.00	Howard	Howard County	\$11.00	
Farwell	Qwest			X	\$1.00	Howard	Howard County	\$910.33	
Farwell	NT&T			X	\$1.00	Howard	Howard County	\$655.00	
Saint Libory	McLeodUSA			X	\$1.00	Howard	Howard County	\$124.00	
Saint Paul	AT&T-C of the Midwest, Inc.			X	\$0.50	Howard	Howard County	\$79.50	
Saint Paul	First Communications, LLC			X	\$1.00	Howard	Howard County	\$8.00	
Saint Paul	McLeodUSA			X	\$1.00	Howard	Howard County	\$208.00	
Saint Libory	Comtel Telcom Assets LP			X	\$1.00	Howard	Howard County	\$24.00	
Saint Libory	Qwest			X	\$1.00	Howard	Howard County	\$2,456.79	
Saint Paul	Qwest			X	\$1.00	Howard	Howard County	\$11,735.54	
Saint Libory	Allo Communications			X	\$1.00	Howard	Howard County	\$60.84	
Saint Paul	Allo Communications			X	\$1.00	Howard	Howard County	\$180.27	
Saint Libory	NT&T			X	\$1.00	Howard	Howard County	\$1,382.00	
Saint Paul	NT&T			X	\$1.00	Howard	Howard County	\$3,905.00	
Chester, Hubbell, Reynolds, So. Chester	Great Plains Communications			X	\$1.00	Jefferson	Jefferson County	\$921.00	\$85,483.31
Daykin	NT&T/Windstream			X	\$1.00	Jefferson	Jefferson County	\$7.00	
Daykin	Windstream			X	\$1.00	Jefferson	Jefferson County	\$1,851.00	
Daykin	NT&T			X	\$1.00	Jefferson	Jefferson County	\$256.00	

Name of Exchange	Incumbent or Competitive Local Exchange Carrier	Level of 911 Service			Monthly Surcharge Amount Approved by Jurisdiction	County in Which PSAP Resides	Entity LEC Remitted Surcharge Revenue to	Total Annual Remittances	Annual Revenue Remitted to County
		Basic 911	ANI/ALI	E911					

Diller	Diller Telephone Co			X	\$1.00	Jefferson	Jefferson County Clerk	\$3,950.00	\$34,958.08
Fairbury	NT&T/Windstream			X	\$1.00	Jefferson	Jefferson County	\$401.00	
Fairbury	Windstream			X	\$1.00	Jefferson	Jefferson County	\$24,525.00	
Fairbury	NT&T			X	\$1.00	Jefferson	Jefferson County	\$3,767.00	
Harbine	Diller Telephone Co			X	\$1.00	Jefferson	Jefferson County Clerk	\$623.00	
Jansen	Windstream			X	\$1.00	Jefferson	Jefferson County	\$1,219.00	
Jansen	NT&T			X	\$1.00	Jefferson	Jefferson County	\$193.00	
Jefferson	Time Warner Cable Information Services (Nebraska) LLC			X	\$1.00	Jefferson	Jefferson County	\$2,053.81	
Plattsmouth	Guaranteed Phone Service/Windstream			X	\$1.00	Jefferson	Jefferson County	\$28.00	
Plattsmouth	NT&T/Windstream			X	\$1.00	Jefferson	Jefferson County	\$321.00	
Plattsmouth	Windstream			X	\$1.00	Jefferson	Jefferson County	\$41,933.00	
Plymouth	NT&T/Windstream			X	\$1.00	Jefferson	Jefferson County	\$64.00	
Plymouth	Windstream			X	\$1.00	Jefferson	Jefferson County	\$2,051.50	
Plymouth	NT&T			X	\$1.00	Jefferson	Jefferson County	\$525.00	
Steele City	NT&T/Windstream			X	\$1.00	Jefferson	Jefferson County	\$3.00	
Steele City	Windstream			X	\$1.00	Jefferson	Jefferson County	\$554.00	
Steele City	NT&T			X	\$1.00	Jefferson	Jefferson County	\$237.00	
Burchard	NT&T/Windstream			X	\$1.00	Johnson-Pawnee	Pawnee County	\$32.00	
Burchard	Windstream			X	\$1.00	Johnson-Pawnee	Pawnee County	\$1,563.00	
Burchard	NT&T			X	\$0.60	Johnson-Pawnee	Pawnee County	\$161.20	
Burr	NT&T/Windstream			X	\$1.00	Johnson-Pawnee	Johnson County	\$6.00	
Burr	Windstream			X	\$1.00	Johnson-Pawnee	Johnson County	\$932.00	
Cook	NT&T/Windstream			X	\$1.00	Johnson-Pawnee	Johnson County	\$5.00	
Cook	Windstream			X	\$1.00	Johnson-Pawnee	Johnson County	\$2,888.00	
Cook	NT&T			X	\$1.00	Johnson-Pawnee	Johnson County	\$239.00	
Crab Orchard	Windstream			X	\$1.00	Johnson-Pawnee	Johnson County	\$604.00	
Crab Orchard	NT&T			X	\$1.00	Johnson-Pawnee	Johnson County	\$137.00	

Name of Exchange	Incumbent or Competitive Local Exchange Carrier	Level of 911 Service			Monthly Surcharge Amount Approved by Jurisdiction	County in Which PSAP Resides	Entity LEC Remitted Surcharge Revenue to	Total Annual Remittances	Annual Revenue Remitted to County
		Basic 911	ANI/ALI	E911					

Dubois	Windstream			X	\$1.00	Johnson-Pawnee	Pawnee County	\$1,269.00	
Dubois	NT&T			X	\$0.60	Johnson-Pawnee	Pawnee County	\$133.40	
Elk Creek	Windstream			X	\$1.00	Johnson-Pawnee	Johnson County	\$535.50	
Elk Creek	NT&T			X	\$1.00	Johnson-Pawnee	Johnson County	\$164.00	
Humboldt	NT&T			X	\$1.00	Johnson-Pawnee	Johnson County	\$849.00	
Pawnee City	NT&T/Windstream			X	\$1.00	Johnson-Pawnee	Pawnee County	\$39.00	
Pawnee City	Windstream			X	\$1.00	Johnson-Pawnee	Pawnee County	\$6,475.00	
Pawnee City	NT&T			X	\$0.60	Johnson-Pawnee	Pawnee County	\$614.40	
Pawnee County	Time Warner Cable Information Services (Nebraska) LLC			X	\$1.00	Johnson-Pawnee	Pawnee County	\$109.58	
Steinauer	NT&T/Windstream			X	\$1.00	Johnson-Pawnee	Pawnee County	\$1.00	
Steinauer	Windstream			X	\$1.00	Johnson-Pawnee	Pawnee County	\$1,017.00	
Steinauer	NT&T			X	\$0.60	Johnson-Pawnee	Pawnee County	\$104.00	
Sterling	NT&T/Windstream			X	\$1.00	Johnson-Pawnee	Johnson County	\$19.00	
Sterling	Windstream			X	\$1.00	Johnson-Pawnee	Johnson County	\$4,373.00	
Sterling	NT&T			X	\$1.00	Johnson-Pawnee	Johnson County	\$495.00	
Table Rock	NT&T/Windstream			X	\$1.00	Johnson-Pawnee	Pawnee County	\$12.00	
Table Rock	Windstream			X	\$1.00	Johnson-Pawnee	Pawnee County	\$1,512.50	
Table Rock	NT&T			X	\$0.60	Johnson-Pawnee	Pawnee County	\$251.00	
Tecumseh	NT&T/Windstream			X	\$1.00	Johnson-Pawnee	Johnson County	\$52.00	
Tecumseh	Windstream			X	\$1.00	Johnson-Pawnee	Johnson County	\$9,178.50	
Tecumseh	NT&T			X	\$1.00	Johnson-Pawnee	Johnson County	\$1,187.00	
Axtell	Allo Communications			X	\$1.00	Kearney	Kearney County	\$28.06	\$28,656.09

Name of Exchange	Incumbent or Competitive Local Exchange Carrier	Level of 911 Service			Monthly Surcharge Amount Approved by Jurisdiction	County in Which PSAP Resides	Entity LEC Remitted Surcharge Revenue to	Total Annual Remittances	Annual Revenue Remitted to County
		Basic 911	ANI/ALI	E911					

Axtell	AT&T-C of the Midwest, Inc.			X	\$1.00	Kearney	Kearney County	\$6.50		
Axtell	McLeodUSA			X	\$1.00	Kearney	Kearney County	\$72.00		
Axtell	Qwest			X	\$1.00	Kearney	Kearney County	\$3,407.03		
Axtell	NT&T			X	\$1.00	Kearney	Kearney County	\$1,245.00		
Heartwell	Citizens Telecommunications Company of Nebraska			X	\$1.00	Kearney	Kearney County	\$914.00		
Heartwell	Pinpoint Communications, Inc.			X	\$1.00	Kearney	Kearney County	\$10.00		
Minden	Allo Communications			X	\$1.00	Kearney	Kearney County	\$713.36		
Minden	AT&T-C of the Midwest, Inc.			X	\$1.00	Kearney	Kearney County	\$23.45		
Minden	First Communications, LLC			X	\$1.00	Kearney	Kearney County	\$9.00		
Minden	Ionex			X	\$1.00	Kearney	Kearney County	\$48.00		
Minden	McLeodUSA			X	\$1.00	Kearney	Kearney County	\$125.00		
Minden	Pinpoint Communications, Inc.			X	\$1.00	Kearney	Kearney County	\$206.00		
Minden	Qwest			X	\$1.00	Kearney	Kearney County	\$13,007.69		
Minden	NT&T			X	\$1.00	Kearney	Kearney County	\$5,168.00		
Mindon	Comtel Telecom Assets LP			X	\$1.00	Kearney	Kearney County	\$34.00		
Ragan	Great Plains Communications			X	\$1.00	Kearney	Kearney County	\$690.00		
Wilcox	Great Plains Communications			X	\$1.00	Kearney	Kearney County	\$2,949.00		
Arthur	Consolidated Telephone Company			X	\$0.60	Keith	Arthur County Treasurer	\$1,693.20		\$81,110.81
Ashby	Consolidated Telephone Company			X	\$1.00	Keith	Grant County Treasurer	\$901.00		
Bid Springs	Comtel Telecom Assets LP			X	\$0.50	Keith	Keith County	\$6.50		
Big Springs	Allo Communications			X	\$1.00	Keith	Keith County	\$212.92		
Big Springs	AT&T-C of the Midwest, Inc.			X	\$1.00	Keith	Keith County	\$32.50		
Big Springs	NT&T			X	\$1.00	Keith	Keith County	\$899.00		
Bingham	Consolidated Telephone Company			X	\$1.00	Keith	Grant County Treasurer	\$517.53		
Brule	Applied Communications Technology			X	\$1.00	Keith	Keith County	\$39.47		
Brule	ATC Commincations			X	\$1.00	Keith	Keith County	\$3,713.38		
Hyannis	Consolidated Telephone Company			X	\$1.00	Keith	Grant County Treasurer	\$4,283.08		
Keystone	Keystone-Arthur			X	\$1.00	Keith	Keith County	\$2,505.40		
Lemoyne	Keystone-Arthur			X	\$1.00	Keith	Keith County	\$3,647.00		
Lewellen	Embarq			X	\$1.00	Keith	Keith County	\$137.00		
Mullen	Consolidated Telephone Company			X	\$1.00	Keith	Hooker County Treasurer	\$6,489.04		

Name of Exchange	Incumbent or Competitive Local Exchange Carrier	Level of 911 Service			Monthly Surcharge Amount Approved by Jurisdiction	County in Which PSAP Resides	Entity LEC Remitted Surcharge Revenue to	Total Annual Remittances	Annual Revenue Remitted to County
		Basic 911	ANI/ALI	E911					

Ogallala	Allo Communications			X	\$1.00	Keith	Keith County	\$5,225.93	
Ogallala	AT&T-C of the Midwest, Inc.			X	\$1.00	Keith	Keith County	\$54.75	
Ogallala	First Communications, LLC			X	\$1.00	Keith	Keith County	\$33.00	
Ogallala	Ionex			X	\$1.00	Keith	Keith County	\$156.00	
Ogallala	McLeodUSA			X	\$1.00	Keith	Keith County	\$187.00	
Ogallala	Mobius Communications Company			X	\$1.00	Keith	Keith County	\$0.00	
Ogallala	OrbitCom			X	\$1.00	Keith	Keith County	\$591.00	
Ogallala	Pinpoint Communications, Inc.			X	\$1.00	Keith	Keith County	\$3.00	
Ogallala	Qwest			X	\$1.00	Keith	Keith County	\$29,111.65	
Ogallala	NT&T			X	\$1.00	Keith	Keith County	\$5,574.00	
Paxton	Consolidated Telco, Inc			X	\$1.00	Keith	Keith County Treasurer	\$5,884.73	
Paxton	NT&T			X	\$1.00	Keith	Keith County	\$92.00	
So Big Springs	Comtel Telcom Assets LP			X	\$1.00	Keith	Keith County	\$24.00	
Stapleton	Great Plains Communications			X	\$1.00	Keith	Keith County	\$4,443.00	
Tryon	Great Plains Communications			X	\$1.00	Keith	Keith County	\$3,246.00	
Whitman	Consolidated Telephone Company			X	\$1.00	Keith	Grant County Treasurer	\$1,407.73	
Bushnell	Dalton Telephone Co.			X	\$1.00	Kimball	Kimball County	\$2,139.00	\$3,966.00
Dix	Dalton Telephone Co.			X	\$1.00	Kimball	Kimball County	\$1,827.00	
Bloomfield Knox	Great Plains Communications			X	\$1.00	Knox	Knox County	\$13,994.00	
Center	Great Plains Communications			X	\$1.00	Knox	Knox County	\$1,705.00	
Creighton	Great Plains Communications			X	\$1.00	Knox	Knox County	\$11,498.00	
Crofton Knox	Great Plains Communications			X	\$1.00	Knox	Knox County	\$8,687.00	
Niobrara	Great Plains Communications			X	\$1.00	Knox	Knox County	\$7,112.00	
Verdel	Three River Telco			X	\$1.00	Knox	Knox County Treasurer	\$1,488.00	\$59,179.00
Verdigre	Great Plains Communications			X	\$1.00	Knox	Knox County	\$5,893.00	
Walnut	Great Plains Communications			X	\$1.00	Knox	Knox County	\$735.00	
Wausa (Knox Co)	Great Plains Communications			X	\$1.00	Knox	Knox County	\$6,640.00	
Winnetoon	Great Plains Communications			X	\$1.00	Knox	Knox County	\$1,427.00	
Bennet	Guaranteed Phone Service/Windstream			X	\$1.00	Lancaster	Lancaster County	\$12.00	\$1,292,538.15
Bennet	NT&T/Windstream			X	\$1.00	Lancaster	Lancaster County	\$8.00	
Bennet	Windstream			X	\$1.00	Lancaster	Lancaster County	\$7,462.00	
Bennet	NT&T			X	\$1.00	Lancaster	Lancaster County	\$772.00	
Cortland	NT&T/Windstream			X	\$1.00	Lancaster	Lancaster County	\$23.00	

Name of Exchange	Incumbent or Competitive Local Exchange Carrier	Level of 911 Service			Monthly Surcharge Amount Approved by Jurisdiction	County in Which PSAP Resides	Entity LEC Remitted Surcharge Revenue to	Total Annual Remittances	Annual Revenue Remitted to County
		Basic 911	ANI/ALI	E911					

Cortland	Windstream			X	\$1.00	Lancaster	Lancaster County	\$244.00
Davey	Windstream			X	\$1.00	Lancaster	Lancaster County	\$4,463.00
Davey	NT&T			X	\$1.00	Lancaster	Lancaster County	\$156.00
Denton	NT&T/Windstream			X	\$1.00	Lancaster	Lancaster County	\$24.00
Denton	Windstream			X	\$1.00	Lancaster	Lancaster County	\$5,428.00
Denton	NT&T			X	\$1.00	Lancaster	Lancaster County	\$360.00
Eagle	NT&T/Windstream			X	\$1.00	Lancaster	Lancaster County	\$6.00
Eagle	Windstream			X	\$1.00	Lancaster	Lancaster County	\$7,596.00
Emerald	NT&T			X	\$1.00	Lancaster	Lancaster County	\$24.00
Firth	NT&T/Windstream			X	\$1.00	Lancaster	Lancaster County	\$5.00
Firth	Windstream			X	\$1.00	Lancaster	Lancaster County	\$3,316.50
Firth	NT&T			X	\$1.00	Lancaster	Lancaster County	\$602.00
Greenwood	Windstream			X	\$1.00	Lancaster	Lancaster County	\$121.00
Hallam	NT&T/Windstream			X	\$1.00	Lancaster	Lancaster County	\$2.00
Hallam	Windstream			X	\$1.00	Lancaster	Lancaster County	\$1,860.00
Hallam	NT&T			X	\$1.00	Lancaster	Lancaster County	\$196.00
Hickman	NT&T/Windstream			X	\$1.00	Lancaster	Lancaster County	\$11.00
Hickman	Windstream			X	\$1.00	Lancaster	Lancaster County	\$9,897.00
Hickman	NT&T			X	\$1.00	Lancaster	Lancaster County	\$606.00
Lincoln	Comtel Telcom Assets LP			X	\$1.00	Lancaster	Lancaster County	\$557.00
Lincoln	Fast Phones/ Windstream			X	\$1.00	Lancaster	Lancaster County	\$59.00
Lincoln	Guaranteed Phone Service/Windstream			X	\$1.00	Lancaster	Lancaster County	\$61.00
Lincoln	Level 3 Communications LLC			X	\$1.00	Lancaster	Lancaster County	\$210.00
Lincoln	Level 3 Communications LLC			X	\$1.00	Lancaster	Lancaster County	\$18,037.00
Lincoln	NT&T/Windstream			X	\$1.00	Lancaster	Lancaster County	\$9,342.00
Lincoln	Windstream			X	\$1.00	Lancaster	Lancaster County	\$989,688.00
Lincoln	NT&T			X	\$1.00	Lancaster	Lancaster County	\$40,253.00
Lincoln R/C 402-261 402-805	Time Warner Cable Information Services (Nebraska) LLC			X	\$1.00	Lancaster	Lancaster County	\$151,054.90
Malcolm	NT&T/Windstream			X	\$1.00	Lancaster	Lancaster County	\$4.00
Malcolm	Windstream			X	\$1.00	Lancaster	Lancaster County	\$6,273.00
Malcolm	NT&T			X	\$1.00	Lancaster	Lancaster County	\$232.00
Martell	NT&T/Windstream			X	\$1.00	Lancaster	Lancaster County	\$6.00
Martell	Windstream			X	\$1.00	Lancaster	Lancaster County	\$3,851.00
Martell	NT&T			X	\$1.00	Lancaster	Lancaster County	\$316.00

Name of Exchange	Incumbent or Competitive Local Exchange Carrier	Level of 911 Service			Monthly Surcharge Amount Approved by Jurisdiction	County in Which PSAP Resides	Entity LEC Remitted Surcharge Revenue to	Total Annual Remittances	Annual Revenue Remitted to County
		Basic 911	ANI/ALI	E911					

Panama	NT&T/Windstream			X	\$1.00	Lancaster	Lancaster County	\$1.00	\$184,346.36
Panama	Windstream			X	\$1.00	Lancaster	Lancaster County	\$2,780.00	
Panama	NT&T			X	\$1.00	Lancaster	Lancaster County	\$151.00	
Pleasant Dale	NT&T/Windstream			X	\$1.00	Lancaster	Lancaster County	\$17.00	
Pleasant Dale	Windstream			X	\$1.00	Lancaster	Lancaster County	\$1,568.50	
Pleasant Dale	NT&T			X	\$1.00	Lancaster	Lancaster County	\$386.00	
Raymond	NT&T/Windstream			X	\$1.00	Lancaster	Lancaster County	\$13.00	
Raymond	Windstream			X	\$1.00	Lancaster	Lancaster County	\$5,203.00	
Raymond	NT&T			X	\$1.00	Lancaster	Lancaster County	\$527.00	
Valparaiso	Fast Phones/ Windstream			X	\$1.00	Lancaster	Lancaster County	\$4.00	
Valparaiso	NT&T/Windstream			X	\$1.00	Lancaster	Lancaster County	\$10.00	
Valparaiso	Windstream			X	\$1.00	Lancaster	Lancaster County	\$4,586.00	
Valparaiso	NT&T			X	\$1.00	Lancaster	Lancaster County	\$572.00	
Waverly	NT&T/Windstream			X	\$1.00	Lancaster	Lancaster County	\$301.00	
Waverly	Windstream			X	\$1.00	Lancaster	Lancaster County	\$11,899.25	
Waverly	NT&T			X	\$1.00	Lancaster	Lancaster County	\$1,381.00	
Brady	Consolidated Telecom, Inc.			X	\$1.00	Lincoln	North Platte	\$5,257.02	
Dawson	Comtel Telecom Assets LP			X	\$1.00	Lincoln	Gothenburg PD	\$39.00	
Gothenburg	Allo Communications			X	\$1.00	Lincoln	Gothenburg PD	\$808.51	
Gothenburg	McLeodUSA			X	\$1.00	Lincoln	Gothenburg PD	\$212.00	
Gothenburg	Qwest			x	\$1.00	Lincoln	Gothenburg PD	\$12,785.41	
Hershey	Hershey Cooperative Telephone Co.			X	\$1.00	Lincoln	North Platte	\$8,342.84	
Maxwell	Consolidated Telecom, Inc.			X	\$1.00	Lincoln	North Platte	\$3,531.25	
North Platte	1-800-Reconex			X	\$1.00	Lincoln	North Platte	\$923.00	
North Platte	Allo Communications			X	\$1.00	Lincoln	North Platte	\$3,214.28	
North Platte	AT&T-C of the Midwest, Inc.			X	\$1.00	Lincoln	North Platte	\$1,012.50	
North Platte	Budget Prepay			X	\$1.00	Lincoln	North Platte	\$4.00	
North Platte	Bullseye			X	\$1.00	Lincoln	North Platte	\$106.00	
North Platte	First Communications, LLC			X	\$1.00	Lincoln	Lincoln County	\$357.00	
North Platte	Ionex			X	\$1.00	Lincoln	North Platte	\$284.00	
North Platte	Matrix			X	\$1.00	Lincoln	North Platte	\$3.00	
North Platte	McLeodUSA			X	\$1.00	Lincoln	North Platte	\$1,001.00	
North Platte	OrbitCom			X	\$1.00	Lincoln	North Platte	\$586.00	
North Platte	Pinpoint Communications, Inc.			X	\$1.00	Lincoln	North Platte	\$10.00	
North Platte	Qwest			x	\$1.00	Lincoln	North Platte	\$115,199.03	

Name of Exchange	Incumbent or Competitive Local Exchange Carrier	Level of 911 Service			Monthly Surcharge Amount Approved by Jurisdiction	County in Which PSAP Resides	Entity LEC Remitted Surcharge Revenue to	Total Annual Remittances	Annual Revenue Remitted to County
		Basic 911	ANI/ALI	E911					

North Platte	Time Warner Cable Information Services (Nebraska) LLC			X	\$1.00	Lincoln	North Platte	\$553.70	\$177,930.76
North Platte	NT&T			X	\$1.00	Lincoln	North Platte	\$17,506.00	
Stapleton	NT&T			X	\$1.00	Lincoln	North Platte	\$24.00	
Sutherland	Great Plains Communications			X	\$1.00	Lincoln	North Platte	\$8,861.00	
Wallace	Consolidated Telco, Inc			X	\$1.00	Lincoln	North Platte	\$3,725.82	
Battle Creek	Citizens Telecommunications Company of Nebraska			X	\$1.00	Madison	Madison County	\$8,748.00	
Battle Creek	NT&T			X	\$1.00	Madison	Madison County	\$132.00	
Madison	1-800-Reconex			X	\$1.00	Madison	Madison County	\$15.00	
Madison	AT&T-C of the Midwest, Inc.			X	\$1.00	Madison	Madison County	\$1.95	
Madison	Citizens Telecommunications Company of Nebraska			X	\$1.00	Madison	Madison County	\$12,213.00	
Madison	Level 3 Communications LLC			X	\$1.00	Madison	Madison County	\$117.00	
Madison	McLeodUSA			X	\$1.00	Madison	Madison County	\$41.00	
Madison	NT&T			X	\$1.00	Madison	Madison County	\$331.00	
Meadow Grove	Eastern Nebraska Telephone Co.			X	\$1.00	Madison	Madison County	\$3,316.00	
Norfolk	1-800-Reconex			X	\$1.00	Madison	Norfolk PD	\$1,860.00	
Norfolk	AT&T-C of the Midwest, Inc.			X	\$1.00	Madison	Madison County	\$118.00	
Norfolk	Bullseye			X	\$1.00	Madison	Norfolk PD	\$26.00	
Norfolk	Comtel Telcom Assets LP			X	\$1.00	Madison	Norfolk PD	\$475.00	
Norfolk	Comtel Telcom Assets LP			X	\$1.00	Madison	Norfolk PD	\$24.00	
Norfolk	First Communications, LLC			X	\$1.00	Madison	Madison County	\$56.00	
Norfolk	First Communications, LLC			X	\$1.00	Madison	Norfolk	\$226.00	
Norfolk	Ionex			X	\$1.00	Madison	Norfolk PD	\$482.00	
Norfolk	Level 3 Communications LLC			X	\$1.00	Madison	Norfolk PD	\$2,616.00	
Norfolk	McLeodUSA			X	\$1.00	Madison	Norfolk PD	\$1,577.00	
Norfolk	OrbitCom			X	\$1.00	Madison	Madison County	\$5,270.00	
Norfolk	Qwest			x	\$1.00	Madison	Norfolk PD	\$95,981.46	
Norfolk	NT&T			X	\$1.00	Madison	Norfolk PD	\$21,688.00	
Pilger	AT&T-C of the Midwest, Inc.			X	\$1.00	Madison	Norfolk PD	\$80.15	
Pilger	McLeodUSA			X	\$1.00	Madison	Norfolk PD	\$104.00	
Pilger	Qwest			X	\$1.00	Madison	Norfolk PD	\$8,017.30	
Pilger	NT&T			X	\$1.00	Madison	Norfolk PD	\$1,155.00	
Stanton	NT&T			X	\$1.00	Madison	Norfolk PD	\$51.00	

Name of Exchange	Incumbent or Competitive Local Exchange Carrier	Level of 911 Service			Monthly Surcharge Amount Approved by Jurisdiction	County in Which PSAP Resides	Entity LEC Remitted Surcharge Revenue to	Total Annual Remittances	Annual Revenue Remitted to County
		Basic 911	ANI/ALI	E911					

Stanton	Stanton Telecom, Inc.			X	\$1.00	Madison	Norfolk PD	\$13,205.00	
Tilden	AT&T-C of the Midwest, Inc.			X	\$1.00	Madison	Madison County	\$3.90	
Tilden	NT&T			X	\$1.00	Madison	Madison County	\$64.00	
Archer	Great Plains Communications			X	\$1.00	Merrick	Merrick County	\$647.00	
Archer	McLeodUSA			X	\$1.00	Merrick	Merrick County	\$10.00	
Archer	NT&T			X	\$1.00	Merrick	Merrick County	\$48.00	
Central City	1-800-Reconex			X	\$0.50	Merrick	Merrick County	\$6.50	
Central City	Allo Communications			X	\$1.00	Merrick	Merrick County	\$200.44	
Central City	AT&T-C of the Midwest, Inc.			X	\$0.50	Merrick	Merrick County	\$46.90	
Central City	Comtel Telecom Assets LP			X	\$1.00	Merrick	Merrick County	\$22.00	
Central City	First Communications, LLC			X	\$0.50	Merrick	Merrick County	\$8.00	
Central City	Ionex			X	\$1.00	Merrick	Merrick County	\$58.00	
Central City	Level 3 Communications LLC			X	\$1.00	Merrick	Merrick County	\$255.00	
Central City	McLeodUSA			X	\$1.00	Merrick	Merrick County	\$321.00	
Central City	Qwest			X	\$1.00	Merrick	Merrick County	\$14,747.55	
Central City	NT&T			X	\$1.00	Merrick	Merrick County	\$5,346.00	
Chapman	Great Plains Communications			X	\$1.00	Merrick	Merrick County	\$2,596.50	
Clarks	Clarks Telecom			X	.50 Jan 1.00 Feb- Dec	Merrick	Merrick County	\$5,741.14	
Palmer	Citizens Telecommunications Company of Nebraska			X	\$1.00 as of 1/07 previous \$.50	Merrick	Merrick County	\$4,786.00	
Palmer	NT&T			X	\$1.00	Merrick	Merrick County	\$200.00	
Silver Creek	Allo Communications			X	\$1.00	Merrick	Merrick County	\$72.00	
Silver Creek	McLeodUSA			X	\$1.00	Merrick	Merrick County	\$3.00	
Silver Creek	Qwest			X	\$1.00	Merrick	Merrick County	\$2,883.66	
Silver Creek	NT&T			X	\$1.00	Merrick	Merrick County	\$1,082.00	
Red Cloud	Great Plains Communications	X			\$1.00	MidRivers	MidRivers 911	\$12,196.00	\$12,196.00
Bayard	NT&T	X			\$1.00	Morrill	Morrill County	\$48.00	\$4,720.66
Bridgeport	Allo Communications	X			\$1.00	Morrill	Morrill County	\$609.66	
Bridgeport	Comtel Telecom Assets LP	X			\$1.00	Morrill	Morrill County	\$34.00	
Bridgeport	Ionex	X			\$1.00	Morrill	Morrill County	\$48.00	
Bridgeport	McLeodUSA	X			\$1.00	Morrill	Morrill County	\$30.00	
Bridgeport	Mobius Communications Company	X			\$1.00	Morrill	Morrill County	\$12.00	
Bridgeport	OrbitCom	X			\$1.00	Morrill	Morrill County	\$606.00	

Name of Exchange	Incumbent or Competitive Local Exchange Carrier	Level of 911 Service			Monthly Surcharge Amount Approved by Jurisdiction	County in Which PSAP Resides	Entity LEC Remitted Surcharge Revenue to	Total Annual Remittances	Annual Revenue Remitted to County
		Basic 911	ANI/ALI	E911					

Bridgeport	NT&T	X			\$1.00	Morrill	Morrill County	\$3,321.00	
Broadwater	NT&T	X			\$1.00	Morrill	Morrill County	\$12.00	
Belgrade	Great Plains Communications			X	\$1.00	Nance	Nance County	\$1,419.00	\$3,283.47
David City	Ionex			X	\$1.00	Nance	Nance County	\$12.00	
Fullerton	Allo Communications			X	\$1.00	Nance	Nance County	\$124.07	
Fullerton	AT&T-C of the Midwest, Inc.			X	\$1.00	Nance	Nance County	\$56.40	
Fullerton	Comtel Telcom Assets LP			X	\$1.00	Nance	Nance County	\$12.00	
Fullerton	Level 3 Communications LLC			X	\$1.00	Nance	Nance County	\$198.00	
Fullerton	McLeodUSA			X	\$1.00	Nance	Nance County	\$21.00	
Fullerton	Bullseye			X	\$1.00	Nance	Nance County	\$13.00	
Fullerton	NT&T			X	\$0.50	Nance	Nance County	\$1,418.00	
Genoa	McLeodUSA			X	\$1.00	Nance	Nance County	\$10.00	
Auburn	NT&T/Windstream			X	\$0.50	Nemaha	Nemaha County	\$42.50	
Auburn	Windstream			X	\$0.50	Nemaha	Nemaha County	\$12,045.00	
Auburn	NT&T			X	\$0.50	Nemaha	Nemaha County	\$978.00	
Brock	Windstream			X	\$0.50	Nemaha	Nemaha County	\$673.50	
Brock	NT&T			X	\$0.50	Nemaha	Nemaha County	\$108.50	
Brownville	NT&T/Windstream			X	\$0.50	Nemaha	Nemaha County	\$2.00	
Brownville	Windstream			X	\$0.50	Nemaha	Nemaha County	\$1,037.00	
Brownville	NT&T			X	\$0.50	Nemaha	Nemaha County	\$132.50	
Dubois	Windstream			X	\$0.50	Nemaha	Nemaha County	\$46.00	
Johnson	NT&T/Windstream			X	\$0.50	Nemaha	Nemaha County	\$9.00	
Johnson	Windstream			X	\$0.50	Nemaha	Nemaha County	\$3,330.00	
Johnson	NT&T			X	\$0.50	Nemaha	Nemaha County	\$276.00	
Julian	Windstream			X	\$0.50	Nemaha	Nemaha County	\$794.00	
Julian	NT&T			X	\$0.50	Nemaha	Nemaha County	\$9.50	
Nemaha	NT&T/Windstream			X	\$0.50	Nemaha	Nemaha County	\$0.50	
Nemaha	Time Warner Cable Information Services (Nebraska) LLC			X	\$0.50	Nemaha	Nemaha County	\$2,053.05	
Nemaha	Windstream			X	\$0.50	Nemaha	Nemaha County	\$1,232.00	
Nemaha	NT&T			X	\$0.50	Nemaha	Nemaha County	\$78.50	
Peru	Guaranteed Phone Service/Windstream			X	\$0.50	Nemaha	Nemaha County	\$1.50	
Peru	NT&T/Windstream			X	\$0.50	Nemaha	Nemaha County	\$2.50	
Peru	Windstream			X	\$0.50	Nemaha	Nemaha County	\$2,795.00	
Peru	NT&T			X	\$0.50	Nemaha	Nemaha County	\$106.50	

Name of Exchange	Incumbent or Competitive Local Exchange Carrier	Level of 911 Service			Monthly Surcharge Amount Approved by Jurisdiction	County in Which PSAP Resides	Entity LEC Remitted Surcharge Revenue to	Total Annual Remittances	Annual Revenue Remitted to County
		Basic 911	ANI/ALI	E911					

Guide Rock	NT&T			X	\$0.50	Nuckolls	Nuckolls County	\$198.50	\$22,545.00
Hardy	Guaranteed Phone Service/Windstream			X	\$1.00	Nuckolls	Nuckolls County	\$8.00	
Hardy	Windstream			X	\$1.00	Nuckolls	Nuckolls County	\$1,473.00	
Hardy	NT&T			X	\$0.50	Nuckolls	Nuckolls County	\$112.50	
Nelson	NT&T/Windstream			X	\$1.00	Nuckolls	Nuckolls County	\$54.00	
Nelson	Windstream			X	\$1.00	Nuckolls	Nuckolls County	\$4,523.00	
Nelson	NT&T			X	\$0.50	Nuckolls	Nuckolls County	\$480.50	
Ruskin	Windstream			X	\$1.00	Nuckolls	Nuckolls County	\$671.50	
Ruskin	NT&T			X	\$0.50	Nuckolls	Nuckolls County	\$99.50	
Superior	NT&T/Windstream			X	\$1.00	Nuckolls	Nuckolls County	\$88.00	
Superior	Windstream			X	\$1.00	Nuckolls	Nuckolls County	\$13,955.00	
Superior	NT&T			X	\$0.50	Nuckolls	Nuckolls County	\$881.50	
Burr	NT&T			X	\$1.00	Otoe	Otoe County	\$107.00	
Cook	Windstream			X	\$1.00	Otoe	Otoe County	\$60.00	
Douglas	NT&T/Windstream			X	\$1.00	Otoe	Otoe County	\$6.00	
Douglas	Windstream			X	\$1.00	Otoe	Otoe County	\$1,965.00	
Douglas	NT&T			X	\$1.00	Otoe	Otoe County	\$264.00	
Dunbar	NT&T/Windstream			X	\$1.00	Otoe	Otoe County	\$9.00	
Dunbar	Windstream			X	\$1.00	Otoe	Otoe County	\$2,469.00	
Dunbar	NT&T			X	\$1.00	Otoe	Otoe County	\$190.00	
Nebr City	Guaranteed Phone Service/Windstream			X	\$1.00	Otoe	Otoe County	\$6.00	
Nebr City	NT&T/Windstream			X	\$1.00	Otoe	Otoe County	\$101.00	
Nebr City	Windstream			X	\$1.00	Otoe	Otoe County	\$40,496.00	
Nebraska City	Level 3 Communications LLC			X	\$1.00	Otoe	Otoe County	\$214.00	
Nebraska City	NT&T			X	\$1.00	Otoe	Otoe County	\$1,907.00	
Otoe	Guaranteed Phone Service/Windstream			X	\$1.00	Otoe	Otoe County	\$8.00	
Otoe	NT&T/Windstream			X	\$1.00	Otoe	Otoe County	\$4.00	
Otoe	Time Warner Cable Information Services (Nebraska) LLC			X	\$1.00	Otoe	Otoe County	\$3,082.89	
Otoe	Windstream			X	\$1.00	Otoe	Otoe County	\$1,050.00	
Otoe	NT&T			X	\$1.00	Otoe	Otoe County	\$211.00	
Palmyra	Fast Phones/ Windstream			X	\$1.00	Otoe	Otoe County	\$9.00	
Palmyra	NT&T/Windstream			X	\$1.00	Otoe	Otoe County	\$8.00	
Palmyra	Windstream			X	\$1.00	Otoe	Otoe County	\$5,284.00	
Palmyra	NT&T			X	\$1.00	Otoe	Otoe County	\$413.00	

Name of Exchange	Incumbent or Competitive Local Exchange Carrier	Level of 911 Service			Monthly Surcharge Amount Approved by Jurisdiction	County in Which PSAP Resides	Entity LEC Remitted Surcharge Revenue to	Total Annual Remittances	Annual Revenue Remitted to County
		Basic 911	ANI/ALI	E911					

Syracuse	Guaranteed Phone Service/Windstream			X	\$1.00	Otoe	Otoe County	\$6.00	
Syracuse	NT&T/Windstream			X	\$1.00	Otoe	Otoe County	\$167.00	
Syracuse	Windstream			X	\$1.00	Otoe	Otoe County	\$10,306.25	
Syracuse	NT&T			X	\$1.00	Otoe	Otoe County	\$1,178.00	
Talmage	NT&T/Windstream			X	\$1.00	Otoe	Otoe County	\$7.00	
Talmage	Windstream			X	\$1.00	Otoe	Otoe County	\$1,406.50	
Talmage	NT&T			X	\$1.00	Otoe	Otoe County	\$203.00	
Unadilla	NT&T/Windstream			X	\$1.00	Otoe	Otoe County	\$1.00	
Unadilla	Windstream			X	\$1.00	Otoe	Otoe County	\$2,003.00	
Unadilla	NT&T			X	\$1.00	Otoe	Otoe County	\$277.00	
Humboldt	NT&T/Windstream			X	\$0.50	Pawnee	City of Humboldt	\$16.00	\$7,422.00
Humboldt	Windstream			X	\$0.50	Pawnee	City of Humboldt	\$7,406.00	
Elsie	Elsie Communications, Inc.			X	\$1.00	Perkins	Perkins County	\$2,287.00	
Grant	AT&T-C of the Midwest, Inc.			X	\$1.00	Perkins	Perkins County	\$16.30	
Grant	Great Plains Communications			X	\$1.00	Perkins	Perkins County	\$12,056.00	
Loomis	ATC Commincations			X	\$1.00	Perkins	Perkins County	\$3,502.76	\$22,446.71
Madrid	Consolidated Telco, Inc			X	\$1.00	Perkins	Perkins County	\$2,710.65	
Venango & West Venango, CO	Great Plains Communications			X	\$1.00	Perkins	Perkins County	\$1,874.00	
Osmond	Eastern Nebraska Telephone Co.	X			\$1.00	Pierce	City of Osmond	\$6,711.00	\$13,553.15
Plainview	Plainview	X			\$0.50	Pierce	City of Plainview	\$6,842.15	
Columbus	Guaranteed Phone Service			X	\$1.00	Platte	Columbus PD/Platte	\$21.00	\$203,103.57
Columbus	Ionex			X	\$1.00	Platte	City of Columbus	\$11.00	
Columbus	Level 3 Communications LLC			X	\$0.50	Platte	Platte County	\$63.00	
Columbus	McLeodUSA			X	\$1.00	Platte	Columbus PD/Platte	\$10.00	
Columbus	Time Warner Cable Information Services (Nebraska) LLC			X	\$1.00	Platte	Columbus PD/Platte	\$12,966.98	
Columbus	Citizens Telecommunications Company of Nebraska			X	\$1.00	Platte	Columbus PD/Platte	\$150,945.00	
Columbus	NT&T			X	\$1.00	Platte	Columbus PD/Platte	\$6,209.00	
Creston	AT&T-C of the Midwest, Inc.			X	\$1.00	Platte	Columbus PD/Platte	\$4.55	
Creston	Comtel Telcom Assets LP			X	\$0.50	Platte	Columbus PD/Platte	\$1.00	
Creston	McLeodUSA			X	\$1.00	Platte	Columbus PD/Platte	\$23.00	
Creston	NT&T			X	\$1.00	Platte	Columbus PD/Platte	\$839.00	
Creston/Humphrey	Qwest			X	\$1.00	Platte	Columbus PD/Platte	\$6,887.09	

Name of Exchange	Incumbent or Competitive Local Exchange Carrier	Level of 911 Service			Monthly Surcharge Amount Approved by Jurisdiction	County in Which PSAP Resides	Entity LEC Remitted Surcharge Revenue to	Total Annual Remittances	Annual Revenue Remitted to County
		Basic 911	ANI/ALI	E911					

Duncan	Citizens Telecommunications Company of Nebraska			X	\$1.00	Platte	Columbus PD/Platte	\$4,056.50	\$25,304.00	
Genoa	NT&T			X	\$1.00	Platte	Columbus PD/Platte	\$150.00		
Humphrey	AT&T-C of the Midwest, Inc.			X	\$1.00	Platte	Columbus PD/Platte	\$46.95		
Humphrey	Comtel Telecom Assets LP			X	\$0.50	Platte	Columbus PD/Platte	\$5.00		
Humphrey	McLeodUSA			X	\$1.00	Platte	Columbus PD/Platte	\$123.00		
Humphrey	NT&T			X	\$1.00	Platte	Columbus PD/Platte	\$2,960.00		
Humphrey/Creston	Comtel Telecom Assets LP			X	\$1.00	Platte	Columbus PD/Platte	\$28.00		
Leigh	NT&T			X	\$1.00	Platte	Columbus PD/Platte	\$72.00		
Lindsay	Citizens Telecommunications Company of Nebraska			X	\$1.00	Platte	Columbus PD/Platte	\$6,528.00		
Lindsay	NT&T			X	\$1.00	Platte	Columbus PD/Platte	\$266.00		
Monroe	Citizens Telecommunications Company of Nebraska			X	\$1.00	Platte	Columbus PD/Platte	\$3,880.00		
Monroe	NT&T			X	\$1.00	Platte	Columbus PD/Platte	\$17.00		
Newman Grove	NT&T			X	\$1.00	Platte	Columbus PD/Platte	\$25.00		
Platte Center	Citizens Telecommunications Company of Nebraska			X	\$1.00	Platte	Columbus PD/Platte	\$6,769.50		
Platte Center	NT&T			X	\$1.00	Platte	Columbus PD/Platte	\$184.00		
St Edward	NT&T			X	\$1.00	Platte	Columbus PD/Platte	\$12.00		
Osceola	NT&T/Windstream			X	\$1.00	Polk	Polk County	\$68.00		
Osceola	Windstream			X	\$1.00	Polk	Polk County	\$7,210.00		
Osceola	NT&T			X	\$0.50	Polk	Polk County	\$430.50		
Polk	NT&T/Windstream			X	\$1.00	Polk	Polk County	\$30.00		
Polk	Windstream			X	\$1.00	Polk	Polk County	\$3,218.00		
Polk	NT&T			X	\$0.50	Polk	Polk County	\$214.00		
Shelby	Guaranteed Phone Service/Windstream			X	\$1.00	Polk	Polk County	\$2.00		
Shelby	NT&T/Windstream			X	\$1.00	Polk	Polk County	\$21.00		
Shelby	Windstream			X	\$1.00	Polk	Polk County	\$5,034.00		
Shelby	NT&T			X	\$0.50	Polk	Polk County	\$270.50		
Stromsburg	NT&T/Windstream			X	\$1.00	Polk	Polk County	\$32.00		
Stromsburg	Windstream			X	\$1.00	Polk	Polk County	\$8,276.00		
Stromsburg	NT&T			X	\$0.50	Polk	Polk County	\$498.00		
Bartley	Cambridge Telephone Co			X	\$1.00	Red Willow	McCook PD	\$2,250.00		\$66,339.29
Danbury	Hartman Telephone Exchange Inc.			X	\$1.00	Red Willow	McCook PD	\$1,650.00		

Name of Exchange	Incumbent or Competitive Local Exchange Carrier	Level of 911 Service			Monthly Surcharge Amount Approved by Jurisdiction	County in Which PSAP Resides	Entity LEC Remitted Surcharge Revenue to	Total Annual Remittances	Annual Revenue Remitted to County
		Basic 911	ANI/ALI	E911					

Indianola (Red Willow Co)	Great Plains Communications			X	\$1.00	Red Willow	McCook PD	\$5,271.00	\$86,016.97
Lebanon	Hartman Telephone Exchange Inc.			X	\$1.00	Red Willow	McCook PD	\$824.00	
Mc Cook	NT&T			X	\$1.00	Red Willow	McCook PD	\$6,915.00	
McCook	Allo Communications			X	\$1.00	Red Willow	McCook PD	\$4,070.72	
McCook	AT&T-C of the Midwest, Inc.			X	\$1.00	Red Willow	McCook PD	\$90.25	
McCook	First Communications, LLC			X	\$1.00	Red Willow	McCook	\$5.00	
McCook	First Communications, LLC			X	\$1.00	Red Willow	Red Willow County	\$4.00	
McCook	Ionex			X	\$1.00	Red Willow	McCook Treasurer	\$36.00	
Mccook	McLeodUSA			X	\$1.00	Red Willow	McCook PD	\$283.00	
McCook	OrbitCom			X	\$1.00	Red Willow	City of McCook	\$1,674.00	
McCook	Pinpoint Communications, Inc.			X	\$1.00	Red Willow	McCook PD	\$9,207.00	
McCook	Qwest			X	\$1.00	Red Willow	McCook PD	\$34,049.32	
York	Comtel Telcom Assets LP			X	\$1.00	Red Willow	McCook PD	\$10.00	
Arcadia	McLeodUSA			X	\$1.00	Region 26	Region 26	\$10.00	
Arcadia	Nebraska Central			X	\$1.00	Region 26	Region 26	\$3,598.41	
Arcadia	NT&T			X	\$1.00	Region 26	Region 26	\$72.00	
Ashton	McLeodUSA			X	\$1.00	Region 26	Region 26	\$1.00	
Ashton	Nebraska Central			X	\$1.00	Region 26	Region 26	\$2,049.82	
Ashton	NT&T			X	\$1.00	Region 26	Region 26	\$28.00	
Bartlett	Northeast Nebraska Telephone Company			X	\$1.00	Region 26	Region 26	\$2,329.08	
Brewster	Consolidated Telephone Company			X	\$1.00	Region 26	Region 26	\$1,271.74	
Brownlee	Consolidated Telephone Company			X	\$1.00	Region 26	Region 26	\$988.00	
Burwell	Nebraska Central			X	\$1.00	Region 26	Region 26	\$14,088.12	
Clearwater	Northeast Nebraska Telephone Company			X	\$1.00	Region 26	Region 26	\$53.37	
Dunning	Consolidated Telephone Company			X	\$1.00	Region 26	Region 26	\$1,790.76	
Ericson	Nebraska Central			X	\$1.00	Region 26	Region 26	\$1,792.45	
Greeley	Citizens Telecommunications Company of Nebraska			X	\$1.00	Region 26	Region 26	\$2,920.00	
Greeley	NT&T			X	\$1.00	Region 26	Region 26	\$143.00	
Halsey	Consolidated Telephone Company			X	\$1.00	Region 26	Region 26	\$1,068.04	
Litchfield	Nebraska Central			X	\$1.00	Region 26	Region 26	\$2,624.98	
Loup City	Allo Communications			X	\$1.00	Region 26	Region 26	\$57.80	
Loup City	Comtel Telcom Assets LP			X	\$1.00	Region 26	Region 26	\$2.00	
Loup City	Ionex			X	\$1.00	Region 26	Sherman County	\$12.00	
LOUP CITY	MCIMetro Access			X	\$1.00	Region 26	Region 26	\$10.00	

Name of Exchange	Incumbent or Competitive Local Exchange Carrier	Level of 911 Service			Monthly Surcharge Amount Approved by Jurisdiction	County in Which PSAP Resides	Entity LEC Remitted Surcharge Revenue to	Total Annual Remittances	Annual Revenue Remitted to County
		Basic 911	ANI/ALI	E911					

Loup City	McLeodUSA			X	\$1.00	Region 26	Region 26	\$39.00	
Loup City	Qwest			X	\$1.00	Region 26	Region 26	\$5,624.29	
Loup City	NT&T			X	\$1.00	Region 26	Region 26	\$3,015.00	
North Loup	Nebraska Central			X	\$1.00	Region 26	Region 26	\$3,391.99	
Ord	Citizens Telecommunications Company of Nebraska			X	\$1.00	Region 26	Region 26	\$17,454.00	
Ord	NT&T			X	\$1.00	Region 26	Region 26	\$365.00	
Purdum	Consolidated Telephone Company			X	\$1.00	Region 26	Region 26	\$1,227.77	
Rockville	Nebraska Central			X	\$1.00	Region 26	Region 26	\$807.64	
Rockville	NT&T			X	\$1.00	Region 26	Region 26	\$50.00	
Scotia	Nebraska Central			X	\$1.00	Region 26	Region 26	\$3,106.25	
Seneca	Consolidated Telephone Company			X	\$1.00	Region 26	Region 26	\$727.60	
Spalding	Great Plains Communications			X	\$1.00	Region 26	Region 26	\$5,632.00	
Taylor	Nebraska Central			X	\$1.00	Region 26	Region 26	\$3,054.33	
Theford	Consolidated Telephone Company			X	\$1.00	Region 26	Region 26	\$3,781.53	
Wolbach	Great Plains Communications			X	\$1.00	Region 26	Region 26	\$2,830.00	
Aurora	NT&T		X		\$1.00	Richardson	Richardson County	\$18.00	
Dawson	NT&T/Windstream			X	\$0.50	Richardson	City of Dawson	\$2.50	
Dawson	Windstream			X	\$0.50	Richardson	City of Dawson	\$1,724.00	
Dawson	NT&T		X		\$1.00	Richardson	Richardson County	\$334.00	
FALLS CITY	Southeast Nebraska Telephone Company		X		\$1.00	Richardson	Richardson County	\$37,484.17	\$46,372.69
Hordville	NT&T		X		\$1.00	Richardson	Richardson County	\$12.00	
Richardson County	Time Warner Cable Information Services (Nebraska) LLC		X		\$0.50	Richardson	Richardson County	\$109.24	
TRI CITY	Southeast Nebraska Telephone Company		X		\$1.00	Richardson	Richardson County	\$6,688.78	
Bassett	Rock County Telephone Co.			X	\$1.00	Rock	Rock County	\$8,581.00	\$10,655.00
Newport	Rock County Telephone Co.			X	\$1.00	Rock	Rock County	\$2,074.00	
Crete	Fast Phones/ Windstream			X	\$1.00	Saline	City of Crete	\$6.00	\$59,754.18
Crete	Guaranteed Phone Service/Windstream			X	\$1.00	Saline	City of Crete	\$12.00	
Crete	NT&T/Windstream			X	\$1.00	Saline	City of Crete	\$252.00	
Crete	Time Warner Cable Information Services (Nebraska) LLC			X	\$1.00	Saline	City of Crete	\$2,621.68	
Crete	Windstream			X	\$1.00	Saline	City of Crete	\$26,708.00	
Crete	NT&T			X	\$1.00	Saline	Crete PD/Saline	\$1,853.00	
Dewitt	NT&T/Windstream			X	\$0.75	Saline	Saline County	\$12.25	

Name of Exchange	Incumbent or Competitive Local Exchange Carrier	Level of 911 Service			Monthly Surcharge Amount Approved by Jurisdiction	County in Which PSAP Resides	Entity LEC Remitted Surcharge Revenue to	Total Annual Remittances	Annual Revenue Remitted to County
		Basic 911	ANI/ALI	E911					

Dewitt	Windstream			X	\$0.75	Saline	Saline County	\$4,125.00	
Dewitt	NT&T			X	\$0.75	Saline	Saline County	\$388.00	
Dorchester	NT&T/Windstream			X	\$0.75	Saline	Saline County	\$2.25	
Dorchester	Windstream			X	\$0.75	Saline	Saline County	\$3,469.00	
Dorchester	NT&T			X	\$0.75	Saline	Saline County	\$371.00	
Friend	NT&T/Windstream			X	\$0.75	Saline	Saline County	\$16.50	
Friend	Windstream			X	\$0.75	Saline	Saline County	\$6,572.00	
Friend	NT&T			X	\$0.75	Saline	Saline County	\$637.75	
Lincoln	Windstream			X	\$1.00	Saline	City of Crete	\$60.00	
Swanton	NT&T/Windstream			X	\$0.75	Saline	Saline County	\$7.75	
Swanton	Windstream			X	\$0.75	Saline	Saline County	\$738.00	
Swanton	NT&T			X	\$0.75	Saline	Saline County	\$76.25	
Tobias	Guaranteed Phone Service/Windstream			X	\$0.75	Saline	Saline County	\$7.00	
Tobias	NT&T/Windstream			X	\$0.75	Saline	Saline County	\$4.50	
Tobias	Windstream			X	\$0.75	Saline	Saline County	\$939.25	
Tobias	NT&T			X	\$0.75	Saline	Saline County	\$180.25	
Western	NT&T/Windstream			X	\$0.75	Saline	Saline County	\$4.50	
Western	Windstream			X	\$0.75	Saline	Saline County	\$1,270.75	
Western	NT&T			X	\$0.75	Saline	Saline County	\$295.00	
Wilber	NT&T/Windstream			X	\$0.75	Saline	Saline County	\$238.75	
Wilber	Windstream			X	\$0.75	Saline	Saline County	\$7,879.50	
Wilber	NT&T			X	\$0.75	Saline	Saline County	\$1,006.25	
Bellevue	Qwest			X	\$1.00	Sarpy	Sarpy County	\$49,006.47	\$662,315.96
Bellevue	AT&T-C of the Midwest, Inc.			X	\$1.00	Sarpy	Sarpy County	\$1,113.00	
Bellevue	First Communications, LLC			X	\$1.00	Sarpy	Sharpy County	\$64.00	
Bellevue	McLeodUSA			X	\$1.00	Sarpy	Sarpy County	\$2,752.00	
Bellevue	NT&T			X	\$1.00	Sarpy	Sarpy County	\$2,026.00	
Gretna	AT&T-C of the Midwest, Inc.			X	\$1.00	Sarpy	Sarpy County	\$153.00	
GRETNA	MCIMetro Access			X	\$1.00	Sarpy	Sarpy County	\$791.00	
Gretna	McLeodUSA			X	\$1.00	Sarpy	Sarpy County	\$256.00	
Gretna	Qwest			X	\$1.00	Sarpy	Sarpy County	\$13,499.48	
Gretna	NT&T			X	\$1.00	Sarpy	Sarpy County	\$1,104.00	
La Platte	McLeodUSA			X	\$1.00	Sarpy	Sarpy County	\$18.00	
La Vista	AT&T-C of the Midwest, Inc.			X	\$1.00	Sarpy	Sarpy County	\$236.00	
La Vista	McLeodUSA			X	\$1.00	Sarpy	Sarpy County	\$996.00	

Name of Exchange	Incumbent or Competitive Local Exchange Carrier	Level of 911 Service			Monthly Surcharge Amount Approved by Jurisdiction	County in Which PSAP Resides	Entity LEC Remitted Surcharge Revenue to	Total Annual Remittances	Annual Revenue Remitted to County
		Basic 911	ANI/ALI	E911					

La Vista	TCG Omaha			X	\$1.00	Sarpy	Sarpy County	\$232.00	\$101,697.05
La Vista	NT&T			X	\$1.00	Sarpy	Sarpy County	\$610.00	
LaVista/ Papillion/ Millard	Qwest			X	\$1.00	Sarpy	Sarpy County	\$155,509.36	
Offutt	AT&T-C of the Midwest, Inc.			X	\$1.00	Sarpy	Sarpy County	\$574.25	
Omaha	Bullseye			X	\$1.00	Sarpy	Sarpy County	\$345.00	
Papillion	1-800-Reconex			X	\$1.00	Sarpy	Sarpy County	\$5.00	
Papillion	AT&T-C of the Midwest, Inc.			X	\$1.00	Sarpy	Sarpy County	\$640.00	
Papillion	Budget Prepay			X	\$1.00	Sarpy	Sarpy County	\$18.00	
Papillion	Guaranteed Phone Service			X	\$1.00	Sarpy	Sarpy County	\$93.00	
Papillion	Ionex			X	\$1.00	Sarpy	Sarpy County	\$148.00	
Papillion	Level 3 Communications LLC			X	\$1.00	Sarpy	Sarpy County	\$3,636.00	
Papillion	McLeodUSA			X	\$1.00	Sarpy	Sarpy County	\$1,188.00	
Papillion	OrbitCom			X	\$1.00	Sarpy	Sarpy County	\$187.00	
Papillion	TCG Omaha			X	\$1.00	Sarpy	Sarpy County	\$749.80	
Papillion	NT&T			X	\$1.00	Sarpy	Sarpy County	\$990.00	
Sarpy County: Offutt AFB, Bellevue, LaVista, Papillion, Gretna	Cox			X	\$1.00	Sarpy	Sarpy County	\$416,140.00	
Springfield	AT&T-C of the Midwest, Inc.			X	\$1.00	Sarpy	Sarpy County	\$148.00	
Springfield	McLeodUSA			X	\$1.00	Sarpy	Sarpy County	\$161.00	
Springfield	Qwest			X	\$1.00	Sarpy	Sarpy County	\$7,514.61	
Springfield	NT&T			X	\$1.00	Sarpy	Sarpy County	\$1,412.00	
Ashland	NT&T			X	\$1.00	Saunders	Saunders County	\$1,647.00	
Cedar Bluffs	NT&T/Windstream			X	\$1.00	Saunders	Saunders County	\$10.00	
Cedar Bluffs	Windstream			X	\$1.00	Saunders	Saunders County	\$4,778.00	
Ceresco	Fast Phones/ Windstream			X	\$1.00	Saunders	Saunders County	\$9.00	
Ceresco	NT&T/Windstream			X	\$1.00	Saunders	Saunders County	\$128.00	
Ceresco	Windstream			X	\$1.00	Saunders	Saunders County	\$5,230.00	
Ceresco	NT&T			X	\$1.00	Saunders	Saunders County	\$808.00	
Colon	NT&T/Windstream			X	\$1.00	Saunders	Saunders County	\$6.00	
Colon	Windstream			X	\$1.00	Saunders	Saunders County	\$40,612.00	
Colon	NT&T			X	\$1.00	Saunders	Saunders County	\$159.00	
Ithaca	NT&T/Windstream			X	\$1.00	Saunders	Saunders County	\$5.00	
Ithaca	Windstream			X	\$1.00	Saunders	Saunders County	\$1,431.00	
Ithaca	NT&T			X	\$1.00	Saunders	Saunders County	\$213.00	

Name of Exchange	Incumbent or Competitive Local Exchange Carrier	Level of 911 Service			Monthly Surcharge Amount Approved by Jurisdiction	County in Which PSAP Resides	Entity LEC Remitted Surcharge Revenue to	Total Annual Remittances	Annual Revenue Remitted to County
		Basic 911	ANI/ALI	E911					

Leshara	AT&T-C of the Midwest, Inc.			X	\$1.00	Saunders	Saunders County	\$27.05		
Leshara	NT&T			X	\$1.00	Saunders	Saunders County	\$132.00		
Mead	NT&T/Windstream			X	\$1.00	Saunders	Saunders County	\$10.00		
Mead	Windstream			X	\$1.00	Saunders	Saunders County	\$4,391.00		
Mead	NT&T			X	\$1.00	Saunders	Saunders County	\$484.00		
Morse Bluff	Northeast Nebraska Telephone Company			X	\$1.00	Saunders	Saunders County	\$2,551.16		
Prague	Northeast Nebraska Telephone Company			X	\$1.00	Saunders	Saunders County	\$4,650.88		
Saunders	Time Warner Cable Information Services (Nebraska) LLC			X	\$0.50	Saunders	Saunders County	\$510.75		
Valparaiso	AT&T-C of the Midwest, Inc.			X	\$1.00	Saunders	Saunders County	\$50.20		
Wahoo	Guaranteed Phone Service/Windstream			X	\$1.00	Saunders	Saunders County	\$2.00		
Wahoo	Level 3 Communications LLC			X	\$1.00	Saunders	Saunders County	\$30.00		
Wahoo	NT&T/Windstream			X	\$1.00	Saunders	Saunders County	\$100.00		
Wahoo	Windstream			X	\$1.00	Saunders	Saunders County	\$19,790.50		
Wahoo	NT&T			X	\$1.00	Saunders	Saunders County	\$1,676.00		
Weston	NT&T			X	\$1.00	Saunders	Saunders County	\$12.00		
Weston/Malmo	Northeast Nebraska Telephone Company			X	\$1.00	Saunders	Saunders County	\$5,644.26		
Yutan	NT&T/Windstream			X	\$1.00	Saunders	Saunders County	\$20.00		
Yutan	Windstream			X	\$1.00	Saunders	Saunders County	\$6,095.25		
Yutan	NT&T			X	\$1.00	Saunders	Saunders County	\$484.00		
Gering	Allo Communications			X	\$1.00	Scottsbluff	Scotts Bluff 911	\$7,346.16		\$304,948.55
Gering	Embarq			X	\$1.00	Scottsbluff	Scotts Bluff 911	\$1,467.18		
Kimball	Embarq			X	\$1.00	Scottsbluff	Scotts Bluff 911	\$20,768.06		
Scottsbluff	Allo Communications			X	\$1.00	Scottsbluff	Scotts Bluff 911	\$20,270.67		
Scottsbluff	Embarq			X	\$1.00	Scottsbluff	Scotts Bluff 911	\$181,785.88		
Scottsbluff	Ionex			X	\$1.00	Scottsbluff	Scotts Bluff 911	\$36.00		
Seward	Time Warner Cable Information Services (Nebraska) LLC			X	\$1.00	Scottsbluff	Scotts Bluff 911	\$3,083.00		
Beaver Crossing	NT&T/Windstream			X	\$1.00	Seward	Seward County	\$6.00		\$66,540.26
Beaver Crossing	Windstream			X	\$1.00	Seward	Seward County	\$2,977.00		
Beaver Crossing	NT&T			X	\$1.00	Seward	Seward County	\$601.00		
Cordova	NT&T/Windstream			X	\$1.00	Seward	Seward County	\$3.00		
Cordova	Windstream			X	\$1.00	Seward	Seward County	\$1,087.00		
Cordova	NT&T			X	\$1.00	Seward	Seward County	\$37.00		
Garland	NT&T/Windstream			X	\$1.00	Seward	Seward County	\$3.00		

Name of Exchange	Incumbent or Competitive Local Exchange Carrier	Level of 911 Service			Monthly Surcharge Amount Approved by Jurisdiction	County in Which PSAP Resides	Entity LEC Remitted Surcharge Revenue to	Total Annual Remittances	Annual Revenue Remitted to County
		Basic 911	ANI/ ALI	E911					

Garland	Windstream			X	\$1.00	Seward	Seward County	\$2,482.00	
Garland	NT&T			X	\$1.00	Seward	Seward County	\$222.00	
Milford	NT&T/Windstream			X	\$1.00	Seward	Seward County	\$372.00	
Milford	Windstream			X	\$1.00	Seward	Seward County	\$12,049.00	
Milford	NT&T			X	\$1.00	Seward	Seward County	\$1,220.00	
Seward	NT&T/Windstream			X	\$1.00	Seward	Seward County	\$323.00	
Seward	Windstream			X	\$1.00	Seward	Seward County	\$33,735.00	
Seward	NT&T			X	\$1.00	Seward	Seward County	\$3,337.00	
Staplehurst	Clarks Telecom			X	\$1.00	Seward	Seward County	\$2,961.01	
Tamora	NT&T/Windstream			X	\$1.00	Seward	Seward County	\$13.00	
Tamora	Windstream			X	\$1.00	Seward	Seward County	\$1,253.25	
Utica	Fast Phones/ Windstream			X	\$1.00	Seward	Seward County	\$10.00	
Utica	NT&T/Windstream			X	\$1.00	Seward	Seward County	\$28.00	
Utica	Windstream			X	\$1.00	Seward	Seward County	\$3,821.00	
Gordon	Great Plains Communications			X	\$1.00	Sheridan	Sheridan County	\$17,558.00	
Hay Springs	Great Plains Communications			X	\$1.00	Sheridan	Sheridan County	\$6,266.00	
Hay Springs	NT&T			X	\$0.50	Sheridan	Sheridan County	\$9.50	\$34,839.50
Mirage Flats	Great Plains Communications			X	\$1.00	Sheridan	Sheridan County	\$1,696.00	
Rushville	Great Plains Communications			X	\$1.00	Sheridan	Sheridan County	\$9,310.00	
Alexandria	NT&T/Windstream			X	\$1.00	Thayer	Thayer County	\$5.00	\$33,979.00
Alexandria	Windstream			X	\$1.00	Thayer	Thayer County	\$1,082.00	
Alexandria	NT&T			X	\$1.00	Thayer	Thayer County	\$183.00	
Bruning	NT&T/Windstream			X	\$1.00	Thayer	Thayer County	\$5.00	
Bruning	Windstream			X	\$1.00	Thayer	Thayer County	\$2,523.00	
Bruning	NT&T			X	\$1.00	Thayer	Thayer County	\$423.00	
Byron & South Byron, KS	Great Plains Communications			X	\$1.00	Thayer	Thayer County	\$2,095.00	
Carleton	Windstream			X	\$1.00	Thayer	Thayer County	\$1,364.00	
Carleton	NT&T			X	\$1.00	Thayer	Thayer County	\$17.00	
Chester, Hubbell, So. Chester	Great Plains Communications			X	\$1.00	Thayer	Thayer County	\$3,224.00	
Davenport	NT&T/Windstream			X	\$1.00	Thayer	Thayer County	\$33.00	
Davenport	Windstream			X	\$1.00	Thayer	Thayer County	\$2,706.00	
Davenport	NT&T			X	\$1.00	Thayer	Thayer County	\$374.00	
Deshler	Great Plains Communications			X	\$1.00	Thayer	Thayer County	\$7,238.00	
Hebron	NT&T/Windstream			X	\$1.00	Thayer	Thayer County	\$133.00	

Name of Exchange	Incumbent or Competitive Local Exchange Carrier	Level of 911 Service			Monthly Surcharge Amount Approved by Jurisdiction	County in Which PSAP Resides	Entity LEC Remitted Surcharge Revenue to	Total Annual Remittances	Annual Revenue Remitted to County
		Basic 911	ANI/ALI	E911					

Hebron	Windstream			X	\$1.00	Thayer	Thayer County	\$11,492.00	
Hebron	NT&T			X	\$1.00	Thayer	Thayer County	\$1,082.00	
Macy	Eastern Nebraska Telephone Co.			X	\$1.00	Thurston	Thurston County	\$5,104.00	
Pender	AT&T-C of the Midwest, Inc.			X	\$1.00	Thurston	Thurston County	\$20.80	
Pender	Comtel Telcom Assets LP			X	\$1.00	Thurston	Thurston County	\$24.00	
Pender	HunTel CableVision dba HunTel Communications			X	\$1.00	Thurston	Thurston County	\$1,665.00	
Pender	McLeodUSA			X	\$1.00	Thurston	Thurston County	\$62.00	
Pender	Qwest			X	\$1.00	Thurston	Thurston County	\$7,949.46	
Pender	NT&T			X	\$1.00	Thurston	Thurston County	\$2,454.00	
Rosalie	McLeodUSA			X	\$1.00	Thurston	Thurston County	\$4.00	
Rosalie	Eastern Nebraska Telephone Co.			X	\$1.00	Thurston	Thurston County	\$1,594.00	
Thurston	McLeodUSA			X	\$1.00	Thurston	Thurston County	\$47.00	
Walthill	Eastern Nebraska Telephone Co.			X	\$1.00	Thurston	Thurston County	\$5,964.00	
Winnebago	Eastern Nebraska Telephone Co.			X	\$1.00	Thurston	Thurston County	\$9,123.00	
Winnebago	NT&T			X	\$1.00	Thurston	Thurston County	\$50.00	
Arlington city	Arlington Telephone Co.			X	\$0.75	Washington	Washington County	\$8,328.00	
Arlington rural	Arlington Telephone Co.			X	\$1.00	Washington	Washington County	\$1,514.00	
Bennington	Qwest			X	\$1.00	Washington	Washington County	\$2,323.93	
Blair city	Blair Telephone Co.			X	\$0.75	Washington	Washington County	\$40,118.50	
Blair rural	Blair Telephone Co.			X	\$1.00	Washington	Washington County	\$15,842.00	
Fort Calhoun	AT&T-C of the Midwest, Inc.			X	\$1.00	Washington	Washington County	\$58.00	
Fort Calhoun	McLeodUSA			X	\$0.75	Washington	Washington County	\$17.00	
Fort Calhoun	NT&T			X	\$1.00	Washington	Washington County	\$52.00	
Herman	Great Plains Communications			X	.75 & 1.00	Washington	Washington County	\$4,551.35	
Herman	NT&T			X	\$1.00	Washington	Washington County	\$24.00	
Omaha	Qwest			X	\$1.00	Washington	Washington County	\$4,718.27	
Carroll	Eastern Nebraska Telephone Co.			X	\$1.00	Wayne	Village of Carroll	\$3,018.00	
Carroll	NT&T			X	\$1.00	Wayne	Wayne PD	\$24.00	
Hoskins	Pierce Telephone Co., Inc.			X	\$1.00	Wayne	Village of Hoskins	\$4,620.00	
Hoskins	NT&T			X	\$1.00	Wayne	Wayne PD	\$12.00	
Laurel	Comtel Telcom Assets LP			X	\$1.00	Wayne	Wayne PD	\$75.00	
Wakefield	NT&T			X	\$1.00	Wayne	Wayne PD	\$2,155.00	
Wayne	1-800-Reconex			X	\$1.00	Wayne	Wayne PD	\$172.00	
Wayne	AT&T-C of the Midwest, Inc.			X	\$1.00	Wayne	Wayne PD	\$177.00	

\$34,061.26

\$77,547.05

\$44,211.48

Name of Exchange	Incumbent or Competitive Local Exchange Carrier	Level of 911 Service			Monthly Surcharge Amount Approved by Jurisdiction	County in Which PSAP Resides	Entity LEC Remitted Surcharge Revenue to	Total Annual Remittances	Annual Revenue Remitted to County
		Basic 911	ANI/ALI	E911					

Wayne	First Communications, LLC			X	\$1.00	Wayne	Wayne	\$87.00	
Wayne	Matrix			X	\$1.00	Wayne	Wayne PD	\$36.00	
Wayne	McLeodUSA			X	\$1.00	Wayne	Wayne PD	\$175.00	
Wayne	OrbitCom			X	\$1.00	Wayne	Wayne County	\$178.00	
Wayne	Qwest			X	\$1.00	Wayne	Wayne PD/Wayne	\$25,249.77	
Wayne	NT&T			X	\$1.00	Wayne	Wayne PD	\$4,096.00	
Winside	Northeast Nebraska Telephone Company			X	\$1.00	Wayne	Wayne PD	\$4,112.71	
Winside	NT&T			X	\$1.00	Wayne	Wayne PD	\$24.00	
Guide Rock	NT&T/Windstream	X			\$1.00	Webster	City of Guide Rock	\$21.00	\$2,106.00
Guide Rock	Windstream	X			\$1.00	Webster	City of Guide Rock	\$2,085.00	
Benedict	NT&T/Windstream			X	\$1.00	York	York County	\$2.00	\$65,812.64
Benedict	Windstream			X	\$1.00	York	York County	\$3,688.00	
Benedict	NT&T			X	\$0.50	York	York County	\$48.50	
Bradshaw	NT&T/Windstream			X	\$1.00	York	York County	\$2.00	
Bradshaw	Windstream			X	\$1.00	York	York County	\$2,315.00	
Bradshaw	NT&T			X	\$0.50	York	York County	\$67.00	
Gresham	NT&T/Windstream			X	\$1.00	York	York County	\$6.00	
Gresham	Windstream			X	\$1.00	York	York County	\$2,328.00	
Gresham	NT&T			X	\$0.50	York	York County	\$124.50	
Henderson	Henderson			X	\$1.00	York	York County	\$10,967.84	
Mc Cool Junction	NT&T			X	\$0.50	York	York County	\$159.50	
McCool Junction	NT&T/Windstream			X	\$1.00	York	York County	\$2.00	
McCool Junction	Windstream			X	\$1.00	York	York County	\$3,570.00	
Waco	NT&T/Windstream			X	\$1.00	York	York County	\$4.00	
Waco	Windstream			X	\$1.00	York	York County	\$2,433.00	
Waco	NT&T			X	\$0.50	York	York County	\$261.00	
York	Comtel Telecom Assets LP			X	\$0.50	York	York County	\$2.00	
York	NT&T/Windstream			X	\$0.50	York	City of York	\$260.00	
York	Time Warner Cable Information Services (Nebraska) LLC			X	\$1.00	York	York County	\$2,539.55	
York	Windstream			X	\$0.50	York	City of York	\$35,503.25	
York	NT&T			X	\$0.50	York	York County	\$1,529.50	
Bertrand	Citizens Telecommunications Company of Nebraska			X	\$1.00		Gosper and Phelps Counties	\$5,970.00	

Name of Exchange	Incumbent or Competitive Local Exchange Carrier	Level of 911 Service			Monthly Surcharge Amount Approved by Jurisdiction	County in Which PSAP Resides	Entity LEC Remitted Surcharge Revenue to	Total Annual Remittances	Annual Revenue Remitted to County
		Basic 911	ANI/ALI	E911					

Genoa	Citizens Telecommunications Company of Nebraska			X	\$1.00		Nance and Platte Counties	\$6,921.00	
Hildreth	Citizens Telecommunications Company of Nebraska				\$1.00		Franklin and Kearney Counties	\$3,009.00	
Kearney	Citizens Telecommunications Company of Nebraska			X	\$0.65 and \$1.00		Buffalo and Kearney Counties	\$92,809.25	
Leigh	Citizens Telecommunications Company of Nebraska			X	\$1.00		Colfax, Stanton & Platte County	\$5,649.00	
Newman Grove	Citizens Telecommunications Company of Nebraska			X	\$1.00		Columbus PD, Madison County & Boone County	\$7,789.00	
Stamford	Citizens Telecommunications Company of Nebraska			X	\$1.00		Harlan and Furnas County	\$1,903.00	
Sumner	Citizens Telecommunications Company of Nebraska				\$1.00		Custer, Dawson & Sumner Counties	\$1,878.00	
Tilden	Citizens Telecommunications Company of Nebraska			X	\$1.00		Antelope & Madison County	\$6,707.00	

Details of interlocal agreements between individual cities and villages and the counties in which they are located vary, therefore, the counties may not receive all of the surcharge revenue listed for the purpose of funding their 911 centers.

If a county is not represented in this table, we have not received any reporting regarding that county.

The information in this report reflects information reported by local exchange carriers.