

Real Bosch!

“Clean with a system”



Range for 2015/2016

Click & Clean dust extraction systems

Blue power tools:

For trade and industry.



BOSCH

Invented for life

Don't leave anything behind.

Other than a good impression.

As a professional, you are above all required to do a good, clean job. Our Bosch Click & Clean System reliably helps you to do this – be it in structural work, renovation, refurbishment, or in occupied premises.

Bosch Click & Clean System – 3 great benefits:

- 1.** You work more precisely and faster because you have a clear view of the work surface and you do not have the hassle of having to clean up after work. This will also please your customers.
- 2.** You protect your health because harmful dust is immediately extracted.
- 3.** You increase the lifetime of tools and accessories because extracted dust cannot collect in the motor or on accessories.

That's how clean works.





Work and dust	4
▶ Advantages of working with low levels of dust	6
▶ Guidelines and dust classes	10
Professional dust extraction systems	11
▶ GAS 55 M AFC Professional	11
▶ GAS 35 M AFC Professional	12
▶ GAS 35 L AFC Professional	13
▶ GAS 35 L SFC+ Professional	14
▶ GAS 25 L SFC Professional	15
▶ GAS 20 L SFC Professional	16
▶ GAS 10,8 V-LI Professional	17
Working in structural work, refurbishment and renovation	18
▶ Demolition hammer and breaker	20
▶ Dust extraction hammer and wall chasers	21
▶ Angle grinders	22
▶ Concrete grinders	23
▶ Tile routers	24
▶ Table and hand-held circular saws, mitre saws	25
Working in occupied premises	26
▶ Sliding mitre saws and jigsaws	28
▶ Multi-tool and plunge saw	29
▶ Random orbit sander	30
▶ Planer and orbital sanders	31
▶ Routers and palm router	32
▶ Impact drills	33
▶ Rotary hammers	34
▶ Dust guards	35
Product and system overview	36
▶ Range of accessories	36
▶ Bosch Toolbox App	41
▶ Technical data and scope of delivery	42
▶ System overview	44



Take care of your work –
our system will do the rest.



Only with the right system do professionals become real professionals. In the Click & Clean System every detail has been thought through. Bosch develops dust extractors, power tools and accessories that are precisely harmonised with each other.

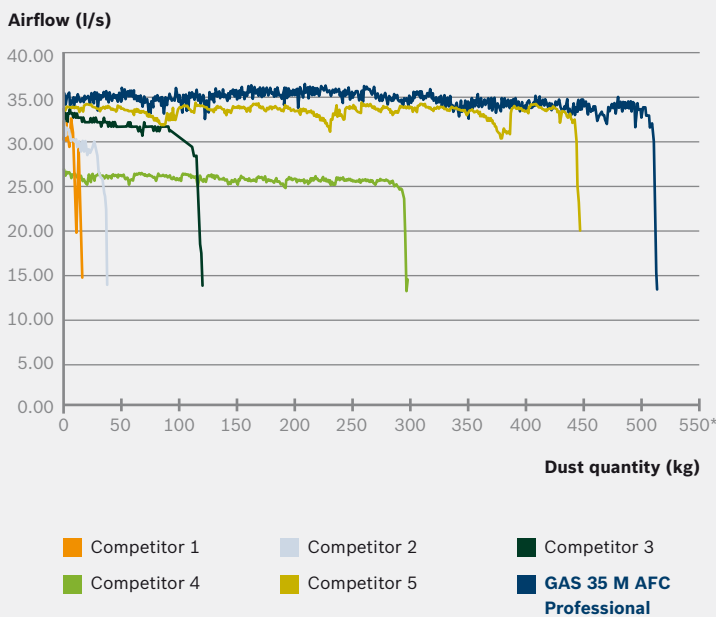
The new Click & Clean System brings together what belongs together: It connects dust extraction systems directly with nearly all Bosch power tools. They can then be quickly changed if required.

But the right system not only ensures cleanliness, it also keeps everything organised. For example, every L-BOXX can be directly clicked onto the new Bosch dust extractors and offers space for power tools and accessories. This transforms your dust extractor into a mobile work station that makes your day-to-day work easier.

Your customers will thank you for it. And so will your tools.

A clean workplace is more than just a good calling card to your customers. An environment that is low in dust equally protects tools, accessories and health. And you save time because you no longer have the hassle of having to clean up.

Regular filter cleaning for lasting performance



Thanks to the regular cleaning of the flat-pleated filter, the Bosch wet and dry dust extractors with automatic filter cleaning (AFC) offer a high volume flow rate for excellent extraction results – even when large amounts of material are taken in. The flat-pleated filter can take over 500 kg of dust, which is the equivalent of more than 27 full canisters, without a noticeable loss of performance. Due to the optimum automatic filter cleaning and the long lifetime of the flat-pleated filters, they do not have to be changed until large amounts of material have been extracted, which saves you time and money.

Good view, good cut!

“I need a clear view of my work-piece, especially when routing. The extractor has to collect the chips directly where they originate. That works superbly with the dust extraction system. It enables me to work precisely, cleanly and quickly, and the dust extraction additionally protects my tool and accessories.”

Gisela Haehnle, master carpenter

Clean work makes a great impression

“Has someone worked cleanly here or were they sloppy?” If the workplace is left clean, this question will not even be asked. After all, aside from the quality of the work done, that is often the first thing that your customer notices about your work. You also save time if there is no need for additional cleaning. This is also something that your customers will appreciate.



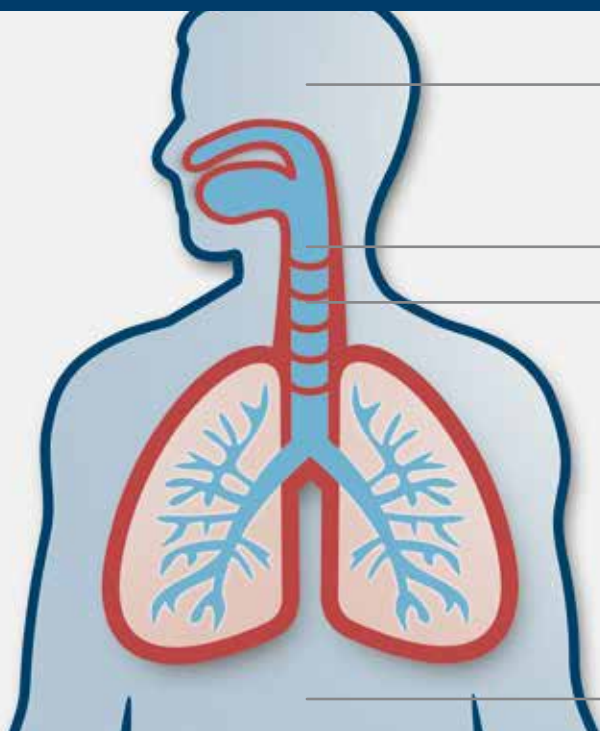
Good for your back

The click-on L-BOXX that keeps your tool within reach, the ingenious hose reel on the extractor and the (semi-)automatic filter cleaning also make work easier for your back. For this reason, the new dust extractors in the Click & Clean System, the GAS 35/55 Professional, have been certified and recommended by Aktion Gesunder Rücken e.V.* (Campaign for Healthier Backs).

Illnesses caused by dust

Your health is your capital

Dust is a serious danger for every professional. What often used to be derided out of ignorance is governed nowadays by strict work safety measures. And for good reason because certain types of dust are carcinogenic. The professional Click & Clean System from Bosch enables you to comply with statutory regulations and protect your health.



Inhalable dust

(e.g. wood dust) can lead to problems such as acne, dermatitis and skin cancer.

Respirable dust

(e.g. welding vapours, quartz powder, asbestos) can lead to asthma, asbestosis, cancer, COPD and pneumoconiosis.

* Certified and recommended by Forum Gesunder Rücken – besser leben e. V. (Association Forum: Healthy Back – Better Living) and Bundesverband der deutschen Rückenschulen (BdR) e. V. (Federal Association of German Back Schools). More information at AGR e. V., Pf. 103, 27443 Selsingen, Tel. 04284 / 92 69 990, www.agr-ev.de

Working with low levels of dust provides measurable advantages.

The Click & Clean dust extraction systems from Bosch Professional not only make work easier, they also make it quicker and cleaner: Dust has less of an effect on your tools and accessories, which increases their lifetime. Working with low levels of dust also enables higher cutting speeds and protects your health on a long-term basis.




Measurement without dust extraction



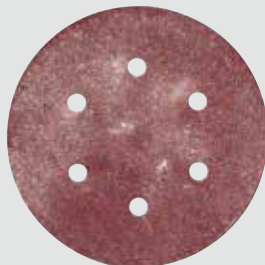
Measurement with dust extraction

Bosch makes the difference

The following tests were conducted in the measuring laboratories of BG BAU (independent German trade association of the construction industry). The GNF 35 CA Professional wall chaser and the GEX 125-150 AVE Professional random orbit sander were used during the tests, with each of them connected to the GAS 35 M AFC Professional dust extractor. All measurements and results have been evaluated by BG BAU. Measurements were taken with and without a dust extraction system under otherwise unaltered conditions. The accumulated dust was measured on a test subject equipped with measuring instruments and sensors.



Without dust extraction



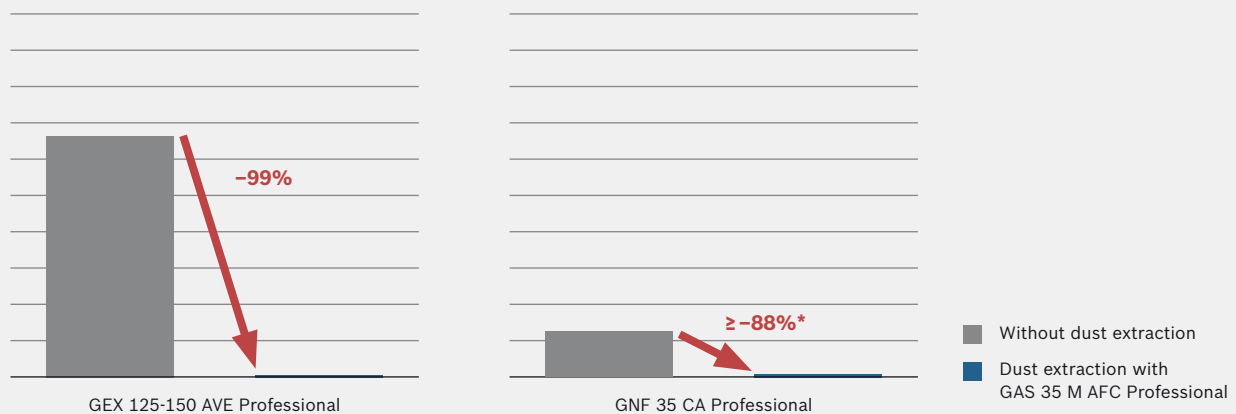
With dust extraction

Using dust extractors protects your accessories

Extensive tests have proven that using dust extractors protects your accessories. On the left you can see a sanding disc after 5 minutes of use without a dust extractor, while on the right you can see a sanding disc after 15 minutes of use with a dust extractor. You therefore save time and money because your accessories last longer, you have to change them less often and you achieve a better sanding result more quickly.

Lasting health protection – Inhalable dust (E-dust)

Dust concentration in mg/m³

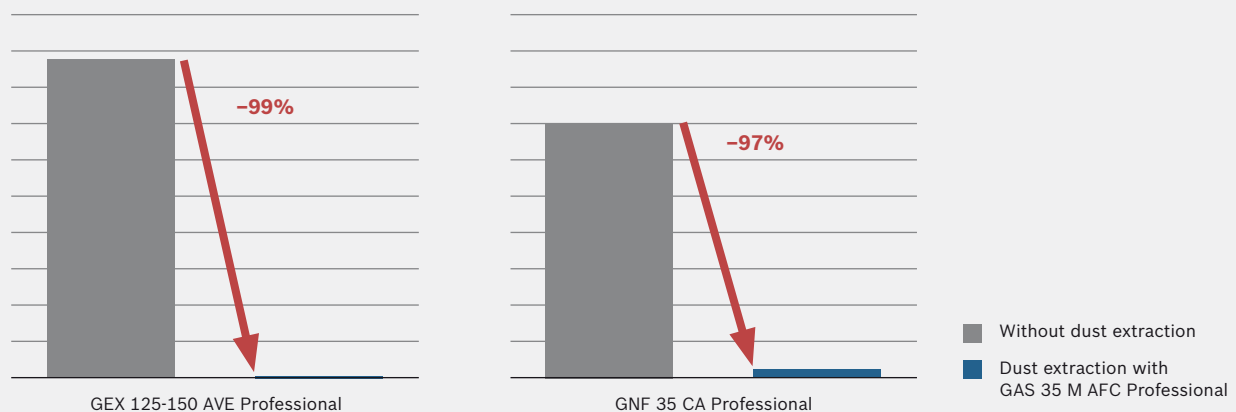


* The measured value without dust extraction is a minimum value because the filter was overloaded with dust and was not evaluable.

The statutory limit values applicable in Germany were complied with during the tests of the Click & Clean System consisting of GAS 35 M AFC Professional wet/dry dust extractor and GNF 35 CA Professional wall chaser. BG BAU has classified these products as a coordinated system in the best category, namely “Type 1”.

Lasting health protection – Alveoli / Respirable dust (A-dust)

Dust concentration in mg/m³







The Click & Clean System consisting of GAS 35 M AFC Professional and GEX 125-150 AVE Professional random orbit sander was also classified by BG BAU as a coordinated system in the highest category, namely “Type 1”, because it complied with all statutory provisions applicable in Germany. You can view the results of the two measurements in the online portal of BG BAU at www.gisbau.de.

It is clear with both power tools that many more dangerous dust particles get into the air when working without a professional wet/dry extractor. As explained on P. 7, a distinction is made between inhalable and respirable dust. If you minimise these dangerous types of dust, not only will you be protecting your health, you will also be complying with statutory provisions on work safety.

Not all dusts are the same.

Which is why not all systems are the same.

Each type of dust is different. The way to deal with them is also different. International standards govern the technical requirements for dust extraction systems. Dust extractors are divided into the dust classes L, M and H according to the international standard EN/IEC 60335-2-69 Appendix AA. The individual countries then define which dust extractor class is required for each type of dust. This distinction applies to the entire dust extraction system, not only to the filters. Which system is right for you therefore depends primarily on the materials you are working with. The following table offers you a quick initial overview.

Dust class	Maximum permeability	Maximum allowable concentration	For example*
L 	≤ 1.0%	▶ Dusts with maximum allowable concentrations (MAC) > 1 mg/m ³	▶ Corian ▶ Graphite (in small amounts) ▶ Soft woods (spruce, fir, pine)
M 	< 0.1%	▶ Dusts with maximum allowable concentrations (MAC) ≥ 0.1 mg/m ³	▶ Wood dusts (beech, oak) ▶ Concrete containing quartz
H 	< 0.005%	▶ Dusts with maximum allowable concentrations (MAC) < 0.1 mg/m ³	▶ Carcinogenic dusts (lead, carbon, tar, nickel, cobalt, copper, cadmium, etc.) ▶ Mould, bacteria, germs ▶ Formaldehyde
Additional requirement for asbestos** 	< 0.005%	▶ Dusts containing asbestos	▶ Asbestos dusts, e.g. from night storage heaters or fire barriers

* Due to the different regulations and specifications in the countries, we cannot accept any liability for its contents. Please always observe the national, prevailing regulations.

** Valid in Germany in accordance with TRGS 519

	GAS 20 L SFC Professional	GAS 25 L SFC Professional	GAS 35 L SFC+ Professional	GAS 35 L AFC Professional	GAS 35 M AFC Professional	GAS 55 M AFC Professional
Container volume, net	19 l	25 l	35 l	35 l	35 l	55 l
L-BOXX fitting	–	–	●	●	●	●
Filter cleaning	SFC (semi-automatic filter cleaning)	SFC (semi-automatic filter cleaning)	SFC+ (semi-automatic filter cleaning)	AFC (automatic filter cleaning)	AFC (automatic filter cleaning)	AFC (automatic filter cleaning)
Dust class	L	L	L	L	M	M
Tool socket with automatic on/off switching including delayed action shutdown	● (without delayed action shutdown)	●	●	●	●	●
Integrated holder for accessories, cable and hose	●	–	●	●	●	●
Suction power adjustment with false air opening	●	–	●	●	●	●
Continuously variable suction power adjustment	–	–	–	●	●	●
Automatic shutdown when max. liquid level is reached	●	●	●	●	●	●

The largest of the powerful tools.

GAS 55 M AFC Professional.

The versatile wet/dry dust extractor with automatic filter cleaning and large container volume

- ▶ Space-saving flat-pleated filter for optimum utilisation of the 55 litre container – ideal for large amounts of dust
- ▶ Sustained suction power for a continuous work rate due to automatic filter cleaning (AFC)
- ▶ Covers the majority of types of dust thanks to dust class M in accordance with EU standard – for high user protection



Video

Non-marking features

The wheels, hose hooks, power tool adapter and antistatic hoses do not leave any marks in the work area.*

Antistatic hoses and accessories

Antistatic hose included as standard with M-certified dust extractors.



* Applies only to models GAS 35 L SFC+ Professional, GAS 35 L AFC Professional, GAS 35 M AFC Professional and GAS 55 M AFC Professional.

Dirt doesn't stand a chance. **The GAS 35 M AFC Professional.**



Video

The versatile wet/dry dust extractor with automatic filter cleaning

- ▶ L-BOXX can be clicked onto it to provide a practical transport and storage solution for mobile use
- ▶ Sustained suction power for a continuous work rate due to automatic filter cleaning (AFC)
- ▶ Covers the majority of types of dust thanks to dust class M in accordance with EU standard – for high user protection



M-certification

Dust is not only unpleasant, it is also harmful to your health. For this reason, the legislator can demand that tools with so-called M-certification be used for corresponding work applications. Very strictly examined dust extractors are intended to collect harmful dusts (e.g. oak and beech wood dust and substances containing quartz) and leave as little residue behind as possible. This enables various risks of disease, as shown in the illustration on page 7, to be minimised.

Flat-pleated filter

Practical and clean: The powerful flat-pleated filters can be quickly changed without you having to reach into dirt.

L-BOXX fitting

When clicked onto the dust extractor, the L-BOXX for transporting tools and accessories becomes a mobile work station and enables you to work at a comfortable height.





Pure bliss – clean filters. The GAS 35 L AFC Professional.



Video

The mobile wet/dry dust extractor with automatic filter cleaning

- ▶ L-BOXX can be clicked onto it to provide a practical transport and storage solution for mobile use
- ▶ Sustained suction power for a continuous work rate due to automatic filter cleaning (AFC)
- ▶ Best extraction results due to powerful 1380 watt suction turbine to ensure low levels of dust when working
- ▶ Certified safety dust extractor that meets dust class L in accordance with the EU standard to provide good user protection



AFC: Filter cleaning? It's done automatically!

Carry on working without interruption because the filter cleaning system automatically runs in the background every 15 seconds.

Thought through in every detail

Practical hose and cable hooks and the accessory holder enable safe storage of the hose, cable and accessories directly on the dust extractor.



For committed cleaners. **The GAS 35 L SFC+ Professional.**



The mobile wet/dry dust extractor with the most convenient semi-automatic filter cleaning Plus

- ▶ L-BOXX can be clicked onto it to provide a practical transport and storage solution for mobile use
- ▶ The most convenient semi-automatic filter cleaning system (SFC+) which is operated with only one hand movement at the end of the hose to enable rapid work progress
- ▶ Best extraction results due to powerful 1380 watt suction turbine to ensure low levels of dust when working
- ▶ Certified safety dust extractor that meets dust class L in accordance with the EU standard to provide good user protection

SFC+: Semi-automatic filter cleaning Plus

Saves time and walking. You do not need to leave your work position and can operate the filter cleaning system by simply pressing a button at the end of the hose.



Video

Robust for the jobsite

Robust cover protects the swivel castors.



Loyal companion for more cleanliness. **The GAS 25 L SFC Professional.**



The compact dust extractor with semi-automatic filter cleaning (SFC) for mobile use

- ▶ Certified safety dust extractor that meets dust class L in accordance with the EU standard to provide good user protection
- ▶ Plug socket with remote automatic switching for connecting power tools
- ▶ Automatic shutdown when maximum liquid level is reached





It not only cleans,
it also dries.
**The GAS 20 L SFC
Professional.**

The mobile wet/dry dust extractor with semi-automatic filter cleaning (SFC)

- ▶ High suction force due to powerful 1200 watt suction turbine – for versatile applications in wet and dry operation
- ▶ Easy filter cleaning thanks to semi-automatic filter cleaning system
- ▶ Integrated blowing function for quick and easy drying, e.g. of paints or other liquids that dry easily
- ▶ Certified safety dust extractor that meets dust class L in accordance with the EU standard to provide good user protection



Quickly at hand – the small, powerful cordless dust extractor. **The GAS 10,8 V-Li Professional.**



Video



**FLEXIBLE
POWER SYSTEM**

**2.5 Ah
Li-Ion**



**The most powerful and compact tool
in the 10.8 volt class**

- ▶ Powerful and compact: Fits in the smallest L-BOXX
- ▶ L-BOXX can also be clicked onto GAS 35 and GAS 55
- ▶ For dry vacuuming various types of dirt: e.g. wood, plastic, metal chips

Crevice nozzle and flat filter

The crevice nozzle enables dirt and dust to be easily removed even in hard-to-reach areas. The powerful flat-pleated filter also handles fine dust with ease.







They happily do the dirty work for you.

Tools and dust extractors from Bosch.

Whether structural work, refurbishment or renovation: Jobsites are tough places. Combi and rotary hammers, wall chasers, angle grinders, concrete grinders, tile routers and circular saws produce a lot of dust when used. This is where the dust extractors from Bosch are in their element.

Our Click & Clean System collects the dust straight-away where it originates, and it ensures a better view and protects your airways. This enables you to work more quickly and comfortably. Equipped with the right products from the Bosch Click & Clean System, not only will you meet every deadline, you will also comply with the strict health and safety measures.

And not only your health is protected, but also your power tools and accessories.

Structural work is a job for tough people. And Bosch ensures that everything fits.

To achieve completely satisfactory results, everything has to work together perfectly. This is why Bosch develops dust extraction systems, power tools and accessories that are precisely harmonised with each other. We therefore make work easier for you by providing the greatest possible compatibility. Find out for yourself about the advantages of the Bosch Click & Clean System:



GSH 7 VC Professional demolition hammer with GDE max Professional

For a clean job and less cleaning up afterwards: The practical and effective dust extraction accessory for virtually dust-free chiselling. It is perfectly harmonised with the Bosch Click & Clean System due to its direct dust extractor connection. Easy to handle because it is quickly adjusted to suit different accessories and work positions. And the best thing is that the GDE max is compatible with all current Bosch SDS-max rotary and demolition hammers.

GSH 27 VC Professional breaker with GDE hex dust extraction accessory

Belongs together: The GDE hex dust extraction accessory fits all current breakers from Bosch. It is extremely robust in order to withstand even the toughest jobsite conditions, and it is also suitable for special chisel shapes (e.g. spade chisel).





Dust extraction hammer with SDS-plus: GBH 2-23 REA Professional

The flexible solution for drilling and hammer drilling: The GBH 2-23 REA Professional dust extraction hammer can be used with the supplied, detachable dust box to work in tight spaces or overhead. When large amounts of dust are present or you are drilling rows of holes, the dust extraction hammer can be simply connected to a dust extractor using an optional adapter set. Retaining valves reliably prevent dust from escaping in every application. The adapter set also enables low levels of dust when working with core cutters.

GNF 20 CA/35 CA/65 A Professional wall chasers

Wall chasers with dust extraction port: The patented dustproof system from Bosch guarantees the longest lifetime. Maximum user protection due to closed protective guard, restart lock and plunge lock.





**GWS 24-230 LVI angle grinder with GDE 230 FC-T dust guard
and GWS 20-230 JH angle grinder with GDE 230 FC-S dust guard**

Dust guards for angle grinders now make it possible to cut stone materials in a way that is kind to your health and to your tools. The full cover versions GDE 230 FC-S Professional and GDE 230 FC-T Professional meet the highest dust protection requirements. They completely replace the existing protective guard of the angle grinder. Their closed design ensures that they extract the dust even more efficiently. This high efficiency has been confirmed in independent tests by BG BAU (independent German trade association of the construction industry). The full cover versions are easy to handle thanks to their balanced design, low weight and integrated roller.

GDE 230 FC-S Professional and GDE 230 FC-T Professional are compatible with large angle grinders with a diameter of 230 millimetres.



The cutting depth can be variably adjusted on all the dust guards. Connecting them to your Bosch dust extractor is also extremely easy. Attach the dust extractor's hose to the dust guard directly or via a power tool adapter.

Here you will find the right dust guard for every angle grinder:



GBR 15 CA/CAG Professional concrete grinders

Clean lasts longer: The patented dustproof system ensures an unrivalled lifetime. Excellent tool control enables you to achieve a great grinding result. Maximum user protection due to soft start, starting current limitation, overload protection and armoured coil.



Everything works hand in hand on the jobsite. **This begins with the tools.**

GTR 30 CE Professional tile router

Work cleanly by dry drilling with dust extraction. The tool comes complete with a dust extraction hose. The GTR 30 CE Professional offers a wide range of applications from simple circular cutouts through to freehand cuts. The vertical hold on the tool ensures the best possible view of the work surface and maximum control.



GCT 115 Professional tile router

Everything's there, except for dust: The GCT 115 Professional tile router is the ideal solution for working with low dust levels in tiles thanks to its dust extraction protective guard, dust extraction hose and hose fixing directly on the tool.



GTS 10 XC and GTS 10 J Professional table saws with dust extraction adapter

Two in one swoop: Dust is extracted with a dust extractor at two points using the TSVH 3 dust extraction adapter. This is done directly on the protective guard and on the back of the tool. Less dust – more result.

GKS 65 GCE Professional hand-held circular saw

Keep track of everything at all times: The professional dust extraction system with dust extraction adapter ensures low levels of dust when sawing, so that you always have a clear view of the cutting position. The same also applies, of course, to our GKS 18 V-LI Professional and GKS 36 V-LI Professional cordless circular saws and many other corded circular saws.



GCM 12 SDE and GCM 12 GDL Professional mitre saws

Perfectly harmonised with all Bosch dust extractors: The optimised dust extraction outlets ensure that chips are collected in the best possible way. What's more, you always achieve a good cut with the powerful 2000 watt motor. Integrated table extensions for material support.





Perfectly house-trained.

Our specialists for occupied premises.

While others are still sweeping up, you will already have the chips and dust in the bag: Our tools, dust extraction systems and accessories also do a first-class job in indoor and work areas. Clever innovations enable clean work on site, without dirtying the living spaces. The dust is reliably extracted even during work (e.g. overhead) and does not collect in the rooms.

It is especially the invisible but harmful dusts that collect very slowly and only become noticeable on surfaces after a while. The fact that you can avoid this will not only please your customers, it will also please you because cleaning is time-consuming and it is usually not possible to subsequently remove all particles.



Together for more cleanliness:

How tools and dust extraction systems work together.

Everything from a single source and completely seamless: Be it wood or stone – you can rely on the optimum interaction between Bosch dust extraction systems and tools even in occupied premises or in the workshop. You can therefore concentrate fully on your work when sawing, drilling, cutting, routing or sanding. We have already thought of everything else.

GCM 8 SJL Professional sliding mitre saw

Double extraction is cleaner: The chip outflow on sliding mitre saws varies depending on the sawing position, so the integrated 2-point dust extraction reliably collects it across the entire length.



GST 160 CE/BCE Professional jigsaws

Extracting dust where it originates is really easy with the GST 160 CE Professional jigsaw: The dust extraction adapter is fed through the base plate from behind and sits very close to the cutting position. The rear part of the adapter is swivel-mounted and enables unhindered sawing. Dust extraction is also supported by a transparent sleeve. Click & Clean System for all corded jigsaws, but of course also for the GST 10,8 V-LI Professional, GST 14,4 V-LI Professional and GST 18 V-LI/LI S/LI B Professional cordless jigsaws.

GOP 300 SCE Professional multi-tool

Bosch also offers solutions for preventing dirt when sanding in hard-to-reach indoor areas: With the matching dust extraction adapter for all corded multi-tools (GOP 250 CE Professional, GOP 300 SCE Professional) and cordless multi-tools (GOP 10,8 V-LI Professional, GOP 14,4 V-EC Professional and GOP 18 V-EC Professional) from Bosch.

**GKT 55 GCE Professional plunge saw**

A good cut on the customer's premises: As precise as in the workshop but still "house-trained". Compared to standard hand-held circular saws, plunge saws have considerably better extraction performance because the protective guard is used as a complete cover.



No matter where you work: It's essential to be clean.

Working quickly and cleanly is especially important on the customer's premises. Bosch dust extraction systems, tools and accessories interact perfectly with each other to make sure that you do not create unnecessary dust. This will make you and your customers equally happy because you can deliver optimum quality and also make a good impression.



GEX 125-150 AVE Professional random orbit sander

Tool connection: The microfilter dust box and dust extraction system can be connected directly and ensure low levels of dust in every application. Bosch therefore offers a solution for short-term mobile use with the dust box and for longer-term work with the connection to the dust extractor. The high-quality dust box filter is M-certified. As a result, not only can you breathe better, you can also use your sanding paper for longer because it hardly becomes clogged with dust.



GHO 40-82 C Professional planer

Perfectly harmonised: The GHO 40-82 C Professional and the Click & Clean System from Bosch offer optimum dust extraction when planing. The supplied dust bag can be used for short applications with small amounts of dust, while the dust extraction system can be used for longer, very dusty applications. The direction in which the dust is ejected can be set to the left or right to enable comfortable work. Click & Clean System for all corded planers, but of course also for cordless planers.



GSS 140-1 A/160-1 A/160-1 A Multi Professional orbital sanders

Belongs together: The Bosch Microfilter System provides optimum dust extraction during sanding. When performing applications with small amounts of dust, simply use the dust bag. For longer, very dusty applications, use the dust extraction system. This of course also applies to all other corded orbital sanders and to the GSS 18 V-Li cordless orbital sander.



GOF 1250 CE/LCE Professional routers

Visibly better routing: A dust extraction adapter is available as an accessory for the plunge and fixed-base units to ensure more efficient work and a clear view of the workpiece. The dust extraction system collects the dust where it originates, and chips produced during work are extracted directly. This not only increases the lifetime of your tool, it also enables you to work precisely, cleanly and quickly.



GKF 600 Professional palm router

A clear edge: Using a Bosch dust extraction system makes it even easier to cut clean profiles because no chips can lodge between the workpiece and the sub-base. Chips are extracted directly where they originate.

In every application: **Fast, precise and clean!**



GSB 19-2 REA Professional impact drill

Extremely high suction power for low levels of dust when drilling in masonry and tiles. Also suitable for drilling overhead thanks to compact design. Retaining valves prevent dust escaping during transport and when emptying the dust box. The changeable microfilter saves money and protects the environment. What's more, the powerful 900 watt motor ensures a fast drilling rate in any material. And different drilling depths can be set quickly with the integrated depth stop.

GSB 21-2 RE/RCT Professional impact drills with GDE 16 Cyl Professional

Virtually dust-free drilling: You save time because you hardly have to do any cleaning up afterwards. Precise work is ensured by the robust aluminium telescopic rail. Whether right-hander or left-hander, you have maximum flexibility. The dust extraction accessory is connected to the dust extractor and impact drill with only one click.

GDE 16 Cyl Professional also works with the GSB 16 RE, GSB 19-2 RE and GSB 21-2 RE/RCT Professional impact drills.





GBH 8-45 DV Professional rotary hammer with GDE 68 and GDE 162 Professional

Powerful together: The practical and universal GDE 68 and GDE 162 Professional dust extraction accessories for large drilling diameters are compatible with all drilling tools. The weight on the machine is not changed because nothing has to be mounted on it. They are also excellent for extracting dust during wet drilling, and are perfectly harmonised with the Bosch Click & Clean System thanks to their direct dust extractor connection. The GDE 68 Professional is perfect for core cutters with a diameter of up to 68 mm, while the GDE 162 Professional is perfect for core cutters with a diameter of up to 162 mm.



GBH 2-28 DFV Professional rotary hammer with GDE 16 Plus dust extraction accessory

A perfect team: The GDE 16 Plus dust extraction accessory for clean drilling with low levels of dust is compatible with all common 2 kg and 3 kg hammers from Bosch and the GBH 18 V-EC Professional, GBH 36 V-LI Plus Professional and GBH 36 VF-LI Plus Professional cordless rotary hammers. The telescopic guide rail makes it easier to work on the wall and ceiling and in tight spaces. The rotating angle piece ensures that the dust extraction hose does not get in the way during work. The centre of gravity is close to the body to enable low user fatigue. The position of the auxiliary handle can be easily adjusted without additional tools and makes it easier to drill in hard-to-reach areas.



GWS 7-125 angle grinder with GDE 125 EA-S Professional and GDE 125 EA-T Professional dust guards

The GDE 125 EA-S Professional and GDE 125 EA-T Professional “Easy Adjust” dust guards are quick and especially easy to mount. Both dust guards are designed for small angle grinders with a diameter of 125 millimetres and are tailored to the different fastening systems of protective guards on angle grinders: “S” stands for “Screw” and “T” for “Toolless”. Both dust guards are simply slipped over the existing protective guards and connected to the tool using a click mechanism. The Easy Adjust dust guards are especially suitable for jobs involving frequent changes of material.

Here you will find the right dust guard for every angle grinder:



GWS 13-125 CI angle grinder with GDE 115/125 FC-T Professional dust guards

The full cover versions of the GDE 115/125 FC-T Professional meet the highest dust protection requirements. They replace the existing protective guard of the angle grinder. They also have cutting depth adjustment and a cutting line mark to ensure precise work.

















GDE 115/125 FC-T Professional are designed for small angle grinders with diameters of 115 and 125 millimetres.






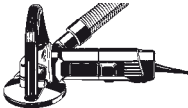







Product and system overview









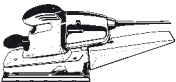











at a glance.

The Click & Clean System is not only perfectly thought through, it is also really easy to use: Connect the dust extractor and start working! This overview offers you a helpful guide to the tools, part numbers and extras such as adapters and accessories. You will also find mobile solutions for individual systems.






Product	Machine models	Applies to part no.	Required accessories for dust extraction
Rotary hammers 	GBH 2-20 D GBH 2-24 D GBH 2-24 DF GBH 2-26 DRE GBH 2-26 DFR GBH 2-28 DV GBH 2-28 DFV GBH 3-28 DRE GBH 3-28 DFR GBH 18 V-EC GBH 36 V-LI Plus GBH 36 VF-LI Plus	0 611 25A ... 0 611 2A0 ... 0 611 2A0 ... 0 611 253 ... 0 611 254 ... 0 611 267 ... 0 611 267 ... 0 611 23A ... 0 611 24A ... 0 611 904 ... 0 611.906 ... 0 611 907 ...	 Dust extraction accessory GDE 16 Plus Drilling diameter 4–16 mm 1 600 A00 15Z
	GBH 2-23 REA	0 611 250 5..	 2 607 002 611
	GBH 5-40 DCE GBH 7-46 DE GBH 8-45 DV GBH 8-45 D GBH 11 DE	– – 0 611 265 0.. 0 611 265 1.. 0 611 245 7..	 Dust extraction accessory GDE 68 1 600 A00 1G7  Dust extraction accessory GDE 162 1 600 A00 1G8  Dust extraction accessory GDE max 1 600 A00 1G9
Demolition hammers 	GSH 5 CE GSH 7 VC	0 611 321 0.. 0 611 322 0..	 Dust extraction accessory GDE max 1 600 A00 1G9
Breakers 	GSH 11 VC GSH 16-28 GSH 16-30 GSH 27 VC	0 611 336 0.. 0 611 335 0.. – 0 611 30A 0..	 Dust extraction accessory GDE hex 1 600 A00 1GA
Diamond drills 	GDB 180 WE	–	 GCR 180 drill stand 0 601 190 100
	GDB 350 WE	–	 GCR 350 drill stand 0 601 190 200
Impact drills 	GSB 16 RE* GSB 18-2 RE GSB 19-2 RE* GSB 21-2 RE / RCT*	0 601 14E ... 0 601 1A2 ... 0 601 17B ... 0 601 19C ...	 Dust extraction attachment Drilling diameter 4–20 mm 1 607 000 173  Dust extraction accessory GDE 16 Cyl 1 600 A00 1FJ
	GSB 19-2 REA	0 601 17C 5..	

* compatible with GDE 16 Cyl

Product	Machine models	Applies to part no.	Required accessories for dust extraction
Wall chasers and slot cutters 	GNF 20 CA GNF 35 CA GNF 65 A	- - -	
Special cut-off grinders 	GWS 24-300 J	-	 Cutting guide with dust extraction outlet 1 605 510 215
Concrete grinders 	GBR 14 CA GBR 15 CA GBR 15 CAG	- - 0 601 776 ...	
Jigsaws 	GST 14,4 V-LI GST 18 V-LI GST 140 CE GST 140 BCE	0 601 58J 404 0 601 58J ... - -	 Dust extraction adapter 2 605 510 301
	GST 90 E GST 90 BE	0 601 58G ... 0 601 58F ...	
	GST 10,8 V-LI	0 601 5A1 0..	
	GST 150 CE GST 150 BCE GST 160 CE GST 160 BCE	0 601 512 ... 0 601 513 ... 0 601 517 ... 0 601 518 ...	 Dust extraction adapter 2 605 510 294
Power hand saw 	GFZ 16-35 AC	-	
Plunge saw 	GKT 55 GCE	0 601 675 5..	
Hand-held circular saws 	GKS 55 GKS 55 GCE GKS 65 GKS 65 GCE GKS 85 GKS 85 G GKS 160 GKS 190 GKS 18 V-LI GKS 36 V-LI	- 0 601 664 9.. 0 601 667 0.. 0 601 668 9.. 0 601 57A 0.. 0 601 97A 9.. 0 601 670 0.. 0 601 623 0.. 0 601 66H 0.. 0 601 645 R..	
Palm router 	GKF 600	0 601 60A 1..	

Product	Machine models	Applies to part no.	Required accessories for dust extraction	Mobile dust solution
Biscuit jointer 	GFF 22 A	0 601 620 0..	 Adapter 1 600 499 005	 Dust bag 3 605 411 003
Planers 	GHO 14,4 V-LI GHO 18 V-LI GHO 15-82 GHO 26-82 GHO 40-82 C	0 601 5A0 402 0 601 5A0 ... 0 601 594 0.. 0 601 594 3.. 0 601 59A 7..		 Dust bag with adapter 2 605 411 035
Belt sander 	GBS 75 AE Set	0 601 274 7..	 Adapter 2 600 499 045	 Dust bag 1 605 411 025
Orbital sanders 	GSS 23 AE	0 601 070 7..		
	GSS 230 AVE GSS 280 AVE GSS 18 V-LI GSS 140-1 A GSS 160-1 A GSS 160-1 A Multi	0 601 292 8.. 0 601 292 9.. 0 601 9D0 2.. 0 601 2A2 ... 0 601 2A2 200 0 601 2A2 300		 Microfilter box 2 605 411 228
	GSS 140 A	0 601 297 0..	 Adapter 2 600 306 007	 Microfilter box 2 605 411 203
	GSS 230 AE GSS 280 AE	0 601 292 6.. 0 601 293 6..		 Microfilter box 2 605 411 147
Delta sander 	GDA 280 E	0 601 294 7..		
Random orbit sanders 	GEX 125 AC GEX 150 AC GEX 150 Turbo	0 601 372 5.. 0 601 372 7.. 0 601 250 7..		
	GEX 125-1 AE	0 601 387 5..		 Microfilter box 2 609 199 176
	GEX 125-150 AVE	0 601 37B 1..		 Microfilter box 2 605 411 233
Benchtop tools 	GCM 8 S GCM 8 SJ GCM 8 SJL GCM 800 S GCM 800 SJ	- - 0 601 B19 1.. - 0 601 B19 0..		
	GCM 10 GCM 10 J GCM 10 SD GCM 10 S	- - 0 601 B22 5.. 0 601 B20 5..		
	GCM 12 GCM 12 SD GCM 12 GDL GCM 12 SDE	- 0 601 B23 5.. 0 601 B23 6.. 0 601 B23 1..		
	GTM 12 JL	0 601 B15 ...		
	GTS 10 J GTS 10 XC	0 601 B30 5.. 0 601 B30 4..		
			 Dust extraction adapter 2 610 015 513	 Dust bag 2 605 411 205

Product	Machine models	Applies to part no.	Required accessories for dust extraction	
Routers 	GOF 2000 CE	–		Dust extraction adapter with screw 2 608 190 039
	GOF 1250 CE GOF 1250 LCE	0 601 626 ... 0 601 626 ...		
	GOF 1600 CE GMF 1600 CE	0 601 624 0.. 0 601 624 0..		Dust extraction adapter with screws 2 608 000 489 Dust extraction adapter with screws 2 607 017 128 Dust extraction adapter with screws 2 608 000 488
Multi-tools 	GOP 10,8 V-LI GOP 250 CE	0 601 858 ... 0 601 230 ...		Dust extraction adapter 2 608 190 054
	GOP 18 V-EC	0 601 8B0 ...		Dust extraction adapter 2 608 190 060
	GOP 300 SCE	0 601 230 ...		Dust extraction adapter 2 608 190 056
720 W – 1700 W angle grinders 	GWS 9-115/P GWS 13-125 CI	0 601 790 ... 0 601 79E ...		GDE 115/125 FC-T 1 600 A00 3DK
	GWS 11-125/P	0 601 792 ...		GDE 115/125 FC-T 1 600 A00 3DK
	GWS 12-125 CIP	0 601 793 ...		GDE 125 EA-T 1 600 A00 3DJ


Product	Machine models	Applies to part no.	Required accessories for dust extraction	
2000 W – 2600 W angle grinders 	GWS 20-230 ...	–		GDE 230 FC-S 1 600 A00 3DL
	GWS 21-230 ...	–		
	GWS 22-230 ...	0 601 882 ...		
	GWS 24-230 J	–		GDE 230 FC-T 1 600 A00 3DM
	GWS 22-230 LVI	0 601 891 ...		
	GWS 24-230 JVX	–		
	GWS 24-230 LVI	0 601 893 ...		
Cordless angle grinders 	GWS 18 V-LI	0 601 93A ...		GDE 125 EA-S 1 600 A00 3DH
	GWS 18-125 V-LI	0 601 93A ...		

Angle grinder seeks dust extraction system.
 Use the new search in the Toolbox App to easily find out which dust guard fits your angle grinder.

Dust guards for angle grinders

GDE 125 EA-S	1 600 A00 3DH
GDE 125 EA-T	1 600 A00 3DJ
GDE 115/125 FC-T	1 600 A00 3DK
GDE 230 FC-S	1 600 A00 3DL
GDE 230 FC-T	1 600 A00 3DM

**Not found the matching dust guard?
 Simply scan the QR code and find it.**




The Bosch Toolbox App –

Download the innovative collection of digital professional tools for free!



Search for “Bosch Toolbox” in the Apple App Store or in Google Play and enjoy all the advantages absolutely free of charge!



Technical data and scope of delivery – Everything at a glance.

Dust extractors	GAS 20 L SFC Professional	GAS 25 L SFC Professional	GAS 35 L SFC+ Professional
			
Technical data	0 601 97B ...	0 601 979 ...	0 601 9C3 ...
Max. power input (Turbine)	1200 W	1200 W	1380 W
Container volume, gross	19 l	25 l	35 l
Container volume, net, water	7.5 l	16 l	19.2 l
Container volume, net, dust	10 l	20 l	23 l
Filter surface area	2,800 cm ²	4,300 cm ²	6,150 cm ²
Dust class of wet/dry extractor	L	L	L
Dust class of main filter	L	M	M
Weight	6.0 kg	12.7 kg	11.6 kg
Scope of delivery	... 000	... 103	... 000
2x extraction pipes 0.5 m, diameter 35 mm (2 607 000 162)	–	●	–
2x extraction pipes 0.5 m, diameter 35 mm (2 607 002 631)	●	–	–
3x chrome-plated extraction pipes 0.35 m (2 608 000 575)	–	–	●
Floor nozzle set (1 609 390 478)	–	–	●
Disposal bag (2 605 411 231)	●	–	–
Disposal bag (2 607 432 043)	–	–	●
Pleated filter (2 607 432 024)	●	–	–
Cellulose flat-pleated filter (2 607 432 033)	–	–	●
250 mm crevice nozzle (2 607 000 165)	●	●	●
Coarse dirt nozzle (2 607 000 170)	●	●	–
Elbow (2 608 000 573)	–	–	●
Suction regulator control (2 607 000 164)	–	●	–
Suction regulator control (2 607 002 630)	●	–	–
Multi-purpose nozzle	–	●	–
Paper dust bag (2 605 411 167)	–	●	–
Polyester filter (2 607 432 015)	–	●	–
SFC+ module	–	–	●
3 m hose, diameter 35 mm, with power tool adapter (2 608 000 569)	–	–	●
3 m hose, diameter 35 mm, with power tool adapter (2 609 390 392)	–	●	–
Universal power tool adapter (2 607 002 632)	●	–	–
3 m universal hose, diameter 40 mm (1 600 A00 0JF)	●	–	–

Dust extractors	GAS 35 L AFC Professional	GAS 35 M AFC Professional	GAS 55 M AFC Professional
			
Technical data	0 601 9C3 ...	0 601 9C3 ...	0 601 9C3 ...
Max. power input (Turbine)	1380 W	1380 W	1380 W
Container volume, gross	35 l	35 l	55 l
Container volume, net, water	19.2 l	19.2 l	40 l
Container volume, net, dust	23 l	23 l	43 l
Filter surface area	6,150 cm ²	6,150 cm ²	6,150 cm ²
Dust class of wet/dry extractor	L	M	M
Dust class of main filter	M	M	M
Weight	12.2 kg	12.4 kg	16.2 kg
Scope of delivery	... 200	... 100	... 300
3x chrome-plated extraction pipes 0.35 m (2 608 000 575)	●	●	●
Floor nozzle set (1 609 390 478)	●	●	●
Disposal bag (2 607 432 043)	●	●	●
PES flat-pleated filter (2 607 432 034)	●	●	●
250 mm crevice nozzle (2 607 000 165)	●	●	●
Elbow (2 608 000 573)	●	●	●
5 m hose, diameter 35 mm, antistatic with power tool adapter (2 608 000 566)	–	●	●
5 m hose, diameter 35 mm, with power tool adapter (2 608 000 565)	●	–	–




Cordless dust extractor	GAS 10,8 V-Li Professional
Technical data	0 601 9E3 ...
Battery voltage	10.8 V
Container volume	0.35 l
Filter surface area	408 cm ²
Max. volume flow rate (Turbine)	15 l/sec
Max. vacuum pressure (Turbine)	45 mbar
Weight	0.87 kg including battery
Scope of delivery	... 000
Dust extractor without battery	●
Scope of delivery	... 001
In the L-BOXX (dust extractor without battery and charger)	●
Scope of delivery	... 002
In the L-BOXX with 2x 2.5 Ah batteries and a charger (2x GBA 10,8 V/2,5 Ah O-B; 1x AL1130CV [UNI])	●







Accessories for GAS 35 / 55 Professional at a glance.





Working with a system means working completely cleanly because everything fits together. Bosch power tools, dust extractors and accessories are perfectly harmonised with each other. Whether filters or elbows, pipes or tool adapters, normal or antistatic hoses: With Bosch you are perfectly equipped to work cleanly.









<p>Flat-pleated filters</p>  <p>Page 44</p>	<p>Filter bags</p>  <p>Page 45</p>	<p>Hoses</p>  <p>Page 46</p>	<p>Other accessories</p>  <p>Page 46/47</p>
--	---	--	---

Flat-pleated filter product range	Part no.	Description
<p>Cellulose flat-pleated filter</p> 	<p>2 607 432 033</p>	<p>The cellulose flat-pleated filter is made of nano-coated paper material and is ideal for extracting fine dust and dry dirt particles.</p> <p>Examples: Sanding, routing, drilling in wood.</p> <p>Dust class M certification</p>
<p>PES (polyester) flat-pleated filter</p> 	<p>2 607 432 034</p>	<p>The nano-coated PES (polyester) flat-pleated filter is ideal for wet and dry applications. The filter can be easily cleaned under running water without any problems. It is recommended that you let the filter dry after cleaning. The PES filter is rot-proof.</p> <p>Dust class M certification</p>
<p>PTFE (polytetrafluoroethylene) flat-pleated filter</p> 	<p>2 607 432 041</p>	<p>The PTFE (polytetrafluoroethylene) special flat-pleated filter is ideal for wet and dry applications. The filter can be easily cleaned under running water without any problems. It is recommended that you let the filter dry after cleaning. The PTFE filter is rot-proof, extremely robust and durable.</p> <p>This filter is ideal for extreme applications such as working on "green concrete" or for extracting damp fine dusts.</p> <p>Dust class M certification</p>

Flat-pleated filter product range	Part no.	Description
<p>GAS 35 paper filter bag</p> 	2 607 432 035	<p>The paper filter bag is advisable for simple, coarser dusts and dirt that have non-abrasive effects. The paper filter bag enables the extracted material to be disposed of with low levels of dust.</p> <p>This filter bag is only suitable for dry applications.</p> <p>If a paper filter bag is used, the automatic filter cleaning (AFC) or semi-automatic filter cleaning Plus (SFC+) should be switched off.</p> <p>The two paper filter bags in the range are certified for dust class M.</p>
<p>GAS 55 paper filter bag</p> 	2 607 432 036	
<p>GAS 35 fleece filter bag</p> 	2 607 432 037	<p>The fleece filter bag is very robust, can hold a very high volume of dust (2 to 3 times that of a paper filter bag) and enables the extracted material to be disposed of easily and with low levels of dust. The fleece filter bag is also less sensitive to abrasive materials and moisture than, for example, paper filter bags.</p> <p>The fleece filter bag is suitable for dry applications.</p> <p>The fleece filter bags in the range are certified for dust class M.</p>
<p>GAS 55 fleece filter bag</p> 	2 607 432 038	
<p>GAS 35 reusable fleece filter bag</p> 	2 607 432 045	<p>This fleece filter bag can be repeatedly reused because the contents can be emptied by opening the sealing rail. Their very sturdy construction enables large amounts of dust to be extracted.</p> <p>The fleece filter bag is suitable for dry applications.</p> <p>This fleece filter bag is suitable for extracting materials that require an L-certification.</p>
<p>GAS 35/55 wet filter bag</p> 	2 607 432 039	<p>The wet filter bag is ideal for working in wet environments. In contrast to the fleece filter bag, the wet filter bag lets the liquid through. This means that solid dirt particles stay in the wet filter bag, while liquids flow into the container. This makes it easier to empty and dispose of the extracted materials and liquids.</p> <p>The wet filter bag is certified for dust class L.</p>
<p>GAS 35/55 disposal bag</p> 	2 607 432 043	<p>The disposal bag is the ideal filter bag for working with the automatic filter cleaning system (AFC).</p> <p>The disposal bag is suitable for dry and wet applications.</p> <p>It enables the extracted materials to be disposed of with low levels of dust and is therefore suitable for use with M-certified dust extractors.</p>


Hose with tool adapter, diameter 35 mm	Part no.	Description
5 m hose 	2 608 000 565	<p>The new suction hoses with a diameter of 35 mm are available in two different lengths: 5 m or 3 m.</p> <p>These suction hoses are supplied with a mounted tool adapter.</p> <p>Bosch's antistatic suction hoses are blue and prevent static charge during work. Antistatic hoses are also non-marking and included as standard with the GAS 35 M AFC and GAS 55 M AFC dust extractors.</p>
5 m hose, antistatic 	2 608 000 566	
3 m hose 	2 608 000 569	
3 m hose, antistatic 	2 608 000 570	

Hose with tool adapter, diameter 22 mm	Part no.	Description
5 m hose 	2 608 000 567	<p>The new suction hoses with a diameter of 22 mm are available in two different lengths: 5 m or 3 m.</p> <p>These suction hoses are supplied with a mounted tool adapter.</p> <p>Bosch's antistatic suction hoses are blue and prevent static charge during work. Antistatic hoses are also non-marking.</p> <p>The hose is considerably lighter and more flexible due to its reduced diameter. This is ideal when working overhead for applications with low to medium dust development.</p>
5 m hose, antistatic 	2 608 000 568	
3 m hose 	2 608 000 571	
3 m hose, antistatic 	2 608 000 572	

Other accessories	Part no.	Description
Extension pipe, chrome-plated 	2 608 000 575	<p>The chrome-plated extension pipes support the high suction power of the wet and dry dust extractors due to their sufficiently large diameter.</p> <p>The extension pipes enable individual adjustment to various work heights. What's more, they fit into all L-BOXes for safe transport and clean storage.</p>
Antistatic elbow 	2 608 000 573	

Other accessories	Part no.	Description
Crevice nozzle 	2 607 000 165	The concentrated airflow of the crevice nozzle enables deep-seated dirt to be extracted from corners and crevices.
Floor nozzle set 	1 609 390 478	For optimum wet and dry dirt collection. The floor nozzle set has a working width of 300 mm. The side rollers make it easier to use. The brush strips are suitable for extracting dry and damp materials. The rubber lips included in the set are ideal for extracting liquids.
Floor nozzle 	1 609 201 230	The floor nozzle is ideal for use in buildings.
Coarse dirt nozzle 	2 607 000 170	The coarse dirt nozzle is ideal for extracting coarse chips and dirt.
Small floor nozzle 	2 607 000 166	The small floor nozzle is ideal for extracting smaller amounts of chips and dirt.
Rubber nozzle 	1 609 201 229	The rubber nozzle is ideal for extracting finer dirt in hard-to-reach areas.
Small round brush 	1 609 390 481	The small round brush is ideal for extracting a wide variety of materials.
Tool adapter 	2 608 000 585	The tool adapter with additional air control is used as a connector between the hose and the power tool. Due to the false air opening, you can control the suction power of the dust extractor at the adapter, e.g. to prevent the tool from sticking to the surface. An advantage: The tool adapter is antistatic and compatible with all power tools.
L-BOXX inlay 	1 600 A00 3R9	Storage and transport made easy: The L-BOXX inlay ensures organised and easy storage of your accessories. You can easily transport the L-BOXX on the new dust extractors. Optimised for L-BOXX 102 (1 600 A00 1RP)

Accessories for GAS 10,8 V-LI Professional

Flat-pleated filter product range	Part no.	Description
Cellulose flat-pleated filter 	2 607 432 046	The cellulose flat-pleated filter offers an excellent dust retention capacity. It retains dust particles up to less than 50 µm. This filter is only for dry applications.

