

# ALGAE AND INVERTEBRATES IN THE WATER COLUMN OF SELECTED PRAIRIE WETLANDS IN THE COTTONWOOD LAKE AREA, STUTSMAN COUNTY, NORTH DAKOTA, 1984

By  
J. W. LaBaugh and G. A. Swanson

---

U. S. GEOLOGICAL SURVEY  
Open-File Report 88-451

Prepared in cooperation with the  
U. S. FISH AND WILDLIFE SERVICE  
NORTHERN PRAIRIE WILDLIFE RESEARCH CENTER



Lakewood, Colorado  
1988

DEPARTMENT OF THE INTERIOR  
DONALD PAUL HODEL, Secretary  
U.S. GEOLOGICAL SURVEY  
Dallas L. Peck, Director

---

For additional information write to:

James W. LaBaugh  
U.S. Geological Survey  
Box 25046, MS 413  
Denver Federal Center  
Lakewood, CO 80225-0046

Copies of this report can be  
purchased from:

U. S. Geological Survey  
Books and Open-File Reports  
Federal Center, Building 810  
Box 25425  
Denver, CO 80225

## CONTENTS

	Page
Abstract-----	1
Introduction-----	1
Methods of sample collection and analysis-----	1
References-----	2

## ILLUSTRATIONS

Figure 1. Map showing location of study area and location of wetlands in which algae and invertebrates were collected.-----	3
2. Diagram showing design for sampling algae and invertebrates in wetlands.-----	4

## TABLES

	Page
Table 1. Algal species and species density in the water column of wetland P1-----	5
2. Algal species and species density in the water column of wetland P8-----	23
3. Algal species and species density in the water column of wetland P11-----	48
4. Algal species and species density in the water column of wetland T3-----	65
5. Algal species and species density in the water column of wetland T8-----	74
6. Invertebrate species and species density in the water column of wetland P1-----	81
7. Invertebrate species and species density in the water column of wetland P8-----	84
8. Invertebrate species and species density in the water column of wetland P11-----	90
9. Invertebrate species and species density in the water column of wetland T3-----	93
10. Invertebrate species and species density in the water column of wetland T8-----	95

## METRIC CONVERSION FACTORS

<i>Multiply</i>	<i>by</i>	<i>To obtain</i>
micrometer	$3.9370079 \times 10^5$	inch
milliliter	0.06102	cubic inch
liter	0.0353	cubic foot

**ALGAE AND INVERTEBRATES IN THE WATER COLUMN OF SELECTED PRAIRIE  
WETLANDS IN THE COTTONWOOD LAKE AREA, STUTSMAN COUNTY, NORTH DAKOTA, 1984**

---

by J. W. LaBaugh and G. A. Swanson<sup>1</sup>

---

**ABSTRACT**

Studies of hydrological-biogeochemical interactions on selected prairie wetlands in the Cottonwood Lake area, Stutsman County, North Dakota, includes investigations of fluxes of chemical elements closely related to the structure and function of biological communities of these wetlands. Data presented in this report include species identification of algae and invertebrates and the density of each of those species collected in the water column of the wetlands. Samples were collected along three transects in each wetland during the period in 1984 that the wetlands contained water when ice was not present.

**INTRODUCTION**

Algae and invertebrate data were collected from selected prairie wetlands in the Cottonwood Lake area, Stutsman County, North Dakota (fig. 1), as part of a continuing study of the interaction between hydrologic fluxes, chemical fluxes, and the biological communities of these wetlands by the U.S. Geological Survey and the U.S. Fish and Wildlife Service. The rationale for selection of the Cottonwood Lake area for the intensive study of hydrologic, chemical, and biological processes is given by Winter and Carr (1980). An interpretive report of the relation between chemical characteristics of wetlands and the local ground-water-flow system is given by LaBaugh and others (1987).

**METHODS OF SAMPLE COLLECTION AND ANALYSIS**

Two types of wetlands were selected for study, semipermanent and seasonal. Semipermanent wetlands contained water the entire year and were not covered by ice between late April and late October. Seasonal wetlands contained water from the time snow and ice melted in the wetlands in April until late July when the wetlands were completely dry. Samples were collected from semipermanent wetlands (wetland P1, wetland P8, and wetland P11) as well as from seasonal wetlands (wetland T3 and wetland T8) approximately once a month during the period when the wetlands contained water and were not covered by ice. All samples were collected at a single point along each of three transects in each wetland (fig. 2) by use of a tube water-column sampler that was described by Swanson (1978). Details concerning the location of the transects chosen for sample collection and point of collection within each transect in these wetlands were presented by LaBaugh and others (1987).

---

1. U. S. Fish and Wildlife Service, Jamestown, North Dakota

After water from a transect within a wetland was collected in the tube water-column sampler, water for subsequent algal analysis from that transect was put into a 1-liter high-density polyethylene bottle. To this bottle, 10 milliliters of Lugol's solution was added as a preservative. Preserved samples were sent to Chadwick and Associates<sup>1</sup>, Littleton, Colorado, for species identification of algae and enumeration of algae for species density (cells per milliliter) using an inverted microscope. Results of this analysis are presented in tables 1-5.

Prior to analysis of invertebrate species identification and enumeration, the volume of water collected from an individual transect within a wetland was measured by use of a 1-liter graduated cylinder and then recorded. Water was then poured through a Wisconsin plankton net bucket (mesh size opening 80 micrometers). The sample contained within the bucket was emptied into a 250 milliliter high-density polyethylene bottle. Soda water was added to narcotize the organisms in the bottle prior to the addition of 10 milliliters of 40 percent formalin as a preservative. Preserved samples were sent to Dr. William Taylor, Michigan State University for species identification of invertebrates and enumeration of each species. The number of organisms in the sample were divided by the corresponding recorded volume of water for that sample to determine the density of organisms per liter. These results are presented in Tables 6-10.

#### REFERENCES

- LaBaugh, J.W., Winter, T.C., Adomaitis, V.A., and Swanson, G.A., 1987, Hydrology and chemistry of selected prairie wetlands in the Cottonwood Lake area, Stutsman County, North Dakota, 1979-82: U.S. Geological Survey Professional Paper 1431, 26 p.
- Swanson, G.A., 1978, A water column sampler for invertebrates in shallow wetlands: Journal of Wildlife Management, v. 42, p. 670-671.
- Winter, T.C., and Carr, M.R., 1980, Hydrologic setting of wetlands in the Cottonwood Lake area, Cottonwood Lake area, Stutsman County, North Dakota: U.S. Geological Survey Water-Resources Investigations 80-99, 42 p.

---

1. use of firm names in this report is for identification purposes only and does not constitute endorsement by the U.S. Geological Survey.

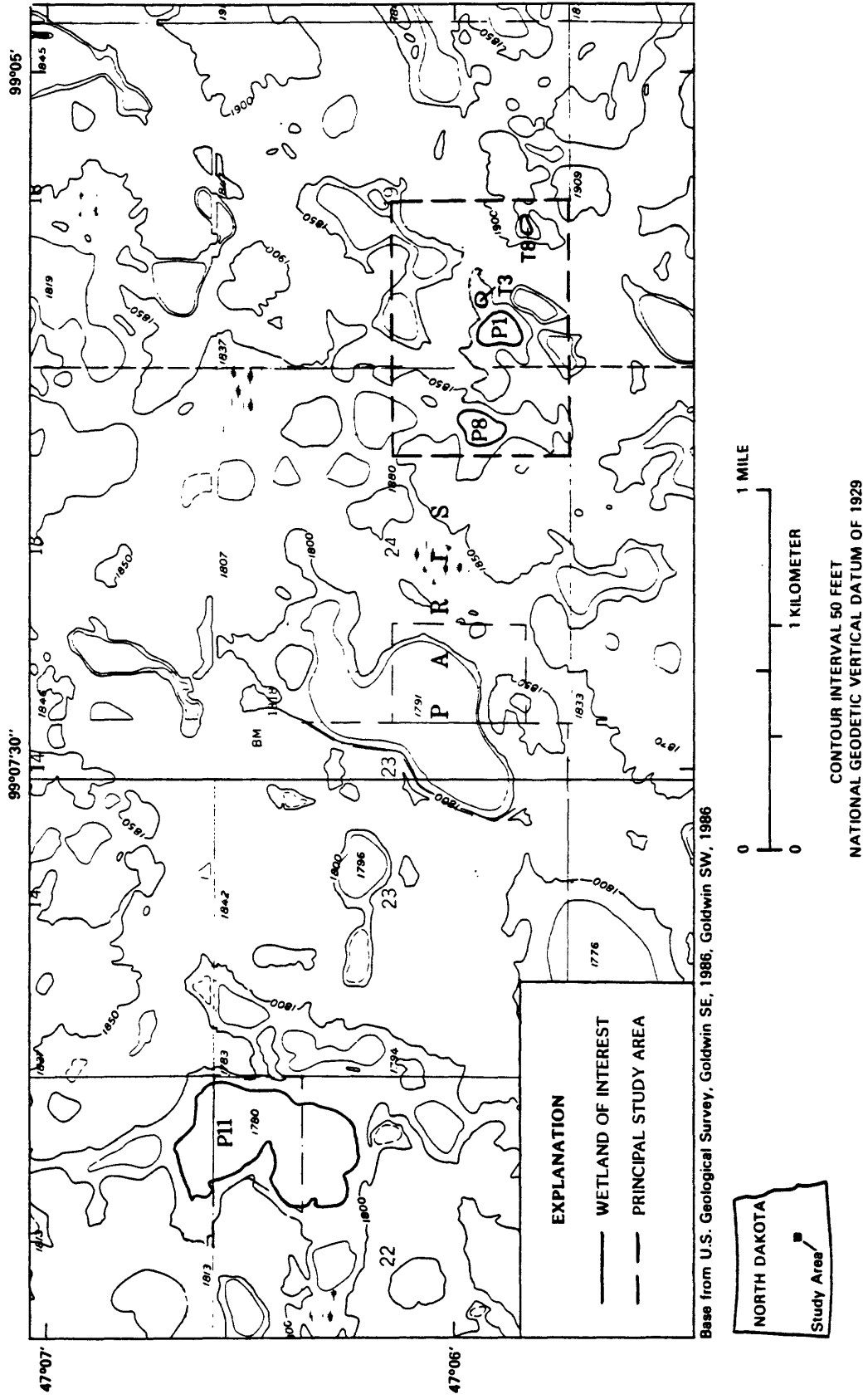


Figure 1.--Location of study area and location of wetlands in which algae and invertebrates were collected.

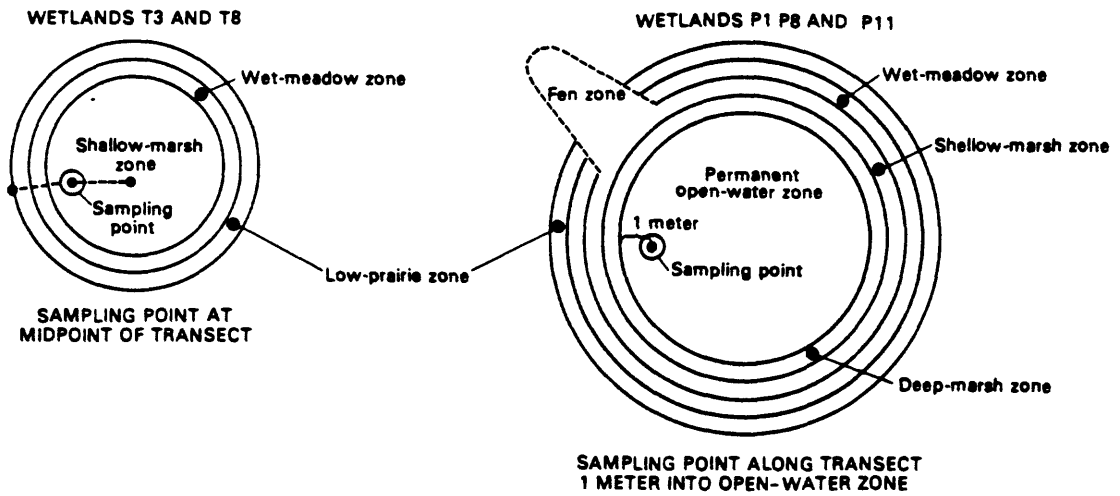
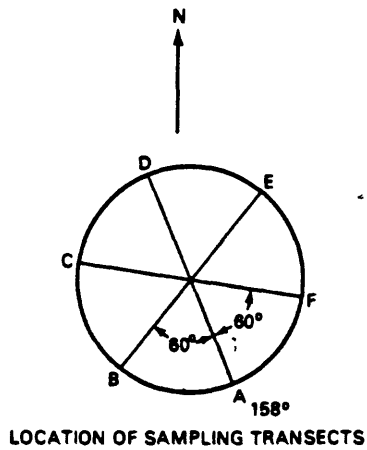


Figure 2.--Design for sampling algae and invertebrates in wetlands.

Table 1. Algal species and species density in the water column of Wetland P1.

Cyanophyta										
[Density in cells per milliliter]										
Month	Day	Transect	<i>Anabaena</i> <i>sp.</i>	<i>Aphanocapsa</i> <i>delicatissima</i>	<i>Aphanothece</i> <i>sp.</i>	<i>Chamaesiphon</i> <i>curvatus</i>	<i>Chroococcus</i> <i>sp.</i>	<i>Chroococcus</i> <i>sp. 1</i>	<i>Chroococcus</i> <i>sp. 2</i>	<i>Chroococcus</i> <i>sp. 2</i>
5	15	A	*	*	*	*	*	*	*	*
5	15	C	*	*	*	*	*	*	*	*
5	15	E	*	*	*	*	*	*	*	*
6	18	A	*	454	*	*	*	*	*	*
6	18	C	*	398	341	*	*	*	*	284
6	18	E	*	568	*	*	795	*	*	*
7	6	A	*	*	*	*	*	*	*	966
7	6	C	*	*	*	*	*	*	*	398
7	6	E	*	*	*	28	*	*	*	*

Cyanophyta										
[Density in cells per milliliter]										
Month	Day	Transect	<i>Chroococcus</i> <i>sp. 3</i>	<i>Chroococcus</i> <i>dispersus</i>	<i>Coelosphaerium</i> <i>collinsii</i>	<i>Dactylococcopsis</i> <i>acicularis</i>	<i>Dactylococcopsis</i> <i>raphidioides</i>	<i>Dactylococcopsis</i> <i>smithii</i>	<i>Gloethece</i> <i>linearis</i>	<i>Gloethece</i> <i>linearis</i>
5	15	A	*	*	5226	*	*	*	*	*
5	15	C	*	*	*	*	*	*	*	*
5	15	E	*	*	*	*	*	28	*	*
6	18	A	*	*	*	*	*	*	*	*
6	18	C	*	*	*	*	*	*	*	*
6	18	E	*	*	*	*	*	*	*	*
7	6	A	*	*	*	*	*	*	*	*
7	6	C	*	*	*	28	*	*	*	*
7	6	E	*	*	*	*	*	*	*	*



Table 1. Algal species and species density in the water column of Wetland Pl.-Continued.

Cyanophyta												
[Density in cells per milliliter]												
Month	Day	Transect	Lyngbya sp.	Lyngbya limnetica	Lyngbya nana	Lyngbya sp.	Oscillatoria sp.	Oscillatoria sp. 1	Oscillatoria sp. 2	Oscillatoria sp. 2	Oscillatoria sp. 2	Oscillatoria agardhii
5	15	A	*	*	909	*	*	*	*	*	*	*
5	15	C	*	*	*	*	*	*	*	*	*	*
5	15	E	*	*	1193	*	*	*	*	*	*	*
6	18	A	*	*	*	*	*	*	*	*	*	*
6	18	C	*	*	*	*	*	*	*	*	*	*
6	18	E	*	*	*	909	*	*	*	*	*	*
7	6	A	*	*	170	*	1250	852	*	*	*	*
7	6	C	341	1051	*	*	*	*	*	*	*	*
7	6	E	*	*	*	114	*	*	*	*	*	*

Cyanophyta												
[Density in cells per milliliter]												
Month	Day	Transect	Oscillatoria angusta	Oscillatoria angustissima	Oscillatoria limnetica	Oscillatoria princeps	Oscillatoria splendida	Oscillatoria sp.	Phormidium foveolarum	Phormidium foveolarum	Phormidium foveolarum	Phormidium foveolarum
5	15	A	*	*	227	341	*	224	*	*	*	*
5	15	C	*	1818	*	*	*	*	*	*	*	*
5	15	E	*	227	653	*	454	454	*	*	*	*
6	18	A	*	*	*	*	*	*	*	*	*	1250
6	18	C	852	909	*	*	*	*	*	*	*	*
6	18	E	*	*	*	*	*	*	*	*	*	*
7	6	A	*	*	*	*	*	*	*	*	*	398
7	6	C	*	*	341	*	*	*	*	*	*	*
7	6	E	*	*	*	*	*	*	*	*	*	*

Table 1. Algal species and species density in the water column of Wetland Pl.-Continued.

Cyanophyta										
[Density in cells per milliliter]										
Month	Day	Transect	<i>Rhabdoderma</i> sp.	<i>Rhabdoderma minima</i>	<i>Rhabdoderma sigmoidea</i>	<i>Rhabdoderma sigmoidea</i> var minor	<i>Spirulina</i> sp.	<i>Spirulina</i> sp. 1	<i>Spirulina</i> sp. 2	
5	15	A	*	*	284	*	*	*	*	*
5	15	C	*	*	*	*	*	*	*	*
5	15	E	*	*	*	*	*	*	*	*
6	18	A	*	*	*	*	*	*	*	*
6	18	C	*	*	57	*	*	*	*	*
6	18	E	*	*	*	*	*	*	*	*
7	6	A	*	*	*	170	*	*	*	*
7	6	C	*	*	28	*	*	*	*	*
7	6	E	*	*	*	*	*	*	*	*

Cyanophyta										
[Density in cells per milliliter]										
Month	Day	Transect	<i>Spirulina princeps</i>	<i>Spirulina laxissima</i> sp.	<i>Synechococcus aeruginosa</i>	<i>Synechococcus elongatus</i>	<i>Synechococcus linearis</i>	<i>Synechococcus aquatilis</i>		
5	15	A	*	*	*	57	568	*	*	*
5	15	C	*	*	*	*	170	*	*	*
5	15	E	*	*	*	*	114	*	*	*
6	18	A	*	*	*	28	*	*	*	57
6	18	C	*	*	852	57	170	284	*	*
6	18	E	*	*	57	*	*	*	*	227
7	6	A	*	*	*	*	284	170	*	*
7	6	C	*	*	170	*	*	*	*	57
7	6	E	*	*	*	*	*	*	*	*

Table 1. Algal species and species density in the water column of Wetland Pl.--Continued.

Cryptophyta									
[Density in cells per milliliter]									
Month	Day	Transect	<i>Chroomonas nordstedtii</i>	<i>Cryptomonas sp.</i>	<i>Cryptomonas sp. 1</i>	<i>Cryptomonas sp. 2</i>	<i>Cryptomonas erosa</i>		
5	15	A	*	*	*	*	*		*
5	15	C	5510	*	57	625	*		*
5	15	E	*	341	*	*	*		*
6	18	A	2584	*	*	*	*	1477	
6	18	C	2840	*	57	284	*	909	
6	18	E	1818	*	*	*	*	398	
7	6	A	3124	*	*	*	*	*	
7	6	C	2700	*	*	*	*	*	
7	6	E	*	*	*	*	*	28	

Cryptophyta									
[Density in cells per milliliter]									
Month	Day	Transect	<i>Cryptomonas marsonii</i>	<i>Cryptomonas rostratoformis</i>	<i>Protochrysis phaeophycearum</i>	<i>Rhodomonas minuta</i>			
5	15	A	57	57	*	3862	*		*
5	15	C	*	*	*	3380	*		*
5	15	E	*	*	*				*
6	18	A	*	28	*	*	*		*
6	18	C	114	*	57	227	*		*
6	18	E	*	*	*	511	*		*
7	6	A	*	*	*	*	*		*
7	6	C	*	*	*	310	*		*
7	6	E	*	*	*	1477	*		*

Table 1. Algal species and species density in the water column of Wetland P1--Continued.

Chlorophyta										
[Density in cells per milliliter]										
Month	Day	Transect	<i>Ankistrodesmus</i> sp.	<i>Ankistrodesmus</i> <i>braunii</i>	<i>Ankistrodesmus</i> <i>convolutus</i>	<i>Ankistrodesmus</i> <i>falcatus</i>	<i>Carteria</i> sp.	<i>Chlamydomonas</i> sp. 1	<i>Chlamydomonas</i> sp. 2	<i>Chlamydomonas</i> sp.
5	15	A	57	*	*	*	*	57	*	*
5	15	C	*	*	*	*	*	*	*	*
5	15	E	28	*	*	*	*	312	*	85
6	18	A	*	*	*	*	*	*	*	*
6	18	C	*	*	*	*	*	*	*	57
6	18	E	*	*	*	*	*	738	*	1988
7	6	A	*	*	*	*	*	170	*	114
7	6	C	*	*	*	*	*	85	*	*
7	6	E	*	*	*	*	*	85	*	738

Chlorophyta										
[Density in cells per milliliter]										
Month	Day	Transect	<i>Chlamydomonas</i> sp. 3	<i>Chlamydomonas</i> sp. 4	<i>Chlorella</i> <i>vulgaris</i>	<i>Chlorococcum</i> <i>humicola</i>	<i>Chlorococcum</i> <i>infusium</i>	<i>Chlorococcum</i> sp.	<i>Chlorogonium</i> sp.	<i>Glosterium</i> sp.
5	15	A	57	*	*	284	*	*	*	*
5	15	C	568	*	*	*	*	*	*	*
5	15	E	57	*	28	*	*	*	*	*
6	18	A	2641	*	*	*	*	*	57	*
6	18	C	4430	*	*	*	*	*	*	*
6	18	E	*	*	*	*	*	*	*	*
7	6	A	57	*	*	*	*	*	*	*
7	6	C	341	*	*	341	*	*	57	*
7	6	E	*	28	*	*	*	*	*	*

Table 1. Algal species and species density in the water column of Wetland P1--Continued.

Chlorophyta										
[Density in cells per milliliter]										
Month	Day	Transect	<i>Closterium</i> <i>sp. 1</i>	<i>Closterium</i> <i>sp. 2</i>	<i>Platymonas</i> <i>sp.</i>	<i>Scenedesmus</i> <i>sp.</i>	<i>Scenedesmus</i> <i>quadricauda</i>	<i>Scenedesmus</i> <i>serratus</i>	<i>Schroederia</i> <i>Judayi</i>	
5	15	A	*	*	*	*	*	*	*	*
5	15	C	*	*	*	*	*	*	*	*
5	15	E	*	*	*	*	114	85	*	*
6	18	A	*	*	57	*	*	*	*	*
6	18	C	*	*	*	*	*	*	57	*
6	18	E	57	*	*	*	*	*	*	*
7	6	A	*	*	*	*	*	*	*	*
7	6	C	*	*	*	*	*	*	*	*
7	6	E	*	*	*	*	*	*	*	28

Chlorophyta										
[Density in cells per milliliter]										
Month	Day	Transect	<i>Schroederia</i> <i>setigera</i>	<i>Spirogyra</i> <i>sp.</i>	<i>Trebubaria</i> <i>sp.</i>	<i>Chlorophyta</i> <i>resting spores</i>				
5	15	A	*	*	*	*				
5	15	C	*	*	*	*				
5	15	E	*	*	*	*				
6	18	A	28	*	*	*				
6	18	C	*	*	*	*				
6	18	E	*	*	*	*				
7	6	A	57	*	*	*				
7	6	C	*	*	*	*				
7	6	E	*	*	*	*				

Table 1. Algal species and species density in the water column of Wetland Pl.--Continued.

Chrysophyta											
[Density in cells per milliliter]											
Month	Day	Transect	<i>Characidiopsis</i> sp.	<i>Chromulina</i> sp.	<i>Chrysamoeba</i> sp.	<i>Ochromonas</i> sp.	<i>Ochromonas</i> sp. 1	<i>Ochromonas</i> sp. 2			
5	15	A	*	*	*	*	*	*			
5	15	C	*	57	*	*	*	*			
5	15	E	*	*	*	170	*	*			
6	18	A	*	57	*	*	1221	28			
6	18	C	*	*	*	*	3294	966			
6	18	E	*	*	*	795	*	*			
7	6	A	*	*	*	*	682	*			
7	6	C	*	426	*	*	*	28			
7	6	E	*	*	*	*	*	*			
Bacillariophyta											
[Density in cells per milliliter]											
Month	Day	Transect	<i>Cyclotella</i> <i>meneghiniana</i>	<i>Amphipleura</i> <i>pelucida</i>	<i>Amphora</i> <i>ovalis</i>	<i>Cocconeis</i> <i>placentula</i>	<i>Cymbella</i> <i>cistula</i>	<i>Cymbella</i> <i>minuta</i>	<i>Eunotia</i> <i>curvata</i>		
5	15	A	*	*	*	*	*	*	*		
5	15	C	*	*	*	*	*	*	*		
5	15	E	*	57	*	*	6	85	*		
6	18	A	*	*	57	*	*	*	*		
6	18	C	*	*	*	142	*	*	*		
6	18	E	*	*	*	*	*	*	*		
7	6	A	*	*	*	57	*	*	*	57	*
7	6	C	*	*	*	653	*	*	*	*	*
7	6	E	14	*	*	341	*	*	*	*	*

Table 1. Algal species and species density in the water column of Wetland P1--Continued.

Bacillariophyta [Density in cells per milliliter]										
Month	Day	Transect	<i>Fragilaria capucina</i> <i>capucina</i>	<i>Fragilaria capucina</i> <i>var mesolepta</i>	<i>Gomphonema</i> <i>sp.</i>	<i>Gomphonema</i> <i>angustatum</i>	<i>Gomphonema</i> <i>gracile</i>	<i>Gomphonema</i> <i>parvulum</i>	<i>Navicula</i> <i>sp.</i>	
5	15	A	*	*	*	*	*	*	*	*
5	15	C	*	*	*	*	*	*	*	*
5	15	E	*	*	*	*	*	*	*	6
6	18	A	*	*	*	57	*	14	*	*
6	18	C	28	*	*	*	*	*	*	57
6	18	E	*	114	*	*	171	*	*	*
7	6	A	*	*	*	*	*	*	*	*
7	6	C	*	*	*	*	*	*	*	*
7	6	E	*	57	*	*	*	*	*	*

Bacillariophyta [Density in cells per milliliter]										
Month	Day	Transect	<i>Navicula</i> <i>cincta</i>	<i>Navicula</i> <i>cuspidata</i>	<i>Navicula</i> <i>heufleri</i>	<i>Navicula</i> <i>var leptocéphala</i>	<i>Navicula</i> <i>heufleri</i>	<i>Navicula</i> <i>laevissima</i>	<i>Navicula</i> <i>lanceolata</i>	<i>Navicula</i> <i>minima</i>
5	15	A	*	*	*	*	*	*	*	57
5	15	C	*	*	57	*	*	*	57	*
5	15	E	6	*	6	*	*	*	*	*
6	18	A	*	*	*	114	*	28	*	*
6	18	C	*	*	*	*	*	*	*	*
6	18	E	*	*	57	*	*	*	*	*
7	6	A	*	*	*	*	*	*	57	*
7	6	C	*	*	*	*	*	*	*	*
7	6	E	*	*	*	*	*	*	*	*

Table 1. Algal species and species density in the water column of Wetland P1--Continued.

Bacillariophyta										
[Density in cells per milliliter]										
Month	Day	Transect	Navicula minuscula	Navicula notha	Navicula pupula var rectangularis	Navicula tripunctata	Nitzschia sp.	Nitzschia acicularis	Nitzschia amphibia	
5	15	A	*	*	*	*	*	*	*	*
5	15	C	*	14	*	*	*	*	*	*
5	15	E	*	*	*	*	28	6	*	*
6	18	A	*	*	*	*	*	*	*	6
6	18	C	*	*	*	*	*	*	*	*
6	18	E	*	*	*	*	*	*	*	*
7	6	A	*	*	*	*	*	*	*	*
7	6	C	*	*	*	*	*	*	*	*
7	6	E	*	*	*	*	*	*	*	*

Bacillariophyta										
[Density in cells per milliliter]										
Month	Day	Transect	Nitzschia palea	Nitzschia paleacea	Nitzschia romana	Synedra sp.	Synedra miniscula	Synedra rumpens	Synedra ulna	Synedra ulna var subaequalis
5	15	A	*	28	*	*	*	*	*	*
5	15	C	57	398	*	57	*	*	*	*
5	15	E	*	199	*	*	*	28	28	57
6	18	A	114	227	*	*	6	*	*	*
6	18	C	57	114	*	28	*	*	*	*
6	18	E	*	284	*	*	*	*	*	*
7	6	A	*	114	*	*	*	*	*	*
7	6	C	*	28	*	*	*	28	*	*
7	6	E	*	*	*	*	*	*	*	*



Table 1. Algal species and species density in the water column of Wetland Pl.--Continued.

Cyanophyta											
[Density in cells per milliliter]											
Month	Day	Transect	Anabaena sp.	Aphanocapsa delicatissima	Aphanothece sp.	Chamaesiphon curvatus	Chroococcus sp.	Chroococcus sp. 1	Chroococcus sp. 2	Chroococcus sp. 1	Chroococcus sp. 2
8	15	A	*	*	114	*	*	142	341		
8	15	C	*	568	4203	*	*	*	454		
8	15	E	*	*	*	*	*	*	*		
9	17	A	284	*	341	*	*	*	483		
9	18	C	*	*	*	*	*	1846	85		
9	17	E	*	*	*	*	*	*	*		
10	12	A	*	227	909	*	*	*	738		
10	12	C	*	*	6134	*	*	6702	*		
10	12	E	*	284	2215	*	*	*	*		

Cyanophyta											
[Density in cells per milliliter]											
Month	Day	Transect	Chroococcus sp. 3	Chroococcus dispersus	Coelosphaerium collinsii	Dactylococcopsis acicularis	Dactylococcopsis raphidioides	Dactylococcopsis smithii	Dactylococcopsis linearis	Gloethece	Gloethece linearis
8	15	A	57	*	*	*	28	*	*	*	*
8	15	C	*	*	*	*	*	*	*	*	*
8	15	E	*	*	*	*	*	*	*	*	*
9	17	A	*	*	*	*	*	*	*	114	*
9	18	C	*	*	*	*	*	*	*	*	*
9	17	E	*	*	*	*	*	*	*	*	*
10	12	A	*	*	*	*	*	*	*	*	*
10	12	C	*	*	*	*	*	*	*	*	*
10	12	E	*	398	*	*	*	*	*	*	*

Table 1. Algal species and species density in the water column of Wetland P1--Continued.

Cyanophyta												
[Density in cells per milliliter]												
Month	Day	Transect	<i>Lyngbya</i> sp.	<i>Lyngbya</i> limnetica	<i>Lyngbya</i> nana	<i>Oscillatoria</i> sp.	<i>Oscillatoria</i> sp. 1	<i>Oscillatoria</i> sp. 2	<i>Oscillatoria</i> agardhii			
8	15	A	*	*	511	*	*	341	*			
8	15	C	*	*	*	*	*	*	*			
8	15	E	*	*	*	*	*	*	*			
9	17	A	*	*	994	*	398	*	*	398		
9	18	C	*	*	*	1250	*	*	*	*		
9	17	E	*	*	*	*	*	*	*	*		
10	12	A	*	*	*	*	*	*	*	1590		
10	12	C	*	*	*	*	*	*	*	*		
10	12	E	*	1647	*	909	*	*	*	*		

Cyanophyta												
[Density in cells per milliliter]												
Month	Day	Transect	<i>Oscillatoria</i> angustissima	<i>Oscillatoria</i> limnetica	<i>Oscillatoria</i> princeps	<i>Oscillatoria</i> splendida	<i>Oscillatoria</i> sp.	<i>Phormidium</i> foveolarum				
8	15	A	284	625	*	*	*	1392				
8	15	C	*	454	1590	*	*	*				
8	15	E	*	*	*	*	*	*				
9	17	A	*	454	*	*	*	*	2954			
9	18	C	*	1619	*	*	*	*	2158			
9	17	E	*	966	*	738	1022	*	*			
10	12	A	*	3067	*	*	*	*	1477			
10	12	C	1022	*	*	*	454	*	*			
10	12	E	1306	454	*	*	682	*	*			

Table 1. Algal species and species density in the water column of Wetland Pl.--Continued.

Cyanophyta										
[Density in cells per milliliter]										
Month	Day	Transect	<i>Rhabdoderma</i> sp.	<i>Rhabdoderma minima</i>	<i>Rhabdoderma sigmoidea</i>	<i>Rhabdoderma sigmoidea</i> var. <i>minor</i>	<i>Spirulina</i> sp.	<i>Spirulina</i> sp. 1	<i>Spirulina</i> sp. 2	
8	15	A	*	*	2329	*	*	28	*	*
8	15	C	*	*	5510	114	*	*	*	*
8	15	E	*	*	1534	170	*	*	*	*
9	17	A	*	341	114	142	*	170	*	*
9	18	C	57	*	*	*	*	*	*	*
9	17	E	*	*	28	*	*	*	*	*
10	12	A	*	*	114	57	*	*	57	*
10	12	C	*	114	1250	568	170	*	*	*
10	12	E	*	*	*	454	*	*	*	*

Cyanophyta										
[Density in cells per milliliter]										
Month	Day	Transect	<i>Spirulina princeps</i>	<i>Spirulina laxissima</i>	<i>Synechococcus</i> sp.	<i>Synechococcus aeruginosa</i>	<i>Synechococcus elongatus</i>	<i>Synechococcus linearis</i>	<i>Synechococcus aquatilis</i>	
8	15	A	*	*	*	85	341	57	*	*
8	15	C	*	*	511	*	*	*	*	*
8	15	E	*	*	738	*	*	795	*	*
9	17	A	*	*	568	*	142	*	*	*
9	18	C	*	85	57	28	*	85	*	*
9	17	E	28	*	57	*	*	142	*	*
10	12	A	*	*	1534	114	57	*	*	*
10	12	C	*	*	909	114	2613	*	*	*
10	12	E	*	*	1022	966	795	*	*	*

Table 1. Algal species and species density in the water column of Wetland P1--Continued.

Cryptophyta									
[Density in cells per milliliter]									
Month	Day	Transect	<i>Chroomonas nordstedtii</i>	<i>Cryptomonas sp.</i>	<i>Cryptomonas sp. 1</i>	<i>Cryptomonas sp. 2</i>	<i>Cryptomonas erosa</i>		
8	15	A	*	57	*	*	1392		
8	15	C	*	*	*	*	909		
8	15	E	454	*	*	*	341		
9	17	A	170	28	*	*	28		
9	18	C	*	*	*	*	114		
9	17	E	*	*	*	*	199		
10	12	A	408	511	*	*	284		
10	12	C	57	*	57	*	*		
10	12	E	57	170	*	*	454		

Cryptophyta									
[Density in cells per milliliter]									
Month	Day	Transect	<i>Cryptomonas marsonii</i>	<i>Cryptomonas rostratoformis</i>	<i>Protochrysis phaeophycearum</i>	<i>Rhodomonas minuta</i>			
8	15	A	*	*	28	*			
8	15	C	*	*	*	*			
8	15	E	*	*	*	170			
9	17	A	57	*	*	28			
9	18	C	*	*	*	369			
9	17	E	*	*	*	1448			
10	12	A	*	57	*	3000			
10	12	C	*	*	*	682			
10	12	E	170	*	*	2272			

Table 1. Algal species and species density in the water column of Wetland Pl.--Continued.

Chlorophyta												
[Density in cells per milliliter]												
Month	Day	Transect	<i>Ankistrodesmus</i> sp.	<i>Ankistrodesmus</i> <i>braunii</i>	<i>Ankistrodesmus</i> <i>convolutus</i>	<i>Ankistrodesmus</i> <i>falcatus</i>	<i>Garteria</i> sp.	<i>Chlamydomonas</i> sp. 1	<i>Chlamydomonas</i> sp. 2			
8	15	A	*	*	*	28	*	*	*			
8	15	C	*	57	*	*	*	*	57			
8	15	E	*	*	*	*	*	57	227			
9	17	A	*	57	*	*	57	*	*	312		
9	18	C	*	*	*	*	*	*	*	341		
9	17	E	57	*	*	*	*	*	*	199		
10	12	A	*	*	57	*	*	*	*	*		
10	12	C	*	*	*	*	*	57	*	*		
10	12	E	*	*	*	*	*	114	57			

Chlorophyta												
[Density in cells per milliliter]												
Month	Day	Transect	<i>Chlamydomonas</i> sp. 3	<i>Chlamydomonas</i> sp. 4	<i>Chlorella</i> <i>vulgaris</i>	<i>Chlorococcum</i> <i>humicola</i>	<i>Chlorococcum</i> <i>infusioenum</i>	<i>Chlorococcum</i> sp.	<i>Chlorogonium</i> sp.	<i>Glosterium</i> sp.		
8	15	A	142	*	*	*	*	*	*	28		
8	15	C	227	*	*	*	170	*	*	*		
8	15	E	*	*	*	*	*	*	*	*		
9	17	A	284	*	*	171	*	*	85	*		
9	18	C	312	*	*	*	426	*	*	*		
9	17	E	*	256	*	170	*	*	*	*		
10	12	A	*	*	568	*	*	*	114	*		
10	12	C	*	*	*	*	*	227	*	*		
10	12	E	57	*	398	*	*	*	*	*		

Table 1. Algal species and species density in the water column of Wetland Pl.--Continued.

Chlorophyta										
[Density in cells per milliliter]										
Month	Day	Transect	<i>Closterium</i> <i>sp. 1</i>	<i>Closterium</i> <i>sp. 2</i>	<i>Platymonas</i> <i>sp.</i>	<i>Scenedesmus</i> <i>sp.</i>	<i>Scenedesmus</i> <i>quadricauda</i>	<i>Scenedesmus</i> <i>serratus</i>	<i>Schroederia</i> <i>judayi</i>	
8	15	A	*	*	*	*	*	*	*	*
8	15	C	*	*	*	*	*	*	*	*
8	15	E	*	*	*	*	*	*	*	*
9	17	A	*	*	*	*	*	*	*	*
9	18	C	*	*	*	57	*	114	*	*
9	17	E	*	*	*	*	*	*	*	*
10	12	A	*	*	*	*	*	*	*	*
10	12	C	*	*	*	227	*	*	*	*
10	12	E	57	114	*	*	*	*	*	*

Chlorophyta										
[Density in cells per milliliter]										
Month	Day	Transect	<i>Schroederia</i> <i>setigera</i>	<i>Spirogyra</i> <i>sp.</i>	<i>Treubaria</i> <i>sp.</i>	<i>Chlorophyta</i> <i>resting spores</i>				
8	15	A	*	*	*	*	*	*	*	*
8	15	C	*	*	*	*	*	*	*	*
8	15	E	*	*	*	57	*	*	*	*
9	17	A	*	*	*	*	*	*	*	*
9	18	C	*	*	*	*	*	*	*	*
9	17	E	*	*	*	*	*	*	*	*
10	12	A	*	114	*	*	*	*	*	*
10	12	C	*	*	57	*	*	*	*	*
10	12	E	*	*	*	*	*	*	*	*

Table 1. Algal species and species density in the water column of Wetland Pl.-Continued.

Chrysophyta											
[Density in cells per milliliter]											
Month	Day	Transect	<i>Characidiopsis</i> sp.	<i>Chromulina</i> sp.	<i>Chrysamoeba</i> sp.	<i>Ochromonas</i> sp.	<i>Ochromonas</i> sp. 1	<i>Ochromonas</i> sp. 2	<i>Ochromonas</i> sp. 1	<i>Ochromonas</i> sp. 2	<i>Ochromonas</i> sp. 2
8	15	A	*	*	28	*	426	28	*	*	*
8	15	C	*	57	*	*	*	*	*	*	*
8	15	E	*	*	*	*	*	*	*	*	*
9	17	A	*	142	28	*	*	*	*	*	*
9	18	C	*	170	*	*	*	*	*	*	*
9	17	E	28	57	*	28	*	*	*	*	*
10	12	A	*	*	*	*	*	*	*	*	*
10	12	C	*	*	*	*	*	*	*	*	*
10	12	E	*	*	*	*	*	*	*	*	*

Bacillariophyta											
[Density in cells per milliliter]											
Month	Day	Transect	<i>Cyclotella</i> <i>meneghiniana</i>	<i>Amphipleura</i> <i>pelucida</i>	<i>Amphora</i> <i>ovalis</i>	<i>Cocconeis</i> <i>placentula</i>	<i>Cymbella</i> <i>cistula</i>	<i>Cymbella</i> <i>minuta</i>	<i>Eunotia</i> <i>curvata</i>	<i>Eunotia</i> <i>curvata</i>	<i>Eunotia</i> <i>curvata</i>
8	15	A	*	57	*	227	*	*	*	*	*
8	15	C	*	*	*	57	*	*	*	*	*
8	15	E	*	6	*	*	*	*	*	*	*
9	17	A	*	*	*	682	*	*	*	*	*
9	18	C	*	28	*	369	*	*	*	*	*
9	17	E	*	*	*	511	*	*	*	*	*
10	12	A	*	*	*	114	*	*	*	*	*
10	12	C	*	6	*	*	*	*	*	*	*
10	12	E	*	57	*	398	*	*	*	*	*

Table 1. Algal species and species density in the water column of Wetland P1--Continued.

Bacillariophyta [Density in cells per milliliter]									
Month	Day	Transect	<i>Fragilaria capucina</i>	<i>Fragilaria var mesolepta</i>	<i>Gomphonema sp.</i>	<i>Gomphonema angustatum</i>	<i>Gomphonema gracile</i>	<i>Gomphonema parvulum</i>	<i>Navicula sp.</i>
8	15	A	*	*	*	*	*	*	*
8	15	C	*	*	*	*	*	*	*
8	15	E	*	*	*	*	*	*	*
9	17	A	*	*	*	*	*	*	*
9	18	C	*	*	*	*	*	*	*
9	17	E	*	*	*	*	*	*	*
10	12	A	*	*	*	*	*	*	*
10	12	C	*	*	*	*	*	*	*
10	12	E	*	*	57	*	*	*	57

Bacillariophyta [Density in cells per milliliter]									
Month	Day	Transect	<i>Navicula cincta</i>	<i>Navicula cuspidata</i>	<i>Navicula heufleri</i>	<i>Navicula heufleri var leptocéphala</i>	<i>Navicula laevisima</i>	<i>Navicula lanceolata</i>	<i>Navicula minima</i>
8	15	A	*	*	*	*	*	*	*
8	15	C	*	*	57	*	*	*	*
8	15	E	*	57	*	14	*	14	*
9	17	A	*	*	*	57	*	*	*
9	18	C	28	*	*	28	*	*	*
9	17	E	*	28	*	*	*	*	*
10	12	A	*	*	*	*	*	*	*
10	12	C	*	*	*	*	*	*	*
10	12	E	*	*	*	*	*	*	*



Table 1. Algal species and species density in the water column of Wetland P1--Continued.

Bacillariophyta									
[Density in cells per milliliter]									
Month	Day	Transect	<i>Navicula minuscula</i>	<i>Navicula notha</i>	<i>Navicula pupula</i> var <i>rectangularis</i>	<i>Navicula tripunctata</i>	<i>Nitzschia</i> sp.	<i>Nitzschia acicularis</i>	<i>Nitzschia amphibia</i>
8	15	A	*	*	*	*	*	57	*
8	15	C	*	*	*	*	*	*	*
8	15	E	57	*	*	6	*	57	114
9	17	A	*	*	*	*	*	*	*
9	18	C	*	*	*	*	*	*	28
9	17	E	*	*	*	*	*	*	*
10	12	A	*	*	*	*	*	*	57
10	12	C	*	*	14	*	*	*	*
10	12	E	*	*	*	*	*	*	57

Bacillariophyta									
[Density in cells per milliliter]									
Month	Day	Transect	<i>Nitzschia paleacea</i>	<i>Nitzschia romana</i>	<i>Synedra</i> sp.	<i>Synedra miniscula</i>	<i>Synedra rumpens</i>	<i>Synedra ulna</i>	<i>Synedra ulna</i> var <i>subaequalis</i>
8	15	A	*	*	*	*	*	*	*
8	15	C	*	*	*	*	*	*	*
8	15	E	*	*	*	*	*	*	*
9	17	A	*	*	*	28	*	*	*
9	18	C	*	57	*	*	*	*	*
9	17	E	*	142	*	*	*	*	*
10	12	A	57	6	*	*	*	*	*
10	12	C	*	57	*	*	*	*	*
10	12	E	57	*	*	*	57	*	*

1 Organisms not present in sample

Table 2. Algal species and species density in the water column of Wetland P8.

Cyanophyta											
[Density in cells per milliliter]											
Month	Day	Transect	<i>Anabaena</i> <i>sp.</i>	<i>Anabaena</i> <i>catenula</i>	<i>Aphanocapsa</i> <i>delicatissima</i>	<i>Aphanocapsa</i> <i>elachista</i>	<i>Aphanocapsa</i> <i>sp.</i>	<i>Aphanothece</i> <i>saxicola</i>	<i>Aphanothece</i> <i>sp.</i>	<i>Chroococcus</i> <i>sp.</i>	<i>Chroococcus</i> <i>sp.</i>
5	15	A	1 *	*	*	*	*	*	*	*	*
5	15	C	*	*	*	*	*	*	*	*	*
5	15	E	*	*	*	*	*	*	*	*	*
6	19	A	*	*	*	*	5339	*	*	568	*
6	19	C	483	*	*	*	341	*	*	*	*
6	19	E	*	*	*	*	*	*	*	1534	*
7	5	A	*	*	*	2158	*	*	*	284	*
7	5	C	*	*	*	*	*	*	*	*	*
7	5	E	*	*	*	568	*	*	*	*	*

Cyanophyta											
[Density in cells per milliliter]											
Month	Day	Transect	<i>Chroococcus</i> <i>sp. 1</i>	<i>Chroococcus</i> <i>sp. 2</i>	<i>Chroococcus</i> <i>dispersus</i>	<i>Chroococcus</i> <i>refractus</i>	<i>Chroococcus</i> <i>acicularis</i>	<i>Dactylococcopsis</i> <i>fascicularis</i>	<i>Dactylococcopsis</i> <i>irregularis</i>	<i>Dactylococcopsis</i> <i>irregularis</i>	<i>Dactylococcopsis</i> <i>irregularis</i>
5	15	A	*	*	*	*	*	*	*	*	*
5	15	C	*	*	*	*	28	*	*	*	*
5	15	E	*	*	*	*	114	*	*	*	*
6	19	A	*	*	682	227	*	*	*	*	*
6	19	C	880	57	*	*	*	*	*	*	*
6	19	E	*	*	*	*	*	*	*	*	*
7	5	A	*	*	*	*	*	*	*	*	*
7	5	C	*	1420	*	*	*	170	*	*	*
7	5	E	*	*	*	*	*	28	*	*	*

Table 2. Algal species and species density in the water column of Wetland P8--Continued.

Cyanophyta											
[Density in cells per milliliter]											
Month	Day	Transect	<i>Dactylococcopsis smithii</i>	<i>Gloeocapsa sp.</i>	<i>Gloeocapsa conglomerata</i> sp.	<i>Lyngbya sp.</i>	<i>Lyngbya vericolor</i>	<i>Marssoniiella elegans</i>	<i>Merismopedia minima</i>		
5	15	A	57	*	*	*	*	*	*	*	*
5	15	C	142	*	*	114	*	*	*	*	*
5	15	E	*	*	*	*	*	*	*	*	*
6	19	A	*	*	*	852	*	*	*	*	*
6	19	C	*	*	114	*	*	227	*	*	*
6	19	E	*	*	*	568	*	*	*	*	*
7	5	A	*	*	*	1676	*	*	*	*	*
7	5	C	57	*	*	*	*	*	*	*	*
7	5	E	*	*	*	1079	*	*	*	*	*

Cyanophyta											
[Density in cells per milliliter]											
Month	Day	Transect	<i>Merismopedia irregularis</i>	<i>Microcystis sp.</i>	<i>Microcystis labens</i>	<i>Microcystis</i> sp.	<i>Nodularia sp.</i>	<i>Nostoc sp.</i>	<i>Oscillatoria sp.</i>	<i>Oscillatoria sp. I</i>	
5	15	A	*	*	*	*	*	*	*	*	*
5	15	C	*	1250	*	*	*	*	*	*	*
5	15	E	*	*	*	*	*	*	*	*	*
6	19	A	*	*	*	*	*	426	*	*	*
6	19	C	*	*	*	*	*	*	*	*	*
6	19	E	*	*	*	*	*	*	1250	*	*
7	5	A	*	*	*	*	*	*	*	*	*
7	5	C	*	*	*	*	*	*	*	1022	*
7	5	E	*	*	*	*	*	*	10735	*	*

Table 2. Algal species and species density in the water column of Wetland P8 --Continued.

Cyanophyta											
[Density in cells per milliliter]											
Month	Day	Transect	<i>Oscillatoria</i> sp. 2	<i>Oscillatoria angusta</i>	<i>Oscillatoria angustissima</i>	<i>Oscillatoria chalybea</i>	<i>Oscillatoria chlorina</i>	<i>Oscillatoria limnetica</i>	<i>Oscillatoria princeps</i>		
5	15	A	*	*	*	*	*	*	*	*	*
5	15	C	*	*	*	*	*	*	*	*	*
5	15	E	*	738	*	*	*	398	*	*	*
6	19	A	*	*	738	*	*	738	*	*	*
6	19	C	*	1022	1874	*	*	1903	*	*	*
6	19	E	*	1250	*	*	*	*	*	*	*
7	5	A	*	*	2272	*	341	*	*	682	*
7	5	C	454	*	682	*	*	2158	*	*	*
7	5	E	*	*	1022	3181	*	*	*	*	*

Cyanophyta											
[Density in cells per milliliter]											
Month	Day	Transect	<i>Phormidium</i> sp.	<i>Phormidium foveolarum</i>	<i>Phormidium laminosum</i>	<i>Phormidium luridum</i>	<i>Pleurocapsa</i> sp.	<i>Pleurocapsa fuliginosa</i> sp.	<i>Pleurocapsa</i> sp.	<i>Pseudoanabaena</i>	
5	15	A	*	*	*	*	*	*	*	*	*
5	15	C	*	*	*	*	*	*	*	*	*
5	15	E	341	*	*	*	*	*	*	*	*
6	19	A	*	*	*	*	341	*	*	1363	*
6	19	C	*	*	*	1022	*	*	*	1051	*
6	19	E	*	*	*	*	*	*	*	909	*
7	5	A	*	*	966	*	909	*	*	*	*
7	5	C	*	*	*	*	*	*	*	*	*
7	5	E	*	*	*	*	*	*	*	284	*

Table 2. Algal species and species density in the water column of Wetland P8--Continued.

Cyanophyta										
[Density in cells per milliliter]										
Month	Day	Transect	<i>Raphidiopsis mediterranea</i>	<i>Raphidiopsis minima</i>	<i>Rhabdoderma irregulare</i>	<i>Rhabdoderma minima</i>	<i>Rhabdoderma sigmaidea</i>	<i>Rhabdoderma sigmaidea</i> var minor	<i>Schizothrix sp.</i>	
5	15	A	*	*	*	*	*	*	*	*
5	15	C	*	*	*	*	*	*	*	*
5	15	E	*	*	*	57	*	*	*	*
6	19	A	*	*	*	852	398	*	*	*
6	19	C	*	*	*	1477	227	*	*	*
6	19	E	*	*	*	795	454	*	*	*
7	5	A	*	*	*	114	114	*	*	*
7	5	C	*	568	*	8974	625	*	*	*
7	5	E	*	*	170	*	4828	2840	*	*

Cyanophyta										
[Density in cells per milliliter]										
Month	Day	Transect	<i>Schizothrix c.f. arenaria</i>	<i>Spirulina sp.</i>	<i>Spirulina laxa</i>	<i>Spirulina laxissima</i>	<i>Spirulina major</i>	<i>Spirulina tenerrima</i>	<i>Symplocastrum sp.</i>	
5	15	A	*	*	*	*	*	*	*	*
5	15	C	*	398	*	*	*	*	*	*
5	15	E	*	*	*	*	*	*	*	*
6	19	A	*	*	*	*	114	*	*	*
6	19	C	767	*	*	*	*	*	*	*
6	19	E	*	*	*	*	*	*	*	*
7	5	A	*	*	*	*	*	*	*	*
7	5	C	*	170	*	*	*	*	*	*
7	5	E	*	*	*	*	*	*	*	*

Table 2. Algal species and species density in the water column of Wetland P8--Continued.

Cyanophyta											
[Density in cells per milliliter]											
Month	Day	Transect	<i>Synechococcus</i> sp.	<i>Synechococcus</i> <i>aeruginosa</i>	<i>Synechococcus</i> <i>elongatus</i>	<i>Synechococcus</i> <i>linearis</i>	<i>Synechococcus</i> <i>linearis</i> var <i>spirale</i>	<i>Synechococcus</i> <i>racemosus</i>	<i>Synechococcus</i> <i>aquatilis</i>		
5	15	A	35443	*	*	*	*	*	*	*	*
5	15	C	106841	57	568	*	*	*	*	*	*
5	15	E	115190	114	170	*	*	*	*	*	*
6	19	A	1193	511	1193	114	*	*	*	114	*
6	19	C	1534	227	*	227	*	*	*	1079	*
6	19	E	341	114	227	170	*	*	*	*	*
7	5	A	227	*	*	199	*	114	*	*	*
7	5	C	568	57	114	*	*	*	*	*	*
7	5	E	6191	*	*	1023	*	*	*	*	*

Cryptophyta											
[Density in cells per milliliter]											
Month	Day	Transect	<i>Chroomonas</i> sp.	<i>Chroomonas</i> <i>nordstedtii</i>	<i>Cryptomonas</i> sp. 1	<i>Cryptomonas</i> sp. 2	<i>Cryptomonas</i> sp. 3	<i>Cryptomonas</i> sp. 4	<i>Cryptomonas</i> <i>erosa</i>		
5	15	A	*	*	*	*	284	*	*	682	
5	15	C	*	*	28	*	*	*	*	1079	
5	15	E	*	*	57	*	85	*	*	625	
6	19	A	*	57	*	*	*	*	*	28	
6	19	C	*	28	*	*	*	*	*	85	
6	19	E	1022	*	*	*	*	*	*	227	
7	5	A	*	*	*	*	*	*	*	*	
7	5	C	*	*	*	*	*	*	*	625	
7	5	E	114	*	*	*	*	*	*	1534	

Table 2. Algal species and species density in the water column of Wetland P8--Continued.

Cryptophyta									
[Density in cells per milliliter]									
Month	Day	Transect	<i>Cryptomonas marsonii</i>	<i>Cryptomonas ovata</i>	<i>Cryptomonas rostratoformis</i>	<i>Cyathomonas truncata</i>	<i>Rhodomonas sp.</i>	<i>Rhodomonas minuta</i>	
5	15	A	57	*	170	*	*	*	1193
5	15	C	540	*	227	*	*	*	2102
5	15	E	426	*	*	*	1250	*	*
6	19	A	*	*	*	*	*	*	*
6	19	C	*	*	*	*	*	*	*
6	19	E	*	*	*	*	114	*	*
7	5	A	568	*	*	28	*	*	454
7	5	C	*	*	*	*	*	*	*
7	5	E	511	*	*	*	*	*	*

Chlorophyta										
[Density in cells per milliliter]										
OBS	Month	Day	Transect	<i>Ankistrodesmus braunii</i>	<i>Ankistrodesmus falcatus</i>	<i>Ankistrodesmus rostratoformis</i>	<i>Ankistrodesmus nanoselene</i>	<i>Carteria cordiformis sp. 1</i>	<i>Carteria cordiformis sp. 1</i>	<i>Chlamydomonas</i>
5	15	A	*	*	*	*	*	*	*	*
5	15	C	28	*	*	*	*	*	*	426
5	15	E	57	*	28	*	*	*	*	28
6	19	A	*	*	*	*	*	*	*	199
6	19	C	*	*	*	*	*	*	*	85
6	19	E	*	*	*	*	*	*	*	114
7	5	A	*	*	*	*	*	*	*	57
7	5	C	*	*	*	*	*	*	*	*
7	5	E	*	57	*	*	*	*	*	114

Table 2. Algal species and species density in the water column of Wetland P8--Continued.

Chlorophyta										
[Density in cells per milliliter]										
Month	Day	Transect	<i>Chlamydomonas</i> sp. 2	<i>Chlamydomonas</i> sp. 3	<i>Chlamydomonas</i> sp. 4	<i>Chlorella</i> <i>vulgaris</i> sp. 1	<i>Chlorogonium</i> sp. 2	<i>Chlorogonium</i> sp. 2	<i>Chlorococcum</i> <i>humicola</i>	
5	15	A	57	*	*	*	*	*	*	*
5	15	C	*	28	*	*	*	*	*	*
5	15	E	85	*	*	28	*	*	*	*
6	19	A	142	*	*	*	*	*	57	*
6	19	C	199	28	*	*	*	*	142	*
6	19	E	57	57	*	57	57	57	*	*
7	5	A	284	*	*	*	*	*	57	*
7	5	C	*	57	*	*	*	*	170	*
7	5	E	*	5339	*	57	57	*	1590	*

Chlorophyta										
[Density in cells per milliliter]										
Month	Day	Transect	<i>Chlorogonium</i> sp.	<i>Glosterium</i> sp.	<i>Glosterium</i> sp. 1	<i>Glosterium</i> sp. 2	<i>Glosterium</i> <i>gracile</i>	<i>Glosterium</i> sp.	<i>Mesostigma</i> sp.	<i>Microspora</i> sp.
5	15	A	57	*	*	*	*	*	*	*
5	15	C	*	*	28	*	*	*	*	*
5	15	E	*	*	*	*	*	*	*	*
6	19	A	*	28	*	*	*	*	*	142
6	19	C	*	*	28	*	*	*	*	*
6	19	E	*	*	*	*	*	*	*	*
7	5	A	*	28	*	*	28	28	28	*
7	5	C	*	*	*	*	*	*	*	*
7	5	E	*	*	*	*	*	*	*	*



Table 2. Algal species and species density in the water column of Wetland P8.-Continued.

Chlorophyta											
[Density in cells per milliliter]											
Month	Day	Transect	<i>Pediastrum tetras</i>	<i>Platymonas</i> sp.	<i>Scenedesmus</i> sp.	<i>Scenedesmus abundans</i>	<i>Scenedesmus longus</i> var <i>minutus</i>	<i>Scenedesmus serratus</i>	<i>Schroederia setigera</i>		
5	15	A	*	*	*	*	*	*	*	*	*
5	15	C	*	*	*	114	*	*	*	*	*
5	15	E	*	*	*	*	*	*	*	*	*
6	19	A	*	*	*	*	*	*	*	*	*
6	19	C	*	*	*	*	*	*	28	*	*
6	19	E	*	*	*	*	*	*	*	*	*
7	5	A	*	28	*	*	*	*	*	*	*
7	5	C	*	*	*	*	*	*	*	*	*
7	5	E	*	*	*	*	*	*	28	*	*

Chlorophyta											
[Density in cells per milliliter]											
Month	Day	Transect	<i>Selenastrum minutum</i>	<i>Spirogyra</i> sp.	<i>Tetraedron trigonum</i> var <i>tetragonum</i>	<i>Treubaria</i> sp.					
5	15	A	*	*	*	*	*	*	*	*	*
5	15	C	*	*	*	*	*	*	*	*	*
5	15	E	28	*	*	*	*	*	*	*	*
6	19	A	*	*	*	*	*	*	*	*	*
6	19	C	*	*	*	*	*	*	28	*	*
6	19	E	*	*	*	*	*	*	*	*	*
7	5	A	*	*	*	*	*	*	*	*	*
7	5	C	*	*	*	*	*	*	*	*	*
7	5	E	*	170	*	*	*	*	28	*	*

Table 2. Algal species and species density in the water column of Wetland P8--Continued.

Euglenophyta and Dinophyta [Density in cells per milliliter]										
Month	Day	Transect	<i>Euglena</i> sp.	<i>Euglena</i> sp. 1	<i>Euglena</i> sp. 2	<i>Euglena</i> sp. 3	<i>Trachelomonas</i> sp.	<i>Peridinium</i> inconspicua		
5	15	A	*	*	*	*	*	*	*	*
5	15	C	*	*	*	*	*	*	*	*
5	15	E	*	*	*	*	*	*	*	*
6	19	A	28	*	*	*	*	*	*	*
6	19	C	85	*	*	*	*	*	*	*
6	19	E	*	*	*	114	*	*	*	*
7	5	A	*	*	*	*	*	*	*	*
7	5	C	57	*	*	*	*	*	*	*
7	5	E	*	57	57	284	57	*	*	*

Chrysophyta [Density in cells per milliliter]										
Month	Day	Transect	<i>Chromulina</i> sp.	<i>Chromulina</i> sp. 1	<i>Chromulina</i> sp. 2	<i>Chrysamoeba</i> sp.	<i>Chrysochromulina</i> parva	<i>Dinobryon</i> sp.	<i>Dinobryon</i> setularia	
5	15	A	*	*	*	*	*	57	*	*
5	15	C	114	*	*	*	*	*	170	*
5	15	E	*	114	*	*	*	*	170	*
6	19	A	*	*	*	*	*	*	*	*
6	19	C	28	*	*	*	*	*	*	*
6	19	E	*	*	*	*	*	*	*	*
7	5	A	*	*	*	*	*	*	*	*
7	5	C	*	*	*	*	*	*	*	*
7	5	E	*	284	*	*	57	*	*	*

Table 2. Algal species and species density in the water column of Wetland P8--Continued.

Chrysophyta										
[Density in cells per milliliter]										
Month	Day	Transect	<i>Mallomonas akrokomas</i>	<i>Ochromonas</i> sp.	<i>Ochromonas</i> sp. 1	<i>Ochromonas</i> sp. 2	<i>Ophiocytium</i> sp.	<i>Rhizochrysis</i> sp.	<i>Synura</i> sp.	
5	15	A	*	*	*	*	*	*	*	*
5	15	C	*	*	*	*	*	*	*	*
5	15	E	28	85	*	*	*	*	*	*
6	19	A	*	*	114	28	*	*	*	*
6	19	C	*	*	28	*	*	*	*	*
6	19	E	*	284	*	*	*	*	*	*
7	5	A	*	*	28	*	*	*	4260	*
7	5	C	*	*	*	*	*	*	*	*
7	5	E	*	*	*	*	*	*	*	*

Bacillariophyta										
[Density in cells per milliliter]										
Month	Day	Transect	<i>Cyclotella meneghiniana</i>	<i>Amphipleura pelucida</i>	<i>Amphora ovalis</i>	<i>Amphora veneta</i>	<i>Cocconeis placentula</i> var. <i>mesolepta</i>	<i>Fragilaria capucina</i>	<i>Fragilaria crotonensis</i>	
5	15	A	57	*	*	*	*	*	*	*
5	15	C	28	*	*	*	*	*	*	*
5	15	E	*	*	*	*	*	*	*	*
6	19	A	*	*	*	*	*	57	*	*
6	19	C	*	*	*	*	28	85	*	*
6	19	E	*	*	*	*	*	*	*	*
7	5	A	*	*	*	*	*	14	*	*
7	5	C	*	*	*	*	*	*	*	*
7	5	E	*	*	*	28	*	*	*	*

Table 2. Algal species and species density in the water column of Wetland P8--Continued.

Bacillariophyta												
[Density in cells per milliliter]												
Month	Day	Transect	<i>Gomphonema</i> sp.	<i>Gomphonema</i> <i>angustatum</i>	<i>Navicula</i> sp.	<i>Navicula</i> <i>arvensis</i>	<i>Navicula</i> <i>confervacea</i>	<i>Navicula</i> <i>cryptocephala</i>	<i>Navicula</i> <i>cryptocephala</i> var <i>veneta</i>	<i>Navicula</i> <i>cryptocephala</i>	<i>Navicula</i> <i>cryptocephala</i> var <i>veneta</i>	
5	15	A	*	*	*	*	*	*	*	*	*	*
5	15	C	*	*	*	*	*	*	*	*	*	*
5	15	E	*	*	*	*	*	*	*	*	*	*
6	19	A	*	28	*	*	398	*	*	*	*	*
6	19	C	28	*	*	*	*	*	*	*	*	*
6	19	E	*	*	57	*	*	*	*	*	*	*
7	5	A	*	*	*	*	*	*	*	*	*	*
7	5	C	*	*	*	*	*	*	*	*	*	*
7	5	E	*	*	*	*	*	*	*	*	*	*

Bacillariophyta												
[Density in cells per milliliter]												
Month	Day	Transect	<i>Navicula</i> <i>heufleri</i>	<i>Navicula</i> <i>heufleri</i> var <i>leptocephala</i>	<i>Navicula</i> <i>lanceolata</i>	<i>Navicula</i> <i>tripunctata</i>	<i>Navicula</i> <i>viridula</i>	<i>Navicula</i> <i>sp.</i>	<i>Nitzschia</i> <i>sp.</i>	<i>Nitzschia</i> <i>acicularis</i>	<i>Nitzschia</i> <i>acicularis</i>	
5	15	A	*	*	*	*	*	*	*	*	*	*
5	15	C	*	*	*	*	*	*	*	*	*	114
5	15	E	*	*	*	*	*	*	*	*	*	57
6	19	A	28	*	*	*	*	*	*	*	*	*
6	19	C	*	*	*	*	*	*	*	*	*	*
6	19	E	*	*	*	*	*	*	*	94	*	*
7	5	A	*	*	*	*	*	*	*	*	*	*
7	5	C	57	*	*	*	*	*	*	*	*	*
7	5	E	*	7	*	*	*	*	*	*	*	*

Table 2. Algal species and species density in the water column of Wetland P8--Continued.

Bacillariophyta [Density in cells per milliliter]										
Month	Day	Transect	<i>Nitzschia</i> <i>amphibia</i>	<i>Nitzschia</i> <i>denticula</i>	<i>Nitzschia</i> <i>hantzschiana</i>	<i>Nitzschia</i> <i>latens</i>	<i>Nitzschia</i> <i>linearis</i>	<i>Nitzschia</i> <i>longissima</i>	<i>Nitzschia</i> <i>palea</i>	
5	15	A	*	*	*	*	*	6	*	*
5	15	C	*	*	*	*	*	*	114	*
5	15	E	*	*	*	*	*	*	82	*
6	19	A	*	*	*	*	*	*	28	*
6	19	C	*	*	*	*	*	*	*	*
6	19	E	*	*	94	*	*	*	*	*
7	5	A	*	*	*	*	28	*	*	*
7	5	C	*	*	*	*	*	*	170	*
7	5	E	*	*	*	*	28	*	14	*

Bacillariophyta [Density in cells per milliliter]										
Month	Day	Transect	<i>Nitzschia</i> <i>paleacea</i>	<i>Nitzschia</i> <i>romana</i>	<i>Nitzschia</i> <i>thermalis</i>	<i>Pinnularia</i> <i>sp.</i>	<i>Rhopalodia</i> <i>gibba</i>	<i>Stauroneis</i> <i>wislouchii</i>	<i>Synedra</i> <i>sp.</i>	
5	15	A	284	*	57	*	*	*	*	28
5	15	C	426	*	28	*	57	*	*	85
5	15	E	205	82	*	*	14	*	*	*
6	19	A	28	*	*	*	*	*	*	*
6	19	C	*	*	*	*	*	*	*	*
6	19	E	94	*	*	*	*	*	*	*
7	5	A	85	*	*	*	*	*	*	*
7	5	C	57	*	*	*	*	*	*	*
7	5	E	14	*	57	*	*	28	*	*

Table 2. Algal species and species density in the water column of Wetland P8--Continued.

							Bacillariophyta				
							[Density in cells per milliliter]				
Month	Day	Transect	<i>Synedra rumpens</i> sp.	<i>Synedra rumpens</i>	<i>Synedra ulna</i>	<i>Synedra ulna</i> var. <i>subaequalis</i>					
5	15	A	*	28	*	*					
5	15	C	*	*	*	*					
5	15	E	57	*	57	*					
6	19	A	*	*	*	*					
6	19	C	*	28	*	*					
6	19	E	*	*	*	*					
7	5	A	*	*	57	*					
7	5	C	*	*	*	*					
7	5	E	170	*	*	227					

							Cyanophyta				
							[Density in cells per milliliter]				
Month	Day	Transect	<i>Anabaena</i> sp.	<i>Anabaena</i> <i>catenula</i>	<i>Aphanocapsa delicatissima</i>	<i>Aphanocapsa elachista</i>	<i>Aphanothece</i> sp.	<i>Aphanothece</i> <i>saxicola</i>	<i>Chroococcus</i> sp.		
8	16	A	909	*	*	*	*	*	*		
8	16	C	*	*	256	*	*	*	*		
8	16	E	*	*	227	*	*	*	*		
9	19	A	284	*	*	*	*	*	*		
9	19	C	142	*	*	*	*	*	*		
9	19	E	*	*	57	*	*	*	*		
10	12	A	*	*	2312	*	*	8498	*	63	
10	15	C	1063	*	4623	2187	6435	*	*	*	
10	15	E	*	568	2584	*	1903	*	*	*	

Table 2. Algal species and species density in the water column of Wetland P8--Continued.

Cyanophyta												
[Density in cells per milliliter]												
Month	Day	Transect	<i>Chroococcus</i> <i>sp. 1</i>	<i>Chroococcus</i> <i>sp. 2</i>	<i>Chroococcus</i> <i>dispersus</i>	<i>Chroococcus</i> <i>refractus</i>	<i>Chroococcus</i> <i>acicularis</i>	<i>Dactylococcopsis</i> <i>fascicularis</i>	<i>Dactylococcopsis</i> <i>irregularis</i>	<i>Dactylococcopsis</i> <i>irregularis</i>	<i>Dactylococcopsis</i> <i>irregularis</i>	<i>Dactylococcopsis</i> <i>irregularis</i>
8	16	A	*	*	3635	*	*	*	*	*	*	*
8	16	C	243	42	*	*	*	*	*	*	*	*
8	16	E	*	*	3408	*	*	*	*	*	*	*
9	19	A	*	*	284	*	*	*	*	*	*	*
9	19	C	*	*	*	*	*	28	*	*	*	*
9	19	E	*	*	682	*	28	*	*	*	*	*
10	12	A	*	*	750	*	*	*	*	*	*	*
10	15	C	*	*	*	*	*	*	*	*	63	*
10	15	E	*	*	1988	*	*	*	*	*	*	*

Cyanophyta												
[Density in cells per milliliter]												
Month	Day	Transect	<i>Dactylococcopsis</i> <i>smithii</i>	<i>Gloeocapsa</i> <i>sp.</i>	<i>Gloeocapsa</i> <i>conglomerata</i>	<i>Gloeocapsa</i> <i>sp.</i>	<i>Lyngbya</i> <i>sp.</i>	<i>Lyngbya</i> <i>vericolor</i>	<i>Lyngbya</i> <i>elegans</i>	<i>Marssonilella</i> <i>elegans</i>	<i>Merismopedia</i> <i>minima</i>	<i>Merismopedia</i> <i>minima</i>
8	16	A	*	*	*	1250	*	*	*	*	*	*
8	16	C	*	*	*	284	*	*	*	*	*	*
8	16	E	*	*	*	*	*	*	*	*	*	*
9	19	A	28	*	*	341	*	*	*	*	*	*
9	19	C	*	*	*	*	*	*	*	*	*	*
9	19	E	*	*	*	*	*	*	*	*	*	*
10	12	A	*	250	*	750	*	57	*	*	*	*
10	15	C	125	*	*	2499	4749	*	*	*	63	*
10	15	E	*	*	2471	*	*	*	*	*	*	*

Table 2. Algal species and species density in the water column of Wetland P8--Continued.

Cyanophyta									
[Density in cells per milliliter]									
Month	Day	Transect	<i>Merismopedia irregularis</i>	<i>Microcystis sp.</i>	<i>Microcystis labens</i>	<i>Modularia sp.</i>	<i>Nostoc sp.</i>	<i>Oscillatoria sp.</i>	<i>Oscillatoria sp. 1</i>
8	16	A	*	*	*	*	*	*	*
8	16	C	*	142	*	*	*	*	170
8	16	E	*	*	*	*	*	2100	*
9	19	A	*	*	*	*	*	*	*
9	19	C	*	*	*	1619	*	*	*
9	19	E	*	*	*	*	*	*	*
10	12	A	*	*	*	*	*	4248	*
10	15	C	499	*	*	*	*	*	*
10	15	E	*	*	625	*	*	937	*

Cyanophyta									
[Density in cells per milliliter]									
Month	Day	Transect	<i>Oscillatoria angusta</i>	<i>Oscillatoria angustissima</i>	<i>Oscillatoria chalybea</i>	<i>Oscillatoria chlorina</i>	<i>Oscillatoria limnetica</i>	<i>Oscillatoria princeps</i>	<i>Oscillatoria</i>
8	16	A	*	1363	*	*	*	*	*
8	16	C	*	*	*	1136	1292	398	*
8	16	E	*	1022	454	1931	*	2158	*
9	19	A	*	*	*	*	*	*	*
9	19	C	*	*	*	*	*	*	*
9	19	E	*	*	*	*	*	341	*
10	12	A	*	750	*	499	1250	*	*
10	15	C	*	*	4749	499	4749	4124	*
10	15	E	*	*	*	4374	*	*	*



Table 2. Algal species and species density in the water column of Wetland P8--Continued.

Cyanophyta										
[Density in cells per milliliter]										
Month	Day	Transect	<i>Phormidium</i> sp.	<i>Phormidium foveolarum</i>	<i>Phormidium laminosum</i>	<i>Phormidium luridum</i>	<i>Phormidium luridum</i> sp.	<i>Pleurocapsa fuliginosa</i> sp.	<i>Pleurocapsa fuliginosa</i> sp.	<i>Pseudoanabaena</i>
8	16	A	*	*	*	*	*	*	*	170
8	16	C	*	*	*	*	*	*	*	142
8	16	E	*	*	*	*	*	*	*	966
9	19	A	*	454	*	*	625	*	*	*
9	19	C	*	*	*	*	*	*	*	*
9	19	E	*	*	*	*	*	*	*	*
10	12	A	*	*	250	*	12621	*	*	*
10	15	C	*	*	*	375	3874	1625	*	*
10	15	E	*	*	*	*	*	*	*	*

Cyanophyta										
[Density in cells per milliliter]										
Month	Day	Transect	<i>Raphidiopsis mediterranea</i>	<i>Raphidiopsis minima</i>	<i>Raphidiopsis irregularis</i>	<i>Rhabdoderma minima</i>	<i>Rhabdoderma sigmaidea</i>	<i>Rhabdoderma sigmaidea</i> var minor	<i>Rhabdoderma sigmaidea</i>	<i>Schizothrix</i>
8	16	A	*	*	*	*	57368	341	*	*
8	16	C	6816	*	*	*	*	*	*	*
8	16	E	*	*	*	57936	284	*	*	*
9	19	A	*	*	*	*	*	*	*	*
9	19	C	*	*	*	*	*	85	*	*
9	19	E	*	*	*	*	*	*	*	*
10	12	A	*	*	63	1312	438	1562	*	*
10	15	C	*	499	*	*	*	*	*	*
10	15	E	*	*	*	682	312	312	*	*

Table 2. Algal species and species density in the water column of Wetland P8--Continued.

Cyanophyta										
[Density in cells per milliliter]										
Month	Day	Transect	<i>Schizothrix</i> <i>c.f. arenaria</i>	<i>Spirulina</i> <i>sp.</i>	<i>Spirulina</i> <i>laxa</i>	<i>Spirulina</i> <i>laxissima</i>	<i>Spirulina</i> <i>major</i>	<i>Spirulina</i> <i>tenerrima</i>	<i>Symplocastrum</i> <i>sp.</i>	
8	16	A	*	*	*	*	*	*	*	*
8	16	C	*	540	*	*	*	*	*	*
8	16	E	*	*	*	*	*	*	*	*
9	19	A	*	*	*	*	*	*	*	*
9	19	C	*	*	*	454	*	*	*	*
9	19	E	*	*	*	*	*	*	*	*
10	12	A	*	*	625	*	499	1000	*	*
10	15	C	*	*	*	875	*	*	*	*
10	15	E	*	227	*	*	*	*	*	*

Cyanophyta										
[Density in cells per milliliter]										
Month	Day	Transect	<i>Synechococcus</i> <i>sp.</i>	<i>Synechococcus</i> <i>elongatus</i>	<i>Synechococcus</i> <i>linearis</i>	<i>Synechococcus</i> <i>linearis</i> var <i>spirale</i>	<i>Synechococcus</i> <i>linearis</i>	<i>Synechococcus</i> <i>racemosus</i>	<i>Synechococcus</i> <i>aquatilis</i>	
8	16	A	1477	*	1363	*	*	*	114	
8	16	C	2102	28	28	*	*	*	43	
8	16	E	7611	*	795	454	*	*	795	
9	19	A	*	*	*	*	*	*	57	
9	19	C	1250	*	*	*	*	*	*	
9	19	E	880	*	*	*	*	*	*	
10	12	A	1562	*	187	*	*	*	*	
10	15	C	12370	438	*	*	*	*	*	
10	15	E	1022	142	*	*	*	*	*	

Table 2. Algal species and species density in the water column of Wetland P8--Continued.

Cryptophyta									
[Density in cells per milliliter]									
Month	Day	Transect	<i>Chroomonas nordstedtii</i>	<i>Chroomonas sp.</i>	<i>Cryptomonas sp. 1</i>	<i>Cryptomonas sp. 2</i>	<i>Cryptomonas sp. 3</i>	<i>Cryptomonas sp. 4</i>	<i>Cryptomonas erosa</i>
8	16	A	*	*	*	*	57	*	454
8	16	C	*	*	213	*	*	*	28
8	16	E	*	227	114	57	*	*	285
9	19	A	*	*	*	*	*	*	170
9	19	C	*	*	28	*	*	*	142
9	19	E	*	*	28	284	*	*	114
10	12	A	*	*	*	*	312	13933	1562
10	15	C	*	*	1000	2625	*	*	*
10	15	E	*	*	17154	170	85	28	85

Cryptophyta									
[Density in cells per milliliter]									
Month	Day	Transect	<i>Cryptomonas marsonii</i>	<i>Cryptomonas ovata</i>	<i>Cryptomonas rostratoformis</i>	<i>Cyathomonas truncata</i>	<i>Rhodomonas sp.</i>	<i>Rhodomonas minuta</i>	
8	16	A	57	*	284	*	*	*	
8	16	C	*	14	*	*	*	71	
8	16	E	*	*	*	*	*	*	
9	19	A	114	*	*	*	*	*	
9	19	C	114	*	*	*	*	28	
9	19	E	284	*	*	*	*	*	
10	12	A	*	*	*	125	*	*	
10	15	C	*	*	*	*	*	*	
10	15	E	*	*	*	*	*	*	

Table 2. Algal species and species density in the water column of Wetland P8--Continued.

		Chlorophyta [Density in cells per milliliter]						
Month	Day	Transect	<i>Ankistrodesmus braunii</i>	<i>Ankistrodesmus falcatus</i>	<i>Ankistrodesmus nanoselene</i>	<i>Carteria sp.</i>	<i>Carteria cordiformis</i>	<i>Chlamydomonas sp. 1</i>
8	16	A	*	*	*	*	*	1421
8	16	C	14	*	14	28	43	71
8	16	E	*	*	*	57	*	*
9	19	A	*	*	*	*	*	*
9	19	C	*	*	*	28	*	85
9	19	E	*	*	*	*	*	*
10	12	A	*	*	*	*	*	187
10	15	C	*	*	187	*	*	125
10	15	E	*	*	*	*	*	28

		Chlorophyta [Density in cells per milliliter]							
Month	Day	Transect	<i>Chlamydomonas sp. 2</i>	<i>Chlamydomonas sp. 3</i>	<i>Chlamydomonas sp. 4</i>	<i>Chlorella vulgaris</i>	<i>Chlorogonium sp. 1</i>	<i>Chlorogonium sp. 2</i>	<i>Chlorococcum humicola</i>
8	16	A	*	*	*	*	*	*	57
8	16	C	71	43	28	*	*	*	1094
8	16	E	227	*	*	*	*	*	*
9	19	A	57	*	*	*	*	*	114
9	19	C	*	256	*	*	*	*	227
9	19	E	*	28	*	*	*	*	142
10	12	A	63	*	*	*	*	*	187
10	15	C	250	187	*	*	*	*	1312
10	15	E	85	85	*	*	*	57	*

Table 2. Algal species and species density in the water column of Wetland P8--Continued.

Chlorophyta										
[Density in cells per milliliter]										
Month	Day	Transect	<i>Chlorogonium</i> sp.	<i>Closterium</i> sp.	<i>Closterium</i> sp. 1	<i>Closterium</i> sp. 2	<i>Closterium</i> <i>gracile</i>	<i>Mesostigma</i> sp.	<i>Microspora</i> sp.	
8	16	A	170	57	*	*	*	57	*	
8	16	C	*	*	*	*	*	14	*	
8	16	E	*	57	*	*	*	*	*	
9	19	A	*	*	*	*	*	*	*	
9	19	C	*	*	*	*	*	*	*	
9	19	E	*	*	*	*	*	*	*	
10	12	A	*	125	*	*	*	63	*	
10	15	C	*	*	*	*	*	*	*	
10	15	E	*	*	*	*	*	*	*	

Chlorophyta										
[Density in cells per milliliter]										
Month	Day	Transect	<i>Pediastrum</i> <i>tetras</i> sp.	<i>Platymonas</i> sp.	<i>Scenedesmus</i> sp.	<i>Scenedesmus</i> <i>abundans</i>	<i>Scenedesmus</i> <i>longus</i> var <i>minutus</i>	<i>Scenedesmus</i> <i>serratus</i>	<i>Schroederia</i> <i>setigera</i>	
8	16	A	*	57	*	*	*	*	*	
8	16	C	*	*	*	*	*	*	*	
8	16	E	*	*	*	*	227	*	*	
9	19	A	*	*	*	*	*	*	*	
9	19	C	*	*	*	*	*	*	*	
9	19	E	*	*	*	*	*	*	*	
10	12	A	*	*	125	*	*	*	*	
10	15	C	*	*	*	*	250	*	*	
10	15	E	114	*	*	*	*	*	*	

Table 2. Algal species and species density in the water column of Wetland P8--Continued.

Chlorophyta [Density in cells per milliliter]						
Month	Day	Transect	<i>Selenastrum minutum</i>	<i>Spirogyra sp.</i>	<i>Tetraedron trigonum var tetragonum</i>	<i>Treubaria sp.</i>
8	16	A	*	*	57	*
8	16	C	*	*	*	*
8	16	E	*	*	*	*
9	19	A	*	*	*	*
9	19	C	28	*	*	*
9	19	E	*	*	*	*
10	12	A	*	*	*	*
10	15	C	*	*	*	*
10	15	E	*	*	*	*

Euglenophyta and Dinophyta [Density in cells per milliliter]								
Month	Day	Transect	<i>Euglena sp.</i>	<i>Euglena sp. 1</i>	<i>Euglena sp. 2</i>	<i>Euglena sp. 3</i>	<i>Trachelomonas sp.</i>	<i>Peridinium inconspicua</i>
8	16	A	*	*	*	*	*	*
8	16	C	14	*	*	*	*	8
8	16	E	*	*	57	*	*	*
9	19	A	*	*	*	*	*	*
9	19	C	*	*	*	*	*	*
9	19	E	*	*	*	*	*	*
10	12	A	*	*	*	*	*	*
10	15	C	*	*	*	*	*	*
10	15	E	*	*	*	114	*	*

Table 2. Algal species and species density in the water column of Wetland P8--Continued.

Chrysophyta									
[Density in cells per milliliter]									
Month	Day	Transect	<i>Chromulina</i> sp.	<i>Chromulina</i> sp. 1	<i>Chromulina</i> sp. 2	<i>Chrysamoeba</i> sp.	<i>Chrysochromulina</i> parva	<i>Dinobryon</i> sp.	<i>Dinobryon</i> setularia
8	16	A	*	*	*	*	*	*	*
8	16	C	28	*	*	*	*	*	*
8	16	E	*	398	*	*	*	*	*
9	19	A	*	*	*	*	*	*	*
9	19	C	57	*	*	*	*	*	*
9	19	E	*	114	170	*	*	*	*
10	12	A	*	63	312	*	*	*	*
10	15	C	*	*	*	*	*	*	*
10	15	E	*	*	*	28	*	*	*

Chrysophyta									
[Density in cells per milliliter]									
Month	Day	Transect	<i>Mallomonas</i> akrokomas	<i>Ochromonas</i> sp.	<i>Ochromonas</i> sp. 1	<i>Ochromonas</i> sp. 2	<i>Ophioctyium</i> sp.	<i>Rhynchocrysis</i> sp.	<i>Synura</i> sp.
8	16	A	*	*	227	57	*	*	*
8	16	C	*	*	142	14	*	14	*
8	16	E	*	*	*	*	*	*	*
9	19	A	*	*	*	28	*	*	*
9	19	C	*	*	*	*	*	*	*
9	19	E	*	*	*	*	*	*	*
10	12	A	*	*	*	*	*	*	*
10	15	C	*	*	375	375	63	*	*
10	15	E	*	*	*	*	*	*	*

Table 2. Algal species and species density in the water column of Wetland P8--Continued.

Bacillariophyta										
[Density in cells per milliliter]										
Month	Day	Transect	<i>Cyclotella meneghiniana</i>	<i>Amphipleura pelucida</i>	<i>Amphora ovalis</i>	<i>Amphora veneta</i>	<i>Cocconeis placentula var mesolepta</i>	<i>Fragilaria capucina</i>	<i>Fragilaria crotonensis</i>	
8	16	A	*	14	*	*	*	*	*	*
8	16	C	*	14	*	*	14	*	*	*
8	16	E	*	*	*	*	*	*	*	*
9	19	A	*	*	*	*	28	*	*	*
9	19	C	*	85	*	*	*	*	*	*
9	19	E	*	*	*	*	*	*	*	*
10	12	A	63	*	63	*	125	688	*	*
10	15	C	*	*	250	*	*	*	*	*
10	15	E	*	*	*	*	28	*	*	85

Bacillariophyta										
[Density in cells per milliliter]										
Month	Day	Transect	<i>Gomphonema sp.</i>	<i>Gomphonema angustatum</i>	<i>Navicula sp.</i>	<i>Navicula arvensis</i>	<i>Navicula confervacea</i>	<i>Navicula cryptocephala</i>	<i>Navicula cryptocephala var veneta</i>	<i>Navicula cryptocephala</i>
8	16	A	*	*	*	*	*	*	*	200
8	16	C	*	*	*	*	*	14	*	*
8	16	E	*	*	*	*	*	*	*	*
9	19	A	*	28	*	*	*	*	*	*
9	19	C	*	*	*	*	*	*	*	*
9	19	E	*	*	*	*	*	*	*	*
10	12	A	*	125	*	*	*	*	*	*
10	15	C	*	*	*	125	*	*	*	*
10	15	E	*	*	*	28	*	*	*	*



Table 2. Algal species and species density in the water column of Wetland P8--Continued.

Bacillariophyta [Density in cells per milliliter]												
Month	Day	Transect	<i>Navicula heufleri</i>	<i>Navicula var leptcephala</i>	<i>Navicula lanceolata</i>	<i>Navicula tripunctata</i>	<i>Navicula viridula</i>	<i>Navicula sp.</i>	<i>Nitzschia</i>	<i>Nitzschia acicularis</i>		
8	16	A	*	313	*	*	*	*	*	14		
8	16	C	14	*	28	*	*	*	*	*		
8	16	E	*	*	*	*	*	*	*	*		
9	19	A	*	*	*	*	*	*	*	256		
9	19	C	28	*	*	*	*	511	*	*		
9	19	E	*	*	57	*	*	*	*	398		
10	12	A	*	63	63	*	*	*	*	125		
10	15	C	63	*	*	63	*	688	*	*		
10	15	E	*	*	*	28	28	*	*	*		

Bacillariophyta [Density in cells per milliliter]												
Month	Day	Transect	<i>Nitzschia amphibia</i>	<i>Nitzschia denticula</i>	<i>Nitzschia hantzschiana</i>	<i>Nitzschia latens</i>	<i>Nitzschia linearis</i>	<i>Nitzschia longissima</i>	<i>Nitzschia palea</i>			
8	16	A	57	*	*	*	*	*	*	*		
8	16	C	213	14	*	*	*	*	*	14		
8	16	E	114	*	*	*	*	*	*	*		
9	19	A	*	*	*	*	*	*	*	*		
9	19	C	114	*	*	*	*	*	*	*		
9	19	E	57	*	*	*	*	*	*	*		
10	12	A	63	*	*	187	*	*	*	*		
10	15	C	312	*	63	*	*	*	*	63		
10	15	E	*	*	*	*	28	*	*	28		

Table 2. Algal species and species density in the water column of Wetland P8--Continued.

Bacillariophyta										
[Density in cells per milliliter]										
Month	Day	Transect	<i>Nitzschia paleacea</i>	<i>Nitzschia romana</i>	<i>Nitzschia thermalis</i>	<i>Pinnularia</i> sp.	<i>Rhopalodia gibba</i>	<i>Stauroneis wislouchii</i>	<i>Synedra</i> sp.	
8	16	A	*	*	57	*	*	*	*	*
8	16	C	*	14	28	*	*	*	*	*
8	16	E	114	*	*	*	*	*	*	*
9	19	A	*	28	*	*	*	*	*	*
9	19	C	142	*	*	*	*	*	*	*
9	19	E	57	*	*	*	*	*	*	*
10	12	A	187	*	125	14	*	*	*	*
10	15	C	*	*	63	*	63	*	63	*
10	15	E	85	*	57	*	*	*	*	*

Bacillariophyta										
[Density in cells per milliliter]										
Month	Day	Transect	<i>Synedra rumpens</i> sp.	<i>Synedra rumpens</i>	<i>Synedra ulna</i>	<i>Synedra ulna</i> var <i>subaequalis</i>				
8	16	A	*	28	*	14				
8	16	C	*	*	28	*				
8	16	E	*	*	*	*				
9	19	A	*	*	*	*				
9	19	C	*	*	*	*				
9	19	E	*	*	*	*				
10	12	A	*	*	*	*				
10	15	C	*	*	*	*				
10	15	E	85	*	*	*				

1 Organisms not present in sample.

Table 3. Algal species and species density in the water column of Wetland P11.

Cyanophyta										
[Density in cells per milliliter]										
Month	Day	Transect	<i>Anabaena</i> sp.	<i>Aphanizomenon</i> sp.	<i>Aphanocapsa</i> <i>delicatissima</i>	<i>Aphanocapsa</i> <i>elachista</i>	<i>Aphanothece</i> sp.	<i>Borzia</i> <i>tricocularis</i>	<i>Chroococcus</i> sp.	
5	15	A	1 *	*	*	*	*	*	*	*
5	15	C	*	*	*	11928	*	*	*	*
5	15	E	*	*	17040	*	*	*	*	*
6	19	A	*	*	*	*	*	*	*	*
6	19	C	*	*	199	*	*	*	256	*
6	19	E	*	*	*	5850	3181	*	*	*
7	5	A	*	*	*	*	*	*	*	*
7	5	C	*	*	*	*	*	*	*	*
7	5	E	1250	*	*	*	*	*	*	*

Cyanophyta										
[Density in cells per milliliter]										
Month	Day	Transect	<i>Chroococcus</i> sp. 1	<i>Chroococcus</i> sp. 2	<i>Dactylococcopsis</i> <i>fascicularis</i>	<i>Dactylococcopsis</i> <i>smithii</i>	<i>Gloeocapsa</i> sp.	<i>Lyngbya</i> sp.	<i>Merismopedia</i> <i>minima</i>	
5	15	A	*	*	6816	19170	*	6816	*	*
5	15	C	*	*	10224	38340	*	19596	*	*
5	15	E	1704	*	11928	47712	*	*	*	*
6	19	A	284	*	*	*	*	*	*	*
6	19	C	*	*	*	*	*	*	*	*
6	19	E	3692	57	*	*	*	*	*	*
7	5	A	*	*	*	*	*	*	*	*
7	5	C	*	*	28	*	*	*	*	*
7	5	E	398	4430	*	*	*	*	*	*

Table 3. Algal species and species density in the water column of Wetland P11--Continued.

		Cyanophyta									
		[Density in cells per milliliter]									
Month	Day	Transect	<i>Merismopedia tenuissima</i> sp.	<i>Oscillatoria sp. 1</i>	<i>Oscillatoria sp. 2</i>	<i>Oscillatoria angusta</i>	<i>Oscillatoria angustissima</i>	<i>Oscillatoria chlorina</i>	<i>Oscillatoria</i>	<i>Oscillatoria</i>	<i>Oscillatoria</i>
5	15	A	*	*	*	*	*	*	*	*	*
5	15	C	6816	20874	*	*	13632	38766	*	*	*
5	15	E	*	*	*	*	*	*	*	*	*
6	19	A	*	*	*	*	*	*	*	*	*
6	19	C	*	*	*	*	*	*	*	*	*
6	19	E	*	*	*	*	*	*	*	*	*
7	5	A	*	*	*	*	*	*	*	*	*
7	5	C	*	909	*	*	*	*	*	*	*
7	5	E	*	2783	*	*	1136	*	*	*	*

		Cyanophyta									
		[Density in cells per milliliter]									
Month	Day	Transect	<i>Oscillatoria limnetica</i>	<i>Oscillatoria limosa</i>	<i>Oscillatoria minnesotensis</i> sp.	<i>Phormidium fragile</i>	<i>Phormidium foveolarum</i>	<i>Phormidium irregulare</i>	<i>Rhabdoderma sigmaidea</i>	<i>Rhabdoderma</i>	<i>Rhabdoderma</i>
5	15	A	3408	*	*	*	*	*	*	*	426
5	15	C	*	11076	14910	*	*	*	*	*	12780
5	15	E	*	*	*	*	*	*	*	*	25560
6	19	A	*	*	*	*	*	*	*	*	*
6	19	C	*	*	*	*	625	*	*	*	*
6	19	E	*	*	*	937	*	*	*	*	*
7	5	A	*	*	*	*	*	*	*	*	85
7	5	C	*	*	*	*	909	*	*	*	*
7	5	E	1136	*	*	*	*	*	*	*	*

Table 3. Algal species and species density in the water column of Wetland P11--Continued.

Cyanophyta											
[Density in cells per milliliter]											
Month	Day	Transect	<i>Rhabdoderma sigmaidea</i> var. <i>minor</i>	<i>Rhabdoderma sp.</i>	<i>Spirulina laxissima</i>	<i>Spirulina major</i>	<i>Spirulina princeps</i>	<i>Synechococcus sp.</i>	<i>Synechococcus sp. I</i>	<i>Synechococcus</i>	<i>Synechococcus</i>
5	15	A	1704	*	*	*	*	1215804	*	*	*
5	15	C	*	3408	*	18744	*	2726400	*	*	*
5	15	E	*	*	*	*	*	*	*	2787744	*
6	19	A	*	*	*	*	*	*	*	*	*
6	19	C	*	*	*	*	*	625	*	*	*
6	19	E	57	*	*	*	*	*	*	*	*
7	5	A	28	*	*	*	*	2021	*	*	*
7	5	C	*	227	*	*	*	28	*	*	*
7	5	E	85	*	*	*	*	*	*	*	*

Cyanophyta											
[Density in cells per milliliter]											
Month	Day	Transect	<i>Synechococcus aeruginosa</i>	<i>Synechococcus elongatus</i>	<i>Synechococcus linearis</i>	<i>Synechococcus linearis</i> var. <i>spirale</i>	<i>Synechococcus racemosus</i>	<i>Synechococcus</i>	<i>Synechocystis</i>	<i>Synechococcus</i>	<i>Synechocystis</i>
5	15	A	*	852	17466	*	*	*	*	*	*
5	15	C	*	852	15336	*	*	*	*	*	*
5	15	E	*	*	22152	*	*	*	*	*	*
6	19	A	*	*	*	*	*	*	*	*	*
6	19	C	*	*	28	*	*	*	*	*	*
6	19	E	*	*	*	*	*	*	*	*	*
7	5	A	*	*	*	*	*	*	*	*	*
7	5	C	*	28	*	*	*	*	*	312	*
7	5	E	511	1335	114	*	3294	*	*	*	*

Table 3. Algal species and species density in the water column of Wetland P11--Continued.

Cryptophyta									
[Density in cells per milliliter]									
Month	Day	Transect	<i>Chroomonas</i> sp.	<i>Cryptomonas</i> sp.	<i>Cryptomonas</i> <i>erosa</i>	<i>Cyathomonas</i> <i>truncata</i>	<i>Rhodomonas</i> sp.	<i>Rhodomonas</i> <i>lacustris</i>	<i>Rhodomonas</i> <i>lacustris</i>
5	15	A	*	*	*	*	*	*	*
5	15	C	*	426	*	1704	*	*	*
5	15	E	*	568	*	568	*	*	*
6	19	A	*	*	*	*	*	*	*
6	19	C	*	*	*	*	*	*	*
6	19	E	*	*	*	*	*	*	*
7	5	A	2812	28	14	57	*	*	*
7	5	C	7214	*	*	*	*	227	*
7	5	E	*	*	*	*	*	199	*

Chlorophyta									
[Density in cells per milliliter]									
Month	Day	Transect	<i>Ankistrodesmus</i> <i>braunii</i>	<i>Ankistrodesmus</i> <i>convolutus</i>	<i>Chlamydomonas</i> sp. 1	<i>Chlamydomonas</i> sp. 2	<i>Chlamydomonas</i> sp. 3	<i>Chlamydomonas</i> sp. 4	<i>Chlamydomonas</i> <i>angustissima</i>
5	15	A	*	*	*	*	*	*	*
5	15	C	*	*	*	*	*	*	*
5	15	E	*	*	2840	284	*	*	*
6	19	A	*	*	*	*	*	*	1349
6	19	C	*	*	170	*	57	256	1193
6	19	E	*	*	*	*	*	*	114
7	5	A	*	*	85	*	28	*	28
7	5	C	*	28	*	*	*	*	*
7	5	E	*	*	114	*	*	*	426

Table 3. Algal species and species density in the water column of Wetland P11--Continued.

Chlorophyta									
[Density in cells per milliliter]									
Month	Day	Transect	<i>Chlorella</i> <i>sp.</i>	<i>Chlorella</i> <i>vulgaris</i>	<i>Chlorococcum</i> <i>humicola</i>	<i>Chlorogonium</i> <i>sp.</i>	<i>Dunaliella</i> <i>sp.</i>	<i>Gloeocystis</i> <i>sp.</i>	<i>Mesostigma</i> <i>sp.</i>
5	15	A	*	*	*	*	*	*	*
5	15	C	*	*	*	*	*	*	*
5	15	E	*	*	284	*	*	*	*
6	19	A	*	*	*	*	*	*	*
6	19	C	*	*	*	*	*	*	*
6	19	E	*	*	*	*	*	*	*
7	5	A	*	*	256	*	*	*	*
7	5	C	*	*	*	*	*	*	*
7	5	E	*	*	85	*	*	*	*

Chlorophyta										
[Density in cells per milliliter]										
Month	Day	Transect	<i>Oocystis</i> <i>sp.</i>	<i>Pedimonas</i> <i>rotunda</i> <i>sp.</i>	<i>Pyramimonas</i> <i>sp.</i>	<i>Pyrobotrys</i> <i>setigera</i> <i>sp.</i>	<i>Schroederia</i> <i>sp.</i>	<i>Selenastrum</i> <i>minutum</i>	<i>Selenastrum</i> <i>gracilis</i>	<i>Stephanoptera</i>
5	15	A	*	*	*	*	*	*	*	*
5	15	C	*	*	*	*	*	*	*	*
5	15	E	852	*	*	*	*	*	*	*
6	19	A	*	*	*	*	*	14	*	*
6	19	C	*	*	*	*	*	*	*	*
6	19	E	*	*	*	*	*	*	*	*
7	5	A	*	*	*	*	*	*	*	*
7	5	C	*	*	*	*	*	*	*	*
7	5	E	*	*	*	28	*	*	*	*

Table 3. Algal species and species density in the water column of Wetland P11--Continued.

Euglenophyta and Chyrsophyta [Density in cells per milliliter]									
Month	Day	Transect	<i>Euglena</i> <i>sp.</i>	<i>Euglena</i> <i>sp. 1</i>	<i>Euglena</i> <i>sp. 2</i>	<i>Chromulina</i> <i>sp.</i>	<i>Ochromonas</i>		
5	15	A	*	426	*	*	2130		
5	15	C	*	*	*	213	*		
5	15	E	568	*	*	*	5112		
6	19	A	*	*	14	*	*		
6	19	C	28	*	*	57	57		
6	19	E	*	*	*	*	*		
7	5	A	*	*	*	*	*		
7	5	C	28	*	*	*	511		
7	5	E	28	*	*	*	*		

Bacillariophyta [Density in cells per milliliter]									
Month	Day	Transect	<i>Cyclotella</i> <i>meneghiniana</i>	<i>Cylindrotheca</i> <i>gracilis</i>	<i>Cymbella</i> <i>var silesica</i>	<i>Etomoneis</i> <i>paludosa</i>	<i>Gomphonema</i> <i>sp.</i>	<i>Gomphonema</i> <i>parvulum</i>	<i>Gyrosigma</i> <i>spencerii</i>
5	15	A	*	*	*	28	*	*	57
5	15	C	1704	*	852	28	*	*	*
5	15	E	1420	*	*	*	*	*	*
6	19	A	*	*	*	*	14	*	*
6	19	C	*	*	*	*	*	*	*
6	19	E	*	*	*	*	*	*	*
7	5	A	*	*	*	*	*	*	*
7	5	C	*	*	*	*	*	*	*
7	5	E	*	*	*	*	*	*	*



Table 3. Algal species and species density in the water column of Wetland P11--Continued.

Bacillariophyta [Density in cells per milliliter]										
Month	Day	Transect	<i>Navicula</i> <i>sp.</i>	<i>Navicula</i> <i>accomoda</i>	<i>Navicula</i> <i>capitata</i>	<i>Navicula</i> <i>cincta</i>	<i>Navicula</i> <i>cryptocephala</i>	<i>Navicula</i> <i>var veneta</i>	<i>Cryptocephala</i> <i>cuspidata</i>	<i>Navicula</i> <i>cuspidata</i>
5	15	A	*	*	*	*	*	243	*	*
5	15	C	*	2300	*	2300	*	*	*	*
5	15	E	*	*	*	114	*	398	*	*
6	19	A	*	*	*	*	*	*	*	*
6	19	C	*	*	*	*	*	*	*	*
6	19	E	*	*	*	*	*	*	*	*
7	5	A	*	*	*	*	*	*	*	*
7	5	C	*	*	*	*	*	*	*	*
7	5	E	*	*	*	*	*	*	*	*

Bacillariophyta [Density in cells per milliliter]										
Month	Day	Transect	<i>Navicula</i> <i>exigua</i> <i>var capitata</i>	<i>Navicula</i> <i>heufferli</i>	<i>Navicula</i> <i>lanceolata</i>	<i>Navicula</i> <i>notha</i>	<i>Navicula</i> <i>pygmaea</i>	<i>Navicula</i> <i>tripunctata</i>	<i>Nitzschia</i> <i>sp.</i>	<i>Nitzschia</i> <i>sp.</i>
5	15	A	14	122	*	*	*	61	*	*
5	15	C	*	3834	*	*	767	*	426	*
5	15	E	*	*	*	28	*	*	114	*
6	19	A	*	*	*	*	*	*	*	*
6	19	C	*	28	*	*	*	*	*	*
6	19	E	*	*	*	*	*	*	*	*
7	5	A	*	*	*	*	*	*	*	*
7	5	C	*	*	*	*	*	*	*	*
7	5	E	*	*	*	*	*	*	*	*

Table 3. Algal species and species density in the water column of Wetland P11--Continued.

Bacillariophyta											
[Density in cells per milliliter]											
Month	Day	Transect	<i>Nitzschia amphibia</i>	<i>Nitzschia communis</i>	<i>Nitzschia fonticola</i>	<i>Nitzschia frustulum</i>	<i>Nitzschia hantzschiana</i>	<i>Nitzschia hungarica</i>	<i>Nitzschia inconspicua</i>		
5	15	A	*	116	6	77	*	39	*		*
5	15	C	*	57	*	*	76	*			913
5	15	E	*	*	*	*	309	284			57
6	19	A	*	*	*	43	*	*	*		*
6	19	C	*	*	*	*	28	*	*		*
6	19	E	*	*	*	*	*	*	*		*
7	5	A	*	*	*	*	*	*	*		*
7	5	C	*	*	*	*	*	*	*		*
7	5	E	*	*	*	*	7	*	*		*

Bacillariophyta											
[Density in cells per milliliter]											
Month	Day	Transect	<i>Nitzschia linearis</i>	<i>Nitzschia longissima var reversa</i>	<i>Nitzschia palea</i>	<i>Nitzschia paleacea</i>	<i>Nitzschia pusilla</i>	<i>Nitzschia romana</i>	<i>Nitzschia tryblionella</i>		
5	15	A	*	*	39	116	*	*			39
5	15	C	152	*	304	1140	14	456			*
5	15	E	103	*	206	103	*	206			*
6	19	A	*	*	*	*	*	*	*		*
6	19	C	*	*	*	114	*	*	*		*
6	19	E	*	*	*	28	*	*	*		*
7	5	A	*	*	*	6	*	*	*		*
7	5	C	*	*	*	*	*	199	*		*
7	5	E	*	*	*	21	*	*	*		*

Table 3. Algal species and species density in the water column of Wetland P11--Continued.

Bacillariophyta										
[Density in cells per milliliter]										
Month	Day	Transect	<i>Nitzschia valdestriata</i> sp.	<i>Pinnularia</i> sp.	<i>Plagiotropis lepidoptera</i> var <i>probscida</i>	<i>Rhoicosphenia curvata</i>	<i>Rhopalodia gibba</i>	<i>Rhopalodia musculus</i>	<i>Synedra fasciculata</i>	<i>Synedra pulchella</i>
5	15	A	*	*	*	57	*	114	*	57
5	15	C	76	852	852	*	*	*	426	*
5	15	E	28	*	14	284	142	142	28	*
6	19	A	*	*	*	*	*	14	*	14
6	19	C	*	*	*	28	*	*	28	*
6	19	E	*	*	*	*	*	*	*	*
7	5	A	*	*	*	*	*	*	*	*
7	5	C	*	*	*	114	*	*	*	*
7	5	E	*	*	*	85	*	*	*	*

Cyanophyta										
[Density in cells per milliliter]										
Month	Day	Transect	<i>Anabaena</i> sp.	<i>Aphanizomenon</i> sp.	<i>Aphanocapsa delicatissima</i>	<i>Aphanocapsa elachista</i>	<i>Aphanothece</i> sp.	<i>Borzia tricoloraris</i>	<i>Chroococcus</i> sp.	
8	16	A	*	*	*	*	*	*	*	
8	16	C	1250	*	*	*	*	6759	*	
8	16	E	*	1761	*	*	*	*	*	
9	20	A	*	*	*	*	*	*	*	
9	20	C	*	*	*	*	*	*	*	
9	20	E	142	*	*	*	*	*	*	
10	15	A	*	*	*	*	*	*	*	
10	15	C	*	*	*	*	*	*	*	
10	15	E	*	*	*	*	*	*	*	

Table 3. Algal species and species density in the water column of Wetland P11--Continued.

Cyanophyta										
[Density in cells per milliliter]										
Month	Day	Transect	<i>Chroococcus</i> <i>sp. 1</i>	<i>Chroococcus</i> <i>sp. 2</i>	<i>Dactylococcopsis</i> <i>fascicularis</i>	<i>Dactylococcopsis</i> <i>smithii</i>	<i>Gloeocapsa</i> <i>sp.</i>	<i>Lyngbya</i> <i>sp.</i>	<i>Merismopedia</i> <i>minima</i>	
8	16	A	*	*	*	*	2201	*	*	*
8	16	C	*	*	*	*	4658	*	*	227
8	16	E	284	*	*	*	*	*	*	*
9	20	A	*	*	*	*	568	*	*	*
9	20	C	*	*	*	*	*	*	*	*
9	20	E	*	*	*	*	*	227	*	*
10	15	A	*	*	*	*	*	3601	*	*
10	15	C	*	*	57	*	*	284	*	*
10	15	E	*	*	*	284	*	5112	*	*

Cyanophyta										
[Density in cells per milliliter]										
Month	Day	Transect	<i>Merismopedia</i> <i>tenuissima</i>	<i>Oscillatoria</i> <i>sp. 1</i>	<i>Oscillatoria</i> <i>sp. 2</i>	<i>Oscillatoria</i> <i>angusta</i>	<i>Oscillatoria</i> <i>angustissima</i>	<i>Oscillatoria</i> <i>chlorina</i>		
8	16	A	*	*	*	*	*	*	*	*
8	16	C	*	*	*	*	*	*	*	*
8	16	E	*	1164	308	*	*	*	*	*
9	20	A	*	*	*	*	*	*	*	*
9	20	C	*	*	*	*	*	*	*	*
9	20	E	*	*	*	*	*	*	*	*
10	15	A	*	*	*	6822	*	*	*	*
10	15	C	*	*	*	*	*	*	*	*
10	15	E	*	*	*	*	13632	*	*	*

Table 3. Algal species and species density in the water column of Wetland P11--Continued.

Cyanophyta										
[Density in cells per milliliter]										
Month	Day	Transect	<i>Oscillatoria limnetica</i>	<i>Oscillatoria limosa</i>	<i>Oscillatoria minnesotensis</i> sp.	<i>Phormidium fragile</i>	<i>Phormidium foveolarum irregulare</i>	<i>Rhabdoderma sigmaidea</i>	<i>Rhabdoderma sp.</i>	<i>Synechococcus sp. 1</i>
8	16	A	*	*	*	*	*	*	*	43
8	16	C	*	*	*	*	*	*	*	*
8	16	E	*	*	*	*	*	*	*	*
9	20	A	*	*	*	*	*	1590	*	*
9	20	C	*	*	*	*	*	*	*	28
9	20	E	*	*	994	*	*	28	*	*
10	15	A	6064	*	10802	1516	*	*	*	*
10	15	C	*	*	1022	*	*	*	*	*
10	15	E	*	*	14768	*	*	*	*	*

Cyanophyta										
[Density in cells per milliliter]										
Month	Day	Transect	<i>Rhabdoderma sigmaidea</i> var. minor	<i>Rhabdoderma sigmaidea</i> sp.	<i>Rhabdoderma laxissima</i>	<i>Spirulina major</i>	<i>Spirulina princeps</i>	<i>Synechococcus sp.</i>	<i>Synechococcus sp. 1</i>	
8	16	A	*	*	*	*	*	236742	*	
8	16	C	*	227	57	*	*	337733	*	
8	16	E	*	*	*	*	*	*	733629	
9	20	A	114	*	*	*	*	77475	*	
9	20	C	28	*	369	*	*	20448	*	
9	20	E	*	*	*	*	*	140239	*	
10	15	A	*	*	*	190	*	87472	*	
10	15	C	*	*	*	*	*	255146	*	
10	15	E	*	*	*	*	*	*	143784	

Table 3. Algal species and species density in the water column of Wetland P11--Continued.

Cyanophyta									
[Density in cells per milliliter]									
Month	Day	Transect	<i>Synechococcus</i> <i>sp. 2</i>	<i>Synechococcus</i> <i>aeruginosa</i>	<i>Synechococcus</i> <i>elongatus</i>	<i>Synechococcus</i> <i>linearis</i>	<i>Synechococcus</i> <i>linearis</i> <i>var spirale</i>	<i>Synechococcus</i> <i>racemosus</i>	<i>Synechococcus</i> <i>Synechocystis</i>
8	16	A	*	*	*	*	*	*	*
8	16	C	*	*	*	*	*	*	*
8	16	E	*	*	*	*	*	*	*
9	20	A	*	57	114	*	*	*	*
9	20	C	*	*	*	*	*	*	*
9	20	E	*	*	*	*	*	*	*
10	15	A	*	569	*	*	*	*	*
10	15	C	*	57	398	*	*	*	*
10	15	E	*	*	*	568	*	*	*

Cryptophyta									
[Density in cells per milliliter]									
Month	Day	Transect	<i>Chroomonas</i> <i>sp.</i>	<i>Cryptomonas</i> <i>sp.</i>	<i>Cryptomonas</i> <i>erosa</i>	<i>Cyathomonas</i> <i>truncata</i>	<i>Rhodomonas</i> <i>sp.</i>	<i>Rhodomonas</i> <i>lacustris</i>	<i>Rhodomonas</i> <i>lacustris</i>
8	16	A	71	*	*	*	57	*	*
8	16	C	*	*	*	*	*	682	*
8	16	E	85	*	*	*	*	312	*
9	20	A	57	*	*	*	*	*	*
9	20	C	*	*	*	*	*	*	*
9	20	E	*	*	*	*	*	*	*
10	15	A	*	190	*	*	*	*	*
10	15	C	*	57	*	*	*	*	*
10	15	E	*	*	*	*	*	*	*

Table 3. Algal species and species density in the water column of Wetland P11--Continued.

Chlorophyta									
[Density in cells per milliliter]									
Month	Day	Transect	<i>Ankistrodesmus braunii</i>	<i>Ankistrodesmus convolutus</i>	<i>Chlamydomonas sp. 1</i>	<i>Chlamydomonas sp. 2</i>	<i>Chlamydomonas sp. 3</i>	<i>Chlamydomonas sp. 4</i>	<i>Chlamydomonas angustissima</i>
8	16	A	*	*	28	128	*	57	2996
8	16	C	114	170	454	227	398	227	*
8	16	E	*	28	*	57	*	*	*
9	20	A	*	*	*	*	*	*	341
9	20	C	*	*	57	*	*	142	1079
9	20	E	*	*	28	28	*	*	909
10	15	A	*	*	*	*	*	*	948
10	15	C	*	*	*	*	*	*	1363
10	15	E	*	*	*	*	*	*	284

Chlorophyta									
[Density in cells per milliliter]									
Month	Day	Transect	<i>Chlorella sp.</i>	<i>Chlorella vulgaris</i>	<i>Chlorococcum humicola</i>	<i>Chlorogonium sp.</i>	<i>Dunaliella sp.</i>	<i>Gloeocystis sp.</i>	<i>Mesostigma sp.</i>
8	16	A	*	43	*	*	*	142	*
8	16	C	227	*	*	1590	170	*	738
8	16	E	*	*	*	*	*	*	*
9	20	A	*	*	*	*	*	*	*
9	20	C	*	*	*	*	*	*	*
9	20	E	*	*	*	*	*	*	*
10	15	A	*	*	*	*	*	*	*
10	15	C	*	*	*	*	*	*	*
10	15	E	*	*	*	*	*	*	*

Table 3. Algal species and species density in the water column of Wetland P11--Continued.

		Chlorophyta									
		[Density in cells per milliliter]									
Month	Day	Transect	<i>Oocystis</i> <i>sp.</i>	<i>Pedimonas</i> <i>rotunda</i> <i>sp.</i>	<i>Pyramimonas</i> <i>sp.</i>	<i>Pyrobotrys</i> <i>sp.</i>	<i>Schroederia</i> <i>setigera</i> <i>sp.</i>	<i>Selenastrum</i> <i>sp.</i>	<i>Selenastrum</i> <i>minutum</i> <i>sp.</i>	<i>Selenastrum</i> <i>gracilis</i> <i>sp.</i>	<i>Stephanoptera</i> <i>gracilis</i> <i>sp.</i>
8	16	A	*	*	*	*	*	*	*	*	*
8	16	C	*	4942	*	114	*	114	*	57	*
8	16	E	*	*	28	*	*	*	*	*	*
9	20	A	*	*	*	*	*	*	*	*	*
9	20	C	*	*	*	*	*	*	*	*	*
9	20	E	*	*	*	*	*	*	*	*	*
10	15	A	*	*	*	*	*	*	*	*	*
10	15	C	*	*	*	*	*	*	*	*	*
10	15	E	*	*	*	*	*	*	*	*	*

		Euglenophyta and Chyrsophyta					
		[Density in cells per milliliter]					
Month	Day	Transect	<i>Euglena</i> <i>sp.</i>	<i>Euglena</i> <i>sp. 1</i>	<i>Euglena</i> <i>sp. 2</i>	<i>Chromulina</i> <i>sp.</i>	<i>Ochromonas</i> <i>sp.</i>
8	16	A	*	*	*	*	*
8	16	C	*	*	*	*	*
8	16	E	*	*	*	*	*
9	20	A	*	*	*	*	*
9	20	C	114	*	*	*	*
9	20	E	28	*	*	*	*
10	15	A	*	*	*	*	*
10	15	C	*	*	*	*	*
10	15	E	*	*	*	*	*



Table 3. Algal species and species density in the water column of Wetland P11--Continued.

Bacillariophyta												
[Density in cells per milliliter]												
Month	Day	Transect	<i>Cyclotella meneghiniana</i>	<i>Cylindrotheca gracilis</i>	<i>Cymbella minima</i>	<i>Etomoneis paludosa</i>	<i>Gomphonema sp.</i>	<i>Gomphonema parvulum</i>	<i>Gyrosigma spencerii</i>			
8	16	A	*	*	*	*	*	*	*			
8	16	C	2783	*	*	*	*	*	*			
8	16	E	*	*	*	*	*	*	*			
9	20	A	*	*	*	*	*	*	14			
9	20	C	*	*	28	*	*	28	*			
9	20	E	*	*	*	*	*	*	*			
10	15	A	*	28	*	*	*	*	*			
10	15	C	*	*	*	*	*	*	*			
10	15	E	*	*	*	*	*	*	*			

Bacillariophyta												
[Density in cells per milliliter]												
Month	Day	Transect	<i>Navicula sp.</i>	<i>Navicula accomoda</i>	<i>Navicula capitata</i>	<i>Navicula cincta</i>	<i>Navicula cryptocephala</i>	<i>Navicula var veneta</i>	<i>Navicula cryptocephala</i>	<i>Navicula cuspidata</i>		
8	16	A	*	*	*	*	*	*	*	*		
8	16	C	*	*	*	*	*	*	*	*		
8	16	E	57	*	*	*	*	28	*	*		
9	20	A	*	*	*	*	*	6	*	*		
9	20	C	*	*	*	14	*	14	*	*		
9	20	E	*	*	*	*	*	*	*	*		
10	15	A	*	*	*	*	*	190	*	190		
10	15	C	*	*	*	*	*	*	*	*		
10	15	E	*	*	28	142	142	284	*	*		

Table 3. Algal species and species density in the water column of Wetland P11--Continued.

Bacillariophyta									
[Density in cells per milliliter]									
Month	Day	Transect	<i>Navicula exigua</i> var <i>capitata</i>	<i>Navicula heufleri</i>	<i>Navicula lanceolata</i>	<i>Navicula notha</i>	<i>Navicula pygmaea</i>	<i>Navicula tripunctata</i>	<i>Nitzschia</i> sp.
8	16	A	*	6	*	*	*	*	*
8	16	C	*	*	*	*	*	*	*
8	16	E	*	*	*	*	*	*	*
9	20	A	*	*	*	*	*	*	*
9	20	C	*	*	*	*	*	*	*
9	20	E	*	28	*	*	*	*	*
10	15	A	*	57	190	*	*	190	*
10	15	C	*	*	*	*	*	*	*
10	15	E	*	142	*	*	*	426	*

Bacillariophyta									
[Density in cells per milliliter]									
Month	Day	Transect	<i>Nitzschia amphibia</i>	<i>Nitzschia communis</i>	<i>Nitzschia fonticola</i>	<i>Nitzschia frustulum</i>	<i>Nitzschia hantzschiana</i>	<i>Nitzschia hungarica</i>	<i>Nitzschia inconspicua</i>
8	16	A	14	*	*	*	*	*	6
8	16	C	*	*	*	*	*	*	*
8	16	E	*	*	*	*	28	*	*
9	20	A	*	*	*	*	*	*	*
9	20	C	*	*	*	*	7	*	*
9	20	E	*	*	*	*	*	*	*
10	15	A	*	*	*	*	*	*	*
10	15	C	*	*	*	*	*	*	*
10	15	E	*	*	*	*	*	379	75

Table 3. Algal species and species density in the water column of Wetland P11--Continued.

Bacillariophyta										
[Density in cells per milliliter]										
Month	Day	Transect	<i>Nitzschia linearis</i>	<i>Nitzschia longissima</i> var. <i>reversa</i>	<i>Nitzschia palea</i>	<i>Nitzschia paleacea</i>	<i>Nitzschia pusilla</i>	<i>Nitzschia romana</i>	<i>Nitzschia tryblionella</i>	
8	16	A	*	*	*	*	*	*	*	*
8	16	C	*	*	57	*	*	*	*	*
8	16	E	*	*	85	*	*	*	*	*
9	20	A	*	*	*	*	*	*	*	*
9	20	C	*	*	28	14	*	7	*	*
9	20	E	*	*	*	*	*	*	*	*
10	15	A	*	14	*	*	*	*	*	28
10	15	C	*	*	*	114	*	*	*	*
10	15	E	*	*	*	454	*	152	*	*

Bacillariophyta										
[Density in cells per milliliter]										
Month	Day	Transect	<i>Nitzschia valdestrata</i> sp.	<i>Pinnularia lepidoptera</i> var. <i>proscidea</i>	<i>Rhoicosphenia curvata</i>	<i>Rhopalodia gibba</i>	<i>Rhopalodia musculus</i>	<i>Synedra fasciculata</i>	<i>Synedra pulchella</i>	
8	16	A	*	*	*	*	*	*	*	14
8	16	C	*	14	*	*	*	*	*	*
8	16	E	*	*	28	*	*	*	*	*
9	20	A	*	*	*	*	*	*	*	*
9	20	C	*	7	57	*	*	*	*	*
9	20	E	*	*	*	*	*	*	*	*
10	15	A	*	*	190	*	*	*	*	*
10	15	C	*	*	*	*	*	*	*	*
10	15	E	*	57	284	*	*	284	*	*

1 Organisms not present in sample

Table 4. Algal species and species density in the water column of Wetland T3.

Cyanophyta												
[Density in cells per milliliter]												
Month	Day	Transect	Anabaena sp. 1	Anabaena sp. 2	Anabaena sp. 3	Anabaena planctonica	Aphanocapsa delicatissima	Aphanocapsa elachista	Aphanocapsa sp.	Aphanothece		
5	15	A	1 *	*	*	483	*	*	*	32660		
5	15	C	*	*	*	20902	1136	*	*	*		
5	15	E	*	*	*	682	*	*	*	*		
6	15	A	*	*	*	*	*	*	*	*		
6	15	C	1676	284	85	*	6532	1534	*	*		
6	15	E	*	*	*	2272	10388	*	*	44531		
7	16	A	*	*	*	57	*	*	*	568		
7	6	C	*	*	*	*	1079	1306	*	*		
7	6	E	*	*	*	1250	*	*	*	*		

Cyanophyta												
[Density in cells per milliliter]												
Month	Day	Transect	Aphanothece sp. 1	Aphanothece sp. 2	Borzia sp.	Chroococcus sp.	Chroococcus dispersus	Coelosphaerium dubium	Dactylococcopsis			
5	15	A	*	*	*	1732	*	*	*			
5	15	C	1000	*	7384	341	*	*	*			
5	15	E	*	*	*	*	966	*	*			
6	15	A	*	*	*	114	12269	*	*			
6	15	C	1108	2925	57	511	2584	3777	*			
6	15	E	*	*	*	*	*	*	*			
7	16	A	*	*	*	*	11076	*	*			
7	6	C	*	*	*	*	2499	*	*	1193		
7	6	E	*	*	*	*	170	*	*	*		

Table 4. Algal species and species density in the water column of Wetland T3--Continued.

Cyanophyta												
[Density in cells per milliliter]												
Month	Day	Transect	<i>Dactylococcopsis acicularis</i>	<i>Dactylococcopsis fascicularis</i>	<i>Dactylococcopsis smithii</i>	<i>Gloeocapsa sp.</i>	<i>Holopedium irregulare</i>	<i>Lyngbya sp.</i>	<i>Lyngbya nana</i>			
5	15	A	*	*	*	454	*	*	*			
5	15	C	*	*	114	8747	*	*	*			
5	15	E	*	*	*	7668	*	682	568			
6	15	A	114	114	*	*	*	*	*			
6	15	C	114	57	28	*	2215	341	284			
6	15	E	*	*	*	*	*	*	966			
7	16	A	*	114	*	*	*	*	5112			
7	6	C	*	*	*	*	682	1022	*			
7	6	E	*	*	*	*	*	2386	*			

Cyanophyta												
[Density in cells per milliliter]												
Month	Day	Transect	<i>Oscillatoria sp.</i>	<i>Oscillatoria angustata</i>	<i>Oscillatoria angustissima</i>	<i>Oscillatoria limnetica</i>	<i>Oscillatoria planctonica</i>					
5	15	A	*	170	*	341	*	*				
5	15	C	*	*	1363	*	1250	*				
5	15	E	*	*	*	*	227	*				
6	15	A	*	*	*	9088	*	*				
6	15	C	1250	*	*	2215	1647	1136				
6	15	E	*	*	*	*	*	*				
7	16	A	*	1136	*	18233	4146	*				
7	6	C	*	*	*	454	2045	1704				
7	6	E	*	*	*	*	57	*				

Table 4. Algal species and species density in the water column of Wetland T3--Continued.

		Cyanophyta									
		[Density in cells per milliliter]									
Month	Day	Transect	<i>Phormidium</i> <i>sp.</i>	<i>Phormidium</i> <i>foveolarum</i> sp.	<i>Pseudoanabaena</i> <i>sp.</i>	<i>Rhabdoderma</i> <i>sigmoidea</i> var minor	<i>Rhabdoderma</i> <i>sigmoidea</i> sp.	<i>Schizothrix</i> <i>sp.</i>	<i>Spirulina</i> c.f. <i>okensis</i>		
5	15	A	*	*	*	*	142	*	*	*	*
5	15	C	*	*	2499	*	*	*	*	*	*
5	15	E	227	1477	568	57	170	*	*	*	*
6	15	A	*	*	*	28286	*	*	*	*	*
6	15	C	*	*	341	511	*	*	*	227	*
6	15	E	*	*	*	568	2272	*	*	*	*
7	16	A	*	*	*	*	16926	*	*	*	*
7	6	C	*	*	*	1988	568	568	*	*	*
7	6	E	*	*	*	1420	*	*	*	*	*

		Cyanophyta									
		[Density in cells per milliliter]									
Month	Day	Transect	<i>Synechococcus</i> <i>sp. 1</i>	<i>Synechococcus</i> <i>sp. 2</i>	<i>Synechococcus</i> <i>aeruginosa</i>	<i>Synechococcus</i> <i>elongatus</i>	<i>Synechococcus</i> <i>linearis</i>				
5	15	A	*	*	*	85	341				
5	15	C	114	*	*	454	*				
5	15	E	2272	*	*	*	*				
6	15	A	*	*	4090	82474	*				
6	15	C	142	7952	1022	*	682				
6	15	E	*	*	*	98946	*				
7	16	A	*	*	2499	*	1704				
7	6	C	114	*	*	*	1023				
7	6	E	*	*	*	*	284				

Table 4. Algal species and species density in the water column of Wetland T3--Continued.

		Cryptophyta [Density in cells per milliliter]									
Month	Day	Transect	<i>Chroomonas nordstedtii</i> sp. 1	<i>Cryptomonas</i> sp. 2	<i>Cryptomonas erosa</i>	<i>Cryptomonas marsonii</i>	<i>Cryptomonas ovata</i>	<i>Rhodomonas minuta</i>			
5	15	A	*	*	28	*	*	28			
5	15	C	*	*	*	*	*	227			
5	15	E	170	57	*	*	*	741			
6	15	A	*	*	1477	*	227	*			
6	15	C	288	199	*	*	*	*			
6	15	E	*	*	738	114	*	1420			
7	16	A	*	*	284	*	*	*			
7	6	C	*	57	*	114	*	*			
7	6	E	*	*	170	*	*	*			

		Chlorophyta [Density in cells per milliliter]									
Month	Day	Transect	<i>Ankistrodesmus braunii</i>	<i>Chlamydomonas</i> sp. 1	<i>Chlamydomonas</i> sp. 2	<i>Chlamydomonas</i> sp. 3	<i>Chlamydomonas</i> sp. 4	<i>Chlamydomonas</i> sp. 5			
5	15	A	*	199	28	*	398	*			
5	15	C	114	114	682	*	*	*			
5	15	E	*	511	454	*	284	*			
6	15	A	114	909	1363	*	*	*			
6	15	C	28	85	142	28	*	*			
6	15	E	*	57	*	*	*	*			
7	16	A	*	*	*	1193	*	*			
7	6	C	114	*	114	*	*	*			
7	6	E	*	*	*	227	227	341			

Table 4. Algal species and species density in the water column of Wetland T3--Continued.

Chlorophyta										
[Density in cells per milliliter]										
Month	Day	Transect	<i>Chlorella vulgaris</i>	<i>Chlorococcum humicola</i>	<i>Dictyosphaerium</i> sp.	<i>Dunaliella</i> sp.	<i>Mesotaenium</i> sp.	<i>Microspora</i> sp.	<i>Mougeotia</i> sp.	
5	15	A	*	596	*	199	*	*	*	*
5	15	C	*	1136	*	*	*	*	682	*
5	15	E	57	1136	341	*	57	1647	*	*
6	15	A	*	1590	*	*	*	*	*	*
6	15	C	*	*	*	*	28	*	*	*
6	15	E	*	57	*	*	*	*	*	*
7	16	A	*	909	*	*	*	*	*	*
7	6	C	*	*	*	*	*	341	*	*
7	6	E	*	*	409	*	57	*	*	*

Chlorophyta										
[Density in cells per milliliter]										
Month	Day	Transect	<i>Scenedesmus bijuga</i>	<i>Spermatozoopsis exultans</i>	<i>Tetraedron caudatum</i>	<i>Ulothrix</i> sp.	<i>Zygnema</i> sp.			
5	15	A	*	*	*	*	*	*	*	*
5	15	C	*	*	*	*	682	*	*	*
5	15	E	568	*	57	170	*	*	*	*
6	15	A	*	*	*	2045	*	*	*	*
6	15	C	*	*	*	*	*	*	*	*
6	15	E	*	*	*	*	*	*	*	*
7	16	A	*	*	*	*	*	*	*	*
7	6	C	*	*	*	*	*	*	*	*
7	6	E	*	170	114	*	*	*	*	*



Table 4. Algal species and species density in the water column of Wetland T3.--Continued.

Euglenophyta and Dinophyta [Density in cells per milliliter]									
Month	Day	Transect	<i>Euglena</i> sp.	<i>Phacus</i> sp.	<i>Phacus</i> <i>longicauda</i> sp.	<i>Trachelomonas</i> sp.	<i>Cryptodinium</i> <i>cornifax</i>		
5	15	A	*	*	*	*	*		
5	15	C	*	*	*	*	227		
5	15	E	*	*	*	*	*		
6	15	A	*	*	*	*	*		
6	15	C	57	28	57	*	*		
6	15	E	114	*	*	*	*		
7	16	A	114	*	*	*	*		
7	6	C	454	*	*	*	*		
7	6	E	57	*	*	57	*		

Chrysoophyta [Density in cells per milliliter]									
Month	Day	Transect	<i>Chromulina</i> sp.	<i>Chrysoamoeba</i> sp.	<i>Dinobryon</i> <i>acuminatum</i>	<i>Dinobryon</i> <i>setularia</i>	<i>Harpothyrium</i> <i>tenuissimum</i>	<i>Mallomonas</i> sp.	<i>Ochromonas</i> sp.
5	15	A	*	*	*	*	*	*	*
5	15	C	*	*	114	682	114	114	*
5	15	E	568	*	*	170	*	*	*
6	15	A	*	*	*	*	*	*	1250
6	15	C	*	28	*	*	*	*	284
6	15	E	*	*	*	*	*	*	*
7	16	A	227	*	*	*	*	*	*
7	6	C	*	*	*	*	*	*	57
7	6	E	454	*	*	*	*	*	*

Table 4. Algal species and species density in the water column of Wetland T3--Continued.

Chrysophyta									
[Density in cells per milliliter]									
Month	Day	Transect	<i>Ochromonas stellaris</i>	<i>Ophiocytium cochleare</i>	<i>Ophiocytium parvulum</i>	<i>Synura sp.</i>	<i>Tribonema sp.</i>	<i>Tribonema sp. 1</i>	<i>Tribonema sp. 2</i>
5	15	A	*	*	*	*	*	*	*
5	15	C	454	*	114	*	*	9997	1136
5	15	E	1079	*	*	*	4305	*	*
6	15	A	*	*	*	*	*	*	*
6	15	C	199	*	*	2215	*	284	*
6	15	E	*	*	57	*	568	*	*
7	16	A	*	*	*	2045	*	*	*
7	6	C	*	170	*	*	*	*	*
7	6	E	*	*	*	*	114	*	*

Bacillariophyta									
[Density in cells per milliliter]									
Month	Day	Transect	<i>Melosira sp.</i>	<i>Amphora veneta</i>	<i>Eunotia curvata</i>	<i>Fragilaria virescens</i>	<i>Gomphonema gracile</i>	<i>Hantzschia amphioxys</i>	<i>Navicula accomoda</i>
5	15	A	*	*	*	*	*	*	*
5	15	C	341	*	*	*	*	*	*
5	15	E	*	12	*	28	*	57	*
6	15	A	*	*	*	*	*	*	*
6	15	C	*	*	6	*	*	*	28
6	15	E	114	*	*	*	*	*	*
7	16	A	*	*	19	*	*	*	*
7	6	C	398	*	*	*	28	*	*
7	6	E	114	*	6	*	*	*	*

Table 4. Algal species and species density in the water column of Wetland T3--Continued.

Bacillariophyta												
[Density in cells per milliliter]												
Month	Day	Transect	<i>Navicula arvensis</i>	<i>Navicula atomus</i>	<i>Navicula cryptocephala</i>	<i>Navicula cuspidata</i>	<i>Navicula heufleri</i>	<i>Navicula lanceolata</i>	<i>Navicula sp.</i>			
5	15	A	*	*	*	*	28	*	*			
5	15	C	*	*	*	28	86	*	*			
5	15	E	*	*	*	57	*	*	*			
6	15	A	*	*	*	*	*	*	*			
6	15	C	28	28	*	*	*	28	14			
6	15	E	*	*	*	*	*	*	*			
7	16	A	6	*	*	*	3	*	*			
7	6	C	*	*	*	*	*	*	*			
7	6	E	*	*	*	*	*	*	*			

Bacillariophyta												
[Density in cells per milliliter]												
Month	Day	Transect	<i>Nitzschia amphibia</i>	<i>Nitzschia denticula</i>	<i>Nitzschia fonticola</i>	<i>Nitzschia frustulum</i>	<i>Nitzschia hantzschiana</i>	<i>Nitzschia minutula</i>	<i>Nitzschia palea</i>			
5	15	A	*	*	*	*	*	*	*			
5	15	C	227	*	*	*	*	*	114			
5	15	E	6	6	*	*	*	*	284			
6	15	A	*	*	*	*	57	*	*			
6	15	C	39	*	*	*	*	*	95			
6	15	E	*	*	*	*	*	*	57			
7	16	A	*	*	6	*	*	6	109			
7	6	C	*	*	*	28	*	57	114			
7	6	E	114	*	*	*	*	*	114			

Table 4. Algal species and species density in the water column of Wetland T3.-Continued.

		Bacillariophyta									
		[Density in cells per milliliter]									
Month	Day	Transect	<i>Nitzschia paleacea</i>	<i>Nitzschia romana</i>	<i>Nitzschia thermalis</i>	<i>Pinnularia sp*</i>	<i>Rhopalodia gibba</i>	<i>Synedra sp*</i>	<i>Synedra famelica</i>	<i>Synedra rumpens</i>	<i>Synedra var fragilarioides</i>
5	15	A	28	*	*	*	*	*	*	*	*
5	15	C	*	*	227	*	*	*	1136	*	*
5	15	E	*	*	6	57	*	*	548	*	*
6	15	A	57	*	*	*	*	*	*	*	*
6	15	C	373	20	28	*	*	*	*	*	*
6	15	E	57	*	*	*	*	*	*	*	*
7	16	A	130	6	*	*	*	19	*	38	*
7	6	C	170	57	*	*	*	*	*	*	*
7	6	E	*	170	*	*	6	*	57	*	*

1 Organisms not present in sample

Table 5. Algal species and species density in the water column of Wetland T8.

Cyanophyta										
[Density in cells per milliliter]										
Month	Day	Transect	<i>Anabaena</i> sp.	<i>Anabaena</i> sp. 1	<i>Anabaena</i> sp. 2	<i>Anabaena</i> <i>planctonica</i> sp.	<i>Aphanocapsa</i> sp.	<i>Aphanothece</i> <i>castagnei</i>	<i>Aphanocapsa</i> <i>delicatissima</i>	
5	15	A	1	*	*	1079	2357	2102	*	*
5	15	C	*	1590	398	*	*	*	738	
5	15	E	*	*	*	*	*	*	1477	
6	15	A	*	*	*	*	*	*	*	*
6	15	C	*	*	*	*	*	*	1818	
6	15	E	*	*	*	*	*	*	1903	
7	6	A	*	*	*	909	*	*	*	*
7	6	C	*	*	*	*	*	*	2158	
7	6	E	1306	*	*	*	*	*	*	*

Cyanophyta										
[Density in cells per milliliter]										
Month	Day	Transect	<i>Aphanocapsa</i> <i>elachista</i>	<i>Aphanothece</i> sp.	<i>Aphanocapsa</i> <i>pulchra</i>	<i>Chroococcus</i> sp.	<i>Chroococcus</i> sp. 1	<i>Chroococcus</i> sp. 2	<i>Chroococcus</i> <i>dispersus</i>	
5	15	A	*	5708	*	*	29934	28	*	*
5	15	C	2897	3635	*	44418	*	*	625	
5	15	E	2528	*	568	*	*	*	2532	
6	15	A	*	2045	*	*	231517	*	*	*
6	15	C	*	*	*	181306	*	*	*	*
6	15	E	*	*	*	124903	*	*	4430	
7	6	A	*	*	*	*	15904	*	1164	
7	6	C	*	909	*	*	*	*	*	*
7	6	E	38908	*	*	5000	*	*	*	*

Table 5. Algal species and species density in the water column of Wetland T8--Continued.

Cyanophyta										
[Density in cells per milliliter]										
Month	Day	Transect	<i>Chroococcus pallidus</i>	<i>Coelosphaerium</i> sp.	<i>Dactylococcus acicularis</i>	<i>Dactylococcopsis smithii</i>	<i>Gloeocapsa</i> sp.	<i>Holopedium irregulare</i>	<i>Lyngbya nana</i>	
5	15	A	*	*	*	28	*	*	*	*
5	15	C	*	*	28	114	*	*	*	*
5	15	E	19482	*	*	*	*	*	*	*
6	15	A	*	*	*	*	*	*	*	511
6	15	C	*	*	*	*	*	*	*	*
6	15	E	454	*	*	114	398	*	*	*
7	6	A	*	*	*	*	*	18062	*	*
7	6	C	*	7043	*	*	*	*	*	*
7	6	E	*	5794	28	*	*	*	*	568

Cyanophyta										
[Density in cells per milliliter]										
Month	Day	Transect	<i>Oscillatoria angusta</i>	<i>Oscillatoria angustissima</i>	<i>Oscillatoria limnetica</i>	<i>Oscillatoria princeps</i>	<i>Phormidium</i> sp.	<i>Pseudoanabaena</i> sp.	<i>Rhabdoderma irregulare</i>	
5	15	A	*	*	909	*	*	1051	*	*
5	15	C	*	568	227	*	*	341	*	*
5	15	E	*	*	*	*	*	170	*	*
6	15	A	2726	4146	*	*	*	*	*	*
6	15	C	*	*	1079	*	*	2158	*	*
6	15	E	*	2925	2215	*	360	*	*	*
7	6	A	*	*	*	*	*	*	*	*
7	6	C	*	909	*	*	*	*	*	10224
7	6	E	568	2499	2899	*	170	*	*	*

Table 5. Algal species and species density in the water column of Wetland T8--Continued.

		Cyanophyta									
		[Density in cells per milliliter]									
Month	Day	Transect	<i>Rhabdoderma sigmoidea</i>	<i>Rhabdoderma sigmoidea</i> var minor	<i>Synechococcus sp.</i>	<i>Synechococcus aeruginosa</i>	<i>Synechococcus elongatus</i>	<i>Synechococcus linearis</i>	<i>Synechococcus linearis</i> var spirale		
5	15	A	*	*	*	*	57	1193	*	*	*
5	15	C	*	*	*	*	28	568	*	*	*
5	15	E	57	*	*	*	*	*	*	*	*
6	15	A	57	341	*	*	*	114	*	*	*
6	15	C	114	114	*	*	*	*	*	*	*
6	15	E	170	57	*	170	227	114	*	625	*
7	6	A	1136	*	25	966	*	625	*	*	*
7	6	C	*	*	13632	*	*	13972	*	*	*
7	6	E	114	341	*	*	*	1192	*	*	*

		Cryptophyta										
		[Density in cells per milliliter]										
Month	Day	Transect	<i>Chroomonas rostratoformis</i> sp. 1	<i>Cryptomonas sp. 1</i>	<i>Cryptomonas sp. 2</i>	<i>Cryptomonas sp. 3</i>	<i>Cryptomonas erosa</i>	<i>Cryptomonas marsonii</i>	<i>Cryptomonas ovata</i>	<i>Cryptomonas Rhodomonas minuta</i>		
5	15	A	*	28	*	*	*	*	*	*	568	*
5	15	C	*	1704	341	*	*	*	*	*	312	*
5	15	E	*	994	28	*	*	*	170	*	*	*
6	15	A	*	568	114	*	114	*	*	*	795	*
6	15	C	142	28	*	85	85	*	28	*	*	*
6	15	E	*	596	*	*	682	*	85	*	*	*
7	6	A	*	*	*	*	170	28	*	*	57	*
7	6	C	7952	*	*	*	*	114	*	*	57	*
7	6	E	*	*	*	35443	*	*	*	*	682	*

Table 5. Algal species and species density in the water column of Wetland T8--Continued.

Chlorophyta												
[Density in cells per milliliter]												
Month	Day	Transect	<i>Actinastrum</i> sp.	<i>Ankistrodesmus</i> sp.	<i>Ankistrodesmus</i> <i>braunii</i>	<i>Ankistrodesmus</i> <i>falcatus</i>	<i>Carteria</i> sp.	<i>Chlamydomonas</i> sp. 1	<i>Chlamydomonas</i> sp. 2	<i>Cosmarium</i> sp.		
5	15	A	*	28	*	*	*	142	170			
5	15	C	*	*	*	*	*	312	398			
5	15	E	*	*	*	*	*	142	483			
6	15	A	*	*	*	*	*	57	57			
6	15	C	*	85	57	114	*	57	*			
6	15	E	*	*	28	*	*	85	*			
7	6	A	*	*	*	*	19	142	57			
7	6	C	*	*	*	*	*	114	*			
7	6	E	227	*	*	*	*	*	*			

Chlorophyta												
[Density in cells per milliliter]												
Month	Day	Transect	<i>Chlamydomonas</i> sp. 3	<i>Chlamydomonas</i> sp. 4	<i>Chlorococcum</i> <i>humicola</i>	<i>Chlorogonium</i> sp.	<i>Glosterium</i> sp.	<i>Coelastrum</i> sp.	<i>Cosmarium</i> sp.			
5	15	A	28	*	852	341	*	*	*			
5	15	C	568	*	*	*	*	*	*			
5	15	E	341	*	142	*	*	*	*			
6	15	A	*	*	*	114	*	*	*			
6	15	C	*	*	*	28	*	*	*			
6	15	E	*	*	483	*	*	*	28			
7	6	A	114	256	*	*	19	*	*			
7	6	C	*	*	*	*	*	*	*			
7	6	E	*	*	85	*	28	227	*			



Table 5. Algal species and species density in the water column of Wetland T8--Continued.

Chlorophyta										
[Density in cells per milliliter]										
Month	Day	Transect	<i>Dictyosphaerium ehrenbergianum</i>	<i>Eudorina</i> sp.	<i>Mougeotia</i> sp.	<i>Oedogonium</i> sp.	<i>Oocystis</i> sp.	<i>Pediastrum boryanum</i>	<i>Pyramimonas</i> sp.	
5	15	A	114	*	*	*	*	*	*	*
5	15	C	*	*	*	*	*	*	*	*
5	15	E	170	*	*	*	*	*	*	*
6	15	A	*	*	*	1420	*	*	*	*
6	15	C	*	909	28	2982	*	426	*	*
6	15	E	*	*	*	1505	170	*	*	28
7	6	A	*	*	*	*	*	*	*	*
7	6	C	*	*	*	*	*	*	*	*
7	6	E	*	*	*	*	57	*	*	*

Chlorophyta										
[Density in cells per milliliter]										
Month	Day	Transect	<i>Scenedesmus dimorphus</i>	<i>Scenedesmus sphaerocyclops schroeteri</i>	<i>Spirogyra</i> sp.	<i>Staurastrum</i> sp.	<i>Stephanoptera gracilis</i>	<i>Ulothrix</i> sp.	<i>Zygnema</i> sp.	
5	15	A	114	*	*	*	*	*	*	114
5	15	C	*	*	*	*	*	*	*	*
5	15	E	*	114	*	*	*	*	*	*
6	15	A	*	*	*	*	*	*	*	1420
6	15	C	*	*	284	85	*	625	*	5197
6	15	E	*	625	*	*	28	426	*	1169
7	6	A	*	*	*	28	*	*	*	*
7	6	C	*	*	*	*	*	*	*	*
7	6	E	*	*	*	199	*	*	*	*

Table 5. Algal species and species density in the water column of Wetland T8--Continued.

Euglenophyta and Dinophyta [Density in cells per milliliter]										
Month	Day	Transect	<i>Euglena</i> sp.	<i>Euglena</i> sp. 1	<i>Euglena</i> sp. 2	<i>Phacus</i> sp.	<i>Phacus</i> <i>caudata</i>	<i>Gymnodinium</i> <i>palustre</i>	<i>Peridinium</i> <i>inconspicua</i>	
5	15	A	*	*	*	*	*	*	*	*
5	15	C	*	*	*	*	*	*	*	*
5	15	E	28	*	*	*	*	*	*	*
6	15	A	*	*	*	*	*	*	*	*
6	15	C	*	*	*	28	57	*	*	*
6	15	E	*	*	*	*	*	*	*	*
7	6	A	*	28	28	*	28	28	57	*
7	6	C	*	*	*	*	*	*	*	*
7	6	E	28	*	*	*	*	*	*	*

Chrysoophyta [Density in cells per milliliter]										
Month	Day	Transect	<i>Chromulina</i> sp.	<i>Desmarella</i> sp.	<i>Ochromonas</i> sp.	<i>Ophiocytium</i> <i>desertum</i> var <i>minor</i>	<i>Rhynchocrysis</i> sp.	<i>Synura</i> sp.	<i>Tribonema</i> sp.	
5	15	A	2414	114	*	*	28	2329	625	*
5	15	C	57	*	*	*	*	*	*	*
5	15	E	57	*	*	*	*	*	*	*
6	15	A	*	*	*	*	*	30388	227	*
6	15	C	28	*	*	*	*	4317	2641	*
6	15	E	*	*	28	28	*	*	1022	*
7	6	A	*	*	199	*	*	4601	227	*
7	6	C	227	*	*	*	*	9883	*	*
7	6	E	*	*	*	*	*	*	*	*

Table 5. Algal species and species density in the water column of Wetland T8--Continued.

Month	Day	Transect	Bacillariophyta														
			<i>Eunotia curvata</i>	<i>Eunotia naegeli</i>	<i>Gomphonema angustatum</i>	<i>Gomphonema gracile</i>	<i>Gomphonema sp.</i>	<i>Navicula sp.</i>	<i>Nitzschia palea</i>	<i>Nitzschia paleacea</i>	<i>Nitzschia thermalis</i>	<i>Synedra rumpens</i>					
5	15	A	28	*	*	*	*	28	*	*	*	*	*	*	*	*	*
5	15	C	*	*	*	*	*	28	*	*	*	*	*	*	*	*	28
5	15	E	*	*	*	*	*	6	*	28	*	*	*	*	*	*	*
6	15	A	14	6	*	*	14	*	*	14	*	*	*	*	*	*	14
6	15	C	57	*	*	*	14	*	*	57	*	*	*	*	*	*	57
6	15	E	28	*	*	*	28	*	*	28	*	*	*	*	*	*	*
7	6	A	*	*	*	*	*	*	*	28	*	*	*	14	*	*	*
7	6	C	6	*	*	*	*	*	*	57	*	*	*	*	*	*	114
7	6	E	57	*	28	85	85	*	*	57	*	*	*	*	*	*	85

1 Organisms not present in sample

Table 6. Invertebrate species and species density in the water column of Wetland P1.

Copepoda and Cladocera										
[Density is organisms per liter]										
Month	Day	Transect	<i>Diacyclops biscuspidatus thomasi</i>	Copepod naupli	<i>Diaptomus clavipes</i>	<i>Daphnia pulex</i>	<i>Ceriodaphnia quadrangula</i>	<i>Chydorus sp.</i>		
5	15	A	29	85	1	102	*	*	*	
5	15	C	59	102	4	268	*	*	*	
5	15	E	44	177	1 *	147	*	*	*	
6	20	A	46	391	6	13	7	1	*	
6	20	C	12	286	9	*	2 <1	*	*	
6	20	E	34	352	21	15	3	*	*	
7	9	A	*	46	22	372	18	*	*	
7	9	C	6	114	47	89	3	*	*	
7	9	E	7	125	26	20	49	<1	*	

Rotifera										
[Density is organisms per liter]										
Month	Day	Transect	<i>Keratella quadrata</i>	<i>Euchlanis sp.</i>	<i>Platylas sp.</i>	<i>Trichoerca sp.</i>				
5	15	A	*	*	1	*	*	*	*	
5	15	C	*	1	21	3	*	*	*	
5	15	E	1	*	*	*	*	*	*	
6	20	A	*	<1	<1	*	*	*	*	
6	20	C	*	*	2	*	*	*	*	
6	20	E	*	*	1	*	*	*	*	
7	9	A	*	*	*	*	*	*	*	
7	9	C	*	*	*	*	*	*	*	
7	9	E	*	*	<1	*	*	*	*	

Table 6. Invertebrate species and species density in the water column of Wetland Pl--Continued.

			Other invertebrates [Density is organisms per liter]				
Month	Day	Transect	Ostracoda sp.	Hydracarina sp.	Ephemeroptera Baetis sp.	Diptera Chaoborus sp.	
5	15	A	*	*	*	*	
5	15	C	*	*	*	*	
5	15	E	*	*	*	*	
6	20	A	<1	*	*	*	
6	20	C	*	<1	*	*	
6	20	E	*	*	*	*	
7	9	A	*	*	*	*	
7	9	C	*	1	*	*	
7	9	E	*	*	*	*	

			Copepoda and Cladocera [Density is organisms per liter]				
Month	Day	Transect	Diaacyclops biscuspidatus thomasi	Copepod naupli	Diaptomus clavipes	Daphnia pulex	Ceriodaphnia quadrangula sp.
8	15	A	3	3	314	11	3
8	15	C	21	34	69	*	13
8	15	E	6	60	40	1	5
9	17	A	6	16	27	4	4
9	17	C	1	23	5	6	1
9	17	E	5	5	5	<1	*
10	12	A	<1	14	3	112	*
10	12	C	*	8	19	132	*
10	12	E	6	3	2	2	*

Table 6. Invertebrate species and species density in the water column of Wetland Pl--Continued.

			Rotifera				
			[Density is organisms per liter]				
Month	Day	Transect	<i>Keratella quadrata</i>	<i>Euchlanis sp.</i>	<i>Platyias sp.</i>	<i>Trichocerca sp.</i>	
8	15	A	*	*	*	*	*
8	15	C	*	*	22	*	*
8	15	E	*	*	1	*	*
9	17	A	1	*	*	*	*
9	17	C	2	*	<1	*	*
9	17	E	<1	<1	*	*	*
10	12	A	*	*	*	*	*
10	12	C	1	*	*	*	*
10	12	E	<1	*	*	*	*

			Other invertebrates			
			[Density is organisms per liter]			
Month	Day	Transect	Ostracoda sp.	Hydracarina sp.	Ephemeroptera <i>Baetis sp.</i>	Diptera <i>Chaoborus sp.</i>
8	15	A	*	*	*	*
8	15	C	*	*	1	*
8	15	E	*	*	*	<1
9	17	A	*	*	*	<1
9	17	C	*	*	*	*
9	17	E	*	*	*	*
10	12	A	*	*	*	*
10	12	C	*	*	*	*
10	12	E	*	*	<1	*

1 Organisms not present in sample

2 Organisms present in sample but density less than one organism per liter

Table 7. Invertebrate species and species density in the water column of Wetland P8.

		Copepoda [Density is organisms per liter]									
Month	Day	Transect	<i>Diaacyclops biscuspidatus thomasi</i>	<i>Paracyclops fimbriatus poppei</i>	<i>Macrocyclus fuscus</i>	Cyclopoid copepodids	Copepod naupli	<i>Diaptomus clavipes</i>			
5	15	A	1 *	*	*	88	55	3			
5	15	C	*	140	*	*	15	3			
5	15	E	33	*	*	*	44	2 <1			
6	20	A	*	*	*	24	119	3			
6	20	C	*	*	*	5	116	3			
6	20	E	*	*	*	32	109	2			

		Cladocera [Density is organisms per liter]									
Month	Day	Transect	<i>Daphnia pulex</i>	<i>Daphnia rosea</i>	Immature <i>Daphnia</i>	<i>Ceriodaphnia quadrangula</i>	<i>Simocephalus vetulus</i>	<i>Scapholeberis quiritus</i>	<i>Pleuroxus procurvatus</i>	<i>Chydorus sphaericus</i>	
5	15	A	*	*	1	*	*	*	*	1	
5	15	C	*	*	11	*	*	*	*	*	
5	15	E	13	<1	*	*	*	*	*	*	
6	20	A	*	*	13	3	<1	*	<1	12	
6	20	C	8	*	*	*	1	*	*	2	
6	20	E	*	*	5	5	<1	*	<1	2	

Table 7. Invertebrate species and species density in the water column of Wetland P8--Continued.

Rotifera												
[Density is organisms per liter]												
Month	Day	Transect	<i>Keratella quadrata</i>	<i>Notholca accuminata</i>	<i>Synchaeta</i> sp.	<i>Euchlanis</i> sp.	<i>Lecane</i> sp.	<i>Platylas</i> sp.	<i>Polyarthra</i> sp.	<i>Brachionus</i> sp.		
5	15	A	*	*	4009	12	*	*	*	*		
5	15	C	*	*	5	3	*	5	*	*		
5	15	E	*	*	2153	*	*	*	*	*		
6	20	A	<1	*	*	3	*	6	*	*		
6	20	C	*	*	*	<1	*	<1	*	*		
6	20	E	*	*	*	*	*	2	*	*		

Other invertebrates												
[Density is organisms per liter]												
Month	Day	Transect	Ostracoda sp.	Amphipoda <i>Hyalolella azteca</i>	Hydracarina sp.	Ephemeroptera Baetis sp.	Hemiptera Notonectid sp.	Coleoptera Dytiscid sp.	Diptera Chironomidae sp.	Diptera Chaoborus sp.		
5	15	A	<1	*	*	*	*	*	<1	*		
5	15	C	5	*	*	*	*	*	*	*		
5	15	E	1	*	*	*	*	*	*	*		
6	20	A	1	*	*	*	*	*	*	*		
6	20	C	<1	*	<1	*	*	*	*	*		
6	20	E	<1	*	*	*	*	*	*	*		



Table 7. Invertebrate species and species density in the water column of Wetland P8--Continued.

		Copepoda [Density is organisms per liter]									
Month	Day	Transect	<i>Diaicyclops</i> <i>biscuspidatus</i> <i>thomasi</i>	<i>Paracyclops</i> <i>fimbriatus</i> <i>poppei</i>	<i>Macrocyclus</i> <i>fuscus</i>	Cyclopoid copepodids	Copepod naupli	<i>Diaptomus</i> <i>clavipes</i>			
7	9	A	*	*	*	23	8	1			
7	9	C	*	*	*	15	97	6			
7	9	E	*	*	*	5	5	7			
8	16	A	*	*	*	7	1	1			
8	16	C	*	*	*	14	53	4			
8	16	E	*	*	*	8	119	6			

		Cladocera [Density is organisms per liter]									
Month	Day	Transect	<i>Daphnia</i> <i>pulex</i>	<i>Daphnia</i> <i>rosea</i>	Immature <i>Daphnia</i>	<i>Ceriodaphnia</i> <i>quadrangula</i>	<i>Simocephalus</i> <i>vetulus</i>	<i>Scapholeberis</i> <i>quiritus</i>	<i>Pleuroxus</i> <i>procurvatus</i>	<i>Chydorus</i> <i>sphaericus</i>	
7	9	A	*	*	2	5	<1	3	*	4	
7	9	C	*	*	1	*	<1	2	*	1	
7	9	E	<1	51	*	1	*	<1	*	7	
8	16	A	*	*	*	<1	<1	2	*	*	
8	16	C	*	*	<1	*	*	*	*	*	
8	16	E	*	*	1	*	*	*	*	*	

Table 7. Invertebrate species and species density in the water column of Wetland P8--Continued.

Rotifera												
[Density is organisms per liter]												
Month	Day	Transect	<i>Keratella quadrata</i>	<i>Notholca accuminata</i>	<i>Synchaeta</i> sp.	<i>Euchlanis</i> sp.	<i>Lecane</i> sp.	<i>Platyias</i> sp.	<i>Polyarthra</i> sp.	<i>Brachionus</i> sp.		
7	9	A	*	*	*	2	<1	7	<1	*		
7	9	C	*	*	*	*	<1	7	4	*		
7	9	E	*	<1	*	*	*	*	*	*		
8	16	A	*	*	*	*	*	*	*	*		
8	16	C	*	*	*	*	<1	<1	28	*		
8	16	E	*	*	*	*	*	3	16	*		

Other invertebrates												
[Density is organisms per liter]												
Month	Day	Transect	Ostracoda sp.	Amphipoda <i>Hyalella azteca</i>	Hydracarina sp.	Ephemeroptera Baetis sp.	Hemiptera Notonectid sp.	Coleoptera Dytiscid sp.	Diptera Chironomidae sp.	Diptera Chaoborus sp.		
7	9	A	<1	*	<1	*	*	*	<1	*		
7	9	C	<1	*	<1	*	*	<1	*	*		
7	9	E	*	*	<1	*	*	*	*	*		
8	16	A	2	<1	*	*	<1	<1	<1	1		
8	16	C	*	*	*	<1	*	*	*	1		
8	16	E	*	*	*	<1	*	*	*	<1		

Table 7. Invertebrate species and species density in the water column of Wetland P8--Continued.

		Copepoda [Density is organisms per liter]									
Month	Day	Transect	<i>Diaacyclops biscuspidatus thomasi</i>	<i>Paracyclops fimbriatus poppei</i>	<i>Macrocyclus fuscus</i>	Cyclopoid copepodids	Copepod naupli	<i>Diaptomus clavipes</i>			
9	19	A	*	*	9	*	10	3			
9	19	C	*	*	*	3	5	2			
9	19	E	*	*	*	2	136	<1			
10	15	A	*	*	*	4	47	1			
10	15	C	*	*	*	1	29	5			
10	15	E	*	*	*	4	51	2			

		Cladocera [Density is organisms per liter]									
Month	Day	Transect	<i>Daphnia pulex</i>	<i>Daphnia rosea</i>	Immature <i>Daphnia</i>	<i>Ceriodaphnia quadrangula</i>	<i>Simocephalus vetulus</i>	<i>Scapholeberis quiritus</i>	<i>Pleuroxus procurvatus</i>	<i>Chydorus sphaericus</i>	
9	19	A	*	1	*	*	<1	4	*	<1	
9	19	C	*	1	*	*	*	*	*	*	
9	19	E	<1	<1	*	<1	<1	*	*	*	
10	15	A	<1	1	*	*	*	*	*	*	
10	15	C	6	<1	*	<1	<1	*	*	*	
10	15	E	<1	<1	*	*	*	*	*	<1	

Table 7. Invertebrate species and species density in the water column of Wetland P8--Continued.

		Rotifera									
		[Density is organisms per liter]									
Month	Day	Transect	<i>Keratella quadrate</i>	<i>Notholca accuminata</i>	<i>Synchaeta</i>	<i>Euchlanis</i>	<i>Lecane</i>	<i>Platylas</i>	<i>Polyarthra</i>	<i>Brachionus</i>	
9	19	A	<1	*	*	*	*	*	*	<1	
9	19	C	<1	*	*	*	<1	*	*	*	
9	19	E	<1	*	3	*	*	*	<1	*	
10	15	A	<1	*	*	*	<1	*	*	*	
10	15	C	<1	*	*	*	<1	*	<1	*	
10	15	E	*	*	*	*	<1	*	<1	*	

		Other invertebrates									
		[Density is organisms per liter]									
Month	Day	Transect	Ostracoda sp.	Amphipoda <i>Hyalella azteca</i>	Hydracarina sp.	Ephemeroptera Baetis sp.	Hemiptera Notonectid sp.	Coleoptera Dytiscid sp.	Diptera Chironomidae sp.	Diptera Chaoborus sp.	
9	19	A	<1	*	*	<1	*	<1	*	2	
9	19	C	<1	*	*	*	*	*	*	<1	
9	19	E	1	*	*	*	*	*	*	*	
10	15	A	<1	*	*	*	*	*	*	*	
10	15	C	<1	*	*	1	*	*	*	<1	
10	15	E	<1	*	*	*	*	*	*	*	

<sup>1</sup> Organisms not present in sample

<sup>2</sup> Organisms present in sample but density less than one organism per liter

Table 8. Invertebrate species and species density in the water column of Wetland P11.

		Copepoda and Cladocera [Density is organisms per liter]									
Month	Day	Transect	<i>Diatocyclops biscuspidatus thomasi</i>	Cyclopoid copepids	Copepod naupli	<i>Diaptomus sicilis</i>	<i>Daphnia similis</i>	<i>Ceriodaphnia quadrangula</i>	<i>Chydorus sp.</i>	<i>Moina macrocalps?</i>	
5	15	A	229	1 *	322	235	11	7	*	*	
5	15	C	260	*	135	182	9	27	*	2 <1	
5	15	E	684	*	115	170	3	13	*	*	
6	20	A	*	<1	53	125	2	1	*	*	
6	20	C	*	2	210	55	7	14	1	*	
6	20	E	*	54	54	54	1337	54	*	*	
7	10	A	*	2	21	63	46	2	4	*	
7	10	C	*	<1	*	24	5	2	*	*	
7	10	E	*	5	5	65	304	20	*	*	

		Rotifera [Density is organisms per liter]			
Month	Day	Transect	<i>Keratella quadrata</i>	<i>Syncheata sp.</i>	<i>Notholca sp.</i>
5	15	A	*	*	87
5	15	C	*	*	41
5	15	E	*	*	73
6	20	A	*	*	2
6	20	C	*	*	6
6	20	E	*	*	21
7	10	A	*	*	*
7	10	C	*	*	*
7	10	E	10	*	*

Table 8. Invertebrate species and species density in the water column of Wetland P11--Continued.

Other invertebrates [Density is organisms per liter]										
Month	Day	Transect	Ostracoda sp.	Amphipoda <i>Hyalella</i> <i>azteca</i>	Odonata Zygoptera sp.	Hemiptera Notonectidae sp.	Coleoptera Dytiscid sp.	Diptera Chironomidae sp.		
5	15	A	*	*	*	*	*	*		
5	15	C	1	*	1	*	*	*		
5	15	E	3	1	*	*	1	*		
6	20	A	*	*	*	*	*	*		
6	20	C	*	<1	*	*	*	*		
6	20	E	*	*	*	32	*	*		
7	10	A	*	2	*	*	*	4		
7	10	C	<1	<1	*	*	*	*		
7	10	E	*	*	*	*	*	*		

Copepoda and Cladocera [Density is organisms per liter]										
Month	Day	Transect	<i>Diaacyclops</i> <i>biscuspidatus</i> <i>thomasi</i>	Cyclopoid copepoids	Copepod naupli	<i>Diaptomus</i> <i>sicilis</i>	<i>Daphnia</i> <i>similis</i>	<i>Ceriodaphnia</i> <i>quadrangula</i>	<i>Chydorus</i> sp.	<i>Moina</i> <i>macrocalps?</i>
8	16	A	*	33	99	883	66	39	*	*
8	16	C	*	39	11	3	59	15	*	*
8	16	E	*	2	14	31	114	*	*	*
9	20	A	*	18	*	175	126	*	*	*
9	20	C	*	15	31	65	84	3	*	*
9	20	E	*	15	15	838	69	*	*	*
10	15	A	*	191	9	71	*	*	*	*
10	15	C	*	*	3	288	42	*	*	*
10	15	E	*	3	*	24	63	7	*	*

Table 8. Invertebrate species and species density in the water column of Wetland P11--Continued.

			Rotifera					
			[Density is organisms per liter]					
Month	Day	Transect	<i>Keratella quadrata</i>	<i>Syncheata</i> sp.	<i>Notholca</i> sp.			
8	16	A	425	13	*			
8	16	C	*	*	*			
8	16	E	40	17	*			
9	20	A	33	*	*			
9	20	C	25	*	*			
9	20	E	116	*	*			
10	15	A	14	*	*			
10	15	C	3	*	*			
10	15	E	10	*	*			
			Other invertebrates					
			[Density is organisms per liter]					
Month	Day	Transect	Ostracoda sp.	Amphipoda <i>Hyalella azteca</i>	Odonata Zygoptera sp.	Hemiptera Notonectidae sp.	Coleoptera Dytiscid sp.	Diptera Chironomidae sp.
8	16	A	*	*	*	*	*	*
8	16	C	3	*	*	*	*	*
8	16	E	*	*	*	*	*	*
9	20	A	*	*	*	*	*	*
9	20	C	*	*	*	*	*	*
9	20	E	*	*	*	*	*	*
10	15	A	*	*	*	*	*	*
10	15	C	*	*	*	*	*	*
10	15	E	*	*	*	*	*	*

1 Organisms not present in sample

2 Organisms present in sample but density less than one organism per liter

Table 9. Invertebrate species and species density in the water column of Wetland T3.

		Copepoda and Cladocera										
		[Density in organisms per liter]										
Month	Day	Transect	<i>Diacyclops</i> <i>biscuspidatus</i> <i>thomasi</i>	Copepod naupli	Copepod <i>Harpacticoid</i> <i>Daphnia</i> <i>pulex</i>	Immature <i>Daphnia</i> <i>vetulus</i>	<i>Simocephalus</i> <i>quadrangula</i>	<i>Ceriodaphnia</i> <i>quiritus</i>	<i>Scapholeberis</i> <i>quiritus</i>	<i>Chydorus</i> <i>sp.</i>		
5	15	A	109	439	1 *	78	*	*	*	*	*	*
5	15	C	216	257	*	61	*	*	*	*	*	*
5	15	E	240	585	*	54	*	*	*	*	*	*
6	20	A	104	708	*	92	*	2	16	9	7	7
6	20	C	55	627	*	213	*	6	34	103	*	*
6	20	E	29	773	*	271	*	*	17	*	*	5
7	9	A	47	237	*	*	11	11	9	*	*	*
7	9	C	217	147	*	*	*	4	51	74	4	4
7	9	E	234	1221	*	2	*	2	14	11	4	4

		Rotifera											
		[Density in organisms per liter]											
Month	Day	Transect	<i>Keratella</i> <i>serrifata</i>	<i>Polyarthra</i> <i>sp.</i>	<i>Lecane</i> <i>sp.</i>	<i>Euchlanis</i> <i>sp.</i>	<i>Platylas</i> <i>sp.</i>	<i>Monostyla</i> <i>sp.</i>	<i>Conochilus</i> <i>sp.</i>	<i>Accomorpha</i> <i>sp.</i>	<i>Asplanchna</i> <i>sp.</i>		
5	15	A	*	*	*	7	*	*	7	23	*	*	
5	15	C	*	*	*	*	*	4	*	*	*	*	
5	15	E	*	*	*	*	*	*	*	*	*	*	
6	20	A	5	*	8	7	4	4	*	*	*	*	
6	20	C	*	*	20	6	*	13	*	*	*	*	
6	20	E	*	2	11	2	*	2	*	*	*	*	
7	9	A	*	*	2	6	22	9	*	*	*	*	
7	9	C	*	*	24	3	22	7	*	*	1	1	
7	9	E	*	2	14	*	9	9	*	2	2	2	



Table 9. Invertebrate species and species density in the water column of Wetland T3--Continued.

Month	Day	Transect	Other invertebrates [Density in organisms per liter]					
			Eubranchiopoda Anostraca sp.	Ostracoda sp.	Hydracarina sp.	Diptera Chironomidae sp.	Diptera Chaoborus sp.	
5	15	A	*	15	*	*	*	
5	15	C	*	40	*	*	*	
5	15	E	3	36	*	*	*	
6	20	A	*	2	*	*	*	
6	20	C	*	*	*	*	*	
6	20	E	*	2	*	*	*	
7	9	A	*	24	2	*	2	
7	9	C	*	44	*	*	*	
7	9	E	*	11	*	2	*	

1 Organisms not present in sample

Table 10. Invertebrate species and species density in the water column of Wetland T8.

Copepoda and Cladocera												
[Density in organisms per liter]												
Month	Day	Transect	<i>Diaicyclops</i> <i>biscuspidatus</i> <i>thomasi</i>	Copepod naupli	<i>Canthocamptus</i> <i>sp.</i>	<i>Daphnia</i> <i>pulex</i>	<i>Simocephalus</i> <i>vetulus</i>	<i>Ceriodaphnia</i> <i>reticulata</i>	<i>Alona</i> <i>guttata</i>	<i>Scapholeberis</i> <i>quiritus</i>		
5	15	A	122	859	26	43	17	*	*	*		
5	15	C	125	251	1 *	6	*	*	*	*		
5	15	E	89	219	97	32	8	*	*	*		
6	20	A	329	1343	*	26	26	1534	130	*		
6	20	C	304	1079	*	*	14	246	173	*		
6	20	E	357	1438	*	*	22	218	160	*		
7	9	A	92	307	*	*	6	88	92	*		
7	9	C	127	784	*	*	8	639	30	39		
7	9	E	99	664	*	*	*	21	23	17		

Rotifera												
[Density in organisms per liter]												
Month	Day	Transect	<i>Keratella</i> <i>serrulata</i>	<i>Polyarthra</i> <i>sp.</i>	<i>Lecane</i> <i>sp.</i>	<i>Euchlanis</i> <i>sp.</i>	<i>Platyias</i> <i>sp.</i>	<i>Monosyla</i> <i>sp.</i>	<i>Conochilus</i> <i>sp.</i>			
5	15	A	*	8	*	8	17	*	*	*		
5	15	C	*	6	13	13	*	*	*	*		
5	15	E	*	8	8	16	*	*	*	*		
6	20	A	121	147	*	*	17	*	*	*		
6	20	C	43	94	*	*	*	*	*	*		
6	20	E	80	91	*	*	*	*	*	*		
7	9	A	58	10	3	3	3	10	3	*		
7	9	C	83	26	*	*	61	17	8	8		
7	9	E	45	83	*	*	3	2	*	*		

Table 10. Invertebrate species density in the water column of Wetland T8--Continued.

Month	Day	Transect	Other invertebrates [Density in organisms per liter]							
			Eubranchiopoda Anostraca sp.	Ostracoda sp.	Hydracarina sp.	Hemiptera Corixidae sp.	Coleoptera Dytiscid sp.	Diptera Chironomidae sp.		
5	15	A	*	26	*	*	*	8	8	
5	15	C	*	*	*	*	*	*	13	
5	15	E	8	*	*	*	*	*	16	
6	20	A	*	*	9	*	*	*	*	
6	20	C	*	*	*	*	*	*	*	
6	20	E	*	*	*	11	*	11	*	
7	9	A	*	*	*	*	*	*	*	
7	9	C	*	22	*	*	*	*	*	
7	9	E	*	2	*	*	*	*	*	

1 Organisms not present in sample