

# NATURELINK

NEWSLETTER OF THE CRANBOURNE FRIENDS ROYAL BOTANIC GARDENS VICTORIA INC.

VOLUME 28 : 4 | SUMMER 2021



*New Far North Queensland (FNQ) Cloud Forest garden under development, within the Gondwana Garden. Photo: RBGV  
Find out more on page 6.*



**Tea-tree fungus  
talk**  
**- Page 4**

**Another famous  
plant quiz**  
**- Page 5**

**Conservation  
Collections**  
**- Page 6**

**Honorary Life  
Members**  
**- Page 8**

Cranbourne Friends Royal Botanic Gardens Victoria, Inc. 1000 Ballarto Road, Cranbourne Victoria 3977  
Inc no. A0025281B, ABN 43 551 008 609 Web address: [www.rbgfriendscranbourne.org.au](http://www.rbgfriendscranbourne.org.au)  
If print version, this magazine is printed on recycled paper

VOLUME 28 | 4  
SUMMER 2021



# Walk and Gawk in Cranbourne Gardens with John Arnott

Overview of the Australian Garden. What has been happening in the Gardens over the last 12 months?

In July 2021 a group of Cranbourne Friends were lucky enough to undertake a 'Walk and Gawk' tour of major sections of the Australian Garden.

The Garden is moving into a new phase as the trees planted originally are now 15 years old and are large enough to support a Living Collections plan, where understory plants collected from the associated bushland areas are planted around trees. The idea is to concentrate on the preservation of endangered species from wild areas, rather than choosing plants for the Garden solely on their appearance. Taylor, Cullity Lethlean (TCL) and Paul Thomson, the designers of the Australian Garden, have been engaged to provide input into plans for areas of the Garden that need refreshment.

Come and join this 2022 Walk and Gawk led by John Arnott, Horticulture Manager at Cranbourne RBGV and discover the many projects that have occurred in the last 18 months, are happening now or will occur in the near future in the Cranbourne Gardens.

John will take us initially for a tour of the recently commissioned water treatment plant before heading into the Australian Garden.

Participants may wish to have lunch in the Boon Wurrung Café at the end of the event to catch up with old and new members.



Photos above: Birgit Hain, Visitors Centre, 2021.



2021 Walk and Gawk.  
Photo: Judith Cooke



Water filtering plant, Cranbourne.  
Photo: Marjanne Rook

## EVENTS

### Walk and Gawk with John Arnott

Date: Tuesday 8th March 2022

Time: 9:30am for 10.00am

Where: Cranbourne Gardens

Cost:  
\$20 Member  
\$25 Non-Members  
\$10 Students

Bookings essential via TidyHQ at [cranbournefriends.tidyhq.com/public/schedule/events](https://cranbournefriends.tidyhq.com/public/schedule/events)

OR via booking form

## How to book into an event via TidyHQ.

Go to: [cranbournefriends.tidyhq.com/public/schedule/events](https://cranbournefriends.tidyhq.com/public/schedule/events)

- Select the event you want, decide the tickets required, and click on Get tickets.
- If you are buying a 'Members' ticket, you may be asked to Log in, before you purchase the ticket.
- If you have not used TidyHQ before, when you try to log in, you will be asked to Activate your account, by confirming your email and setting a password.
- Once you can log in to TidyHQ go back to the Events page and continue purchasing tickets.
- If you get lost, go to "Events" tab in middle top of Tidy HQ homepage: [cranbournefriends.tidyhq.com](https://cranbournefriends.tidyhq.com) (then choose the relevant event).
- After booking with your credit card, you will receive two emails - "tickets" and a receipt.

We acknowledge the Traditional Custodians of the land on which we work and learn, the peoples of the Kulin (Koolin) Nation, and pay our respects to their Elders past, present and future.

# Cranbourne Friends Events Calendar | 2022

## Place the dates in your diaries now

# CALENDAR

NB: This calendar may be subject to change. All events may be affected by COVID restrictions. Zoom/Open House events are for Friends members only.

## JANUARY

**15-22 January 2022**  
Mt Hotham Discovery Tour

## FEBRUARY

**Thursday 10 February**  
Open House or Zoom Talk

**Sunday 20 February**  
Talk: Conservation research for Tea-tree Fingers (Sapphire McMullan-Fisher)

**Sunday 27 February**  
Celebration of Warren Worboys' 50 years with RBGV

## MARCH

**Tuesday 8 March**  
Cranbourne Gardens: Walk and Gawk with John Arnott

**Thursday 10 March**  
Open House or Zoom Talk

**Sat/Sun 19 - 20 March**  
Growing Friends Plant Sale

## APRIL

**Sunday 3 April**  
Talk: Where have the wetlands gone? (Gary Presland)

**Sunday 10 April (to be confirmed)**  
Launch of Cranbourne Friends history

**Thursday 14 April**  
Open House or Zoom Talk

**Thursday 21 April**  
Cranbourne Gardens: Heritage walk

## MAY

**Sunday 1 May (to be confirmed)**  
Friends Annual Lunch

**Thursday 12 May**  
Open House or Zoom Talk

**Saturday 22 May**  
Full day workshop - propagation of cuttings, seeds, and grafting

## JUNE

**Sunday 5 June**  
Fungi Foray (Tom May)

**Thursday 9 June**  
Open House or Zoom Talk

**Sunday 19 June**  
Talk: Superb Lyrebird (Alex Maisey)

## Recognising long-serving staff

A very special Open House event is planned to celebrate Warren Worboys' 50 years of work at the RBGV. Warren is well known and popular with many of the Friends, so this is your opportunity to reminisce, hear a story or two and to share a laugh over morning tea. Mark the morning of Sunday 27th February 2022 in your diary and stay tuned for more details.

A special presentation will be made to Warren in recognition of how his efforts and support have been and are appreciated by the Friends.



## Celebration of Warren Worboys' 50 years

Date: Sunday 27th February 2022  
Time: 10:30am  
Where: Garden Auditorium

Cost: Free

Bookings essential via TidyHQ at [cranbournefriends.tidyhq.com/public/schedule/events](https://cranbournefriends.tidyhq.com/public/schedule/events)

OR via booking form

# Conservation research for Tea-tree Fingers, with Dr Sapphire McMullan-Fisher

Join us for a fascinating tour of the world of fungi, when our Friends weekend Events program starts for the year with this Sunday morning talk on the enigmatic Tea-tree Fingers (*Hypocreopsis amplexans*), with Dr Sapphire McMullan-Fisher. Morning tea at 10am will precede the talk, at the Auditorium at 10.30 on Sunday 20 February.



Tea-tree Fingers fungus, Photo: M. Amor

Tea-tree Fingers is an enigmatic fungus that is among the most threatened fungi in Australia. It is found in Victoria in Tea-tree thickets, woodlands and heathlands in coastal Gippsland, French Island and the Yarra Valley. This presentation will describe this unusual fungus, its ecology and what we have learned about its populations and the threats to this species survival.

Sapphire McMullan-Fisher is hoping to obtain a grant from MYCOmmunity [<https://myco.org.au/>] under the auspices of the RBGV to continue this research in the field. Under the grant, volunteers would be trained in the field of fungi and then teamed up with mycological volunteers to lead public surveys during the fungi season next year. Meanwhile, because this is Victoria's only listed threatened fungus, the research team is attempting to create a captive population. 'We need to create backup populations of this important fungus so that if a site burns or there is another disturbance, then we have a population to use to repopulate that site in the future if needed.'

Photo of Dr McMullan-Fisher, by Kylie McGennish

## EVENTS



### Tea-tree Fingers

Sunday 20 February  
2022, Auditorium  
10am for 10.30am

\$20 Member  
\$25 Non-Members  
\$10 Students

Bookings essential  
via TidyHQ at  
[cranbournefriends.tidyhq.com/public/schedule/events](https://tidyhq.com/public/schedule/events/cranbournefriends)  
OR via booking form

## Seeing the Invisible (An RBGV activity)

*Seeing the Invisible* is a free international exhibition of contemporary artworks created with augmented reality (AR) technology. This exciting and ambitious exhibition is presented for one year at 12 botanic gardens in six countries simultaneously, with Melbourne and Cranbourne Gardens as the exclusive Australian locations.

Addressing nature and the environment, and exploring the connections between art, technology and nature, the exhibition features 13 immersive virtual works by established and emerging artists including Ai Weiwei, Refik Anadol, Sarah Meyohas, El Anatsui, Mohammed Kazem, Sigalit Landau, Timur Si-Qin and Australia's Mel O'Callaghan.

The exhibition is accessible via smartphone and tablet through the *Seeing the Invisible* app (available in the App Store and Google Play) and is best experienced with headphones. Before you leave home it may be best to download the app as it is large (2GB) and there is no public Wi-Fi at Cranbourne Gardens. The app may not work on older smartphones or tablets.

On the RBGV website there is complete information including FAQs to help you prepare to undertake this ambitious new activity at Cranbourne Gardens:

<https://www.rbg.vic.gov.au/cranbourne-gardens/what-s-on-cranbourne/seeing-the-invisible/>

### Need some help?

If you require technical or mobility assistance, please visit the Visitor Centre or call Visitor Experience staff on (03) 5990 2261.



Image credit: Ai Weiwei, *Gilded Cage (AR)*, 2021



Photos courtesy RBGV and the artist



## Friend Quiz 6 | Charles Young

Spring has been a singularly special season! And monotypic genera are singularly special too, in the sense that they contain only one species! This quiz is drawn from just eight of Australia's many monotypic genera. Good luck with your sleuthing! See answers on page 16.



1. *Megahertzia amplexicaulis* sounds more like an electronics component than a tropical Queensland tree in the Proteaceae family! What is the origin of the unusual generic name of this plant?



2. This is *Kingia australis*. Where is it found and which two men, father and son, does the generic name honour?



3. This Western Australian plant is named after one of Australia's pioneering botanists, a Scotsman. It looks like a blue pincushion, doesn't it? What is the scientific name of the plant and why the unusual spelling of the generic name?

4. This plant, *Chorilaena quercifolia*, goes by the common name of Karri oak (its flower colours range from white/green through to red). Where does it get its names?



5. This is the elegant flower of *Isophysis tasmanica*. Where is the plant found and what is distinctive about its flower compared to other members of the *Iridaceae* (Iris) family?



6. Sand cress, a small herb in the *Brassicaceae* or mustard family, is widely distributed in SE Australia. Its scientific name alludes to the thick pedicel on the fruit and the plant's resemblance to cardamine. What is its scientific name and who first collected it?



7. This delightful but very prickly heathland plant from northern NSW and SE Queensland was named after clergyman, schoolmaster and botanist William Woolls. Its common name is snow wreath. What is the plant's scientific name?



8. This insectivorous plant is found in the Albany region of WA. The pitcher is a modified leaf that attracts, traps and digests insects. What are the common and scientific names of the plant and what does the latter allude to?



Check your answers on page 16.

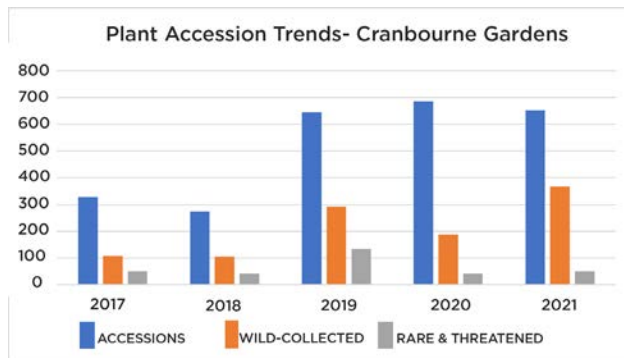
Photos by Charles Young except #1 from Garry Sankowsky (rainforestmagic.com.au); #5-8 from Wikipedia via creativecommons.org (cropped and numbered).



**Conservation Collections**

For several years the Cranbourne Gardens nursery has been propagating and producing many hundreds of wild-collected rare and threatened plants for a range of conservation horticulture projects such as Care for the Rare, Victorian Bushfire Recovery project, Raising Rarity, the Far North Queensland (FNQ) Cloud Forest Garden (a new addition to the Gondwana Garden), as well as expanding our proportion of wild collected plants within Australian Garden precincts. All these initiatives are examples of the important role botanic gardens play in plant conservation, whether through 'rescue and release' programs, where at risk material from bushfire-impacted regions is collected, propagated and returned to the wild, or through the development of *ex situ* collections in our gardens.

The graph below illustrates just how productive the horticulture team has been over the past 5 years in terms of overall numbers of plants produced on site and the percentage of these that have been collected from the wild.



The 'FNQ Cloud Forest of Cranbourne' is a wonderful example of collecting, conservation horticulture and collaborations. FNQ's high mountain peaks hold ancient rainforests that are a living record of our country's lush Gondwanan origins. The wettest part of Australia, these environments' lack of

fire adaptation poses an extreme risk in a warming climate. Botanic institutions across Australia have come together to collect, conserve and tell the stories of these plants as a backstop to extinction under the broad banner of the TroMPS (Tropical Mountain Plant Science Project). The aim of this project is establishing multi-site *ex situ* holdings of targeted FNQ at-risk species 'backed up' across seed banks and living collections across Australia. The Australian National Botanic Gardens and RBGV Cranbourne Gardens were tasked with undertaking vegetative propagation with the aim of establishing the *ex-situ* holdings of these unique species. 175 taxa and over 2000 individual plants were propagated and produced at the Cranbourne Gardens nursery, the product of four field trips and countless hours of nurturing and care.

While updating the Gondwana Garden Curatorial Management Plan, two key themes emerged: a plant-led story of Australia's floral evolution, and to establish conservation collections of Australia's different rainforests. This provided an opportunity to locate this unique plant collection through the establishment of a 'Cloud Forest' garden. A large garden bed within the Gondwana Garden with a secondary pathway was identified as the ideal place to provide an intimate experience with the flora. The



FNQ Cloud Forest garden under development, within the Gondwana Garden. Photo: RBGV



design takes people on a ‘metaphorical journey’ from the rainforests of tropical lowlands to a high mountain peak, turning a humble hill into a ‘mountain’ with associated plantings. Large basalt columns frame the location for the mountain top flora such as *Rhododendron lochiaie*, *Dracophyllum sayeri* and *Tasmannia* sp. Mt Bellenden Ker. Landscaping works were undertaken in-house and planting is just about complete.

The Care for the Rare pilot project, generously funded by the Helen Macpherson Smith Trust, is reaching its conclusion with conservation collections successfully established at the six participating gardens: Australian Botanic Gardens Shepparton, Ballarat Botanical Gardens, Colac Botanic Garden, Dandenong Ranges Botanic Garden, Sale Botanic Gardens and Wilson Botanic Park Berwick.

One of the strengths of the program is how readily identifiable the purpose of the project is to the general community. Care for the Rare has established itself as a very strong ‘brand’ probably in large part because the name says it all. The program has resonated with the sector and is widely recognised as a successful model, with BGANZ Queensland seeking our input into a collections management workshop exploring the application of Care for the Rare for their network of botanic gardens.

Currently three other botanic gardens in Victoria - Grampians Endemic Garden, Williamstown Botanic Gardens and Melton Botanic Garden - are independently developing rare and threatened collections of their local flora and deferring to ‘Care for the Rare’ as the context for their holdings. This again shows the potential of Care for the Rare to be something branding the role of conservation in botanic gardens beyond the six pilot gardens.

A recent *Gardening Australia* episode exploring RBGV’s role in species recovery post bushfire was titled ‘Care for the Rare’ and Manager Horticulture John Arnott had the opportunity to refer the work of the RBGV in conservation horticulture to a national audience. The viewing audience for that week’s show was estimated at over one million viewers. Well worth checking out on iView.

### **Magnificent milestones and teary departures**

November 2021 marks the 50th year of employment with RBGV for our Curator of Horticulture Warren Worboys. I think you will agree, a most significant milestone! Warren commenced his career with the Gardens in 1971 and fulfilled a number of roles at the Melbourne Gardens, including a stint at Government House (which was managed by RBG at the time). Warren commenced at the Cranbourne ‘Annexe’ in 1988 and has been pivotal in the transformation of the site to internationally renowned botanic garden.

Another of Cranbourne Garden’s amazing contributors, Jill Burness, has decided to focus on her home garden, as she retires from her role of Landscape Planner. Commencing in February 1995, Jill has played a key role in so much of what we now enjoy as Royal Botanic Gardens Cranbourne, guiding the planning and implementation of the depot establishment, the Australian Garden stages 1 and 2, Visitor Centre, Woodland Picnic Area, Cranbourne Gardens Master Plan as well as coordinating our input into shaping development on the other side of the fence including the Botanic Ridge Precinct Structure Plan and responses to various planning applications. Jill will leave behind an enormous legacy, and be a greatly missed and much-loved member of the team and mentor to many.



*Rhododendron lochiaie*, an icon of FNQ forest. Photo: Warren Worboys



Above, Nursery staff (L-R) Mandy Thomson and Maja Zweck with Care for the Rare plants ready for dispatch. Below, local Friends group planting Care for the Rare plants at Sale Botanic Gardens, 2021. Photos: RBGV



# Honorary Life Member presentations 2021

**Helen Kennedy** - by Indra Kurzeme, Past President of the Friends

Helen Kennedy has been a member of the Cranbourne Friends since 2004. In October 2011, she not only joined the Committee but immediately became the Secretary. Helen has worked closely with five Presidents and an equal number of iterations (if not more) of the Committee.

Margaret Clarke, who became President at the same time as Helen joined the Committee, remembers meeting Helen as part of the first intake of Garden Ambassadors for the opening of the first stage of the Australian Garden. Both Margaret and Helen were terribly keen and they were both terrified that they wouldn't be selected. Margaret remembers Helen as a terrific person who was very excited to become a Master Gardener (as they were called then). Margaret recalls, 'Helen has always been a very easy colleague to work with'.

'Her organising ability knows no bounds', is how Richard Clarke, Past President and current Treasurer describes Helen. 'Helen's experience ensured that the minutes were up-to-date and very detailed. She was a terrific support and still is'. Richard remembers her working very hard in a strong supporting role across administration, organisation and communication. Helen had full command in the secretarial role, developing and delivering annual reports, grant applications, acquittal reports and Annual General Meeting papers. Helen has the natural talent to ensure the detail was all properly structured. Helen is also very efficient and humble.

Immediate Past President, Roger Watts described Helen as, 'My mentor. Her enthusiasm, professionalism and optimism was wonderful - she can always see the good in people. She knew the organisation and was always very balanced in her approach. She always had all the records at her fingertips - she was enormously dedicated'.

As a very active volunteer, Helen has also worked with both models of the Open Gardens scheme, which is evidence of her dedication to gardens and most importantly, Australian native gardens. Both Helen and her husband Max have a shared obsession with Australian native plants and have built a stunning house and garden that beautifully reflects this love. Both have also been keen participants in Friends Activities.

This award is so very well deserved. I was lucky enough to work with Helen for a number of years on the Committee, and in discussion with Margaret, Richard and Roger we all agreed that she has been the glue that has held the Committee together. I particularly valued her honesty and her can-do attitude. She was always prepared, organised and engaged in whatever topic we were debating at meetings. Helen is also extremely kind and concerned that every attempt was made to ensure harmony was restored when members of the committee had differences of opinion.

After ten years as Secretary, I understand Helen may step down from the role however will continue to maintain close contact with the Committee and assist wherever she can. For that we should all breathe a sigh of relief. We couldn't have done it without you Helen! Thank you so much and congratulations on receiving an *Honorary Life Membership of Cranbourne Friends*.



Helen Kennedy on the Welcome table at the launch of *Banksia Lady*, 2013.  
Photo: Alex Smart





# Honorary Life Member presentations 2021

**Richard Clarke** - by Roger Watts, Past President of the Friends

Richard Clarke has given more than a decade of outstanding service to the Cranbourne Friends, joining the Committee in 2010, when his wife Margaret was President.

During the six years that followed we saw some of the most significant developments in the group's recent history, and Richard played a major supporting role through them all. The establishment of both the Elliot Centre and the Growing Friends' Nursery stand out as two of the most outstanding achievements of this period.

In 2012 Richard became President of the Friends' Committee, a position he held for the next three years, and in her forthcoming history of the Cranbourne Friends, *Of Friends and Gardens*, author Carolyn Landon writes that he 'worked closely with Chris Russell and Tim Entwisle in progressing the Cranbourne Gardens Master Plan, assisting in integrating Gardens and Friends Activities, and facilitating the leasing of the Garden Explorer,' which is now such a prominent and welcome feature of the gardens.

I worked with Richard on the Committee from 2018 onwards, and experienced at first hand the quality of what he brings to the Friends. Over a number of shared drives to and from evening meetings when they were held in the Elliot Centre I learned something of his past life in merchant shipping, including his incredible role in refitting and bringing the Abel Tasman to Australia. Like so many of the Cranbourne volunteers, he has brought an outstanding skill set for the benefit of the Friends and Gardens.

Richard is a busy volunteer in all aspects of the group's activities. For example, he is a regular on the cash register at Growing Friends' plant sales, is a vital member of the team which organises the Annual Friends' Luncheon, and is a long-time member of the Events Committee.

In our Committee meetings Richard has a way of listening thoughtfully before offering words that really counted. He is always keen to bring out the best in others in a highly complimentary and constructive way. Then he applies his own unique experience to improving what has been suggested, using his detailed knowledge of the organisation that few others possess. Who else would know about the latest changes to the RBGV Constitution or ensure that we are meeting all the legal requirements of our financial operations?

As well, Richard has always pursued ways to modernise how the Friends do business. There is a saying that you cannot teach an old dog new tricks, well Richard is someone who disproves that. In 2020 he became Treasurer - a huge task for anyone taking over from the steady hands of Karen Russell. Not only did Richard master her system, he taught himself Reckon software, and improved on it by integrating that program with new management software Tidy HQ, and trialling the use of both programs to better facilitate Events Bookings. The system that operates now is flexible, economical and efficient, providing instant, accessible reports to the Committee for accountability and planning.

Thank you, Richard, for your invaluable and continuing contribution to the Cranbourne Friends. We are lucky to have you. And most of all, congratulations on being awarded this Honorary Life Membership which is so well deserved.



Richard Clarke receiving an Environmental Friends Network Award, in 2018. Photo: Rosemary Miller





Dear members

As life takes on a less restricted feel, welcome back to being able to visit all the places where nature feeds our souls.

We have been so fortunate to have our home gardens, courtyards, balconies and local special spaces where we could take respite from the ever-present dark cloud of Covid. Now we can travel afield and join the wider world, perhaps cautiously or with abandon. Enjoy the change.



Warm wishes for a joyous Christmas season.  
*Blandfordia grandiflora* (Christmas bells).  
Photo: Charles Young

Thank you to all those who joined us on zoom for the AGM. More than 50 of you had the pleasure of hearing our speaker Liz Fazio, Chair of Open Gardens Victoria. She was most giving of her time and long experience guiding this volunteer organisation. We were also treated to many images of fine gardens which have been part of this great program for the garden lovers of Victoria. It was interesting to see how they have developed their range of offerings to include extensive use of social media, online walks and talks and workshops.

In due course, Liz's presentation along with other segments of the AGM will be available to you through the Member resources page of the Cranbourne Friends website.

We farewelled and thanked Helen Kennedy for being our secretary over many years. She will remain on the committee contributing her knowledge, experience and mentoring to us. Jenny Potten has stepped into this role and brings her skills to support the Friends. She will continue to get her hands dirty with the Growing Friends too.

Our previous past president Roger Watts has retired from the committee after many years of committed service to the Friends. Roger grasped the reins and brought great ideas and enthusiasm to the role. He set about managing the array of personalities and enthusiasms of knowledgeable volunteers and recruited and supported the committee to all give of their best. Many new ideas were hatched and amongst their fruition is the implementation of our streamlined administrative platform. He remains an active member of the Growing Friends and the Garden Ambassadors and is quietly available in the wings for wise counsel.

We awarded Honorary Life Memberships to Helen Kennedy and to Richard Clarke. You can read the tributes to them in this edition of *Naturelink* - Indra and Roger's speeches captured their long service and many achievements so well. Helen and Richard are true volunteers who give unstintingly and are ever gracious, diplomatic and knowledgeable.

I reported on many achievements of the last disruptive year but want to focus here on what lies ahead for 2022. We are all so hopeful that we will be able to gather and share many great events and activities. Our events team has been hard at work rescheduling and planning new offerings and will keep you up to date elsewhere in this *Naturelink* and with *Quicklink* into the new year.

The return of Plant sales is already being prepared for by the Growing Friends; their fledgling plants are now being tended by small numbers of the group after another long period where the Gardens' staff fortuitously stepped into caring for them.



## President's report *continued*

*Of Friends and Gardens* is about to go to print, so we are currently planning the book launch and celebration of 30 years of the Cranbourne Friends. You will be invited!

Our Gardens are abuzz with project activities and the *Seeing the Invisible* exhibition, and we can expect opportunities to showcase the efforts of the Friends to the many visitors that will be drawn to see the improvements and this international art installation. We will also have opportunities to support the gardens later in the year as they host the *7th BGCI Congress* and the *17th Australasian Botanic Guides Conference*

We hope 2022 will be a year of restoring equilibrium and exploring new ways to attract members and broaden our exposure and appeal.

We will continue to support the RBGV vision and mission, to understand, appreciate and protect plants through our involvement, advocacy and financial contributions. Stay tuned! - Erin

## Growing Friends | Marjanne Rook

**We are back!**

Once again, the Growing Friends are back after an absence of some months. Our nursery is now open to Cranbourne Friends members - it will be wonderful to have people visit us to look over and purchase our plants. A plant sale is planned for this Autumn, 19 and 20 March 2022, in the Gardens, with a wonderful selection of plants, including Plants for Wildlife. You will, of course, be kept up-to-date with any 'Living with Covid-19' restrictions relevant to the plant sale through the Cranbourne Friends monthly newsletter *Quicklink*. A plant list will be posted on our website [www.rbgfriendscranbourne.org.au](http://www.rbgfriendscranbourne.org.au) as soon as it is ready.

## SPECIAL INTEREST GROUPS

**Contact:**

Marjanne Rook

growingfriends@  
rbgfriendscranbourne.  
org.au

0431 607 796

## Growing Friends - Autumn Plant Sale

Saturday 19 & Sunday 20 March 2022  
10am to 4pm

Australian Garden - Cranbourne - near the kiosk

Come along and select  
from a range of small  
and large plants many of  
which you will find  
in the Australian Garden.

Grasses, climbers, border-plants,  
ground-covers, small &  
large bushes and trees,  
plants for wildlife

Plant list available on website one week before sale.

*Calothamnus quadrifidus*. Photo: Rodger Elliot



## Botanic Illustrators - Kerry Robinson

Despite the COVID-19 lockdown restrictions, the Botanical Illustrators Group of the Cranbourne Friends have been busy working towards a botanical art exhibition at Karwarra Australian Native Botanic Garden, Kalorama in conjunction with the 14th *FJC Rogers Seminar*, to be held in October 2022. Focusing on the Fabulous Faboideae (Fabulous Peas) the FJC Rogers Seminar features a number of speakers. The BI Group is supporting the associated exhibition with botanical artworks around the theme of the seminar. Australian pea flowers can inspire beautiful artwork and images.

Many Australian pea plants flower in Spring, brightening the forest floor with their bright blue, violet, red, orange, golden yellow and dark burgundy flowers held on creeping vines or small bushes. Some members of the Botanic Illustrators have been exploring their local bushland locating, identifying, and illustrating the peas they observe. Others have been industrious in their gardens, growing plants purchased from local native nurseries and the Growing Friends. Now in bloom, these little gems are providing additional inspiration for our artists in their support of the exhibition.

The Botanical Illustrators conducted a Zoom meeting where there was lively, friendly discussion around the artwork and the upcoming exhibition. Ideas for the location of plants, sources of plant lists and references for identifications were exchanged. Art may be a solitary pastime, but everyone benefits from a meeting of minds and general discussion, and this meeting was invaluable with the current restrictions on movement and meeting. A demonstration by each participant, as to the progress of their work, has reinforced and continued the bonhomie that the members of the Botanic Illustrators group of the Cranbourne Friends value so highly.



Kerry Robinson's coloured pencil drawing of *Hardenbergia violaceae*

## Friends in the Gardens - Christine Kenyon

What to write about in a year when we have only been in the Australian Garden a few times in 2021?? Despite COVID restrictions, the group has had 4 enquiries from people wishing to join FIGS. To help out in the Gardens now we all need to be double vaccinated for COVID.



FIGS meet on the 1st Tuesday morning of each month at 9.30 am and help the Gardens Horticulture team until 12.30 pm. We then finish the day with lunch in the café. We are always happy to welcome new members. We will meet on the first Tuesday in December. The Gardens will be picture-book perfect by the end of the morning.

If you are interested in joining the group you can contact Christine Kenyon:  
Email: [figs@rbgfriendscranbourne.org.au](mailto:figs@rbgfriendscranbourne.org.au) Mobile: 0438 345 589

1st Tuesday of the month, 9.30am.

**Contact:**  
Christine Kenyon

[figs@rbgfriendscranbourne.org.au](mailto:figs@rbgfriendscranbourne.org.au)

0438 345 589

Emily Smith and Barrie Gallacher raking clippings from the *Syzygium* hedge, behind the Fig trees.  
Photo: Christine Kenyon



## Open House on Zoom | Helen Morrow

In July, between lock downs, we managed to have Open House in the Elliot Centre with a limited live audience which was also broadcast on Zoom.

In Kate and Peter Walsh's presentation, *Touring Costa Rica*, they joined a small group of Friends on the Costa Rica Tour in November 2019. Costa Rica is in Central America, situated between Nicaragua and Panama, with coast lines on both Pacific and Atlantic Oceans. Frequent volcanic activity results in rich lava and ash soils. Travelling by minibus into rain forests and cloud forests, they saw thousands of different plant species, a sloth with green algae on it, several species of monkeys and of course also many different bird species.

This was an interesting and fascinating talk which showed Kate's interest in Botany and Zoology and Peter's strong interest in History. Thank you to both for coming along to the Friends and sharing your trip.

For September Open House, as we were once again in lockdown, Rodger Elliot kindly presented a Zoom talk *To Prune or not to Prune* from his lounge room, focussing on questions like 'how' and 'why'. Some of Rodger's tips are listed below:

### Why prune?

Pruning removes diseased or crossing branches, and redirects plant growth. It can also keep smaller shrubs bushy and promote new growth. The right plant for the situation is important. It may be just right when planted but be too big in 15 years. Some plants will respond to a hard prune. Plants with a lignotuber can be cut back hard, it is important to check and know the plant.

### When and how should I prune?

Prune after flowering, when frosts are finished. Tip prune shrubs when young, which can be done at any time. It is possible to gradually remove the lower branches of a shrub over a number of years to create the effect of a small tree. Tip pruning is not recommended for trees, especially when they are young, as it can result in deformed trees with multiple leaders.


Before lopping a branch, make an initial cut on the underside of the branch on the trunk side of the lopping position, then undertake a cut on the topside beyond the lower cut to remove the branch, this ensures the bark is not torn from the trunk when the branch falls. A final cut is made close to the trunk but do not cut the branch exactly where it joins the trunk as this can retard the healing of the exposed wood.

### What tools should I use?

Buy good tools, whenever possible. "By-pass" secateurs, for example, are recommended to give a clean cut. Felco secateurs have replacement blades and can also come with a rolling handle useful when doing a lot of pruning. Fiskars secateurs are quality tools and come in a several colours. A small saw with a folding blade, approximately 30cm long, is also useful, as is a lopper for larger branches. Some loppers have a ratchet mechanism for extra strength.



Keep tools clean when using them. For cleaning you can use one part bleach nine parts water or methylated spirits. Keep tools sharp by using an emery or diamond stick such as an 'Eze-Lap Diamond Hone & Stone'.

This and other recorded talks are available to Friends on the Members Resources page, see: <https://rbgfriendscranbourne.org.au/>



Top: Ringed Kingfisher, and Three-toed Sloth, Costa Rica.  
Photos: Prue Wright

Bottom: Rodger Elliot's photos showing us the value of cutting back Kangaroo Paws after flowering



## Illustrated Plant Glossary, by Enid Mayfield Review | Rodger Elliot

Firstly, it must be stressed that this is a book that every person who has an even slight interest in increasing their knowledge about plants should contemplate adding to their library.

Have you ever wondered about the meaning of bryophyte or hastate or indumentum or chimera or even paripinnate? Well, this book covers over 4,000 terms and will put you on the right course with concise clear descriptions that are often accompanied by lovely and simple but very precise illustrations.

Below are paragraphs that appear on the back cover of this marvellous publication. Sometimes such promotional material can somewhat inflate the value of a publication but definitely not this time.

The *Illustrated Plant Glossary* is a comprehensive glossary of over 4000 terms related to plant sciences, featuring many superb colour illustrations to aid understanding. The topics covered in this glossary include anatomy, angiosperms, bryophytes, chemistry, cytology, family specific terms, ferns and fern allies, flowers, fruit, genetics, gymnosperms, habit and growth, habitat and ecology, indumentum, inflorescence, leaves, reproduction, roots, seeds, systematics and more. The *Illustrated Plant Glossary* is a must-have reference for plant scientists, plant science teachers and students, libraries, horticulturalists, ecologists, gardeners and naturalists.

Enid Mayfield, an Honorary Associate of Royal Botanic Gardens Victoria, is a highly respected illustrator and communicator who has contributed to *Flora of Australia*, and *Flora of Victoria* as well as publishing her own excellent *Flora of the Otway Plain and Ranges* in two volumes.


Enid has provided us with this wonderful new publication after working on it for seven years. I have frequently referred to an excellent pocketbook-sized *Cambridge Illustrated Thesaurus of Biology* which has some similarities in presentation to the *Illustrated Plant Glossary* but it falls far, far short in its coverage of the plant kingdom, so this new book is indeed very welcome addition to my library.

I have not counted the number of illustrations but there are many and sometimes they are repeated against different terms because of their relevance; it certainly does not take away from the publication's value.

It would have been valuable for Enid to include a list of references consulted for this publication but, as she says in her introduction, that proved nigh impossible. Perhaps in future printings this could happen.

National Herbarium of Victoria's Neville Walsh, who is well known to many Cranbourne Friends and is a sensational botanist and fantastic person, was the Scientific Editor. Enid has singled out his major contribution. We are so fortunate to have such people like Neville to share his encyclopaedic knowledge.

This excellent publication can be obtained from the Cranbourne Gardens and Melbourne Gardens shops or ordered directly from CSIRO: <https://www.publish.csiro.au/books>



*Illustrated Plant Glossary*,  
by Enid Mayfield.  
CSIRO Publishing,  
Clayton South, Victoria  
Paperback, 321 pages  
(also available as an  
eBook).



Enid Mayfield.  
Photo: Simon Griffiths



## Your Garden Spade | Christine Kenyon

To dig! With what? A spade - that most necessary of garden implements. Have you ever pondered its origins? The first reference for digging the soil I could find was for a 170,000 year old, fire-hardened digging stick from an Italian Neolithic site. So, maybe, digging sticks were used world-wide in pre-agricultural cultures.

Dreamtime stories from across Australia indicate an ancient history for digging or yam sticks:

According to the Wurundjeri *'The Pleiades are a group of young women, the Karat-goruk, about whom there is a legend which recounts that they were digging up ants' eggs with their yam-sticks, at the ends of which they had coals of fire, which Waang, the crow, stole from them by a stratagem.'* *'They were ultimately swept up into the sky, when Bellin-Bellin, the musk-crow, let the whirlwind out of his bag, at the command of Bunjii, and remained there as the Pleiades, still carrying fire on the ends of their yamsticks'.*

From the Tanami Desert region, a Dreaming story describes: *" the journey of a group of women of all ages who travelled east gathering food, collecting Ngalyipi (Tinospora smilacina) or Snake Vine and performing ceremonies as they travelled. The women began their journey at Mina Mina where Karlangu (digging sticks) emerged from the ground. Taking these implements the women travelled east creating Janyinki and other sites. Their journey took them eventually beyond Warlpiri country."*

Archaeological evidence indicates digging for yams (tao) was occurring from approximately 28,000 years ago in New Guinea and Australia (at this time New Guinea and Australia were joined during the last Ice Age). From a South Australian peat quarry came a 10,000 year old fire-hardened digging stick with a whittled point.

In Australia, digging or yam sticks were used by the women to dig for tubers, roots, grubs and burrowing animals such as wombats; they were also used in fighting and in ceremonies. These multi-purpose tools are from 1 - 1.5m long, pointed and fire-hardened at one end and made from hard, durable wood such as *Phebalium squameum* (Satinwood), *Melaleuca* or *Acacia aneura* (Mulga).

Then I found a 1959 description by the anthropologist Aldo Massola, for a wooden shovel used by Australian Aborigines for digging or scooping in the sandy soil. A "pitchi" was a small oval slab of flat wood; or a shallow, spoon-shaped bowl with a short handle. The shovel and yam-stick were probably combined into a tool resembling a European spade - a paddle-like shallow, elongated blade with a sharp cutting edge and a long handle, all made in one piece. These shovels were used across Australia. Major Thomas Mitchell described small wooden shovels: *"The young natives usually carry a small wooden shovel; with one end they dig up different roots, and with the other break into the large anthills for the larvae"*.

Now to Europe, where the spade also has an ancient history! The Old Testament says Adam and Eve were given a spade when they were cast out from The Garden of Eden. Possibly the Archangel Michael was sent down to Earth to show Adam how to use it. Canterbury Cathedral says a 12th century stained-glass panel depicts Adam using an iron-tipped spade.

The concise Oxford Dictionary of Archaeology has that ox scapulae were used in the Neolithic and early Bronze Age to move soil and rocks. The earliest European archaeological evidence for spades comes from the Mesolithic period



Spade, 12th-15th century, found in Southwark in 1998. Held by Museum of London.

From: *The Guardian*. Stained glass panel of Adam using a spade in Canterbury Cathedral was manufactured about 1176.



(12,000 years ago, to the emergence of agriculture, about 4,000 years ago). The UK, Pitt Rivers Museum has an ox scapula shovel dating from 2900 and 2600BC. By the Iron Age, ox scapulae were replaced by wooden spades with an iron 'shoe'. The Museum of London has a wooden one-sided spade from the 12th-15th centuries made from an ash tree with an iron shoe and a walnut handle (pictured on previous page). Heavy iron spades were replaced with lighter, stronger steel spades. The shape of the blade and the length of the handle has changed over time with models devised for specific purposes.

The spade was not just a European tool. Large stone shovels, dating from 2,500 -2,000 years ago, have been unearthed in southern China and Asia. In the early eastern Chinese Hemudu culture (7000-6000 BP) wild water-buffalo scapulae were used to work the margins of wetlands: most likely indicating the emergence of rice-growing. These spades were often polished and decorated. From the Henan province, 2,640- to 2,550-year-old fragments of hollow-handle spade coins (kongshoubu) were unearthed. "The spade coin was an imitation of practical metal spades, but its thin blade and small size indicate that it had no utilitarian function." These are likely to be the first metal coinage and were in circulation until 220 BCE.

References for this article are available from Christine Kenyon ([cekenyon@bigpond.com](mailto:cekenyon@bigpond.com)).

## Answers to Friend Quiz 6 on page 5

Thank you Charles Young for testing our plant and language knowledge again.

A1. The generic name is a pun on Roaring Meg Creek in Far North Qld, where an early collection was made: from Greek *megas* (large...and Meg!) and *hertz*, the term for measuring frequency of sound.

A2. *Kingia australis* is found in southwest WA in heath, woodland and open forest. The genus was named after explorer Capt. Philip Parker King and in memory of his late father, Capt. Philip Gidley King, 3rd Governor of NSW.

A3. This is *Brunonia australis*, blue pincushion, named for Robert Brown. *Brunonia* was derived from Latin *bruneus* (brown) to avoid ambiguity with the genus *Brownea*, which was earlier raised to honour Irish physician and botanist Patrick Browne.

A4. The plant is found in the understory of the Karri forests of southwest WA. Its leaves resemble those of an oak, hence Karri oak and *quercifolia* (*quercus* oak + *folia* a leaf). *Chorilaena* is derived from Greek *chorizo* to divide + *chlaina* cloak, a reference to the outer bracts.

A5. *Isophysis tasmanica* is found in sandy heathland habitats in mountainous Western Tasmania. The ovary is superior (above the tepals) unlike other members of the *Iridaceae* family, which have inferior ovaries.

A6. This is *Pachymitus cardaminoides*, from the Greek *pachy* (thick) + *mitos* (thread) and *cardamine* + *-oides* (like). It was collected by Ferdinand von Mueller near the mouth of the Murray River in 1855.

A7. This is *Woolisia pungens* (L. *pungo* to prick or puncture, for the sharp, pointed leaves).

A8. This the Albany pitcher plant, *Cephalotus follicularis*. The generic name is from the Greek *kephalotos* (headed), alluding to the distinctive heads on the stamens (not shown). The specific epithet is from the Latin *follicularis* (small sack), alluding to the pitcher itself.

### Cranbourne Friends Committee

<b>President:</b> Erin Cosgriff	0419 518 621	<b>Booking Officer:</b> Ros Shepherd	5932 5611 <a href="mailto:bookings@rbgfriendscranbourne.org.au">bookings@rbgfriendscranbourne.org.au</a>
<b>Secretary:</b> Jennifer Potten	0409 436 181	<b>Events Subcommittee:</b> Barbara Jeffrey Ian Chisholm Mick Robertson Alex Smart	Lyn Blackburne Rodger Elliot Ros Shepherd
<b>Vice President:</b> Rosemary Miller	0422 893 745	<b>Naturelink Editor:</b> Rosemary Miller	0422 893 745 <a href="mailto:editor@rbgfriendscranbourne.org.au">editor@rbgfriendscranbourne.org.au</a>
<b>Treasurer:</b> Richard Clarke	0418 148 792	<b>Quicklink Editor:</b> Janette Wilson	0477 711 569
<b>Membership Secretary:</b> Alexandra Stalder	0431 025 733 <a href="mailto:membership@rbgfriendscranbourne.org.au">membership@rbgfriendscranbourne.org.au</a>	<b>Social Media Convenor:</b> Amy Akers	0423 513 281
<b>RBGV Representative:</b> Chris Russell	5990 2200		
<b>General Committee:</b>			
Barbara Jeffrey	0408 564 379		
Helen Kennedy	0419 125 800		
Alexandra Stalder	0431 025 733		
Janette Wilson	0477 711 569		

The General Committee meets on the second Thursday of the month (except January).