






NOTE

DNA barcoding reveals overlooked shark and bony fish species in landing reports of small-scale fisheries from northern Peru

ALAN MARÍN^{1,*}, RENATO GOZZER WUEST², JORGE GRILLO-NUÑEZ², IRINA B. ALVAREZ-JAQUE¹ and JUAN CARLOS RIVEROS³

¹Laboratorio de Genética, Fisiología y Reproducción, Facultad de Ciencias, Universidad Nacional del Santa, Av. Pacífico 508, Chimbote, Perú. ²REDES - Sostenibilidad Pesquera, Calle Porta N° 130, of. 608, 15074 - Lima, Perú. ³OCEANA - Perú, Av. del Ejército 250, of. 302, Lima, Perú. ORCID Alan Marín  <https://orcid.org/0000-0001-7842-133X>, Renato Gozzer Wuest  <https://orcid.org/0000-0002-1156-4552>, Jorge Grillo-Nuñez  <https://orcid.org/0000-0002-7501-6811>, Irina Alvarez-Jaque  <https://orcid.org/0000-0001-5061-6485>, Juan Carlos Riveros  <https://orcid.org/0000-0003-4051-181X>



ABSTRACT. Species-level identification of commercially landed fish provides pivotal information for stock assessment and fishery management. However, there is a common lack of species determination in landing records from small-scale fisheries (SSFs) worldwide. Using DNA barcoding analyses, we detected four overlooked bony fish (yellow snapper, union snook, blackspot wrasse, and steplined drum) and one shark species (the sicklefin smooth-hound) in official landing records of SSFs from northern Peru. Of particular concern is the sicklefin smooth-hound shark *Mustelus lunulatus* that was found to be overlooked and could mistakenly be landed as the hump-back smooth-hound *M. whitneyi*. Increased efforts should be made to improve species identification capacities in Peruvian fishing landings. There is an urgent need to quantify the catch levels of members of the genus *Mustelus* to species level. This would contribute to a better understanding of the levels of exploitation in each particular species and to improved management decisions.

Key words: Smooth-hound, mitochondrial DNA, marine diversity, shark conservation, *Mustelus*.



*Correspondence:
marin@fish.hokudai.ac.jp

Received: 29 September 2021
Accepted: 17 November 2021

ISSN 2683-7595 (print)
ISSN 2683-7951 (online)

<https://ojs.inidep.edu.ar>

Journal of the Instituto Nacional de
Investigación y Desarrollo Pesquero
(INIDEP)



This work is licensed under a Creative
Commons Attribution-
NonCommercial-ShareAlike 4.0
International License

Código de barras de ADN revela tiburón y peces óseos no identificados en las estadísticas de desembarque de las pesquerías artesanales del norte del Perú

RESUMEN. La identificación a nivel de especie de los peces desembarcados comercialmente proporciona información fundamental para la evaluación poblacional y la ordenación pesquera. Sin embargo, es común tener dificultades para determinar la identidad de algunas de las especies de las pesquerías artesanales (SSF) en todo el mundo. Utilizando el análisis de códigos de barras de ADN, se detectaron cuatro especies de peces óseos (pargo amarillo, robalito, doncella y bereche) y una especie de tiburón (tollo) pasados por alto en los registros oficiales de desembarque de SSF del norte de Perú. Particularmente preocupante es la ocurrencia del tolo *Mustelus lunulatus*, que podría estar desembarcándose por error como tolo común *M. whitneyi*. Deben realizarse mayores esfuerzos para mejorar las capacidades de identificación de algunas de las especies de los desembarques pesqueros de Perú. Existe una urgente necesidad de cuantificar los niveles de captura de miembros del género *Mustelus* a nivel de especie. Esto contribuiría a una mejor comprensión de los niveles de explotación de cada especie en particular y a la mejora de las decisiones de gestión.

Palabras clave: Tollo, ADN mitocondrial, diversidad marina, conservación de tiburones, *Mustelus*.

Accurate species identification at landing points is pivotal to assessing exploited stocks' diversity to improve conservation planning and management. Information about catch estimates and species composition allows managers to determine a fishery's status. Small-scale fisheries (SSFs) play a crucial role in producing fishing landing data through fishing logbooks or landing declarations. However, management in various SSFs remains underserved and is characterized by a common lack of species determination in landing records, affecting the accuracy of official fish catch and stock estimates (Morgan and Burgess 2005).

In Peru, estimated total landings of SSF during 2018 were around 1.1 million tons (De la Puente et al. 2020). However, despite its social and economic importance, most Peruvian SSFs have weak management systems (De la Puente et al. 2020; Gozzer-Wuest et al. 2021), limited records and low taxonomic resolution on fisheries landings (Velez-Zuazo et al. 2015; Amorós et al. 2017). Landing data from Peruvian SSFs is gathered by the Instituto del Mar del Perú (IMARPE) through a network of field observers (Guevara-Carrasco and Bertrand 2017). They are tasked with the complex assignment of identifying several aquatic species, including highly similar congeneric species or individuals that have lost their distinctive morphological characteristics due to cellular and biochemical changes associated with postmortem (Ocaño-Higuera et al. 2009). Species identification of shark landings can be even more challenging because they are often landed headless and finless; albeit shark finning has been banned since 2016 (Supreme Decree N° 021-2016 PRODUCE, El Peruano 2016).

The Peruvian sea is home to at least 67 shark species (Cornejo et al. 2015; Kelez et al. 2020), half of which interact with Peruvian SSFs (Gonzalez-Pestana et al. 2016). Currently, six *Mustelus* species occur in Peruvian waters: *M. californicus*, *M. dorsalis*, *M. henlei*, *M. lunulatus*, *M. mento*, and *M. whitneyi* (Cornejo et al.

2015). In Peru, the humpback smooth-hound *M. whitneyi* is listed among the top six most landed shark species (Gonzalez-Pestana et al. 2016), representing the only member of *Mustelus* genus reported to species-level in recent landing records from northern Peru (i.e., the regions of Piura and Tumbes). Landing records from the same regions reported two other *Mustelus* species (*M. mento* and *M. dorsalis*) to species level only during the mid-1990s. On the other hand, the sicklefin smooth-hound *M. lunulatus* has never been reported to species-level in Peruvian landing records, despite being listed as a commercial species by IMARPE in the '90s decade (Elliot-Rodriguez et al. 1996). Furthermore, two independent molecular studies found *M. lunulatus* in retail markets and supermarkets from Lima and Tumbes (Marín et al. 2018; Biffi et al. 2020). *Mustelus* species are traded in domestic markets simply as *tollos* (López de la Lama et al. 2018). They often look similar and display partially overlapping characters within species, making their identification difficult even for experts (Morgan and Burgess 2005; Pérez-Jiménez et al. 2005). Aiming to reveal economically important species that could be overlooked in official landing reports, a DNA barcoding approach for the authentication of fish landings of SSFs from northern Peru was used. The results of genetic identification were contrasted against official landing records from Tumbes and Piura obtained over the past three decades.

A total of 95 fish samples were collected in twelve landing sites from northern Peru, including the regions of Piura ($n = 8$) and Tumbes ($n = 4$) (Figure 1; supplementary material, Table S1) from May to August 2019. Fin clip samples were preserved in ethanol 96% at the moment of landing and stored at $-15\text{ }^{\circ}\text{C}$ until DNA extraction. Genomic DNA was isolated using the phenol-chloroform method (Sambrook and Russell 2001). We used two mitochondrial markers: cytochrome c oxidase subunit I (COI) and the control region (D-Loop); the latter was used only to discriminate

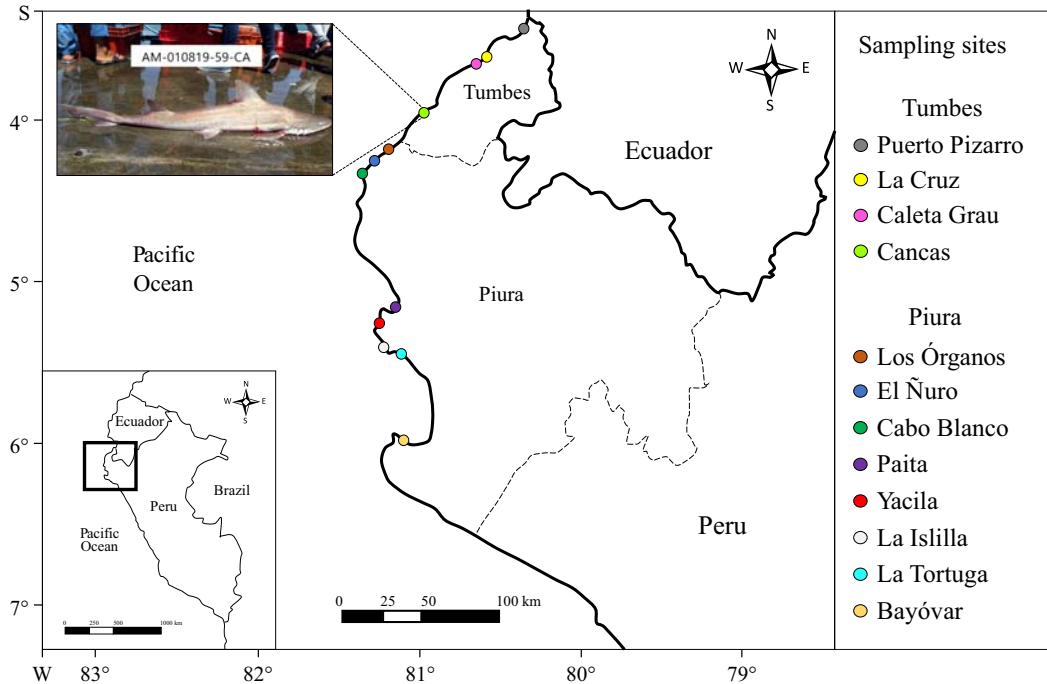


Figure 1. Sampling locations from this study. Fish landing sites from Tumbes region: Puerto Pizarro, La Cruz, Caleta Grau, and Cancas. Fish landing sites from Piura region: Los Órganos, El Ñuro, Cabo Blanco, Paita, Yacila, La Islilla, La Tortuga, and Bayóvar. The inset picture depicts the landing of *Mustelus lunulatus* collected at Cancas fish landing site (Tumbes).

tuna species (Pedrosa-Gerasmio et al. 2012) (primer sequences are shown in supplementary material, Table S2). PCR products were amplified in a local private laboratory using the same conditions described in Marín et al. (2018). PCR products were purified and sequenced at the Macrogen Inc. sequencing facilities in Korea. Sequences were manually edited using MEGA 7 (Kumar et al. 2016). For species identification, both the Identification Engine at the Barcode of Life Data System and the Basic Local Alignment Search Tool (BLAST) at the National Center for Biotechnology Information were used. Species identification obtained by DNA barcoding analyses was compared with the corresponding scientific and common/market names included in the IMARPE reports from Tumbes and Piura landing sites. These reports were issued from 1986 to 1988 (Wosnitza-Mendo et al. 1988), from 1996 to 2000 (Estrella et al. 1998a, 1998b, 1999 and

2000), and from 2010 to 2020 (Sistema de Captación de Información de la Pesca Artesanal del IMARPE) and were kindly provided by IMARPE (IMARPE 2019, 2020, 2021). DNA sequences obtained in this work were submitted to the GenBank database under the accession numbers MN880503 to MN880608.

DNA barcoding results revealed the presence of 40 fish species belonging to 15 families (supplementary material, Table S3). Among these species, five were found to be overlooked in the IMARPE landing reports by location or at least were not explicitly mentioned in the data provided by IMARPE (i.e., some species could be implicitly included in the statistics as aggregated records such as ‘others’ or registered to the genus level only). These five species were *M. lunulatus*, *Centropomus unionensis*, *Decodon melasma*, *Larimus acclivis*, and *Lutjanus argentiventris* (Table 1; supplementary material, Figure S1).

Table 1. List of overlooked species from the SSF in northern Peru as identified through DNA barcoding.

Species match (BOLD/NCBI)	Common name	Family	Label	Sampling site	Sampling date	n	GenBank ID accession
<i>Mustelus lunulatus</i>	Sicklefin smooth-hound	Triakidae	<i>Tollo mama</i>	Cancas, Tumbes	June 25, 2019	2	MN880526
					August 1, 2019		MN880605
<i>Centropomus unionensis</i>	Union snook	Centropomidae	<i>Robalo plateado</i>	Cancas, Tumbes	June 27, 2019	1	MN880528
<i>Decodon melasma</i>	Blackspot wrasse	Labridae	<i>San pedrano</i>	La Islilla, Piura	May 23, 2019	1	MN880543
<i>Lutjanus argentiventris</i>	Yellow snapper	Lutjanidae	<i>Paramo rojo</i>	Cancas, Tumbes	June 25, 2019	2	MN880525
			<i>Paramo muelon</i>		July 30, 2019		MN880602
<i>Larimus acclivis</i>	Steeplined drum	Sciaenidae	<i>Bereche</i>	La Tortuga, Piura	June 11, 2019	1	MN880556

Among the total number of smooth-hound shark samples collected in this study ($n = 8$), six samples (75%) were identified as *M. whitneyi* (100% sequence identity in BOLD). In comparison, two samples (25%) were identified as *M. lunulatus*. (99.7-99.8% sequence identity in BOLD, GenBank access MN880526 and MN880605). The two *M. lunulatus* samples were collected at Cancas landing site (Tumbes, collection date June and August 2019, supplementary material, Figure S1) and mislabeled as *tollo mama* (common name for *M. whitneyi*). Since this species is not reported in statistics, its landings could often be misidentified as *M. whitneyi* at landing points, or just listed in the IMARPE annual statistics landing reports under the category *tollo*. The latter may include different species such as *M. whitneyi*, *M. lunulatus*, *Triakis maculata* and *Schroederichthys chilensis* (Flores-Palomino et al. 1994; Flores 1996; Fernández et al. 2000). Additionally, the Peruvian Ministry of Production, which compiles official statistics, considers *tollo* as one single species despite being a common name for several species, as previously mentioned (PRODUCE, 2020).

A previous study by Marín et al. (2018) reported this species' incidence in a fillet sample bought in a supermarket in Lima (collection date June 2017). Similarly, using the DNA barcode approach, Biffi et al. (2020) identified four *M. lunulatus* samples (two came from retail markets in Tumbes and two from supermarkets in Lima) collected between May and June 2017. Before our study, there were no records of *M. lunulatus* collected from Peruvian landings and authenticated by DNA analysis. Together, these identifications support the hypothesis of regular catches of this species in northern Peru.

Globally, there is a general lack of data reporting on sharks' catch particularly species-specific data, which makes fisheries conservation and management challenging (NOAA 2020). Furthermore, most life history patterns of shark species (including *Mustelus* species) display slow growth, long gestation times, low fecundity, and late sexual maturity (Medina-Morales et al. 2020), which makes them especially vulnerable to exploitation. Therefore, there is an urgent need to quantify catch levels of members of the genus

Mustelus to species level. This would contribute to a better understanding of the exploitation level in each particular species, so as to improve management decisions (Pérez-Jiménez et al. 2016). Misidentifications of other *Mustelus* species, such as *M. whitneyi*, also raise concerns over its catch landing estimates, which may be biased by the landings of *M. dorsalis* and *M. mento* (reported to species level only during the years 1996, 1997, and 1999).

Further studies are needed to determine to what extent Peruvian landings of *M. lunulatus* (or other *Mustelus* species) are misidentified as *M. whitneyi*. Additionally, the IUCN Red List of Threatened Species listed *M. whitneyi* and *M. lunulatus* as critically endangered and least concern, respectively. Inaccurate species identifications may also have an impact on global IUCN listings. In this regard, a molecular survey of *Mustelus* landings could be a good starting point to obtain accurate baseline data. However, more substantial efforts must also be made to find more practical and cheaper species identification solutions. For instance, the possibility of developing field identification techniques based on diagnostic morphometric measurements is required, which should be developed alongside DNA barcoding to obtain more voucher specimens of *Mustelus* species. Additionally, multivariate and machine learning methods successfully applied in Carcharhinidae shark species should also be evaluated, as this approach could be applied to other Chondrichthyan species (Johnson et al. 2017). It is also highly recommended that field observers receive more intense training by recognized experts on identification of the *Mustelus* species. There are two identification guides for commercially important Peruvian shark species (IMARPE 2015; Romero et al. 2015), but none of these include *M. lunulatus*.

Our results also detected four landed Osteichthyes species that were not included in landing reports. Two yellow snappers *Lutjanus*

argentiventris (supplementary material, Figure S2) were sampled at Cancas landing site (Tumbes, collection date June and July 2019), and one was misidentified as spotted rose snapper *L. guttatus* by fishermen. Official landing records only include two species of genus *Lutjanus*: *L. guttatus* and *L. jordani*. In another case, a sample taken in Cancas (Tumbes, collection date June 2019) landed as white snook *Centropomus viridis* was actually the union snook *Centropomus unionensis* (supplementary material, Figure S3). Official landing records include only *C. nigrescens* and aggregated records to genus level of *Centropomus* spp. One individual identified as the blackspot wrasse *Decodon melasma* (supplementary material, Figure S4) and one sample of the steeplined drum *Larimus acclivis* (supplementary material, Figure S5) collected in La Islilla and La Tortuga landing sites (Piura), respectively, were found to be overlooked in the official landing reports. Three other overlooked species detected in this study (*C. unionensis*, *L. acclivis*, and *L. argentiventris*) have been described as part of the marine diversity of Tumbes (Luque 2007), whereas the blackspot wrasse *D. melasma* has been reported in a survey cruise by IMARPE (Pastor et al. 2018). Nevertheless, there is still a lack of knowledge about the population status and landing estimates of these species. Further studies are needed to determine whether catches are significant or negligible from the point of view of the impacts of fishing on the health of the stocks.

Finally, this note emphasizes the usefulness and importance of DNA barcoding analyses in detecting species that may have been overlooked in official statistics. Accordingly, we recommend that proper attention should be paid to these events. More specialized training on how to identify morphologically similar species should be given to field observers and fishermen, which would significantly improve landing data and, consequently, could trigger future management actions to preserve Peruvian marine diversity.

ACKNOWLEDGEMENTS

We thank Oceana-Peru for funding this research. We also thank Carlos Gutierrez, Alejandra Mendoza and Frank Altamirano for fish sampling and data collection and Bides Laboratorios Soluciones Integrales for their support during the molecular analyses.

REFERENCES

- AMORÓS S, GOZZER R, MELGAR, V, ROVEGNO N. 2017. Peruvian mahi mahi fishery (*Coryphaena hippurus*): characterization and analysis of the supply chain. WWF (Marine Program of WWF) Peru. http://d2ouvy59p0dg6k.cloudfront.net/downloads/mahi_mahi_value_chain.pdf.
- BIFFI D, LÓPEZ-MOBILIA A, KELEZ S, WILLIAMS DA, CHUMCHAL MM, WEINBURGH M. 2020. Mislabelling and high mercury content hampers the efforts of market-based seafood initiatives in Peru. *Sci Rep.* 10 (1): 1-12.
- CORNEJO R, VÉLEZ-ZUAZO X, GONZÁLEZ-PESTANA A, KOURI C, MUCIENTES, G. 2015. An updated checklist of Chondrichthyes from the southeast Pacific off Peru. *Check List.* 11 (6): 1809.
- DE LA PUENTE S, LÓPEZ DE LA LAMA R, BENAVENTE S, SUEIRO JC, PAULY D. 2020. Growing into poverty: Reconstructing Peruvian small-scale fishing effort between 1950 and 2018. *Front Mar Sci.* 7, 681.
- EL PERUANO. 2016. Decreto supremo que establece medidas de ordenamiento para la pesquería del recurso tiburón. 2 de noviembre del 2016. Decreto Supremo N° 021-2016-PRODUCE; [accessed 2021 September 16]. <https://elperuano.pe/normaselperuano/2016/11/02/1448564-3.html>.
- ELLIOTT-RODRÍGUEZ W, PAREDES-BULNES, F, ZEBALLOS-FLOR J, JUÁREZ L, BARRETO-MEZA J. 1996. Nomenclatura actualizada de peces comerciales del Perú. Informe Progresivo N° 37. *Inf Inst Mar Perú.* 12 p.
- ESTRELLA-ARELLANO C, GUEVARA-CARRASCO R. 1998a. Informe N° 131. Informe estadístico anual de los recursos hidrobiológicos de la pesca artesanal por especies, artes, caletas y meses durante 1996. *Inf Inst Mar Perú.* p. 215.
- ESTRELLA-ARELLANO C, GUEVARA-CARRASCO R. 1998b. Informe N° 132. Informe estadístico anual de los recursos hidrobiológicos de la pesca artesanal por especies, artes, caletas y meses durante 1997. *Inf Inst Mar Perú.* p. 412.
- ESTRELLA-ARELLANO C, GUEVARA-CARRASCO R, AVILA-PÉREZ W, PALACIOS-LEÓN J, MEDINA-CRUZ A. 2000. Informe N° 151. Informe estadístico de los recursos hidrobiológicos de la pesca artesanal por especies, artes, meses y caletas durante el segundo semestre de 1999. *Inf Inst Mar Perú.* 151: 1-194.
- ESTRELLA-ARELLANO C, GUEVARA-CARRASCO R, PALACIOS-LEÓN J, AVILA-PÉREZ W, MEDINA-CRUZ A. 1999. Informe N° 148. Informe estadístico de los recursos hidrobiológicos de la pesca artesanal por especies, artes, meses y caletas durante el primer semestre de 1999. *Inf Inst Mar Perú.* p. 214.
- [FAO] FOOD AND AGRICULTURE ORGANIZATION OF THE UNITED NATIONS. 2020. Illuminating Hidden harvests study in the spotlight at COFI virtual dialogues. Voluntary guidelines for securing sustainable small-scale fisheries in the context of food security and poverty eradication online 17/07/2020; [accessed 2021 September 16]. <http://www.fao.org/voluntary-guidelines-small-scale-fisheries/news-and-events/detail/en/c/1300712/>
- FERNÁNDEZ-RAMÍREZ F, VERA-DÍAZ S, MARCELO-PADILLA R, CHIRINOS E. 2000. Estadísticas de los desembarques de la pesquería marina peruana 1999. *Inf Inst Mar Perú.* 115.
- FLORES M, VERA S, MARCELO R, CHIRINOS E.

1996. Estadísticas de los desembarques de la pesquería marina peruana durante 1995. Inf Prog Inst Mar Perú. 45. 35 p.
- FLORES-PALOMINO M, VERA-DÍAZ S, MARCELO-PADILLA R, CHIRINOS E. 1994. Estadísticas de los desembarques de la pesquería marina Peruana 1983-1992. Inf Inst Mar Perú. 105. 202 p.
- GONZALEZ-PESTANA A, KOURI C, VELEZ-ZUAZO X. 2016. Shark fisheries in the Southeast Pacific: a 61-year analysis from Peru. F1000Res. 3.
- GOZZER-WUEST R, ALONSO-POBLACIÓN E, TINGLEY G. 2021. Identifying priority areas for improvement in Peruvian Fisheries. Mar Policy. 129, 104545.
- GUEVARA-CARRASCO R, BERTRAND A, editors. 2017. Atlas de la pesca artesanal del mar del Perú. Lima: Edición IMARPE-IRD. 183 p.
- [IMARPE] INSTITUTO DEL MAR DEL PERÚ. 2015. Guía para la determinación de tiburones de importancia comercial en el Perú. Serie de divulgación científica. 1 (2). 80 p.
- [IMARPE] INSTITUTO DEL MAR DEL PERÚ. 2019. Respuesta a la solicitud de acceso a la información pública: información sobre estimados de desembarque de los principales recursos hidrobiológicos registrados por la pesquería artesanal en las caletas de Tumbes y Piura, durante los años 2014-2018. Carta N° 073 2019-IMARPE/OGA. Inst Mar Perú. 18 p.
- [IMARPE] INSTITUTO DEL MAR DEL PERÚ. 2020. Respuesta a la solicitud de acceso a la información pública: información sobre estimados de desembarque de los principales recursos hidrobiológicos registrados por la pesquería artesanal en las caletas de Tumbes y Piura, durante los años 2010-2020. Oficios N° 017, 018 y 019-2020-IMARPE/OGA. Inst. Mar Perú. 18 p.
- [IMARPE] INSTITUTO DEL MAR DEL PERÚ. 2021. Respuesta a la solicitud de acceso a la información pública: información sobre estimados de desembarque mensuales 2010-2020 en Piura y Tumbes de: *Centropomus unionensis*, *Decodon melasma*, *Lutjanus argentiventris*, *Caulolatilus princeps*, *Pareques lanfeari*, *Larimus acclivis*, *Umbrina santi*, *Prionace glauca*, *Epinephelus analogus*, *Brotula ordwayi* y *Mustelus lunulatus*. Oficios N° 23 y 24-2021-IMARPE/OGA. Inst Mar Perú. 8 p.
- JOHNSON GJ, BUCKWORTH RC, LEE H, MORGAN JAT, OVENDEN JR, MCMAHON CR. 2017. A novel field method to distinguish between cryptic carcharhinid sharks, Australian blacktip shark *Carcharhinus tilstoni* and common blacktip shark *C. limbatus*, despite the presence of hybrids. J Fish Biol. 90 (1): 39-60.
- KELEZ S, NAPURI RM, PFENNIG AM, MARTINEZ OC, CARRASCO AT. 2020. First reports of Megamouth Shark, *Megachasma pelagios* Taylor, Compagno & Struhsaker, 1983 (Lamniformes, Megachasmidae), in Peru. Check List. 16: 1361.
- KUMAR S, STECHER G, TAMURA K. 2016. MEGA7: molecular evolutionary genetics analysis version 7.0 for bigger datasets. Mol Biol Evol. 33 (7): 1870-1874.
- LÓPEZ DE LA LAMA R, DE LA PUENTE S, RIVEROS JC. 2018. Attitudes and misconceptions towards sharks and shark meat consumption along the Peruvian coast. PLoS ONE. 13 (8): e0202971.
- LUQUE C. 2007. Estudio de la diversidad hidrobiológica en Tumbes. Informe Anual 2007. Tumbes: Inst Mar Perú. 36 p.
- MARÍN A, SERNA J, ROBLES C, RAMÍREZ B, REYES-FLORES LE, ZELADA-MÁZMELA E, SOTIL G, ALFARO R. 2018. A glimpse into the genetic diversity of the Peruvian seafood sector: Unveiling species substitution, mislabeling and trade of threatened species. PLoS ONE. 13 (11): e0206596.
- MEDINA-MORALES SA, CORRO-ESPINOSA D, ESCOBAR-SÁNCHEZ O, DELGADO-ALVAREZ CG, RUELAS-INZUNZA J, FRÍAS-ESPERICUETA MG, et al. 2020. Mercury (Hg) and selenium (Se) content in the shark *Mustelus henlei* (Triakidae) in the northern Mexican Pacific. Environ Sci Pollut Res. 27 (14): 16774-16783.

- MORGAN A, BURGESS GH. 2005. Fishery dependent sampling: total catch, effort and catch composition. In: MUSICK JA, BONFIL R, editors. Elasmobranch fisheries management techniques. FAO Tech Rep. 454. p. 182-200.
- [NOAA] NATIONAL OCEANIC AND ATMOSPHERIC ADMINISTRATION. 2020. International affairs. Shark conservation. <https://www.fisheries.noaa.gov/national/international-affairs/shark-conservation>.
- OCAÑO-HIGUERA VM, MARQUEZ-RÍOS E, CANIZALES-DÁVILA M, CASTILLO-YÁÑEZ FJ, PACHECO-AGUILAR R, LUGO-SÁNCHEZ ME, et al. 2009. Postmortem changes in cazon fish muscle stored on ice. Food Chem. 116 (4): 933-938.
- PASTOR R, ZAVALAGA F, PALACIOS J. 2018. Caracterización de la comunidad bentodemersal que cohabita con la merluza *Merluccius gayi peruanus* Ginsburg entre la frontera norte del dominio marítimo peruano y Huarney. 2015. Inf Inst Mar Perú. 45 (1): 104-121.
- PEDROSA-GERASMIO IR, BABARAN RP, SANTOS MD. 2012. Discrimination of juvenile yellowfin (*Thunnus albacares*) and bigeye (*T. obesus*) tunas using mitochondrial DNA control region and liver morphology. PLoS ONE. 7 (4): e35604.
- PÉREZ-JIMÉNEZ JC, NISHIZAKI OS, CASTILLO-GENIZ JL. 2005. A new eastern North Pacific smooth-hound shark (genus *Mustelus*, family Triakidae) from the Gulf of California. Copeia. (4): 834-845.
- PÉREZ-JIMÉNEZ J, WHITE CF, RUIZ C, CARLISLE AB, LOWE CG. 2016. *Mustelus lunulatus*. The IUCN Red List of Threatened Species 2016: e.T161640A80672480.
- [PRODUCE] MINISTERIO DE LA PRODUCCIÓN. 2020. Anuario estadístico pesquero y acuícola 2019. Lima: Ministerio de la Producción. 181 p.
- ROMERO MA, ALCÁNTARA PF, VERDE K, editors. 2015. Guía de campo para la determinación de tiburones en la pesca artesanal del Perú. Lima: Inst Mar Perú. 15 p.
- SAMBROOK J, RUSELL D. 2001. Molecular cloning: a laboratory manual. 3rd ed. New York: Cold Spring Harbor.
- VELEZ-ZUAZO X, ALFARO-SHIGUETO J, MANGEL J, PAPA R, AGNARSSON I. 2015. What barcode sequencing reveals about the shark fishery in Peru. Fish Res. 161: 34-41.
- WOSNITZA-MENDO C, ESPINO M, VÉLIZ M. 1988. La pesquería artesanal en el Perú durante junio de 1986 a junio de 1988. Inf Inst Mar Perú. 93. 142 p.

Supplementary Material

DNA barcoding reveals overlooked shark and bony fish species in landing reports of small-scale fisheries from northern Peru

Alan Marín, Renato Gozzer Wuest, Jorge Grillo, Irina B. Alvarez-Jaque, Juan Carlos Riveros. 2022. *Marine and Fishery Sciences* 35(2). DOI: <https://doi.org/10.47193/mafis.3522022010502>

Table S1. Latitude and longitude for all fish landing sites of SSF from northern Peru used in this study to obtain fin clips for DNA identification analyses

Region	Fish landing site	Latitude and Longitude
Piura	Bayóvar	S 5°49'20.64" W 81°1'56.28"
	Cabo Blanco	S 4°15'1.8" W 81°13'50.159"
	El Ñuro	S 4°13'11.424" W 81°10'52.32"
	La Isllilla	S 5°12'39.24" W 81°11'39.84"
	La Tortuga	S 5°16'49.44" W 81°7'22.079"
	Los Órganos	S 4°10'42.24" W 81°8'3.12"
	Paita	S 5°5'1.32" W 81°6'27"
	Yacila	S 5°7'51.6" W 81°10'17.399"
Tumbes	Caleta Grau	S 3°39'52.2" W 80°37'57.359"
	Cancas	S 3°56'42.36" W 80°56'22.92"
	La Cruz	S 3°38'1.68" W 80°35'13.919"
	Puerto Pizarro	S 3°29'59.64" W 80°23'25.8"

Table S2. List of primers used in DNA barcoding for genetic species identification of specimens from SSF in northern Peru

Primer name	Direction	Sequence (5'-3')	Target gene/region	Reference
FishF1	Forward	TCAACCAACCACAAAGACATTGGCAC	COI	Ward et al. (2005)
FishR1	Reverse	TAGACTTCTGGGTGGCCAAAGAATCA		
A	Forward	TTCCACCTCTAACTCCCAAAGCTAG	D-loop	Lee et al. (1995)
G	Reverse	CGTCGGATCCCATCTTCAGTGTTATGCTT		

Supplementary Material

Table S3. List of totalspecies identified through DNA barcoding

Family	Species Match ID (BOLD/NCBI)	Overlooked	Label	Sampling site	n	GenBank access	IUCN
Carangidae	<i>Seriola rivoliana</i>	NO	<i>Fortuno</i>	Cancas, Tumbes	1	MN880603	LC
						MN880583	
						MN880584	
Carangidae	<i>Trachinotus paitensis</i>	NO	<i>Pampano</i>	La Cruz, Tumbes	5	MN880585	LC
						MN880586	
						MN880587	
Centrolophidae	<i>Schedophilus haedrichi</i>	NO	<i>Mocosa</i>	Cabo Blanco, Piura	1	MN880515	LC
	<i>Seriolella violacea</i>	NO	<i>Cojinoba</i>	Bayóvar, Piura	1	MN880601	LC
Centropomidae	<i>Centropomus unionensis</i>	YES	<i>Robalo plateado</i>	Cancas, Tumbes	1	MN880528	LC
Haemulidae	<i>Anisotremus interruptus</i>	NO	<i>Berrugata</i>	La Tortuga, Piura	1	MN880558	LC
	<i>Anisotremus scapularis</i>	NO	<i>Chita</i>	La Islilla, Piura	1	MN880542	LC
Labridae	<i>Decodon melasma</i>	YES	<i>San Pedrano</i>	La Islilla, Piura	1	MN880543	LC
Lutjanidae	<i>Lutjanus argentiventris</i>	YES	<i>Paramo rojo</i>	Cancas, Tumbes	2	MN880602	LC
			<i>Paramo muelon</i>			MN880525	

Supplementary Material

Malacanthidae	<i>Caulolatilus princeps</i>	NO	<i>Peje blanco</i>	Yacila, Piura	1	MN880554	LC	
			<i>Congrio rojo</i>	Los Órganos, Piura (1)		MN880510		
				Paita, Piura (1)		MN880535		
				Puerto Pizarro, Tumbes (5)		MN880573		
Ophidiidae	<i>Brotula clarkae</i>	NO	<i>Congrio rosado</i>		8	MN880574	DD	
						MN880577		
					Cancas, Tumbes (1)			MN880578
								MN880579
Ophidiidae	<i>Brotula ordwayi</i>	NO	<i>Congrio chilindrina</i>			MN880607	LC	
					Los Órganos, Piura (1)	2		MN880511
					Puerto Pizarro, Tumbes (1)			MN880568
					Los Órganos, Piura (1)			MN880512
Paralichthyidae	<i>Lepophidium negropinna</i>	NO	<i>Congrio gato</i>			MN880571	LC	
					Puerto Pizarro, Tumbes (4)	5		MN880572
								MN880570
								MN880569
Paralichthyidae	<i>Hippoglossina tetropthalma</i>	NO	<i>Lenguado de cuatro ocelos</i>	Cancas, Tumbes	1	MN880530	LC	
			<i>Lenguado</i>	Puerto Pizarro, Tumbes (3)		MN880581	DD	
			<i>Lenguado negro</i>	La Tortuga, Piura (1)	4	MN880555		

Supplementary Material

						MN880580	
						MN880582	
	<i>Cynoscion analis</i>	NO	<i>Cachema</i>	Cabo Blanco, Piura	1	MN880521	LC
	<i>Cynoscion phoxocephalus</i>	NO	<i>Ayanque/Cachema</i>	Cancas, Tumbes	1	MN880604	LC
Sciaenidae	<i>Cynoscion stolzmanni</i>	NO	<i>Cherela cola amarilla</i>	Cancas, Tumbes	1	MN880529	LC
	<i>Pareques lanfeari</i>	NO	<i>Camiseta</i>	Cancas, Tumbes	1	MN880527	LC
	<i>Larimus acclivis</i>	YES	<i>Bereche</i>	La Tortuga, Piura	1	MN880556	LC
	<i>Umbrina xanti</i>	NO	<i>Polla</i>	Caleta Grau, Tumbes	1	MN880599	LC
	<i>Scomberomorus sierra</i>	NO	<i>Sierra</i>	Cabo Blanco, Piura	1	MN880519	LC
Scombridae	<i>Thunnus albacares</i>	NO	<i>Atún</i>	El Ñuro, Piura (1)	2	MN880522/MN880618	NT
			<i>Atún ojo grande</i>	Cabo Blanco, Piura (1)		MN880518/MN880616	
	<i>Acanthistius pictus</i>	NO	<i>Cherlo</i>	La Islilla, Piura	1	MN880541	LC
	<i>Alphestes immaculatus</i>	NO	<i>Mero pintado</i>	Cancas, Tumbes	1	MN880524	LC
	<i>Diplectrum pacificum</i>	NO	<i>Carajito</i>	Puerto Pizarro, Tumbes	1	MN880597	LC
Serranidae	<i>Epinephelus analogus</i>	NO	<i>Mero Pintado</i>	Puerto Pizarro, Tumbes	1	MN880560	LC
	<i>Epinephelus quinquefasciatus</i>	NO	<i>Mero ojo chico</i>	Puerto Pizarro, Tumbes	1	MN880588	DD
	<i>Hemanthias peruanus</i>	NO	<i>Carapachudo</i>	La Cruz, Tumbes	1	MN880600	LC

Supplementary Material

<i>Hemilutjanus macrophthalmos</i>	NO	<i>Ojo de uva</i>	Cabo Blanco, Piura (1)	2	MN880513	DD	
			Puerto Pizarro, Tumbes (1)		MN880589		
<i>Hyporthodus acanthistius</i>	NO	<i>Mero rojo</i>	Puerto Pizarro, Tumbes (1)	1	MN880575	VU	
			<i>Mero pescado</i>		Los Órganos, Piura (1)		MN880506
			<i>Mero marrón</i>		Cabo Blanco, Piura (1)		MN880520
			<i>Mero ojon</i>		Paita, Piura (2)		MN880536
					Puerto Pizarro, Tumbes (4)		MN880537
<i>Hyporthodus niphobles</i>	NO	<i>Mero pintado</i>		9	MN880566	LC	
					MN880567		
			Cancas, Tumbes (1)		MN880576		
					MN880590		
					MN880608		
			<i>Mero murique</i>		Los Órganos, Piura (1)		MN880516
					La Tortuga, Piura (1)		MN880557
<i>Mycteroperca xenarcha</i>	NO	<i>Mero cherlo</i>		7	MN880563	DD	
					Puerto Pizarro, Tumbes (5)		MN880564
					MN880565		
					MN880561		

Supplementary Material

			<i>Cabrilla</i>	Paita, Piura (2)		MN880538	
	<i>Paralabrax callaensis</i>	NO			3	MN880539	DD
			<i>Perela</i>	Puerto Pizarro, Tumbes (1)		MN880559	
			<i>Cabrillón</i>	Los Órganos, Piura (3)		MN880504	
			<i>Cabrilla</i>	Paita, Piura (2)		MN880505	
				La Islilla, Piura (1)		MN880514	
	<i>Paralabrax humeralis</i>	NO		Los Órganos, Piura (1)	8	MN880533	DD
			<i>Cagalo</i>			MN880534	
				Cabo Blanco, Piura (1)		MN880540	
						MN880503	
						MN880517	
						MN880594	
	<i>Paranthias colonus</i>	NO	<i>Cavinza</i>	Puerto Pizarro, Tumbes	3	MN880595	LC
						MN880596	
Sparidae	<i>Calamus brachysomus</i>	NO	<i>Corcovado</i>	Paita, Piura	1	MN880544	LC
						MN880591	
Sphyrnidae	<i>Sphyrna zygaena</i>	NO	<i>Tiburón martillo</i>	La Cruz, Tumbes	3	MN880592	VU
						MN880593	
Triakidae	<i>Mustelus lunulatus</i>	YES	<i>Tollo mama</i>	Cancas, Tumbes	2	MN880526	LC

Supplementary Material

					MN880605	
		<i>Tollo mamita</i>	Los Órganos, Piura (3)		MN880507	
					MN880508	
<i>Mustelus whitneyi</i>	NO	<i>Tollo mama</i>	Cancas, Tumbes (3)	6	MN880509	CR
					MN880531	
					MN880532	
					MN880606	

DNA barcoding reveals overlooked shark and bony fish species in landing reports of small-scale fisheries from northern Peru

Alan Marín, Renato Gozzer Wuest, Jorge Grillo, Irina B. Alvarez-Jaque, Juan Carlos Riveros. 2022. Marine and Fishery Sciences 35(2). DOI: <https://doi.org/10.47193/mafis.3522022010502>



Figure S1. *Mustelus lunulatus*. Cancas fish landing site (Tumbes). Date 1 August 2019. Photo credit: Alejandra Mendoza.

Supplementary Material



Figure S2. *Lutjanus argentiventris*. Cancas fish landing site (Tumbes). Date 27 June 2019. Photo credit: Alejandra Mendoza.

Supplementary Material



Figure S3. *Centropomus unionensis* Cancas fish landing site (Tumbes). Date 27 June 2019. Photo credit: Alejandra Mendoza.

Supplementary Material



Figure S4. *Decodon melasma*. La Islilla fish landing site (Piura). Date 23 May 2019. Photo credit: Carlos Gutierrez.

Supplementary Material



Figure S5. *Larimus acclivis*. La Tortuga fish landing site (Piura). Date 11 June 2019. Photo credit: Carlos Gutierrez.