



Análisis multiescalar de los recursos vegetales
medicinales en los bosques montanos del noroeste
de Perú

Fernando Corroto de la Fuente

Tesis Doctoral
2021

Universidad Autónoma de Madrid
Facultad de Ciencias, Departamento de Biología

Análisis multiescalar de los recursos vegetales medicinales en los bosques montanos del noroeste de Perú

Tesis Doctoral

Fernando Corroto de la Fuente

Director

Dr. Manuel Juan Macía Barco
Departamento de Biología
Universidad Autónoma de Madrid

Madrid, Febrero de 2021



*En fin, Serafín,
más corre el galgo que el mastín,
pero si el camino es largo,
más corre el mastín que el galgo;
no obstante,
ambos corren bastante.*

*Para Julia, mi persona favorita,
Para Oscar y Ras, mis amigos,
Para Ana y Juan, mis ídolos.*

Índice

Agradecimientos	13
Resumen	21
1. Introducción general	25
Introducción	26
Estructura, objetivos e hipótesis del estudio	36
Declaración ética	38
2. Metodología general.....	41
Área de estudio	42
Toma de datos.....	44
Análisis de datos	46
3. Different patterns in medicinal plant use along an elevational gradient in northern Peruvian Andes.....	49
Abstract	50
Introduction.....	51
Material and methods	52
Results.....	53
Discussion	58
Appendix 3.1.....	64
Appendix 3.2.....	68
4. Understanding the role of socioeconomic variables on medicinal plant knowledge in the Peruvian Andes.....	209
Abstract	210
Introduction.....	211
Material and methods	212
Results.....	215
Discussion	221
5. Medicinal plants for rich people vs. medicinal plants for poor people: a case study from the Peruvian Andes	227
Abstract	228
Introduction.....	229
Material and methods	230
Results.....	234
Discussion	240
Appendix 5.1.....	243
6. What Is the Most Efficient Methodology for Gathering Ethnobotanical Data and for Participant Selection? Medicinal Plants as a Case Study in the Peruvian Andes.....	313
Abstract	314
Introduction.....	315
Material and methods	317

Results	318
Discussion	323
7. Discusión general.....	329
Significancia de las especies de plantas medicinales y categorías de uso en el norte de los Andes de Perú: del campo a la ciudad	330
Factores que determinan la distribución del conocimiento tradicional de las plantas medicinales en los Andes del norte de Perú.....	332
Etnobotánica, servicios ecosistémicos, desarrollo de proyectos y perspectivas de futuro.....	336
8. Conclusiones generales	341
Bibliografía	345
Anexos	371
Anexo A	371
Anexo B	385

Agradecimientos

Estoy tan hasta arriba de escribir, que afronto esta sección con la placentera sensación de que la voy a redactar a mi manera, sin revisiones propias ni ajenas, sin explayarme mucho (cinco *hojizas*) y tratando de hacerlo de una tacada (aunque también es cierto que tengo apuntados algunos nombres).

Ya no me acuerdo ni cuándo empecé la tesis. Lo que sí recuerdo es que lo hice con alegría y muchas ganas, las cuales he tratado de mantener a lo largo del proceso, con más o menos éxito. Y es que puedo dividir esta tesis en dos claros períodos: El primero, se corresponde con mi vida en Perú, donde llegué el año 2013; y el segundo, con mi vuelta a España, en el año 2018. La primera parte fue fascinante, mientras que la segunda ha sido, digamos, distinta. Menos fascinante.

Durante la primera fase sabía lo que hacía y por qué lo hacía. En la segunda solamente me guiaba por la luz de mi director de tesis. En Perú me ilusioné con este mundo. En España perdí el camino. Perú, sueño. España, espejismo. Pinta desastroso, pero no lo es. La perspectiva que me da el tiempo dibuja esta larga etapa con colores brillantes, sobre todo el rosa.

Buscando razones, al primero que miro es a mí mismo. No valgo *pa* esto. Para aportar de manera eficaz en este mundo, para llegar a hacerte un hueco en tu disciplina, es necesario un sacrificio que influye en todas las facetas de tu vida. Este mundo te hace diminuto, con lo sencillo y conveniente que es ser uno más. Desde lo estrictamente académico, trato de reflexionar qué me ha aportado este periodo que me haga más capaz, y supongo que con el tiempo, algo descubriré. De momento, no más de lo que me hubieran ayudado unos cuantos cursos online.

Pero bueno, sin dejar de concluir que, en lo personal, ha sido una etapa muy gratificante, y full entretenimiento, comenzaré el reparto de agradecimientos con el diccionario de sinónimos a mi vera.

Primero, y antes que nada, mi agradecimiento a todos los informantes, a sus familias y a los gobiernos de las localidades visitadas. Muchos de ellos me abrieron sus casas, y me alimentaron el estómago y el cerebro con sus viandas y su cultura. Pero, sobre todo, me dedicaron su tiempo, en sus hogares y en los bosques. Creo que nunca me he reído tanto sin saber de qué, y mientras se reían “amigablemente” de mí. Independientemente de para lo que pueda servirles este trabajo, estoy seguro que dos o tres se acuerdan de mí con la misma sonrisa que yo de ellos. Gracias Horacio y Lenin. Gracias Enita.

Por seguir un orden cronológico en el tiempo, comenzaré por las dos personas que me facilitaron comenzarla. Manolo y Oscar. Cada uno desde su posición, y entre los dos me proporcionaron los recursos materiales e inmateriales necesarios para dar el paso con confianza.

Manolo ha sabido encontrar siempre un hueco en su agenda digital donde colocarme. Esto lo digo teniendo en cuenta los muchos proyectos en los que participa. Entiendo las fechas de entrega, la coordinación de viajes, la docencia, y, sobre todo, la familia. Toca estar a tope. Ah, y el pádel. Aun con todo, ahí has estado. Me has tratado como siempre desde que nos conocimos en Flora Ibérica allá por el año 2008. Tú me metiste el gusanillo de la etnobotánica que se practica. Y gracias a ello, después he tenido el enorme placer de poder compartir contigo mis vivencias en Sudamérica, sabiendo que estas pasaban por tu paladar como una cucharada de recuerdos felices. E incluso hemos terminado trabajando juntos. Hay que ser serio. Si te dedicas a esto tienes que ser responsable. Esto me lo llevo. Y Oscar. Lo ha sido todo para mi durante mi etapa en Perú. Y todavía aún sigo comportándome como una esponja a su lado. Con la confianza total de que todo lo que absorba me va a hacer mejor. Son muchos los viajes, salidas de campo, clases recibidas, paseos... Pero me quedo con los domingos (y sábados, y cualquier día). Me quedo con tu familia. Gracias por introducirnos en ella. Rocío, Andrea, Rosita, Amarylis, la Maia. ¡Qué buenos momentos en el jardín! La vida son esos ratitos, ¿no? Deseo que nos volvamos a encontrar todos.

Como antes he dicho, esta Tesis ha tenido dos partes geográficamente localizadas. Y siguiendo el orden, empiezo por Perú. Mezclando lo laboral y lo personal se me aparecen en la cabeza Jorge, Héctor, William, Jhony, Barrena, Milla, Katty, Cesibel, Dam, Jhesi, Elías, Rolo, Oliva, Ilse, Milo, Romel, Orlandito, Adelita... Estoy seguro que se me olvidan algunos. Gracias por todos los ratos, los buenos y los no tan buenos. Gracias por hacer del lugar de trabajo un hermoso jardín y del trabajo un aperitivo. Gracias Wigo por los papeles. Elgar, alumno, profesor y excelente trabajador. El mejor que he conocido en la UNTRM. Sigue así, no tienes techo. Esos mapas buenos.

Royler, Jackson, Jenin y Sheila. Seguramente, si me quedé fue por vosotros. Es imposible acordarme de todo este tiempo sin que aparezcáis en mi cabeza. Mi sonrisa, pero sobre todo mi admiración. Royler, *vivasso*, un cerebro tan grande como su tripa. Jackson, hermano mayor, con sus hermanos y conmigo. Jenin, ternura. Sheila, de todo. MIS AMIGOS. Y cuando pienso en amigos, no me puedo olvidar de otras personas que sin haber tenido nada que ver con esta tesis, también han ayudado a que siguiera adelante. Julio, mi amor secreto, un héroe, un sabio. Me llenaste el surtidor de confianza. Que erótico-festivo suena y cuantas ganas de abrazarte. Menudos *jartones* a reír con Dolo, y qué conversaciones más absurdo-existenciales. Y para completar las patas de la mesa, Esteve, ese loco corazón, que siempre lo vuelve a intentar. Parece imposible, pero no lo es. Me lo has demostrado. ARTE CRECER SA.

Siguiendo con Perú, no me olvido, ni me olvidaré de Carmencita, de Martín y de Lola. Han sido mis tíos, es decir, han formado en mi cabeza otra parte de una familia que siempre he necesitado, y más teniendo la mía tan lejos. Martín, siempre te deberé una llamada. Mi primer Chachapoyano. ¡Qué tío más transparente, qué tío más bueno, más paciente, y más humano (en lo de equivocarse)! Carmencita, la más fácil, la más abierta, la más amorosa. Y Lola, cuántos ratos hemos *echao* moviendo el bigote. ¡Y qué croquetas!

Especial agradecimiento se merece Jesús Rascón Barrios. Ras, mi amigo Rascuis. Qué bueno que vinieras. Qué bien lo hemos pasado macho. Cuántas risas, conversaciones, series, viajes, familias. Y también cuántos dolores de cabeza, discusiones, enfados, frustraciones. Cuánto te quiero hermano. Y lo seguiré haciendo, no tengo ninguna intención de dejar de tocarte la moral, ni de aprender cosas que tú ya sabes, ni de mirarte con cara de tonto o como si tú lo fueras. Qué apoyo más grande, y nunca mejor dicho.

No me quiero olvidar de Trujillo. Durante mis estancias en el Herbarium Truxillense de la Universidad Nacional de Trujillo conocí al Dr. José Mostacero León. Un botánico peruano top. Pero sería mejor quitar la palabra botánico. Muy buenos ratos. Nunca olvidaré el viaje que hice con el Mostacho y Freddy Mejía por costa, sierra y selva peruanas. Y nunca olvidaré los ceviches en La Marinera. Gracias Lucho Taramona, próximo presidente del Perú.

Por último, tengo que decir estos nombres porque si no exploto, y porque también me rondan la cabeza, aunque estén lejos de este trabajo. Stefan, qué *pesao* más listo. Aunque *pa* listo Juanlu. Juampi, qué bien hablas, y qué difícil me pareció siempre que terminaras encajando en Chacha, a pesar de tu estatura (intelectual).

La verdad es que ahora que me pongo a pensar a quien tendría que incluir aquí de España, al hacerlo parecen pocas las personas que directamente tienen relación con la tesis. Pero, al igual que he hecho con algunas personas de Perú, son muchas con las cuales he compartido los buenos ratos de esta andadura. Evidentemente, empiezo por mi familia. Tan lejos y tan cerca (vinieron una vez y yo loco de contento). Con ellos todo es muy fácil. **ANA MARÍA DE LA FUENTE** es mi referente, yo quiero ser como ella. Juan Isidoro mi guía, y el lugar al que siempre vuelvo cuando tengo que consultar lo que sea. Irene (Álvaro), mi hermanísima. Podría decir que fue irme y unirnos más. ¿Por qué será? Lo bueno es que la unión continúa tan o más fuerte. María, Matilde, Pablo, Ramón, Inés, Juanra, Fepe, Berna, Jimena, Beltrán y Pablete. Siempre estoy deseando que nos juntemos. De cada uno saco y disfruto algo. Con todos tengo excusa para echar un buen rato. A todos os miro de manera especial. Juampi, eres el mejor, y lo sabes. Mi abuela se murió en medio de la tesis, y siento un escalofrío al escribirlo. Pero es de placer.

Y cómo me voy a olvidar de mi otra familia española. Me comen. Y no me importaría, aunque se quedarían con hambre porque son demasiados. De las cosas que más me enorgullecen en mi relación con Julia es haber llegado a querer a todos y cada uno de los integrantes de su familia casi de la misma manera que ella los quiere. Y la mayor suerte es que ha sido muy fácil. La mayor parte de la culpa la tienen ellos. Si existieran más Arturos, más Bebés y más Iñakis (padre e hijo), el mundo sería mejor. Si existieran más Ratonés, más Andreses y más Pilares (madre y tía), sería más divertido. Si existieran más Anas, más Lolis y más Nachos sería más cómodo. Y si existieran más Quitos, más Migueles, y más Laras sería más completo. No nombro a los demás para que luego tengamos algo de qué hablar. Enrique.

De amigos ya he hablado de todos los que me han acompañado en esta tesis, y sería alargarme hablar de los que he tenido siempre, y que la mayoría siguen aquí. Les pasaré la tesis y como mucho solamente leerán esto, así que dejaré algunos nombres aquí escritos para que les haga ilusión: Paler (MJ y Aitor), Jose, Alber, Chuchi, Puchos, Pika, Sara, Pepe, Pili, Dani, Pozi, Rodri, Torri, JLV... Venga, ya.

A nivel académico, y como de Manolo ya he hablado, me queda acordarme de otras personas relacionadas con la UAM. La verdad es que la tesis en España la he hecho exclusivamente con Manolo así que, solo se me vienen a la cabeza otros compis de la universidad que me han hecho más llevadero el día a día de esta segunda y tediosa etapa. Gracias Bea y Fátima. Vaya dos. Si no fuera por esos ratitos de comidas en el departamento... Cuando estudiaba la carrera siempre pensé que trabajar en la facultad sería lo máximo (valverde). Y, ¡qué va! Bueno, tampoco es que sea un funeral, y en parte también es culpa de gente como Manuel Pardo (eterna sonrisa). Por cierto, no me olvido de Gorka ¡qué tío! Beti zurekin. Pensando estrictamente en la tesis, y a pesar de que, o no le he conocido (Rodrigo Cámara) o la he conocido poco (Narel Paniagua), me gustaría agradecerles a estos dos *pedazo* de investigadores que me hayan servido de ejemplo próximo, por área del conocimiento y por cercanía en el tiempo. Creo que podría escribir vuestras tesis y artículos con los ojos cerrados de tanto leerlos. Y sin salirme de la UAM, quiero agradecer a Pepe Sánchez Ollero, por ser mi tío y mi amigo. Gracias por esos buenos cafés y comidas (te debo muchas), por los consejos, y por los miles de favores desde que llegué. Y como de consejos va la cosa, sale a la palestra Juan Carlos Montero, un tío *mu* grande de Carabanchel. Más que Rosendo. Él no te da consejos, él te cuenta una historia, y tú la interpretas. Lo más cojonudo es que mis interpretaciones suelen coincidir al 100% con las tuyas. Cuando miro a Juan Carlos, tengo claro la persona que quiero ser dentro de 20 años.

Y por último (los últimos serán los primeros), muchas gracias Julia. GRACIAS por haberme acompañado en todos y cada uno de los momentos de este trabajo. Incluso al campo. Ha sido

una delicia haberte conocido más y más durante estos años. Sin duda que lo mejor de este trabajo es que mientras lo hacía estaba contigo. GRACIAS por estar conmigo. Tú no te das cuenta, pero yo te miro a veces y pienso, ¡está conmigo! Me tiro de tu boca y sé que vuelo.

Finalmente, esta investigación ha sido posible gracias a la colaboración llevada a cabo entre las siguientes instituciones:

- Instituto de Investigación para el Desarrollo Sustentable de Ceja de Selva (INDESCES), Universidad Nacional Toribio Rodríguez de Mendoza (UNTRM), Chachapoyas, Perú.
- Universidad Autónoma de Madrid (UAM), Madrid, España.

Y con la inestimable participación de la Secretaría de Estado de Investigación, Desarrollo e Innovación del Ministerio de Economía y Competitividad (Nº CGL2016-75414-P), Madrid (España).

Resumen

Muchas poblaciones humanas que viven en áreas rurales de Sudamérica dependen de la medicina tradicional para el cuidado de su salud. Para ello, han desarrollado un gran conocimiento tradicional sobre el uso y manejo de centenares de especies medicinales a lo largo de su historia. El objetivo principal de esta Tesis Doctoral es analizar los patrones de utilización de las plantas medicinales en los bosques montanos del noreste de Perú, en función de diversas variables socioeconómicas y a distintas escalas. El estudio se compone de datos de campo recopilados entre los años 2016-2018, en cuatro provincias de la región Amazonas de Perú, situadas en dos ecorregiones: bosques pluviales montanos entre 2500-3500 m (tierras altas) y bosques muy húmedos montanos entre 1500-2500 m (tierras bajas). Dentro de cada provincia se trabajó en tres localidades (12 en el total del estudio), entrevistando 50 informantes por localidad (600 participantes en total). La población local es mestiza y comparte una cultura ancestral común. Se encontraron 416 especies de plantas medicinales, pertenecientes a 107 familias y 13.898 registros de uso en ambas ecorregiones. Asimismo, para otro estudio complementario, se trabajó paralelamente con 450 informantes entrevistados en tres sectores de la ciudad de Chachapoyas, la más importante de la región de estudio. En este caso se encontraron 299 especies de plantas medicinales, agrupadas en 92 familias y 5787 registros de uso. En el conjunto del estudio se entrevistaron a 1050 personas.

En el **capítulo 1** se presenta una Introducción general a la situación etnomedicinal de las sociedades rurales andinas, así como se destaca la importancia que tienen estos recursos naturales en la vida de sus pobladores. En el **capítulo 2** que aúna la Metodología, se presenta el área de estudio, el protocolo general utilizado para la toma de los datos etnobotánicos de especies medicinales y de los factores socioeconómicos de los informantes y se comenta sucintamente el análisis de datos realizado en general. El objetivo principal del **capítulo 3**, es el de comparar el uso de plantas medicinales a lo largo de un gradiente altitudinal. Asimismo, se pretende comprender el conocimiento tradicional a nivel de género y analizar la transmisión del conocimiento tradicional entre cinco generaciones. Las localidades de las tierras altas, con menor desarrollo socioeconómico, tuvieron mayor conocimiento tradicional en plantas medicinales que las localidades de las tierras bajas. Por otra parte, las mujeres fueron las principales depositarias de la medicina tradicional, mientras que las generaciones de mayor edad tuvieron la mayor parte del CT en las tierras altas, pero en las tierras bajas estuvo más repartido entre diferentes generaciones. El **capítulo 4** analiza el impacto de factores socioeconómicos a nivel individual, familiar y comunitario para comprender los patrones del

conocimiento tradicional sobre plantas medicinales en distintas áreas de los Andes del norte del Perú. Los participantes que tuvieron un mayor conocimiento tradicional sobre plantas medicinales tuvieron unos niveles más bajos de educación y cualificación laboral, así como una menor capacidad adquisitiva en bienes materiales, vivían en localidades más aisladas, con escasa infraestructura y acceso reducido a servicios regionales. El **capítulo 5** busca analizar las diferencias en el conocimiento tradicional sobre plantas medicinales en la ciudad de Chachapoyas. Para ello, dividimos la ciudad en tres sectores (centro, área intermedia y periferia) según las características socioeconómicas de sus habitantes. Se realizaron 450 entrevistas semiestructuradas. Los participantes de la periferia tuvieron un mayor conocimiento tradicional sobre plantas medicinales que los participantes del área intermedia y los del centro de la ciudad. Los participantes de los tres sectores utilizan ampliamente las mismas plantas medicinales y con propósitos similares, lo que seguramente se basa en una cultura común que aglutina su conocimiento tradicional. El **capítulo 6** se enfoca en entender algunas cuestiones metodológicas ante la urgente necesidad de rescatar el conocimiento tradicional sobre plantas medicinales. Para ello se evalúa la eficiencia de diferentes métodos en la selección del tipo de informante y del tipo de entrevista a realizar, teniendo en cuenta el tiempo y el presupuesto asociado al estudio. Si se trabaja solo con informantes expertos se gana eficiencia respecto al trabajo con los informantes generales. Sin embargo, no tenemos una recomendación clara sobre el método de entrevista, ya que dependerá de los objetivos específicos de cada estudio y del presupuesto disponible. Finalmente, el **capítulo 7** incluye una Discusión conjunta y el **capítulo 8** las Conclusiones generales de la memoria de Tesis Doctoral.

Capítulo

1

Introducción general

Introducción

Etnobotánica y conocimiento tradicional

La etnobotánica se define a grandes rasgos, como el estudio de las relaciones que existen entre el ser humano y su ambiente vegetal (Schultes, 1960; Bennett, 2002). Al igual que ocurre con otras ciencias interdisciplinarias, resulta de la confluencia de varias materias, principalmente la botánica y la antropología. A pesar de existir numerosas referencias históricas sobre los usos de determinadas plantas en distintas culturas (Egipto, China, India, Grecia, Imperio Romano, etc.), los primeros trabajos monográficos que utilizaron este término eran descriptivos, ya que consistían en listados de plantas y sus respectivos usos (Cotton, 1996). A lo largo del siglo XX, comienza a constituirse como una disciplina de investigación y se incluyen aspectos etnográficos y simbólicos, considerando, por ejemplo, los conocimientos heredados (Da Silva et al., 2014) y obtiene conocimientos que pueden ser aplicados en áreas de sociología, ecología, agricultura, lingüística, entre otras (Swarnkar & Katewa, 2008; Sohani & Dwivedi, 2019). Desde la década de los 80 del siglo pasado, su evolución ha alcanzado nuevos horizontes tanto en su método como en su definición, más comúnmente entendido como el comienzo de la etnobotánica propiamente académica (Barrett et al., 1999; Anderson et al., 2011). Esta nueva etapa propone como objetivo fundamental de la etnobotánica el de integrar el conocimiento tradicional con el conocimiento científico a distintas escalas y disciplinas (Luna-Morales, 2002). Y es que, a pesar de que las compilaciones cualitativas de plantas útiles son fundamentales a nivel científico, el objetivo principal que se ha iniciado desde entonces es el de la cuantificación de dicho conocimiento (Phillips & Gentry, 1993; Höft et al., 1999). Este objetivo responde a la necesidad de crear herramientas que permitan hacer análisis de la evaluación del conocimiento tradicional de manera más objetiva y comparativa entre distintas regiones y grupos humanos, así como disponer del valor de uso real de las especies vegetales documentadas y sus hábitats (Kvist et al., 2001; Campos & Ehringhaus, 2003; Martin, 2004). Al mismo tiempo, algunas de estas prácticas etnobotánicas ampliamente difundidas, se han revalorizado en la actualidad, al representar alternativas razonables de progreso dentro de una sociedad globalizada (Pieroni & Giusti, 2009; Casas et al., 2016). El alcance de estas prácticas engloba los conocimientos propios de su uso, como alimentario, tecnológico, agrosilvopastoral, simbólico, ornamental y/o medicinal (Heinrich, 2000; Khan et al., 2014). En tal sentido, la etnobotánica puede aportar un valor añadido en cuestiones de desarrollo local, de relación justa y sostenible entre los grupos humanos y la biodiversidad (Kraipeerapun y Thongthaw, 2007; Liu et al., 2014).

Medicina tradicional

El uso de la medicina tradicional es un reflejo de la historia cultural de la población en distintas regiones del planeta y una de las facetas más significativas de los estudios de etnobotánica (Mostacero et al., 2011). Son muchos los estudios que muestran que la mayoría de las especies útiles pertenecen a la categoría de uso medicinal (p.ej. Bennett & Prance, 2000; Balick & Lee, 2001; De la Torre et al., 2008; Bano et al., 2014). Este conocimiento tradicional se ha mantenido a lo largo de los siglos, especialmente en áreas rurales remotas y entre las minorías étnicas de la sociedad moderna, como una necesidad para personas con pocos recursos económicos o con dificultades de acceso a la asistencia médica convencional (Albuquerque et al., 2005; Macía et al., 2005; Lyon & Hardesty, 2012; Wan et al., 2014).

Éste es el caso de Perú y específicamente de la región andina, que ocupa una extensa área con bosques montanos tropicales donde viven comunidades mestizas bajo diferentes condiciones ambientales y factores socioeconómicos, que, en última instancia, determinan sus hábitos de vida y también el uso de plantas medicinales de su entorno (Monigatti et al., 2013) (Figura 1.1). Hoy en día, estos usos siguen siendo cruciales en la forma de vida y supervivencia de la población peruana, especialmente en su ámbito rural. De esta manera, y a pesar del desarrollo de nuevos fármacos, muchas comunidades continúan encontrando en las plantas medicinales una opción (en algunos casos la única) para el tratamiento y la prevención de las principales dolencias y enfermedades que les afligen (Rozzi et al., 2008; Cámara-Leret et al., 2014a; Horák et al., 2015).



Figura 1.1. Algunas de las especies medicinales registradas en las entrevistas realizadas en los Andes nororientales del Perú: A) *Salvia macrophylla* Benth.; B) *Oreocallis grandiflora* (Lam.) R.Br.; C) *Castilleja scorzonerifolia* Kunth; D) *Alonsoa meridionalis* (L. f.) Kuntze; E) *Nasa cuatrecasasii* Weigend; F) *Carica papaya* L.; G) *Momordica charantia* L.; H) *Passiflora ligularis* Juss.; I) *Jatropha macrantha* Müll. Arg.

En concreto, los pobladores del norte de los Andes peruanos mantienen una cultura relativamente común, la cual comparten desde época ancestral integrada en el pasado de una cultura prehispánica, que fue documentada por los cronistas españoles como una cultura famosa por sus hechiceros y curanderos (Schjellerup, 2005) (Fig. 1.2). La denominada “cultura Chachapoya” se localizó en la zona de contacto entre el bosque nuboso de los Andes peruanos nororientales y la cuenca alta del Amazonas (Church & Von Hagen, 2008; Valqui & Ziemendorff, 2016; Ziemendorff, 2019). Estos bosques exhiben evidencias arqueológicas de poblaciones prehispánicas y espectaculares sitios arqueológicos monumentales que datan del siglo XI (Nystrom, 2006) (Fig. 1.3).



Fig. 1.2. Algunos de los informantes expertos entrevistados en este estudio: A) Nilda, B) Horacio y C) Manuel en la ciudad de Chachapoyas; D) Cayetano, E) Juan Antonio y F) Enita en la provincia de Luya; G) Hilder, H) Basilia y I) Víctor en la provincia de Chachapoyas; J) Ludezmila, K) Ubén, L) Nancy y Rosita en la provincia de Bongará; y M) Blanca, N) Leandro y O) Magaly en la provincia de Rodríguez de Mendoza.




Fig. 1.3. Diferentes imágenes del sitio arqueológico preinca Kuelap, ubicado en los Andes nororientales del Perú y próximo a las localidades estudiadas de María y Longuita (provincia de Luya): A) Reconstrucción de una típica casa circular de la cultura “Chachapoya”, B) Muralla que delimita la fortaleza; C) Patrones de diseño distintivo de la cultura Chachapoya usado en las construcciones; D) Bases de viviendas en el segundo nivel de la fortaleza.

Distribución del conocimiento tradicional entre grupos humanos

Las variables más influyentes sobre el mantenimiento o pérdida de los conocimientos tradicionales medicinales están relacionadas con factores socioeconómicos, políticos, tecnológicos, naturales y culturales en las distintas regiones (Hersperger & Bürgi, 2009). Éstas son particularmente significativas en países en desarrollo que conservan más vívidamente tradiciones basadas en recursos naturales (Elisabetskty, 1991; Almeida et al., 2010). Son numerosos los estudios desarrollados en los últimos años que relacionan los factores socioeconómicos y el mantenimiento del conocimiento tradicional sobre el uso de plantas (p. ej. Byg & Balslev, 2007; Mandeel & Al-Laith, 2007; González-Pérez et al., 2013; Vijayakumar et al., 2015). Algunos de estos estudios concluyeron que el conocimiento tradicional sobre plantas medicinales se podría predecir a partir de factores socioeconómicos de la población, haciéndose necesario por tanto un registro detallado de los mismos (Byg et al., 2007; De la

Torre et al., 2012). Por ello en las últimas décadas, el marco socioeconómico ha ido cambiando la vida de las personas en estos países en desarrollo de tal forma que, cuando la situación socioeconómica mejora tanto a escala personal como comunitaria, el resultado suele estar ligado a un mayor riesgo de pérdida de conocimiento tradicional en general y de plantas medicinales en particular (p. ej. Andriamparany et al., 2014).

Las plantas medicinales tienen una relevancia especial en la economía personal de las familias y en la conservación de su cultura, ya que mantienen la salud y son un sustento básico para su supervivencia (Dhar et al., 2002; Reyes-García et al., 2006; Pandey & Shukla, 2008). Al mismo tiempo, la utilización de las plantas medicinales está más próximo a sus tradiciones y su uso y consumo es más barato que el de la medicina occidental alopática (Macía et al., 2005; Pardo-de-Santayana & Macía, 2015). Existe un extenso número de variables socioeconómicas que han sido relacionadas con cambios en el conocimiento tradicional y el conocimiento etnomedicinal, ya que permiten establecer buenos modelos para comprender los patrones de utilización que tienen las sociedades con amplio uso de plantas medicinales y que dependen de sus situaciones socioeconómicas y culturales (Maffi, 2005; Reyes-García et al., 2008). El género, la edad, el nivel educativo o laboral de los pobladores locales, así como la migración y la movilidad laboral, son variables significativas a nivel individual. Son muchos los estudios que señalan a mujeres y grupos de mayor edad como los consignatarios de este conocimiento tradicional sobre plantas medicinales (p. ej. Singhal, 2005; Sher et al., 2015; Koster et al., 2016). Sin embargo, ésta no es la única tendencia observada, ya que también existen trabajos que señalan al género masculino o a grupos de edad intermedia como los mejores conocedores de este conocimiento tradicional (Paniagua-Zambrana et al., 2015; Gómez-Baggethun & Reyes-García, 2013). Además, entre los principales factores socioeconómicos que se han registrado en la pérdida de la utilización de plantas están la sustitución de la educación tradicional por la educación formal (Srithi et al., 2009) y la erosión de las prácticas culturales y de las lenguas locales (Benz et al., 2000). Al mismo tiempo, la educación está en estrecha relación con la ocupación personal, ya que en general, las personas muestran un menor nivel de conocimiento tradicional sobre plantas medicinales en profesiones altamente especializadas (Saynes-Vásquez et al., 2013). Por último, cabe destacar la migración y la movilidad laboral por su incidencia en el mantenimiento del conocimiento tradicional sobre plantas medicinales, principalmente en aquellos informantes que nacieron y vivieron en la misma región durante muchos años (Rudel et al., 2002; Gray et al., 2008). Un claro ejemplo es la persistente migración de la población rural a las ciudades, ocasionada por factores como la falta de empleo y oportunidades o el limitado acceso a infraestructuras básicas, que en definitiva y de modo similar, genera cambios

socioculturales en estas poblaciones (Van Andel & Westers, 2010; Davoren et al., 2016; Kujawska et al., 2017). Sin embargo, estas adaptaciones al nuevo entorno, no cambian el hecho de que los migrantes continúan posicionados en un peldaño socioeconómico inferior con respecto al resto de la población receptora, ubicándose en asentamientos informales periféricos de las urbes (Gilbert & De Jong, 2015). En tal sentido, la nueva situación, a pesar de la nueva cercanía a infraestructuras educativas o sanitarias, obliga a mantener determinadas estrategias de supervivencia, como la utilización de recursos naturales medicinales. Por el contrario, el centro de las ciudades está reservado para familias con mayores capacidades económicas. El precio de estas propiedades en el centro de la ciudad ha aumentado a medida que se implementaron servicios que simbolizan la economía global en este sector central, como bloques de oficinas, centros comerciales, bancos, hoteles, restaurantes gourmet o museos, entre otros (Musterd et al., 2017).

Por otra parte, a nivel de hogar, los factores que tienen influencia a la hora de posicionarse en un escalón socioeconómico más o menos alto son el tamaño de la familia y las posesiones de que disponen, ya sean bienes materiales o productos agropecuarios (Byg & Balslev, 2004; Traoré et al., 2020). El acceso a distintos servicios públicos como la electricidad y los medios de comunicación, el tipo de materiales con el que se construyen las viviendas y su estado de conservación, son factores que dan una idea fiable de la situación socioeconómica del informante (Kinzig et al., 2005; Yackulic et al., 2011). A la postre, el menor acceso a servicios básicos como carreteras pavimentadas, hospitales y grandes mercados facilita el aislamiento de las localidades y, por consiguiente, la conservación de sus sistemas de subsistencia (Zarger & Stepp, 2004) (Fig. 1.4).



Fig. 1.4. Puntos de venta de plantas medicinales en las provincias estudiadas: A) Mercado de Yerbabuena (Luya); B) Herbolario en la ciudad de Chachapoyas; C) Mercado Central de la ciudad de Chachapoyas; D) Mercado de Asunción Goncha (Chachapoyas); E) Herbolario en la ciudad de Pedro Ruíz (Bongará); F) Mercado Central de la ciudad de San Nicolás (Rodríguez de Mendoza).

Significancia del conocimiento tradicional y estrategias de recolección de datos

La indiscutible pérdida del conocimiento tradicional sobre plantas medicinales a nivel global, requiere de las sociedades post-industriales un esfuerzo para su recuperación y documentación con prontitud (Baldauf & Dos Santos, 2013). Además de los factores

socioeconómicos descritos anteriormente, hay otras variables a tener en cuenta en la conservación del conocimiento tradicional. Por una parte, los factores derivados de las políticas y programas nacionales de desarrollo, que tienen una gran influencia en las sociedades rurales (Ramirez, 2007; Negi et al., 2017) y, por otra parte, la continuada destrucción de los distintos tipos de bosque y sus plantas medicinales asociadas (Lizarralde, 2004; Toledo et al., 2010).

El conocimiento tradicional forma el núcleo de la identidad, la herencia cultural y los medios de subsistencia de los pueblos (Pei et al., 2009; Ribeiro et al., 2010). Su transmisión intergeneracional resulta fundamental en la protección de las culturas e identidades, tanto de los pueblos indígenas como de los mestizos. Estos conocimientos son esenciales en la sostenibilidad de sus medios de subsistencia, su resiliencia a las catástrofes naturales y antrópicas (Pieroni et al., 2014; Reyes-García et al., 2014). Además, con estos conocimientos tradicionales se promueve una economía “cultural” más apropiada, justa y sustentable, que ayuda a la conservación de las identidades y la diversidad cultural en el mundo (Singh et al., 2010).

Una labor básica de la etnobotánica es la integración de este conocimiento tradicional con el científico (Ford, 1978). Así, a través de esta disciplina se ha demostrado que el conocimiento tradicional sobre los recursos vegetales locales ayuda a resistir los períodos de escasez y facilita la conservación de la biodiversidad (Pardo-de-Santayana & Macía, 2015). De igual manera, la etnobotánica contribuye directamente al diseño de estrategias de preservación y manejo de los recursos naturales, a través del registro de prácticas y saberes de distintos grupos étnicos (Kala, 2007; Molaes & Ladio, 2009; Kandari et al., 2012; Rodríguez et al., 2018).

Existen numerosas estrategias de recolección del conocimiento tradicional, dependientes de los objetivos y preguntas de investigación del estudio planteado, así como de la población a la que se dirige el estudio (Sieber et al., 2014). Las entrevistas son la principal herramienta usada por los investigadores para extraer información de los pobladores (Albuquerque et al., 2014a) (Fig. 1.5). Sin embargo, el tipo de entrevista, así como el tipo de informante, son factores relevantes a la hora de documentar la sabiduría mantenida en las comunidades de una manera eficaz y acorde a las circunstancias temporales y financieras del estudio en cuestión.



Fig. 1.5. Trabajo de campo y entrevistas en las provincias estudiadas: A) Trapiche tradicional moliendo caña de azúcar (Bongará); B) Reconocimiento de especies en campo (Luya); C) Colecta de plantas con tijeras telescópicas (Chachapoyas); D) Herborizado de plantas medicinales (Chachapoyas); E) Entrevista con un informante experto (Bongará); F) Pesca con atarraya (Rodríguez de Mendoza).

Estructura, objetivos e hipótesis del estudio

Esta memoria de Tesis Doctoral es un compendio de cuatro manuscritos, escritos a modo de artículos científicos, de los cuales uno está publicado, otro está aceptado para su publicación y otros dos permanecen como manuscritos pendientes de enviarse a revistas internacionales. Esta Tesis busca responder diferentes preguntas de investigación sobre etnobotánica de plantas medicinales en diferentes contextos socioeconómicos de los bosques montanos del norte del Perú. Los objetivos generales se describen en esta Introducción y los objetivos específicos en cada uno de los capítulos, respectivamente. El conjunto de la Tesis se estructura en los siguientes siete capítulos:

Capítulo 1. Introducción general de la memoria de Tesis Doctoral.

Capítulo 2. Metodología general del trabajo, incluyendo la descripción del área de estudio, la toma de datos de campo y el análisis de los mismos. El área de estudio general se describe en este capítulo, salvo detalles particulares que se describirán en los capítulos respectivos para su mejor comprensión. Este mismo criterio se sigue para los apartados de Toma de datos y Análisis de datos.

Capítulo 3. *Different patterns in medicinal plant use along an elevational gradient in northern Peruvian Andes.* El objetivo general de este trabajo es comparar los patrones de utilización de las plantas medicinales entre dos regiones florísticas distintas a lo largo de un gradiente altitudinal. Las hipótesis asociadas a este trabajo serían: (i) Las personas con menos recursos económicos tendrán un mayor conocimiento tradicional, que en nuestro estudio se corresponden con los pobladores de las localidades en las tierras altas; (ii) Las mujeres tendrán un conocimiento tradicional sobre plantas medicinales mayor que los hombres, debido a la división del trabajo, ya que las mujeres se dedican principalmente al cuidado de la salud familiar mientras los hombres realizan fundamentalmente labores agrícolas y ganaderas, o trabajan fuera sus localidades; y (iii) Las personas de mayor edad tienen un mayor conocimiento tradicional que los jóvenes debido a su acumulación progresiva de conocimiento a lo largo de sus vidas. Este capítulo se ha publicado en una revista internacional: Fernando Corroto, Óscar A. Gamarra Torres & Manuel J. Macía (2019). *Journal of Ethnopharmacology*, 239: 111924. DOI: <https://doi.org/10.1016/j.jep.2019.111924>.

Capítulo 4. *Understanding the role of socioeconomic variables on medicinal plant knowledge in the Peruvian Andes.* El objetivo general de este trabajo es determinar los patrones de transmisión cultural del conocimiento tradicional usando las plantas medicinales como grupo modelo de estudio. Las hipótesis asociadas a este trabajo serían: (i) Las personas con mayor

nivel educativo, trabajos especializados, tiempos de residencia más cortos en las localidades donde actualmente viven, tendrán un conocimiento tradicional sobre plantas medicinales menor; (ii) Las personas con más recursos económicos, ya sea en forma de medios de transporte y herramientas modernas, acceso a servicios tecnológicos, posesiones ganaderas y tamaño de sus fincas, tendrán un menor conocimiento tradicional en plantas medicinales y sus usos asociados; y (iii) Las personas que viven en localidades más cercanas a lugares turísticos, carreteras pavimentadas, hospitales, grandes mercados y con instalaciones para el tratamiento agua de consumo, tendrán un menor conocimiento tradicional sobre plantas medicinales. Este capítulo es un manuscrito preparado por Fernando Corroto, Óscar A. Gamarra Torres & Manuel J. Macía pendiente de enviar a una revista internacional.

Capítulo 5. *Medicinal plants for rich people vs. medicinal plants for poor people: a case study from the Peruvian Andes.* El objetivo general de este trabajo es analizar los factores que determinan la distribución del conocimiento tradicional en el uso de las plantas medicinales desde una perspectiva socioeconómica e histórica en la ciudad de Chachapoyas. Las hipótesis asociadas a este trabajo serían: (i) Las personas con escasos recursos económicos, que corresponde principalmente a los habitantes de la periferia de la ciudad, tendrán un mayor conocimiento tradicional sobre plantas medicinales; (ii) La mayoría de las especies e indicaciones médicas serán similares en todos los sectores, porque la población de la ciudad de Chachapoyas comparte una cultura similar en origen; y (iii) Las personas con más recursos económicos, que corresponde principalmente a los habitantes del centro de la ciudad, comprarán mayoritariamente las plantas medicinales, mientras que las personas con menos recursos económicos las recolectarán de la naturaleza o las cultivarán de diferentes maneras. Este trabajo es un manuscrito que fue preparado por Fernando Corroto, Jesús Rascón, Elgar Barboza & Manuel J. Macía y está pendiente de enviarse a una revista internacional.

Capítulo 6. *What is the most efficient methodology for gathering ethnobotanical data and for participant selection? Medicinal plants as a case study in the Peruvian Andes.* El objetivo general de este trabajo es evaluar la eficacia en la toma de datos etnobotánicos usando diferentes tipos de informantes y metodologías de entrevista a los mismos participantes. Las hipótesis asociadas a este trabajo serían: (i) Trabajando solo con informantes expertos, obtendremos la mayor parte del conocimiento tradicional sobre plantas medicinales y sus usos de una localidad o región, y además emplearemos menos tiempo para documentarlo; y (ii) El uso de entrevistas estructuradas permitirá obtener más información etnomedicinal de una localidad o región que a partir de entrevistas semiestructuradas. No obstante, las entrevistas estructuradas requieren más tiempo para la obtención de la información que las entrevistas semiestructuradas. Este

capítulo ha sido aceptado para su publicación en una revista internacional: Fernando Corroto & Manuel J. Macía. *Economic Botany* (31 Diciembre 2020).

Capítulo 7. Discusión global

Capítulo 8. Conclusiones generales.

Declaración ética

Esta Tesis Doctoral se realizó de acuerdo con las normas internacionales, nacionales e institucionales de respeto a la biodiversidad y a los derechos humanos. Para ello se siguieron las pautas marcadas por el Convenio de Diversidad Biológica, teniendo en cuenta las directrices de Bonn y el Protocolo de Nagoya (SCBD, 2002, 2011). Se obtuvo un permiso por escrito de los líderes y dirigentes de cada localidad, así como del Gobierno Regional del Departamento de Amazonas y de la Universidad Nacional Toribio Rodríguez de Mendoza de Amazonas en Perú para poder ejecutar el presente trabajo. Asimismo, el consentimiento informado fue solicitado a cada uno de los participantes entrevistados, informándoles de que (1) podrían detener la entrevista en cualquier momento, y (2) el procesamiento de datos sería anónimo. El comité de ética de la Universidad Autónoma de Madrid aprobó esta declaración (CEI 73-1327 a Manuel J. Macía).

Capítulo

2

Metodología general

En esta sección se describen los aspectos generales de la metodología utilizada en los cuatro capítulos que conforman la Tesis Doctoral. Las particularidades del área de estudio en algunos casos, al igual que las metodologías específicas en la toma de datos, así como en el análisis de los mismos se incluyen en las respectivas secciones de “Material y métodos” en cada uno de los capítulos siguientes.

Área de estudio

El trabajo de campo se llevó a cabo en los bosques montanos tropicales del noreste de los Andes de Perú, en el Departamento de Amazonas (Fig. 2.1). Los bosques tropicales montanos, debido a su riqueza de especies son ecosistemas muy complejos estructuralmente (Hemp, 2006). Los patrones de distribución y dominancia de las especies que conforman estos bosques y las causas de su reemplazo entre regiones o a lo largo de gradientes ambientales no son todavía bien conocidos (Vormisto et al., 2004; Pitman et al., 2013). No obstante, es bien sabido que el gradiente altitudinal tiene un papel clave, debido a que la diversidad de especies disminuye con la altitud, especialmente a partir de unos 1500 m, ya que las variaciones climáticas se hacen más marcadas (Gentry, 1988).

En nuestra región de estudio de los Andes, existen claras diferencias florísticas que se relacionan con la diversidad de recursos florísticos medicinales existentes en ambas regiones: bosque pluvial montano, ubicado entre 2500 y 3500 m y bosque muy húmedo montano, entre 1500 y 2500 m (nomenclatura según León et al., 2006). Para nuestro estudio, la región geográfica se definió en dos ecorregiones bien diferenciadas: tierras altas (entre 2500 y 3500 m) y tierras bajas (entre 1500 y 2500 m). En cada ecorregión, estudiamos dos áreas y tres localidades por área. En las tierras altas fueron: (1) la cuenca alta del río Utcubamba en la provincia de Luya y las localidades de Longuita, María y Yomblón; y (2) la cuenca alta del río Imaza en la provincia de Chachapoyas y las localidades de Granada, Olleros y Quinjalca (Fig. 2.1). Esta ecorregión se caracteriza principalmente por una vegetación arbustiva y extensos pastizales en una topografía escarpada. El estado de conservación es mejor que en las tierras bajas, pero comúnmente alterado por pastos para la ganadería y actividades agrícolas de pequeño tamaño (Young y León, 1988; Encarnación y Zárate, 2010). En las tierras bajas, las dos áreas y tres localidades estudiadas por área fueron: (1) la cuenca media del río Leiva en la provincia de Rodríguez de Mendoza y las localidades de Totorá, Santa Rosa y Huambo; y (2) la cuenca media del río Utcubamba en la provincia de Bongará y localidades de Valera, Cuispes y San Carlos. El estado de conservación de esta ecorregión es discontinuo, con pequeños

parches de bosque bien conservado, pero la mayoría de las áreas están deforestadas y en la actualidad son pastos para uso ganadero y agrícola (Schjellerup et al., 2009).

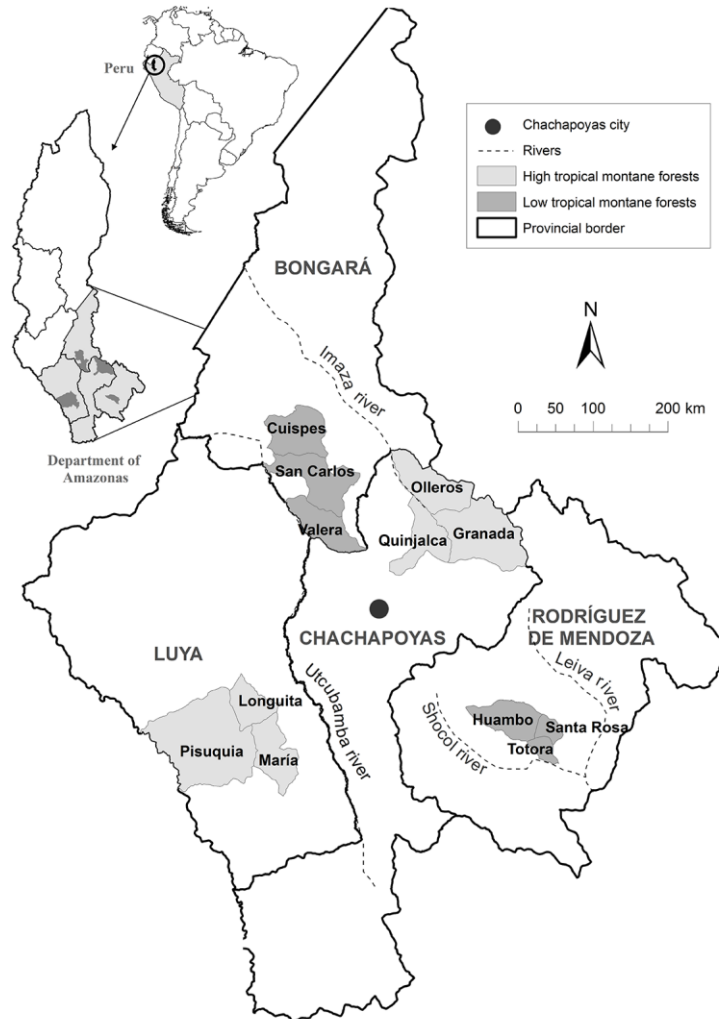


Fig. 2.1. Mapa del área de estudio en los Andes del norte del Perú que muestra las dos ecorregiones (bosques montaños tropicales altos y bajos), las cuatro áreas y las 12 localidades donde se recopilieron usos de plantas medicinales en 600 entrevistas (Publicado en Corroto et al., 2019; ver Anexo A).

Todas y cada una de estas localidades se eligieron en relación a sus características geográficas y al desarrollo económico regional. Además, se siguieron los siguientes criterios: (1) la población en cada localidad no excede de los 1000 habitantes, (2) las localidades están habitadas por poblaciones mestizas, culturalmente similares entre sí y dedicadas principalmente a la agricultura y la ganadería. En ambas ecorregiones existe un clima estacional que alterna una estación húmeda entre noviembre y mayo, con una estación seca los meses restantes del

año. Los promedios anuales de precipitación y temperatura son algo más bajos en las tierras altas, 780 mm y 14 °C, con respecto a las tierras bajas, 900 mm y 19 °C (SENAMHI, 2019).

La principal fuente de ingresos de la población de las tierras altas, la obtienen a partir de la ganadería de vacuno y se complementa con cultivos de hortalizas a pequeña escala, como maíz, judías y patatas. Tienen difícil acceso a infraestructuras de comunicación adecuadas, acceso limitado a los servicios básicos de salud y al suministro de agua potable. El hospital más cercano está ubicado en la ciudad de Chachapoyas y se tarda en llegar de tres 3 a 5 horas dependiendo de las condiciones del camino. Por el contrario, la población de las tierras bajas se dedica principalmente a los cultivos intensivos de café, maíz y caña de azúcar, que a veces se complementa con la tenencia de ganado diverso, incluyendo vacas, cerdos y ovejas. Tienen la posibilidad de pescar en ríos y lagos y comercializar los recursos extraídos en mercados regionales. En general, tienen mejores infraestructuras de comunicación, con servicios de salud y hospitales cercanos, plantas de tratamiento de agua potable y en general, los pobladores tienen condiciones económicas más prósperas que la población de las tierras altas. Los habitantes de las seis localidades de las tierras altas se estiman en 3025 habitantes, mientras que los de las seis localidades de las tierras bajas se estiman en 5865 habitantes (INEI, 2015).

Toma de datos

Se realizaron 50 entrevistas semi-estructuradas en cada una de las 12 localidades descritas, lo que supuso un total de 600 entrevistas, desde julio de 2016 hasta mayo de 2017. Para recoger esta información etnobotánica de plantas medicinales, dividimos a los participantes en dos grupos: (1) informantes expertos ($n = 77$ informantes), que fueron seleccionados por las autoridades de cada localidad como aquellos reconocidos por los propios habitantes de cada localidad como los depositarios de los conocimientos tradicionales sobre plantas medicinales; y (2) informantes generales ($n = 523$), que fueron el resto de la población de cada localidad, con los que trabajamos en sus hogares, entrevistando a un miembro de la mayor parte de las diferentes familias (casas) de cada sitio, para reunir tanta información distinta como fuera posible y para cubrir una mayor parte de la población local. En cada localidad, primero se entrevistaron a los informantes expertos mediante la metodología “walk in the woods interviews”, para reunir información etnomedicinal en el campo dedicando entre 1 y 3 días con cada informante, y anotando nombres comunes locales, indicaciones medicinales y colectando las plantas en sus hábitats. Cuando terminamos el trabajo con los informantes expertos en cada localidad, enumeramos todas las plantas medicinales, nombres comunes y enfermedades y dolencias mencionadas. Al hacerlo, obteníamos una imagen completa de la diversidad vegetal

y usos medicinales de la localidad en cuestión. A continuación, se entrevistaron los informantes generales en sus propios hogares. Dentro de cada localidad, buscamos un equilibrio en cuanto a género y edad. Los informantes fueron divididos en cinco grupos de edad: 18-30, 31-40, 41-50, 51-60 y >60 años. En la localidad de Granada solo pudimos entrevistar a un informante >60 años. Esta metodología se utilizó en los capítulos 3, 4 y en la primera parte del capítulo 6.

Posteriormente, esta misma metodología de entrevistas semi-estructuradas fue usada en el estudio llevado a cabo en la ciudad de Chachapoyas (Capítulo 5). En este caso se entrevistaron 150 informantes generales en tres sectores de la ciudad, por lo que se completaron otras 450 entrevistas semi-estructuradas. Estas entrevistas se realizaron después de las efectuadas en las 12 localidades previas y debido a que la ciudad de Chachapoyas se encuentra en la misma región ya descrita, se compartieron muchas especies de plantas medicinales, y por tanto no se realizó un estudio previo con informantes expertos.

Además de las entrevistas de los capítulos 3, 4 y 6 realizadas para obtener información de plantas medicinales, se realizaron otras entrevistas a todos los participantes para obtener información socioeconómica a nivel individual, familiar y de la propia localidad, obteniendo información de 21 factores socioeconómicos. A nivel individual incluimos género, edad, educación, ocupación, situación migratoria y tiempo de residencia en la región. A nivel de familia estudiamos el tamaño de la familia, medios de transporte, posesión de herramientas, acceso a servicios tecnológicos, número y tamaño de la granja y calidad de la casa. Finalmente, a nivel de localidad, analizamos la proximidad a carreteras pavimentadas, hospitales, grandes mercados, lugares turísticos y tratamiento de aguas para consumo humano. De manera similar, estas entrevistas se realizaron en la ciudad de Chachapoyas (Capítulo 5).

Todas las especies colectadas durante las salidas de campo en las localidades visitadas, junto con las especies adquiridas en herbolarios, mercados y huertos particulares de la ciudad de Chachapoyas fueron identificadas y están depositadas en el Herbarium Truxillense (HUT), perteneciente a la Universidad Nacional de Trujillo (Perú). Un duplicado de todas estas colecciones fue depositado en el Herbario de la Universidad Nacional Toribio Rodríguez de Mendoza de Amazonas en la ciudad de Chachapoyas.

Los nombres científicos siguieron The Plant List (The Plant List, 2018) y para la clasificación taxonómica de familias se siguió la del Angiosperm Phylogeny Group IV (Byng et al., 2016).

Análisis de datos

Todos los usos medicinales reportados durante las entrevistas se clasificaron en 18 categorías medicinales siguiendo estándares internacionales (WONCA, 2005), y adaptándolo a zonas tropicales siguiendo las categorías derivadas de enfermedades culturales, rituales o mágicas propuestas por Macía et al. (2011) y Gruca et al. (2014).

Para evaluar el conocimiento tradicional de las plantas medicinales en las 12 localidades estudiadas utilizamos cuatro indicadores etnomedicinales: 1) el número de especies de plantas medicinales (NSP); 2) el número de usos de plantas medicinales (NMU), que se define como el uso de una parte de la planta de una especie asociada a una categoría medicinal y a una indicación médica específica; 3) el número de registros de uso de plantas medicinales (NUR), que corresponde a la suma de todos los usos medicinales definidos previamente para cada informante; y (4) número promedio de usos por especie. Estos indicadores fueron usados en los capítulos 3, 4 y 6 de la presente Tesis Doctoral.

Con el objetivo de evaluar posibles diferencias significativas entre algunos de los factores analizados, por ejemplo, entre las tierras altas y las tierras bajas, y entre hombres y mujeres en el capítulo 3 y entre los dos tipos de entrevista (semi-estructurada y estructurada) en el capítulo 6, se utilizaron modelos lineales mixtos generales y su correspondiente prueba post hoc LSD Fisher de comparaciones múltiples ($p < 0.05$). Se realizaron modelos lineales generalizados con distribución binominal negativa para buscar una posible relación entre diferentes variables socioeconómicas de diferentes niveles utilizando los criterios expuestos en Paniagua-Zambrana et al. (2014). Pero los detalles específicos del análisis de datos para cada capítulo, se detallan en cada uno de ellos, respectivamente.

Capítulo

3

Different patterns in medicinal plant use along an elevational gradient in northern Peruvian Andes

Este capítulo se ha publicado en una revista internacional: Fernando Corroto, Óscar A. Gamarra Torres & Manuel J.

Macía (2019). *Journal of Ethnopharmacology*, 239: 111924.

DOI: <https://doi.org/10.1016/j.jep.2019.111924> (Ver Anexo A)

Abstract

Through the study of mestizo people that share a common culture in a large geographic region and where traditional knowledge (TK) is still poorly documented, we compared medicinal plant use in the northern Andes of Peru. The aims of the study were: (1) To compare patterns of the distribution of TK for a human group living between two ecoregions: high tropical montane forests vs. low tropical montane forests; (2) to understand the TK at the gender level; and (3) to analyse TK transmission over five generations. The study was conducted in two ecoregions, four areas and 12 localities. We gathered information with 600 participants through semi-structured interviews. We worked with 3–7 expert informants per locality using the “walk in the woods” methodology for gathering ethnomedicinal information in the field. We annotated local vernacular names, medicinal indications, and collected the plants in their habitats. Then we interviewed the rest of the participants in their homes. To evaluate significant differences between highlands and lowlands, we use general mixed linear models test and its corresponding post hoc LSD Fisher test of multiple comparisons ($p < 0.05$) at ecoregion, gender and generation level. A total of 416 species belonging to 107 plant families and 13898 use-reports were found in both ecoregions. Overall, significant differences indicated that people in the highlands had higher TK than people in the lowlands for most of the medicinal categories. Women showed higher knowledge on medicinal plants in all medicinal categories and areas in both ecoregions. However, transmission of TK showed different patterns between ecoregions. In the highlands, the TK increased from the youngest to the senior group (51–60 years), with a slight decreasing for those over 60 years, whereas in the lowlands the findings were less clear and generations with highest TK were divergent across localities. TK on medicinal plants is still widely applied in the tropical montane forests of northern Peru. The localities with less prosperous socioeconomic development (highlands) were the areas with higher TK on medicinal plants. Women are mainly the depositories of the traditional medicine. The older generations maintain most of the TK in the highlands, whereas in the lowlands the TK is more widespread across generations. Future conservation programs on medicinal plants should understand who are the generations depositories of the TK before dedicate any effort.

Introduction

The traditional medicine based on plants has been maintained through history, especially in remote rural areas and among ethnic minorities of modern society, as a necessity for people with few economic resources or inaccessible medical assistance (Macía et al., 2005; Heinrich et al., 2006; Leonti & Casu, 2013). Nowadays, there are clear evidences of the fading of traditional knowledge (TK in the following) indicating that the chain of oral transmission between generations is breaking (Reyes-García et al., 2013a; Paniagua-Zambrana et al., 2016). In response, the World Health Organization has among its objectives for the 2014–2023 decade, the recovery of popular knowledge about medicinal plants as an alternative for primary health care, mainly in the poorest regions of developing countries (WHO, 2013).

This is the case of Peru, with at least 3000 species of medicinal plants documented (Mostacero et al., 2011). In the last decade the number of studies on medicinal plants has significantly increased in the country, and specifically in the Andean region (e.g. De la Cruz et al., 2007; Bussmann & Glenn, 2010; Mathez-Stiefel et al., 2012; Gonzales et al., 2014), although the eastern flank of the northern Andes is still scarcely studied (Bussmann & Sharon, 2006; Schjellerup et al., 2009).

In the tropical montane forests of northern Peru are living mestizo communities under different environmental conditions and socio-economic factors, which determine their life habits and also the use of medicinal plants in their surroundings. Along more than 2000 m in elevation, people have a culture relatively common that shares common human ancestors integrated into the territory of the prehispanic culture (Monigatti et al., 2013).

Generally, gender and age are key factors which determine the distribution of TK (Lambaré et al., 2011; Sousa Júnior et al., 2013). Women are the main vehicle for transmitting this knowledge in rural societies because they usually assume the main responsibilities of child and elders care (McDade et al., 2007; Wayland & Walker, 2014) although men showed a greater TK in some cases (e.g. Albuquerque et al., 2011; Paniagua-Zambrana et al., 2014). On the other hand, elder people are commonly the depositaries of ethnobotanical wisdoms and customs due to their accumulation of knowledge over time (Upadhyay et al., 2010). However, this knowledge can be evenly distributed among several age groups, even showing higher records in younger age groups by vertical, horizontal or oblique TK transmission (Idolo et al., 2010; Almeida et al., 2015).

In this work we have three objectives: (i) to compare the use of medicinal plants for a human group with a similar culture and living between two ecoregions: high tropical montane forests

vs. Low tropical montane forests. We hypothesize that people with less economic resources and possibilities of resource exploitation will have greater traditional knowledge, which corresponds to the communities living in the highlands (Vandebroek, 2010); (ii) to analyze the distribution of TK on medicinal plants and gender equality between the two ecoregions. We expect women have a greater TK than men, due to the division of labour, where women mainly dedicate to the family health care whereas men mainly carry out agricultural and livestock work, or work outside their localities (Pfeiffer & Butz, 2005; Sher et al., 2015); and (iii) to understand the TK transmission over generations: 18–30, 31–40, 41–50, 51–60, >60 years old between ecoregions. We expect elders have a greater TK than youngsters due to their progressive accumulation of knowledge along their lives (Koster et al., 2016).

Material and methods

Study area

The study area has been previously described in Chapter 2 (Methodology), which includes the location map (Fig. 2.1).

Data collection

The full description of the data collection methods was included in the Chapter 2: Metodología general, Toma de datos section.

Data analysis

All the medicinal indications were classified into 18 categories following international standards (Cook, 1995) with additional modifications to adapt them to tropical regions and to include properly cultural diseases (Macía et al., 2011; Gruca et al., 2014) (Appendix 3.1). To evaluate TK on medicinal plants across localities, we used four ethnomedicinal indicators: total number of useful plant species, medicinal uses, medicinal use-reports, and average number of uses per species. We define (1) a “medicinal use” as the use of a plant part of a species that is associated with a medicinal category for a particular disease or ailment (Paniagua-Zambrana et al., 2014); and (2) a “medicinal use-report” as the medicinal use defined previously and associated to an informant. To evaluate possible significant differences between highlands and lowlands, we use the 15 medicinal categories with the highest number of use-reports (200 or more) using general mixed linear models and its corresponding post hoc LSD Fisher test of multiple comparisons ($p < 0.05$). Similarly, we run analyses to compare TK between women

and men. Finally, to analyze TK transmission between age groups, we used the average percentages of use-reports per generation in mixed general linear models across localities. All analyses were performed in R 3.4.0. (R Development Core Team, 2020).

Results

Distribution of TK along the elevational gradient

A total of 13898 use-reports, 3720 medicinal uses and 416 species belonging to 107 families were found in 600 interviews conducted in four areas, and 12 localities of two different ecoregions in the montane forests of northern Peru. Medicinal plants and uses are shown in the Appendix 3.2. Comparatively, 354 species and 8628 use-reports were mentioned in the highlands and 326 species and 5270 use-reports in the lowlands (Table 3.1). The most representative families in the highlands were Compositae (12.3% of total use-reports), Lamiaceae (10.7%) and Solanaceae (6.3%), whereas in the lowlands were Lamiaceae (13.5%), Compositae (9.8%) and Rutaceae (7.3%). The most cited species in the highlands were *Minthostachys mollis* (Benth.) Griseb. (3.7% of total use-reports), *Matricaria recutita* L. (3.6%) and *Citrus limon* (L.) Osbeck (2.8%), whereas in the lowlands were *Minthostachys mollis* (6.2%), *Citrus limon* (3.3%) and *Ruta chalepensis* L. (2.4%). On the other hand, the most versatile species in the highlands were *Citrus limon*, cited for uses in 15 medicinal categories, followed by *Erythroxylum coca* Lam. and *Ruta chalepensis*, both cited in 14 medicinal categories. Similarly, in the lowlands the most versatile species were *Citrus limon*, cited for uses in 14 medicinal categories, followed by *Matricaria recutita* and *Ruta chalepensis*, both cited in 11 medicinal categories. The species *Sambucus peruviana* Kunth, *Ullucus tuberosus* Caldas, and *Physalis peruviana* L. were highly used in the highlands and just marginally used in the lowlands, whereas *Bixa orellana* L., *Passiflora edulis* Sims and *Ocimum basilicum* L. were highly used in the lowlands and rarely in the highlands.

In general terms, people in the highlands had higher TK than in the lowlands, according to the four ethnomedicinal indicators used (Table 3.1). Rodríguez de Mendoza (lowlands) was the area that showed the lowest numbers of TK. In Bongará (lowlands), we found a higher number of plant species than in Chachapoyas (highlands), but the other three ethnomedicinal indicators were lower. Within the highlands, Luya scored higher in three out of the four indicators, only surpassed by Chachapoyas in the number of use-reports.

In the highlands, 12 out of 18 medicinal categories showed higher number of use-reports than in the lowlands with *Digestive*, *General ailments*, *Nervous* and *Respiratory systems* cited

more than double (Figs. 3.1.A, 3.1-E, 3.1-F and 3.1-H). The remaining six medicinal categories scored higher in the lowlands, but most of them were among the categories with the lowest number of use-reports. *Cultural diseases and disorders* (Fig. 3.1-B) and *Ritual and magic uses* (data not shown) showed slightly higher values in the lowlands. The two areas in the highlands showed similar values of use-reports: Chachapoyas scored higher in nine categories whereas Luya did so in the other nine categories. However, in the lowlands, Bongará showed higher values of use-reports in all categories compared to Rodríguez de Mendoza.

Table 3.1. Ethnomedicinal data gathered in two ecoregions, four areas, and 12 localities of the tropical montane forests of northern Peru

Ecoregion	Areas	Localities	No. plant species	No. medicinal uses	No. use-reports	Average (\pm SD) number of uses per species	No. men interviewed	No. women interviewed	
High tropical montane forests (2500-3500 m)	All	All	354	2636	8628	5.9 (\pm 2.3)	152	148	
		Chachapoyas	254	1192	4806	4.0 (\pm 2.4)	75	75	
		Granada	145	457	1459	2.9 (\pm 2.6)	25	25	
		Olleros	190	598	1613	2.8 (\pm 2.6)	27	23	
	Luya	Quinjalca	189	598	1734	2.7 (\pm 2.2)	23	27	
		All	301	1673	3822	4.7 (\pm 2.5)	77	73	
		María	190	648	1244	3.0 (\pm 2.6)	27	23	
		Longuita	221	707	1246	2.8 (\pm 2.4)	24	26	
		Yomblón	210	729	1332	3.0 (\pm 2.9)	26	24	
		All	326	1638	5270	4.2 (\pm 2.2)	149	151	
	Low tropical montane forests (1500-2500 m)	All	All	273	1187	3306	3.7 (\pm 2.1)	75	75
			Bongará	183	557	1258	2.6 (\pm 2.4)	25	25
		Cuispes	175	476	1307	2.4 (\pm 2.0)	25	25	
		San Carlos	192	491	741	2.4 (\pm 2.2)	25	25	
Rodríguez de Mendoza		Valera	223	689	1964	2.7 (\pm 1.5)	74	76	
		All	145	282	613	1.7 (\pm 1.3)	26	24	
		Santa Rosa	146	332	995	2.0 (\pm 1.6)	23	27	
		Totora	121	242	356	1.9 (\pm 1.3)	25	25	
		Huambo							

Significant statistically differences were found in seven out the 15 most cited categories along the elevational gradient: *Digestive system*, *General ailments*, *Muscular-skeletal system*, *Nervous system*, *Respiratory system*, *Sensory system* and *Skin and subcutaneous tissue* (Figs. 3.1-A, 3.1-D, 3.1-E, 3.1-F, 3.1-H, 3.1-K and 3.1-L). All these categories scored higher in the highlands. Among the eight categories that did not have significant statistically differences between ecoregions, three of them showed higher percentages of use-reports in the lowlands (*Blood and cardio-vascular system*, *Cultural diseases and disorders*, and *Dental health*) (Figs. 3.1-B, 3.1-M and 3.1-N), and five categories in the highlands (*Infections and infestations*, *Pregnancy birth and puerperium*, *Reproductive system and reproductive health*, *Urinary system* and *Other uses*) (Figs. 3.1-C, 3.1-G, 3.1-I, 3.1-J and 3.1-O).

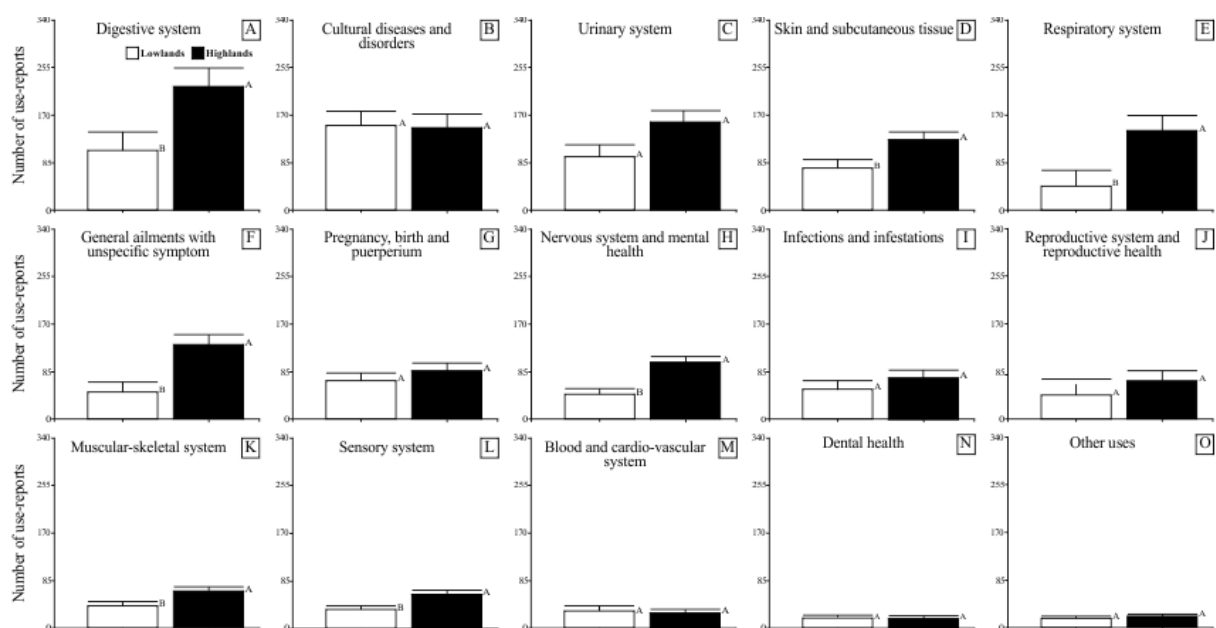


Fig. 3.1. Mean percentage of medicinal plants use-reports found comparatively in low tropical montane forests and high tropical montane forests based on 600 interviews in northern Peru. Letters (A, B) indicate significant differences based on general mixed lineal models and its corresponding post hoc LSD Fisher test ($p < 0.05$).

Gender distribution of TK on medicinal plants

Overall, women showed a higher percentages of use-reports in all medicinal categories and areas in both ecoregions with the exception of *Cultural diseases and disorders* in Luya province (Fig. 3.2-B), and *Muscularskeletal system* and *Urinary system* in Luya and Rodríguez de Mendoza (Fig. 3.2-C). We found significant statistically differences in the distribution of TK between men and women in all medicinal categories except in *Cultural diseases and disorders*, *Dental health* and *Muscular-skeletal system* (Figs. 3.2-B, 3.2-N and 3.2-K). Women cited more

than double use-reports than men in the categories of *Blood and Cardio-vascular system*, *Pregnancy, childbirth and puerperium* and *Reproductive system*, with the exception of Luya province (Figs. 3.2-G, 3.2-J and 3.2-M). This was also the case in *Metabolic system* and

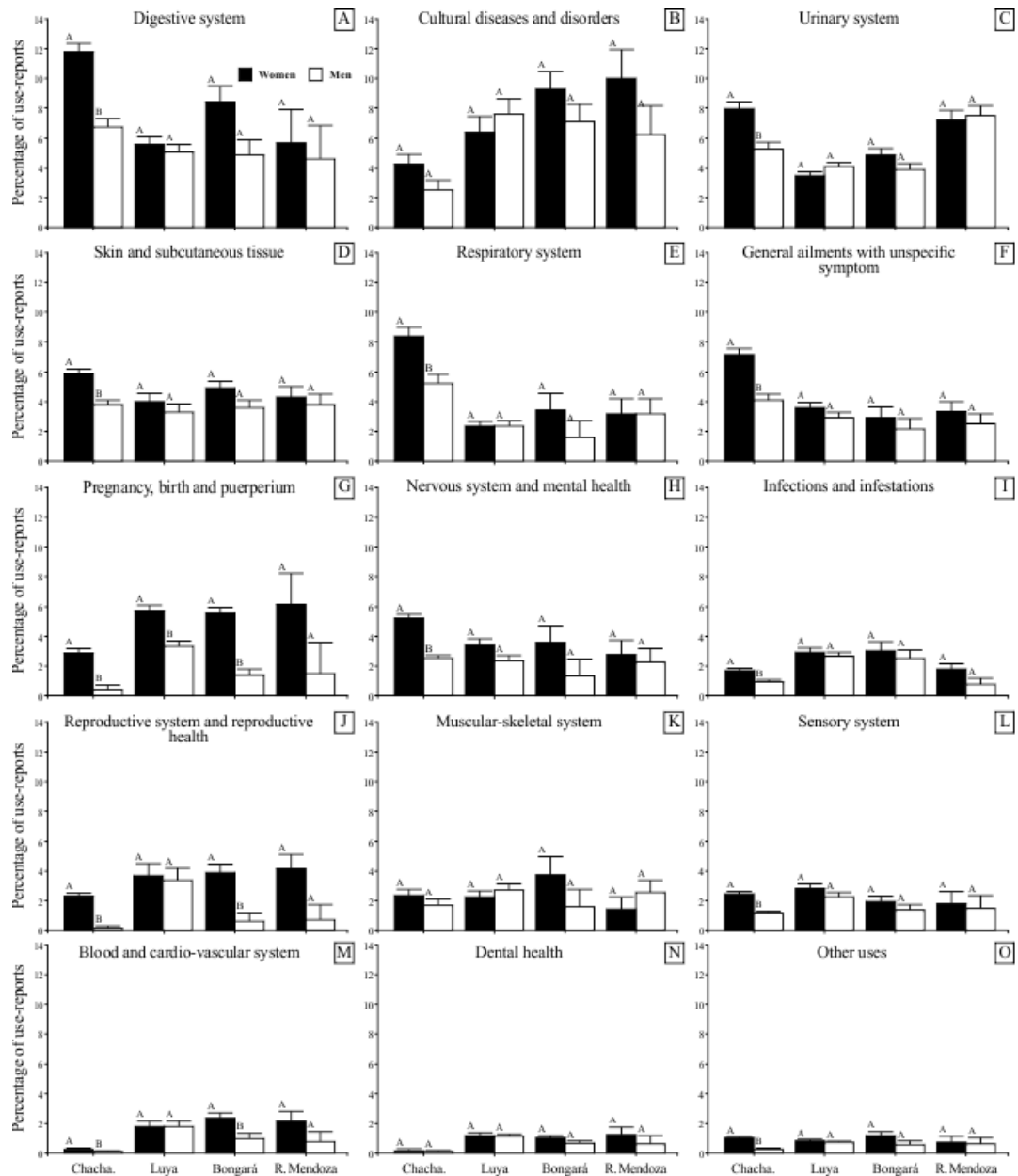


Fig. 3.2. Mean percentage of medicinal plants use-reports analyzed between women and men for four areas and the 12 localities in northern Peruvian Andes. Letters (A, B) indicate significant differences based on general mixed lineal models and its corresponding post hoc LSD Fisher test ($p < 0.05$).

Ritual and magical uses (data not shown). Basically, women and men used the same most versatile medicinal species. The most used species by women were *Minthostachys mollis* (2.5%

of total use-reports), *Matricaria recutita* (1.9%), *Citrus limon* (1.6%) and *Ruta chalepensis* (1.6%), whereas by men were similar: *Minthostachys mollis* (2.1% of total use-reports), *Citrus limon* (1.4%), *Matricaria recutita* (1.2%) and *Plantago major* L. (1.2%).

TK transmission across age groups

In the highlands, the TK of medicinal plants increased from the youngest (18–30 years) to the senior group (51–60 years), with a slight decreasing for those over 60 years in all localities (Figs. 3.3-A–F) where statistically significant differences were found across groups. In the lowlands, the findings were less clear. In the Totora and Huambo localities, the pattern was similar to the highlands (Figs. 3.3-K–L), but was not statistically significant. However, in two other localities (Cuispes and San Carlos), the highest TK was recorded in the elders age group (Figs. 3.3-G and 3.3-H), whereas in Valera and Santa Rosa, the highest TK was reported in the middle age groups (Figs. 3.3-I and 3.3-J), although only in two of these cases were statistically significant (Figs. 3.3-H and 3.3-I). It is surprising the high percentage of use-reports found in Valera for the senior group (51–60 years), which represented more than double than the other four groups (Figs. 3.3-I). *Minthostachys mollis*, *Matricaria recutita* and *Citrus limon* were the three species most highly used across generations. *Plantago major* was very used for the three younger age groups, whereas *Melissa officinalis* L. was so for the 31–50 years generation, and *Erythroxylum coca* and *Sambucus peruviana* for the 41–60 age groups.

Discussion

Elevational gradient

Traditional medicine is still widely practiced in the tropical montane forests of northern Peru. We found a higher number of medicinal species and medical indications than previous studies in other Andean regions of the country (Hammond et al., 1998; De la Cruz et al., 2007; Huamantupa et al., 2011; Monigatti et al., 2013; Gonzales et al., 2014). Several factors can explain these results including the large area covered in our study, the stratified sampling across different age groups, the gender balance of the interviewers, the high number of informants, and the special focus posed on the expert informants.

The TK on medicinal plants was higher in the highlands than in the lowlands, which accept our first hypothesis. This can be explained by at least four variables. First, the socio-economic factors differentiate clearly the population in the ecoregions, being the lowlands more prosperous with permanent crops, land suitable for forestry production, fishing areas

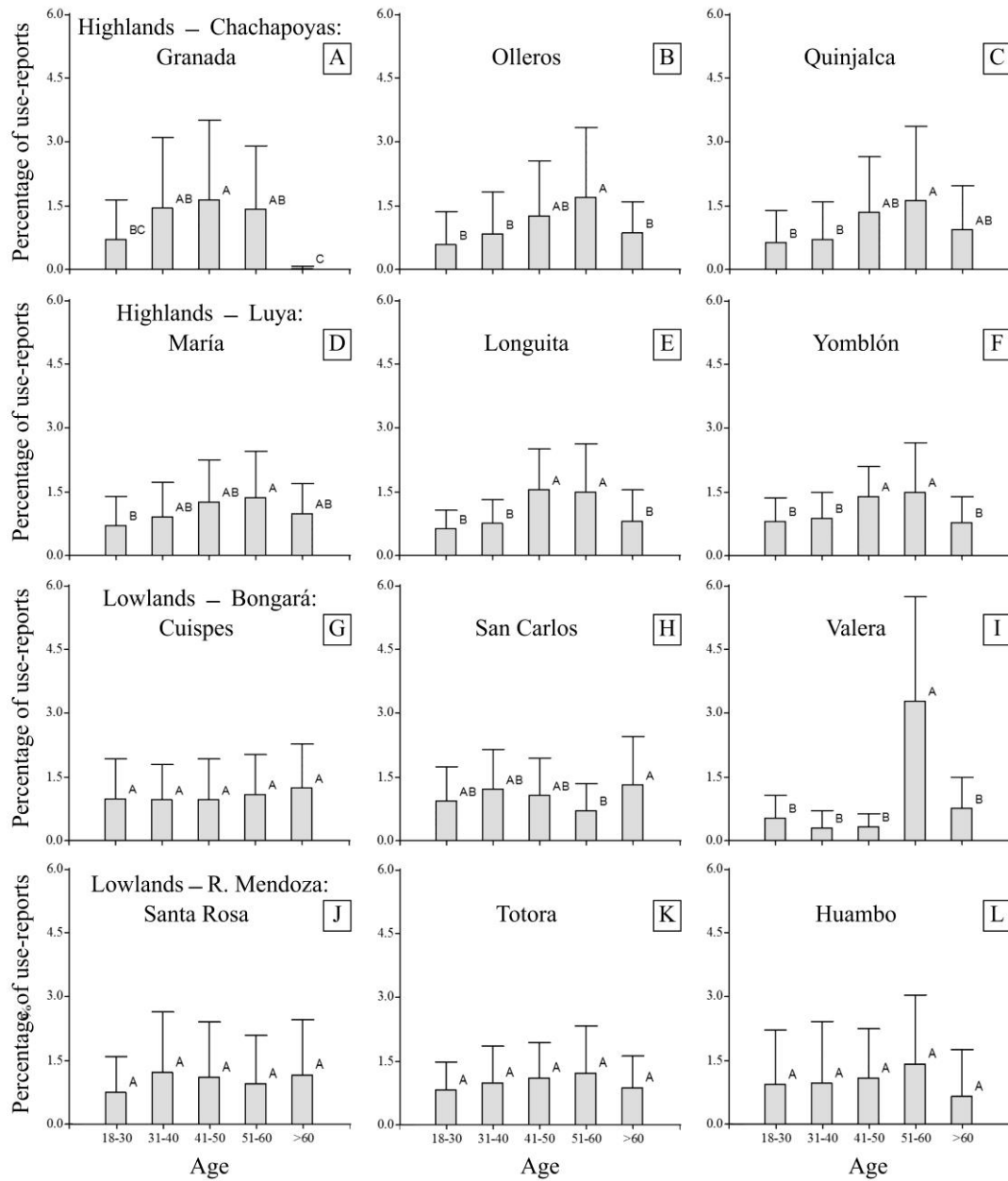


Fig. 3.3. Mean percentage of medicinal plants use-reports broken down by five age cohorts in six localities in the highlands (A–F) and six localities in the lowlands (G–L) in the northern Andes of Peru. Letters (A, B, C) indicate significant differences based on general mixed lineal models and its corresponding post hoc LSD Fisher test ($p < 0.05$).

and greater economic income coming from tourism (Almeida et al., 2010). On the contrary, the economic resources in the highlands are more scarce, with predominance of subsistence crops or based on milk production of extensive beef cattle farming. So, areas with greater socio-economic development tend to be areas with lower TK on medicinal plants, such as the case of Rodríguez de Mendoza, that also have been reported in other studies (Kunwar & Bussmann, 2008; Lira et al., 2009; Vandebroek, 2010). Second, migration processes to urban areas. In the lowlands it took place mainly from the 90s, whereas in the highlands occurred only from the

last decade (INEI, 2008, 2009). Migration use to cause rapid cultural and socio-economic changes that usually produce the loss of TK from one generation to the next (Takasaki et al., 2001; Reyes-García et al., 2013b), which surely occurred in the lowlands by a reduction in the use of medicinal plants. Third, the isolation of the localities in the highlands and the lack of health services and infrastructures resulted in a more prominent use of the traditional medicine as previously have been reported in other studies (Benz et al., 2000; Byg et al., 2007; Leonard et al., 2015). Fourth, the environmental conditions of the two ecoregions. In the highlands, the population is living in a more adverse and extreme climatic conditions than the population in the lowlands, and probably have produced more ailments and disorders of the *Respiratory system* (De la Cruz et al., 2007), and General diseases, such as fever and headache (D'Arcy, 2004). At the same time, remedies for disorders and diseases of the *Digestive* and *Urinary systems* were mainly found in the highlands. This can be explained because they have not implemented water treatment for human consumption that surely affect more assiduously to their gastrointestinal and urinary problems (Collins et al., 2006; Pareek and Kumar, 2013). Concerning *Cultural diseases and disorders*, TK was widely shared in both ecoregions with slightly higher values in the lowlands. This medicinal category includes diseases like *susto*, *gentil*, *tacsho*, *tijte*, *pulsario*, *shucaque*, *shadow* or *dispela* that came from traditional Andean medicine and are not treatable with the conventional medicine. However, traditional medicine treats them with medicinal plants (e.g. Macía et al., 2005; Mathez-Stiefel et al., 2012; Gonzales et al., 2014).

In contrast with the results found in the provinces of Rodríguez de Mendoza and Chachapoyas, the localities of Bongará (lowlands) showed a similar TK than the localities of Luya (highlands). This can be explained by geographic, touristic and commercial factors. First, the road communication between the localities in Bongará and the localities in Luya (with the exception of Yomblón), has been recently paved and then has enabled the communication of people between both areas, generating a flow of information that also facilitates the exchange of TK. Second, both areas have the two most visited tourist sights in the Department of Amazonas: Kuélap prehispanic archaeological complex in Luya and the Gocta waterfall (771 m) in Bongará. These two tourist attractions have produced an increase in the number of visitors in these two provinces, which have increased the services offered and therefore have produced better economic development among its inhabitants, respectively. Third, one of the most important street markets in the ecoregion is weekly organized between the two areas, and regularly attracts merchants and buyers from the six locations, which again facilitate the transfer

of knowledge and could have conformed a major similarity in TK between the areas (Gazzaneo et al., 2005).

The most cited plant families in our study are included among the most important in other Andean medicinal plants works, being Compositae as the family with the highest number of medicinal species, and Lamiaceae, Solanaceae and Leguminosae among the most important families (e.g. Fernandez et al., 2003; Tene et al., 2007). The same applies for the most used species in both ecoregions. *Minthostachys mollis*, *Matricaria recutita*, *Ruta chalepensis*, *Citrus limon*, *Plantago major* and *Erythroxylum coca* are commonly cited in any Andean ethnomedicinal work for similar uses (e.g. Bussmann & Sharon, 2006; Armijos et al., 2014; Gonzales et al., 2014). On the other hand, species more suitable in the highlands such as *Sambucus peruviana*, *Ullucus tuberosus* and *Physalis peruviana* or species prevalently found in the lowlands such as *Bixa orellana*, *Passiflora edulis* and *Ocimum basilicum* showed great use differences between ecoregions. These differences can be explained by the easier availability of these species in one of the ecoregions and the prevalence of diseases associated to each ecoregion (Monigatti et al., 2013).

Gender and TK

Women are the keepers of the traditional medicinal knowledge in northern Peruvian Andes and therefore our hypothesis is accepted. This can be explained because women workplace is usually linked to their home, taking care of children and the elders, and to their homegardens and orchards (Coelho-Ferreira, 2009; Baliano et al., 2015). Often these homegardens are reservoirs of medicinal plants that women use as a family medicinal resource in most Andean societies (Finerman & Sackett, 2003). Many earlier studies conducted in the Andean regions are in line with our hypothesis, indicating that women are the main connoisseurs and transmitters of this TK in these countries (e.g. Perry & Gesler, 2000; Arango, 2004; Gonzales et al., 2014; Zambrano et al., 2015). The role of women is almost exclusive in the application of medicinal plants in some domains, such as *Pregnancy, birth and puerperium* and *Reproductive system* (Vandebroek et al., 2010; Malan & Neuba, 2011; Barreto & Schultze-Kraft, 2014). This knowledge is only limited to expert men informants in our study. However, there are other works in which men showed a greater TK on medicinal plants which resulted from the division of responsibilities (Paniagua-Zambrana et al., 2014) or due to their greater participation in agriculture or livestock activities (Vandebroek et al., 2004b; Albuquerque et al., 2011). So future conservation programs should mainly focus on women to preserve the traditional medicine in this Andean ecoregions.

Age and transmission of TK on medicinal plants

In the highlands and some localities of the lowlands, the TK on medicinal plants increased from the youngest to the seniors and then decreasing progressively to the elders, so our hypothesis that elders have a greater TK than younger is only partially accepted. This general pattern is also found in other studies throughout the world where older people are less affected by external influences, and therefore maintain their beliefs and TK acquired in the past (Byg & Balslev, 2004; Zabihullah et al., 2006; Srithi et al., 2009; Menendez-Baceta et al., 2014; Paniagua-Zambrana et al., 2016). Nevertheless, there is a lack of consensus on the relationship between age and TK on medicinal plants (Almeida et al., 2015). Some factors that explain this diachronic TK are related to the loss of interest from younger generations in traditional medicine (Eyssartier et al., 2008) and the more common use of medicaments that produce more rapid effects to alleviate diseases or ailments (Giday et al., 2003).

During the last 20 years, basic medical posts have been implemented in each of the studied localities in both ecoregions. It can be an explanation for the loss of knowledge among younger groups, because they had an easier access to the conventional medicine services which may entail to not use TK on medicinal plants (Ayantunde et al., 2008; Ladio & Lozada, 2009; McMillen, 2012). This pattern is clear in all the studied localities in the highlands but only happen in some localities of the lowlands. The other localities of the lowlands are suffering the abandonment of their TK on medicinal plants in a clearer way, and this loss seems to be identified in most of the age groups. Furthermore, in these lowlands localities the socioeconomic conditions are better than in the highlands localities, and people have the opportunity to choose between conventional medical treatment or traditional medicine based on medicinal plants.

Concerning the great difference of TK in Valera for people between 51 and 60 years old and the other age groups, it is simply because the majority of the experts interviewed in this locality fall in this generation.

The great use that is made in the five age groups of *Minthostachys mollis*, *Matricaria recutita* and *Citrus limon* can be explained because these species were frequently reported in two of the most cited categories across generations, *Digestive system* and *Cultural diseases and disorders*, where they are widely used species. It is also remarkable, the medicinal use of *Erythroxylum coca* which is increasing with age based surely on its great cultural importance from ancient times (Martin, 1970). However, the use for generations over 60 years is

considerably reduced, and probably is due to their alienation from the hard work of livestock and agricultural activities (Maina, 2012).

Finally, future national or international programs dedicated to the conservation of TK on medicinal plants should understand first, who are the depositaries generations that mostly retain the TK before dedicate any economic effort and support. And please, do not assume that elders are always the only depositaries of the TK across areas and regions.

Appendix 3.1. Total number of use-reports (minimum, maximum) of the medicinal plants documented in two ecoregions, four areas, and 12 localities of the tropical montane forests in northern Peru. Medicinal uses are classified in 18 medicinal categories according to WONCA (2005), Macía et al (2011) and Gruca et al (2014).

Categories / Subcategories	High Tropical Montane Forests			Low Tropical Montane Forests			Total
	Chachapoyas	Luya	All	Bongará	R. Mendoza	All	
Digestive system	888 (266-331)	404 (115-151)	1292	451 (78-189)	174 (34-72)	625	1917
Diarrhoea	170 (49-67)	125 (33-50)	295	114 (17-55)	34 (6-17)	148	443
Stomach pain	370 (74-155)	4 (0-4)	374	51 (8-24)	7 (0-5)	58	432
Liver disorders	132 (31-56)	51 (11-24)	183	23 (4-14)	18 (2-10)	41	224
Stomach cramps	26 (0-26)	51 (10-21)	77	68 (5-35)	41 (4-23)	109	186
Laxative	43 (11-17)	56 (13-24)	99	63 (14-28)	8 (1-4)	71	170
Carminative	65 (14-31)	35 (1-18)	100	23 (5-12)	20 (4-9)	43	143
Stomach infection	44 (11-17)	4 (0-4)	48	26 (1-18)	7 (0-7)	33	81
Gastric ulcers	9 (2-5)	21 (5-9)	30	33 (5-16)	8 (0-8)	41	71
Digestive	19 (0-1)	16 (3-9)	35	13 (3-6)	4 (0-3)	17	52
Hepatitis	2 (0-1)	15 (2-8)	17	23 (2-11)	5 (0-4)	28	45
Constipation	6 (0-5)	20 (4-11)	26	-	5 (0-4)	5	31
Indigestion	-	4 (1-2)	4	8 (0-8)	11 (0-11)	19	23
Intestinal infection	1 (0-1)	-	1	5 (0-4)	-	5	6
Gallbladder	-	2 (0-2)	2	-	2 (0-2)	2	4
Stomach sickness	-	-	-	-	4 (0-3)	4	4
Acidity	1 (0-1)	-	1	-	-	-	1
Antiemetic	-	-	-	1 (0-1)	-	1	1
Cultural diseases and disorders	324 (87-139)	538 (158-216)	862	557 (113-224)	330 (37-148)	887	1749
Susto, espanto	65 (21-23)	73 (15-35)	138	101 (14-57)	204 (16-99)	305	443
Antimonia, gentil, viejo, antiguo	17 (1-11)	180 (36-100)	197	145 (37-68)	33 (0-20)	178	375
Aire, malaire	186 (55-74)	71 (13-33)	257	99 (14-44)	5 (0-3)	104	361
Tacsho	36 (9-16)	123 (33-47)	159	115 (31-42)	42 (6-20)	157	316
Tijte	7 (1-5)	51 (10-25)	58	53 (5-27)	38 (0-20)	91	149
Pulsario	-	30 (7-12)	30	29 (3-17)	7 (0-5)	36	66
Negative vibes	1 (0-1)	5 (0-5)	6	9 (1-5)	1 (0-1)	10	16
Shucaque	5 (0-5)	5 (0-5)	10	3 (0-2)	-	3	13
Shadow	5 (0-3)	-	5	3 (0-3)	-	3	8
Dispela	2 (0-2)	-	2	-	-	-	2
Urinary system	633 (190-238)	290 (89-101)	923	285 (68-121)	277 (62-133)	562	1485
Kidney disorders, emollient, diuretic	564 (164-214)	192 (59-67)	756	184 (43-73)	186 (49-84)	370	1126
Prostate disorders	33 (9-15)	83 (16-37)	116	91 (23-45)	85 (7-46)	176	292
Kidney stones	36 (10-15)	15 (4-6)	51	10 (2-5)	6 (1-3)	16	67
Skin and subcutaneous tissue	460 (138-167)	276 (87-101)	736	284 (58-115)	155 (33-81)	439	1175

Categories / Subcategories	High Tropical Montane Forests			Low Tropical Montane Forests			Total
	Chachapoyas	Luya	All	Bongará	R. Mendoza	All	
Wounds, healing	306 (96-105)	74 (12-32)	380	87 (18-35)	21 (2-17)	108	488
Chirapa	26 (2-13)	97 (26-37)	123	5 (0-5)	45 (5-22)	50	173
Burns	2 (0-1)	67 (20-24)	69	74 (12-31)	17 (0-15)	91	160
Swelling	118 (18-53)	2 (0-2)	120	23 (3-11)	8 (0-5)	31	151
Itil	-	12 (0-8)	12	62 (14-25)	49 (2-32)	111	123
Acne	1 (0-1)	15 (1-12)	16	11 (1-5)	11 (0-10)	22	38
Feet fungus	1 (0-1)	8 (0-6)	9	20 (3-11)	2 (0-1)	22	31
Liver spots	6 (1-4)	1 (0-1)	7	1 (0-1)	2 (0-2)	3	10
Wrinkles	-	-	-	1 (0-1)	-	1	1
Respiratory system	654 (196-260)	178 (48-71)	832	148 (40-63)	110 (25-49)	258	1090
Cold	262 (64-111)	46 (10-20)	308	28 (5-15)	36 (6-17)	64	372
Flu	93 (25-40)	89 (23-40)	182	86 (24-32)	51 (8-25)	137	319
Cough	196 (58-75)	15 (2-7)	211	15 (4-6)	18 (1-11)	33	244
Tonsillitis	50 (14-20)	1 (0-1)	51	8 (1-6)	2 (0-2)	10	61
Bronchitis	34 (4-16)	5 (0-4)	39	4 (0-4)	2 (0-2)	6	45
Expectorant	7 (1-4)	10 (2-6)	17	5 (1-2)	-	5	22
Sinusitis	3 (0-2)	10 (2-5)	13	-	-	-	13
Asthma	9 (1-7)	-	9	1 (0-1)	1 (0-1)	2	11
Bad breath	-	1 (0-1)	1	1 (0-1)	-	1	2
Aphonia	-	1 (0-1)	1	-	-	-	1
General ailments with unspecific symptoms	535 (168-184)	248 (76-90)	783	172 (31-93)	111 (21-63)	283	1066
Fever	300 (91-108)	196 (58-75)	496	141 (25-70)	88 (14-54)	229	725
Headache	180 (54-67)	23 (4-11)	203	6 (1-4)	6 (0-4)	12	215
General malaise	19 (0-19)	22 (4-12)	41	20 (0-19)	12 (0-9)	32	73
Energizing	36 (9-14)	7 (2-3)	43	5 (1-3)	5 (1-2)	10	53
Pregnancy, birth and puerperium	160 (32-71)	346 (106-123)	506	231 (51-91)	170 (6-87)	401	907
Birth	73 (17-31)	116 (32-44)	189	85 (20-37)	54 (4-28)	139	328
Breastfeeding	53 (8-27)	107 (33-38)	160	63 (10-27)	61 (2-42)	124	284
Postpartum	23 (3-13)	95 (22-39)	118	72 (17-31)	53 (0-30)	125	243
Abortive	11 (1-6)	28 (4-13)	39	11 (3-4)	2 (0-2)	13	52
Nervous system and mental health	372 (115-131)	222 (59-92)	594	154 (44-63)	107 (14-66)	261	855
Insomnia	158 (45-58)	73 (16-30)	231	55 (5-27)	29 (3-21)	84	315
Sadness	106 (32-37)	86 (20-34)	192	31 (6-14)	45 (4-27)	76	268
Stress	93 (29-34)	50 (8-23)	143	49 (5-22)	32 (6-18)	81	224
Mental stimulant	15 (4-6)	7 (1-4)	22	11 (0-9)	1 (0-1)	12	34
Epilepsy	-	6 (1-3)	6	8 (0-4)	-	8	14
Infections and infestations	129 (34-48)	300 (81-123)	429	237 (52-103)	79 (7-52)	316	745
Intestinal parasites	116 (32-43)	73 (21-27)	189	94 (12-47)	44 (1-28)	138	327
Chickenpox	-	82 (18-42)	82	40 (8-19)	2 (0-1)	42	124
Fleas	-	54 (12-23)	54	20 (1-14)	20 (0-18)	40	94
UTA, leishmaniasis	4 (0-3)	14 (1-9)	18	40 (6-20)	2 (0-1)	42	60
Malaria	1 (0-1)	38 (4-20)	39	6 (0-5)	1 (0-1)	7	46
Insect bite	-	15 (3-8)	15	13 (2-8)	5 (0-4)	18	33
Tick bite	1 (0-1)	14 (3-6)	15	18 (1-13)	-	18	33
Yellow fever	7 (1-4)	5 (0-3)	12	4 (0-4)	1 (0-1)	5	17
Lice	-	2 (0-2)	2	1 (0-1)	1 (0-1)	2	4

Categories / Subcategories	High Tropical Montane Forests			Low Tropical Montane Forests			Total
	Chachapoyas	Luya	All	Bongará	R. Mendoza	All	
Herpes	-	-	-	-	3 (0-3)	3	3
Smallpox	-	3 (0-3)	3	-	-	-	3
Tuberculosis	-	-	-	1 (0-1)	-	1	1
Reproductive system and reproductive health	117 (30-46)	272 (60-121)	389	144 (41-61)	93 (13-47)	237	626
Menstruation disorders	101 (26-38)	177 (35-97)	278	105 (31-43)	85 (11-42)	190	468
Menopause	-	36 (7-16)	36	20 (5-12)	1 (0-1)	21	57
Fertility	-	26 (4-15)	26	7 (1-4)	6 (0-5)	13	39
Impotence	-	21 (4-13)	21	2 (0-1)	1 (0-1)	3	24
Vaginal infection	16 (3-9)	3 (0-3)	19	4 (0-4)	-	4	23
Contraceptive	-	6 (1-3)	6	5 (0-5)	-	5	11
Aphrodisiac	-	3 (0-3)	3	-	-	-	3
Sexual infections	-	-	-	1 (0-1)	-	1	1
Muscular-skeletal system	197 (36-88)	188 (53-80)	385	161 (45-59)	72 (19-33)	233	618
Broken bones	80 (20-36)	89 (23-41)	169	62 (16-27)	43 (5-27)	105	274
Rheumatism	86 (11-38)	82 (25-32)	168	63 (18-24)	23 (7-10)	86	254
Joint sprains	13 (2-9)	6 (1-4)	19	11 (3-4)	1 (0-1)	12	31
Bones hardening	11 (1-7)	1 (0-1)	12	13 (0-12)	-	13	25
Hernia	1 (0-1)	10 (1-6)	11	12 (1-9)	-	12	23
Muscle cramps	6 (2-2)	-	6	-	-	-	6
Lumbago	-	-	-	-	5 (0-5)	5	5
Sensory system	174 (56-61)	193 (57-74)	367	116 (15-53)	82 (1-59)	198	565
Visual disorders	154 (50-52)	118 (35-44)	272	64 (7-29)	38 (0-27)	102	374
Hearing disorders	20 (5-9)	75 (22-30)	95	52 (8-25)	44 (1-32)	96	191
Blood and cardiovascular system	19 (6-7)	135 (37-52)	154	114 (19-53)	65 (5-39)	179	333
High pressure	10 (1-7)	35 (7-20)	45	45 (2-24)	29 (2-16)	74	119
Anemia	1 (0-1)	55 (16-21)	56	30 (2-15)	17 (1-14)	47	103
Low pressure	-	22 (7-8)	22	15 (3-11)	10 (0-5)	25	47
Hemorrhoids	2 (0-1)	10 (1-6)	12	16 (3-9)	6 (1-4)	22	34
Blood infection	3 (0-3)	6 (0-6)	9	6 (1-3)	-	6	15
Varicose veins	-	7 (0-4)	7	2 (0-2)	3 (0-2)	5	12
Blood purifying	3 (0-3)	-	3	-	-	-	3
Dental health	12 (2-7)	87 (20-36)	99	58 (9-27)	43 (0-22)	101	200
Toothache	1 (0-1)	87 (20-36)	88	57 (8-27)	43 (0-22)	100	188
Cavity	8 (0-5)	-	8	1 (0-1)	-	1	9
Gingivitis	2 (0-2)	-	2	-	-	-	2
Oral sores	1 (0-1)	-	1	-	-	-	1
Metabolic system and nutrition	22 (1-15)	56 (7-31)	78	54 (16-20)	48 (7-30)	102	180
Weight loss	11 (0-7)	56 (7-31)	67	49 (13-20)	48 (7-30)	97	164
Whet	11 (1-8)	-	11	5 (0-5)	-	5	16
Ritual and magic uses	43 (10-17)	2 (0-2)	45	50 (6-23)	9 (0-8)	59	104

Categories / Subcategories	High Tropical Montane Forests			Low Tropical Montane Forests			Total
	Chachapoyas	Luya	All	Bongará	R. Mendoza	All	
Remove envy	30 (8-13)	2 (0-2)	32	2 (0-1)	8 (0-8)	10	42
Curse	3 (0-3)	-	3	26 (5-11)	0 (0-0)	26	29
Bring good luck	-	-	0	22 (0-11)	1 (0-1)	23	23
Witchcraft	9 (0-9)	-	9	0 (0-0)	0 (0-0)	0	9
Hallucinogen	1 (0-1)	-	1	0 (0-0)	0 (0-0)	0	1
Endocrine system	4 (0-2)	28 (5-16)	32	29 (4-16)	5 (1-3)	34	66
Diabetes	4 (0-2)	28 (5-16)	32	28 (3-16)	5 (1-3)	33	65
Goiter	-	-	-	1 (0-1)	0 (0-0)	1	1
Other uses	63 (16-25)	59 (17-23)	122	61 (10-28)	34 (3-28)	95	217
Hair loss	48 (12-21)	32 (8-13)	80	35 (6-18)	9 (0-8)	44	124
Cancer	7 (1-4)	21 (4-11)	28	25 (3-12)	24 (2-19)	49	77
Hangover	2 (0-2)	6 (0-5)	8	1 (0-1)	1 (0-1)	2	10
Deodorant	3 (0-3)	-	3	-	-	-	3
Altitude sickness	2 (0-2)	-	2	-	-	-	2
Anesthesia	1 (0-1)	-	1	-	-	-	1

Appendix 3.2. Medicinal plants cited in tropical montane forests of northern Peru.

Scientific name (voucher)	Vernacular name	Status	Category	Subcategory	Plant Part	Preparation	Mode of administration	Informants	
Acanthaceae									
<i>Aphelandra cirsioides</i> Lindau (FC625)	Puccha	Wild	Cultural diseases and disorders	Antimonia, gentil, viejo, antiguo	Lf	Dc	Bt	1	
				Digestive system	Diarrhoea	Ap, Lf, St	If, Jc	Or	5
					Indigestive	Ap, Ep	If	Or	2
				General ailments with unspecific symptoms	Fever	Lf	Fs, If	Kn, Pl	2
				Reproductive system and reproductive health	Menstruation disorders	Lf	If	Or	1
Adoxaceae									
<i>Sambucus peruviana</i> Kunth (FC536)	Saúco	Wild	Cultural diseases and disorders	Aire, malaire	Ap, Lf	Fs, If	Bt, Pl, Or	5	
				Antimonia, gentil, viejo, antiguo	Lf	Fs, If	Bt, Kn	5	
				Susto, espanto	Lf	Dc, If	Bt, Kn	5	
				Tijte	Fr	Fs	Pl	1	
				Digestive system	Stomach pain	Ap, Lf	If	Or	3
					Diarrhoea	Lf	If	Or	1
					Stomach cramps	Bd	If	Or	1
					Constipation	Lf	If	Or	1
					Intestinal infection	Ap	If	Or	1
				Laxative	Ap, Bd, Bk, Fr, Lf, Sd, St	Fs, Dc, If	Or	32	
				General ailments with unspecific symptoms	Headache	Lf	Fs, If, Ml	Or, Pl	68
					Fever	Ap, Bd, Lf, St	Fs, If	Bt, Or	9
				Infections and infestations	General malaise	Lf	Dc, If	Bt	2
Intestinal parasites	Lf	If	Or		2				

Scientific name (voucher)	Vernacular name	Status	Category	Subcategory	Plant Part	Preparation	Mode of administration	Informants
				Chickenpox	Fl, Lf	Fs, If	Bt, Pl	2
				Fleas	Lf	Fs	Kn	1
			Muscular-skeletal system	Rheumatism	Lf	Fs	Pl	1
			Nervous system and mental health	Mental stimulant	Ap	If	Or	1
			Pregnancy, birth and puerperium	Birth	Lf	Wm	Pl	1
				Postpartum	Lf	Dc	Bt	1
			Reproductive system and reproductive health	Menstruation disorders	Fr	Dc	Or	1
			Respiratory system	Cold	Fl, Lf	If	Bt, Or	4
				Cough	Bd, Fl	If	Or	2
				Bronchitis	Fl	If	Or	1
				Expectorant	Lf	Ml	Pl	1
			Ritual and magic uses	Curse	Lf	Fs	Kn	1
			Sensory system	Visual disorders	Lf	Fs	Ew	1
			Skin and subcutaneous tissue	Chirapa	Bd, Lf	Dc, Fs, If, Wm	Bt, Kn, Pl	18
				Wounds, healing	Ap, Lf	Dc, Fs, If	Bt, Pl	9
				Acne	Lf	Dc, Fs, If	Bt, Kn	3
				Feet fungus	Bk, Lf	Fs, Wm	Kn, Pl	3
			Urinary system	Burns	St	If	Bt	1
				Kidney disorders, emollient, diuretic	Fl, Lf	If, Ml	Or	3
				Prostate disorders	Bd	If	Or	1
<i>Viburnum triphyllum</i> Benth. (FC277)	Yushque	Wild	Blood and cardio-vascular system	Hemorrhoids	Ap	If	Bt	1
			Dental health	Toothache	Lf	Fs	Pl	1
				Oral sores	Ap	If	Bt	1
			Skin and subcutaneous tissue	Wounds, healing	Fr	Wm	Pl	1

Scientific name (voucher)	Vernacular name	Status	Category	Subcategory	Plant Part	Preparation	Mode of administration	Informants
Amaranthaceae								
<i>Alternanthera macbridei</i> Standley (FC278)	Hierba del toro	Wild	Cultural diseases and disorders	Aire, malaire	Lf	Fs	Kn	2
			Digestive system	Diarrhoea	Ap	Ml	Or	1
			Urinary system	Kidney disorders, emollient, diuretic	Ap	If	Or	1
<i>Alternanthera mexicana</i> Moq. (FC568)	Lancetilla de huerta	Cultivated	Blood and cardio-vascular system	Hemorrhoids	Lf	Dc, If	Bt, Or	2
				Anemia	Lf	Jc	Or	1
			Cultural diseases and disorders	Antimonia, gentil, viejo, antiguo	Lf	If	Or	1
			Digestive system	Stomach infection	Ap, Lf	Dc, If	Bt, Or	13
				Liver disorders	Ap, Lf	If	Or	5
				Laxative	Ap	If	Or	2
				Stomach cramps	Lf	If	Or	1
				Hepatitis	Lf	If	Or	1
			General ailments with unspecific symptoms	Fever	Ap, Lf	Dc, Fs, If, Ml	Bt, Kn, Or, Pl	19
				General malaise	Ap, Lf	If	Bt, Or	5
			Infections and infestations	Chickenpox	Ap, Lf	Fs, If	Bt, Kn, Or, Pl	20
				Yellow fever	Ap	If	Vp	1
				Intestinal parasites	Lf	If	Bt	1
				Fleas	Lf	Fs	Pl	1
			Muscular-skeletal system	Broken bones	Lf	Dc	Bt	1
			Pregnancy, birth and puerperium	Postpartum	Ap, Lf	Dc, If	Bt, Or, Pl	5
Reproductive system and reproductive health	Menstruation disorders	Ap, Lf	If	Or	12			
	Menopause	Ap	Ml	Or	1			
Respiratory system	Bronchitis	Lf	Fs	Pl	1			
	Cold	Lf	Fs	Pl	1			
	Cough	Lf	Dc	Or	1			

Scientific name (voucher)	Vernacular name	Status	Category	Subcategory	Plant Part	Preparation	Mode of administration	Informants			
<i>Alternanthera porrigens</i> (Jacq.) Kuntze (FC556)	Lancetilla de campo	Wild	Sensory system	Visual disorders	Lf	Dc, If	Ew	4			
				Skin and subcutaneous tissue	Wounds, healing	Ap, Lf	Dc, Fs, If	Bt, Or, Pl	44		
					Chirapa	Ap, Lf	Dc, Fs, If	Bt, Kn, Or	12		
			Urinary system	Swellings	Ap, Ep	Fs, If	Bt, Or, Pl, Vp	11			
				Burns	Ap	If	Or	1			
			Kidney disorders, emollient, diuretic	Kidney stones	Ap, Lf	If	Bt, Or	3			
				Digestive system	Stomach infection	Ap	If	Or	1		
			Infections and infestations	Chickenpox	Lf	If	Bt	1			
				Pregnancy, birth and puerperium	Postpartum	Ap	If	Or	1		
					Reproductive system and reproductive health	Menstruation disorders	Ap, Lf	If	Or	2	
				Skin and subcutaneous tissue	Wounds, healing	Ap, Lf	If	Bt, Or	3		
					Urinary system	Kidney stones	Ap	If	Or	3	
				<i>Beta vulgaris</i> L. var. <i>cicla</i> L. (FC310)	Acelga	Cultivated	Blood and cardio-vascular system	Anemia	Lf	Dc, Ml	Or
			Digestive system					Liver disorders	Lf	If	Or
			General ailments with unspecific symptoms				Laxative	Ro	mL	Or	1
Fever	Ro	If					Or	1			
Pregnancy, birth and puerperium	Birth	Lf	Ml				Or	1			
	Reproductive system and reproductive health	Fertility	Lf				If	Or	1		

Scientific name (voucher)	Vernacular name	Status	Category	Subcategory	Plant Part	Preparation	Mode of administration	Informants
<i>Beta vulgaris</i> L. var. <i>rapa</i> Dum. (FC281)	Betarraga	Cultivated	Blood and cardio-vascular system	Anemia	Fr, Lf	Dc, Fs, Jc, Ml	Or	14
			Other uses	Hair loss	Lf	If	Bt	2
			Blood and cardio-vascular system	Blood purifying	Ro	Jc	Or	1
			Reproductive system and reproductive health	Impotence	Ep	Fm	Or	1
			Nervous system and mental health	Insomnia	Ro, Lf	If	Or	3
			Pregnancy, birth and puerperium	Breastfeeding	Lf	Dc	Or	1
			Infections and infestations	Malaria	Fr	Fs	Or	1
			Reproductive system and reproductive health	Menopause	Fr	Dc	Or	2
			Pregnancy, birth and puerperium	Birth	Fr	Fs	Or	1
			Metabolic system and nutrition	Weight loss	Fr	Fs	Or	1
			Pregnancy, birth and puerperium	Postpartum	Fr	Dc	Or	1
			Urinary system	Kidney disorders, emollient, diuretic	Lf	If	Or	1
			Reproductive system and reproductive health	Menstruation disorders	Lf	If	Or	1
			Sensory system	Visual disorders	Lf	If	Or	1
			<i>Chenopodium ambrosioides</i> L. (FC334)	Paico	Wild	Cultural diseases and disorders	Aire, malaire	Ap
	Antimonia, gentil, viejo, antiguo	Ap, Lf				Dc, Fs	Bt	2
Digestive system	Susto, espanto Intestinal parasites	Ap, Ep, Lf				Fs, Dc, Fs, If	Kn, Bt, Kn, Or	1 101

Scientific name (voucher)	Vernacular name	Status	Category	Subcategory	Plant Part	Preparation	Mode of administration	Informants	
<i>Chenopodium murale</i> L. (FC335)	Shucapaico	Wild	Infections and infestations	Carminative	Ro, Sd, Lf	Jc, Ml, Dc, If	Or	8	
				Stomach cramps	Lf	If	Or	1	
				Diarrhoea	Lf	If	Or	1	
				Liver disorders	Ap	If	Or	1	
				Stomach infection	Lf	If	Or	1	
				Laxative	Lf	Dc	Or	1	
				Gastric ulcers	Ap	If	Or	1	
				Insect bite	Lf	Fs, If	Kn, Or	2	
				Fleas	Ap, Lf	If, Wm	Bt, Or	2	
				Metabolic system and nutrition	Whet	Ap	If	Or	1
				Nervous system and mental health	Mental stimulant	Ap, Lf	If	Or	8
				Insomnia	Bd	If	Or	1	
				Pregnancy, birth and puerperium	Birth	Lf	Dc, If	Or	6
				Reproductive system and reproductive health	Menstruation disorders	Lf	Dc	Or	1
				Menopause	Lf	Dc	Or	1	
				Ritual and magic uses	Witchcraft	Lf	If	Or	1
				Sensory system	Visual disorders	Lf	Fs	Ew	1
				Skin and subcutaneous tissue	Chirapa	Ap, Lf	Dc, Fs, If, Ml	Bt, Kn, Or, Pl	32
				Wounds, healing	Lf	Dc	Bt	2	
				Feet fungus	Lf	Fs	Bt	1	
				Fleas	Lf	Dc	Pl	1	
				Nervous system and mental health	Epilepsy	Lf	If	Pl	1
				Stress	Ap	If	Bt	1	
Skin and subcutaneous tissue	Chirapa	Ap, Ep	Fs, If	Bt, Kn	3				

Scientific name (voucher)	Vernacular name	Status	Category	Subcategory	Plant Part	Preparation	Mode of administration	Informants
<i>Chenopodium quinoa</i> Willd. (FC670)	Quinoa	Cultivated	Cultural diseases and disorders	Antimonia, gentil, viejo, antiguo	Sd	Dc, Fm, Ml	Or	2
			Digestive system	Laxative	Sd	If	Or	1
			Skin and subcutaneous tissue	Wounds, healing	Fr	If	Or	1
<i>Iresine herbstii</i> Hook (FC279)	Pashquete	Wild	Cultural diseases and disorders	Dispela	Ap	If	Bt	2
			Digestive system	Aire, malaire	Lf	If	Or	1
				Liver disorders	Liver disorders	Ap, Lf	If	Or
			General ailments with unspecific symptoms	Fever	Ap, Lf	Dc, Fs, If	Bt, Kn, Or, Pl	9
				Infections and infestations	Chickenpox	Ap, Lf	Fs, If	Bt, Kn, Pl
			Pregnancy, birth and puerperium	Smallpox	Lf	Dc, Fs	Bt, Kn	2
				Postpartum	Ap, Lf	Fs, If, Ml	Bt, Kn, Or, Pl	21
			Reproductive system and reproductive health	Menopause	Ap	Ml	Pl	1
			Sensory system	Visual disorders	Lf	If	Ew	1
			Skin and subcutaneous tissue	Chirapa	Lf	Fs, If, Ml	Bt, Pl	12
				Wounds, healing	Ap, Lf	If	Bt	4
			Urinary system	Itil	Ap	If	Or	1
				Kidney disorders, emollient, diuretic	Ap, Lf	If, Wm	Or, Pl	4
Amaryllidaceae <i>Allium cepa</i> L. (FC551)	Cebolla blanca	Cultivated	Cultural diseases and disorders	Tijte	Ro	Fs, Jc	Pl	2
			Digestive system	Stomach pain	Ro	Wm	In, Or	2
			Nervous system and mental health	Mental stimulant	Ro	Dc	Or	2
			Stress	Ro	Ml	Or	1	
			Other uses	Hair loss	Ro	Ml	Pl	2

Scientific name (voucher)	Vernacular name	Status	Category	Subcategory	Plant Part	Preparation	Mode of administration	Informants	
<i>Allium fistulosum</i> L. (FC296)	Cebolla china	Cultivated		Cancer	Ro	Fs	Or	1	
				Sensory system	Hearing disorders	Ro	Wm	Ew	1
				Skin and subcutaneous tissue	Burns	Ro	If	Kn, Pl	4
				Respiratory system	Asthma	Ro	Dc, Jc	Or	2
				Ritual and magic uses	Cough	Ro	Dc	Or	1
				Cultural diseases and disorders	Curse	Ro	If	Bt	1
				Digestive system	Aire, malaire	Ro	If	Vp	1
				Pregnancy, birth and puerperium	Stomach pain	Ro	If	Or	1
				Respiratory system	Breastfeeding	Ro	Dc	Or	1
				Skin and subcutaneous tissue	Cough	Ro	Dc	Or	1
				Wounds, healing	Tonsillitis	Ro	Jc	Gg	1
				High pressure	Burns	Ro	Dc, Fs	Bt, Kn, Pl	5
				<i>Allium sativum</i> L. (FC287)	Ajo	Cultivated		Breastfeeding	Ro
Blood and cardio-vascular system	Wounds, healing	Ro	Dc					Vp	1
Cultural diseases and disorders	High pressure	Ro	Dc					Or	1
Dental health	Anemia	Ro	Dc					Or	1
Dental health	Antimonia, gentil, viejo, antiguo	Ro	Fs, Ml					Bt, Nn, Pl	6
Digestive system	Tijte	Ro	Ml					Kn	1
Endocrine system	Toothache	Ro	Dc, Fs, Ml					Or, Pl	15
Infections and infestations	Cavity	Ro	Dc					Pl	1
	Liver disorders	Ro	Dc, Fs					Or	2
	Intestinal parasites	Ro	Dc, Ml					Or	2
	Diarrhoea	Ro	Dc					Or	1
	Diabetes	Ro	Dc					Bt	1
	Insect bite	Ro	Ml					Pl	1
	Fleas	Ro	Wm	Bt	1				
	UTA, leishmaniasis	Ro	Ml	Pl	1				
	Chickenpox	Ro	Ml	Pl	1				

Scientific name (voucher)	Vernacular name	Status	Category	Subcategory	Plant Part	Preparation	Mode of administration	Informants
			Metabolic system and nutrition	Weight loss	Ro	Fs	Or	1
			Muscular-skeletal system	Rheumatism	Ro	Fm, If, Ml	Bt, Kn, Pl	4
			Nervous system and mental health	Lumbago	Ro	Fm	Kn	1
				Mental stimulant	Ro	Dc	Or	2
			Pregnancy, birth and puerperium	Postpartum	Ro	Fs	Pl	1
			Reproductive system and reproductive health	Fertility	Ro	Ml	Or	1
			Respiratory system	Cough	Ro	Dc, Fs, If	Or	8
				Asthma	Ro	Dc, Jc	Or	3
			Ritual and magic uses	Flu	Ro	If	Or	1
				Curse	Ro	Dc	Kn	1
			Sensory system	Hearing disorders	Ro	Fs	Ew	1
			Skin and subcutaneous tissue	Chirapa	Ro	If, Ml	Bt, Or, Pl	5
				Wounds, healing	Ro	Ml	Or	1
Anacardiaceae								
<i>Loxopterygium huasango</i> Spruce ex Engl. (no voucher specimen)	Hualtaco	Wild	Cultural diseases and disorders	Tijte	Fr, Lf, Lx	Fs, If	Bt, Kn, Pl	6
			General ailments with unspecific symptoms	Headache	Lf	Fs	Pl	1
			Pregnancy, birth and puerperium	Breastfeeding	Fr	Fs, Ml	Or	2
				Birth	Fl	If	Or	1
			Respiratory system	Cold	Bk	If	Or	1
<i>Mangifera indica</i> L. (FC662)	Mango	Cultivated	Blood and cardio-vascular system	Anemia	Fr	Fs	Or	1
			Respiratory system	Cough	Lf	If	Or	1

Scientific name (voucher)	Vernacular name	Status	Category	Subcategory	Plant Part	Preparation	Mode of administration	Informants
<i>Schinus molle</i> L. (FC611)	Molle	Wild	Cultural diseases and disorders	Susto, espanto	Lf	If	Bt	1
			Muscular-skeletal system	Rheumatism	Lf	Dc, If, Ml	Bt, Kn, Or, Pl	5
			Urinary system	Kidney disorders, emollient, diuretic	Fr	If	Or	1
<i>Spondias purpurea</i> L. (FC661)	Ciruela	Cultivated	Digestive system	Diarrhoea	Bk	If	Or	1
<i>Toxicodendron striatum</i> (Ruiz & Pav.) Kuntze (FC646)	Itil	Wild	Dental health	Toothache	Lf	Ml	Or	1
			Skin and subcutaneous tissue	Itil	Lf	Fs, If	Kn, Or	2
Annonaceae								
<i>Annona cherimola</i> Mill. (FC280)	Chirimolla	Cultivated	Cultural diseases and disorders	Aire, malaire	Lf	Fs, If	Bt, Pl	2
			Digestive system	Intestinal parasites	Lf	If	Or	1
			General ailments with unspecific symptoms	Headache	Lf	Fs	Pl	4
			Muscular-skeletal system	Broken bones	Lf	Ml, Wm	Bt, Pl	2
				Rheumatism	Lf	Wm	Pl	1
			Respiratory system	Expectorant	Lf	Ml	Pl	1
<i>Annona muricata</i> L. (FC282)	Guanábana	Cultivated	Urinary system	Prostate disorders	Lf	If	Or	1
			Blood and cardio-vascular system	High pressure	Lf	If	Or	1
			Other uses	Cancer	Bd, Fr, Lf	If	Or	7
			Urinary system	Prostate disorders	Bd, Lf	If	Or	15
				Kidney disorders, emollient, diuretic	Bd, Lf	If	Or	3
<i>Annona parviflora</i> Ruiz & Pav. (FC629)	Chirimolla del abuelo, tucilago	Wild	Cultural diseases and disorders	Antimonia, gentil, viejo, antiguo	Lf	Ml	Pl	1

Scientific name (voucher)	Vernacular name	Status	Category	Subcategory	Plant Part	Preparation	Mode of administration	Informants	
Apiaceae									
<i>Apium graveolens</i> L. (FC564)	Apio	Cultivated	Cultural diseases and disorders	Pulsario	Lf	If	Or	1	
				Digestive system	Stomach pain	Ap, Lf	If	Or	17
					Diarrhoea	Ap, Lf	If	Or	8
				Metabolic system and nutrition	Carminative	Ap, Lf	Dc, If	Or	5
					Laxative	Lf, St	If	Or	5
					Stomach cramps	Lf, St	If	Or	5
					Constipation	Lf	If	Or	1
					Intestinal parasites	St	If	Or	1
					Weight loss	Ap, Lf, St	Dc, If	Or	5
				Reproductive system and reproductive health	Menstruation disorders	Ap, Lf, St	If	Or	18
Menopause	Lf	Dc	Or		1				
Sensory system	Hearing disorders	Ap	Dc		Ew	1			
<i>Arracacia elata</i> H. Wolff. (FC511)	Racacha del abuelo	Wild	Cultural diseases and disorders	Antimonia, gentil, viejo, antiguo	Ap, Fr, Lf, Ro	Dc, Fs, If, Ml, Wm	Bt, Kn, Pl	34	
				Tacsho	Ro	Fs	Kn	1	
				Other uses	Cancer	Fr	Dc	Or	1
					Pregnancy, birth and puerperium	Lf	Wm	Pl	2
				Skin and subcutaneous tissue	Itil	Lf, Ro	Fs, If, Wm	Bt, Kn	14
<i>Arracacia peruviana</i> (H. Wolff) Constance (FC283)	Zanahoria del gentil	Wild	Cultural diseases and disorders	Antimonia, gentil, viejo, antiguo	Ro	Dc, Fm, Fs, If, Ml	Bt, Or, Pl	22	
				Susto, espanto	Ro	Dc	Bt	1	
				Skin and subcutaneous tissue	Chirapa	Ro	Dc, Fs, If	Bt, Kn, Pl	3
					Feet fungus	Ro	Wm	Kn	1
<i>Arracacia xanthorriza</i> Bancr. (FC549)	Arrachacha blanca	Cultivated	Cultural diseases and disorders	Antimonia, gentil, viejo, antiguo	Lf	If	Bt	1	

Scientific name (voucher)	Vernacular name	Status	Category	Subcategory	Plant Part	Preparation	Mode of administration	Informants			
<i>Coriandrum sativum</i> L. (FC285)	Culantro	Cultivated	Digestive system	Stomach cramps	Lf	If, Wm	Kn, Or	2			
				Skin and subcutaneous tissue	Itil	Fl, Fr, Lf	Fs, If, Ml, Wm	Bt, Kn, Or, Pl	48		
			Urinary system	Chirapa Wounds, healing	Lf	Dc	Bt	1			
				Prostate disorders	Lf	If	Or	1			
			Digestive system	Intestinal parasites	Ap	If	Or	1			
			General ailments with unspecific symptoms	Headache	Ap, Lf	Fs, Jc	Or, Pl	2			
			Pregnancy, birth and puerperium	Abortive	Lf	Dc	Or	1			
			<i>Cuminum cyminum</i> L. (FC303)	Comino	Cultivated	Dental health	Birth	Lf	If	Or	1
							Toothache	Sd	Ml	Bt	1
			<i>Daucus carota</i> L. (FC312)	Zanahoria, zanahoria española	Cultivated	Digestive system	Stomach pain	Sd	If	Or	1
Blood and cardio-vascular system	Anemia	Fr					Dc, Fs	Or	12		
Cultural diseases and disorders	Antimonia, gentil, viejo, antiguo	Fr				If	Pl	1			
Digestive system	Diarrhoea	Fr, Ro				Dc, If	Or	3			
General ailments with unspecific symptoms	Constipation	Ro				Dc	Or	1			
	Headache	Fr				Fs	Pl	1			
Infections and infestations	Malaria	Fr				Fs	Or	1			
Muscular-skeletal system	Broken bones	Ro				Fs	Pl	1			
Nervous system and mental health	Insomnia	Fr, Ro				If	Or	2			
Other uses	Mental stimulant	Ro				If	Or	2			
	Hair loss	Fr				Ml	Bt	1			
	Pregnancy, birth and puerperium	Postpartum				Fr, Ro	Dc, If	Or	3		
Birth	Birth	Fr, Lf				Fs, If	Or	2			

Scientific name (voucher)	Vernacular name	Status	Category	Subcategory	Plant Part	Preparation	Mode of administration	Informants
			Reproductive system and reproductive health	Menopause	Fr	Dc, Jc	Or	4
				Menstruation disorders	Fr	Dc	Or	3
			Sensory system	Visual disorders	Fr, Ro	Dc, Fs, If, Jc, Ml	Ew	76
			Skin and subcutaneous tissue	Itil	Lf	Fs, Ml, Wm	Bt, Kn	8
			Urinary system	Chirapa	Ro	If	Bt	1
				Kidney disorders, emollient, diuretic	Ro	Dc	Or	1
<i>Daucus montanus</i> Humb. & Bonpl. ex Schult. (FC286)	Culantrillo, hierba del cuí	Wild	Cultural diseases and disorders	Pulsario	Lf	Fs, If	Or, Pl	3
				Susto, espanto	Lf	if	Pl	1
			Digestive system	Diarrhoea	Ap	If	Or	1
			Muscular-skeletal system	Broken bones	Lf	Fs	Pl	1
<i>Foeniculum vulgare</i> Mill. (FC582)	Hinojo	Wild	Digestive system	Stomach pain	Ap	If	Or	17
				Laxative	Ap, Ep, Fl, Lf	If	Or	16
				Stomach cramps	Lf	If	Or	4
				Diarrhoea	Lf	If	Or	2
				Indigestive	Ap	If	Or	2
				Constipation	Lf	If	Or	1
			Nervous system and mental health	Stress	Lf	If	Or	2
				Insomnia	Lf	If	Or	1
			Pregnancy, birth and puerperium	Breastfeeding	Lf	If	Or	8
			Pregnancy, birth and puerperium	Birth	Lf	If	Or	3
			Reproductive system and reproductive health	Menstruation disorders	Lf	If	Or	2
			Respiratory system	Cold	Ap, Lf	If	Or	4

Scientific name (voucher)	Vernacular name	Status	Category	Subcategory	Plant Part	Preparation	Mode of administration	Informants	
<i>Petroselinum crispus</i> (Mill.) Fuss (FC288)	Perejil	Cultivated	Blood and cardio-vascular system	High pressure	Ap, Lf, Ro	If, Ml	Or	17	
				Anemia	Lf, Ro	Dc, If	Or	4	
				Blood infection	Ro	If	Or	1	
				Cultural diseases and disorders	Aire, malaire	Ap	If	Or	1
				Cultural diseases and disorders	Antimonia, gentil, viejo, antiguo	Ro	If	Or	1
				Cultural diseases and disorders	Shucaque	Ap	If	Bt	1
				Digestive system	Hepatitis	Ro	If	Or	1
				General ailments with unspecific symptoms	Laxative	Ro	Ml	Or	1
					Headache	Ro	If	Or	2
				General ailments with unspecific symptoms	Fever	Ro	If	Or	1
				Metabolic system and nutrition	Weight loss	Lf, Ro	Dc, If	Or	2
				Nervous system and mental health	Stress	Lf, Ro	If	Or	2
				Nervous system and mental health	Mental stimulant	Ap	If	Or	1
				Other uses	Hangover	Lf	Dc	Or	1
					Pregnancy, birth and puerperium	Postpartum	Ap, Ro	If	Or
				Reproductive system and reproductive health	Birth	Lf, Ro	Dc, If, Jc	Or	8
					Abortive	Ro	Ml	Or	1
				Reproductive system and reproductive health	Breastfeeding	Ro	If	Or	1
					Menstruation disorders	Ap, Ep, Lf, Ro	Dc, If, Ml	Or	47
				Respiratory system	Menopause	Lf, Ro	Dc, If	Or	3
Aphrodisiac	Ap	Fm	Or		1				
Respiratory system	Bronchitis	Lf	If	Or	1				

Scientific name (voucher)	Vernacular name	Status	Category	Subcategory	Plant Part	Preparation	Mode of administration	Informants
			Sensory system	Visual disorders	Ap	If	Ew	1
			Skin and subcutaneous tissue	Wounds, healing	Ap, Ro	If	Or	3
<i>Peucedanum ostruthium</i> (L.) W.D.J. Koch (no voucher specimen)	Santa Catalina	Wild	Cultural diseases and disorders	Susto, espanto	Lf	If	Bt, Or	9
				Tacsho	Lf	Fs	Kn	1
Apocynaceae								
<i>Asclepias curassavica</i> L. (FC642)	Venenillo	Wild	Cultural diseases and disorders	Antimonia, gentil, viejo, antiguo	Lf	If	Bt	2
			Cultural diseases and disorders	Tijte	Lx	Fs	Pl	1
			General ailments with unspecific symptoms	Fever	Lf	Dc	Or	1
			Infections and infestations	Insect bite	Lf, Lx	Fs	Pl	2
			Infections and infestations	Lice	Lf	Fs	Pl	1
			Urinary system	Kidney disorders, emollient, diuretic	Lf	If	Or	1
<i>Metastelma quitense</i> (K. Schum.) Liede (FC289)	Diegolope	Wild	Cultural diseases and disorders	Susto, espanto	Lf	If	Pl	1
			Muscular-skeletal system	Broken bones	Ap, Lf	Fs, If, Ml	Bt, Pl	4
Aquifoliaceae								
<i>Ilex guayusa</i> Loes. (FC359)	Huayusa, guayusa	Cultivated	Cultural diseases and disorders	Susto, espanto	Lf	If	Or	1
			Digestive system	Stomach cramps	Lf	If	Or	1
			Reproductive system and reproductive health	Menstruation disorders	Lf	If	Or	1
Araceae								
<i>Anthurium coripatense</i> N.E. Br. ex Engl. (FC657)	Oreja de elefante	Wild	Sensory system	Hearing disorders	Lf	Dc, Jc	Ew	3
<i>Anthurium pulchrum</i> N.E.Br. (FC678)	Bejuncín, moronga	Wild	Cultural diseases and disorders	Pulsario	St	Ml	Pl	1

Scientific name (voucher)	Vernacular name	Status	Category	Subcategory	Plant Part	Preparation	Mode of administration	Informants
			Pregnancy, birth and puerperium	Birth	Bk	If	Or	1
<i>Colocasia esculenta</i> (L.) Schott (FC676)	Bituca		Pregnancy, birth and puerperium	Breastfeeding	Ro	Sp	Or	3
<i>Lemna minor</i> L. (FC679)	Lenteja de agua	Wild	Blood and cardio-vascular system	Hemorrhoids	Lf	If	Bt	1
			Cultural diseases and disorders	Susto, espanto	Lf	Fs, If	Bt, Or	18
			Infections and infestations	Malaria	Sd	Dc	Or	1
			Skin and subcutaneous tissue	Wounds, healing	Ap	Ml	Pl	1
<i>Philodendron kroemeri</i> Croat. (FC467)	Corpamaque	Wild	Muscular-skeletal system	Broken bones	Lf	Fs, Ml	Pl	5
			Reproductive system and reproductive health	Menstruation disorders	Fr	If	Or	1
<i>Philodendron ruizii</i> Schott (FC468)	Saragondia	Wild	Pregnancy, birth and puerperium	Birth	Ro	If	Bt	1
<i>Zantedeschia aethiopica</i> (L.) Spreng. (FC317)	Cartucho	Cultivated	Respiratory system	Bronchitis	Lf	If	Or	1
Areaceae								
<i>Ceroxylon peruvianum</i> Galeano, Sanín & K. Mejía (FC680)	Chonta	Wild	Reproductive system and reproductive health	Impotence	Bk	Fm	Or	1
			Skin and subcutaneous tissue	Itil	Lf	Fs	Pl	1
				Wounds, healing	Lx	Fs	Pl	1
<i>Mauritia flexuosa</i> L.f. (FC653)	Aguaje	Wild	Skin and subcutaneous tissue	Wounds, healing	Fr	Jc	Or	1
Asparagaceae								
<i>Agave americana</i> L. (FC675)	Penca azul	Wild	Blood and cardio-vascular system	Blood purifying	St	If	Or	1
			Cultural diseases and disorders	Tijte	Fr, Lf, Sd	Fs, Jc, Wm	Kn, Nn, Pl	19
				Aire, malaire	Lp	Ml	Kn	1
				Tacsho	Bk	Fs	Pl	1
			Infections and infestations	Fleas	Lf	Ml	Bt	1

Scientific name (voucher)	Vernacular name	Status	Category	Subcategory	Plant Part	Preparation	Mode of administration	Informants
			Pregnancy, birth and puerperium	Birth	Fl, Sd	Fs, If	Or	2
<i>Furcraea andina</i> Trel. (FC669)	Penca blanca, penca verde de Castilla	Wild	Cultural diseases and disorders	Tijte	Lf	If	Pl	1
			Nervous system and mental health	Insomnia	Ap	Fs, If	Nn, Or	2
Balanophoraceae <i>Corynaea crassa</i> Hook. f. (FC672)	Para para	Wild	Reproductive system and reproductive health	Aphrodisiac	Ap	Fm	Or	1
				Impotence	Bk	Fm	Or	1
Basellaceae <i>Ullucus tuberosus</i> Caldas (FC567)	Oyuco	Cultivated	Cultural diseases and disorders	Antimonia, gentil, viejo, antiguo	Ro	Dc, Fm, Fs	Bt, Kn	4
			General ailments with unspecific symptoms	Headache	Ro	Fs	Pl	3
			Pregnancy, birth and puerperium	Birth	Ro	Dc, If, Jc, Ml	Bt, Or	70
			Reproductive system and reproductive health	Fertility	Ro	If, Ml	Or	2
			Sensory system	Visual disorders	Ro	Fs	Ew	1
Berberidaceae <i>Berberis jelskiana</i> C.K. Schneid. (FC638)	Oltro, palo amarillo	Wild	Infections and infestations	Chickenpox	Lf	Dc	Bt	1
			Reproductive system and reproductive health	Menstruation disorders	Ro	If	Or	1
Betulaceae <i>Alnus acuminata</i> Kunth (FC576)	Aliso	Wild	Cultural diseases and disorders	Susto, espanto	Bk, Lf, Sd	Dc, Fs, If	Bt, Kn, Or, Pl	8
				Pulsario	Lf	Ml	Pl	4
				Antimonia, gentil, viejo, antiguo	Bk, Lf	Fs, If	Bt, Or	3
			Digestive system	Stomach pain	Lf	Fs	Pl	3

Scientific name (voucher)	Vernacular name	Status	Category	Subcategory	Plant Part	Preparation	Mode of administration	Informants
				Diarrhoea	Fl, Lf	If	Or	2
				Stomach infection	Lf	If	Or	2
				Stomach cramps	Lf	If	Or	1
			General ailments with unspecific symptoms	Headache	Fl, Lf	Fs	Pl	16
				Fever	Lf	Fs, If	Or, Pl	4
				General malaise	Lf	Fs	Bt, Pl	4
			Metabolic system and nutrition	Weight loss	Lf	Dc	Vp	1
			Muscular-skeletal system	Broken bones	Bk, Lf	Fs, If, Ml	Bt, Pl	9
				Rheumatism	Bk, Lf	Dc, Fs, If, Wm	Bt, Or, Pl	7
				Hernia	Lf, Lx	If, Ml	Or, Pl	2
				Bones hardening	Lf	Dc	Vp	1
			Reproductive system and reproductive health	Contraceptive	Bk	Fm	Or	1
				Menstruation disorders	Fl	If	Or	1
			Respiratory system	Cold	Ap, Lf	Fs, If, Wm	Or, Pl	8
			Respiratory system	Tonsillitis	St	If	Gg	1
			Skin and subcutaneous tissue	Swellings	Bk, Lf	Fs, If, Ml	Bt, Pl	40
				Wounds, healing	Lf	Fs, If	Bt, Pl	3
				Burns	Lf	Ml	Pl	2
			Urinary system	Kidney disorders, emollient, diuretic	Lf	Fs	Pl	4
				Kidney stones	Lf	Fs	Pl	1

Scientific name (voucher)	Vernacular name	Status	Category	Subcategory	Plant Part	Preparation	Mode of administration	Informants	
Bignoniaceae									
<i>Tabebuia impetiginosa</i> (Mart. ex DC.) Standl. (FC570)	Lapacho	Cultivated	Sensory system	Hearing disorders	Lf	Jc	Ew	1	
<i>Tecoma stans</i> (L.) Juss. ex Kunth (FC323)	Putquero, pichunche, putquero amarillo	Wild	Cultural diseases and disorders	Susto, espanto	Lf	Dc	Kn	1	
				Pregnancy, birth and puerperium	Ap, Fl, Lf	If	Bt, Or	7	
				Breastfeeding	Lf	If	Or	1	
				Reproductive system and reproductive health	Bk	Dc	Or	1	
<i>Tecoma stans</i> (L.) Juss. ex Kunth var. <i>sambucifolia</i> (Kunth) J.R.I.Wood (FC322)	Ciza	Wild	Digestive system	Respiratory system	Fl	If	Or	1	
				Hepatitis	Lf	If	Or	1	
Bixaceae									
<i>Bixa orellana</i> L. (FC325)	Achiote	Wild	Nervous system and mental health	Mental stimulant	Ap	If	Or	1	
				Other uses	Cancer	Lf	If	Or	1
				Skin and subcutaneous tissue	Burns	Fr, Sd	Dc, If	Bt, Pl	2
				Urinary system	Prostate disorders	Ap, Bd, Fl, Lf	Dc, Fs, If	Or	45
					Kidney disorders, emollient, diuretic	Ap, Bd, Lf, St	If	Or	30
Kidney stones	Ap, Lf	If	Or	3					
Boraginaceae									
<i>Borago officinalis</i> L. (FC326)	Borraja	Cultivated	Infections and infestations	Chickenpox	Lf	If	Or	1	
				Respiratory system	Cough	Ap, Ep, Fl, Lf	If	Or	21
					Bronchitis	Lf	If	Or	1
				Cold	Lf	If	Or	1	
Brassicaceae									
<i>Brassica oleracea</i> L. var. <i>acephala</i> DC. (FC320)	Col, repollo	Cultivated	Blood and cardio-vascular system	Anemia	Lf, Sd	Dc, If, Ml	Or	4	

Scientific name (voucher)	Vernacular name	Status	Category	Subcategory	Plant Part	Preparation	Mode of administration	Informants
			Cultural diseases and disorders	Pulsario	Lf	Fs	Pl	1
			Digestive system	Diarrhoea	Ap, Lf	Dc, Fs	Or	3
				Constipation	Lf	Fs	Pl	1
				Indigestive	Lf	Ml	Pl	1
				Laxative	Lf	If	Or	1
				Liver disorders	Ap	If	Or	1
				Stomach pain	Lf	If	Or	1
			Endocrine system	Diabetes	Lf	If	Or	1
			General ailments with unspecific symptoms	Fever	Lf	If	Or, Pl	2
			Metabolic system and nutrition	Weight loss	Ap	Fs	Or	1
			Nervous system and mental health	Insomnia	Fr	If	Or	1
			Other uses	Hair loss	Lf	If, Jc	Bt, Or	2
			Pregnancy, birth and puerperium	Breastfeeding	Ap, Fr, Lf, St	Dc, Fs, If, Ml	Or	102
				Postpartum	Lf	Dc, Fs, If	Kn, Or	3
			Sensory system	Birth	Lf	Dc	Or	1
				Visual disorders	Lf	Fs, If	Ew	13
				Hearing disorders	Lf	Jc	Ew	3
			Skin and subcutaneous tissue	Burns	Lf, St	Fs, Ml	Pl	4
			Urinary system	Kidney disorders, emollient, diuretic	Lf	Fs, If	Or, Pl	3
<i>Brassica oleracea</i> L. var. <i>italica</i> Plenck. (FC650)	Brócoli	Cultivated	Blood and cardio-vascular system	Anemia	Ap, Lf	Dc, Ml	Or	2
			Pregnancy, birth and puerperium	Birth	Ap	Wm	Or	1
<i>Brassica rapa</i> L. (FC605)	Mostaza	Wild	Digestive system	Diarrhoea	Fl	If	Or	1
			General ailments with	Fever	Lf, St	If	Bt, Kn	2

Scientific name (voucher)	Vernacular name	Status	Category	Subcategory	Plant Part	Preparation	Mode of administration	Informants
			unspecific symptoms	Headache	Lf	Fs	Pl	2
			Infections and infestations	Fleas	Sd	If	Bt	1
			Urinary system	Kidney disorders, emollient, diuretic	Ap	If	Or	1
<i>Capsella bursa-pastoris</i> (L.) Medik. (FC321)	Bolsa del pastor	Wild	Cultural diseases and disorders	Aire, malaire	Ap	Fs	In	1
			Digestive system	Diarrhoea	Ap	If	Or	2
			Pregnancy, birth and puerperium	Gastric ulcers	Lf	If	Or	1
			Reproductive system and reproductive health	Birth	Ap	If	Or	2
			Reproductive system and reproductive health	Menstruation disorders	Ap	If	Or	2
<i>Lepidium meyenii</i> Walp. (FC563)	Maca	Cultivated	Nervous system and mental health	Insomnia	Fr	Dc	Or	2
			Reproductive system and reproductive health	Fertility	Fr	Dd, Fm, If	Or	5
<i>Raphanus sativus</i> L. (FC664)	Rabanito	Cultivated	Blood and cardio-vascular system	High pressure	Fr	Fs	Or	1
			Digestive system	Stomach pain	Fr	Fs	Or	1
			Endocrine system	Diabetes	Fr	Dc	Or	1
			Metabolic system and nutrition	Weight loss	Ap, Fr	Fs, If	Or	3
<i>Rorippa nasturtium-aquaticum</i> (L.) Hayek (FC598)	Berros, verso, versillo	Wild	Blood and cardio-vascular system	Anemia	Lf	If	Or	1
			Dental health	Toothache	Bd	If	Or	2
			Digestive system	Liver disorders	Ap, Ep, Lf	Dc, Fs, If, Jc	Or	35
				Diarrhoea	Ap	Dc, Fs	Or	2
				Carminative	Lf	Jc	Or	1
			General ailments with	Fever	Ap, Lf	Dc, Fs	Bt, Kn, Or	12

Scientific name (voucher)	Vernacular name	Status	Category	Subcategory	Plant Part	Preparation	Mode of administration	Informants
				unspecific symptoms				
			Nervous system and mental health	Insomnia	Ap	Dc, If	Or	2
			Other uses	Hair loss	Lf	If, Ml	Bt	2
			Sensory system	Hearing disorders	Ap	If	Ew	1
			Urinary system	Kidney disorders, emollient, diuretic	Ap, Lf	Dc, If	Or	7
				Kidney stones	Ap, Lf	Dc, If	Or	3
				Prostate disorders	Lf	If	Or	1
Bromeliaceae								
<i>Ananas comosus</i> (L.) Merr. (FC509)	Piña	Cultivated	Blood and cardio-vascular system	High pressure	Fr	Ml	Or	1
			Digestive system	Gastric ulcers	Fr	Fs	Or	3
			Metabolic system and nutrition	Weight loss	Bk, Fr, Lf	Dc, If, Jc, Ml	Or	26
			Nervous system and mental health	Insomnia	Fr	If	Or	1
				Stress	Fr	Dc	Or	1
			Pregnancy, birth and puerperium	Abortive	Fr	Dc	Or	1
			Respiratory system	Cough	Lf	If	Gg	1
			Urinary system	Kidney disorders, emollient, diuretic	Bk, Ec, Fr	Dc, If	Or	13
				Kidney stones	Fr	Fs	Or	1
<i>Puya ferruginea</i> (Ruiz & Pav.) L.B. Sm. (FC327)	Achupa	Wild	Cultural diseases and disorders	Tacsho	Ap	If	Bt, Or	2
				Pulsario	Lf	Fs	Pl	1
			Muscular-skeletal system	Broken bones	Lf	Fs, If	Pl	3
			Respiratory system	Bronchitis	Lf	Wm	Or	1
			Ritual and magic uses	Remove envy	Ap	Fs	Nn	1

Scientific name (voucher)	Vernacular name	Status	Category	Subcategory	Plant Part	Preparation	Mode of administration	Informants	
Burseraceae									
<i>Boswellia carteri</i> Birdw. (no voucher specimen)	Incienso	Cultivated	Cultural diseases and disorders	Aire, malaire	Lf	Wm	Pl	1	
<i>Bursera graveolens</i> (Kunth) Triana & Planch. (FC577)	Palo santo	Cultivated	Cultural diseases and disorders	Aire, malaire	Lf	Wm	Pl	1	
				Antimonia, gentil, viejo, antiguo	Lf	Fm	Bt	1	
				Susto, espanto	Bk	If	Vp	1	
			Reproductive system and reproductive health	Fertility	Bk	Fm	Or	1	
Cactaceae									
<i>Echinopsis pachanoi</i> (Britton & Rose) Friedrich & G. D. Rowley (FC342)	San Pedro	Cultivated	Cultural diseases and disorders	Pulsario	Lf	If, Ml	Or, Pl	2	
				General ailments with unspecific symptoms	General malaise	Lf	If	Or	1
				Reproductive system and reproductive health	Aphrodisiac	Fl	If	Bt	1
				Ritual and magic uses	Curse	St	If	Or	2
<i>Monvillea jaenensis</i> Rauh & Backeb. (FC671)	Tununo	Wild	Digestive system	Witchcraft	St	If	Or	1	
				Laxative	Lp	Dc	Or	1	
<i>Opuntia ficus-indica</i> (L.) Mill. (FC673)	Tuna	Cultivated	Digestive system	Stomach cramps	Lp	If	Or	1	
				Endocrine system	Diabetes	Lp	If	Or	1
				Muscular-skeletal system	Rheumatism	Lp	If	Or	2
				Other uses	Cancer	Lp	Dc, If	Bt, Or	2
				Pregnancy, birth and puerperium	Birth	Lp	Fs, If	Or	4
				Urinary system	Kidney disorders, emollient, diuretic	Lp	Fs, If	Or	3
<i>Stenocereus queretaroensis</i> (F.A.C. Weber ex Mathes.) Buxb. (FC677)	Pitajaya	Cultivated	Digestive system	Laxative	Fr, Sd	Fs, Ml	Or	5	

Scientific name (voucher)	Vernacular name	Status	Category	Subcategory	Plant Part	Preparation	Mode of administration	Informants
			Pregnancy, birth and puerperium	Birth	Fr	Ml	Or	1
Calceolariaceae								
<i>Calceolaria ballotifolia</i> Kraenzl. (FC443)	Zapatitos, poleo zapatitos	Wild	Skin and subcutaneous tissue	Liver spots	Ap	Fs	Kn	2
			Skin and subcutaneous tissue	Wounds, healing	Ap	Fs	Kn	2
<i>Calceolaria deflexa</i> Ruiz & Pav. subsp. <i>deflexa</i> Ruiz & Pav. (FC444)	Caraña	Wild	Muscular-skeletal system	Joint sprains	Ap	Fs	Pl	4
<i>Calceolaria nivalis</i> Kunth subsp. <i>cerasifolia</i> (Benth.) Molau (FC574)	Ucururu, globitos	Wild	Digestive system	Hepatitis	Ap, Lf	If, Jc	Or	2
				Diarrhoea	Lf	If	Or	1
			General ailments with unspecific symptoms	Fever	Ap, Lf, St	Dc, If, Jc, Ml	Bt, Or	6
				Headache	Fl	Fs	Pl	2
			Infections and infestations	Yellow fever	Ep, Lf	Dc, If	Or	2
Campanulaceae								
<i>Centropogon argutus</i> E. Wimm. (FC636)	Muñoño	Wild	Infections and infestations	Chickenpox	Fl	If	Bt	1
Cannaceae								
<i>Canna indica</i> L. (FC328)	Achira	Cultivated	Digestive system	Liver disorders	Ap	If	Or	1
			Pregnancy, birth and puerperium	Birth	Bd, Ro	If, Jc	Or	2
			Skin and subcutaneous tissue	Burns	Lx	Fs	Pl	1
			Urinary system	Kidney disorders, emollient, diuretic	Lf	If	Or	1
Caprifoliaceae								
<i>Astrephia chaerophylloides</i> (Sm.) DC. (FC471)	Crach-crach	Wild	Cultural diseases and disorders	Antimonia, gentil, viejo, antiguo	Ap	Fs	Kn	2
			Infections and infestations	Insect bite	Ap	Fs	Pl	1
				Lice	Ap	Fs	Kn	1
			Metabolic system and nutrition	Weight loss	Lf	Dc	Vp	1

Scientific name (voucher)	Vernacular name	Status	Category	Subcategory	Plant Part	Preparation	Mode of administration	Informants
<i>Valeriana adscendens</i> Turcz. (FC329)	Valeriana	Wild	Skin and subcutaneous tissue	Itil	Lf	Ml	Kn	1
				Wounds, healing	Ap	Fs	Pl	1
			Cultural diseases and disorders	Antimonia, gentil, viejo, antiguo	Ro	Dc	Bt	1
			General ailments with unspecific symptoms	Headache	Ro	If	Or	1
			Nervous system and mental health	Insomnia	Ro	Dc, Fs, If	Nn, Or	82
				Stress	Ro	Dc, If	Or	5
			Other uses	Cancer	Ro	If	Or	1
			Pregnancy, birth and puerperium	Birth	Ro	If	Or	1
				Postpartum	Ro	If	Or	1
				Reproductive system and reproductive health	Menopause	Ro	If	Or
	Urinary system	Kidney disorders, emollient, diuretic	Ro	If	Or	2		
Caricaceae								
<i>Carica crassipetala</i> V.M.Badillo (FC472)	Shambor	Wild	Digestive system	Laxative	Fr	Ml	Or	1
			Infections and infestations	UTA, leishmaniasis	Lx	Fs	Pl	1
			Pregnancy, birth and puerperium	Postpartum	Lf	Fs	Kn, Or	4
<i>Carica papaya</i> L. (FC330)	Papaya	Cultivated	Blood and cardio-vascular system	Anemia	Fr	Fs, Jc	Or	2
			Cultural diseases and disorders	Tijte	Fr, Lx	Fs	Pl	3
			Digestive system	Intestinal parasites	Sd	If, Ml	Or	13
				Liver disorders	Fr, Sd	If, Jc, Ml	Or	7
				Hepatitis	Fr, Sd	If, Jc, Ml	Or	6
				Constipation	Fr, Sd	Fs, Jc	Or	4

Scientific name (voucher)	Vernacular name	Status	Category	Subcategory	Plant Part	Preparation	Mode of administration	Informants				
<i>Carica x heilbornii</i> V.M. Badillo (FC540)	Papaya de sierra, papayita de huerta	Wild	Cultural diseases and disorders	Laxative	Sd	If, Ml	Or	4				
				Diarrhoea	Fr, Sd	Fs, Jc, Ml	Or	3				
				Indigestive	Fr	Fs	Or	3				
				Gastric ulcers	Fr	Fs, Jc	Or	2				
				Stomach pain	Lx	If	Or	2				
					Diabetes	Fr	If	Or	1			
				Endocrine system	UTA, leishmaniasis	Lf, Lx, Sd	Dc, Fs, Ml	Bt, Pl	3			
						Fleas	Lx	Fs	Bt	2		
				Metabolic system and nutrition	Malaria	Sd	Ml	Or	1			
						Weight loss	Fr	Dc, Jc	Or	3		
				Nervous system and mental health	Stress	Lx	If	Or	1			
				Urinary system	Kidney disorders, emollient, diuretic	Fr	Jc	Or	1			
						Tijte	Lx	Fs	Pl	1		
				<i>Vasconcellea microcarpa</i> (Jacq.) A. DC. (FC331)	Maushán	Cultivated	Digestive system	Stomach pain	Fr, St	Fs, If	Or	2
								Indigestive	Fr	If	Or	1
General ailments with unspecific symptoms	Headache	St	Fs					Or	1			
Nervous system and mental health	Stress	Fr	If					Or	1			
Pregnancy, birth and puerperium	Breastfeeding	Fr	If					Or	1			
Respiratory system	Cough	Fr	If					Or	1			
<i>Vasconcellea microcarpa</i> (Jacq.) A. DC. (FC331)	Maushán	Cultivated	Digestive system	Stomach pain	Fl, Fr, Lf	If	Or	3				
				Pregnancy, birth and puerperium	Abortive	Lx	If	Or	1			
<i>Vasconcellea microcarpa</i> (Jacq.) A. DC. (FC331)	Maushán	Cultivated	Respiratory system	Flu	Fr	If	Or	1				

Scientific name (voucher)	Vernacular name	Status	Category	Subcategory	Plant Part	Preparation	Mode of administration	Informants
Caryophyllaceae								
<i>Dianthus caryophyllus</i> L. (FC651)	Clavel	Cultivated	Blood and cardio-vascular system	High pressure	Fl	If, Ml	Or	2
			General ailments with unspecific symptoms	Fever	Ap	If	Or	1
			Nervous system and mental health	Sadness	Fl, Lf	If	Or	15
Celastraceae								
<i>Maytenus macrocarpa</i> (Ruiz & Pav.) Briq. (FC350)	Chuchuasi	Cultivated	Cultural diseases and disorders	Tijte	Bk	If	Or	1
			Infections and infestations	Malaria	Bk	If	Or	1
			Muscular-skeletal system	Hernia	Bk	If	Pl	1
				Muscle cramps	Ap	Fm	Or	1
			Pregnancy, birth and puerperium	Birth	Bk	If	Or	1
			Reproductive system and reproductive health	Menstruation disorders	Bk, St	Fm, If	Or	3
			Respiratory system	Fertility	Bk	Fm	Or	1
				Impotence	Bk	Fm	Or	1
				Cold	Ap	If	Or	3
			Urinary system	Flu	Bk	Fm	Or	1
Prostate disorders	Bk	Fm		Or	2			
Chloranthaceae								
<i>Hedyosmum racemosum</i> (Ruiz & Pav.) G. Don (FC668)	Pacurrapra, moche	Wild	General ailments with unspecific symptoms	Fever	Lf	Dc	Pl	1
			<i>Hedyosmum scabrum</i> (Ruiz & Pav.) Solms (FC626)	Pirgay, pitillo, huacamuyo	Wild	Blood and cardio-vascular system	High pressure	Lf
Cultural diseases and disorders	Susto, espanto	Lf	Dc			Or, Pl	2	
Digestive system	Laxative	St	If			Or	1	
Muscular-skeletal system	Rheumatism	Lf	Wm			Pl	1	
Pregnancy, birth and puerperium	Breastfeeding	Fr, Lf	Dc, If, Ml			Or	26	

Scientific name (voucher)	Vernacular name	Status	Category	Subcategory	Plant Part	Preparation	Mode of administration	Informants
				Birth	Lf	Dc	Or	1
				Postpartum	Ro	Dc	Bt	1
Clusiaceae								
<i>Clusia pavonii</i> Planch. & Triana (FC332)	Tola del picaflor	Wild	Cultural diseases and disorders	Antimonia, gentil, viejo, antiguo	Lf	If	Bt	1
Commelinaceae								
<i>Commelina fasciculata</i> Ruiz & Pav. (FC336)	Cuelinga	Wild	Cultural diseases and disorders	Pulsario	Lf	If	Or	1
			Reproductive system and reproductive health	Menstruation disorders	Lf	If	Or	2
			Urinary system	Kidney disorders, emollient, diuretic	Ap	If	Or	1
Compositae								
<i>Acanthoxanthium spinosum</i> (L.) Fourr. (FC290)	Juan Alonso	Wild	Muscular-skeletal system	Joint sprains	Lf	If	Bt	1
<i>Achyrocline alata</i> (Kunth) DC. (FC294)	Huira huira, vira vira, postersatra, fostersacha	Wild	Cultural diseases and disorders	Pulsario	Lf	Ml	Pl	1
			Digestive system	Liver disorders	Ap	If	Or	3
			Muscular-skeletal system	Broken bones	Ap	Ml	Pl	1
			Reproductive system and reproductive health	Menstruation disorders	Lf	If	Or	1
			Respiratory system	Cough	Lf	If	Or	2
				Asthma	Lf	If	Or	1
				Bronchitis	Lf	If	Or	1
			Skin and subcutaneous tissue	Swelling	Ap, Lf	Fs, If	Bt, Or, Pl	4
				Burns	Lf	Ml	Pl	1
			Urinary system	Kidney disorders, emollient, diuretic	Ap, Lf	If	Or	8
				Prostate disorders	Ap	If	Or	1
<i>Achyrocline satureioides</i> (Lam.) DC. (FC516)	Llamaniú	Wild	Urinary system	Kidney disorders, emollient, diuretic	Ap	If	Or	1

Scientific name (voucher)	Vernacular name	Status	Category	Subcategory	Plant Part	Preparation	Mode of administration	Informants	
<i>Acmella oppositifolia</i> (Lam.) R. K. Jansen (FC291)	Botoncillo negro	Wild	Skin and subcutaneous tissue	Chirapa	Lf	If	Kn	1	
<i>Ageratina exsertovenosa</i> (Klatt) R.M. King & H. Rob. (FC469)	Cruzsacha	Wild	Cultural diseases and disorders	Susto, espanto	Ap, Lf	Fs, If	Bt, Kn	5	
				Shadow	Ap	Fs	Kn	1	
				Dental health	Toothache	Lf	Fs	Or	1
				Pregnancy, birth and puerperium	Birth	Lf, Ro	If	Or	2
				Reproductive system and reproductive health	Menstruation disorders	Lf	If	Or	1
<i>Ageratina glechonophylla</i> (Less.) R.M. King & H. Rob. (FC293)	Guarme guarme	Wild	Cultural diseases and disorders	Remove envy	Lf	Dc	Bt	2	
				Pulsario	Fl, Lf	Fs, If	Bt, Or	6	
				Digestive system	Aire, malaire	Lf	If	Or	1
					Diarrhoea	Lf	If	Or	2
				Indigestive	Stomach	Ap	If	Or	1
					infection	Ap	If	Or	1
				Muscular-skeletal system	Rheumatism	Ap	Fs	Kn	1
				Pregnancy, birth and puerperium	Abortive	Lf	If	Or	1
					Birth	Lf	If	Or	1
				Reproductive system and reproductive health	Menstruation disorders	Lf	If	Or	1
				Skin and subcutaneous tissue	Itil	Lf	Fs	Kn	1
				Urinary system	Kidney disorders, emollient, diuretic	Ap	If	Or	1
				<i>Ageratum conyzoides</i> (L.) L. (FC292)	Subsacha blanca	Wild	Digestive system	Diarrhoea	Ap, Lf
Urinary system	Kidney disorders, emollient, diuretic	Lf	Ml				Pl	2	
<i>Ambrosia arborescens</i> Mill. (FC295)	Marco grande	Wild	General ailments with	Fever	Ap	If	Bt	1	

Scientific name (voucher)	Vernacular name	Status	Category	Subcategory	Plant Part	Preparation	Mode of administration	Informants	
<i>Ambrosia peruviana</i> Willd. (FC297)	Marco	Wild	unspecific symptoms	Infections and infestations	Chickenpox	Lf	Fs	Kn	1
					Tick bite	Lf	Ml	Nn	1
				Respiratory system	Cold	Ap	Wm	Pl	1
				Skin and subcutaneous tissue	Feet fungus	Ep, Lf	Dc	Bt	1
				Cultural diseases and disorders	Antimonia, gentil, viejo, antiguo	Lf	Fs	Kn	4
					Susto, espanto	Lf	Dc	Bt	3
					Pulsario	Lf	Fs	Bt	1
					Tacsho	Lf	Fs	Pl	1
				Digestive system	Intestinal parasites	Ap	Fs	Or	1
				General ailments with unspecific symptoms	Fever	Lf	If	Bt	1
					General malaise	Lf	Dc	Bt	1
				Infections and infestations	Tick bite	Ap, Ep, Lf, St	Dc, Fs, If, Jc, Ml	Bt, Kn, Nn, Pl	30
					Malaria	Lf, Sd	Fs, If	Kn, Or	5
					Insect bite	Lf	Dc, Fs	Bt, Kn	3
				Muscular-skeletal system	Rheumatism	Lf	Dc, Fs, If, Jc, Wm	Bt, Kn, Pl	8
				Pregnancy, birth and puerperium	Abortive	Ap, Lf	Dc, If	Or	4
					Postpartum	Lf	Fs	Pl	1
Ritual and magic uses	Curse	Lf	Fs	Kn	1				
<i>Artemisia absinthium</i> L. (FC298)	Ajenjo	Wild	Blood and cardio-vascular system	Remove envy	Lf	If	Bt	1	
				Blood infection	Lf	Fs	Or	1	
				Cultural diseases and disorders	Aire, malaire	Lf	If	Kn	1

Scientific name (voucher)	Vernacular name	Status	Category	Subcategory	Plant Part	Preparation	Mode of administration	Informants		
<i>Austroeupatorium inulaefolium</i> (Kunth) R.M. King & H. Rob (FC299)	Curmicuna, curomicuna, llashaquirpana	Wild	Cultural diseases and disorders	Antimonia, gentil, viejo, antiguo	Ep	Ml	Pl	1		
				Susto, espanto	Lf	If	Bt	1		
				Dental health	Toothache	Lf	Fs, If, Ml	Bt, Or	3	
				Digestive system	Stomach cramps	Ap, Lf	If	Or	7	
					Liver disorders	Ap, Lf	If	Or	4	
					Hepatitis	Lf	If	Or	2	
					Intestinal parasites	Lf	If, Jc	Or	2	
					Carminative	Lf	If	Or	1	
					Diarrhoea	Ep	If	Or	1	
					Stomach pain	Lf	If	Or	1	
					General ailments with unspecific symptoms	Fever	Ap	If	Bt	1
					Infections and infestations	Malaria	Lf	If	Or	2
					Pregnancy, birth and puerperium	Birth	Ap, Bd, Lf	If	Or	3
				Postpartum		Lf	If	Vp	1	
				Reproductive system and reproductive health	Menstruation disorders	Ap, Ep, Lf	If	Or	9	
					Menopause	Ap	Ml	Pl	1	
				Respiratory system	Cold	Ap, Lf	If	Or	8	
					Flu	Ap, Lf	If	Or	2	
				Digestive system	Stomach pain	Lf	If	Or	2	
				Infections and infestations	UTA, leishmaniasis	Lx	Fs	Bt	1	
				Muscular-skeletal system	Broken bones	Lf	Ml	Pl	1	
				Respiratory system	Cold	Ap	If	Bt	1	
				Skin and subcutaneous tissue	Wounds, healing	Ap	Fs, If	Bt, Kn, Pl	4	

Scientific name (voucher)	Vernacular name	Status	Category	Subcategory	Plant Part	Preparation	Mode of administration	Informants	
<i>Baccharis auriculigera</i> Hieron. (FC666)	Tayango	Wild	Cultural diseases and disorders	Chirapa	Lf	If	Bt	1	
				Susto, espanto	Lf	Dc	Kn	1	
				Infections and infestations	UTA, leishmaniasis	Bk, Lf	Fm, Wm	Kn, Pl	2
				Muscular-skeletal system	Insect bite Rheumatism	Lf Lf	If Wm	Or Bt, Kn	1 2
				Muscular-skeletal system	Broken bones	Lf	If	Bt	1
<i>Baccharis genistelloides</i> (Lam.) Pers. (FC538)	Carqueja, tres esquinas	Wild	Cultural diseases and disorders	Antimonia, gentil, viejo, antiguo	Lf	Dc, Fs, If	Bt, Kn	3	
				Susto, espanto	Lf	If	Bt, Or	3	
				Digestive system	Liver disorders	Ap, Ep, Lf	If	Or	18
					Diarrhoea	Ap, Lf	If	Or	3
					Hepatitis	Lf	If	Or	3
					Gastric ulcers	Ap, Lf	If	Or	2
					Laxative	Lf	If	Or	1
				Endocrine system	Diabetes	Sd	If	Or	1
				General ailments with unspecific symptoms	Fever	Ap	If	Bt	1
				Infections and infestations	Yellow fever	Ap, Ep	If	Bt, Or	2
					Malaria	Lf	If	Or	1
					UTA, leishmaniasis	Lf	In	Bt	1
				Other uses	Cancer	Lf	If	Or	1
				Reproductive system and reproductive health	Fertility	Lf	If	Or	1
				Skin and subcutaneous tissue	Wounds, healing	Ap	Dc	Bt	1
Urinary system	Kidney disorders, emollient, diuretic	Ap, Lf	If	Or	8				
	Kidney stones	Ap	If	Or					
	Prostate disorders	Bd	If	Or	1				

Scientific name (voucher)	Vernacular name	Status	Category	Subcategory	Plant Part	Preparation	Mode of administration	Informants
<i>Baccharis latifolia</i> (Ruiz & Pav.) Pers. (FC284)	Chillca, camcam	Wild	Cultural diseases and disorders	Susto, espanto	Lf	If	Bt	3
				Aire, malaire	Lf	Fs	Pl	1
			Digestive system	Pulsario	Lf	Wm	Pl	1
				Stomach pain	Ap, Lf, St	Fs, If, Pl	Or, Pl	10
			Diarrhoea	Bd, Lf	Fs, If	Or, Pl	5	
				Stomach cramps	Lf	Dc, If	Or	2
			Indigestive Laxative	Lf	If	Or	1	
				Lf	If	Or	1	
			General ailments with unspecific symptoms	General	Lf	Fs	Pl	8
				General ailments with unspecific symptoms	Headache	Lf	Fs	Pl
			Infections and infestations	Lice	Lf	Fs, If	Bt, Pl	2
				Insect bite	Lf	Wm	Kn	1
			Muscular-skeletal system	Malaria	Lf	If	Bt, Or, Pl	1
				Rheumatism	Lf	Dc, Fs, If, Pl, Wm	Bt, Pl, Vp	24
			Muscular-skeletal system	Broken bones	Lf	Fs, Pl	Kn, Or, Pl	5
			Pregnancy, birth and puerperium	Postpartum	Lf	Dc, Fs, If	Bt, Or	3
				Reproductive system and reproductive health	Menstruation disorders	Lf	Dc, If	Or
			Respiratory system	Menopause	Ro	If	Or	1
				Cold	Ap, Lf	Fs, If, Pl, Wm	Bt, Kn, Or, Pl	30
			Sensory system	Flu	Ap, Lf	Fs, If	Bt, Or, Pl	8
				Hearing disorders	Lf	Fs, If, Pl	Ew	4

Scientific name (voucher)	Vernacular name	Status	Category	Subcategory	Plant Part	Preparation	Mode of administration	Informants	
<i>Baccharis salicifolia</i> (Ruiz & Pav.) Pers. (FC665)	Santo Domingo	Wild	Skin and subcutaneous tissue	Swelling	Lf	Fs, Ml	Pl	5	
				Feet fungus	Lf	If	Pl	1	
				Wounds, healing	Lf	Fs	Pl	1	
				Urinary system	Lf	If	Or	1	
				Cultural diseases and disorders	Lf	Ml	Pl	1	
<i>Barnadesia dombeyana</i> Less. (FC620)	Cashacuma	Wild	Urinary system	Prostate disorders	Lf	If	Or	1	
<i>Bidens andicola</i> Kunth (FC639)	Cadillo del abuelo	Wild	Cultural diseases and disorders	Antimonia, gentil, viejo, antiguo	Ap, Lf	If, Ml	Or, Pl	3	
<i>Bidens pilosa</i> L. (FC533)	Cadillo	Wild	Digestive system	Diarrhoea	Ap	If	Or	3	
				Liver disorders	Ap	If	Bt	1	
				Stomach cramps	Lf	If	Or	1	
				General ailments with unspecific symptoms	Lf	If	Or	1	
				Other uses	Ap, Ro	Dc, If	Bt	3	
				Pregnancy, birth and puerperium	Birth	Fr, Lf	Dc, If	Or	2
					Postpartum	Lf	Fs, Wm	Bt, Or	2
				Reproductive system and reproductive health	Fertility	Lf	If	Or	1
					Menstruation disorders	Ap	If	Or	1
					Vaginal infection	Lf	If	Bt	1
				Sensory system	Visual disorders	Lf	Fs	Ew	2
				Skin and subcutaneous tissue	Chirapa	Ep	Fs	Or	1
Urinary system	Kidney disorders, emollient, diuretic	Ap, Ep, Fr, Lf, Ro, St	If	Bt, Or	44				
	Kidney stones	Ap, Lf	If	Or	4				

Scientific name (voucher)	Vernacular name	Status	Category	Subcategory	Plant Part	Preparation	Mode of administration	Informants	
<i>Calendula officinalis</i> L. (FC300)	Flor del sol	Cultivated	Cultural diseases and disorders	Prostate disorders	Ap, Lf	If	Or	4	
				Aire, malaire	Ap	If	Or	1	
				Headache	Ap	If	Or	1	
				General ailments with unspecific symptoms					
<i>Cichorium intybus</i> L. (FC301)	Achicoria	Wild	Blood and cardio-vascular system	Nervous system and mental health	Mental stimulant	Fl	Fs	Pl	1
				Stress Anemia	Ap	If	Or	1	
					Lf	Dc, If	Or	2	
				Hemorrhoids	Ap	Dc	En	2	
					Ro	If	Or	1	
				High pressure	Ap,	Dc,	Or	55	
					Lf, Ro	Fs, If, Jc			
				Liver disorders	Lf, Ro	If, Jc	Or	5	
					Ro	Jc			
				Hepatitis	Lf, Ro	If, Jc	Or	5	
					Ro	Jc			
				Gastric ulcers	Lf	Dc, Fs	Or	2	
						Fs			
				Intestinal parasites	Ap	If	Or	2	
				Diarrhoea	Lf	If	Or	1	
Indigestive	Lf	If	Or	1					
Stomach pain	Ro	If	Or	1					
General ailments with unspecific symptoms	Ap,	Dc,	Or	27					
	Ep, Lf, Ro, St	If, Jc, Ml							
Headache	Ro	If	Or	1					
Infections and infestations	Ap, Lf	Dc, If, Ml	Or	4					
Chickenpox	Ro	Dc	Bt	1					
Fleas	Lf	Dc	Bt	1					
Yellow fever	Ro	If	Or	1					
Metabolic system and nutrition	Lf	Fs	Or	1					
Nervous system and mental health	Lf	If	Or	1					
Reproductive system and reproductive health	Bk	Fm	Or	1					
Menopause	Ap	Ml	Pl	1					

Scientific name (voucher)	Vernacular name	Status	Category	Subcategory	Plant Part	Preparation	Mode of administration	Informants
			Respiratory system	Cold	Ap, Ro	If	Or	3
			Skin and subcutaneous tissue	Swelling	Lf, Ro	Fs, If	Or, Pl	2
			Urinary system	Chirapa	Ro	If	Bt	1
				Kidney disorders, emollient, diuretic	Lf, Ro	Dc, If, Ml	Or	6
				Kidney stones	Ap, Lf	Dc, If	Or	2
<i>Conyza bonariensis</i> (L.) Cronquist (FC624)	Lluilanza	Wild	Cultural diseases and disorders	Pulsario	Lf	Fs, If	Or, Pl	4
			Muscular-skeletal system	Susto, espanto	Lf	If	Pl	1
				Broken bones	Lf	Ml	Pl	2
			Nervous system and mental health	Hernia	Lf	Ml	Pl	1
				Stress	Fl	If	Or	1
			Pregnancy, birth and puerperium	Postpartum	Lf	Fs	Pl	1
<i>Cynara scolymus</i> L. (FC674)	Alcachofa	Cultivated	Digestive system	Liver disorders	Ap, Fr, Lf	If	Or	4
				Gallbladder	Lf	If	Or	1
			Endocrine system	Diabetes	Fr, Lf	If	Or	1
			Infections and infestations	Malaria	Lf	Jc	Or	1
			Skin and subcutaneous tissue	Liver spots	Lf	If	Or	1
<i>Dendrophorbium usgorensis</i> (Cuatrec.) C. Jeffrey (FC537)	Chamca	Wild	Cultural diseases and disorders	Antimonia, gentil, viejo, antiguo	Lf	If	Pl	1
			Other uses	Cancer	Lf	Dc	Or	1
			Respiratory system	Cold	Lf	Fs	In	1
<i>Dorobaea</i> sp. (FC618)	Contoya	Wild	Cultural diseases and disorders	Tijte	Lx	Fs	Pl	1
			Infections and infestations	UTA, leishmaniasis	St	If	Pl	1
			Sensory system	Hearing disorders	Fl	If	Ew	1
			Skin and subcutaneous tissue	Wounds, healing	Lf	Fs	Pl	1

Scientific name (voucher)	Vernacular name	Status	Category	Subcategory	Plant Part	Preparation	Mode of administration	Informants
<i>Erigeron leptorhizon</i> DC. (FC302)	Guar guar	Wild	Nervous system and mental health	Stress	Ap	If	Or	1
<i>Gamochaeta americana</i> (Mill.) Wedd. (FC304)	Lechuguilla	Wild	Infections and infestations	Fleas	Lf	Fs	Pl	3
			Other uses	Cancer	Lf	Jc	Or	1
			Sensory system	Visual disorders	Ap, Lf	Fs	Ew	10
<i>Gnaphalium spicatum</i> Mill. (FC305)	Sachafósforo	Wild	Digestive system	Diarrhoea	Lf	If	Or	1
			Skin and subcutaneous tissue	Wounds, healing	Lf	If	Bt	1
<i>Gynoxys pillahuatensis</i> Cuatrec. (FC617)	Jacumo	Wild	Infections and infestations	Chickenpox	Ap	If	Bt	1
<i>Helianthus annuus</i> L. (FC306)	Girasol	Cultivated	Cultural diseases and disorders	Susto, espanto	Lf	If	Bt	1
			Respiratory system	Cold	Sd	Wm	Or	2
<i>Lactuca sativa</i> L. (FC324)	Lechuga	Cultivated	Blood and cardio-vascular system	High pressure	Fr, Lf	Fs	Or	1
			Infections and infestations	Fleas	Ap	Jc	Pl	1
			Metabolic system and nutrition	Weight loss	Fr, Lf	Fs	Or	3
			Muscular-skeletal system	Broken bones	Lf	If	Bt	1
			Nervous system and mental health	Insomnia	Lf, Ro, St	Fs, If	Or	10
			Pregnancy, birth and puerperium	Breastfeeding	Ap, Lf	Dc, Jc	Or	3
			Reproductive system and reproductive health	Menopause	Ep	Ml	Pl	1
			Skin and subcutaneous tissue	Burns	Ep	Jc	Pl	1
			Urinary system	Wounds, healing Prostate disorders	Ap Ap	Jc Ml	Or Pl	1 1

Scientific name (voucher)	Vernacular name	Status	Category	Subcategory	Plant Part	Preparation	Mode of administration	Informants	
<i>Liabum</i> sp. (FC307)	Cizo	Wild	Blood and cardio-vascular system	Blood infection	Lf	Dc	Bt	1	
				Pregnancy, birth and puerperium	Breastfeeding	Ap	If	Or	1
				Skin and subcutaneous tissue	Chirapa	Lf	If	Bt, Or	2
<i>Matricaria recutita</i> L. (FC569)	Manzanilla	Cultivated	Blood and cardio-vascular system	High pressure	Ep	If	Or	1	
				Low pressure	Lf	Dc	Bt	1	
				Cultural diseases and disorders	Susto, espanto	Ap, Lf	Dc, Fs, If	Bt, Or	5
				Digestive system	Aire, malaire	Ap	If	Or	1
					Pulsario	Fl	If	Or	1
					Stomach pain	Ap, Ep	If	Or	101
					Stomach cramps	Ap, Lf	If	Or	30
					Indigestive	Ap	If	Or	8
					Carminative	Ap, Lf	Dc, If	Or	6
				General ailments with unspecific symptoms	Diarrhoea	Ap, Lf	Dc, If	Or	6
					Acidity	Ap	If	Or	1
					Constipation	Lf	If	Or	1
					Fever	Ap, Lf	If	Or	3
					Headache	Ap	If	Or	1
				Muscular-skeletal system	Broken bones	Lf	Dc	Bt	1
					Nervous system and mental health	Insomnia	Ap, Fl, Lf	Fs, If	Bt, Nn, Or
				Nervous system and mental health		Stress	Ap, Fl	Fs, If	Bt, Nn, Or
Other uses	Hair loss	Lf	Dc	Bt	1				
	Pregnancy, birth and puerperium	Birth	Ap, Lf	Dc, If	Or	17			
	Pregnancy, birth and puerperium	Postpartum	Lf	If	Or	1			
Reproductive system and reproductive health	Menstruation disorders	Ap, Lf	Dc, If	Or	4				

Scientific name (voucher)	Vernacular name	Status	Category	Subcategory	Plant Part	Preparation	Mode of administration	Informants	
<i>Monactis jelskii</i> Hieron. (FC627)	Nispasiana	Wild		Impotence	Lf	If	Or	1	
				Vaginal infection	Ap	If	Bt	1	
				Respiratory system	Cold	Ap	If	Or	9
				Respiratory system	Flu	Ap, Lf	Fs, If	Or	6
				Ritual and magic uses	Bring good luck	Fl	If	Bt	1
				Sensory system	Visual disorders	Ap, Ep, Fl, Lf	Dc, If	Ew	165
				Sensory system	Hearing disorders	Ap	If	Ew	1
				Skin and subcutaneous tissue	Wounds, healing	Ap	If	Bt, Or	11
					Acne	Ap, Lf	Dc, If	Bt, Or, Vp	6
				Urinary system	Swelling	Ap	If	Bt	1
					Kidney disorders, emollient, diuretic	Lf	If	Bt	1
					Diarrhoea	Lf	If	Or	1
					Diabetes	Bd	If	Or	1
					General ailments with unspecific symptoms	Lf	Fs	Pl	1
<i>Munnozia senecionidis</i> Benth. (FC610)	Hicaco	Wild	Cultural diseases and disorders	Aire, malaire	Lf	If	Or	1	
				Nervous system and mental health	Stress	Ap, Lf	If	Or	2
				Skin and subcutaneous tissue	Chirapa	Lf	Dc, If	Bt, Pl	5
<i>Ophryosporus peruvianus</i> R.M. King & H. Rob (FC308)	Rumusaua na	Wild	Cultural diseases and disorders	Susto, espanto	Ap	If	Or	1	
				Muscular-skeletal system	Broken bones	Ap	If	Bt	1

Scientific name (voucher)	Vernacular name	Status	Category	Subcategory	Plant Part	Preparation	Mode of administration	Informants
<i>Philoglossa peruviana</i> DC. (FC470)	Callirrosa	Wild	Nervous system and mental health	Stress	Ap	If	Or	1
			Cultural diseases and disorders	Tacsho	Lf	Fs	Kn, Pl	3
			General ailments with unspecific symptoms	Shadow	Ap	Fs	Kn	1
				Susto, espanto	Lf	If	Bt	1
				Fever	Ep	If	Or	1
			<i>Porophyllum ruderale</i> (Jacq.) Cass. (FC309)	Hierba del gallinazo, shucarruda	Wild	Muscular-skeletal system	Rheumatism	Ap
Cultural diseases and disorders	Aire, malaire	Ap, Lf				If	Bt, Or	5
Nervous system and mental health	Antimonia, gentil, viejo, antiguo	Ap, Lf				Dc, Fm	Bt	2
	Negative vibes	Lf				Fs	Kn	1
	Epilepsy	Lf				If, Ml	Or	2
Reproductive system and reproductive health	Contraceptive	Lf				If	Or	1
Ritual and magic uses	Curse	Lf	If	Bt	1			
<i>Smallanthus glabratus</i> (DC). H. Rob. (FC521)	Yacónsacha	Wild	Cultural diseases and disorders	Pulsario	Lf	Fs, If, Ml	Pl	5
			Muscular-skeletal system	Broken bones	Lf	Fs	Pl	1
			Skin and subcutaneous tissue	Swelling	Lf	Fs	Pl	1
<i>Smallanthus sonchifolius</i> (Poepp.) H. Rob. (FC311)	Yacón	Cultivated	Blood and cardio-vascular system	High pressure	Ro	Jc	Or	1
			Cultural diseases and disorders	Varicose veins	Ro	Jc	Pl	1
				Susto, espanto	Ro	If	Bt	1
			Digestive system	Constipation	Ro	Fs	Or	1
			Endocrine system	Diabetes	Ro	Dc, Fs, If, Jc	Or	32
			General ailments with	Fever	Ro	If	Or	1

Scientific name (voucher)	Vernacular name	Status	Category	Subcategory	Plant Part	Preparation	Mode of administration	Informants
<i>Sonchus asper</i> (L.) Hill (FC313)	Cashacerra ja	Wild	unspecific symptoms	Weight loss	Ro	Dc, Fs	Or	6
			Metabolic system and nutrition	Stress	Ro	Dc	Or	1
			Nervous system and mental health	Cancer	Ro	Dc, Fs, If	Or	5
			Other uses	Breastfeeding	Ro	If	Or	1
			Pregnancy, birth and puerperium	Menopause	Ro	Ml	Pl	1
			Reproductive system and reproductive health	Burns	Ro	Ml	Pl	1
			Skin and subcutaneous tissue	Kidney disorders, emollient, diuretic	Ro	If	Or	2
			Urinary system	Prostate disorders	Ro	Dc, Fs	Or	2
			Urinary system	General ailments with unspecified symptoms	Ro	If	Or	1
			General ailments with unspecified symptoms	Respiratory system	Ap	If	Or	1
			Respiratory system	Cough	Ap	If	Or	1
			Respiratory system	Wounds, healing	Lx	Fs	Pl	1
			Skin and subcutaneous tissue	<i>Sonchus oleraceus</i> (L.) L. (FC592)	Wild	Digestive system	Liver disorders	Ap
Digestive system	Diarrhoea	Ap	If			Or	1	
General ailments with unspecified symptoms	Fever	Ap	If			Bt	1	
Pregnancy, birth and puerperium	Birth	Lf	If			Or	1	
Reproductive system	Cough	Ap, Lf	If			Or	11	
Respiratory system	Cold	Ap, Lf	If			Or	2	

Scientific name (voucher)	Vernacular name	Status	Category	Subcategory	Plant Part	Preparation	Mode of administration	Informants
<i>Tagetes erecta</i> L. (FC315)	Ayarrosa, rosa de los muertos	Wild	Skin and subcutaneous tissue	Swelling	Ap	Fs	Kn	2
			Cultural diseases and disorders	Susto, espanto	Ep, Fl, Lf	Dc, Fs, If	Bt, Or	29
				Tacsho	Ap, Fl	Fs, If	Kn, Or	4
				Antimonia, gentil, viejo, antiguo	Lf	Fs	Kn	1
			General ailments with unspecific symptoms	Fever	Ap	If	Bt	2
			Respiratory system	Expectorant	Fl	Dc	Vp	1
<i>Tagetes filifolia</i> Lag. (FC599)	Anís de sierra	Wild	Sensory system	Visual disorders	Fl	If	Ew	2
			Blood and cardio-vascular system	Low pressure	Ap	If	Or	1
			Dental health	Toothache	Ap, Lf	Fs, Ml	Or	2
			Digestive system	Carminative	Ap, Ep, Lf	If	Or	37
				Stomach pain	Ap	if	Or	28
				Stomach cramps	Ap, Lf	If	Or	13
				Diarrhoea	Ap, Lf	If	Or	2
				Indigestive	Ap	If	Or	1
				Stomach infection	Ap	If	Or	1
			General ailments with unspecific symptoms	Fever	Lf	If	Or	1
				Headache	Ap	If	Or	1
			Nervous system and mental health	Insomnia	Ap, Lf	If	Or	2
				Stress	Lf	If	Or	1
			Pregnancy, birth and puerperium	Birth	Ap, Lf	If	Or	4
	Breastfeeding	Lf	If	Or	1			
	Postpartum	Lf	If	Or	1			
Respiratory system	Cold	Ap	If	Or	6			
<i>Tagetes minuta</i> L. (FC316)	Huacatay	Cultivated	Cultural diseases and disorders	Aire, malaire	Ap, Lf	Fs, If	Bt, In	3

Scientific name (voucher)	Vernacular name	Status	Category	Subcategory	Plant Part	Preparation	Mode of administration	Informants	
<i>Tanacetum parthenium</i> (L.) Sch. Bip. (FC573)	Callimanza nilla	Wild	Digestive system	Gallbladder	Lf	If	Or	1	
			Metabolic system and nutrition	Whet	Ap	If	Or	5	
			Muscular-skeletal system	Rheumatism	Ap	Dc	Vp	1	
			Cultural diseases and disorders	Susto, espanto	Lf	Dc, If	Bt, Or	3	
				Antimonia, gentil, viejo, antiguo	Lf	Fm	Bt	1	
			General ailments with unspecific symptoms	Fever	Ap, Lf	Fs, If, Wm	Bt, Kn, Or, Pl	32	
			General ailments with unspecific symptoms	Headache	Ap	Fs, If	In, Or	2	
			Respiratory system	Flu	Ap, Lf, St	Dc, Fm, Fs, If	Bt, In, Or, Vp	23	
				Cold	Ap, Lf	Dc, Fm, Fs, If, Ml	Bt, In, Kn, Or, Vp	13	
				Cough	Ap, Fl	Fs, If	Or, Pl	3	
				Ritual and magic uses	Curse	Ap, Lf	Dc, If	Bt, Vp	3
			<i>Taraxacum officinale</i> (L.) Weber ex F.H. Wigg (FC595)	Diente de león, amargón	Wild	Digestive system	Liver disorders	Ap, Ro	If
Digestive system	Diarrhoea	Ro				If	Or	1	
Endocrine system	Diabetes	Lf				Dc, If	Or	2	
General ailments with unspecific symptoms	Fever	Lf				If	Or	1	
General ailments with unspecific symptoms	Headache	Ap				If	Or	1	
Infections and infestations	Herpes	Ap				Ml	Bt, Or	2	
Urinary system	Kidney disorders,	Ap				If	Or	1	

Scientific name (voucher)	Vernacular name	Status	Category	Subcategory	Plant Part	Preparation	Mode of administration	Informants	
<i>Tessaria integrifolia</i> Ruiz & Pav. (FC534)	Pájaro bobo	Wild	Urinary system	emollient, diuretic	Ap	If	Or	1	
			Pregnancy, birth and puerperium	Kidney stones	Lf	If	Or	1	
			Pregnancy, birth and puerperium	Birth	Lf	If	Or	1	
			Urinary system	Postpartum	Lf	If	Or	1	
<i>Vernonanthura patens</i> (Kunth) H. Rob. (FC318)	Cosomo, cosmo	Wild	Urinary system	Kidney disorders, emollient, diuretic	Ap, Bk, Lf	Dc, If	Or	11	
			Cultural diseases and disorders	Urinary system	Prostate disorders	Ap	If	Or	1
			General ailments with unspecific symptoms	Susto, espanto	Lf	Fs	Pl	2	
			Respiratory system	Headache	Lf	Fs	Bt	1	
<i>Vernonia scorpioides</i> (Lam.) Pers. (FC319)	Gulgul	Wild	Cultural diseases and disorders	Cold	Ap	Fs	Kn	1	
			Skin and subcutaneous tissue	Susto, espanto	Ap	Fs, If	Kn	2	
			Digestive system	Itil	Lf	Fs	Kn	1	
<i>Zinnia peruviana</i> (L.) L (no voucher specimen)	Chinita y cholito	Cultivated	Digestive system	Indigestive	Ap, Bk, Lf, Sd	Fm, If	Or	5	
			Reproductive system and reproductive health	Fertility	Lf	If	Or	2	
			Urinary system	Kidney disorders, emollient, diuretic	Lf	If	Or	1	
Convolvulaceae									
<i>Ipomoea alba</i> L. (FC337)	Acniuca blanca	Wild	Respiratory system	Cold	Fl	If	Bt	1	
<i>Ipomoea batatas</i> (L.) Lam. (FC338)	Camote	Cultivated	Cultural diseases and disorders	Tijte	Ro	Wm	Pl	1	
			Other uses	Cancer	Ro	If	Or	1	
			Other uses	Hair loss	Ro	Dc	Or	1	
			Pregnancy, birth and puerperium	Breastfeeding	Ro	Dc, Fs, If	Or	18	

Scientific name (voucher)	Vernacular name	Status	Category	Subcategory	Plant Part	Preparation	Mode of administration	Informants
			Pregnancy, birth and puerperium	Postpartum	Ro	If	Bt	1
			Sensory system	Visual disorders	Ro	Dc	Ew	1
			Skin and subcutaneous tissue	Wounds, healing	Ro	If	Bt	1
<i>Ipomoea purpurea</i> (L.) Roth (FC339)	Acniuca morada	Wild	Cultural diseases and disorders	Pulsario	Lf	Fs	Kn	1
Crassulaceae								
<i>Echeveria peruviana</i> Meyen (FC475)	Orejón grande	Wild	Sensory system	Visual disorders	Lf	Wm	Ew	1
<i>Echeveria utubambensis</i> Hutchison ex Kimmach (FC476)	Orejón pequeño	Wild	Digestive system	Indigestive	Ap	If	Or	1
<i>Echeveria wurdackii</i> Hutchison ex Kimmach (FC345)	Oreja de perro	Wild	Ritual and magic uses	Curse	Ap	If	Bt	1
			Sensory system	Hearing disorders	Lf	Jc, Wm	Ew	2
<i>Kalanchoe pinnata</i> (Lam.) Pers. (FC535)	Hoja del aire, pimpinela	Wild	Cultural diseases and disorders	Susto, espanto	Lf	Dc	Kn	1
Cucurbitaceae								
<i>Cucumis sativus</i> L. (FC658)	Pepinillo	Cultivated	Blood and cardio-vascular system	High pressure	Fr	Dc	Or	4
				Anemia	Fr	Dc	Or	1
				Blood infection	Ap	Dc	Or	1
				Low pressure	Fr	Dc	Or	1
			Cultural diseases and disorders	Antimonia, gentil, viejo, antiguo	Fr, Lf	Fs, If	Bt, Pl	2
				Tijte	Lf	Wm	Pl	1
			Digestive system	Diarrhoea	Fr	Dc	Or	2
			Endocrine system	Diabetes	Fr	Dc, Fs	Or	3
			Infections and infestations	UTA, leishmaniasis	Lf	Fs	Or	1
			Metabolic system and nutrition	Weight loss	Ap, Fr, Lf	Dc, Fs, If, Jc	Or	22
			Other uses	Hangover	Fr	Jc, Wm	Or	1
			Sensory system	Visual disorders	Fr	Fs	Ew	1

Scientific name (voucher)	Vernacular name	Status	Category	Subcategory	Plant Part	Preparation	Mode of administration	Informants	
<i>Cucurbita ficifolia</i> Bouché (FC340)	Chiclayo, calabaza	Cultivated	Skin and subcutaneous tissue	Acne	Fr	Fs	Pl	1	
				Burns	Fr	Ml	Pl	1	
				Tijte	Bd, Fr, Lf	Dc, If, Wm	Bt, Kn, Pl	8	
			Digestive system	Antimonia, gentil, viejo, antiguo	Lf, Sd	Ml	Bt, Pl	2	
				Pulsario	Lf	Fs	Pl	1	
				Susto, espanto	Sd	If	Pl	1	
				Stomach pain	Lf	If	Bt, Or	6	
				Hepatitis	Bd, Lf	If	Or	1	
				Intestinal parasites	Sd	If	Or	1	
				Laxative	Sd	Dc	Or	1	
				General ailments with unspecific symptoms	Ap, Bd, Fr, Lf	Dc, Fs, If, Jc, Ml	Bt, Kn, Or, Pl	24	
				General malaise	Lf	Fs, If	Bt	5	
				Muscular-skeletal system	Rheumatism	Lf	If	Pl	1
				Nervous system and mental health	Stress	Bd, Lf	If, Ml	Or	2
				Pregnancy, birth and puerperium	Postpartum	Bd, Lf	Fs	Kn	1
				Respiratory system	Flu	Bd, Lf	If	Bt, Or	3
				Skin and subcutaneous tissue	Burns	Bd, Fr, Lf	Dc, Fs, Ml	Pl	4
Wounds, healing	Fr, St	Fs, Jc	Or, Pl		4				
Antimonia, gentil, viejo, antiguo	Lf, Sd	Ml	Bt, Pl		2				
Susto, espanto	Fl	If	Or		1				
Digestive system	Intestinal parasites	Ap, Sd	Dc, If, Ml, Wm		Or	31			
Digestive system	Laxative	Sd	Dc	Or	1				
Other uses	Hair loss	Lf	Dc	Or	1				

Scientific name (voucher)	Vernacular name	Status	Category	Subcategory	Plant Part	Preparation	Mode of administration	Informants
<i>Cyclanthera pedata</i> (L.) Schard. (FC343)	Caigua, cayua	Cultivated	Pregnancy, birth and puerperium	Birth	Bd, St	If, Ml	Or	4
			Blood and cardio-vascular system	High pressure	Fr	Dc	Or	1
			Cultural diseases and disorders	Pulsario	Bd	Ml	Pl	1
			Metabolic system and nutrition	Weight loss	Ap, Fr	Dc, Fs, If, Jc	Or	13
			Nervous system and mental health	Stress	Lf	If	Or	1
			Sensory system	Hearing disorders	Fr, Lf	Dc, Fs, If, Jc, Wm	Ew	99
			Skin and subcutaneous tissue	Swelling	Fr	Jc	Bt	1
<i>Sicyos baderoa</i> Hook. & Arn. (FC466)	Pachalenga	Wild	Cultural diseases and disorders	Antimonia, gentil, viejo, antiguo	Ap, Lf	Fs, If	Or	2
				Susto, espanto	Ap	Fs	Kn	1
			Pregnancy, birth and puerperium	Birth	Ap	if	Or	1
Cupressaceae <i>Cupressus sempervirens</i> L. (FC344)	Ciprés	Cultivated	Dental health	Toothache	Lx	Fs	Or	2
			Muscular-skeletal system	Rheumatism	Lf	Dc	Pl	1
			Respiratory system	Tonsillitis	Lf	If	Gg, Or	3
				Cold	Lf	If	Or	1
				Cough	Ap	If	Gg, Or	1
			Skin and subcutaneous tissue	Burns	Ap	if	Or	2
				Wounds, healing	Ap	if	Or	1
			Urinary system	Prostate disorders	Lf	If	Or	1

Scientific name (voucher)	Vernacular name	Status	Category	Subcategory	Plant Part	Preparation	Mode of administration	Informants
Cyperaceae								
<i>Rhynchospora macrochaeta</i> Steud. ex Boeckeler (FC603)	Cortadera chica	Wild	Reproductive system and reproductive health	Menstruation disorders	Ap, Ro	If	Or	2
Dioscoreaceae								
<i>Dioscorea schunkei</i> Ayala & T. Clayton (FC633)	Papa Wild	Wild	Cultural diseases and disorders	Antimonia, gentil, viejo, antiguo	Ap	Fs	Kn	2
			Digestive system	Diarrhoea	Lf	If	Or	1
			General ailments with unspecific symptoms	Fever	Fr	Dc	Bt	1
			Urinary system	Prostate disorders	Fr	Dc, If	Or	2
Ephedraceae								
<i>Ephedra americana</i> Humb. & Bonpl. ex Willd. (FC346)	Diegolope	Wild	Dental health	Toothache	Lf	Jc	Bt	1
			Muscular-skeletal system	Broken bones	Ap, Lf	Fs, Jc	Bt, Pl	3
			Reproductive system and reproductive health	Contraceptive	Lf	If	Or	2
			Sensory system	Fertility	Bk	If	Or	1
				Hearing disorders	Lf	Dc, Fs, Jc, Wm	Ew	7
Equisetaceae								
<i>Equisetum bogotense</i> Kunth (FC523)	Cola caballo pequeña	Wild	Blood and cardio-vascular system	Anemia	Lf	Dc	Or	1
				Hemorrhoids	Lf	If	Vp	1
			Cultural diseases and disorders	Antimonia, gentil, viejo, antiguo	Lf	Ml	Pl	1
			Digestive system	Liver disorders	Ap, Lf	Dc, If	Or	7
				Stomach infection	Ap, Lf	If	Or	2
				Intestinal parasites	Ap	If	Or	1
			General ailments with unspecific symptoms	General malaise	Ap, Lf	If	Or	2
				Fever	Lf	If	Or	1
			Muscular-skeletal system	Broken bones	Lf	Ml	Pl	1

Scientific name (voucher)	Vernacular name	Status	Category	Subcategory	Plant Part	Preparation	Mode of administration	Informants
			Nervous system and mental health	Stress	Ap	If, Ml	Or	2
			Other uses	Hair loss	Ap	If	Bt	2
			Pregnancy, birth and puerperium	Postpartum	Ap	if	Bt	2
			Reproductive system and reproductive health	Menstruation disorders	Ap, Lf	If	Or	2
			Respiratory system	Flu	Lf	If	Or	1
			Skin and subcutaneous tissue	Wounds, healing	Ap, Lf	If	Bt, Or	11
				Swelling	Ap	If	Or	2
				Acne	Lf	If	Bt	1
				Burns	Lf	If	Pl	1
				Chirapa	Lf	Dc	Pl	1
			Urinary system	Kidney disorders, emollient, diuretic	Ap, Ep, Lf, Sd, St	Dc, If	Or, Vp	178
				Prostate disorders	Ap, Lf, St	Fs, If	Or	14
				Kidney stones	Ap, Lf	If	Or	10
<i>Equisetum giganteum</i> L. (FC347)	Cola caballo, tembladera	Wild	Reproductive system and reproductive health	Menstruation disorders	Lf	If	Or	1
			Respiratory system	Cold	St	If	Or	1
			Urinary system	Kidney disorders, emollient, diuretic	Ap, Lf, St	Dc, If	Or, Vp	56
				Kidney stones	Ap, Lf	Dc, If	Or	3
				Prostate disorders	Lf	If	Or	2
Ericaceae								
<i>Bejaria infundibula</i> Clemants (FC348)	Mupa rosada	Wild	Urinary system	Kidney disorders, emollient, diuretic	Fl	If	Or	2
<i>Bejaria oblonga</i> (Ruiz & Pav.) Pers. (FC349)	Mupa blanca, mupa blancorosa da	Wild	Digestive system	Stomach pain	Ap	If	Bt, Or	1

Scientific name (voucher)	Vernacular name	Status	Category	Subcategory	Plant Part	Preparation	Mode of administration	Informants	
<i>Cavendishia bracteata</i> (Ruiz & Pav. ex J. St. Hil.) Hoerold (FC351)	Olchoj	Wild	Urinary system	Kidney disorders, emollient, diuretic	Fl	If	Or	4	
				Kidney stones	Ap	If	Or	1	
				Prostate disorders	Ap	If	Or	1	
				Antimonia, gentil, viejo, antiguo	Lf	Dc, Fm	Bt	3	
				Digestive system	Fr	Fs	Or	1	
				Skin and subcutaneous tissue	Lf	Fs	Kn	1	
				Urinary system	Lf	If	Or	1	
Erythroxylaceae <i>Erythroxylum coca</i> Lam. (FC377)	Coca	Cultivated	Blood and cardio-vascular system	Low pressure	Lf	If	Or	1	
				Cultural diseases and disorders	Ap, Fr, Lf	Dd, Dy, Fm, Fs, If, Ml	Bt, Kn, Or, Pl	59	
				Susto, espanto	Lf	Fs, If	Bt, Kn, Pl	7	
				Tacsho	Lf	Fs	Pl	3	
				Pulsario	Lf	If	Or	1	
				Shadow	Lf	Fs	Nn	1	
				Dental health	Toothache	Lf	Dd, Fs, If, Ml	Bt, Or	21
					Cavity	Lf	Fs, If	Or	2
					Digestive system	Stomach pain	Ap, Lf	If	Or
				Stomach cramps		Ap, Lf	If	Or	12
				Diarrhoea		Lf	If	Or	8
				Carminative		Lf	Dc, If	Or	3
				Indigestive		Lf	Fs	Or	1
				Endocrine system	Diabetes	Lf	Fs, If	Or	2
					General ailments with unspecific symptoms	Energizing	Lf	Fs, If	Or

Scientific name (voucher)	Vernacular name	Status	Category	Subcategory	Plant Part	Preparation	Mode of administration	Informants
				General malaise	Lf	If	Or	1
			Infections and infestations	Fleas	Lf	Fs, If	Bt	3
			Muscular-skeletal system	Bones hardening	Lf	Fs, If	Kn, Or, Pl	52
				Rheumatism	Lf	Dc, Fm, If	Bt, Or, Pl, Vp	7
			Nervous system and mental health	Stress	Lf	If	Or	3
			Nervous system and mental health	Mental stimulant	Lf	If	Or	1
			Other uses	Altitude sickness	Lf	Fs	Or	1
			Other uses	Cancer	Lf	If	Or	1
				Pregnancy, birth and puerperium	Birth	Lf	If	Bt, Or
				Postpartum	Lf	Dc, If	Or	2
			Reproductive system and reproductive health	Abortive	Ap	If	Or	1
				Menstruation disorders	Lf	If	Or	9
			Respiratory system	Cold	Ap, Lf	If	Or	5
				Tonsillitis	Lf	If	Gg, Or	3
				Cough	Lf	If	Or	1
				Flu	Lf	Dd	Pl	1
			Ritual and magic uses	Witchcraft	Lf	If	Or	1
			Skin and subcutaneous tissue	Wounds, healing	Lf	If	Or	2
			Urinary system	Chirapa	Lf	If	Kn	1
				Prostate disorders	Lf	If	Or	1
Escalloniaceae								
<i>Escallonia pendula</i> (Ruiz & Pav.) Pers. (FC502)	Chilca brava	Wild	Cultural diseases and disorders	Susto, espanto	Lf	If	Pl	1
			Dental health	Toothache	Lf	If	Or	1
			Digestive system	Diarrhoea	Lf	If	Or	1
			Muscular-skeletal system	Rheumatism	Lf	Fs	Kn	1

Scientific name (voucher)	Vernacular name	Status	Category	Subcategory	Plant Part	Preparation	Mode of administration	Informants
			Nervous system and mental health	Stress	Ap	Fs	Pl	1
			Respiratory system	Cold	Lf	If	Or, Pl	2
			Skin and subcutaneous tissue	Wounds, healing	Lf	If, Ml	Bt, Pl	2
				Swelling	Lf	Fs	Pl	1
Euphorbiaceae								
<i>Croton abutiloides</i> Kunth (FC352)	Shila	Wild	Cultural diseases and disorders	Susto, espanto	Ap, Lf	Fs, If	Kn, Or	5
			Digestive system	Stomach pain	Lf	If	Or	1
			Respiratory system	Cough	Lf	If	Or	1
<i>Croton bryophorus</i> Croizat (FC501)	Loca salvia	Wild	Muscular-skeletal system	Bones hardening	Lf	Ml	Vp	1
<i>Croton perspicuosus</i> Croizat (FC353)	Sangre de grado	Wild	Cultural diseases and disorders	Tijte	Lx	Fs	Pl	1
			Dental health	Toothache	Lx	Fs	Or	4
				Cavity	Lx	Fs	Pl	1
			Digestive system	Gastric ulcers	Lx	Dc, Fs, If	Or	12
				Diarrhoea	Lx	Fm, Fs, If	Or	11
				Liver disorders	Lx	If	Or	1
			Pregnancy, birth and puerperium	Birth	Lx	If	Or	1
			Reproductive system and reproductive health	Menstruation disorders	Lx	Fs, If	Or, Pl	10
				Contraceptive	Lx	Dc	Or	1
				Fertility	Lx	Fs	Or	1
				Vaginal infection	Lx	If	Bt	1
			Respiratory system	Cold	Lx	Fm	Or	1
			Skin and subcutaneous tissue	Wounds, healing	Lx	Dc, Fs, If	Bt, Pl	21
				Burns	Lx	Fs	Pl	1
			Urinary system	Prostate disorders	Lx	If	Or	1

Scientific name (voucher)	Vernacular name	Status	Category	Subcategory	Plant Part	Preparation	Mode of administration	Informants
<i>Euphorbia hypericifolia</i> L. (FC641)	Acoglla	Wild	Sensory system	Hearing disorders	Fr	Jc	Ew	1
			Urinary system	Kidney disorders, emollient, diuretic	Ap	If	Or	1
<i>Euphorbia laurifolia</i> Juss. ex Lam. (FC571)	Lechecaspi, nunumia	Wild	Cultural diseases and disorders	Tijte	Lx	Fs	Kn	1
			Pregnancy, birth and puerperium	Breastfeeding	Lx	Dc, Fs, If	Bt, Kn, Or, Pl, Wh	9
			Skin and subcutaneous tissue	Wounds, healing	Lx	Fs	Pl	2
<i>Jatropha curcas</i> L. (FC354)	Piñón, piñones	Wild	Digestive system	Laxative	Fr, Lf, Sd	Dc, If, Ml	Or	8
<i>Jatropha macrantha</i> Müll. Arg. (FC682)	Huanarpo macho	Wild	Reproductive system and reproductive health	Impotence	Bk, Fr, Lf, St	Dc, Fm, If	Or	8
			Urinary system	Prostate disorders	Fr	Fm	Or	1
<i>Manihot esculenta</i> Crantz (FC355)	Yuca	Cultivated	Blood and cardio-vascular system	Hemorrhoids	Ro	If	Bt	1
			Cultural diseases and disorders	Tijte	Ro	Fs, Wm	Kn, Pl	12
			General ailments with unspecific symptoms	Fever	Ro	Dc, Fs	Kn, Or	2
			Infections and infestations	Fleas	Ro	Fs, Wm	Bt, Pl	2
			Infections and infestations	UTA, leishmaniasis	Ro	Wm	Pl	1
			Respiratory system	Expectorant	Ro	Wm	Vp	1
			Respiratory system	Flu	Ro	Dc	Or	1
			Skin and subcutaneous tissue	Burns	Ro	If	Pl	1
<i>Ricinus communis</i> L. (FC591)	Higuerilla	Wild	Digestive system	Laxative	Ro, Fr, Lf, Sd	Wm, Dc, Fs, If, Ml	Kn, Or	1, 29

Scientific name (voucher)	Vernacular name	Status	Category	Subcategory	Plant Part	Preparation	Mode of administration	Informants
						Oi, Wm		
				Stomach pain	Lf	Fs	Pl	2
				Constipation	Sd	If	Or	1
				Intestinal parasites	Lf	If	Or	1
				Stomach infection	Lf	Fs	Pl	1
			General ailments with unspecific symptoms	Fever	Lf	Fs	Pl	3
				General malaise	Lf	Fs	Pl	1
			Muscular-skeletal system	Rheumatism	Sd	Wm	Pl	1
			Respiratory system	Cold	Lf	Wm	Pl	1
			Skin and subcutaneous tissue	Burns	Fr, Lf, Sd	Dc, Fs, If, Oi, Wm	Kn, Pl	8
				Swelling	Lf	Fs	Pl	1
				Wounds, healing	Lf	Fs	Kn	1
			Urinary system	Kidney disorders, emollient, diuretic	Lf	Fs, If, Ml	Bt, Pl	6
Gentianaceae								
<i>Macrocarpaea revoluta</i> Gilg (FC357)	Tola	Wild	Cultural diseases and disorders	Tijte	Fr, Lf, Lx	Fs, If, Wm	Bt, Kn, Pl	8
			Infections and infestations	UTA, leishmaniasis	Fr	Ml	Pl	1
			Muscular-skeletal system	Rheumatism	Lf	Fs	Pl	1
			Nervous system and mental health	Stress	Fl	If	Or	2
<i>Zeltnera quitensis</i> (Kunth) G.Mans. (FC356)	Canchalagua rosa	Wild	Blood and cardio-vascular system	Blood infection	Ap	Dc, If	Or	3
			Infections and infestations	Malaria	Ap	Ml	Or	1
Geraniaceae								
<i>Erodium cicutarium</i> (L) L'Hér. (FC477)	Aguja	Wild	Cultural diseases and disorders	Tacsho	Ap	Fs	Kn	3
				Susto, espanto	Ap, Lf	Dc	Bt, Pl	2

Scientific name (voucher)	Vernacular name	Status	Category	Subcategory	Plant Part	Preparation	Mode of administration	Informants
<i>Geranium stuebelii</i> Hieron. (FC358)	Andacush ma, tibshilla	Wild	Digestive system	Diarrhoea	Ep	If	Or	1
			Infections and infestations	UTA, leishmaniasis	Bk	Wm	Pl	1
			Reproductive system and reproductive health	Menstruation disorders	Ap	If	Or	1
			Respiratory system	Cold	Ap	If	Or	1
			Urinary system	Kidney disorders, emollient, diuretic	Ap	If	Or	2
<i>Pelargonium roseum</i> Willd. (FC583)	Geranio	Cultivated	Cultural diseases and disorders	Susto, espanto	Lf	If	Bt	1
			Respiratory system	Tonsillitis	Lf	If	Gg	6
				Cough	Lf	If	Or	2
				Flu	Lf	If	Or	2
Hypericaceae								
<i>Hypericum laricifolium</i> Juss. (FC554)	Chinchango	Wild	Cultural diseases and disorders	Shucaque	Ap	If	Bt	1
			Sensory system	Visual disorders	Ap	If	Ew	2
			Skin and subcutaneous tissue	Wounds, healing	Ap	Fs, If	Bt, Wh	3
				Acne	Lf	If	Bt	1
<i>Hypericum perforatum</i> L. (no voucher specimen)	San Juanito	Wild	Blood and cardio-vascular system	Hemorrhoids	Ap, Lx	If	Bt, Or	2
			Digestive system	Liver disorders	Lx	If	Or	1
			Skin and subcutaneous tissue	Wounds, healing	Ap	if	Bt	1
Iridaceae								
<i>Ennealophus foliosus</i> (Kunth) Ravenna (FC369)	Panshal	Wild	Nervous system and mental health	Stress	Ap	If	Or	1
			Urinary system	Prostate disorders	Lf	If	Or	1
<i>Sisyrinchium palustre</i> Diels (FC474)	Tres coronas	Wild	Cultural diseases and disorders	Susto, espanto	Lf	If	Bt	1
			Pregnancy, birth and puerperium	Birth	Fl, Lf	If	Or	4

Scientific name (voucher)	Vernacular name	Status	Category	Subcategory	Plant Part	Preparation	Mode of administration	Informants
			Reproductive system and reproductive health	Fertility	Ap	If	Or	1
			Urinary system	Kidney disorders, emollient, diuretic	Fr	If	Or	1
Juglandaceae <i>Juglans neotropica</i> Diels (FC544)	Nogal	Wild	Cultural diseases and disorders	Antimonia, gentil, viejo, antiguo	Lf	Fs	Bt	2
				Susto, espanto	Lf	If	Bt	2
				Aire, malaire	Ap	Fs	In	1
			Digestive system	Diarrhoea	Lf	Dc	Or	1
			General ailments with unspecific symptoms	Fever	Ap	If	Or	1
			Infections and infestations	Chickenpox	Fr, Lf	Fs, If	Bt, Or, Kn	8
				Malaria	Lf	If	Or	1
			Muscular-skeletal system	Rheumatism	Lf	If	Vp	7
				Bones hardening	Lf	If	Vp	4
				Broken bones	Lf	Fs	Pl	1
			Pregnancy, birth and puerperium	Postpartum	Lf	Dc	Or	1
			Reproductive system and reproductive health	Menstruation disorders	Lf	Fs, If	Bt	2
Lamiaceae <i>Clinopodium sericeum</i> (C. Presl ex Benth) Govaerts (FC504)	Romero de monte, romerillo	Wild	Cultural diseases and disorders	Aire, malaire	Ap, Lf	Dc, Fs, If, Ml, Wm	Bt, Kn, Or, Pl	9
				Antimonia, gentil, viejo, antiguo	Lf	Fm, If	Bt	3
				Susto, espanto	Lf	Dc, If	Bt, Or, Pl	3
			Muscular-skeletal system	Rheumatism	Ap, Lf	If	Bt, Pl	2
			Muscular-skeletal system	Bones hardening	Ap	If	Vp	1

Scientific name (voucher)	Vernacular name	Status	Category	Subcategory	Plant Part	Preparation	Mode of administration	Informants
			Nervous system and mental health	Insomnia	Ap, Lf	If	Or	2
			Nervous system and mental health	Stress	Ap	If	Or	1
			Other uses	Hair loss	Ap, Lf	Dc, If	Bt, Kn, Or	2
			Pregnancy, birth and puerperium	Postpartum	Ap, Lf	Dc, If	Bt, Or, Vp	7
			Pregnancy, birth and puerperium	Birth	Ap, Lf	Dc, If	Or, Pl	5
			Reproductive system and reproductive health	Menopause	Lf	If	Or	3
			Reproductive system and reproductive health	Menstruation disorders	Lf	If	Or	2
			Reproductive system and reproductive health	Vaginal infection	Ap	if	Bt	1
			Respiratory system	Bronchitis	Ap	If	Or	1
			Respiratory system	Cold	Lf	If	Or	1
<i>Hedeoma mandoniana</i> Wedd. (FC480)	Menta pequeña	Wild	Digestive system	Carminative	Lf	Dc	Or	1
<i>Hyptis eriocephala</i> Benth. (FC370)	Orégano de campo	Wild	Digestive system	Diarrhoea	Lf	If	Or	1
			Digestive system	Stomach pain	Lf	If	Or	1
			Reproductive system and reproductive health	Menstruation disorders	Lf	If	Or	3
			Respiratory system	Cold	Ap	If	Or	1
<i>Leonotis nepetifolia</i> (L.) R. Br. (FC644)	Cardón	Wild	Digestive system	Laxative	Lf	If	Or	1
<i>Lepechinia conferta</i> (Benth.) Epling (FC601)	Tiña blanca	Wild	Cultural diseases and disorders	Antimonia, gentil, viejo, antiguo	Lf	Fs	Kn	1
<i>Lepechinia meyenii</i> (Walp.) Epling (FC371)	Salvia blanca	Wild	Cultural diseases and disorders	Aire, malaire	Ap	Fs	In	1

Scientific name (voucher)	Vernacular name	Status	Category	Subcategory	Plant Part	Preparation	Mode of administration	Informants
			Digestive system	Antiemetic	Ap	If	Or	1
			General ailments with unspecific symptoms	Headache	Lf	Fs, If	Bt, Pl	4
			Muscular-skeletal system	Rheumatism	Lf	Fs	Pl	1
			Nervous system and mental health	Epilepsy	Lf	If	Or	1
			Skin and subcutaneous tissue	Wounds, healing	Ap	If	Or	1
<i>Lepechinia radula</i> (Benth.) Epling (FC481)	Tiña	Wild	Cultural diseases and disorders	Antimonia, gentil, viejo, antiguo	Lf	Fs	Kn	1
<i>Manettia peruviana</i> Standl. (FC372)	Mutcara	Wild	Cultural diseases and disorders	Susto, espanto	Lf	Fs	Kn	1
<i>Melissa officinalis</i> L. (FC580)	Toronjil	Cultivated	Blood and cardio-vascular system	High pressure	Ap, Lf	If	Or	6
			Cultural diseases and disorders	Pulsario	Lf	If	Or	1
				Susto, espanto	Lf	If	Or	1
			Digestive system	Stomach pain	Ap	If	Or	5
				Stomach cramps	Lf	If	Or	2
				Diarrhoea	Ap	If	Or	1
			Nervous system and mental health	Sadness	Ap, Ep, Lf, Ro	if	Dc, Or	139
			Nervous system and mental health	Insomnia	Ap	if	Or	1
			Pregnancy, birth and puerperium	Birth	Ap, Lf	If	Or	5
			Reproductive system and reproductive health	Impotence	Lf	If	Or	1
			Respiratory system	Bronchitis	Lf	If	Or	1
			Respiratory system	Cold	Lf	If	Or	1
			Skin and subcutaneous tissue	Wounds, healing	Ro	If	Or	1

Scientific name (voucher)	Vernacular name	Status	Category	Subcategory	Plant Part	Preparation	Mode of administration	Informants
<i>Mentha piperita</i> L. (FC566)	Menta	Cultivated	Blood and cardio-vascular system	Low pressure	Lf	If	Or	1
			Dental health	Toothache	Lf	Fs, Ml	Or	4
			Digestive system	Stomach pain	Ap, Lf	If	Or	35
				Stomach cramps	Ap, Lf	If	Or	16
			Carminative	Carminative	Ap, Lf	Dc, If	Or	6
				Intestinal parasites	Ap, Lf	If	Or	4
			Stomach infection	Ap	If	Or	4	
			Diarrhoea	Ap, Lf	If	Or	2	
			Gastric ulcers	Lf	If	Or	1	
			Indigestive	Ap	If	Or	1	
			Laxative	Ap	If	Or	1	
			Infections and infestations	Insect bite	Lf	Ml	Pl	1
				Nervous system and mental health	Stress	Ap, Lf	If, Jc	Or
			Insomnia	Lf	If	Or	1	
			Pregnancy, birth and puerperium	Birth	Lf	If	Or	1
			Reproductive system and reproductive health	Menstruation disorders	Ap, Lf	If	Or	7
			Respiratory system	Cold	Ap, Ep, Lf	If	Or	9
				Bad breath	Lf	If	Or	1
			Sensory system	Flu	Ap	If	Or	1
				Hearing disorders	Lf	Fs	Ew	1
			Sensory system	Visual disorders	Ap	If	Ew	1
			Skin and subcutaneous tissue	Burns	Lf	Fs	Pl	1
			<i>Mentha spicata</i> L. (FC596)	Hierbabuena	Cultivated	Dental health	Gingivitis	Ap
Digestive system	Intestinal parasites	Ap, Lf				Dc, Fs, If, Jc, Ml	Bt, Or	138
	Stomach pain	Ap				If	Or	7

Scientific name (voucher)	Vernacular name	Status	Category	Subcategory	Plant Part	Preparation	Mode of administration	Informants	
<i>Minthostachys mollis</i> (Benth.) Griseb. (FC606)	Poleo, ayamanchara, muña	Wild	Blood and cardio-vascular system	Laxative	Ap, Lf	If, Ml	Or	4	
				Carminative	Ap	If	Or	1	
				Stomach cramps	Lf	If	Or	1	
				Infections and infestations	UTA, leishmaniasis	Lf	Dc, Fs, If, Ml, Wm	Bt, Kn, Pl	8
				Insect bite	Lf	Fs, Wm	Bt, Kn, Pl	4	
				Muscular-skeletal system	Broken bones	Ap	Fs	Pl	1
				Pregnancy, birth and puerperium	Birth	Ap, Lf	Dc, If	Bt, Or	5
				Reproductive system and reproductive health	Menstruation disorders	Ap	If	Or	2
				Reproductive system and reproductive health	Menopause	Lf	Dc	Or	1
				Respiratory system	Cold	Ap	If	Or	1
				Skin and subcutaneous tissue	Swelling	Ap, Ep, Lf	If, Ml	Bt, Pl	6
					Burns	Lf	Fs	Bt	1
					Chirapa	Lf	Fs	Pl	1
				Wounds, healing	Lf	Ml	Pl	1	
				Hemorrhoids	Ap	If	Kn	1	
				Cultural diseases and disorders	Tacsho	Ap, Bd, Ep, Fr, Lf	Fm, Fs, If, Ml, Wm	Bt, In, Kn, Or, Pl	248
				Susto, espanto	Ap, Ep, Fl, Lf	Dc, Fs, If	Bt, In, Kn, Or, Pl	95	
Aire, malaire	Ap, Ep, Lf	Fs, If	Bt, In, Kn, Or, Pl	67					

Scientific name (voucher)	Vernacular name	Status	Category	Subcategory	Plant Part	Preparation	Mode of administration	Informants
				Antimonia, gentil, viejo, antiguo	Ap, Bd, Lf	Fm, Fs, If, Ml	Bt, Kn, Or, Pl	8
			Dental health Digestive system	Shadow	Ap	Fs	Kn	2
				Shucaque	Lf	If	Bt, Pl	2
				Pulsario	Lf	Fs	Bt	1
				Toothache	Lf	Fs	Or	2
				Diarrhoea	Ap, Lf	If	Or	116
				Stomach cramps	Lf	If	Or	9
				Carminative	Ap, Ep, Lf	Dc, If	Or	7
				Intestinal parasites	Ap, Lf	Dc, If	Or	7
				Stomach pain	Ap, Lf	Fs, If	Kn, Or	5
				Gastric ulcers	Lf	If	Or	3
			General ailments with unspecific symptoms	Indigestive	Ap, Lf	If	Or	3
				Liver spots	Ap	If	Bt	1
				Whet	Ap	If	Or	1
				Fever	Ap	If	Or	1
			Muscular-skeletal system	General malaise	Lf	If	Or	1
				Headache	Lf	Fs	Pl	1
				Rheumatism	Ap, Lf	Fs, Fm, If, Ml	Kn, Pl	11
				Bones hardening	Ep	Fs	Kn	1
			Other uses	Cancer	Ap	If	Or	1
			Other uses	Deodorant	Ap	Fs	Kn	1
			Pregnancy, birth and puerperium	Postpartum	Lf	Fs	Pl	2
				Birth	Lf	If	Or	1
			Reproductive system and reproductive health	Breastfeeding	Lf	If	Or	1
				Menstruation disorders	Ap, Lf	If	Or	5
			Reproductive system and reproductive health	Menopause	Ap	Ml	Pl	1

Scientific name (voucher)	Vernacular name	Status	Category	Subcategory	Plant Part	Preparation	Mode of administration	Informants	
<i>Ocimum basilicum</i> L. (FC565)	Albahaca	Cultivated	Respiratory system	Cold	Ap, Lf	Fs, If	Kn, Or	6	
				Cough	Ap	If	Or	2	
				Flu	Ap, Lf	Dc, If	Or	2	
			Sensory system	Asthma	Ap	Fs	In	1	
				Hearing disorders	Lf	Jc	Ew	1	
			Skin and subcutaneous tissue	Chirapa	Lf	Fs, If	Bt, Kn	4	
				Acne	Ap	Fs	Pl	1	
			Digestive system	Feet fungus	Lf	Fs	Bt	1	
				Carminative	Lf	Dc	Or	1	
				Infections and infestations	Insect bite	Ap	Fs	Kn	1
				Muscular-skeletal system	Rheumatism	Lf	Dc	Bt	1
				Nervous system and mental health	Insomnia	Ap	If	Or	1
				Pregnancy, birth and puerperium	Birth	Lf	Dc, If, Ml	Or	22
				Reproductive system and reproductive health	Abortive	Lf	Dc	Or	1
					Fertility	Lf	If	Or	1
					Menstruation disorders	Ap	Dc	Bt	1
				Sensory system	Visual disorders	Ap	If	Ew	1
<i>Origanum vulgare</i> L. (FC373)	Orégano	Cultivated	Cultural diseases and disorders	Susto, espanto	Ap	If	Bt	1	
				Dental health	Cavity	Ep	If	Or	1
			Digestive system	Stomach cramps	Ap, Lf	If	Or	12	
				Stomach pain	Ap	If	Or	7	
				Carminative	Ap	If	Or	2	
				Rheumatism	Ap	If	Bt, Or	2	
			Pregnancy, birth and puerperium	Birth	Ap, Lf	If	Or	13	
			Pregnancy, birth and puerperium	Abortive	Ap, Lf	Dc, If	Or	5	
			Pregnancy, birth and puerperium	Postpartum	Lf	If	Or	1	

Scientific name (voucher)	Vernacular name	Status	Category	Subcategory	Plant Part	Preparation	Mode of administration	Informants
<i>Plectranthus scutellarioides</i> (L.) R.Br (FC634)	7 colores	Cultivated	Reproductive system and reproductive health	Menstruation disorders	Ap, Bd, Ep, Lf	Dc, If	Or	186
				Fertility	Lf	If	Or	2
				Contraceptive Menopause	Lf	If	Or	1
			Respiratory system	Cold	Lf	Dc	Or	1
					Ap	If	Or	2
			Cultural diseases and disorders	Antimonia, gentil, viejo, antiguo	Ap	Fs	Kn	1
				Digestive system	Laxative	Lf	If	Or
			Reproductive system and reproductive health	Menstruation disorders	Lf	If	Or	1
				Skin and subcutaneous tissue	Wounds, healing	Lx	Fs	Pl
			<i>Rosmarinus officinalis</i> L. (FC581)	Romero de Castilla	Cultivated	Cultural diseases and disorders	Susto, espanto	Lf
Aire, malaire	Ap	Fm, If					Bt, In	2
Dental health	Toothache	Lf				If	Or	4
	Digestive system	Diarrhoea				Lf	If	Or
General ailments with unspecific symptoms	Fever	Lf				If	Or	1
	Muscular-skeletal system	Rheumatism				Lf	Fm, If	Bt, Kn
Bones hardening		Ap				If	Bt	1
Lumbago		Lf				Fm	Kn	1
Nervous system and mental health	Insomnia	Ap, Lf				If	Or	2
	Stress	Lf				If	Bt	1
Other uses	Hair loss	Ap, Lf				Dc, If	Bt, Kn, Pl	13
	Pregnancy, birth and puerperium	Birth				Lf	If	Or
		Postpartum				Lf	Fs	Kn
Reproductive system and reproductive health	Menstruation disorders	Lf	If	Or	1			

Scientific name (voucher)	Vernacular name	Status	Category	Subcategory	Plant Part	Preparation	Mode of administration	Informants
			Respiratory system	Flu	Ap, Lf	If	Or	3
				Cold	Ap	If	Or	1
			Skin and subcutaneous tissue	Acne	Lf	If	Vp	2
			Skin and subcutaneous tissue	Chirapa	Ap, Lf	Fm	Or	2
			Urinary system	Kidney disorders, emollient, diuretic	Lf	If	Or	1
<i>Salvia corrugata</i> Vahl (FC526)	Arrugada	Wild	Digestive system	Carminative	Lf	If	Or	1
<i>Salvia hispanica</i> L. (FC432)	Chía	Cultivated	Metabolic system and nutrition	Weight loss	Sd	If	Or	3
<i>Salvia macrophylla</i> Benth. (FC375)	Salvia azul	Wild	Cultural diseases and disorders	Aire, malaire	Ep	Fs	In, Kn	3
				Susto, espanto	Ap	If	Or	2
			General ailments with unspecific symptoms	Headache	Lf	If	Or	1
			Respiratory system	Cough	Ap	If	Or	2
<i>Salvia nutans</i> L. (FC482)	Tiñambo	Wild	Cultural diseases and disorders	Flu	Ap	If	Or	2
				Tijte	Ap, Lf	Fs, If	Or, Pl	2
				Antimonia, gentil, viejo, antiguo	Lf	Fs	Kn	1
			Digestive system	Diarrhoea	Lf	If	Or	2
				Indigestive	Lf	If	Or	1
				Stomach pain	Lf	If	Or	1
			General ailments with unspecific symptoms	General malaise	Lf	If	Or	1
			Muscular-skeletal system	Rheumatism	Ap	Fs, If	Kn, Or	1
			Urinary system	Kidney disorders, emollient, diuretic	Ap	If	Bt	2
<i>Salvia oppositiflora</i> Ruiz & Pav. (FC374)	Flor del picaflor, chupajerin ga,	Wild	General ailments with unspecific symptoms	Headache	Fl, Lf	Fs	Or, Pl	2

Scientific name (voucher)	Vernacular name	Status	Category	Subcategory	Plant Part	Preparation	Mode of administration	Informants
	quineshucuna							
<i>Salvia tubiflora</i> Sm. (FC628)	Chochocón	Wild	Blood and cardio-vascular system	High pressure	Ap	If	Or	1
			Digestive system	Carminative	Ap	If	Or	1
			Nervous system and mental health	Diarrhoea Stress	Lf Ap	If If	Or Or	1 1
<i>Stachys arvensis</i> (L.) L. (FC376)	Subsacha	Cultivated	Digestive system	Diarrhoea	Ap, Lf	Dc, If	Or	31
				Carminative	Ap, Lf	Dc, If	Or	24
				Stomach cramps	Ap, Ep, Lf	If	Or, Pl	23
				Stomach pain	Ap	If	Or	11
				Laxative	Lf	Fs, If	Or	2
				Stomach infection	Lf	If	Or	2
				Constipation	Lf	If	Or	1
				Indigestive	Lf	If	Or	1
				Intestinal parasites	Ap	If	Or	1
			Pregnancy, birth and puerperium	Birth	Ap, Lf	If	Or	2
			Reproductive system and reproductive health	Menstruation disorders	Ap, Lf	If	Or	6
			Respiratory system	Cold	Ap	If	Or	5
Lauraceae								
<i>Cinnamomum verum</i> J. Presl (FC405)	Canela	Cultivated	Dental health	Toothache	Bk, St	If, Ml	Or	5
			Pregnancy, birth and puerperium	Birth	Bk	If	Or	1
			Reproductive system and reproductive health	Menopause	Bk	If	Or	1
				Menstruation disorders	St	If	Or	1
<i>Nectandra discolor</i> (Kunth) Nees (FC654)	Ishpingo, roble	Wild	Cultural diseases and disorders	Susto, espanto	Lf	If	Or	1

Scientific name (voucher)	Vernacular name	Status	Category	Subcategory	Plant Part	Preparation	Mode of administration	Informants	
<i>Persea americana</i> Mill. (FC543)	Palta	Cultivated	Muscular-skeletal system	Broken bones	Bk	If	Pl	1	
			Reproductive system and reproductive health	Menstruation disorders	Bk	Fm	Or	1	
			Blood and cardio-vascular system	Anemia	Sd	If	Or	1	
			Digestive system	Diarrhoea	Ap, Bk, Lf, Sd	Dc, If	Or	22	
				Stomach infection	Sd	Dc, If	Or	13	
				Liver disorders	Lf, Sd	If	Or	2	
				Stomach pain	Sd	If	Or	2	
				Intestinal infection	Sd	Dc	Or	1	
				Intestinal parasites	Sd	If	Or	1	
				Laxative	Sd	If	Or	1	
				Stomach cramps	Sd	If	Or	1	
				Fever	Ap, Sd	If	Or	10	
				General ailments with unspecific symptoms					
				General malaise	Lf	Fs	Bt	1	
				Headache	Sd	Dc	Or	1	
				Metabolic system and nutrition	Weight loss	Fr, Sd	Fs	Or	1
				Muscular-skeletal system	Hernia	Lf	Ml	Pl	3
					Rheumatism	Lf, Sd	Dc, If	Bt, Or	3
					Broken bones	Lf, Sd	Fs, Ml	Kn, Pl	2
					Bones hardening	Lf	Dc	Vp	1
				Other uses	Hair loss	Fr, Sd	Rt	Bt	23
				Pregnancy, birth and puerperium	Abortive	Fr, Sd	Dc, If, Jc	Or	3
					Birth	Sd	Dc	Or	1
		Postpartum	Lf	If	Or	1			
	Reproductive system and reproductive health	Menstruation disorders	Ap, Lf, Sd	Dc, If	Or	10			

Scientific name (voucher)	Vernacular name	Status	Category	Subcategory	Plant Part	Preparation	Mode of administration	Informants				
				Vaginal infection	Lf, Sd	Dc, If	Bt, Or	4				
				Respiratory system	Cold	Sd	If	Or	1			
				Skin and subcutaneous tissue	Cough	Sd	If	Or	1			
					Swelling	Lf, Sd	Dc, Fs, If, Pl	Bt, Or, Pl	10			
				Urinary system	Wounds, healing	Sd	Dc, Fs, If	Or, Pl	4			
					Burns	Sd	Dc	Pl	1			
				Urinary system	Kidney disorders, emollient, diuretic	Fr, Lf, Sd	Dc, Fs, If, Rt	Bt, Or, Pl	9			
					Prostate disorders	Sd	If	Or	1			
				<i>Persea caerulea</i> (Ruiz & Pav.) Mez (FC621)	Paltacape	Wild	Cultural diseases and disorders	Tacsho	Bk	Pl	Pl	1
							Respiratory system	Cold	Ap	If	Or	1
Skin and subcutaneous tissue	Swelling	Lf	If				Bt	1				
<i>Persea subcordata</i> (Ruiz & Pav.) Nees (FC378)	Junjul, junjulí, paccacuna	Wild	Digestive system	Diarrhoea	Bk	If	Or	1				
			Muscular-skeletal system	Liver disorders	Bk	If	Or	1				
				Stomach cramps	Bk	If	Or	1				
				Stomach pain	Bk	If	Or	1				
			Joint sprains	Broken bones	Ap, Bk, Fr, Lf	Fs, If, Pl, Wm	Bt, Or, Pl	26				
				Joint sprains	Ap, Bk, Lf	Fm, Fs, If, Pl, Wm	Kn, Pl	11				
			Hernia	Bk, Lf	Fs, Pl	Kn, Pl	4					
			Reproductive system and reproductive health	Rheumatism	Bk	Dc	Pl	1				
				Menstruation disorders	Lf	Fm	Or	1				
			Skin and subcutaneous tissue	Swelling	Bk	Fs	Pl	1				

Scientific name (voucher)	Vernacular name	Status	Category	Subcategory	Plant Part	Preparation	Mode of administration	Informants
			Urinary system	Kidney disorders, emollient, diuretic	Bk	If	Or	1
Leguminosae								
<i>Arachis hypogaea</i> L. (FC655)	Maní	Cultivated	General ailments with unspecific symptoms	Energizing	Fr	Fs	Or	1
			Nervous system and mental health	Insomnia	Lf	Fs	Nn	1
			Pregnancy, birth and puerperium	Breastfeeding	Fr	Dc, Fs	Or	14
			Skin and subcutaneous tissue	Birth Wounds, healing	Fr Lf	Dc Wm	Or Pl	1 1
<i>Caesalpinia spinosa</i> (Molina) Kuntze (FC590)	Tara, taya	Wild	Blood and cardio-vascular system	Hemorrhoids	Fr	If	Vp	1
			Dental health	Toothache	Sd	Ml	Bt	1
			Digestive system	Diarrhoea	Fr	If	Or	1
			Infections and infestations	UTA, leishmaniasis	Sd	Ml	Pl	1
			Nervous system and mental health	Insomnia	Lf	Fs	Nn	1
			Other uses	Cancer	Lf, Sd	Dc, If	Or	2
				Deodorant	Sd	If	Or	1
			Respiratory system	Tonsillitis	Fr, Lf, Sd	If	Gg, Or	38
				Cold	Lf	If	Gg	1
				Flu	Sd	Dc	Or	1
			Skin and subcutaneous tissue	Wounds, healing	Sd	Fs	Pl	12
<i>Chamaecrista desvauxii</i> (Collad.) Killip (no voucher specimen)	Matapasto	Wild	Skin and subcutaneous tissue	Feet fungus Wounds, healing	Sd Ap	If If	Or Bt	1 1
			Urinary system	Kidney disorders, emollient, diuretic	Ap, Ep, Lf	If	Or	9
<i>Dalea coerulea</i> (L. f.) Schinz & Thell. (FC531)	Dalia	Wild	General ailments with	Kidney stones General malaise	Lf Ap	If If	Or Or	1 1

Scientific name (voucher)	Vernacular name	Status	Category	Subcategory	Plant Part	Preparation	Mode of administration	Informants	
<i>Desmodium molliculum</i> (Kunth) DC. (FC503)	Pie de perro	Wild	unspecific symptoms	Nervous system and mental health	Stress	Fl	If	Or	1
			Cultural diseases and disorders	Antimonia, gentil, viejo, antiguo	Lf	Ml	Pl	1	
			Digestive system	Tijte	Lf	Wm	Pl	1	
			Digestive system	Diarrhoea	Lf	If	Or	2	
			Digestive system	Liver disorders	Ap, Bd	If	Or	2	
			Infections and infestations	Fleas	Lf	If	Bt	1	
			Reproductive system and reproductive health	Menstruation disorders	Ap	Dc, If	Or	2	
			Reproductive system and reproductive health	Menopause	Fr	If	Or	1	
			Skin and subcutaneous tissue	Wounds, healing	Ap, Lf	Dc, If	Bt	6	
			Urinary system	Acne	Lf	If	Bt	1	
				Burns	Lf	Fs	Pl	1	
				Chirapa	Lf	If	Or	1	
				Kidney disorders, emollient, diuretic	Ap, Ep, Lf, St	Dc, If	Or, Vp	107	
				Kidney stones	Ap, Lf	Dc, If	Or	5	
Prostate disorders	Ap, Lf	Fd, If, Ml		Or, Pl	5				
<i>Erythrina edulis</i> Micheli (FC360)	Pajuro	Cultivated	Blood and cardio-vascular system	Varicose veins	Bk	If	Or	1	
			Cultural diseases and disorders	Aire, malaire	Lf	Fs, If	Or, Pl	2	
			General ailments with unspecific symptoms	Headache	Lf	Fs	Pl	2	
			Muscular-skeletal system	Broken bones	Lf	Fs	Kn, Pl	1	
			Muscular-skeletal system	Hernia	Lf	Ml	Kn, Pl	1	

Scientific name (voucher)	Vernacular name	Status	Category	Subcategory	Plant Part	Preparation	Mode of administration	Informants
			Reproductive system and reproductive health	Fertility	Lf	If	Or	1
			Urinary system	Kidney disorders, emollient, diuretic	Bd, Bk, Lf	If	Or	4
<i>Erythrina schimpfii</i> Diels (FC510)	Pajuro del abuelo	Wild	Cultural diseases and disorders	Pulsario	Lf	MI	PI	1
			Skin and subcutaneous tissue	Itil	Fl	If	Or	1
<i>Glycine max</i> (L.) Merr. (FC558)	Soya	Cultivated	Pregnancy, birth and puerperium	Breastfeeding	Fr, Sd	Dc	Or	5
			Skin and subcutaneous tissue	Wounds, healing	Fr	Jc	Or	1
<i>Inga ingoides</i> (Rich.) Willd. (FC559)	Guaba	Wild	Digestive system	Intestinal parasites	Sd	If	Or	1
			Nervous system and mental health	Insomnia	Fl	If	Or	1
			Pregnancy, birth and puerperium	Abortive	Sd	MI	Or	1
			Skin and subcutaneous tissue	Wounds, healing	Ap	Fs	PI	1
<i>Lupinus exochus</i> C.P. Sm. (FC361)	Chocho de antimonía, chocho del abuelo	Wild	Cultural diseases and disorders	Antimonia, gentil, viejo, antiguo	Ap, Bd, Lf	Dc, Fm, Fs, If	Bt, Kn, Or, PI	10
				Susto, espanto	Lf	Fs, If	Bt, Or	2
			Digestive system	Intestinal parasites	Sd	Dc	Or	1
			Infections and infestations	Chickenpox	Fr	If	Or	1
				Fleas	Fr	Dc	Bt	1
				Malaria	Fr	Dc	Or	1
			Muscular-skeletal system	Rheumatism	Fr	Dc	Kn	1
			Sensory system	Hearing disorders	Fl	If	Ew	1
<i>Medicago sativa</i> L. (FC362)	Alfalfa	Cultivated	Blood and cardio-vascular system	Anemia	Ap, Fr, Lf	Dc, MI	Or	26
			Digestive system	Liver disorders	Lf	If	Or	2

Scientific name (voucher)	Vernacular name	Status	Category	Subcategory	Plant Part	Preparation	Mode of administration	Informants
			Muscular-skeletal system	Rheumatism	Ap	Dc	Bt	1
			Nervous system and mental health	Insomnia	Ap, Lf	Dc, If	Or	4
				Mental stimulant	Ap	If	Or	3
			Pregnancy, birth and puerperium	Postpartum	Ap, Fr, Lf	Dc, If	Or	4
			Pregnancy, birth and puerperium	Breastfeeding	Lf	Dc	Or	1
			Reproductive system and reproductive health	Menstruation disorders	Ap, Fr, Lf	Dc, Jc	Or	4
				Menopause	Lf	Dc, Ml	Or	2
				Impotence	Lf, Ro	Dc	Or	1
			Respiratory system	Expectorant	Lf	Dc	Vp	1
			Skin and subcutaneous tissue	Wounds, healing	Lf	Jc	Or	1
			Urinary system	Prostate disorders	Lf	Dc	Or	1
<i>Melilotus albus</i> Medik. (FC363)	Alfalfilla, trébol grande	Wild	Digestive system	Intestinal parasites	Ep	Dc	Or	2
<i>Mimosa pellita</i> Willd. (FC660)	Cierraculito	Wild	Digestive system	Diarrhoea	Lf	If	Or	1
			Reproductive system and reproductive health	Contraceptive	Lf, Ro	Fm, If	Or	3
			Reproductive system and reproductive health	Menopause	Ro	If	Or	1
<i>Myroxylon balsamum</i> (L.) Harms. (no voucher specimen)	Huamburo, bálsamo		Muscular-skeletal system	Broken bones	Lf	If, Ml	Pl	2
<i>Otholobium glandulosum</i> (L.) J.W. Grimes (FC613)	Culén, culén grande	Wild	Digestive system	Diarrhoea	Bk, Fr, Lf	If	Or	4
				Carminative	Ap, Lf	If	Or	3
				Stomach cramps	Lf	If	Or	3

Scientific name (voucher)	Vernacular name	Status	Category	Subcategory	Plant Part	Preparation	Mode of administration	Informants	
<i>Otholobium mexicanum</i> (L.f.) J.W. Grimes (FC589)	Culén chico	Wild	Cultural diseases and disorders	Stomach pain	Ap, Lf	If	Or	3	
				Liver disorders	Lf	If	Or	2	
				Indigestive	Lf	If	Or	1	
				Susto, espanto	Ap	If	Or	1	
				Digestive system	Diarrhoea	Lf	If	Or	10
				Stomach pain	Ap, Lf	Fs, If	Or	7	
				Carminative	Lf	If	Or	2	
				Stomach cramps	Ap, Lf	If	Or, Pl	2	
				Indigestive	Ap	If	Or	1	
				Intestinal parasites	Lf	If	Or	1	
				Endocrine system	Diabetes	Ap	If	Or	1
				Nervous system and mental health	Insomnia	Lf	If	Or	1
				Stress	Lf	If	Or	1	
				Respiratory system	Cold	Ap, Lf	If	Or	3
Respiratory system	Flu	Ap	If	Or	1				
Urinary system	Kidney disorders, emollient, diuretic	Lf	If	Or	1				
Urinary system	Prostate disorders	Lf	If	Or	1				
<i>Phaseolus pachyrrhizoides</i> Harms (FC478)	Habilla	Cultivated	Blood and cardio-vascular system	Anemia	Fr, Sd	Dc, If, Wm	Or	3	
				Pregnancy, birth and puerperium	Birth	Fl	If	Or	2
				Breastfeeding	Fr	Dc	Or	1	
				Sensory system	Hearing disorders	Lf	Fs, Jc	Ew	2
				Sensory system	Visual disorders	Lf	Jc	Ew	1
Skin and subcutaneous tissue	Burns	Fr, Lf	Fs, If, Ml	Bt, Kn, Or, Pl	11				
<i>Phaseolus vulgaris</i> L. (FC667)	Frejol	Cultivated	Blood and cardio-vascular system	Anemia	Fr	Dc	Or	1	

Scientific name (voucher)	Vernacular name	Status	Category	Subcategory	Plant Part	Preparation	Mode of administration	Informants
<i>Prosopis pallida</i> (Willd.) Kunth (FC614)	Huarango, algarrobo	Wild	Cultural diseases and disorders	Tijte	Fr	Fs, Rt	Kn, Pl	9
			Endocrine system	Diabetes	Bk	Dc	Or	1
			Blood and cardio-vascular system	Anemia	Lx	Fs	Or	1
			Metabolic system and nutrition	Weight loss	Bk	If	Or	1
			Muscular-skeletal system	Bones hardening	Ap	If	Vp	1
			Pregnancy, birth and puerperium	Postpartum	Ap	If	Bt	1
			Reproductive system and reproductive health	Menopause	Fr	Jc	Or	1
<i>Robinia pseudoacacia</i> L. (no voucher specimen)	Flor blanca	Cultivated	Blood and cardio-vascular system	High pressure	Fl	If	Or	3
			Cultural diseases and disorders	Negative vibes	Ap	If	Bt	1
			Digestive system	Indigestive	Fl	If	Or	1
			Digestive system	Stomach pain	Fl	If	Or	1
			Nervous system and mental health	Sadness	Ap, Fl	Fm, If, Jc	Or	17
			Nervous system and mental health	Insomnia	Fl	If	Or	2
			Reproductive system and reproductive health	Menopause	Fl	If	Or	1
<i>Senna bicapsularis</i> (L.) Roxb. (FC364)	Sen, mutuy	Wild	Digestive system	Laxative	Lf	If	Or	3
<i>Senna multiglandulosa</i> (Jacq.) H.S. Irwin & Barneby (FC365)	Mutuy, muteo Wild	Wild	Cultural diseases and disorders	Susto, espanto	Ap, Fl, Lf	Dc, Fs, If	Bt, Kn, Or	9
			Digestive system	Laxative	Lf	Dc, If	Or	3
				Constipation	Lf	If	Or	1
				Intestinal parasites	Lf	If	Or	1
<i>Spartium junceum</i> L. (FC366)	Retama	Wild	Blood and cardio-vascular system	Anemia	Lf	If	Or	1

Scientific name (voucher)	Vernacular name	Status	Category	Subcategory	Plant Part	Preparation	Mode of administration	Informants			
<i>Tephrosia sinapou</i> (Buc'hoz) A. Chev. (FC631)	Bardasco	Wild	Digestive system	Hepatitis	Fl, Lf, Ro	If, Ml	Bt, Or	12			
			General ailments with unspecific symptoms	Fever	Fl	If	Or	1			
			Infections and infestations	Yellow fever	Fl	If	Or	7			
				Malaria	Ap, Lf	Dc, If	Or	2			
			Muscular-skeletal system	Rheumatism	Ap	Dc	Vp	1			
			Other uses	Hair loss	Fl	If	Bt	1			
			Pregnancy, birth and puerperium	Breastfeeding	Lf	If	Or	1			
			Reproductive system and reproductive health	Menstruation disorders	Fl	If	Or	2			
			Respiratory system	Expectorant	Fl	If	Vp	1			
			Infections and infestations	Fleas	Bk, Lf, Ro, St	Dc, Fm, Fs, If, Ml	Bt, Kn, Pl	20			
			<i>Trifolium repens</i> L. (FC367)	Trébol	Wild		Insect bite	Lf	Dc	Bt	1
						Blood and cardio-vascular system	Blood purifying	Lf	If	Or	1
						Cultural diseases and disorders	Aire, malaire	Ap	If	Bt	1
	Susto, espanto	Lf				If	Bt	1			
	Tijte	Lf				Ml	Pl	1			
Digestive system	Diarrhoea	Lf				If	Or	1			
Respiratory system	Expectorant	Fl				Dc	Vp	1			
<i>Vicia andicola</i> Kunth (FC520)	Arveja del abuelo	Wild	Sensory system	Visual disorders	Lf	If	Ew	2			
			Cultural diseases and disorders	Antimonia, gentil, viejo, antiguo	Ap	Fs	Kn	2			
				Tijte	Fr	Dc	Bt	1			
			Infections and infestations	Chickenpox	Fl, Fr, Se	If, Ml	Bt, Kn, Pl	23			
			Skin and subcutaneous tissue	Wounds, healing	Fr	If	Bt	1			

Scientific name (voucher)	Vernacular name	Status	Category	Subcategory	Plant Part	Preparation	Mode of administration	Informants
Liliaceae								
<i>Lilium longiflorum</i> Thunb. (FC379)	Azucena, azucena Cultivated	Cultivated	Blood and cardio-vascular system	High pressure	Ro	If	Or	1
			Nervous system and mental health	Sadness	Ap, Fl, Fr, Lf, Ro	If, Jc	Or	21
			Pregnancy, birth and puerperium	Birth	Fr	If	Or	1
Linaceae								
<i>Linum usitatissimum</i> L. (FC607)	Linaza	Cultivated	Blood and cardio-vascular system	Hemorrhoids	Sd	Dc	Or	1
			Digestive system	Constipation	Fr, Sd	If	Or	2
			Digestive system	Laxative	Ap, Sd	Dc	Or	2
			General ailments with unspecific symptoms	General malaise	Sd	If	Or	1
			Metabolic system and nutrition	Weight loss	Fr	Dc	Or	1
			Nervous system and mental health	Kidney stones	Lf, Sd	If	Or	2
			Pregnancy, birth and puerperium	Breastfeeding	Fr	Dc	Or	1
			Skin and subcutaneous tissue	Swelling	Sd	If	Or	1
			Urinary system	Prostate disorders	Ap, Sd	Dc, If	Or	3
				Kidney disorders, emollient, diuretic	Ap, Fr, Lf, Sd	Dc, If	Bt, Or, Vp	47
Loasaceae								
<i>Nasa cuatrecasasii</i> Weigend (FC586)	Ortiga blanca	Wild	Digestive system	Gastric ulcers	Lf	If	Or	1
			Muscular-skeletal system	Rheumatism	Ap, Lf	Fs	Wh	6
				Muscle cramps	Ap	Fs	Wh	2
			Skin and subcutaneous tissue	Wounds, healing	Ro	If	Or	1
Lythraceae								
<i>Cuphea ciliata</i> Ruiz & Pav. (FC381)	Chinchimal	Wild	Digestive system	Diarrhoea	Ap	If	Or	2

Scientific name (voucher)	Vernacular name	Status	Category	Subcategory	Plant Part	Preparation	Mode of administration	Informants
<i>Cuphea strigulosa</i> Kunth (FC382)	Hierbamora de Sonche, moradilla	Wild	Respiratory system	Cold	Ap	If	Or	1
			Skin and subcutaneous tissue	Chirapa	Ap	Fs	Kn	1
			Cultural diseases and disorders	Susto, espanto	Lf	If	Or	1
			Dental health	Toothache	Fr	Ml	Or	1
			Digestive system	Diarrhoea	Fl	If	Or	1
			Reproductive system and reproductive health	Menstruation disorders	Fl	If	Or	1
Urinary system	Kidney disorders, emollient, diuretic	Lf	If	Or	1			
Malpighiaceae								
<i>Banisteriopsis caapi</i> (Spruce ex Griseb.) Morton (FC389)	Ayahuasca	Wild	Cultural diseases and disorders	Negative vibes	St	Ml	Or	1
			Digestive system	Laxative	Lf	Dc	Or	1
			Other uses	Cancer	St	Dc	Or	1
Malvaceae								
<i>Ceiba trischistandra</i> (A. Gray) Bakh. (FC528)	Tomsho	Wild	Cultural diseases and disorders	Pulsario	Lf	If	Or	1
			Sensory system	Visual disorders	Lf	If	Ew	1
<i>Fuertesimalva leptocalyx</i> (Krapov.) Fryxell (FC383)	Malva Wild	Wild	Digestive system	Laxative	Lf	If	Or	1
			Urinary system	Stomach infection	Lf	If	Or	1
				Kidney disorders, emollient, diuretic	Ap, Lf	If	Or	4
<i>Gossypium hirsutum</i> L. (FC384)	Algodón	Cultivated	Blood and cardio-vascular system	Hemorrhoids	Lf	Fs	En	1
			Cultural diseases and disorders	Tacsho	Fl, Fr	Fs	Kn, Pl	7
			Cultural diseases and disorders	Susto, espanto	Fl, Fr	Fs	Kn, Pl	3
			Digestive system	Indigestive	Fr	Fs	Or	2
				Hepatitis	Fl	If	Or	1

Scientific name (voucher)	Vernacular name	Status	Category	Subcategory	Plant Part	Preparation	Mode of administration	Informants	
<i>Heliocarpus americanus</i> L. (FC483)	Yansabalsa, yansakiri	Wild	Infections and infestations	Fleas	Fl, Fr	Fs	Kn	2	
				Insect bite	Fl, Fr	Wm	Bt, Pl	2	
				Malaria	Sd	If	Or	1	
				UTA, leishmaniasis	Fr	If	Pl	1	
			Sensory system	Hearing disorders	Fr, Lf, St	If, Jc, Wm	Ew	6	
			Skin and subcutaneous tissue	Itil	Fl	If	Bt	1	
			Pregnancy, birth and puerperium	Birth	Bk, Lf	If	Or	3	
			Skin and subcutaneous tissue	Wounds, healing	Lx, St	Fs	Bt, Pl	5	
			Urinary system	Kidney disorders, emollient, diuretic	Bk	If	Or	2	
			<i>Malva arborea</i> (L.) Webb & Berthel. (FC600)	Malva Cultivated	Cultivated	Blood and cardio-vascular system	Hemorrhoids	Lf	Dc
Blood infection	Lf	Dc					Bt	1	
High pressure	Lf	If					Or	1	
Dental health	Toothache	Lf					Wm	Pl	1
Digestive system	Laxative	Ap, Bd, Lf					Dc, If	Or	21
	Stomach infection	Ap, Lf					Dc, Fs, If, Ml	Bt, En, Or	18
	Constipation	Ap, Lf					If	Or	5
Diarrhoea	Lf	If					Or	2	
Indigestive	Ap, Lf	Dc					Or	2	
Stomach cramps	Ap	If					Or	2	
Stomach pain	Ap, Lf	If					Or	2	
Carminative	Lf	If					Or	1	
Intestinal infection	Ap	If					Or	1	
Liver disorders	Lf	If					Or	1	
General ailments with	Fever	Ap, Lf					Dc, Fs,	Bt, Or, Pl	8

Scientific name (voucher)	Vernacular name	Status	Category	Subcategory	Plant Part	Preparation	Mode of administration	Informants	
<i>Malvastrum tomentosum</i> (L.) S.R. Hill (FC575)	Angusacha , ancosacha, lancosacha, yator	Wild	Blood and cardio-vascular system	unspecific symptoms		If, Ml			
				General malaise	Lf	Dc, If	Bt, Or	3	
				Muscular-skeletal system	Rheumatism	Lf	Ml	Pl	1
				Nervous system and mental health	Stress	Ap, Fl, Lf	If	Or	3
				Pregnancy, birth and puerperium	Birth	Ap	Jc	Or	1
				Pregnancy, birth and puerperium	Postpartum	Ap	If	Bt	1
				Reproductive system and reproductive health	Vaginal infection	Lf	If	Or	1
				Respiratory system	Tonsillitis	Lf	Dc	Gg	1
				Sensory system	Hearing disorders	Lf	If, Wm	Ew	2
				Sensory system	Visual disorders	Lf	Jc	Ew	1
				Skin and subcutaneous tissue	Wounds, healing	Ap, Lf	Dc, Fs, If	Bt, Or, Pl	7
					Swelling	Lf	Fs, If	Or, Pl	2
					Burns	Lf	Fs	Pl	1
				Urinary system	Kidney disorders, emollient, diuretic	Ap, Lf	Dc, Fs, If	Bt, Or, Pl	45
					Kidney stones	Lf	If	Or	1
				Urinary system	Prostate disorders	Ap	Ml	Pl	1
				Cultural diseases and disorders	Blood infection	Lf	Dc	Bt	1
					Susto, espanto	Lf	If	Bt	1
					Toothache	Lf	Fs	Or	1
					Diarrhoea	Ap	If	Or	2
Gastric ulcers	Ap	If	Or		1				
General ailments with	Stomach pain	Lf	If	Or	1				
	Fever	Ap	If	Or	2				

Scientific name (voucher)	Vernacular name	Status	Category	Subcategory	Plant Part	Preparation	Mode of administration	Informants
			unspecific symptoms	General ailments with unspecific symptoms	Lf	Dc	Pl	1
			Infections and infestations	Insect bite	Lf	Fs	Pl	1
			Infections and infestations	UTA, leishmaniasis	Lf	Fs	Pl	1
			Other uses	Hair loss	Ap, Lf	If	Bt	7
			Pregnancy, birth and puerperium	Breastfeeding	Lf	If	Or	1
			Reproductive system and reproductive health	Vaginal infection	Ap	If	Bt	1
			Sensory system	Hearing disorders	Lf	Fs	Ew	1
			Skin and subcutaneous tissue	Wounds, healing	Ap, Ep, Lf	Fs, If, Ml	Bt, Or, Pl	11
				Burns	Ap, Lf	If, Ml	Bt, Or, Pl	4
			Urinary system	Swelling	Lf	If	Bt	1
				Kidney disorders, emollient, diuretic	Ap, Lf	If	Or	4
<i>Ochroma pyramidale</i> (Cav. ex Lam.) Urb. (FC648)	Balsa, palma de mano, palo balsa	Wild	Cultural diseases and disorders	Tacsho	St	Fs	Pl	2
			Skin and subcutaneous tissue	Negative vibes	Lf	If	Pl	1
				Wounds, healing	Ec, Lx	Ec, Fs	Bt, Pl	4
			Urinary system	Kidney disorders, emollient, diuretic	Bk	If	Or	2
				Kidney stones	St	If	Or	1
				Prostate disorders	Bk	If	Or	1
<i>Pseudobombax millei</i> (Standl.) A. Robyns (FC484)	Beldaco	Wild	Muscular-skeletal system	Broken bones	Ap, Lf	If	Bt, Or	2
				Hernia	Lf	If	Bt, Or	2

Scientific name (voucher)	Vernacular name	Status	Category	Subcategory	Plant Part	Preparation	Mode of administration	Informants	
<i>Theobroma cacao</i> L. (FC448)	Cacao	Cultivated	Cultural diseases and disorders	Tacsho	Sd	Dc	Or	1	
				Pregnancy, birth and puerperium	Birth	Fr, Lf, Sd	Dc, If	Or	11
					Breastfeeding	Fr, Lf, Sd	Dc, MI	Or	8
				Reproductive system and reproductive health	Menopause	Sd	Dc	Or	1
<i>Tilia platyphyllos</i> Scop. (no voucher specimen)	Tilo	Cultivated	Digestive system	Diarrhoea	Lf	If	Or	1	
				Stomach cramps	Lf	If	Or	1	
<i>Triumfetta semitriloba</i> Jacq. (FC333)	Cabayusa	Wild	Nervous system and mental health	Epilepsy	Sd	Dc	Or	1	
				Pregnancy, birth and puerperium	Birth	Lf	If	Or	1
					Postpartum	Lf	Fs, If	Bt, Or	1
Melastomataceae									
<i>Aciotis rubricaulis</i> (Mart. ex DC.) Triana (FC485)	Zarcilleja, flores rosas	Wild	Nervous system and mental health	Stress	Fl	If	Or	1	
				Pregnancy, birth and puerperium	Postpartum	Ap	If	Bt	1
				Reproductive system and reproductive health	Menstruation disorders	Bd, Fl, Lf	If	Or	3
					Menopause	Lf	Dc, If	Or	2
<i>Miconia</i> sp. (FC423)	Shambo	Wild	Cultural diseases and disorders	Susto, espanto	Lf	Fs	Kn	2	
				General ailments with unspecific symptoms	Fever	Ap	If	Bt	1
				Pregnancy, birth and puerperium	Birth	Ap	If	Or	1
					Postpartum	Ap	If	Or	1
<i>Tibouchina weberbaueri</i> Cogn. (FC486)	Duenduaite	Wild	Blood and cardio-vascular system	Varicose veins	Bd, Fr, Lf, Ro	Dc, Fm, Fs, MI	Kn, Or, Pl	5	

Scientific name (voucher)	Vernacular name	Status	Category	Subcategory	Plant Part	Preparation	Mode of administration	Informants
			Cultural diseases and disorders	Pulsario	Lf	If	Or, Pl	2
			Infections and infestations	Chickenpox	Lf	If	Kn	1
			Muscular-skeletal system	Rheumatism	Lf	Dc	Pl	1
			Pregnancy, birth and puerperium	Birth	Fl	If	Or	2
Meliaceae								
<i>Cedrela angustifolia</i> DC. (FC385)	Cedro	Wild	Digestive system	Diarrhoea	Bk	If	Or	1
				Intestinal parasites	Ap	If	Or	1
			Reproductive system and reproductive health	Menstruation disorders	Bk	If	Bt	1
			Sensory system	Hearing disorders	Bk	If	Ew	2
<i>Melia azedarach</i> L. (FC517)	Árbol del paraiso	Cultivated	Digestive system	Indigestive	Fl	If	Or	1
Monimiaceae								
<i>Peumus boldus</i> Molina (FC440)	Boldo	Wild	Digestive system	Liver disorders	Ap, Lf	If	Or	2
			Urinary system	Kidney disorders, emollient, diuretic	Ap	If	Or	1
Moraceae								
<i>Artocarpus altilis</i> (Parkinson ex F.A. Zorn) Fosberg (FC663)	Pan de árbol	Wild	Blood and cardio-vascular system	Varicose veins	Sd	Ml	Kn	1
			Muscular-skeletal system	Broken bones	Bk	Fs	Pl	1
<i>Ficus carica</i> L. (FC386)	Higos, higo	Cultivated	Blood and cardio-vascular system	High pressure	Lf	If	Or	1
			Cultural diseases and disorders	Pulsario	Lf	Fs, Ml, Wm	Bt, Pl	7
			Dental health	Tijte Toothache	Lx, Lf	Fs, If	Bt, Or	1, 2
			General ailments with unspecific symptoms	General malaise	Lf	If	Pl	1
			Nervous system and mental health	Stress	Lf	If	Or	1

Scientific name (voucher)	Vernacular name	Status	Category	Subcategory	Plant Part	Preparation	Mode of administration	Informants
<i>Ficus insipida</i> Willd. (FC449)	Higuerón, oje	Wild	Other uses	Hangover	Fr, Lf, Sd	If	Or	1
			Pregnancy, birth and puerperium	Birth	Lf	If	Or	1
			Reproductive system and reproductive health	Menstruation disorders	Lf	If	Or	1
			Sensory system	Hearing disorders	Fr, Lf, Sd	Wm	Ew	1
			Cultural diseases and disorders	Negative vibes	Ap	Fs	Nn	1
			Digestive system	Carminative	Lf	If	Or	1
			Muscular-skeletal system	Hernia	Bk, Ec, Fr, Lx	Fs, Ml, Wm	Pl	5
			Other uses	Cancer	Bd	If	Or	1
			Ritual and magic uses	Curse	Lf	Dc	Kn	1
			Skin and subcutaneous tissue	Wounds, healing	Lf	Ml	Pl	1
<i>Ficus maxima</i> Mill. (FC499)	Morero	Wild	Cultural diseases and disorders	Susto, espanto	Lf	Dc, Ml	Or	2
			Dental health	Toothache	Bk, Lx	Fs	Kn, Or, Pl	4
			Endocrine system	Diabetes	Lf	If	Or	1
			Muscular-skeletal system	Hernia	Lx	If	Or	1
			Musaceae					
<i>Musa acuminata</i> Colla (FC387)	Plátano	Cultivated	Blood and cardio-vascular system	Hemorrhoids	Fr	Fs	Or	2
			Cultural diseases and disorders	Tijte	Bk, Ec, Fr, Lx	Dc, Fs, If, Jc, Wm	Bt, Kn, Pl	26
			Dental health	Toothache	Fr	Ml	Pl	1
			Digestive system	Constipation	Fr	Fs	Or	2
				Diarrhoea	Bk, Fr	Dc, Fs	Or	2
				Hepatitis	Fr	Jc	Or	1
				Indigestive	Fr	Fs	Or	1
				Liver disorders	Fr	Fs	Or	1

Scientific name (voucher)	Vernacular name	Status	Category	Subcategory	Plant Part	Preparation	Mode of administration	Informants
			Endocrine system	Diabetes	Fr	Ml	Or	2
			General ailments with unspecific symptoms	Fever	Lx	Fs	Or	1
			Infections and infestations	Fleas	Bk	Fs	Kn	1
				Malaria	Fr	Dc	Or	1
				Tuberculosis	Lx	Fs	Or	1
			Muscular-skeletal system	UTA, leishmaniasis	Lx	Fs	Pl	1
				Broken bones	Fr, Lf	Fs, Ml, Wm	Pl	3
				Rheumatism	Fr, Lf	If, Ml	Or, Pl	2
			Nervous system and mental health	Insomnia	Fr	If	Or	1
			Other uses	Hangover	Fr	Fs	Or	1
			Pregnancy, birth and puerperium	Breastfeeding	Fr	Dc, If, Ml	Or	8
				Menstruation disorders	Fr, Lx, St	Fs, If, Jc	Or	2
			Sensory system	Hearing disorders	Fr, St	Fs, Wm	Ew	3
			Skin and subcutaneous tissue	Itil	Bk, Fr, Lf, St	Dd, Fs, If, Wm	Bt, Nn, Pl	37
				Wounds, healing	Lx	Fs, If, Ml	Bt, Pl	5
				Acne	Fr	Fs, Wm	Pl	2
			Urinary system	Feet fungus	Fr	If	Bt	2
				Kidney disorders, emollient, diuretic	Fr	If	Or	2
<i>Musa x paradisiaca</i> L. (FC461)	Guineo	Cultivated	Blood and cardio-vascular system	High pressure	Fr	Ml	Or	2
			Digestive system	Liver disorders	Lx, St	Fs, If, Jc	Or	7
				Gastric ulcers	St	Dc, Jc	Or	2
				Indigestive	Fr, St	Fs	Or	2

Scientific name (voucher)	Vernacular name	Status	Category	Subcategory	Plant Part	Preparation	Mode of administration	Informants
				Intestinal parasites	St	Fs	Or	2
				Stomach infection	St	Fs	Or	2
				Stomach pain	Fr, St	Fs, If	Or	2
				Diarrhoea	St	Jc	Or	1
				Laxative	St	Fs	Or	1
			General ailments with unspecific symptoms	Fever	Lx, St	Fs, If	Or	11
			Infections and infestations	Insect bite	Fr	If	Pl	1
			Reproductive system and reproductive health	Menstruation disorders	St	If, Jc	Or	2
			Skin and subcutaneous tissue	Wounds, healing	Lx, St	Fs	Kn, Or, Pl	9
			Urinary system	Itil	Fr	If	Or	1
				Prostate disorders	St	Fs	Pl	1
Myricaceae								
<i>Morella pubescens</i> (Humb. & Bonpl. ex Willd.) Wilbur (FC597)	Laurel	Wild	Cultural diseases and disorders	Susto, espanto	Ap, Lf	Dc, Fs, If	Bt, Kn, Or	26
				Antimonia, gentil, viejo, antiguo	Ap	If	Or	1
Myrtaceae								
<i>Eucalyptus globulus</i> Labill. (FC562)	Eucalipto	Cultivated	Blood and cardio-vascular system	Low pressure	Lf	If	Or	2
			Cultural diseases and disorders	Aire, malaire	Lf	If	Kn	1
			Cultural diseases and disorders	Susto, espanto	Ap	If	Bt	1
			Dental health	Toothache	Lx	Fs	Pl	1
			Digestive system	Indigestive	Lf	If	Pl	1
				Intestinal parasites	Lf	If	Or	1
				Stomach pain	Lf	If	Or	1
			General ailments with unspecific symptoms	Fever	Lf	If	Pl, Vp	2

Scientific name (voucher)	Vernacular name	Status	Category	Subcategory	Plant Part	Preparation	Mode of administration	Informants		
<i>Myrcianthes discolor</i> (Kunth) McVaugh (FC473)	Lamche	Wild	General ailments with unspecific symptoms	General malaise	Lf	Dc, Fs	Bt, Pl	2		
				Infections and infestations	Fleas	Lf	Dc, Fs, If	Bt, Or, Pl	3	
				Muscular-skeletal system	Rheumatism	Ap, Lf	Dc, Fs, If, Ml	Bt, Kn, Or, Pl, Wh	24	
				Pregnancy, birth and puerperium	Abortive	Lf	If	Or	1	
				Pregnancy, birth and puerperium	Birth	Lf	If	Or	1	
				Respiratory system	Cold	Ap, Lf	Fs, If, Ml	Bt, Or, Pl, Vp	63	
					Flu	Lf	If, Wm	In, Or, Pl, Vp	56	
					Cough	Lf	Fs, If	Bt, Or, Pl, Vp	43	
					Expectorant	Ap, Lf	Dc, If	Pl, Vp	12	
					Bronchitis	Lf	If	Bt, Or	5	
					Asthma	Fr	Jc	Or	1	
					Skin and subcutaneous tissue	Feet fungus	Lf	Fs	Bt	1
					Digestive system	Indigestive	Lf	If	Or	1
						Stomach pain	Ap	If	Or	1
						Fever	Lf	Dc	Pl	1
						General ailments with unspecific symptoms				
		Pregnancy, birth and puerperium	Postpartum	Lf	If	Or	1			
		Reproductive system and reproductive health	Menopause	Lf	If	Or	1			

Scientific name (voucher)	Vernacular name	Status	Category	Subcategory	Plant Part	Preparation	Mode of administration	Informants		
<i>Myrcianthes fragans</i> (Sw.) McVaugh (FC388)	Ushún, ushungo	Wild	Respiratory system	Cold	Lf	If	Or	1		
			Skin and subcutaneous tissue	Burns	Fr, Lf	Fs	Pl	2		
			Pregnancy, birth and puerperium	Birth	Sd	If	Or	1		
			Urinary system	Kidney disorders, emollient, diuretic	Ap	If	Or	1		
<i>Psidium acutangulum</i> Mart. ex DC. (FC487)	Guayabilla	Wild	Dental health	Toothache	Fr	Fs	Or	2		
<i>Psidium fulvum</i> McVaugh (FC390)	Shaguante, guayaba Wild	Wild	Digestive system	Diarrhoea	Bd	If	Or	1		
			Other uses	Hair loss	Ro	If	Bt	2		
			Digestive system	Diarrhoea	Fr	If	Or	1		
<i>Psidium guajava</i> L. (FC612)	Guayaba	Cultivated		Stomach infection	Fr	If	Or	1		
				Anemia	Fr	Ml	Or	1		
				Blood and cardio-vascular system						
				Digestive system	Diarrhoea	Ap, Bd, Bk, Fl, Fr, Lf, St	Dc, If	Or	30	
					Indigestive	Lf	If	Or	1	
					Stomach cramps	Bd	If	Or	1	
					Fever	Lf	Dc, If	Bt, Or	2	
					General ailments with unspecific symptoms					
					Muscular-skeletal system	Bones hardening	Lf	Dc, If	Vp	2
					Muscular-skeletal system	Rheumatism	Lf	Dc	Bt	1
					Other uses	Hair loss	Lf	If	Bt	1
		Pregnancy, birth and puerperium	Postpartum	Lf	If	Or	1			
		Reproductive system and reproductive health	Menstruation disorders	Bd	If	Or	1			
		Respiratory system	Cold	Fr, Lf	If	Or	3			
		Skin and subcutaneous tissue	Chirapa	Bk	If	Bt	1			

Scientific name (voucher)	Vernacular name	Status	Category	Subcategory	Plant Part	Preparation	Mode of administration	Informants
<i>Syzygium aromaticum</i> (L.) Merr. & L.M. Perry (FC479)	Clavo de olor	Cultivated	Cultural diseases and disorders	Aire, malaire	Lf	If	Or	1
			Dental health	Toothache	Fl	Fs, If, Ml	Bt, Or	15
Nyctaginaceae								
<i>Colignonia parviflora</i> (Kunth) Choisy (FC391)	Dos caras, alturna	Wild	Cultural diseases and disorders	Antimonia, gentil, viejo, antiguo	Bd, Lf	Dc, Fm, Fs, If	Bt, Or, Pl	11
			Muscular-skeletal system	Susto, espanto	Lf	If	Or	1
				Broken bones	Lf	Fs	Pl	1
			Nervous system and mental health	Stress	Ap	If	Or	1
			Other uses	Cancer	Lf	If	Or	1
			Skin and subcutaneous tissue	Chirapa	Lf	Dc, Fs, If, Or	Bt, Kn, Or	8
			Skin and subcutaneous tissue	Wounds, healing	Lf	Dc	Bt	1
Oleaceae								
<i>Olea europaea</i> L. (no voucher specimen)	Olivo	Cultivated	Blood and cardio-vascular system	Hemorrhoids	Fr	Oi	Or	1
			Digestive system	Laxative	Fr	Oi	Or	1
			Reproductive system and reproductive health	Menopause	Ap	Oi	Pl	1
Onagraceae								
<i>Fuchsia rivularis</i> J.F. Macbr. (FC640)	Santa Lucía	Wild	Pregnancy, birth and puerperium	Birth	Lf	If	Or	1
<i>Ludwigia peruviana</i> (L.) H. Hara (FC488)	Sandoval pequeño	Wild	Infections and infestations	Malaria	Lf	Fs	Kn, Or	2
				Yellow fever	Ap	If	Or	2
<i>Oenothera rosea</i> L'Hér. ex Aiton (FC608)	Chupasangre	Wild	Digestive system	Indigestive	Lf	Dc, If, Ml	Or	3
Orchidaceae								
<i>Cranichis calva</i> (Kraenzl.) Schltr. (FC392)	Cuchishpa, orquídea gallito	Wild	Digestive system	Gastric ulcers	Lf	If	Or	1
			General ailments with unspecific symptoms	General malaise	Fl	If	Or	1

Scientific name (voucher)	Vernacular name	Status	Category	Subcategory	Plant Part	Preparation	Mode of administration	Informants
			Respiratory system	Flu	Fl	If	Or	1
			Skin and subcutaneous tissue	Feet fungus	Ap	If	Bt	1
			Urinary system	Kidney disorders, emollient, diuretic	Ap, Fr, Lf, Sd	Dc, If	Or	7
<i>Epidendrum laciniitropis</i> Hágsater (FC393)	Monterrosa	Wild	Nervous system and mental health	Sadness	Ap, Fl	If	Or	4
			Reproductive system and reproductive health	Menstruation disorders	Lf	If	Or	1
<i>Epidendrum secundum</i> Jacq. (FC394)	Inguilito, inguil	Wild	Digestive system	Stomach cramps	Lf	If	Or	1
			Nervous system and mental health	Stress	Ap, Fl, Fr	If	Or	9
			Other uses	Altitude sickness	Fl	If	Or	1
<i>Oncidium baueri</i> Lindl. (FC530)	Bestiusa	Wild	Nervous system and mental health	Stress	Fl	If	Or	1
			Pregnancy, birth and puerperium	Postpartum	Lf	If	Or	4
Orobanchaceae								
<i>Bartsia flava</i> Molau (FC395)	Geranio de monte	Wild	Cultural diseases and disorders	Antimonia, gentil, viejo, antiguo	Ap	If	Bt	1
				Susto, espanto	Ap	Fs	Kn	1
			Nervous system and mental health	Insomnia	Ap	If	Or	1
<i>Castilleja scorzonerifolia</i> Kunth (FC445)	Partera, uchuchllhu ambrillo	Wild	Pregnancy, birth and puerperium	Birth	Ap, Lf	Dc, If	Or	16
Oxalidaceae								
<i>Oxalis corniculata</i> L. (FC594)	Chushco, oca macho, chullco	Wild	Cultural diseases and disorders	Antimonia, gentil, viejo, antiguo	Ap	If	Bt	1
				Susto, espanto	Lf	If	Or	1
			Digestive system	Diarrhoea	Lf, St	Fs, If	Or	4
			Reproductive system and reproductive health	Fertility	Lf	If	Or	1
			Respiratory system	Cough	Ap, Lf	Dc, If	Or	2

Scientific name (voucher)	Vernacular name	Status	Category	Subcategory	Plant Part	Preparation	Mode of administration	Informants
<i>Oxalis dombeyi</i> A. St.-Hil. (FC508)	Puchquillo	Wild	General ailments with unspecific symptoms	Fever	Ap	Ml	Or	1
			Urinary system	Prostate disorders	Bd, Lf	If	Or	2
<i>Oxalis peduncularis</i> Kunth var. <i>pilosa</i> Hieron. (FC396)	Platanito, ucurucu, purpur ratón	Wild	Cultural diseases and disorders	Aire, malaire	Ap	If	Or	1
			General ailments with unspecific symptoms	Fever	Ap	If	Or	1
<i>Oxalis tuberosa</i> Molina (FC397)	Ocas	Cultivated	Cultural diseases and disorders	Antimonia, gentil, viejo, antiguo	Ro	Fs	Kn	2
			Skin and subcutaneous tissue	Wounds, healing	Ro	If	Bt	2
			Urinary system	Prostate disorders	Ro	Dc	Or	1
Papaveraceae								
<i>Argemone subfusiformis</i> Ownbey (FC400)	Cardosanto	Wild	Blood and cardio-vascular system	Hemorrhoids	St	If	Or	1
			Cultural diseases and disorders	Tijte	Lx	Fs	Pl	1
			Digestive system	Gastric ulcers	Lf	If	Or	1
			Nervous system and mental health	Insomnia	Lf	Fs	Nn	1
			Other uses	Anesthesia	Sd	If	Or	1
			Reproductive system and reproductive health	Vaginal infection	Lf	If	Bt	1
			Respiratory system	Cold	Lf	If	Bt	1
			Cough	Ap	If	Or	1	
<i>Bocconia integrifolia</i> Bonpl. (FC401)	Huacango, atujtallga, mangapaqui, mangapaque, sandoval	Wild	Cultural diseases and disorders	Antimonia, gentil, viejo, antiguo	Lf	Dc, Fm, If	Bt, Or, Pl	4
			Digestive system	Stomach infection	Ap	If	Or	1
			General ailments with unspecific symptoms	Headache	Lf	Fs	Pl	1

Scientific name (voucher)	Vernacular name	Status	Category	Subcategory	Plant Part	Preparation	Mode of administration	Informants
			Muscular-skeletal system	Broken bones	Lf, St	Ml	Pl	2
				Rheumatism	Lf	Fs	Pl	2
Passifloraceae								
<i>Passiflora edulis</i> Sims. (FC656)	Maracuyá	Cultivated	Blood and cardio-vascular system	High pressure	Fr	If, Jc, Ml	Or	32
				Low pressure	Fr	If	Or	1
			Digestive system	Stomach pain	Lf	If	Or	1
			Metabolic system and nutrition	Weight loss	Fr	Jc, Ml	Or	1
			Nervous system and mental health	Stress	Lf	If	Or	1
			Reproductive system and reproductive health	Impotence	Fr	Jc, Ml	Or	2
			Respiratory system	Cold	Fr	Fs	Or	1
<i>Passiflora ligularis</i> Juss. (FC398)	Granadilla	Cultivated	Blood and cardio-vascular system	Anemia	Fr	Dc	Or	1
			Cultural diseases and disorders	Pulsario	Lf	Ml	Pl	1
			Digestive system	Laxative	Bd, Fr	Fs, If, Jc, Ml	Or	7
				Constipation	Fr	Fs	Or	3
				Diarrhoea	Fr	Dc	Or	1
				Liver disorders	Lf	If	Or	1
				Stomach pain	Lf	If	Or	1
			General ailments with unspecific symptoms	Fever	Lf	Dc, Fs, If	Bt, Or, Pl	11
				Headache	Lf	Fs, If	Bt, Or, Pl	5
				General malaise	Lf	Fs	Pl	1
			Infections and infestations	Malaria	Lf	If, Wm	Or, Pl	2
			Muscular-skeletal system	Joint sprains	Lf	Wm	Pl	1
			Nervous system and mental health	Insomnia	Lf	If	Or	2

Scientific name (voucher)	Vernacular name	Status	Category	Subcategory	Plant Part	Preparation	Mode of administration	Informants
<i>Passiflora tripartita</i> (Juss.) Poir. var. <i>mollissima</i> (Kunth.) Holm-Niels. & P.M. Jørg. (FC399)	Pur pur	Cultivated	Pregnancy, birth and puerperium	Breastfeeding	Lf	Dc	Or	1
			Reproductive system and reproductive health	Menopause	Fr, Lf	Dc, Fs	Or, Pl	2
			Skin and subcutaneous tissue	Impotence	Fr	Fs	Or	1
				Swelling	Lf	Fs	Pl	2
			Urinary system	Kidney disorders, emollient, diuretic	Lf	Fs, If	Bt, Or, Pl	6
			Cultural diseases and disorders	Pulsario	Lf	Fs, If	Or, Pl	2
				Aire, malaire	Lf	If	Or	1
			Muscular-skeletal system	Antimonia, gentil, viejo, antiguo	Lf	Jc	Or	1
				Broken bones	Lf	Fs	Pl	3
			Nervous system and mental health	Muscle cramps	Fr	If	Or	1
				Insomnia	Lf	If	Or	1
			Respiratory system	Cold	Fr, Lf	If	Or	2
			Respiratory system	Flu	Fr	If	Or	1
			Sensory system	Hearing disorders	Lf	Ml	Ew	2
Pedaliaceae								
<i>Sesamum indicum</i> L. (FC413)	Ajonjolí	Wild	Digestive system	Laxative	Ap	If	Or	2
			Muscular-skeletal system	Broken bones	Bk, Lf	Fs, Ml, Wm	Pl	3
			Pregnancy, birth and puerperium	Breastfeeding	Fr	Dc	Or	1
			Respiratory system	Cough	Fr	Fm	Or	1
			Skin and subcutaneous tissue	Wounds, healing	Bk, Fr	Dc, Fs	Or, Pl	2
Phyllanthaceae								
<i>Phyllanthus niruri</i> L. (FC403)	Chancapie dra	Wild	Digestive system	Diarrhoea	Ap	If	Or	1

Scientific name (voucher)	Vernacular name	Status	Category	Subcategory	Plant Part	Preparation	Mode of administration	Informants
				Gastric ulcers	Lf	If	Bt	1
				Liver disorders	Lf	If	Or	1
			Muscular-skeletal system	Lumbago	Lf	If	Or	1
			Nervous system and mental health	Stress	Ap	If	Or	1
			Reproductive system and reproductive health	Fertility	Bk	Fm	Or	1
				Menstruation disorders	Ep	If	Or	1
			Skin and subcutaneous tissue	Wounds, healing	Ap	Fs, If	Bt, Pl	3
			Urinary system	Kidney disorders, emollient, diuretic	Ap, Ep, Lf	Dc, Fs, If, Ml	Bt, Or	79
				Kidney stones	Ap, Ep	If	Or	8
				Prostate disorders	Ap, Lf	If	Or	7
Phytolaccaceae								
<i>Petiveria alliacea</i> L. (FC519)	Múcura, mocura	Wild	Cultural diseases and disorders	Susto, espanto	Lf	Dc, If	Bt, Kn, Or	5
				Antimonia, gentil, viejo, antiguo	Lf	Dc	Kn	1
<i>Phytolacca bogotensis</i> Kunth (FC555)	Airambo	Wild	Cultural diseases and disorders	Antimonia, gentil, viejo, antiguo	Lf	Dc, Fs, If	Bt, Kn	3
			Cultural diseases and disorders	Aire, malaire	Lf	If	Bt	1
			Dental health	Toothache	Lf	Ml	Pl	2
			Infections and infestations	Herpes	Ap	Ml	Bt	1
			Infections and infestations	Insect bite	Fr	If	Bt	1
			Pregnancy, birth and puerperium	Abortive	Ep, Lf	If	Or	2
			Pregnancy, birth and puerperium	Birth	Ro	If	Or	1
Pinaceae								
<i>Pinus radiata</i> D. Don (FC542)	Pino	Cultivated	Dental health	Toothache	Lx	Dd, Fs	Bt, Or	5

Scientific name (voucher)	Vernacular name	Status	Category	Subcategory	Plant Part	Preparation	Mode of administration	Informants
			Respiratory system	Bronchitis	Lf	Fs	Nn	1
			Respiratory system	Tonsillitis	Lf	If	Or	1
Piperaceae								
<i>Peperomia galioides</i> Kunth (FC407)	Congona Wild	Wild	Cultural diseases and disorders	Antimonia, gentil, viejo, antiguo	Ap, Lf	Dc, If, Ml	Bt, Or, Pl	3
				Aire, malaire	Ap, Lf	If	Bt, Or	2
				Shucaque	Lf	If	Or, Pl	2
				Susto, espanto	Lf	Dc	Pl	1
<i>Peperomia microphylla</i> Kunth (FC408)	Congona Cultivated	Cultivated	Blood and cardio-vascular system	High pressure	Lf	If	Or	2
			Cultural diseases and disorders	Aire, malaire	Ap, Lf	Fs, If	In, Or	13
				Antimonia, gentil, viejo, antiguo	Lf	Fm, If	Bt, Or	2
				Pulsario	Lf	If	Bt, Or	2
				Susto, espanto	Lf	Fs, If	Or, Pl	2
			Dental health	Tacsho	Lf	If	Or	2
			Digestive system	Toothache	Lf	Dd	Or	1
				Stomach pain	Ap, Ep, Lf	If	Or	14
				Whet	Ap	If	Or	5
				Diarrhoea	Lf	If	Or	2
				Indigestive	Ap	If	Or	2
				Liver disorders	Lf	If	Or	1
			General ailments with unspecific symptoms	General malaise	Lf	If	Or	3
			Infections and infestations	Fleas	Lf	Fs	Pl	1
			Nervous system and mental health	Stress	Ap, Ep, Lf	If	Or	76
				Insomnia	Ap	If	Or	2
				Epilepsy	Lf	If	Or	1
			Other uses	Cancer	Lf	If	Or	1
			Pregnancy, birth and puerperium	Birth	Lf	If	Or	1

Scientific name (voucher)	Vernacular name	Status	Category	Subcategory	Plant Part	Preparation	Mode of administration	Informants	
			Reproductive system and reproductive health	Menopause	Lf	If	Or	1	
			Respiratory system	Cold	Ap	If	Or	1	
			Sensory system	Flu	Ap	If	Or	1	
				Hearing disorders	Lf	Dc, Fs, Jc	Ew	18	
<i>Peperomia nummularioides</i> Griseb. (FC489)	Congona de campo	Wild	Cultural diseases and disorders	Antimonia, gentil, viejo, antiguo	Lf	If, Ml	Or, Pl	2	
				Pulsario	Lf	If	Or	1	
				Tacsho	Lf	If	Or	1	
				Digestive system	Stomach pain	Ap	If	Or	1
				Nervous system and mental health	Stress	Lf	If	Or	1
<i>Piper acutifolium</i> Ruiz & Pav. (FC515)	Matico de huerta	Cultivated	Infections and infestations	Fleas	Lf	Fs	Bt	1	
				Pregnancy, birth and puerperium	Birth	Ap	If	Or	1
				Respiratory system	Cough	Ap	If	Or	1
				Respiratory system	Flu	Lf	If	Or	1
<i>Piper aduncum</i> L. (FC404)	Cordoncillo	Wild	Blood and cardio-vascular system	Blood infection	Lf	If	Or	1	
				Cultural diseases and disorders	Antimonia, gentil, viejo, antiguo	Bd, Lf	Dc, Fm, Fs, If	Bt, Kn, Or	5
					Aire, malaire	Lf	If	Or	2
					Susto, espanto	Lf	If	Kn	1
				Digestive system	Stomach pain	Ap, Lf	If	Or	28
					Indigestive	Lf	If	Or	8
					Diarrhoea	Lf	If	Or	2
					Stomach cramps	Lf	If	Or	2
					Stomach infection	Lf	If	Or	2
				General ailments with unspecific symptoms	Carminative	Lf	If	Or	1
					General malaise	Lf	If	Bt	1
					Infections and infestations	Chickenpox	Lf	If	Bt

Scientific name (voucher)	Vernacular name	Status	Category	Subcategory	Plant Part	Preparation	Mode of administration	Informants
				Fleas	Lf	Dc	Bt	1
				Insect bite	Lf	If	Or	1
				Malaria	Lf	If	Or	1
			Muscular-skeletal system	Rheumatism	Lf	If	Bt	22
			Muscular-skeletal system	Broken bones	Lf	Ml	Pl	1
			Nervous system and mental health	Insomnia	Lf	If	Or	1
			Pregnancy, birth and puerperium	Postpartum	Lf	If	Vp	1
			Reproductive system and reproductive health	Vaginal infection	Lf, Lx	If	Bt, Or	8
				Menopause	Lf	Dc, If	Or	2
				Menstruation disorders	Ap, Lf	If	Or	2
			Respiratory system	Fertility	Bk	Fm	Or	1
			Respiratory system	Cough	Ap, Lf	Dc, If	Or	73
				Cold	Lf	If	Or	24
				Flu	Lf	Dc, If	Or	22
				Bronchitis	Lf	If	Or	4
				Asthma	Lf	If	Or	1
			Skin and subcutaneous tissue	Wounds, healing	Ap, Lf	Dc, Fs, If, Wm	Bt, Or, Pl	26
			Skin and subcutaneous tissue	Swelling	Lf	Fs	Pl	1
			Urinary system	Kidney disorders, emollient, diuretic	Ap, Lf	Dc, If	Bt, Or	22
			Urinary system	Prostate disorders	Ap, Lf	Dc, If, Ml	Or, Pl	4
<i>Piper aequale</i> Vahl. (FC604)	Cordoncillo pequeño	Wild	Blood and cardio-vascular system	Low pressure	Lf	If	Or	1
			Cultural diseases and disorders	Aire, malaire	Lf	Fs	Pl	1
				Antimonia, gentil, viejo, antiguo	Lf	Dc	Bt	1
				Pulsario	Lf	If	Or	1

Scientific name (voucher)	Vernacular name	Status	Category	Subcategory	Plant Part	Preparation	Mode of administration	Informants
				Susto, espanto	Lf	Fs, If	Bt	2
			Digestive system	Carminative	Lf	If	Or	1
			Digestive system	Indigestive	Lf	If	Or	1
			Nervous system and mental health	Stress	Ap, Lf	If	Or	2
			Nervous system and mental health	Epilepsy	Lf	Fs	Or	1
			Other uses	Cancer	Lf	If	Or	1
			Reproductive system and reproductive health	Menstruation disorders	Ap, Lf	If	Or	2
			Reproductive system and reproductive health	Menopause	Lf	If	Or	1
			Respiratory system	Flu	Lf	If	Or	2
			Respiratory system	Cold	Lf	If	Or	1
			Skin and subcutaneous tissue	Wounds, healing	Lf	MI	Pl	1
			Urinary system	Kidney disorders, emollient, diuretic	Lf	If	Or	2
				Prostate disorders	Lf	If	Or	2
				Kidney stones	Lf	Dc	Or	1
<i>Piper lhotzkyanum</i> Kunth (FC406)	Mij mij	Wild	Digestive system	Stomach pain	Ap, Lf	If	Or	2
			Urinary system	Diarrhoea	Lf	If	Or	1
<i>Piper perareolatum</i> C. DC. (FC409)	Matico grande	Wild	Cultural diseases and disorders	Kidney stones	Ap	if	Or	1
				Susto, espanto	Lf	If	Bt	2
Plantaginaceae								
<i>Plantago australis</i> Lam. (FC560)	Llantén Wild	Wild	Skin and subcutaneous tissue	Wounds, healing	Ap, Lf	Fs, If	Bt, Pl	4
<i>Plantago lanceolata</i> L. (FC402)	Llantén menor	Wild	Digestive system	Liver disorders	Ap	If	Or	1
			Skin and subcutaneous tissue	Wounds, healing	Ap	Fs, If	Bt, Pl	2
				Swelling	Ap	If	Or	1

Scientific name (voucher)	Vernacular name	Status	Category	Subcategory	Plant Part	Preparation	Mode of administration	Informants
<i>Plantago major</i> L. (FC584)	Llantén	Cultivated	Urinary system	Kidney disorders, emollient, diuretic	Ap	If	Or	1
				Kidney stones	Ap	If	Or	1
			Blood and cardio-vascular system	Hemorrhoids	Lf	If	Or, Vp	4
				Blood infection	Lf	If	Vp	1
			Cultural diseases and disorders	Varicose veins	Lf	If	Vp	1
				Antimonia, gentil, viejo, antiguo	Lf	Ml	Pl	1
			Dental health	Toothache	Lf	Fs, If	Bt, Or, Pl	4
			Digestive system	Stomach pain	Ap, Lf	Fs, If	Or, Pl	4
				Liver disorders	Ap, Lf	If	Bt, Or	3
			Stomach cramps	Ap, Lf	If	Or	2	
			Stomach infection	Ep, Lf	If	Or	2	
			Diarrhoea	Lf	If	Or	1	
			Laxative	Ap	If	Or	1	
			General ailments with unspecific symptoms	Fever	Ap, Lf	Fs, If	Kn, Or, Pl	8
			Infections and infestations	Fleas	Lf	Fs	Pl	3
				Chickenpox	Lf	If	Bt	1
			Insect bite	Lf	If	Bt	1	
			UTA, leishmaniasis	Ap	Ml	Pl	1	
			Muscular-skeletal system	Broken bones	Lf	Fs, If, Ml	Bt, Pl	5
			Nervous system and mental health	Stress	Ap	If	Bt	1
			Pregnancy, birth and puerperium	Birth	Lf	Dc	Bt	1
			Pregnancy, birth and puerperium	Postpartum	Lf	Fs	Pl	1
Reproductive system and reproductive health	Menstruation disorders	Ap, Lf	Dc, If	Or, Pl	3			

Scientific name (voucher)	Vernacular name	Status	Category	Subcategory	Plant Part	Preparation	Mode of administration	Informants
			Sensory system	Visual disorders	Ap, Lf	Dc, If	Ew	7
			Skin and subcutaneous tissue	Wounds, healing	Ap, Ep, Lf	Dc, Fs, If, Ml, Wm	Bt, Or, Pl, Wh, Vp	136
				Swelling	Ap, Ep, Lf	Fs, If	Bt, Or, Pl	39
				Burns	Lf	Dc, Fs, Ml	Bt, Or, Pl	17
				Acne	Lf	Dc	Bt	1
			Urinary system	Chirapa	Lf	Fs	Bt	1
				Kidney disorders, emollient, diuretic	Ap, Lf, St	Dc, Fs, If	Bt, Or, Pl	79
				Prostate disorders	Ap, Lf	Fs, If, Ml	Or, Pl	7
<i>Stemodia suffruticosa</i> Kunth (FC446)	Ruibarbo, ruibarba	Wild	Cultural diseases and disorders	Kidney stones	Ap	If	Or	1
				Susto, espanto	Ap, Lf	Fs, If	Bt, Kn	10
				Antimonia, gentil, viejo, antiguo	Ap	Fs	Kn	2
				Infections and infestations	Ap	Fs	Kn	1
				Metabolic system and nutrition	Lf	Dc	Vp	1
				Muscular-skeletal system	Ap	If	Or	2
				Pregnancy, birth and puerperium	Ep	Fs	Kn	1
Poaceae <i>Avena sativa</i> L. (FC368)	Avena	Cultivated	Blood and cardio-vascular system	Blood infection	Ap	If	Or	1
				Cultural diseases and disorders	Lf	Fs	Pl	1
				Metabolic system and nutrition	Fr	Dc	Or	1

Scientific name (voucher)	Vernacular name	Status	Category	Subcategory	Plant Part	Preparation	Mode of administration	Informants
<i>Chusquea serrulata</i> Pilg. (FC623)	Chos, chozillo	Wild	Nervous system and mental health	Insomnia	Sd	If	Or	1
			Pregnancy, birth and puerperium	Breastfeeding	Fr, Sd	Dc	Or	4
			Reproductive system and reproductive health	Menstruation disorders	Ap, Lf	If	Or	2
			Respiratory system	Cough	Ap	If	Or	1
			Skin and subcutaneous tissue	Acne	Bd	Dc	Bt	1
<i>Cortaderia jubata</i> (Lemoine ex Carrière) Stapf. (FC546)	Cortadera	Wild	Digestive system	Diarrhoea	Fl	If	Or	1
			Pregnancy, birth and puerperium	Birth	Ro	MI	Or	1
			Reproductive system and reproductive health	Menstruation disorders	Ap, Ro	If	Or	8
			Menopause	Ro	If	Or	1	
			Skin and subcutaneous tissue	Wounds, healing	Ro, St	If	Or	2
<i>Cymbopogon citratus</i> (DC.) Stapf (FC550)	Hierbaluisa	Cultivated	Blood and cardio-vascular system	Low pressure	Lf	If	Or	2
			Digestive system	High pressure	Lf	If	Or	1
				Stomach pain	Ap, Lf	If	Or	15
			Indigestive	Stomach cramps	Ap, Lf	If	Or	4
				Carminative	Lf	If	Or	4
			Stomach infection	Stomach infection	Ap, Lf	If	Or	2
				Stress	Lf	If	Or	1
			Nervous system and mental health	Stress	Ap, Lf	If	Or	2
			Pregnancy, birth and puerperium	Birth	Lf	If	Or	1
			Pregnancy, birth and puerperium	Breastfeeding	Lf	If	Or	1

Scientific name (voucher)	Vernacular name	Status	Category	Subcategory	Plant Part	Preparation	Mode of administration	Informants
<i>Cynodon dactylon</i> (L.) Pers. (FC609)	Gramma dulce	Wild	Reproductive system and reproductive health	Menstruation disorders	Lf	If	Or	3
			Respiratory system	Cold	Ap, Lf	If	Or	2
			Respiratory system	Flu	Lf	If	Or	1
			Cultural diseases and disorders	Aire, malaire	St	Dc	Or	1
			Urinary system	Kidney disorders, emollient, diuretic	Ap	If	Or	1
<i>Gynerium sagittatum</i> (Aubl.) P. Beauv. (FC647)	Caña brava	Wild	Digestive system	Stress	Lf	If	Or	1
				Hepatitis	St	Ml	Or	1
			Muscular-skeletal system	Joint sprains	Ap	If	Or	1
<i>Hordeum vulgare</i> L. (FC410)	Cebada	Cultivated	Pregnancy, birth and puerperium	Postpartum	Ap	If	Or	1
			Blood and cardio-vascular system	High pressure	Sd	If	Or	2
			Cultural diseases and disorders	Pulsario	Fr	Fs	Kn	1
			Digestive system	Hepatitis	Sd	If	Or	1
			Infections and infestations	Chickenpox	Sd	If	Bt	1
			Pregnancy, birth and puerperium	Birth	Sd	Dc	Or	1
				Breastfeeding	Sd	Ml	Or	1
			Skin and subcutaneous tissue	Burns	Fr	Fs	Pl	1
<i>Oryza sativa</i> L. (FC412)	Arroz	Cultivated	Urinary system	Kidney disorders, emollient, diuretic	Fr, Sd	Dc, If, Wm	Or	52
				Kidney stones	Ap, Fr, Sd	Dc, If	Or	4
				Prostate disorders	Ap, Sd	If	Or	2
			Digestive system	Diarrhoea	Fr, Sd	Dc	Or	2
			Sensory system	Visual disorders	Sd	If	Ew	1

Scientific name (voucher)	Vernacular name	Status	Category	Subcategory	Plant Part	Preparation	Mode of administration	Informants
<i>Pennisetum</i> sp. (FC411)	Huacacho, huacache, grama dulce	Wild	Skin and subcutaneous tissue	Acne	Fr, Sd	Dc	Bt, Kn, Pl	3
			Digestive system	Liver disorders	Ap	If	Or	1
			Digestive system	Stomach pain	Ap	If	Or	1
<i>Phragmites australis</i> (Cav.) Trin. ex Steud (FC637)	Carricillo, carrizo, timbuche	Wild	Urinary system	Kidney disorders, emollient, diuretic	Ap, Ro	If	Or	3
			Endocrine system	Goiter	Ap	Fs	Wh	1
			Muscular-skeletal system	Bones hardening	Lf	If	Vp	1
			Other uses	Rheumatism	Lf	If	Bt	2
				Hair loss	Lf	Fs, If	Bt	2
			Pregnancy, birth and puerperium	Postpartum	Lf	If	Bt	1
			Reproductive system and reproductive health	Menstruation disorders	Ro	If	Or	1
			Respiratory system	Cold	Fr	Dc, If	Or	2
				Expectorant	Bd	Dc, If	Vp	2
				Flu	Bd	If	Bt, Or	2
Urinary system	Kidney disorders, emollient, diuretic	Ap	If	Or	1			
<i>Saccharum officinarum</i> L. (FC548)	Caña de azúcar	Cultivated	Cultural diseases and disorders	Antimonia, gentil, viejo, antiguo	St	Fm, If, Jc	Bt, Kn	7
			Digestive system	Diarrhoea	St	If	Or	1
			General ailments with unspecific symptoms	Fever	Fr, Lf, St	Fm, If, Jc	Or	3
			Infections and infestations	Chickenpox	Fr, St	Fm, Jc	Bt, Kn, Pl	5
			Metabolic system and nutrition	Weight loss	St	Dc	Or	1
			Other uses	Hangover	St	Jc	Or	1

Scientific name (voucher)	Vernacular name	Status	Category	Subcategory	Plant Part	Preparation	Mode of administration	Informants
<i>Triticum sativum</i> Lam. (FC547)	Trigo	Cultivated	Pregnancy, birth and puerperium	Postpartum	St	Jc	Or	2
			Reproductive system and reproductive health	Menstruation disorders	Fr	Fs	Pl	1
			Skin and subcutaneous tissue	Itil	Fr	Fm	Bt	1
			Urinary system	Kidney disorders, emollient, diuretic	St	Dc, Fm	Or	2
			Urinary system	Prostate disorders	Fr, St	Fm	Or	6
			Cultural diseases and disorders	Tijte	Fr	If	Bt	1
			Digestive system	Hepatitis	Sd	If	Or	1
			General ailments with unspecific symptoms	General malaise	Sd	If	Bt	1
			Pregnancy, birth and puerperium	Breastfeeding	Sd	Ml	Or	1
			Pregnancy, birth and puerperium	Postpartum	Sd	If	Or	1
			Reproductive system and reproductive health	Menstruation disorders	Fr	If	Or	1
			<i>Zea mays</i> L. (FC552)	Maíz	Cultivated	Blood and cardio-vascular system	High pressure	Fr
Blood and cardio-vascular system	Low pressure	Fr				If	Or	1
Cultural diseases and disorders	Antimonia, gentil, viejo, antiguo	Ap, Fr, Lf, Sd				Fs, Ml	Bt, Kn, Or, Pl	6
Cultural diseases and disorders	Susto, espanto	Fr				Fs	Pl	1
Digestive system	Carminative	Fr				Dc	Or	1
	Diarrhoea	Ss				If	Or	1
	Intestinal parasites	Ss				If	Or	1
	Laxative	Sd				Dc	Or	1

Scientific name (voucher)	Vernacular name	Status	Category	Subcategory	Plant Part	Preparation	Mode of administration	Informants
				Liver disorders	Ap	If	Or	1
				Stomach pain	Fr	Dc	Or	1
			Infections and infestations	Chickenpox	Ap, Fr, Sd	Dc, Fs, If, Pl, Ml	Bt, Kn,	23
				Fleas	Ap	If	Kn	1
				Smallpox	Fr	If	Bt	1
			Pregnancy, birth and puerperium	Breastfeeding	Fr, Sd	Dc, Fs, If, Ml, Wm	Or	21
			Pregnancy, birth and puerperium	Birth	Fr	Dc	Or	1
			Pregnancy, birth and puerperium	Postpartum	Lf	Fs	Bt	1
			Reproductive system and reproductive health	Menstruation disorders	Fr	If	Or	2
			Sensory system	Hearing disorders	Fr	Fs	Ew	1
			Skin and subcutaneous tissue	Chirapa	Ap, Sd	Dd, Fs, If	Pl	3
				Acne	Sd	If	Bt	1
				Burns	Fr	Ml	Pl	1
				Swelling	Fr	If	Or	1
				Wounds, healing	Ap	Jc	Or	1
			Urinary system	Kidney disorders, emollient, diuretic	Ap, Fr, Ss, St	Dc, If	Or	44
			Urinary system	Kidney stones	Ss	If	Or	1
Polygalaceae								
<i>Asemeia ovata</i> (Poir.) J.F.B. Pastore & J.R. Abbott (FC490)	Dormilón	Wild	Nervous system and mental health	Insomnia	Ap	If	Or	1
<i>Polygala paniculata</i> L. (FC491)	Canchalagua	Wild	Blood and cardio-vascular system	Anemia	Lf	If	Or	1
			Blood and cardio-vascular system	Blood infection	Ap	If	Or	1
			Cultural diseases and disorders	Antimonia, gentil, viejo, antiguo	Lf	If	Or	2

Scientific name (voucher)	Vernacular name	Status	Category	Subcategory	Plant Part	Preparation	Mode of administration	Informants
			Cultural diseases and disorders	Tijte	Bk	If	Or	1
			Digestive system	Liver disorders	Ap, Lf	Fm, If	Or	4
			Digestive system	Stomach infection	Ap	If	Or	2
			Infections and infestations	Malaria	Bk	If	Or	1
			Metabolic system and nutrition	Weight loss	Ap	If	Or	2
			Other uses	Deodorant	Ap	If	Or	1
			Reproductive system and reproductive health	Menstruation disorders	Lf	If	Or	2
				Fertility	Bk	Fm	Or	1
				Impotence	Bk	Fm	Or	1
			Skin and subcutaneous tissue	Acne	Ap	If	Pl	1
			Urinary system	Kidney disorders, emollient, diuretic	Ap, Lf	If	Or	2
			Urinary system	Prostate disorders	Lf	If	Or	1
Polygonaceae								
<i>Muehlenbeckia tamnifolia</i> (Kunth) Meisn. (FC414)	Toroorgan	Wild	Other uses	Cancer	Lf	If	Or	1
			Reproductive system and reproductive health	Menstruation disorders	Fl	If	Or	2
			Reproductive system and reproductive health	Vaginal infection	Ap	If	Bt	1
			Skin and subcutaneous tissue	Wounds, healing	Ap	Fs	Pl	1
			Urinary system	Kidney disorders, emollient, diuretic	Ap, Fl	If	Or	6
			Urinary system	Kidney stones	Fl	If	Or	1
<i>Polygonum hydropiperoides</i> Michx. (FC415)	Shiñachirapa	Wild	Skin and subcutaneous tissue	Chirapa	Ap, Lf	Fs, If	Bt, Kn	4

Scientific name (voucher)	Vernacular name	Status	Category	Subcategory	Plant Part	Preparation	Mode of administration	Informants
<i>Rumex obtusifolius</i> L. (FC579)	Malayerba, hierbamariá	Wild	Digestive system	Laxative	Ro	Fs, If, Ml	Or	9
				Stomach infection	Ro	If	Or	2
				Diarrhoea	Ro	Dc	Or	1
				Intestinal infection	Ro	Ml	Or	1
				Fever	Ro	Dc, Fs, If, Ml, Wm	Bt, Kn, Or, Pl	48
				General ailments with unspecific symptoms				
				Headache	Ro	Fs, If, Ml	Bt, Pl	12
				General ailments with unspecific symptoms				
				Infections and infestations	Ro	If, Ml	Or	3
				Muscular-skeletal system	Ro	Fs	Kn	1
				Other uses	Ro	If	Or	1
				Respiratory system	Ro	Dc, If	Or	3
				Respiratory system	Ro	If	Bt	1
				Urinary system	Ro	Fs, If	Or, Pl	4
<i>Rumex peruanus</i> Rech. f. (FC602)	Canchil, unduluj, undulón	Wild	Blood and cardio-vascular system	High pressure	Lf	Jc	Or	1
			Digestive system	Gastric ulcers	Lf	Fs	Or	1
				Liver disorders	Lf	Fs	Or	1
				Stomach pain	Lf	Fs	Or	1
			Endocrine system	Diabetes	Lf	Jc	Or	1
			General ailments with unspecific symptoms	Fever	Ro, St	If, Jc	Or	3
			Nervous system and mental health	Stress	Lf	Fs	Or	1
			Other uses	Cancer	Lf	Fs, If	Or	3
			Reproductive system and reproductive health	Menstruation disorders	Lf	If	Or	1

Scientific name (voucher)	Vernacular name	Status	Category	Subcategory	Plant Part	Preparation	Mode of administration	Informants
			Skin and subcutaneous tissue	Burns	Lf	Fs	Bt	1
			Urinary system	Kidney disorders, emollient, diuretic	Lf	If	Or	1
Primulaceae								
<i>Anagallis arvensis</i> L. (FC416)	Sultansán, perlita	Wild	Cultural diseases and disorders	Shadow	Fl	If	Bt	1
<i>Clavija euerganea</i> J.F.Macbr. (FC619)	Cujaca	Wild	Cultural diseases and disorders	Antimonia, gentil, viejo, antiguo	Lf	Dc	Bt	1
			Pregnancy, birth and puerperium	Abortive	Ap, Lf	Dc, If	Or	4
<i>Myrsine oligophylla</i> Zahlbr. (FC417)	Morocho, shinguil, laurel	Wild	Cultural diseases and disorders	Susto, espanto	Ap, Lf	Dc, Fs, If	Bt, Kn, Or, Pl	37
				Antimonia, gentil, viejo, antiguo	Ap, Bd, Lf	Dc, Fm, Fs, If	Bt, Kn, Or, Pl	15
				Tijte	Sd	Fs	Kn	1
			Digestive system	Gallbladder	Lf	If	Or	1
			Infections and infestations	UTA, leishmaniasis	Lx	Fs	Pl	1
			Muscular-skeletal system	Bones hardening	Ap, Lf	Dc, If	Vp	2
				Rheumatism	Lf	Dc, If	Bt, Pl	2
				Broken bones	Lf	Ml	Pl	1
			Pregnancy, birth and puerperium	Postpartum	Ap	Dc, If	Bt	2
			Reproductive system and reproductive health	Contraceptive	Ap	Dc	Or	1
Skin and subcutaneous tissue	Chirapa	Lf	Dc	Bt	1			
Proteaceae								
<i>Oreocallis grandiflora</i> (Lam.) R.Br. (FC578)	Saltaperico, palpal, avincho, rumilanche	Wild	Blood and cardio-vascular system	Blood infection	Lf	Dc	Bt	1
			Dental health	Toothache	Fl, Fr, Lf, Sd	Dc, Fs, Ml	Or	9

Scientific name (voucher)	Vernacular name	Status	Category	Subcategory	Plant Part	Preparation	Mode of administration	Informants
			Digestive system	Diarrhoea	Bd	Ml	Or	1
			Other uses	Hair loss	Fl	Dc	Bt	1
			Pregnancy, birth and puerperium	Postpartum	Lf	If	Or, Pl	2
			Reproductive system and reproductive health	Contraceptive	Bk	Fm	Or	1
			Respiratory system	Aphonia	Lf	If	Or	1
			Skin and subcutaneous tissue	Burns	Lf	Ml	Pl	1
			Urinary system	Prostate disorders	Ap, Fl, Lf	If	Or	3
				Kidney disorders, emollient, diuretic	Lf	If	Or	1
Pteridaceae								
<i>Adiantum capillus-veneris</i> L. (FC418)	Culantrillo, culantrillo del pozo	Wild	Cultural diseases and disorders	Aire, malaire	Lf	If	Bt	1
			Digestive system	Laxative	Ap	If	Or	1
				Liver disorders	Ap	If	Or	1
			Nervous system and mental health	Epilepsy	Lf	Ml	Or	1
			Other uses	Hair loss	Ap, Ep	If	Bt	2
			Reproductive system and reproductive health	Menstruation disorders	Ap	If	Or	1
<i>Pityrogramma trifoliata</i> (L.) R.M. Tryon (FC532)	Tuje, helecho río	Wild	Cultural diseases and disorders	Tijte	Lf	Ml, Wm	Kn, Pl	5
				Tacsho	Ap	If	Bt	1
Ranunculaceae								
<i>Clematis haenkeana</i> C. Presl (FC419)	Pumashaire, sajshauar	Wild	Infections and infestations	UTA, leishmaniasis	Ap, Lf	Fs, Ml	Pl	3
<i>Ranunculus praemorsus</i> Kunth ex DC. (FC420)	Solmansacha, solmán	Wild	Cultural diseases and disorders	Tijte	Lf	Ml	Pl	1
			Infections and infestations	UTA, leishmaniasis	Ap, Fl	Dc, Fs, Jc, Ml, Wm	Bt, Or, Pl	9

Scientific name (voucher)	Vernacular name	Status	Category	Subcategory	Plant Part	Preparation	Mode of administration	Informants
				Fleas	Lf	Fs	Bt	1
			Ritual and magic uses	Witchcraft	Ap	If	Bt, Or	2
			Ritual and magic uses	Remove envy	Ap	Fs	Kn	1
			Skin and subcutaneous tissue	Wounds, healing	Ap, Lf	Fs	Kn, Pl	5
<i>Thalictrum longistylum</i> DC. (FC622)	Urpetupe	Wild	Cultural diseases and disorders	Tijte	Sp	Fs	Pl	1
Rosaceae								
<i>Acaena argentea</i> Ruiz & Pav. (FC421)	Valeriana	Wild	Urinary system	Insomnia	Fl	If	Or	5
<i>Cydonia oblonga</i> Mill. (FC422)	Membrillo		Urinary system	Insomnia	Fr	Dc, If	Or	2
<i>Lachemilla vulcanica</i> (Schtdl. & Cham.) Rydb. (FC424)	Suyapar	Wild	Skin and subcutaneous tissue	Chirapa	Ap	Fs	Pl	1
<i>Malus domestica</i> Borkh. (FC425)	Manzana serrana, manazanita de huerta	Cultivated	Blood and cardio-vascular system	Anemia	Fr	Dc	Or	2
			Blood and cardio-vascular system	High pressure	Fr	If	Or	1
			Digestive system	Constipation	Fr	Dc	Or	1
			Digestive system	Indigestive	Fr	Fs	Or	1
			General ailments with unspecific symptoms	Fever	Ro	If	Or	1
			General ailments with unspecific symptoms	Headache	Fr, Lf, St	Fs, If	Or, Pl	2
			Nervous system and mental health	Insomnia	Ap, Fr, Lf	Dc, If	Bt, Or	122
				Stress	Fr	Dc, If	Or	5
				Mental stimulant	Fr	Dc	Or	2
			Other uses	Hair loss	Fr	Ml	Bt	1
			Pregnancy, birth and puerperium	Birth	Ap, Fr	If, Jc	Or	2
			Pregnancy, birth and puerperium	Postpartum	Fr	Dc	Or	2

Scientific name (voucher)	Vernacular name	Status	Category	Subcategory	Plant Part	Preparation	Mode of administration	Informants
			Reproductive system and reproductive health	Menstruation disorders	Ap	Jc	Or	1
			Sensory system	Visual disorders	Fl, Fr	Dc, If, Ml	Ew	3
<i>Polylepis incana</i> Kunth (FC426)	Quinoa	Cultivated	Cultural diseases and disorders	Aire, malaire	Ap	Fs	In	1
			Skin and subcutaneous tissue	Wounds, healing	Bk	Fs	Or, Pl	3
<i>Prunus dulcis</i> (Mill.) D.A. Webb (no voucher specimen)	Almendra	Cultivated	Pregnancy, birth and puerperium	Breastfeeding	Fr, Sd	Dc	Or	2
			Skin and subcutaneous tissue	Wounds, healing	Fr	Dc	Or	1
<i>Prunus persica</i> (L.) Batsch (FC427)	Durazno	Cultivated	Cultural diseases and disorders	Aire, malaire	Fl, Lf	Fs, If	Bt, In, Kn, Or, Pl	26
				Antimonia, gentil, viejo, antiguo	Lf	Fs	Kn	1
				Shucaque	Lf	If	Pl	1
			Digestive system	Constipation	Fr	Fs	Or	1
				Diarrhoea	Bd	If	Or	1
				Intestinal parasites	Lf	If	Or	1
				Stomach pain	Lf	If	Bt	1
			General ailments with unspecific symptoms	Fever	Lf	Fs, If	Bt, Kn	6
			General ailments with unspecific symptoms	Headache	Fl	Fs	Pl	1
			Muscular-skeletal system	Rheumatism	Lf	Dc	Vp	1
			Pregnancy, birth and puerperium	Postpartum	Bd, Lf	Fs	Kn, Or	4
			Respiratory system	Flu	Lf	If	Or	1
<i>Prunus serotina</i> Ehrh. (no voucher specimen)	Capulí	Wild	General ailments with unspecific symptoms	General malaise	Lf	If	Or	1

Scientific name (voucher)	Vernacular name	Status	Category	Subcategory	Plant Part	Preparation	Mode of administration	Informants			
<i>Rosa centifolia</i> L. (FC429)	Rosa, rosa blanca	Cultivated	Blood and cardio-vascular system	High pressure	Fl	Fm, If, Ml	Or	3			
			Cultural diseases and disorders	Pulsario	Fl	if	Or	4			
			Cultural diseases and disorders	Negative vibes	Fl	If	Bt	1			
			General ailments with unspecific symptoms	Fever	Fl	If	Or	2			
			Infections and infestations	Chickenpox	Fl	Fs	Bt	1			
			Nervous system and mental health	Sadness	Fl	If	Or	31			
			Pregnancy, birth and puerperium	Birth	Fl	if	Or	2			
			Reproductive system and reproductive health	Menstruation disorders	Fl	If	Bt	1			
			Respiratory system	Expectorant	Fl	Dc	Vp	1			
			Ritual and magic uses	Bring good luck	Fl	If	Bt, Or	2			
			Sensory system	Visual disorders	Fl	If	Bt	5			
			<i>Rubus megalococcus</i> Focke (FC428)	Mora	Wild	Blood and cardio-vascular system	High pressure	Lf	If	Or	1
						General ailments with unspecific symptoms	Headache	Fl, Lf	Fs	Pl	9
General ailments with unspecific symptoms	Fever	Fl, Lf				If	Or	3			
Nervous system and mental health	Stress	Lf				If	Bt	1			
Reproductive system and reproductive health	Fertility	St				If	Bt	1			
Reproductive system and reproductive health	Menopause	Lf				If	Or	1			

Scientific name (voucher)	Vernacular name	Status	Category	Subcategory	Plant Part	Preparation	Mode of administration	Informants		
<i>Rubus robustus</i> P.J.Müll. (FC512)	Mora pequeña, mora chica	Wild	Cultural diseases and disorders	Respiratory system	Cough	Ap, Fl, Fr, Sd	Fs, If	Or	34	
					Flu	Fl, Fr	Dc, Fm, Fs, If	Or	6	
					Cold	Fr	Fs, If	Or	5	
					Bronchitis	Fl, Fr	If	Or	2	
					Asthma	Fr	If	Or	1	
					Aire, malaire	Fl	Fs	In	1	
					Endocrine system	Diabetes	Bd	If	Or	1
					General ailments with unspecific symptoms	Headache	Fl	Fs	Pl	1
					Respiratory system	Bronchitis	Fl	If	Or	1
						Cold Cough	Fr, Fl, Fr	If, If	Or, Or	1, 2
<i>Rubus roseus</i> Poir. (FC513)	Mora áspera	Wild	Cultural diseases and disorders	Sensory system	Visual disorders	Fl	Dc	Ew	1	
					Tijte	Sp	Fs	Pl	1	
					Laxative	Fr	If	Or	1	
		Respiratory system	Cough	Fl, Fr	If	Or	3			
Rubiaceae										
<i>Chimarrhis hookeri</i> K.Schum. (FC681)	Chicharrilla	Wild	Digestive system	Diarrhoea	Lf	If	Or	1		
					Gastric ulcers	Lf	If	Or	1	
			Skin and subcutaneous tissue	Wounds, healing	Lf	If, Wm	Bt, Pl	1		
<i>Cinchona krauseana</i> L. Andersson (FC632)	Tafitán	Wild	Cultural diseases and disorders	Susto, espanto	Lf	If	Or	1		
<i>Cinchona officinalis</i> L. (FC430)	Cascarilla, quina	Wild	Cultural diseases and disorders	Aire, malaire	Bk	Fm	Or	1		
					Antimonia, gentil, viejo, antiguo	Bk	Fm	Or	1	
					Tijte	Bk	If	Or	1	
		Digestive system	Carminative	Bk	If	Or	1			

Scientific name (voucher)	Vernacular name	Status	Category	Subcategory	Plant Part	Preparation	Mode of administration	Informants
<i>Coffea arabica</i> L. (FC431)	Café	Cultivated	Digestive system	Constipation	Bk	If	Or	1
			General ailments with unspecific symptoms	Fever	Bk	If	Bt, Or	4
			Infections and infestations	Malaria	Bk	Dc, Fm, If	Or	6
			Reproductive system and reproductive health	Fertility	Bk	Fm	Or	1
				Impotence	Bk	Fm	Or	1
				Menstruation disorders	Bk	Fm	Or	1
			Skin and subcutaneous tissue	Wounds, healing	Bk	Fs	Pl	1
			Blood and cardio-vascular system	Low pressure	Fr, Lf, Sd	Dc, If, Ml	Or	26
			Blood and cardio-vascular system	High pressure	Fl	Ml	Or	1
			Digestive system	Carminative	Fr	If	Or	2
				Indigestive	Lf	If	Or	2
				Stomach pain	Fr, Lf	If	Or	2
				Intestinal infection	Lf	If	Or	1
			General ailments with unspecific symptoms	Fever	Lf	If	Bt, Or	3
			General ailments with unspecific symptoms	General malaise	Lf	If	Or	1
			Nervous system and mental health	Stress	Fl	If	Or	9
				Mental stimulant	Fr, Sd	Dc, If	Or	5
				Insomnia	Fr	Dc	Or	1
			Pregnancy, birth and puerperium	Birth	Fl	If	Or	1
			Respiratory system	Cold	Fr, Sd	Dc, If	Or	8
Respiratory system	Flu	Fr, Sd	Dc, If	Or	7			
Respiratory system	Bronchitis	Fr	If	Or	1			

Scientific name (voucher)	Vernacular name	Status	Category	Subcategory	Plant Part	Preparation	Mode of administration	Informants
<i>Morinda citrifolia</i> L. (FC433)	Noni	Cultivated	Skin and subcutaneous tissue	Burns	Lf	Ml	Bt	1
			Skin and subcutaneous tissue	Itil	Fr	If	Pl	1
			Metabolic system and nutrition	Weight loss	Fr	If	Or	1
			Other uses	Cancer	Fr	Dc, Fs, If, Jc	Or	8
			Reproductive system and reproductive health	Fertility	Fr	If	Or	1
			Menopause	Fr	Dc	Or	1	
			Skin and subcutaneous tissue	Burns	Lf	Fs	Pl	1
			Urinary system	Prostate disorders	Lf	If	Or	1
<i>Richardia scabra</i> L. (FC434)	Carapasacha	Wild	Muscular-skeletal system	Broken bones	Ap, Lf	Fs	Pl	2
			Urinary system	Kidney disorders, emollient, diuretic	Fr	Fs	Or	1
				Tijte	Sd	Ml	Pl	2
<i>Uncaria tomentosa</i> (Willd. ex Schult.) DC. (FC492)	Uña de gato	Wild	Cultural diseases and disorders					
			Digestive system	Gastric ulcers	St	Dc	Or	1
			Digestive system	Liver disorders	Ap	If	Or	1
			Muscular-skeletal system	Rheumatism	Bk	If	Pl	1
			Nervous system and mental health	Insomnia	Lf	Fs	Nn	1
			Other uses	Cancer	Ap, Bk, Ep, Lx	If	Or	5
			Pregnancy, birth and puerperium	Birth	Bk	If	Or	1
			Respiratory system	Cold	Bk	Fm	Or	1
Skin and subcutaneous tissue	Wounds, healing	Lx	Fs	Pl	1			

Scientific name (voucher)	Vernacular name	Status	Category	Subcategory	Plant Part	Preparation	Mode of administration	Informants
			Urinary system	Kidney disorders, emollient, diuretic	Ap, Bk, Lf, Lx	Dc, If	Or	6
			Urinary system	Prostate disorders	Bk, Lf	If	Or	2
Rutaceae								
<i>Citrus aurantium</i> L. var. <i>amara</i> L. (FC435)	Naranjo	Cultivated	Blood and cardio-vascular system	High pressure	Fr	Jc	Or	1
			Digestive system	Carminative	Fr	Jc	Or	2
			Metabolic system and nutrition	Weight loss	Fr	Fs	Or	1
			Nervous system and mental health	Sadness	Fl	If	Or	2
			Nervous system and mental health	Insomnia	Fr	Jc	Or	1
			Respiratory system	Cough	Fr	Jc	Or	2
			Respiratory system	Cold	Fr	If	Or	1
<i>Citrus aurantium</i> L. var. <i>sinensis</i> L. (FC437)	Naranja	Cultivated	Blood and cardio-vascular system	Anemia	Fr	Dc, Jc	Or	9
			Cultural diseases and disorders	Antimonia, gentil, viejo, antiguo	Fl	Fs	Kn	1
			Digestive system	Laxative	Fr	Fs, Jc	Or	4
				Constipation	Fr	Dc	Or	2
				Diarrhoea	Lf	If	Or	1
			Stomach cramps	Stomach cramps	Fr	Jc	Or	1
				General ailments with unspecific symptoms	Fever	Lf	If	Pl
			Metabolic system and nutrition	Headache	Fr	If	Or	1
				Weight loss	Fr	Jc	Or	2
			Muscular-skeletal system	Rheumatism	Fr	If	Bt	1
Nervous system and mental health	Sadness	Ap, Fl, Lf	If	Or	9			
	Insomnia	Ap, Fr, Lf	If, Jc	Or	7			
			Epilepsy		Fr	Jc	Or	1

Scientific name (voucher)	Vernacular name	Status	Category	Subcategory	Plant Part	Preparation	Mode of administration	Informants			
<i>Citrus limetta</i> Risso (FC438)	Lima	Cultivated	Other uses	Hair loss	Fr	Jc	Bt	1			
			Pregnancy, birth and puerperium	Postpartum	Fr, Lf	Dc, If	Or	2			
			Reproductive system and reproductive health	Menstruation disorders	Fr	If, Jc	Or	2			
			Respiratory system	Cold	Fr	Fs, Jc	Or	4			
				Flu	Fr	Dc, Jc	Or	4			
				Cough	Fr	If, Jc	Or	2			
			Urinary system	Kidney disorders, emollient, diuretic	Lf	If	Bt	1			
			Blood and cardio-vascular system	High pressure	Ap, Fr	Fs, If, Jc	Or	9			
				Blood and cardio-vascular system	Low pressure	Fl, Lf	If	Or	2		
					Dental health	Toothache	Sd	Ml	Bt, Or	3	
				Digestive system	Hepatitis	Fr	Jc	Or	1		
				Digestive system	Stomach cramps	Fr	If	Or	1		
				General ailments with unspecific symptoms	Fever	Fr	Jc	Or	1		
				Nervous system and mental health	Sadness	Ap, Fl, Fr, Lf	Fs, If, Jc	Or	23		
					Insomnia	Lf	If	Or	1		
				Pregnancy, birth and puerperium	Birth	Fl, Lf	If, Jc	Bt, Or	3		
				Sensory system	Visual disorders	Ap, Ep, Fr	Fs, If, Jc	Ew	51		
			Hearing disorders		Fr	Jc	Ew	2			
			<i>Citrus limon</i> (L.) Osbeck (FC436)	Limón, limón ácido	Cultivated	Blood and cardio-vascular system	Low pressure	Fr, Lf	Fs, If, Jc	Or	4
							Hemorrhoids	Fr	Dc, Jc	Bt, En	3
Anemia	Sd	Wm					Or	1			

Scientific name (voucher)	Vernacular name	Status	Category	Subcategory	Plant Part	Preparation	Mode of administration	Informants
				High pressure	Fr	If	Or	1
			Cultural diseases and disorders	Tijte	Fr	Jc, Wm	Bt, Pl	4
			Dental health	Toothache	Fr, Sd	If, Jc, Ml, Wm	Bt, Gg, Or, Pl	51
			Dental health	Cavity	Sd	Fs	Pl	1
			Digestive system	Diarrhoea	Fl, Fr	If, Jc	Or	22
				Stomach cramps	Fr	If, Jc	Or	10
				Indigestive	Fr	If, Jc	Or	5
				Gastric ulcers	Fr	Jc	Or	2
				Hepatitis	Fr	If, Jc	Or	2
				Liver disorders	Fr	Jc	Or	1
			General ailments with unspecific symptoms	Fever	Fr, Lf	Fs, If, Jc, Ml	Bt, En, Or, Pl	33
				General malaise	Fr	Dc, Jc	Or	3
				Headache	Fr	If, Jc	Or	3
			Infections and infestations	Fleas	Fr	Jc, Wm	Bt, Or, Pl	15
				Insect bite	Fr	Fs, Jc, Wm	Bt, Kn, Pl	5
				UTA, leishmaniasis	Fr, Lf	Ml, Wm	Bt, Pl	2
			Metabolic system and nutrition	Yellow fever	Fr	Jc	Or	1
				Weight loss	Fr	Dc, Fs, If, Jc	Or	14
			Muscular-skeletal system	Rheumatism	Fr	Fm	Or	1
			Nervous system and mental health	Stress	Fl, Fr	Fs, If, Jc	Or	7
			Nervous system and mental health	Mental stimulant	Fr	Dc	Or	2
			Other uses	Cancer	Fr	Jc	Or	1
			Other uses	Hair loss	Fr	Fs	Bt	1
			Other uses	Hangover	Fr	If	Or	1

Scientific name (voucher)	Vernacular name	Status	Category	Subcategory	Plant Part	Preparation	Mode of administration	Informants		
<i>Ruta chalepensis</i> L. (FC561)	Ruda	Cultivated	Pregnancy, birth and puerperium Reproductive system and reproductive health Respiratory system	Abortive	Fr	Dc, Jc	Or	3		
				Menstruation disorders	Fr	Jc	Bt, Or	2		
				Sensory system	Flu	Fr	Dc, Fm, Fs, If, Jc	Bt, Gg, Or	115	
					Cold	Fr	If, Jc	Gg, Or	15	
					Tonsillitis	Fr	Fs, Jc	Gg	5	
					Cough	Fr	Fs, If	Gg, Or	4	
					Asthma	Fr	Jc	Or	1	
					Bronchitis	Fr	If	Or	1	
					Hearing disorders	Fr	Jc, Wm	Ew	2	
					Visual disorders	Fr	Jc	Ew	1	
					Skin and subcutaneous tissue	Feet fungus	Fr	Fs, Jc	Bt, Pl	12
						Wounds, healing	Fr	Jc	Bt, Pl	3
						Acne	Fr	Jc	Or	1
						Burns	Fr	Jc	Bt	1
						Itil	Fr	Jc	Bt	1
				Urinary system	Swelling	Fr	If	Or	1	
					Kidney disorders, emollient, diuretic	Fr	If	Or	1	
					Varicose veins	Lf	Fm	Kn	1	
					Cultural diseases and disorders	Aire, malaire	Ap, Ep, Lf	Dc, Fs, If, Ml, Wm	Bt, In, Kn, Or, Pl	163
				Susto, espanto		Ap, Lf	Dc, Fs, If, Ml	Bt, Or, Pl	20	
Tacsho	Ap, Lf	Fs, If	Bt, Kn, Or, Pl	8						

Scientific name (voucher)	Vernacular name	Status	Category	Subcategory	Plant Part	Preparation	Mode of administration	Informants
				Negative vibes	Ap, Lf	Fs, If	Bt, Nn	3
				Antimonia, gentil, viejo, antiguo	Ap, Lf	Fs	Kn	2
			Dental health	Shucaque	Lf	If	Bt	1
				Toothache	Fr, Lf, Sd	If, Ml	Bt, Or	6
			Digestive system	Stomach pain	Ap	If	Or	2
				Intestinal parasites	Ap	If	Or	1
			General ailments with unspecific symptoms	Laxative	Lf	If	Or	1
				Whet	Ap	If	Or	1
				Headache	Ap	Fs, If	Or, Pl	2
				Infections and infestations	UTA,	Ap	Ml	Pl
			Muscular-skeletal system	Broken bones	Lf	If	Pl	2
			Nervous system and mental health	Stress	Ap, Lf	Fs, If	In, Or	5
				Epilepsy	Lf	Fs, If	Bt, Or, Pl	4
			Other uses	Insomnia	Ap	If	Or	1
				Hangover	Ap, Lf	If	Or	3
			Pregnancy, birth and puerperium	Abortive	Ap, Ep, Lf	Dc, Fs, If	Or	19
			Pregnancy, birth and puerperium	Postpartum	Ap, Lf	Fs, If, Ml	Kn, Or, Pl	7
			Pregnancy, birth and puerperium	Birth	Ap, Lf	Dc, If	Or	5
			Reproductive system and reproductive health	Menstruation disorders	Ap, Ep, Lf	If	Or	7
			Reproductive system and reproductive health	Menopause	Ap, Lf	Fs, If, Ml	In, Or, Pl	3
			Reproductive system and reproductive health	Impotence	Bk	Fm	Or	1

Scientific name (voucher)	Vernacular name	Status	Category	Subcategory	Plant Part	Preparation	Mode of administration	Informants
			Respiratory system	Flu	Lf	If	Or	1
			Ritual and magic uses	Remove envy	Ap, Lf	Dc, Fs, If	Bt, In, Kn, Nn, Or	24
			Ritual and magic uses	Bring good luck	Ap, Lf	Fs, If	Bt, Kn, Nn, Or	18
			Ritual and magic uses	Curse	Ap, Lf	Fs	Kn, Nn	6
			Sensory system	Hearing disorders	Lf	If, Wm	Ew	3
				Visual disorders	Ap	If	Ew	1
			Skin and subcutaneous tissue	Chirapa	Lf	If, Ml	Bt, Kn, Pl	4
			Skin and subcutaneous tissue	Acne	Lf	If	Bt	1
			Urinary system	Prostate disorders	Lf	If	Bt, Or	2
Salicaceae <i>Salix humboldtiana</i> Willd. (FC593)	Sáuce, álamo	Wild	Muscular-skeletal system	Broken bones	Lf	Fs	Pl	1
			Other uses	Hair loss	Lf	If	Bt, Or, Pl	14
			Skin and subcutaneous tissue	Wounds, healing	Bk	If	Bt	1
Santalaceae <i>Phoradendron nervosum</i> Oliv. (FC380)	Suelda consuelda	Wild	Cultural diseases and disorders	Tijte	Lf	Ml	Bt	2
				Antimonia, gentil, viejo, antiguo	Lf	Dc	Bt	1
				Susto, espanto	Ap	If	Bt	1
			Muscular-skeletal system	Broken bones	Ap, Bk, Ep, Lf, St	Fs, If, Ml	Bt, Kn, Or, Pl	115
				Hernia	Lf	If, Ml	Bt, Pl	2
			Metabolic system and nutrition	Rheumatism	Ap	Ml	Pl	1
				Weight loss	Lf	Dc	Vp	1

Scientific name (voucher)	Vernacular name	Status	Category	Subcategory	Plant Part	Preparation	Mode of administration	Informants	
			Nervous system and mental health	Stress	Ap	Fs	Pl	1	
			Pregnancy, birth and puerperium	Postpartum	Lf	Fs	Pl	1	
			Urinary system	Prostate disorders	Lf	If	Or	1	
Sapindaceae									
<i>Allophylus punctatus</i> (Poepp.) Radlk. (FC495)	Yujiucaspe	Wild	Cultural diseases and disorders	Susto, espanto	Lf	Dc, Fs, If	Bt	3	
<i>Dodonaea viscosa</i> (L.) Jacq. (FC506)	Chamana	Wild	Cultural diseases and disorders	Tacsho	Lf	Fs	Kn	1	
				Tijte	Ap	Fs, If	Or, Pl	2	
				Laxative	Fr	Dc	Or	1	
				Bones hardening	Ap, Lf	Dc, If	Bt, Vp	8	
				Rheumatism	Ap, Lf	Fs, If	Bt, Pl	3	
				Broken bones	Lf	Ml	Pl	1	
				Other uses	Lf	Dc, If	Bt, Kn	5	
				Pregnancy, birth and puerperium	Postpartum	Ap, Ep	Dc, If	Bt	2
				Reproductive system and reproductive health	Fertility	Bk, Lf	Fm, If, Ml	Or	2
				Respiratory system	Cold	Ap, Lf	Fs, If	Bt, Kn	10
<i>Sapindus saponaria</i> L. (FC529)	Choloque	Wild	Infections and infestations	Fleas	Fr	If	Bt, Pl	4	
				Other uses	Hair loss	Fr	If	Bt	1
Sapotaceae									
<i>Pouteria lucuma</i> (Ruiz & Pav.) Kuntze (FC439)	Lúcuma	Wild	Pregnancy, birth and puerperium	Breastfeeding	Ap, Bd, Bk, Fl, Fr, Lf	Dc, Fs, If, Ml	Or	20	
				Skin and subcutaneous tissue	Wounds, healing	Lf	Fs	Pl	1
Scrophulariaceae									
<i>Alonsoa meridionalis</i> (L. f.) Kuntze (FC545)	Duraznillo	Wild	Infections and infestations	Fleas	Lf	Dc	Kn	1	

Scientific name (voucher)	Vernacular name	Status	Category	Subcategory	Plant Part	Preparation	Mode of administration	Informants
			Muscular-skeletal system	Hernia	Lf	Dc	Or	1
			Skin and subcutaneous tissue	Chirapa	Ap, Lf	Fs, If	Kn, Pl	4
			Skin and subcutaneous tissue	Feet fungus	Lf	If, Ml	Bt, Pl	2
<i>Buddleja blattaria</i> J.F.Macbr. (FC441)	Utcusacha, flor blanca	Wild	General ailments with unspecific symptoms	Fever	Ap, Lf	If	Bt, Or	3
			Infections and infestations	UTA, leishmaniasis	Bk, Lf	Ml, Wm	Pl	12
			Respiratory system	Cold	Lf	If	Bt	1
<i>Buddleja bullata</i> Kunth (FC442)	Quishual	Wild	Cultural diseases and disorders	Antimonia, gentil, viejo, antiguo	Bd, Lf	If	Or, Pl	2
			Cultural diseases and disorders	Susto, espanto	Ap, Lf	If	Bt	2
			Skin and subcutaneous tissue	Chirapa	Lf	Fs	Kn	1
Selaginellaceae								
<i>Selaginella</i> sp. (FC447)	Hierba del Cóndor, trencilla	Wild	Cultural diseases and disorders	Aire, malaire	Lf	If	Pl	1
			Cultural diseases and disorders	Shadow	Ap	If	Bt	1
Siparunaceae								
<i>Siparuna aspera</i> (Ruiz & Pav.) A. DC. (FC493)	Payón grande	Wild	Cultural diseases and disorders	Antimonia, gentil, viejo, antiguo	Lf	Fm, If	Bt, Kn	2
			Cultural diseases and disorders	Susto, espanto	Lf	If	Pl	1
<i>Siparuna muricata</i> (Ruiz & Pav.) A. DC. (FC494)	Payón, paigamo, poshmete, añasquero	Wild	Cultural diseases and disorders	Antimonia, gentil, viejo, antiguo	Ap, Lf	Dc, Fm, Fs, If, Ml	Bt, Kn, Or, Pl	9
			Cultural diseases and disorders	Susto, espanto	Ap, Lf	Dc, Fs, If	Bt, Kn, Or, Pl	8
			Digestive system	Stomach pain	Lf	If	Or	1
			General ailments with unspecific symptoms	Headache	Lf	If	Pl	1

Scientific name (voucher)	Vernacular name	Status	Category	Subcategory	Plant Part	Preparation	Mode of administration	Informants
			Infections and infestations	Insect bite	Lf	If	Bt	1
			Muscular-skeletal system	Rheumatism	Lf	If	Pl	2
			Pregnancy, birth and puerperium	Abortive	Lf	If	Or	1
			Reproductive system and reproductive health	Impotence	Bk	Fm	Or	1
			Reproductive system and reproductive health	Menopause	Ap	Ml	Pl	1
			Ritual and magic uses	Remove envy	Lf	Ml	Bt	1
			Sensory system	Hearing disorders	Lf	If	Ew	1
			Skin and subcutaneous tissue	Chirapa	Lf	If	Kn	1
			Skin and subcutaneous tissue	Wounds, healing	Ap	Dc	Bt	1
Solanaceae								
<i>Browallia americana</i> L. (FC645)	Ajuspe azul	Wild	Cultural diseases and disorders	Antimonia, gentil, viejo, antiguo	Ap	Fm	Bt	1
			Digestive system	Stomach cramps	Lf	If	Or	1
<i>Brugmansia arborea</i> (L.) Steud. (FC450)	Campanilla blanca, floripondio banco	Cultivated	Cultural diseases and disorders	Antimonia, gentil, viejo, antiguo	Ap, Lf	Fs, If, Ml	Bt, Kn, Nn, Or	5
			Infections and infestations	Fleas	Ap	If	Kn	1
			Ritual and magic uses	Curse	Ap	Dc	Bt	1
			Skin and subcutaneous tissue	Chirapa	Ap, Lf	If	Bt, Pl	5
			Skin and subcutaneous tissue	Wounds, healing	Lf	Fs	Pl	1
<i>Brugmansia sanguinea</i> (Ruiz & Pav.) D. Don (FC588)	Campanilla roja	Cultivated	Cultural diseases and disorders	Antimonia, gentil, viejo, antiguo	Ap	Fm	Bt	1
			Cultural diseases and disorders	Susto, espanto	Lf	If	Bt	1
			Muscular-skeletal system	Rheumatism	Fl	If	Bt	1

Scientific name (voucher)	Vernacular name	Status	Category	Subcategory	Plant Part	Preparation	Mode of administration	Informants
<i>Capsicum pubescens</i> Ruiz & Pav. (FC451)	Ají, ají rocoto	Cultivated	Nervous system and mental health	Stress	Lf	If	Or	1
			Ritual and magic uses	Remove envy	Ap, Lf	Fs, If	Nn, Or	4
				Witchcraft	Ap, Lf	Fs, If	Kn, Or	2
				Curse	Ap, Ep	Dc, Fs	Bt, Nn	1
				Hallucinogen	Ap	If	Or	1
			Skin and subcutaneous tissue	Chirapa	Lf	Dc, If	Bt, Or, Pl	3
			Skin and subcutaneous tissue	Wounds, healing	Ap	Fs	Kn	1
			Blood and cardio-vascular system	High pressure	Fr	Jc, Ml	Or	3
			Cultural diseases and disorders	Antimonia, gentil, viejo, antiguo	Fr, Lf	Fs	Kn, Pl	4
			Dental health	Toothache	Sd	Fs, Ml	Or	4
			Dental health	Cavity	Sd	Fs	Pl	2
			General ailments with unspecific symptoms	Fever	Lf	Fs, If	Bt, Kn	3
			Infections and infestations	Fleas	Fr	If	Nn	1
			Infections and infestations	UTA, leishmaniasis	Fr	Ml	Pl	1
			Pregnancy, birth and puerperium	Postpartum	Ap, Fl, Lf	Fs, If, Ml, Wm	Bt, Kn, Or, Pl	101
			Pregnancy, birth and puerperium	Breastfeeding	Fl, Lf	If	Or	6
			Respiratory system	Cold	Lf	If	Bt	1
			Respiratory system	Flu	Fr	If	Or	1
			Sensory system	Hearing disorders	Lf	Jc	Ew	1
			Skin and subcutaneous tissue	Burns	Fr	Ml	Bt, Pl	2
Skin and subcutaneous tissue	Wounds, healing	Lf	If	Bt, Or	1			

Scientific name (voucher)	Vernacular name	Status	Category	Subcategory	Plant Part	Preparation	Mode of administration	Informants
<i>Cestrum auriculatum</i> L'Hér (FC557)	Hierbasanta	Wild	Blood and cardio-vascular system	High pressure	Lf	If, Jc	Or	3
				Hemorrhoids	Lf	Dc	Or	1
				Low pressure	Lf	If	Pl	1
			Digestive system	Stomach pain	Ap, Lf	Fs, If	Or	8
				Diarrhoea	Ap, Lf	If	Or	3
				Indigestive	Lf	If	Or	1
				Laxative	Lf	If	Or	1
				Stomach cramps	Lf	If	Or	1
				Stomach infection	Ap	If	Or	1
				General ailments with unspecific symptoms	Ap, Lf, St	Dc, Fs, If, Jc, Ml	Bt, Kn, Or, Pl	100
				General malaise	Lf	If	Bt, Pl	3
				Headache	Ap, Lf	Fs, If	Bt, Or, Pl	3
				Infections and infestations	Chickenpox	Lf	If	Bt
			Infections and infestations	Malaria	Lf	If	Bt	1
			Reproductive system and reproductive health	Cold	Lf	Fs, If	Bt, Or	2
				Fertility	Lf	Dc	Or	1
				Menopause	Lf	If	Or	1
			Respiratory system	Menstruation disorders	Lf	If	Or	1
				Flu	Lf	Dc, Fm, Fs	Kn, Pl	3
				Cough	Ap	If	Gg	1
			Sensory system	Tonsillitis	Ap	If	Gg	1
				Visual disorders	Ap	If	Ew	4
			Skin and subcutaneous tissue	Wounds, healing	Ap	If	Bt	2
Skin and subcutaneous tissue	Chirapa	Lf		Ml	Bt	1		
<i>Cestrum tomentosum</i> L. f. (FC453)	Huaspasac ha de la jalca	Wild	Muscular-skeletal system	Broken bones	Ap, Lf	Fs, Ml	Pl	7

Scientific name (voucher)	Vernacular name	Status	Category	Subcategory	Plant Part	Preparation	Mode of administration	Informants
<i>Cyphomandra betacea</i> Cav. (FC454)	Tomate de árbol, pepino de árbol, berenjena de árbol	Cultivated	Reproductive system and reproductive health	Menstruation disorders	Lf	Fm	Or	1
			Blood and cardio-vascular system	High pressure	Fr	Fs, If	Or	2
			Digestive system	Anemia	Lf	If	Or	1
				Gastric ulcers	Lf	If	Or	2
				Liver disorders	Bd, Fr	If	Or	2
			Endocrine system	Stomach pain	Ap, Ep	If	Or	2
				Diarrhoea	Fr	If	Or	1
				Diabetes	Bd, Fr, Lf	Dc, If	Or	4
			Infections and infestations	UTA, leishmaniasis	Lf	Fs	Kn	1
			Metabolic system and nutrition	Weight loss	Bk, Fr, Sd	Dc, Fs, If, Jc, Ml	Or	30
			Nervous system and mental health	Stress	Fl, Fr	If	Or	2
			Other uses	Cancer	Lf	If	Or	1
			Respiratory system	Cold	Fr, Lf	Fs, If	Bt, Or	2
			Respiratory system	Flu	Fr	Fm, If	Or	2
			Sensory system	Hearing disorders	Fr	If	Ew	1
			Skin and subcutaneous tissue	Burns	Fr	If	Kn	1
Urinary system	Kidney disorders, emollient, diuretic	Fr	If	Or	1			
<i>Datura stramonium</i> L. (FC455)	Chamico, datura	Wild	General ailments with unspecific symptoms	Fever	Ap	If	Or	1
			Pregnancy, birth and puerperium	Birth	Lf	If	Bt	1
			Ritual and magic uses	Curse	Ap, Lf	Dc, Fs	Bt, Kn	5

Scientific name (voucher)	Vernacular name	Status	Category	Subcategory	Plant Part	Preparation	Mode of administration	Informants
<i>Nicandra physalodes</i> (L.) Gaertn. (FC522)	Saramacho, saramama	Wild	Skin and subcutaneous tissue	Wounds, healing	Ap	Ml	Pl	1
			Cultural diseases and disorders	Pulsario	Lf	If, Wm	Or, Pl	2
			Cultural diseases and disorders	Susto, espanto	Lf	Fs, If	Bt, Pl	2
			Digestive system	Indigestive	Lf	Fs	Pl	1
			General ailments with unspecific symptoms	Fever	Ap, Lf	Fs, If	Kn, Pl	2
			Pregnancy, birth and puerperium	Birth	Lf	If	Or	1
			Ritual and magic uses	Remove envy	Lf	Dc	Bt	1
<i>Nicotiana setchellii</i> Goodsp. (FC457)	Tabaco	Cultivated	Cultural diseases and disorders	Antimonia, gentil, viejo, antiguo	Ap, Lf	Fs, If, Ml	Bt, Kn, Pl	18
				Susto, espanto	Ap, Ep	Fs	Kn	3
				Tacsho	Lf	Fs	Pl	3
			General ailments with unspecific symptoms	Fever	Ap	Fs	Kn	2
			Infections and infestations	Fleas	Ap, Lf	Dd, Fs, Ml, Wm	Kn, Pl	7
			Infections and infestations	UTA, leishmaniasis	Lf	Fs	Kn	1
			Sensory system	Hearing disorders	Lf	Fs	Ew	1
			Skin and subcutaneous tissue	Chirapa	Lf	If, Ml, Wm	Bt, Kn, Pl	3
			Skin and subcutaneous tissue	Itil	Lf	Ml	Pl	1
			<i>Physalis peruviana</i> L. (FC456)	Aguaymanto, tomatillo	Wild	Cultural diseases and disorders	Aire, malaire	Lf
General ailments with unspecific symptoms	Fever	Ap, Fr, Lf, St				Fs, If, Ml	Bt, Kn, Or	28
General ailments with	General malaise	Lf				Fs	Bt	1

Scientific name (voucher)	Vernacular name	Status	Category	Subcategory	Plant Part	Preparation	Mode of administration	Informants
			unspecific symptoms	Birth	Lf	If	Or	1
			Pregnancy, birth and puerperium	Postpartum	Lf	Fs	Kn	1
			Pregnancy, birth and puerperium	Cold	Fr, Lf	Fs, If	Bt, Or	5
			Respiratory system	Flu	Lf	If	Bt	1
				Cough	Fr	If	Or	1
			Skin and subcutaneous tissue	Chirapa	Lf	If	Bt	1
			Skin and subcutaneous tissue	Wrinkles	Fr	Fs	Or	1
<i>Salpichroa glandulosa</i> (Hook.) Miers (FC635)	Alturna	Wild	Reproductive system and reproductive health	Menstruation disorders	Ap, Fl	If	Or	3
<i>Solanum albidum</i> Dunal (FC649)	Shurin	Wild	Cultural diseases and disorders	Antimonia, gentil, viejo, antiguo	Lf	If	Bt	1
<i>Solanum americanum</i> Mill. (FC459)	Hierbamora, cuash	Wild	Blood and cardio-vascular system	Hemorrhoids	Lf	Fs	Kn	2
			Cultural diseases and disorders	Tijte	Fr	Wm	Pl	5
				Susto, espanto	Ap, Lf	Dc, Fs, If	Bt, Kn, Or	4
				Shucaque	Fr	If	Pl	1
			Dental health	Toothache	Fl, Sd	Fs	Kn, Or	2
			Digestive system	Stomach pain	Ap	If	Bt	1
			General ailments with unspecific symptoms	Fever	Ap, Fr, Lf	Dc, Fm, Fs, If, Ml	Bt, In, Kn, Or, Pl	43
			General ailments with unspecific symptoms	Headache	Lf	Fs	Pl	1
			Infections and infestations	Chickenpox	Lf	If	Bt	1
			Infections and infestations	Insect bite	Ap	Fs	Pl	1
			Infections and infestations	UTA, leishmaniasis	Fr	Wm	Pl	1

Scientific name (voucher)	Vernacular name	Status	Category	Subcategory	Plant Part	Preparation	Mode of administration	Informants
			Muscular-skeletal system	Rheumatism	Ap, Lf	Fs, If	Bt, Kn, Pl	3
			Respiratory system	Sinusitis	Fr, Sd	Fs, If, Ml	In, Vp	13
			Respiratory system	Flu	Ap, Fr, Lf, St	Dc, Fs, If, Jc	In, Kn, Or, Pl	7
			Respiratory system	Cold	Ap, Fr, Lf	Dc, Fs, If, Jc	Bt, In	5
			Skin and subcutaneous tissue	Wounds, healing	Ap, Fr, Lf	Fs	Bt, Or, Pl	6
			Skin and subcutaneous tissue	Chirapa	Ap, Fr, Lf	Fs, If	Bt, Kn, Or, Pl	5
			Skin and subcutaneous tissue	Burns	Lf	Wm	Pl	1
			Urinary system	Kidney disorders, emollient, diuretic	Lf	If	Or	1
<i>Solanum asperolanatum</i> Ruiz & Pav. (FC615)	Oseguín	Wild	Cultural diseases and disorders	Tijte	Lf	Fs	Pl	1
<i>Solanum contumazaense</i> Ochoa (FC630)	Papa del abuelo, papa del gentil	Wild	Cultural diseases and disorders	Antimonia, gentil, viejo, antiguo	Lf	Dc, Fm, Fs, If	Bt, Or	8
			Pregnancy, birth and puerperium	Birth	Fr	If	Or	1
			Urinary system	Prostate disorders	Fr	If	Or	1
<i>Solanum interandinum</i> Bitter (FC553)	Mushañaio	Wild	Cultural diseases and disorders	Aire, malaire	Lf	Fs	Kn	2
			Cultural diseases and disorders	Susto, espanto	Lf	Dc, If	Bt, Or	2
			General ailments with unspecific symptoms	Fever	Ap, Lf, St	Dc, If, Wm	Bt, Kn, Pl	12
			Pregnancy, birth and puerperium	Postpartum	Lf	Fs	Kn	1

Scientific name (voucher)	Vernacular name	Status	Category	Subcategory	Plant Part	Preparation	Mode of administration	Informants			
<i>Solanum lycopersicum</i> L. (FC659)	Tomate	Cultivated	Respiratory system	Cold	Lf	If	Bt	2			
			Cultural diseases and disorders	Tijte	Fr	Wm	Pl	1			
			Digestive system	Stomach pain	Lf	If	Bt, Or	7			
			General ailments with unspecific symptoms	Fever	Ap, Lf	Fs, If, Jc, Wm	Bt, Kn, Pl	11			
			General ailments with unspecific symptoms	General malaise	Lf	Fs, If	Bt	2			
			Infections and infestations	Fleas	Fr	Fs	Pl	1			
			Muscular-skeletal system	Rheumatism	Lf	If, Wm	Pl	2			
			Pregnancy, birth and puerperium	Postpartum	Lf	Fs	Kn	1			
			Skin and subcutaneous tissue	Burns	Fr, Lf	Dc, Fs, Ml	Bt, Kn, Pl	43			
			Skin and subcutaneous tissue	Acne	Fr	Ml	Pl	1			
			<i>Solanum pseudosycophanta</i> Farruggia (FC460)	San Pablo	Wild	Cultural diseases and disorders	Susto, espanto	Ap, Lf	Fs, If	Bt, Kn	4
							Shucaque	Lf	Fs, If	Bt, Kn	2
							Antimonia, gentil, viejo, antiguo	Lf	Ml	Pl	1
						Dental health	Cavity	Lf	Fs	Pl	1
General ailments with unspecific symptoms	Headache	Lf				Fs, If	Or, Pl	5			
Skin and subcutaneous tissue	Wounds, healing	Lf				If	Or	1			
<i>Solanum quitoense</i> Lam. (FC496)	Chila	Cultivated	Blood and cardio-vascular system	High pressure	Fr	Dc, Jc	Or	4			
			Cultural diseases and disorders	Susto, espanto	Lf	Dc	Pl	1			
			Metabolic system and nutrition	Weight loss	Fr	Dc	Or	2			

Scientific name (voucher)	Vernacular name	Status	Category	Subcategory	Plant Part	Preparation	Mode of administration	Informants
<i>Solanum tuberosum</i> L. (FC458)	Papa	Cultivated	Blood and cardio-vascular system	Anemia	Ro	Dc	Or	1
				Cultural diseases and disorders	Negative vibes	Ro	Dd	Or
			Digestive system	Shucaque	Ro	Fs	Pl	1
				Gastric ulcers	Ro	Dc, Fs, If	Or	21
			Diarrhoea	Ro	Dc, Dd, Fm, If, Jc	Or	20	
								Liver disorders
			Stomach cramps	Ro	Dc	Or	1	
			Stomach pain	Ro	Dd	Or	1	
			Endocrine system	Diabetes	Ro	Rt	Or	1
			General ailments with unspecific symptoms	Headache	Ro	Fs, If, Ml	Or, Pl	34
			Infections and infestations	Yellow fever	Ro	Dd	Or	1
			Other uses	Hangover	Ro	Dc	Or	1
				Pregnancy, birth and puerperium	Birth	Ro	Dc	Or
			Reproductive system and reproductive health	Menopause	Ro	Fs	Pl	1
			Skin and subcutaneous tissue	Burns	Ro	Dd, If	Bt, Or	2
			Kidney stones	Ro	Jc	Or	1	
			Prostate disorders	Ro	Wm	Or	1	
			Thelypteridaceae					
<i>Macrothelypteris torresiana</i> (Gaudich.) Ching (FC525)	Helechillo	Wild	Reproductive system and reproductive health	Menstruation disorders	Ap	If	Or	1

Scientific name (voucher)	Vernacular name	Status	Category	Subcategory	Plant Part	Preparation	Mode of administration	Informants
Tropaeolaceae								
<i>Tropaeolum majus</i> L. (FC505)	Capuchina	Cultivated	Infections and infestations	Fleas	Fl, Sd	Ml	Kn	1
			Muscular-skeletal system	Rheumatism	Ap	If	Or	1
			Respiratory system	Cold	Ap	If	Or	1
<i>Tropaeolum tuberosum</i> Ruiz & Pav. (FC462)	Mashua	Cultivated	Digestive system	Flu	Ap	If	Or	1
				Diarrhoea	Ro	If	Or	1
			Pregnancy, birth and puerperium	Stomach pain	Ro	If	Or	1
				Birth	Ro	Dc, If	Or	6
			Urinary system	Prostate disorders	Ro	Dc, If, Ml	Or, Pl	14
			Urinary system	Kidney disorders, emollient, diuretic	Ro	Dc	Or	1
Urticaceae								
<i>Phenax laevigatus</i> Wedd. (FC643)	Caluyán	Wild	Cultural diseases and disorders	Tijte	Ap	Fs	Kn	3
<i>Pilea microphylla</i> (L.) Liebm. (FC463)	Contrayerba, rumusol, quishquirri	Wild	Cultural diseases and disorders	Pulsario	Lf	If	Or	1
			Cultural diseases and disorders	Susto, espanto	Lf	If	Bt	1
			Digestive system	Stomach infection	Ap	If	Or	2
				Diarrhoea	Lf	Fs	Or	1
				Laxative	Lf	Dc	Or	1
			General ailments with unspecific symptoms	Fever	Ap, Lf	Dc, If	Bt, Or	17
			General ailments with unspecific symptoms	Headache	Lf	If	Bt	1
			Infections and infestations	Fleas	Lf	Ml	Pl	1
			Nervous system and mental health	Stress	Ap, Fl	If	Bt, Or	9
Reproductive system and reproductive health	Fertility	Lf, St	If	Or	3			

Scientific name (voucher)	Vernacular name	Status	Category	Subcategory	Plant Part	Preparation	Mode of administration	Informants
<i>Urtica magellanica</i> Juss. ex Poir. (FC587)	Ortiga brava	Wild	Reproductive system and reproductive health	Menstruation disorders	Lf	If	Or	1
			Sensory system	Hearing disorders	Ap, Fr, Lf	Dc, If, Jc, Wm	Ew	9
			Sensory system	Visual disorders	Lf	If	Ew	1
			Urinary system	Kidney disorders, emollient, diuretic	Ap	If	Or	2
			Urinary system	Prostate disorders	Ap	If	Or	1
			Cultural diseases and disorders	Antimonia, gentil, viejo, antiguo	Ro	If	Or	1
			Muscular-skeletal system	Rheumatism	Ap, Lf, St	Fs, If	Kn, Wh	8
			Muscular-skeletal system	Muscle cramps	Ap	Fs	Wh	1
			Pregnancy, birth and puerperium	Postpartum	Ap	Dc	Or	1
			Reproductive system and reproductive health	Menstruation disorders	Ap	If	Or	1
<i>Urtica urens</i> L. (FC464)	Ortiga, ortiga negra, ishanga negra	Wild	Skin and subcutaneous tissue	Swelling	Ap	Fs	Wh	1
			Blood and cardio-vascular system	Anemia	Ro	If	Or	1
			Digestive system	Diarrhoea	Ro	Dc	Or	1
				Intestinal infection	Ap	If	Or	1
				Stomach infection	Ap	If	Or	1
			General ailments with unspecific symptoms	Headache	Ap	Fs	Pl	1
			Muscular-skeletal system	Rheumatism	Ap, Ep, Fl, Lf, St	Dc, Fm, Fs, If, Jc, Ml	Bt, Kn, Or, Pl, Wh	74

Scientific name (voucher)	Vernacular name	Status	Category	Subcategory	Plant Part	Preparation	Mode of administration	Informants
			Muscular-skeletal system	Lumbago	Lf	Fm	Kn	1
			Muscular-skeletal system	Muscle cramps	Ap	Fs	Wh	1
			Nervous system and mental health	Stress	Ap	Fs, If	Or, Pl	2
			Other uses	Hair loss	Ap, Lf	If, Jc	Bt	4
			Pregnancy, birth and puerperium	Postpartum	Ro	If	Or	1
			Reproductive system and reproductive health	Menstruation disorders	Ap, Lf, Ro	If, Ml	Or	6
			Reproductive system and reproductive health	Menopause	Ap, Ro	If, Ml	Or, Pl	3
			Reproductive system and reproductive health	Vaginal infection	Ro	If	Or	2
			Respiratory system	Bronchitis	Ap, Ro	If	Or	21
			Respiratory system	Cough	Ap, Ro	If	Or	6
			Respiratory system	Cold	Fl, Sd	If	Or	1
			Ritual and magic uses	Witchcraft	Ap	If	Or	1
			Skin and subcutaneous tissue	Wounds, healing	Ap, Lf, Ro	Dc, If, Jc	Bt, Or	15
			Skin and subcutaneous tissue	Swelling	Ap	Fs, If	Bt, Pl	2
			Urinary system	Kidney disorders, emollient, diuretic	Ap, Ro	If	Or	3
			Urinary system	Prostate disorders	Ro	Dc	Or	1
Verbenaceae								
<i>Aloysia citriodora</i> Palau (FC572)	Cedrón	Cultivated	Blood and cardio-vascular system	Anemia	Sd	If	Or	1
			Digestive system	Stomach pain	Ap	If	Or	3
				Diarrhoea	Lf	Dc	Or	1
				Hepatitis	Lf	If	Or	1
				Indigestive	Lf	If	Or	1

Scientific name (voucher)	Vernacular name	Status	Category	Subcategory	Plant Part	Preparation	Mode of administration	Informants
				Stomach cramps	Lf	If	Or	1
			Infections and infestations	Malaria	Bk	If	Or	1
			Nervous system and mental health	Insomnia	Lf	If	Or	1
			Nervous system and mental health	Stress	Lf	If	Or	1
			Respiratory system	Cold	Lf	If	Or	1
<i>Lantana haughtii</i> Molkenke (FC518)	Sachaoréga no	Wild	Reproductive system and reproductive health	Menstruation disorders	Lf	If	Or	2
<i>Lantana moritziana</i> Otto & A. Dietr (FC616)	Cuñabal	Wild	Cultural diseases and disorders	Susto, espanto	Ap, Lf	Fs, If	Kn	3
			Cultural diseases and disorders	Tijte	Ap, Lf	Dc, If	Bt	2
<i>Lantana reptans</i> Hayek (FC500)	Shispasacha	Wild	Cultural diseases and disorders	Susto, espanto	Lf	If	Bt	1
			Digestive system	Carminative	Ap	If	Or	1
				Diarrhoea	Lf	If	Or	1
				Stomach cramps	Lf	If	Or	1
<i>Lippia</i> sp. (FC465)	Falso orégano	Wild	Digestive system	Stomach pain	Ap	If	Or	1
			Nervous system and mental health	Stress	Fl, Sd	If	Or	2
			Nervous system and mental health	Epilepsy	Lf	If	Or	1
<i>Stachytarpheta cayennensis</i> (Rich.) Vahl (FC507)	Verbena negra	Wild	Digestive system	Liver disorders	Ap, Lf	Dc, If	Or	8
			General ailments with unspecific symptoms	Fever	Lf	Fs	Or	2
			General ailments with unspecific symptoms	Headache	Lf	If	Or	1
			Infections and infestations	Malaria	Lf	If	Or	1
			Nervous system and mental health	Stress	Ap	If	Or	1

Scientific name (voucher)	Vernacular name	Status	Category	Subcategory	Plant Part	Preparation	Mode of administration	Informants
<i>Verbena litoralis</i> Kunth (FC585)	Verbena	Wild	Other uses	Cancer	Ap	If	Or	1
			Reproductive system and reproductive health	Menopause	Lf	Fs	Or	1
			Blood and cardio-vascular system	Anemia	Lf	Dc	Or	1
				High pressure	Lf	If	Or	1
				Low pressure	Fl	If	Or	1
			Dental health	Toothache	Fl	Ml	Or	1
			Digestive system	Stomach cramps	Ap, Lf	Fs, If	Or	4
				Diarrhoea	Lf	If	Or	2
				Hepatitis	Ap, Lf	Dc, Jc	Or	2
				Liver disorders	Ap, Lf	If	Or	2
				Stomach pain	Ap	If	Or	1
				Gallbladder	Lf	If	Or	1
			General ailments with unspecific symptoms	Fever	Ap, Ep, Fl, Lf, St	Dc, Fs, If, Jc	Bt, Kn, Or, Pl	111
			General ailments with unspecific symptoms	Headache	Ap, Lf	Dc, If, Ml	Bt, Or, Pl	5
			General ailments with unspecific symptoms	General malaise	Ap, Lf	Dc, If	Bt	2
			Infections and infestations	Fleas	Ap, Fl, Lf	If, Ml	Kn, Pl	2
			Infections and infestations	Malaria	Lf	Dc, Ml	Or	2
			Infections and infestations	Insect bite	Lf	Dc	Bt	1
			Nervous system and mental health	Stress	Ap, Fl, Lf	Dc, If, Ml	Or	19
			Nervous system and mental health	Insomnia	Ap, Ro	If	Or	2
Pregnancy, birth and puerperium	Abortive	Ap	Jc	Or	1			
Pregnancy, birth and puerperium	Birth	Bd	If	Or	1			
Reproductive system and	Menopause	Fl	If	Bt	1			

Scientific name (voucher)	Vernacular name	Status	Category	Subcategory	Plant Part	Preparation	Mode of administration	Informants
			reproductive health	Menstruation disorders	Lf	If	Or	2
			Reproductive system and reproductive health	Flu	Fl, Lf	Dc, If, Ml	Bt, Or	6
			Respiratory system	Cold	Ap	If	Or	1
			Skin and subcutaneous tissue	Wounds, healing	Ap, Lf	Dc, Fs	Bt, Kn, Or, Pl	5
				Chirapa	Ap, Lf	If, Ml	Bt, Or	2
				Feet fungus Swelling	Lf	If	Bt	1
					Ap	If	Or	1
Violaceae								
<i>Viola odorata</i> L. (FC497)	Violeta	Cultivated	Respiratory system	Cough	Ap	If	Or	1
			Skin and subcutaneous tissue	Wounds, healing	Ap	if	Bt	1
Vitaceae								
<i>Vitis vinifera</i> L. (FC514)	Uva	Cultivated	Digestive system	Indigestive	Fr	Jc	Or	2
Xanthorrhoeaceae								
<i>Aloe vera</i> (L.) Burm. f. (FC527)	Pencasábila, sábila, aloe	Cultivated	Blood and cardio-vascular system	Hemorrhoids	Lp	Fs, If	Bt, En, Or	4
				Varicose veins	Lp	Fs, If	Pl	2
				Blood infection	Lp	If	Or	1
			Cultural diseases and disorders	Negative vibes	Ap, Lp	Fm, Fs	Nn	5
				Tijte	Lp	Fs	Pl	4
			Dental health	Toothache	Lp	Fs	Pl	1
			Digestive system	Diarrhoea	Lp	Fs, If	Or	31
				Liver disorders	Lp	Fs, If	Or	12
				Gastric ulcers	Lp	Dc, Fs, If	Or	9
				Stomach infection	Lp	Fs, If	Or	2
				Stomach pain	Lp	If	Or	1
			Infections and infestations	UTA, leishmaniasis	Lp	Fs	Pl	1

Scientific name (voucher)	Vernacular name	Status	Category	Subcategory	Plant Part	Preparation	Mode of administration	Informants
			Muscular-skeletal system	Rheumatism	Lp	Fs	Pl	1
			Other uses	Hair loss	Lp	Fs	Bt	24
			Other uses	Cancer	Lp	Dc, Fm, Fs, If, Ml	Or	17
			Reproductive system and reproductive health	Sexual infections	Lp	If	Bt	1
			Reproductive system and reproductive health	Vaginal infection	Lp	Fs	En	1
			Respiratory system	Bad breath	Lp	Fs	Or	1
			Respiratory system	Cold	Lp	If	Or	1
			Ritual and magic uses	Curse	Lp	Fs	Nn	3
				Bring good luck	Lp	Fs	Nn	1
				Witchcraft	Lp	Fs	Pl	1
			Sensory system	Visual disorders	Lp	If, Jc	Ew	8
			Skin and subcutaneous tissue	Wounds, healing	Lp	Fs, If	Bt, Or, Pl	22
				Acne	Lp	Fs, If	Bt, Or, Pl	10
				Swelling	Lp	Fs, If, Ml	Bt, Nn, Or, Pl	8
				Liver spots	Lp	Fs, If	Or, Pl	6
				Burns	Lp	Dc, Fs, If	Bt, Pl	5
				Feet fungus	Lp	Fs	Bt, Kn	2
			Urinary system	Kidney disorders, emollient, diuretic	Lp	Dc, Fs, If	Or, Pl	30
				Kidney stones	Lp	If	Or	3
				Prostate disorders	Lp	Fs	Pl	1

Scientific name (voucher)	Vernacular name	Status	Category	Subcategory	Plant Part	Preparation	Mode of administration	Informants
Zingiberaceae								
<i>Hedychium coronarium</i> J. Koenig (FC524)	Azafrán	Wild	Cultural diseases and disorders	Antimonia, gentil, viejo, antiguo	Ap	Fs	Kn	2
			Metabolic system and nutrition	Weight loss	Fr	Dc	Or	2
			Other uses	Cancer	Fr	Dc	Or	5
			Skin and subcutaneous tissue	Burns	Fr, Ro	Dc, Ml	Bt, Or, Pl	18
			Urinary system	Prostate disorders	Fr	Dc, If	Or	9
			Digestive system	Liver disorders	Ap	If	Or	1
Renealmia sp. (FC498)	Caña agria	Wild	Endocrine system	Diabetes	St	Jc	Or	1
			General ailments with unspecific symptoms	Fever	Ap, St	If, Jc	Or	7
			Metabolic system and nutrition	Weight loss	St	Jc	Or	2
			Muscular-skeletal system	Rheumatism	Lx	If	Kn	1
			Reproductive system and reproductive health	Impotence	St	Fm	Or	1
			Urinary system	Prostate disorders	Lf, St	If, Jc	Or	2
			Urinary system	Kidney stones	Ap	If	Or	1
			Endocrine system	Diabetes	Ro	If	Or	1
			Metabolic system and nutrition	Weight loss	Ro	Dc	Or	1
			Muscular-skeletal system	Rheumatism	Ro	Fm	Kn	2
<i>Zingiber officinale</i> Roscoe (FC541)	Kión	Cultivated	Muscular-skeletal system	Lumbago	Ro	Fm	Kn	1
			Respiratory system	Flu	Ro	If	Or	2
			Respiratory system	Tonsillitis	Ro	If	Gg	1

Plant parts

Ap Aerial part, *Bd* Bud, *Bk* Bark, *Ec* Exocarp, *Ep* Entire plant, *Fl* Flower, *Fr* Fruit, *Lf* Leaf, *Lp* Leaf pulp, *Lx* Látex, *Ro* Root, *Sd* Seed, *Sp* Spine, *Ss* Stigmas and styles, *St* Stem

Preparation form

Bt Baths, *En* Enema, *Ew* Eyewash, *Gg* Gargle, *In* Inhaled, *Kn* Kneaded, *Oi* Oil, *Or* Oral, *Pl* Plaster, *Vp* Vapours, *Wh* Whip, *Wm* Warmed

Mode of administration

Dc Decoction, *Dd* Dried, *Fm* Fermented, *Fs* Fresh, *If* Infusion, *Jc* Juice, *Ml* Molten, *Nn* None, *Rt* Rotten

All voucher specimens were collected by Corroto and by Rascón



Casa tradicional en la localidad de Granada (Chachapoyas)

Foto: Fernando Corroto de la Fuente

Capítulo

4

Understanding the role of socioeconomic variables on medicinal plant knowledge in the Peruvian Andes

Este capítulo es un manuscrito pendiente de enviar a una revista internacional. Fue preparado por: Fernando Corroto, Óscar A. Gamarra Torres, Manuel J. Macía

Abstract

A total of 18 socioeconomic factors at individual, family and locality level were analyzed to understand their significance on the medicinal plant knowledge (MPK) in the northern Andes of Peru. We interviewed 600 participants from lowlands and highlands ecoregions. At the individual level, we found that informants with higher MPK were women, elders, people with lower levels of education and job qualification, non-migrants, and participants who lived for a longer period in the same region. At the family level, we showed that informants with low economic wealth and material goods, analyzed under different modes of transportation, tools possession, access to technology, farm size, number of farm animals, and house quality were those with higher MPK. At the locality level, we found that people living in more isolated areas and with scarce regional services, such as access to paved roads, hospitals, big markets, tourist development, and chlorination of drinking water were the participants with higher MPK. In sum, people with less access to modern services and low economic resources are the main depositaries of the MPK. Policy and decision makers should take into account the significance of MPK in Andean regions as an essential factor of rural livelihoods.

Introduction

Socioeconomic and cultural changes have different implications on the medicinal plant knowledge (MPK hereafter) of the different human populations at global scale, but it is particularly significant in developing countries that are closer to the rural life and that conserve more vividly traditions based on nature (Almeida et al., 2010; Mafimisebi et al., 2012). In the last decades, the socioeconomic framework has changed rapidly along the life of persons across these countries (Albuquerque et al., 2019). Usually, when the socioeconomic situation improves at both personal and regional scales, it has been related to the loss of MPK and cultural identity for local people (Botha et al., 2004).

One way to analyze these changes is through the ethnobotanical studies, since they are good models to understand patterns of change across the societies focusing on the use of plants by people, that clearly depend on their socioeconomic and cultural situations (Phillips et al., 1994; Reyes-García et al., 2008). In this sense, medicinal plants have a special relevance in the economy and the conservation of culture, since maintain the health and suppose a basic sustenance for their livelihoods, being at the same time closer to their traditions and cheaper than western medicine (Macía et al., 2005; Pardo-de-Santayana & Macía, 2015).

The socioeconomic variables can be classified in three different levels for a human group living in a rural environment: individual, family and locality (Salpeteur et al., 2016). All these three group of factors have been reported to influence the MPK at different degrees. First, at the individual level, many earlier papers document that women and older age groups are the most important custodians of this MPK (Voeks, 2007; Mathez-Stielef & Vandebroek, 2012). Additionally, there are other variables that have influenced their MPK at this scale, such as the higher level of studies, which seems to take away the traditional culture, knowledge and skills of the youngest (Reyes-García et al., 2013b), and at the same time is in close relation to personal occupation, since generally people shows a worse level of MPK in highly specialized jobs (Muthu et al., 2006). The migratory status and the residence time in a particular area are also related to the MPK, having more knowledge the residents who were birth and lived in a region for a long time (Pirker et al., 2012; Abreu et al., 2015).

Second, at the family level, distinct variables have been also used to analyze different levels of economic wealth in relation to MPK, such as means of transport, access to technological services, and ownership of tools, cattle and farmland. In all these cases, having more possessions have been related to a lower MPK (Kunwar & Bussmann, 2008). The good state of

conservation of the house can be related to a greater economic facility to mend any damage, and therefore a lower MPK for these families (Benz et al., 2000).

Finally, at the locality level, the low access to regional services such as paved roads, hospitals and big markets facilitates the isolation of the localities for the preservation of their MPK (Rai & Lalramnghinglova, 2010; Vandebroek, 2010). The implementation of water treatment with chlorination system for human consumption reduces the incidence of diarrheal diseases and other infectious diseases transmitted by water (WHO, 2017), which may be related to the low transmission of MPK [Personal observations]. Likewise, areas with tourist attractions will facilitate direct economic resources to the closer inhabitants, which suppose an advantage for its economic development and consequently a disadvantage for the maintenance of their traditional knowledge (Wearing & McDonald, 2002).

In Peru some works have focused on the rescue of MPK at the personal level (De la Cruz et al., 2007; Sanz-Biset et al., 2009; Monigatti et al., 2013; Gonzales et al., 2014) but to our knowledge, this is the first study that deals with this issue at individual, family and locality levels for a region. In this study, we analyze the impact of socioeconomic factors on the use of medicinal plants for rural populations in the Peruvian Andes. Our first hypothesis, related to the influence of socioeconomic factors at individual level, considers that people with higher educational level, specialized jobs, shorter residence times, and migrants will have lower MPK. The second hypothesis, related to the impact of socioeconomic variables at family level, holds that people with more wealth resources, either in the form of modern means of transport and tools, access to technological services, livestock possessions, and farm size will know less medicinal plants and their associated uses. Finally, our last hypothesis at the locality level, maintains that people living in localities that are closer to tourist places, paved roads, hospitals, big markets, and have treated water services will have lower MPK.

Material and methods

Study area

The study area has been previously described in Chapter 2 (Methodology), which includes the location map (Fig. 2.1).

Data collection

To gather information about the uses of medicinal plants by local people, we carried out 50 semistructured interviews in each of the 12 localities of the Peruvian montane forests, totalling

600 interviews. Full details of data collection are described in Chapter 2: Metodología general, Toma de datos section. Please find below some details about the socioeconomic data gathering.

The selection of the localities was based on different geographical characteristics and socioeconomic development. In general terms, the population of the lowlands had more economic resources and better infrastructures than the inhabitants of the highlands (Table 4.1). The localities of Rodríguez de Mendoza province (lowlands) were the only ones that have productive coffee monoculture and intensive livestock, whereas the three other provinces had subsistence agriculture (Bongará) or more diverse productive agriculture (highlands). There are touristic attractions in both Bongará (lowlands) and Luya (highlands), with the exception of Yomblón. Localities in Rodríguez de Mendoza and Luya provinces had paved roads (not for Yomblón). The only localities with a hospital were in Rodríguez de Mendoza. The localities of Chachapoyas province were the only ones with no access to big markets nor water chlorination system. The lowlands localities showed higher population density than the highlands localities, being Chachapoyas by far, the province with the lowest population (SENAMHI, 2019).

Table 4.1. Socioeconomic characteristics of the two studied ecoregions in the tropical montane areas of northern Peruvian Andes. The population data were obtained from INEI (INEI, 2015).

Attributes	Bongará Lowlands	R. Mendoza Lowlands	Chachapoyas Highlands	Luya Highlands
Agriculture	Subsistence agriculture (corn, fruit trees and pasture)	Predominance of productive coffee	Predominance of productive Andean tubers, corn and pasture	Predominance of productive Andean tubers, corn and pasture
Livestock	Extensive subsistence cattle	Intensive bovine cattle and swine	Extensive subsistence cattle	Extensive subsistence cattle
Fishery	Small-scale trout farms	Fishing in rivers	Small-scale trout farms	Small-scale trout farms
Tourist attractions	Yes	No	No	Yes
Paved roads	No	Yes	No	Yes
Hospitals	No	Yes	No	No
Big markets	Yes	Yes	No	Yes
Water chlorination	Yes	Yes	No	Yes
Population	2588	3277	1034	1991

We conducted closed interviews with all the participants to gather socioeconomic information from 18 variables that were classified into three levels: individual, family and locality (Table 4.2). At the individual level, we included gender, age, education, occupation, migratory status, and residence time in the region. At the family level we studied family size, means of transport, tool possessions, access to technological services, number of animal farm,

farm size, and house quality. Finally, at the locality level, we analyzed the proximity to paved roads, hospitals, big markets, tourist places, and water treatment for human consumption.

Table 4.2. Description of the 18 socioeconomic variables for which data were obtained from 600 interviews in 12 localities of northern Peruvian Andes.

Independent variable name	Variable scale	Variable type	Variable classification
Gender	Individual	Nominal	(0) Men; (1) Women
Age (years)	Individual	Continuous	Between 18 and 91
Education	Individual	Ordinal	(0) No education; (1) Primary education; (2) High education
Occupation	Individual	Ordinal	(0) Basic qualification; (1) Medium/High qualification
Migratory status	Individual	Ordinal	(0) Non-migrant; (1) Migrant
Time in residence	Individual	Ordinal	(0) Between 0–15 years; (1) Between 16–30 years; (2) More than 30 years
Family size	Familiar	Continuous	Between 0–11 children
Means of transport	Familiar	Ordinal	(0) No transport; (1) Animal and bicycle; (2) Motorbike, car or similar
Tools	Familiar	Ordinal	(0) No tools; (1) Basic tools; (2) Semi-automatic tools
Technological services	Familiar	Ordinal	(0) Radio, mobile phone, TV; (1) Cable TV; (2) Internet
Farm animals	Familiar	Ordinal	(0) No animals; (1) 1–15 animals; (2) > 15 animals
Farm size	Familiar	Ordinal	(0) 0–1 ha; (1) 1–5 ha; (2) > 5 ha
House quality	Familiar	Ordinal	(0) With some defects; (1) Good quality, no defects
Proximity to tourist places	Locality	Ordinal	(0) Less than 1 hour; (1) 1–2 hours; (2) More than 2 hours
Proximity to paved roads	Locality	Ordinal	(0) Less than 1 hour; (1) 1–2 hours; (2) More than 2 hours
Proximity to hospitals	Locality	Ordinal	(0) Less than 1 hour; (1) 1–2 hours; (2) More than 2 hours
Proximity to big markets	Locality	Ordinal	(0) Less than 1 hour; (1) 1–2 hours; (2) More than 2 hours
Water quality	Locality	Ordinal	(0) Drinking water with chlorination system; (1) Unguarded, without chlorination system

Data analysis

We classified the 18 socioeconomic factors in three types of variables: nominal (gender, locality), ordinal (education, occupation, migration status, time in residence, transport, tools, access to technological services, farm animals, farm size, house quality, proximity to paved roads, to hospitals, to big markets, and to places of tourist interest, and water quality), and continuous (age, family size) (Table 4.2).

Two ethnobotanical indicators were analyzed: (1) medicinal plants use-reports, which is the sum of all medicinal uses reported by one informant for all species known, and (2) useful medicinal plant species, which corresponds to the sum of all documented species by each

informant. We found strong correlations between the two ethnobotanical indicators for all localities (highlands $r = 0.66-0.84$; lowlands $r = 0.62-0.82$), and therefore we decided to use only the medicinal plants use-reports as the dependent variable in all the subsequent analyses.

We run generalized linear models with negative binominal distribution to seek possible relationship among different socioeconomic variables from different levels. In this analysis, the average of medicinal plants use-reports were the dependent variables, whereas the socioeconomic factors were the independent variables, following Paniagua-Zambrana et al. (2014):

$$Y_{ij} = \gamma_0 + (\beta X_i \dots) + (\tau X'_i \dots) + r_{0j} + \sigma_L + e_{ij}$$

where Y_{ij} is an independent variable; γ_0 is the common intercept; β and τ are the respective coefficients of the continuous variables X_i and categorical X'_i ; r_{0j} has a normal distribution with median 0; standard deviation σ_L represents the variability of the 12 localities; and e_{ij} is the error or residual for each of the interviewees. Based on this analysis, we excluded those categorical variables that did not show significant differences ($r < 0.05$) in any locality.

To visualize if the provinces and localities are spatially grouped according to the socioeconomic levels, we performed NMDS analyses with all socioeconomic variables for the eight most cited medicinal categories (>800 use-reports). All the analyses were performed with Infostat Analytical Software for Windows (Di Rienzo et al., 2011).

Results

The influence of socioeconomic factors on the MPK

Overall, localities in the highlands showed both higher number of medicinal plants and higher number of use-reports compared to the localities in the lowlands, particularly in the province of Chachapoyas (Table 4.3). In relation to both the age of the participants and the family size, the results showed a positive relationship with MPK in all localities, although its significance was different across them.

Table 4.3. Mean (\pm standard deviation) values of medicinal plants and data for the two continuous socioeconomic variables in 12 localities of the Peruvian Andes.

Ecoregion - Province	Locality	# Medicinal species	# Medicinal use-reports	Age	Family size
Lowlands – Bongará	Cuispes	19.4 \pm 6.4	22.2 \pm 7.1	0.08	0.14
	San Carlos	22.0 \pm 5.8	24.6 \pm 7.9	0.17	0.03
	Valera	9.6 \pm 3.6	10.8 \pm 4.5	0.14	0.28
Lowlands – R. Mendoza	Huambo	10.6 \pm 3.9	12.3 \pm 4.1	0.24	0.04
	Santa Rosa	13.1 \pm 4.0	13.8 \pm 4.2	0.15	0.19
	Totora	18.5 \pm 4.4	20.8 \pm 5.2	0.09	0.14
Highlands – Chachapoyas	Granada	26.9 \pm 7.8	34.8 \pm 8.9	0.23	0.28
	Olleros	27.2 \pm 7.3	35.1 \pm 7.8	0.29	0.09
	Quinjalca	26.8 \pm 7.5	31.8 \pm 7.6	0.06	0.11
Highlands – Luya	Longuita	22.4 \pm 6.6	26.2 \pm 7.1	0.12	0.13
	María	19.0 \pm 5.9	22.3 \pm 6.6	0.12	0.25
	Yomblón	20.1 \pm 6.0	23.1 \pm 6.8	0.19	0.18

At the individual level, results for the different socioeconomic factors were as follows (Fig. 4.1): (1) Women cited a higher number of use-reports than men in the four provinces, although in the locality of Longuita the results were reversed (Fig. 4.1-A); (2) Overall, education had a negative effect, indicating that MPK decreased as formal education increased in all localities, with the exceptions of Valera and Totora (Fig. 4.1-B); (3) Occupation indicated that people with specialized jobs showed lower MPK than people with basic occupations, with the exception of Cuispes (Fig. 4.1-C); (4) Migratory status showed that non-migrants provided a higher number of use-reports than migrants, with the exceptions of Huambo and Longuita (Fig. 4.1-D); and (5) The time in residence showed that those participants who had been living in the area for more years had a higher MPK, with the exceptions of Huambo and Longuita (Fig. 4.1-E).

At the family level, we found the following results (Fig. 4.2): (1) Participants that possessed no transport or basic transports showed higher MPK than those with motor vehicles (Fig. 4.2-A); (2) Informants who did not possess any tools or just basic tools had higher MPK than informants with semi-automatic tools, with the exception of Longuita (Fig. 4.2-B); (3) The access to technological services showed different patterns between the ecoregions: localities in the lowlands with higher MPK had access to cable TV or internet with the exception of Cuispes, whereas localities in the highlands with higher MPK had no technological access, with the exception of Longuita (Fig. 4.2-C); (4) The participants who did not possess farm animals or a low number of them had higher MPK than participants who possessed farm animals for trade, with the exceptions of Santa Rosa and Longuita (Fig. 4.2-D); (5) Families with a farm size of less than five hectares maintained higher MPK with the exception of San Carlos and Huambo in the lowlands and Quinjalca and Longuita in the highlands (Fig. 4.2-E); (6) Families whose

houses had some construction defects showed higher MPK than those with good quality houses, with the exception of Cuispes, Huambo and Santa Rosa in the lowlands (Fig. 4.2-F).

At the locality level, we found that participants living in localities without access to paved roads, hospitals, big markets and tourist places showed higher MPK than participants living in localities with access to these services (Table 4.4). Finally, localities that had no chlorination system of drinking water showed higher MPK than localities that have this service.

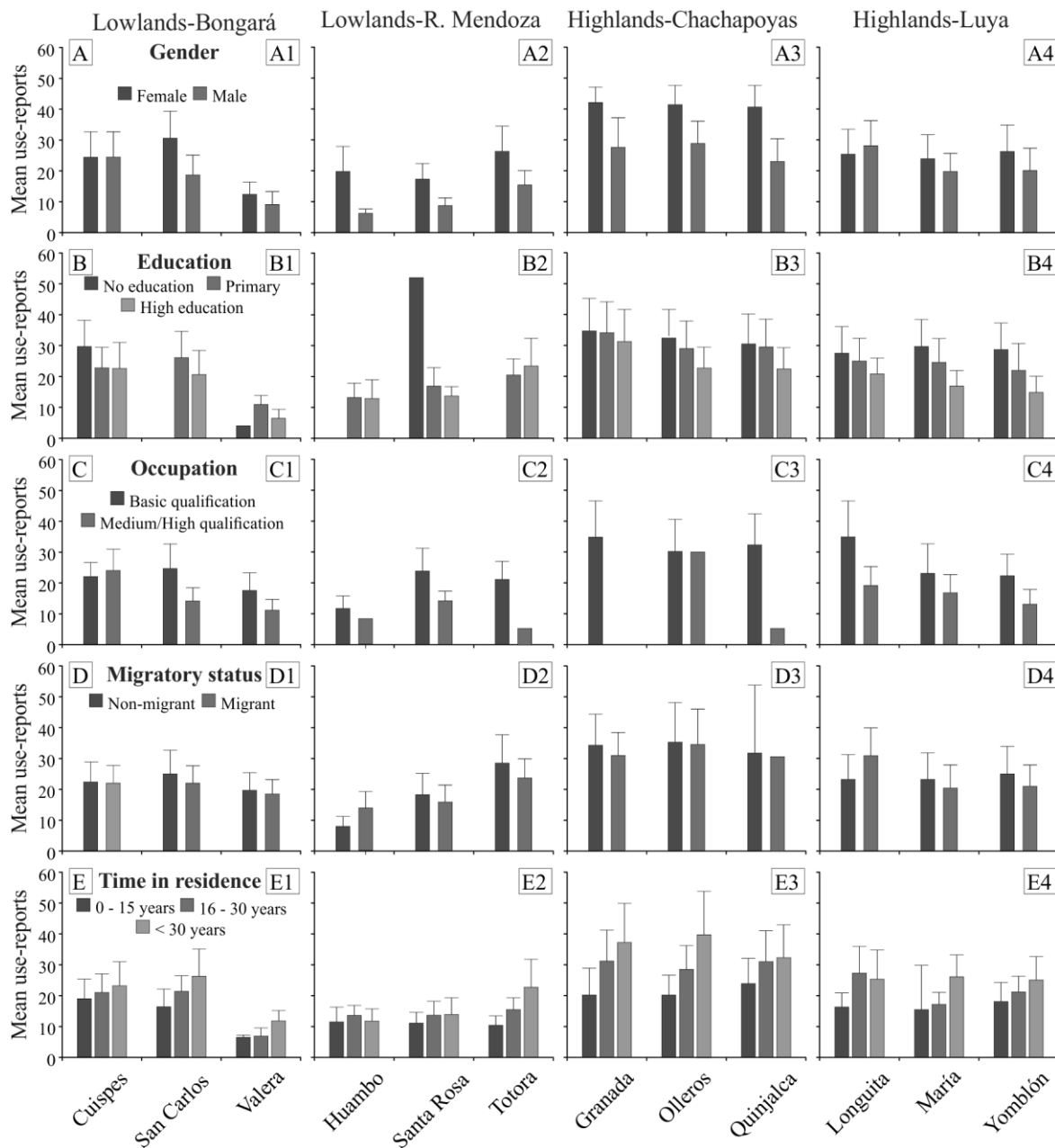


Fig. 4.1. Influence of socioeconomic factors at the individual level on the MPK (mean medicinal use-reports) in 12 localities of northern Peruvian Andes.

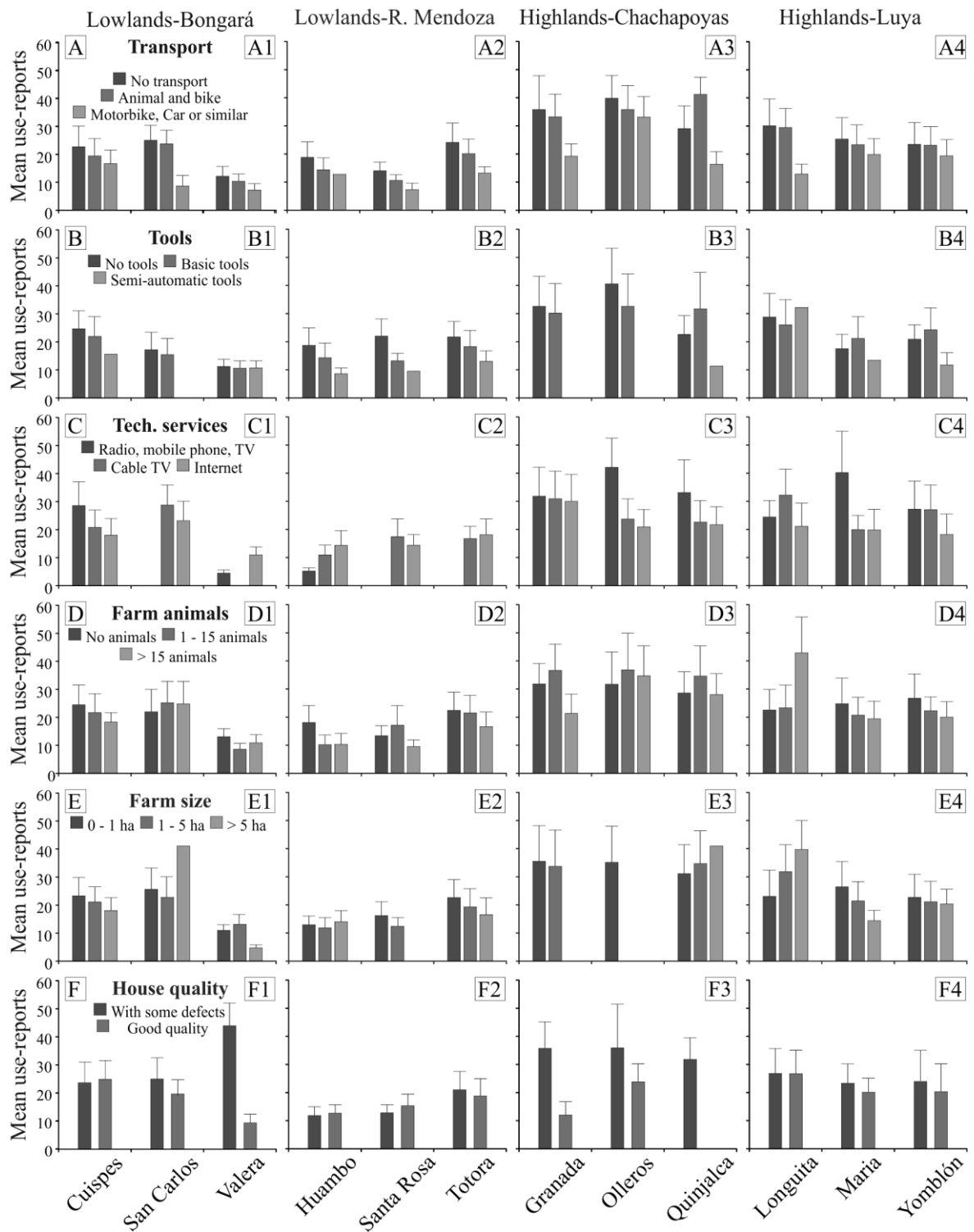


Fig 4.2. Influence of socioeconomic factors at the family level on the MPK (mean medicinal use-reports) in 12 localities of northern Peruvian Andes.

Table 4.4. Influence of socioeconomic factors at the locality level on the MPK (mean medicinal use-reports) in 12 localities of northern Peruvian Andes.

Attributes	High	Medium	Low
Proximity of tourist places	19.7 ± 6.4	23.4 ± 7.2	30.1 ± 8.4
Proximity to paved roads	19.1 ± 6.7	19.2 ± 6.4	31.2 ± 8.2
Proximity to hospitals	15.6 ± 5.4	21.2 ± 6.8	31.2 ± 8.2
Proximity to big markets	17.4 ± 5.6	24.2 ± 7.5	31.2 ± 8.2
Chlorination of drinking water	18.9 ± 6.1	–	29.1 ± 8.0

Mixed-model effects of socioeconomic factors on the MPK

We found that nine out of 18 socioeconomic factors were statistically significant with MPK in 11 of the 12 localities with the exception of María (highlands), and those localities showed significant association with 1-3 socioeconomic factors (Table 4.5). At the individual level, (1) gender had a statistically significant negative association in three localities of the lowlands (San Carlos, Valera and Totorá) and one in the highlands (Quinjalca); (2) Education showed a negative statistically significance influence in the MPK in three localities of the lowlands (San Carlos, Santa Rosa and Totorá) and one of the highlands (Yomblón); (3) Occupation had a negative association with MPK in two localities of the lowlands (San Carlos and Santa Rosa); (4) Migration had only statistically significant negative relation with MPK in Longuita; (5) Time in residence showed significant association with MPK in two localities of the highlands (Longuita and Yomblón). At the family level, (1) family size had a statistically significant positive association in three localities of the highlands (Granada, Olleros, Yomblón); (2) Transport showed statistically negative associations with the maintenance of MPK only in Totorá; (3) Tools had negative association with MPK in two localities of both highlands (Granada and Olleros) and lowlands (Cuispes and Valera); and (4) Access to technological services showed negative significant associations in the lowlands (Huambo and Santa Rosa) and in the highlands (Granada).

Table 4.5. Mixed-model effects of 18 socioeconomic factors on the MPK in 12 localities of northern Peruvian Andes.

Attributes	Lowlands - Bongará			Lowlands - Mendoza			Highlands - Chachapoyas			Highlands - Luya		
	Cuispes	San Carlos	Valera	Huambo	Santa Rosa	Totorá	Granada	Olleros	Quinjalca	Longuita	María	Yombión
Intercept	45.462	24.553	35.234**	11.791	23.797	34.316*	37.979	24.263	11.641	19.558	42.486	23.159
Women ¹	1.245	3.244**	2.506*	0.821	1.109	2.068*	1.110	1.080	2.471*	0.809	0.908	0.859
Education	1.077	-3.618*	0.714	-1.752	-4.291**	-2.662*	-0.580	0.490	0.520	-1.532	-0.400	-3.246*
Occupation	1.012	-4.783**	-1.527	0.206	-4.935**	-1.672	nd	0.919	-0.353	-1.992	-0.506	0.065
Migratory status ²	-0.373	-0.348	-0.161	0.508	0.422	0.534	-0.161	-1.029	-0.015	-3.347*	-1.656	-0.107
Time in residence	0.927	0.791	0.734	0.839	0.248	1.449	0.811	1.599	-0.143	2.471*	1.711	2.124*
Family size	0.697	0.409	0.218	0.703	1.405	0.616	2.072*	2.782*	0.979	1.405	0.779	3.271*
Transport	0.863	0.919	-0.969	-0.389	-0.835	-2.138*	0.753	-0.536	0.767	-1.596	-0.901	-1.528
Tools	-3.927*	-1.207	-4.768*	-0.361	-0.738	-0.424	-4.284*	-8.122**	0.326	0.951	1.298	-0.966
Technologic access	-0.406	-0.073	-1.589	-1.771*	-2.741**	0.053	-2.195*	-0.252	-1.055	0.857	-0.238	-0.548
Locality	8.682	5.466	6.022	4.440	8.212	6.799	6.245	3.599	2.421	3.328	7.056	5.592
Interviewed residuals	6.324	3.026	4.073	1.893	5.889	3.802	3.935	1.447	0.971	1.722	4.800	3.232

Levels of significance: * $p < 0.05$; ** $p < 0.01$; nd: no data. Reference categories are (1) Men; (2) Non migrant.

Relationship between socioeconomic factors and medicinal categories

Overall, localities in both highlands and lowlands tended to be grouped separately for the different medicinal categories. In the highlands, the three localities of the Chachapoyas province showed a clear group across the different medicinal categories. Within the localities of the Luya province (highlands), Yomblón tended to be closer to the localities of the Chachapoyas province, whereas Longuita and María were grouped across all the medicinal categories. In the lowlands, the three localities of Rodríguez de Mendoza province were grouped for most of the categories (Figs. 4.3-A, 4.3-C, 4.3-E–G), although Huambo was clearly separated in the cases of *Skin and subcutaneous tissue* and *Nervous system and mental health* categories (Figs. 4.3-D and 4.3-H, respectively). Finally, the localities of the Bongará province were grouped for most medicinal categories (Figs. 4.3-A–E, 4.3-H), but Valera showed a distinct pattern for *General ailments and unspecific symptoms*, and *Pregnancy, birth and puerperium* categories (Figs. 4.3-F–G, respectively).

Discussion

Influence of socioeconomic factors on the MPK at the individual level

The results for the socioeconomic factors at the personal level supported our first hypothesis: higher educational level, higher job qualification and shorter residence time in the region, including the migratory status was negatively related to the maintenance of MPK. It can be explained because current conventional education removes youngsters from their natural environment and consequently reduces their possibilities to learn the traditional knowledge from their predecessors (Sylvester et al., 2016; Arruda et al., 2019). Education has a close relationship with future occupation, because achieving a higher level of education is related to have a specialized job, which are usually found in cities with a certain concentration of business and/or public institutions, and therefore, tend to have lower traditional knowledge (Case et al., 2005; McMillen, 2012). The migratory status showed a negative relationship with the MPK and is consistent with the commonly reported phenomenon that migration and globalization are related to the loss of MPK (Vandebroek & Balick, 2012). The time in residence showed a similar pattern to the migratory status, indicating that longer residence time for people in a region generates more direct contact with their environment, and therefore, is related to a higher MPK (Almeida et al., 2010; Miguéis et al., 2019), although some other studies found the opposite pattern (Byg & Balslev, 2001; Abreu et al., 2015).

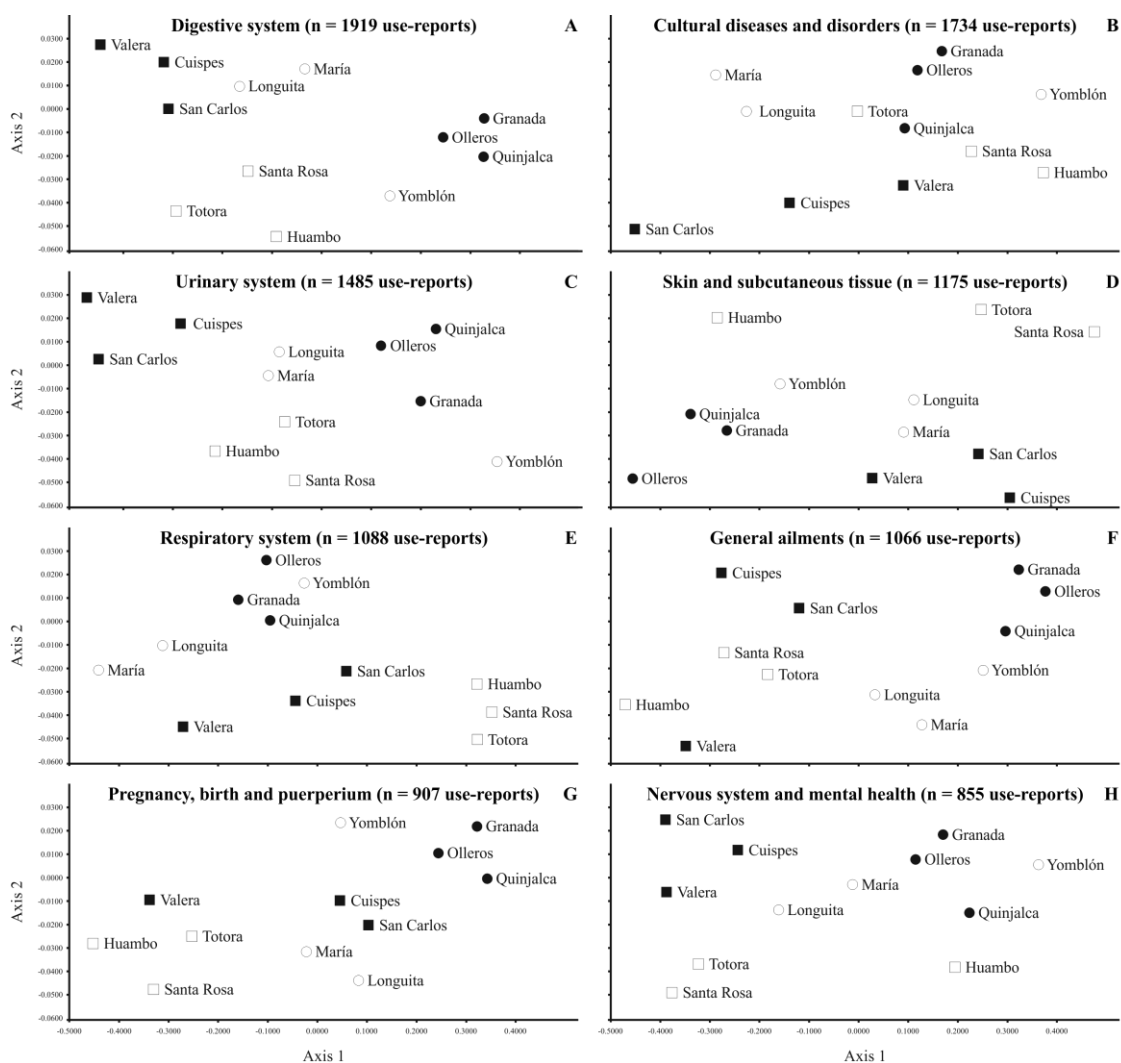


Fig. 4.3. NMDS showing the influence of 18 socioeconomic factors on the MPK (mean medicinal use-reports) for the eight most cited medicinal categories in 12 localities of northern Peruvian Andes. Symbols indicate the different provinces as follows. Lowlands: Bongará (■) and Rodríguez de Mendoza (□). Highlands: Chachapoyas (●) and Luya (○)

Women had higher MPK than men, which is consistent with most earlier works in the Andes, based on their role taking care of their children and their elders (Singhal, 2005; Mathez-Stiefel & Vandebroek, 2012). Overall, the elders showed most MPK since they had the opportunity to accumulate TK in past times, as many other papers have already documented (Sanz-Biset et al., 2009; Signorini et al., 2009).

Influence of socioeconomic factors on the MPK at the family level

Our second hypothesis established that the possession of more material goods (modern means of transport and tools, access to technological services, livestock possessions, and farm size) would be related to a lower MPK, and our results support it in most localities. The

possession of more assets depends on the availability of economic resources to buy them, and use to be in close relation to agricultural and livestock practices more focused on trade, that consequently may require the use of more technical tools, better means of transports and eventually access to technological services (Nolan & Robbin, 1999; Menendez-Baceta et al., 2017). This is also related to the number of children per family that had a positive association with the maintenance of MPK in both ecoregions. It can be explained because families with a larger number of members tend to have lower economic possibilities and more economic difficulties in accessing to health services, as already have been reported in other similar studies (Andriamparany et al., 2014; Paniagua-Zambrana et al., 2014). In general terms, families living in houses needing some repair showed higher MPK than families with houses in good quality, which again depends on their economic resources (Corroto et al., Personal observations).

Influence of socioeconomic factors on the MPK at the locality level

Our results give support to the third hypothesis, confirming that participants living in localities closer to tourist places, paved roads, hospitals, big markets, and having water chlorination system showed a lower MPK. Thus, highlands localities had less regional services than lowlands localities, and this supposed isolation was an advantage for the conservation of medicinal traditional knowledge (Mauro & Hardison, 2000; Vandebroek, 2010). On the contrary, the lowlands localities are characterized by better levels of regional economic development, such as paved roads in good conditions, commercial urban centers and health services which have been related to a lesser maintenance of the MPK (Bellia & Pieroni, 2015). Additionally, localities close to hospitals tend to place their trust in allopathic medicine, unlike those distant localities which still trust in medicinal traditional healers, as the case of the highlands in our study (Vandebroek et al., 2004b; Sandlos & Keeling, 2015). The localities closer to tourist attractions have medical centers and posts, which has been related to the progressive abandonment of traditional medicine (Johnston, 2000). Finally, all localities in the lowlands unlike some of the highlands, have a chlorination water supply for human consumption, which is an indicator of progress in developing countries since its implementation avoids health problems (Cotruvo, 2017) and therefore, the localities of Chachapoyas with no water chlorination system showed higher MPK.

Spatial configuration of socioeconomic factors, localities and medicinal categories

Based on their socioeconomic factors, the different ecoregions and localities showed a relatively similar pattern of spatial ordination for the different medicinal categories. The separation into two groups of the highlands localities is related to differential socioeconomic factors between them. For most medicinal categories, the three localities of the Chachapoyas province are grouped together with the locality of Yomblón (Luya province) because they share a geographical isolation and limited access to regional services, including paved roads. This isolation and limited access to contemporary health care favors the preservation of similar traditional medical practices reflected in the different medicinal categories (Pieroni & Quave, 2005). In the case of lowlands, again localities are mainly grouped within the same province but with two exceptions in divergent medicinal categories, Valera (Bongará province) that is closer to the localities of the Rodríguez de Mendoza province and Huambo (Rodríguez de Mendoza province) that is closer to the localities of Chachapoyas province. This can be explained because these localities are grouped because have analogous socioeconomic factors and geographical situations within the regional context. Finally, one of the factors that probably most affect the maintenance of MPK is the proximity to a hospital, which may explain that the localities of Rodríguez de Mendoza province have suffered a greater loss of MPK, as similarly has been recorded in other studies (Eyssartier et al., 2008).



Catarata de Gocta desde la localidad de San Pablo de Valera (Bongará)

Foto: Fernando Corroto de la Fuente

Capítulo

5

**Medicinal plants for rich people vs.
medicinal plants for poor people: a case
study from the Peruvian Andes**

Este capítulo es un manuscrito pendiente de enviar a una revista internacional. Fue preparado por: Fernando Corroto,
Jesús Rascón, Elgar Barboza, Manuel J. Macía

Abstract

Understanding the traditional knowledge (TK) on medicinal plants of a city across the different socioeconomic sectors of their inhabitants is poorly studied. We studied the small city of Chachapoyas (~34,000 inhabitants) in the northern Peruvian Andes. We divide the city into three sectors according to the socioeconomic characteristics of their inhabitants: city center (high), intermediate area (medium), and city periphery (low). We gathered information with 450 participants through semi-structured interviews. Participants of the city periphery showed higher TK on medicinal plants than participants of the intermediate area, and these last informants showed higher TK than participants in the city center. The acquisition of medicinal plants was mainly through their purchase in markets, but was particularly relevant in the city center (94%). Participants of all socioeconomic levels widely used the same medicinal plants for similar purposes in Chachapoyas, which surely is based on a common culture that unites their TK. However, participants with the lowest socioeconomic level knew and used more plants for different medicinal uses, indicating the necessity for their livelihoods. City markets with specialized stores that commercialize medicinal plants are key to preserve good health for poor and rich people living in Andean cities.

Introduction

Migrations usually consist in movements of persons or populations from rural to urban areas (Wekesa et al., 2011). This exodus exists since cities began to be built hundreds of years ago. During the Industrial Revolution period, which occurred at different times worldwide, this process was accelerated by the construction of urban centers surrounded by industrial and productive areas, which resulted in the progressive abandonment of rural areas in the nearby (Williamson, 1995; Konteh, 2009).

Today, Latin American population continues migrating to the cities and rural areas are slowly depopulating (Perz, 2006; Parry et al., 2010). Migrants arrive to the cities in a situation of extreme social vulnerability and without economic resources or support networks. Usually, they are installed in the peripheral areas of the cities that economically are more feasible (Sakay et al., 2011). On the contrary, the city center is occupied for families with greater economic capacities. The price of these downtown properties has increased as business services, financial centers and official institutions have been implemented (Grau & Aide, 2007; Li et al., 2013). Thus, the rapid growth of the cities in recent decades has changed past peripheral areas to intermediate sectors, that have restructured the space progressively with the creation of new peripheric areas (Muñoz-Carrera, 2014; Grabkowska & Frankowsky, 2016).

Nowadays, Peruvian cities have become areas with very different social strata, related in most cases to the sector of the city where people live, from the city center to the peripheral areas (Aguilar & Ward, 2003). The different socioeconomic realities that shape the cities show the distinct ways of life of its inhabitants and differences still persist in access to the necessary health services between the poor and the rich people (Hidalgo, 2015). In this sense, the economic difficulties of the most vulnerable social groups lead them to resort in traditional knowledge (TK, in the following) about medicinal plants to protect their health and illnesses (Pardo-de-Santayana & Macía, 2015). Thus, the use of medicinal plants is essential in the cities for economic and social reasons (Hamilton, 2004; Neulinger et al., 2013; Gaoue et al., 2017), making migrants and inhabitants from rural origin feel closer to their traditional culture (Ceuterick et al., 2008; Vandebroek & Balick, 2012; Ladio & Acosta, 2019).

Generally, people with lower socioeconomic level have higher TK on medicinal plants, because these medicinal resources are crucial for their livelihoods (Vandebroek, 2010; Corroto et al., 2019). And this has a direct relationship with the way of gathering these resources from rural areas to the cities, where the transformation of the environment and the smaller size of the homegardens makes difficult to access the plants. In this sense, the installation of markets and

specialized stores for the sale of medicinal plants is common in Peruvian cities as an indicator of product demand (Bussmann et al., 2007; Bussman et al., 2013).

There are some Latin American studies with medicinal plants focused on cities, either to gather information on medicinal species sold in urban markets (Macía et al., 2005; Quintero et al., 2015; Tinitana et al., 2016), or to collect medicinal knowledge from urban populations (Giraldo et al., 2009; Gómez-Estrada et al., 2011; Hurrell et al., 2015). There are also works on medicinal plants used by migrants in different cities worldwide (e.g. Balick et al., 2000; Van Andel & Westers, 2010; Ellena et al., 2012) and studies that have compared different population groups based on their socioeconomic characteristics (e.g. Shackleton & Shackleton, 2006; Cocks et al., 2008; Andriamparany et al., 2014). But to our knowledge, this is the first study that specifically compare the use of medicinal plants, based on the socioeconomic resources of the local population, across different sectors of the same city.

In this study, we have three objectives: (i) to analyze the use of medicinal plants for people with a similar culture and different socioeconomic characteristics, that are living in three sectors of the city of Chachapoyas, in the northern Peruvian Andes: city center, intermediate area, and city periphery. We hypothesize that people with low economic resources would have greater TK on medicinal plants, which would mainly correspond to the inhabitants of the city periphery (Case et al., 2005; Almeida et al., 2010; Arruda et al., 2019); (ii) to compare the most important medicinal plant species used and their medical indications across the three sectors of the city. Our hypothesis is that most species and medical indications would be similar across the sectors, because the population comes from a common culture (Inta et al., 2008; Martínez & Luján, 2011); and (iii) to compare the mode of acquisition of the medicinal plant species across the three sectors of the city: collected from the wild, cultivated in homegardens, family farms and homes, or purchased in the city markets. We hypothesize that people with higher economic resources would mainly purchase the medicinal plants, whereas people with lower economic resources would mainly collect plants from the wild or cultivate them in different ways (Hossan et al., 2010; Lyon & Hardesty, 2012; Ramet et al., 2018).

Material and methods

Study area and city sectors

The city of Chachapoyas (6°13'45.84" S; 77°52'20.47" W) is the capital of the Amazonas Department. It is located in the northeastern Peruvian Andes, at 2483 m elevation, and more than 1200 km apart from Lima (Fig. 5.1). The average annual temperature is 16 °C, the average

annual precipitation is around 800 mm, with an average relative humidity of 74%. It has a marked climatic seasonality, which alternates a rainy season from November to April, with a dry season from May to October (SENAMHI, 2017; Rascón et al., 2020).

Chachapoyas city has grown rapidly in the last four decades, increasing from 11,853 inhabitants in the year 1981 to 33,293 inhabitants in 2017 (INEI, 2017). This growth has occurred through non-uniform population settlements, mainly established to the north and southeast of the city (Fig. 5.1). The last urban plan of the city classified Chachapoyas in three large sectors: city center (~6000 inhabitants), intermediate area (~14,000), and city periphery (~14,000) (MPCh, 2013). In this study we follow this classification. In the city center are established the most important political and economic official 127 institutions, together with the most significant social and cultural attractions. The city periphery encompasses all the last population settlements started in 2004 during a large migratory period. Finally, the delimitation of the intermediate area is based on the decrease in Peru's internal migration rate in the Amazonas Department between the years 2002 and 2007, which correspond to the area between the two other city sectors (Sánchez-Aguilar, 2015).

Data collection

We have identified the population of the three sectors with different socioeconomic levels based on their place of residence, respectively. Overall, we hypothesized that residents of the city center would be the participants with the highest socioeconomic level, the inhabitants of the city periphery would be those with the lowest socioeconomic level, whereas the population living in the intermediate area would be those with a medium socioeconomic level.

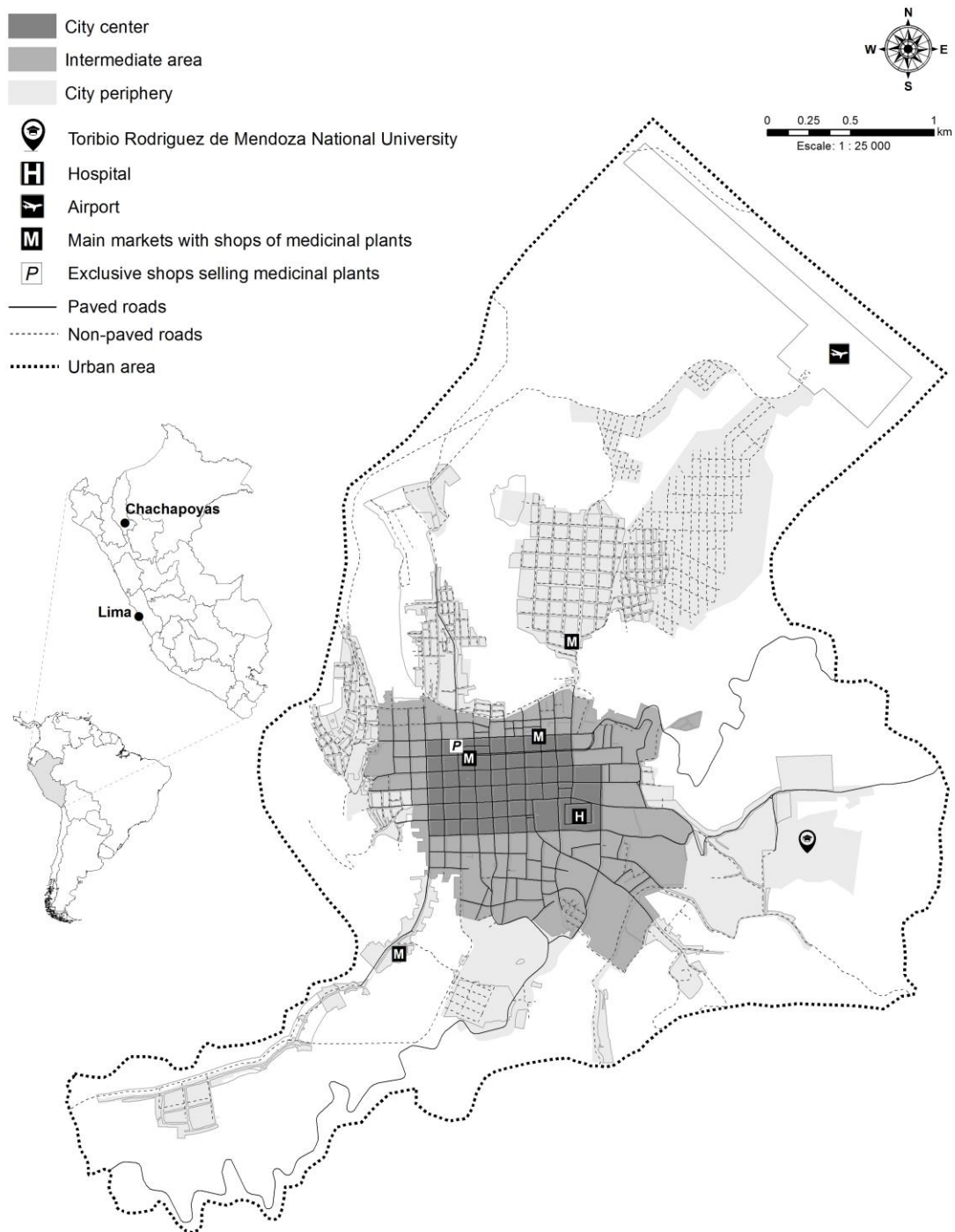


Fig. 5.1. Map of the city of Chachapoyas in the northern Peruvian Andes showing the three sectors (city center, intermediate area, and city periphery), where medicinal plants uses were gathered from 450 participants.

To gather information on the uses of medicinal plants in Chachapoyas city, we conducted semi-structured interviews in each of the three sectors, totalling 450 participants. We seek a balance in terms of gender and age, dividing the interviews equally between men and women, as well as into five age groups: 18–30, 31–40, 41–50, 51–60 and over 60 years. The interviews

with each participant consisted of two different parts: (i) a semi-structured interview to gather information of medicinal plants associated to medical indications, and (ii) a structured interview from 21 socioeconomic factors to obtain personal objective information of all participants (Table 5.1). Interviews were conducted between September 2017 and May 2018, through visits in their different homes in the three sectors.

Table 5.1. Values assignment for the personal socio-economic factors asked during interviews with 450 informants in the city of Chachapoyas, Peruvian Andes.

Socio-economic factors	Variable classification
Ownership	(1) Own; (2) Rented
Property quality characteristics	(1) Well maintained; (2) With some defects
Construction materials of the property	(1) Only modern materials; (2) Modern and traditional materials
Water chlorination system	(1) Yes; (2) No
Sewage system	(1) Yes; (2) No
Mobile phone	(1) Yes; (2) No
Radio	(1) Yes; (2) No
Television	(1) Yes; (2) No
Pay-TV channels	(1) Yes; (2) No
Internet access	(1) Yes; (2) No
Computer	(1) Yes; (2) No
Printer	(1) Yes; (2) No
Washing machine	(1) Yes; (2) No
Refrigerator	(1) Yes; (2) No
Microwave or oven	(1) Yes; (2) No
Water heater	(1) Yes; (2) No
Off road vehicle	(1) Yes; (2) No
Conventional car	(1) Yes; (2) No
Motorbike	(1) Yes; (2) No
Bycicle	(1) Yes; (2) No
Cooking fuel	(1) Gas; (2) Wood

Specimens of the medicinal species were collected in the field, in the homegardens of nine participants, and purchased in the city markets. All vouchers were deposited at the Truxillense Herbarium (HUT) and at the Universidad Nacional Toribio Rodríguez de Mendoza (Peru).

Data analysis

Three ethnobotanical indicators were used for each informant: 1) the number of medicinal plant species (NSP) reported; 2) the number of medicinal plant uses (NMU), corresponding to the use of a plant part of a given species that is associated with a medicinal category and a specific medical indication; and 3) the number of medicinal plants use-reports (NUR), corresponding to the sum of all different medicinal uses reported for the total number of known

species. To evaluate possible differences between the three sectors, we use the 15 medicinal categories with the highest number of use-reports (100 or more).

To visualize the relative affinity of the informants to the three city sectors, we carried out a non-metric multidimensional scaling analyses with all the informants and including the 21 socioeconomic factors. This analysis was performed in R 3.6.3 (R Development Core Team, 2020).

To analyse the significance of the medicinal plant species in each of the three sectors of Chachapoyas city, we calculated the Cultural Importance Index (CI), following Tardío and Pardo-de-Santayana (2008). CI results from the summation of the use-reports in every medicinal category (UR_{ui}) mentioned for a species in a sector divided by number of participants (N) in that sector, according to the following formula, where u is the number of medicinal categories for which a species has been cited, and i is the number of informants who have cited it:

$$CI_S = \sum_{u=u_1}^{u_{NC}} \sum_{i=i_1}^{i_N} UR_{ui} / N$$

We obtained a value for each of the species in the whole city, and a value for each of the medicinal species in the three city sectors, respectively.

To compare the most important medicinal uses across the three sectors of the city, we count all medicinal use-reports per medical indication, respectively. Finally, the mode of acquisition of the medicinal plants (cultivated, wild and purchased) was compared across the three sectors based on the number of use-reports cited for each case.

Results

Distribution of the TK on medicinal plants across city sectors

The participants of the city of Chachapoyas cited a total of 299 medicinal plant species, belonging to 246 genera and 92 families. They also mentioned 2184 medicinal uses and 5787 use-reports. Medicinal plants and uses are shown in Appendix 5.1. Specifically, in the city center were cited 175 species, 328 medicinal uses and 1108 use-reports, in the intermediate area 216 species, 744 medicinal uses and 1924 use-reports, and in the city periphery 233 species, 1076 medicinal uses and 2755 use-reports. Participants living in the city center and city periphery were clearly separated according to their socioeconomic personal factors, whereas

participants living in the intermediate area occupied an intermediate position in this spatial ordination (Fig. 5.2).

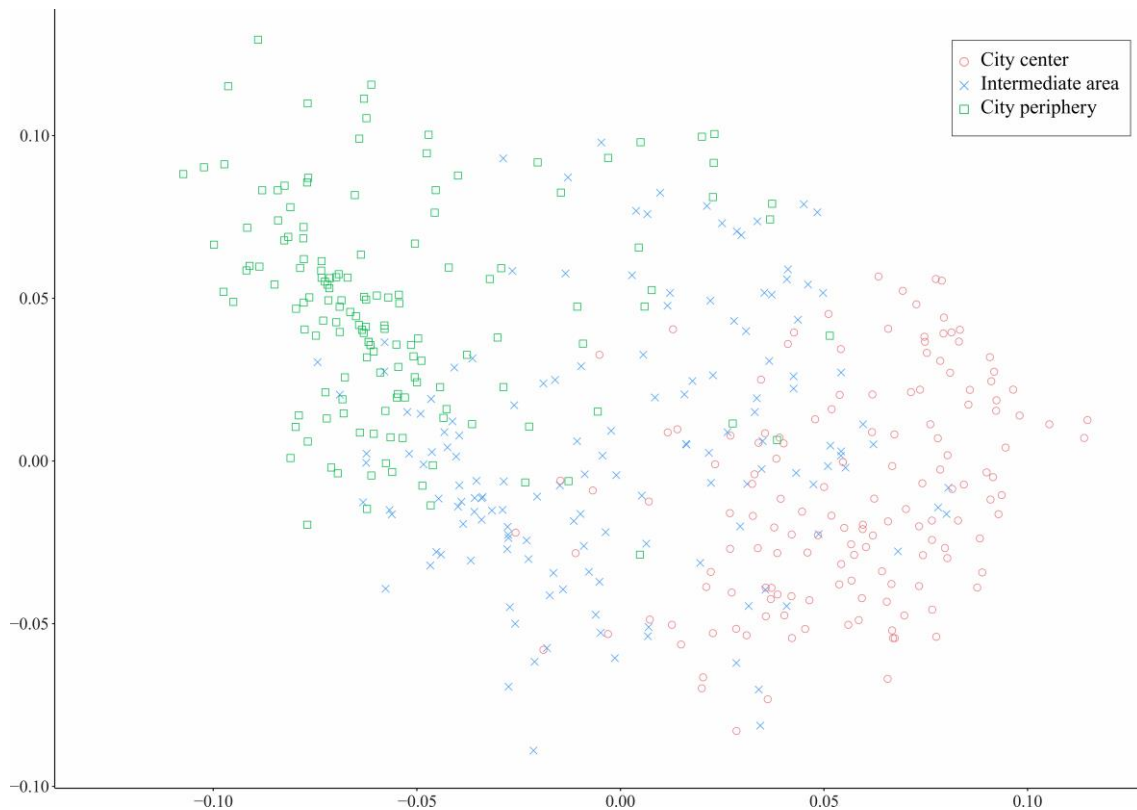


Fig. 5.2. NMDS ordination for the 450 participants based on their 21 socioeconomic personal factors across the three sectors (city center, intermediate, and periphery) in the city of Chachapoyas, Peruvian Andes.

Overall, city periphery participants showed higher TK on medicinal plants than participants in the two other city sectors, based on the three ethnobotanical indicators analysed for all the medicinal categories (Fig. 5.3). Concerning the NSP indicator, the city periphery informants cited a higher number of species than the participants of the intermediate area, and these informants knew more medicinal species than the city center informants for all the medicinal categories, with just two exceptions: (i) in the Infections and infestations category, the city periphery participants ranked first, then the city center participants, and finally the intermediate informants; and (ii) in the Respiratory system category, the intermediate participants ranked first, then the informants of the city periphery and finally the city center participants (Fig. 5.3-A). For the two other ethnobotanical indicators, NMU and NUR, the pattern was the same across the inhabitants of the three city sectors: the participants of the city periphery clearly knew more medicinal uses and reported more use-reports than the intermediate area informants, and these participants showed higher TK on medicinal plants 230 than the city center participants,

with just two exceptions: (i) in the Reproductive system category, the participants of the city center ranked first, then the informants of the city periphery, and finally the intermediate area participants; and (ii) in the Nervous system category, the intermediate participants ranked first, then the informants of the city periphery and finally the city center participants (Figs. 5.3-B; 5.3-C).

Comparison of the most used medicinal species and medical indications across city sectors

The 30 most important medicinal plant species used in the three city sectors represented 67.4% of the total number of use-reports, totalling 42 species (Table 5.2). A 42.8% of these species were reported in all three sectors, whereas 30.9% were only found in a single sector: six species in the city center, four in the intermediate area, and three in the city periphery. Among the five species that ranked higher from the Cultural index in each of the city sectors, two of them (*Minthostachys mollis* and *Matricaria recutita*) were so in all three sectors, whereas three species (*Citrus limon*, *Origanum vulgare* and *Plantago major*) ranked higher in two sectors, and four species (*Equisetum bogotense*, *Malus domestica*, *Bixa orellana* and *Zea mays*) were so in just one city sector.

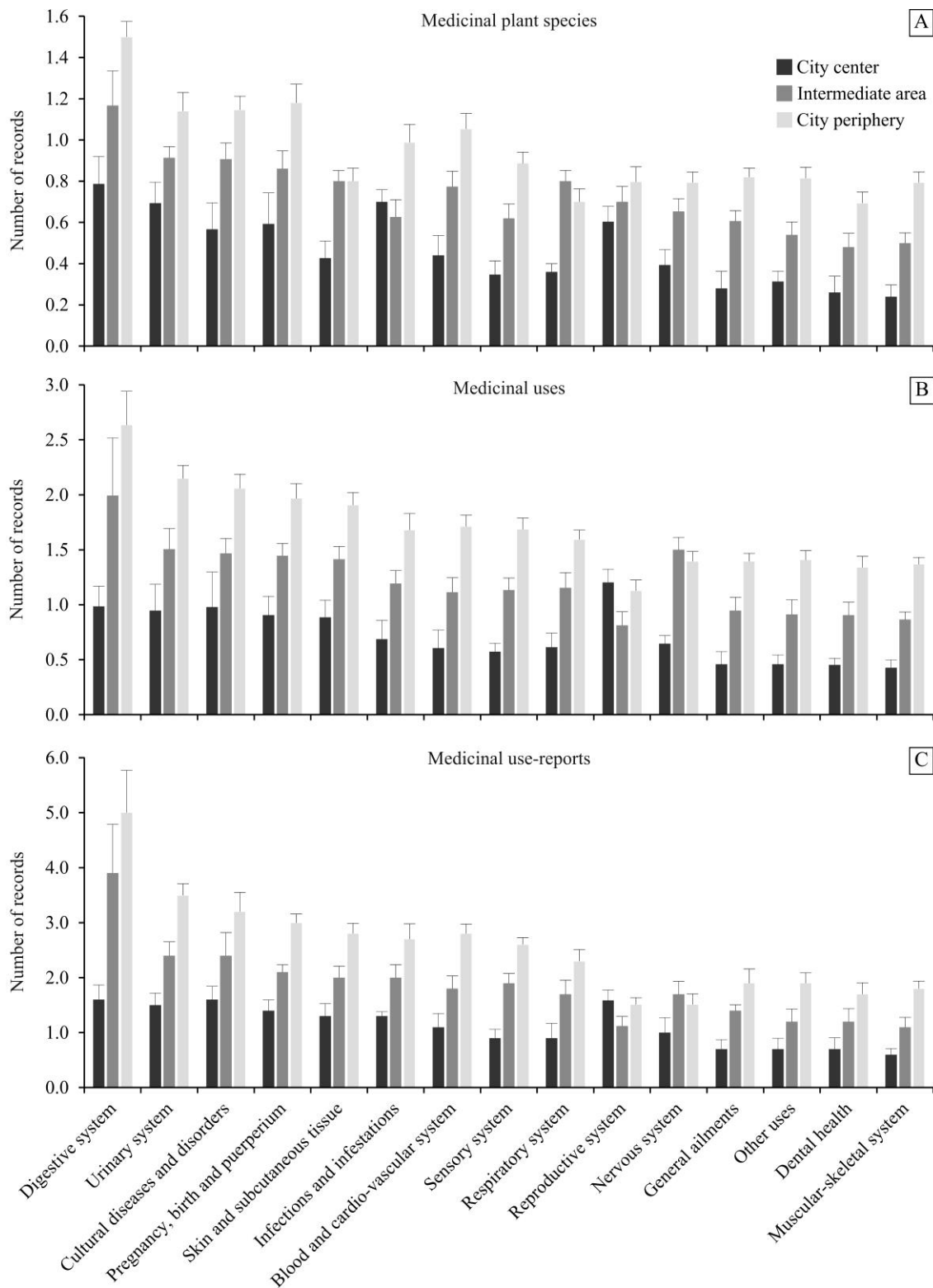


Fig. 5.3. Number of useful species (NSP), number of medicinal uses (NMU), and number of use-reports (NUR) by medicinal categories gathered in 450 interviews with participants from three sectors (city center, intermediate area, and city periphery) in the city of Chachapoyas in northern Peruvian Andes.

Regarding the status of the most important medicinal plant species, a total of 57.1% were cultivated, whereas 33.3% were native, and 9.5% were naturalized species (Table 5.2).

Table 5.2. Comparison of the 30 most important medicinal plant species based on the Cultural Importance Index (in bold) and broken down across the three sectors in the city of Chachapoyas (Peruvian Andes)

Species	Status	City center	Intermediate	City periphery	Whole city
<i>Mintostachys mollis</i> (Benth.) Griseb.	Native	0.40	0.75	0.92	0.69
<i>Matricaria recutita</i> L.	Cultivated	0.33	0.80	0.89	0.67
<i>Citrus limon</i> (L.) Osbeck	Cultivated	0.35	0.27	0.47	0.36
<i>Origanum vulgare</i> L.	Cultivated	0.27	0.30	0.50	0.36
<i>Plantago major</i> L.	Naturalized	0.19	0.39	0.46	0.35
<i>Equisetum bogotense</i> Kunth	Native	0.10	0.32	0.46	0.29
<i>Malus domestica</i> Borkh.	Cultivated	0.11	0.44	0.27	0.27
<i>Bixa orellana</i> L.	Native	0.24	0.23	0.30	0.26
<i>Ruta chalepensis</i> L.	Cultivated	0.22	0.17	0.35	0.25
<i>Zea mays</i> L.	Cultivated	0.07	0.35	0.31	0.24
<i>Mentha spicata</i> L.	Cultivated	0.17	0.22	0.32	0.24
<i>Aloe vera</i> (L.) Burm. f.	Cultivated	0.14	0.14	0.39	0.22
<i>Chenopodium ambrosioides</i> L.	Naturalized	0.13	0.24	0.29	0.22
<i>Piper acutifolium</i> Ruiz & Pav.	Native	0.09	0.24	0.33	0.22
<i>Erythroxylum coca</i> Lam.	Cultivated	0.18	0.14	0.28	0.20
<i>Solanum lycopersicum</i> L.	Cultivated	0.11	0.14	0.27	0.17
<i>Capsicum pubescens</i> Ruiz & Pav.	Cultivated	0.07	0.21	0.23	0.17
<i>Brassica oleracea</i> L. var. <i>acephala</i> DC.	Cultivated	0.15	0.18	0.16	0.16
<i>Eucalyptus globulus</i> Labill.	Cultivated	0.06	0.16	0.27	0.16
<i>Tagetes filifolia</i> Lag.	Native	0.13	0.16	0.20	0.16
<i>Petroselinum crispum</i> (Mill.) Fuss	Cultivated	0.13	0.11	0.24	0.16
<i>Desmodium molliculum</i> (Kunth) DC.	Native	0.03	0.19	0.25	0.16
<i>Syzygium aromaticum</i> (L.) Merr. & L.M. Perry	Cultivated	0.05	0.20	0.21	0.15
<i>Carica papaya</i> L.	Cultivated	0.06	0.26	0.12	0.15
<i>Musa acuminata</i> Colla	Cultivated	0.04	0.27	0.13	0.15
<i>Cyclanthera pedata</i> (L.) Schard.	Native	0.01	0.16	0.25	0.14
<i>Citrus limetta</i> Risso	Cultivated	0.04	0.14	0.22	0.13
<i>Apium graveolens</i> L.	Cultivated	0.07	0.12	0.20	0.13
<i>Daucus carota</i> L.	Cultivated	0.09	0.11	0.19	0.13
<i>Ullucus tuberosus</i> Caldas	Native	0.08	0.15	0.15	0.13
<i>Alternanthera mexicana</i> Moq.	Native	0.11	0.13	0.13	0.12
<i>Citrus aurantium</i> L. var. <i>sinensis</i> L.	Cultivated	0.06	0.19	0.11	0.12
<i>Spartium junceum</i> L.	Naturalized	0.03	0.09	0.23	0.12
<i>Medicago sativa</i> L.	Cultivated	0.11	0.06	0.17	0.11
<i>Passiflora edulis</i> Sims.	Cultivated	0.09	0.12	0.13	0.11
<i>Phyllanthus niruri</i> L.	Native	0.08	0.09	0.15	0.11
<i>Stachys arvensis</i> (L.) L.	Native	0.03	0.13	0.16	0.11
<i>Solanum tuberosum</i> L.	Naturalized	0.05	0.06	0.20	0.10
<i>Valeriana adscendens</i> Turcz.	Native	0.07	0.07	0.16	0.10
<i>Cucurbita maxima</i> Duchesne	Cultivated	0.03	0.06	0.19	0.09
<i>Verbena litoralis</i> Kunth	Native	0.07	0.10	0.11	0.09
<i>Croton perspicuosus</i> Croizat	Native	0.09	0.03	0.13	0.08

The 10 most important medical indications used in the three city sectors represented 58.2% of the total number of use-reports, totalling 15 medical indications (Table 5.3). A 46.7% of

these medical indications were reported in the three sectors, whereas 40.0% were only reported in a single sector: three medical indications in the city center (*Prostate disorders*, *Menstruation disorders*, and *Breastfeeding*), two in the intermediate area (*Wounds, healing*, and *Fever*), and one in the city periphery (*Burns*). Among the 10 most cited medical indications, seven of them ranked higher for all city sectors: *Kidney disorders and diuretic*, *Diarrhoea*, *Flu*, *Intestinal parasites*, *Tacsho*, *Insomnia* and *Birth*.

Table 5.3. Comparison of the 10 most important medicinal uses (in bold) and broken down across the three sectors in the city of Chachapoyas (Peruvian Andes).

Medicinal uses	City center	Intermediate	City periphery	Whole city
<i>Stomach cramps</i>	31	161	205	397
<i>Kidney disorder and, diuretic</i>	49	132	211	392
<i>Diarrhoea</i>	46	81	158	285
<i>Flu</i>	47	95	107	249
<i>Intestinal parasites</i>	55	77	111	243
<i>Tacsho</i>	43	89	106	238
<i>Visual disorders</i>	26	85	121	232
<i>Insomnia</i>	37	77	81	195
<i>Birth</i>	47	59	84	190
<i>Prostate disorders</i>	60	50	73	183
<i>Menstruation disorders</i>	82	23	56	161
<i>Wounds, healing</i>	33	61	62	156
<i>Fever</i>	23	59	72	154
<i>Burns</i>	27	49	76	152
<i>Breastfeeding</i>	37	48	55	140

Acquisition of medicinal plant species across city sectors

The most common way of medicinal plants acquisition was through their purchase in the markets and specialized stores for all three sectors of Chachapoyas city (Fig. 5.4). It was particularly relevant for the inhabitants of the city center that represented 94%, whereas for both intermediate area and city periphery participants represented 56%. The other medicinal plant acquisition ways were similar for the intermediate area and city periphery sectors: 23-24% were harvested from the wild, and 20-21% were cultivated in homegardens, family farms or homes.

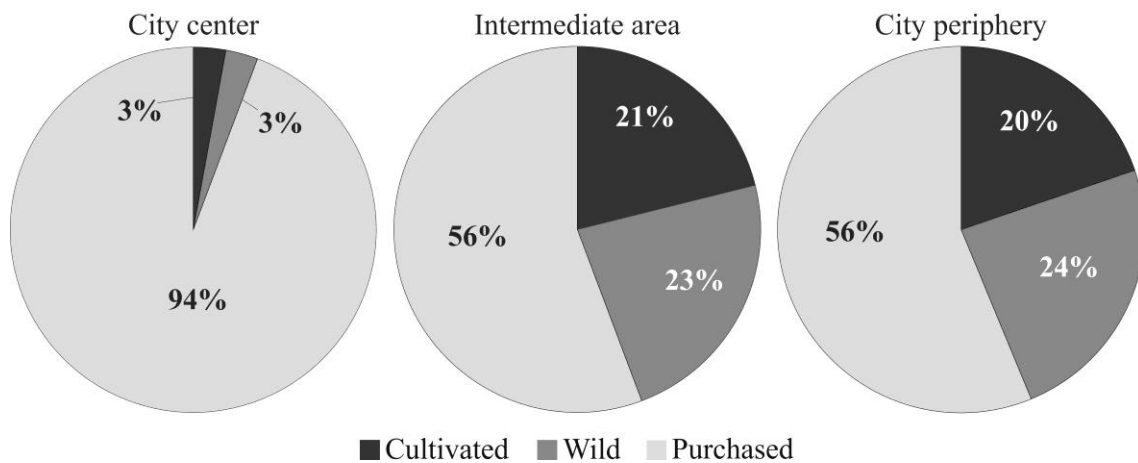


Fig. 5.4. Percentages of medicinal plants acquisition across the three sectors of Chachapoyas city from 450 interviews to the local population.

Discussion

Distribution of the TK on medicinal plants in Chachapoyas

The participants of the city periphery clearly showed higher TK on medicinal plants than those of both the intermediate area and the city center, so our first hypothesis was accepted. These findings can be explained by economic and cultural factors. First, the high economic cost to access health services and the purchase of medicines limit its use for poor people living mainly in the city periphery (Macía et al., 2005; Vandebroek, 2013). Second, residents in the peripheral areas are closer to a known natural environment that better reminds them of their traditional culture and facilitates the use and harvest of medicinal plants in the city nearby (Rai & Lalramnghinglova 2010; Almeida-Campos et al., 2019).

The most important medical indications for which people use plants to cure and alleviate health problems in the three sectors are similar to those found in other studies in Latin American cities, with high values in medical categories such as *Digestive system* or *Urinary system* (Brown, 2016; Tinitana et al., 2016). The two medicinal categories, *Reproductive system* and *Nervous system*, for which the participants of the intermediate area and city center had higher TK than the city periphery informants can be explained from an economic point of view. Some of the most cited medicinal species for the *Reproductive system* (*Jatropha macrantha*) and *Nervous system* (*Valeriana adscendens*) are only sold in the specialized stores and city markets with disproportionate prices, and therefore hardly available to the population of the city periphery. The category *Cultural diseases and disorders* was highly cited in all three sectors indicating the great importance that these ailments and diseases have in this Andean urban societies (Macía et al., 2005; Vandebroek, 2013). Thus, there is a strong association between

certain medicinal species and their medical indications, such as *Minthostachys mollis* to cure *Tacsho*, and *Ruta chalepensis* to alleviate *Malaire*, as reported in past Andean studies (Hammond et al., 1998; De la Cruz et al., 2007; Tello-Cerón et al., 2019).

Cultural significance of medicinal plants in Chachapoyas

Near 43% of the species with the highest cultural importance were shared across the three sectors of Chachapoyas city, and they accounted for more than 67% of the use-reports, which also verified our second hypothesis at the species level. A significant part of these species are not native from Peru, but are widely used because they are easily cultivated in homegardens or in pots at home, and cheap to be purchased in the markets (Busmann et al., 2007). This was the case with *Matricaria recutita*, *Citrus limon*, *Origanum vulgare*, *Malus domestica* and *Ruta graveolens*, to name just a few examples. Similarly, many wild species that showed a higher cultural importance, such as *Minthostachys mollis*, *Equisetum bogotense*, *Bixa orellana* and *Piper acutifolium* were easily available. So our study confirm that many medicinal plants are widely used and have high cultural importance largely depending on their availability and accessibility (Signorini et al., 2009; Carrió & Vallès, 2012; Brandt et al., 2013).

Some species are habitually used for different uses, not exclusively medicinal. Many of them are edible species of common consumption such as *Zea mays*, *Solanum lycopersicum*, *Capsicum pubescens* or *Brassica oleracea* var. *acephala* which increases their cultural importance through the integration of medicinal and nutritional use (González et al., 2010; Urso et al., 2016; Bulut et al., 2017). Some other species, such as *Erythroxylum coca* and *Aloe vera*, are among the most important species across the three sectors due to their versatility to treat ailments and disorders of many medicinal categories. These plants are also among the most cited species in many Andean works, highlighting their medicinal versatility, largely because they are used for indications of cultural diseases, and ritual and/or magical indications (e.g. Macía et al., 2005; Gonzales et al., 2014).

On the other hand, we found 13 medicinal species of great cultural importance that stood out in only one of the three sectors. For example, in the city center, some species (*Phyllanthus niruri*, *Valeriana adscendens* and *Croton perspicuosus*) are bought in herbalist stores with typical formats that resemble conventional medicine. This type of establishment offers (natural) medicinal remedies at higher prices compared to the same species sold in the markets (Mahishi et al., 2005; Van Andel et al., 2012; Castillo-Vera et al., 2017). The opposite also occurs in the city periphery with some species (*Spartium junceum*) that are only collected from the wild and

mainly used for participants in the city periphery. Finally, some other species (e.g. *Carica papaya*, *Musa acuminata* and *Citrus aurantium* var. *sinensis*) cannot be cultivated close to the city of Chachapoyas due to the harsh environmental conditions, and they must be imported from other provinces of the Department of Amazonas, increasing their costs in the market which makes it less available to participants with fewer economic resources.

Concerning the medical indications, we found that participants use medicinal plants for similar purposes regardless the city sector in which they live, so our hypothesis was also accepted at the medical indication level. These results confirm that culture unites the TK on medicinal plants in the city of Chachapoyas. The most frequently cited medical indications in all three sectors include diseases and ailments derived from the *Digestive system* and the *Urinary system*, which are also widely common in earlier Andean studies (Bussmann & Sharon, 2006; Thomas et al., 2008; Oblitas et al., 2013). Participants in all three sectors used widely medicinal plants to deal with *Tacsho*, an idiosyncratic medical indication of Andean cosmology and indicative of shared cultural past in this society (Cavender & Albán, 2009; Luziatelli et al., 2010).

Different modes of acquisition of the medicinal plants

The participants of the city center bought 94% of the medicinal plants in the city markets, but participants both in the city periphery and intermediate area also bought a significant 56% of the plants used. This indicates that purchase is the first option for all participants and the most advantage solution to use medicinal plants, as has been also reported in past studies (Bussmann et al., 2007; Brandão et al., 2013). In addition, the remoteness of the rural environment from the city center, as well as the ecological characteristics of the environment itself, prevent city center participants from easily access to these resources in their habitats (Furlan et al., 2016).

Appendix 5.1. Medicinal flora cited in the city of Chachapoyas, Amazonas (Peru)

Scientific name (voucher)	Vernacular name	Status	Category	Subcategory	Plant Part	Preparation	Mode of administration	Informants
Adoxaceae								
<i>Sambucus peruviana</i> Kunth (FC682)	Saúco	Cultivated, wild	Cultural diseases and disorders	Susto, espanto	Lf	Dc	Or	1
				Tijte	Bd, Lf	Fs, Ml	Bt, Kn	4
			Digestive system	Diarrhoea	Lf, Sd	If	Or	2
				Laxative	Bd, Lf, St	If	Or	5
			General ailments with unspecific symptoms	Fever	Lf	Fs	Kn	2
				General malaise	Lf	Wm	Pl	1
			Reproductive system and reproductive health	Menopause	Fr	Fs	Or	1
			Skin and subcutaneous tissue	Acne	Lf	Wm	Pl	1
			Urinary system	Itil	Lf	Fs	Kn	1
				Prostate disorders	Lf	If	Or	1
Metabolic system and nutrition	Weight loss	Lf	If	Or	1			
Amaranthaceae								
<i>Alternanthera mexicana</i> Moq. (FC684)	Lancetilla de huerta	Cultivated	Blood and cardio-vascular system	Hemorrhoids	Lf	Dc	Bt	1
				Diarrhoea	Lf	Ml	Or	1
			Digestive system	Fever	Ep, Lf	If	Bt, Or	13
				Headache	Lf	If	Bt	1
			General ailments with unspecific symptoms	Chickenpox	Ep, Lf	If	Bt, Or	8
				Insect bite	Lf	Dc	Bt	1
			Dental health Sensory system	Toothache	Lf	Dc	Gg	1
				Visual disorders	Lf	Dc	Bt	2

Scientific name (voucher)	Vernacular name	Status	Category	Subcategory	Plant Part	Preparation	Mode of administration	Informants
			Skin and subcutaneous tissue	Wounds, healing	Lf	Dc, Fs, If, Ml	Bt, Kn, Or, Pl	14
			Urinary system	Burns	Lf	Dc	Bt	2
				Kidney disorders, emollient, diuretic	Fr, Lf	Dc, If, Ml	Or, Pl	10
				Prostate disorders	Lf	Dc, If	Or	2
<i>Amaranthus caudatus</i> L. (no voucher specimen)	Kiwicha	Cultiv ated	Reproductive system and reproductive health	Menopause	Sd	Ml	Or	1
<i>Beta vulgaris</i> L. var. <i>rapa</i> Dum. (FC683)	Betarraga	Cultiv ated	Blood and cardio-vascular system	Anemia	Fr	Dc, Ffs, Ml	Or	37
			Reproductive system and reproductive health	Menopause	Fr	Ml	Or	1
<i>Chenopodium ambrosioides</i> L. (FC685)	Paico	Cultiv ated, wild	General ailments with unspecific symptoms	Headache	Lf	Dc	Bt	1
			Digestive system	Stomach cramps	Ep, Lf	If	Or	2
				Diarrhoea	Lf	If	Or	1
				Laxative	Lf	If, Ml	Or	3
				Intestinal parasites	Lf	Dc, Fs, If, Ml	Bt, Or	90
			Pregnancy, birth and puerperium	Breastfeeding	Lf	Dc	Or	1
<i>Chenopodium murale</i> L. (FC688)	Shucapaico	Wild	Digestive system	Diarrhoea	Lf	If	Or	1
<i>Chenopodium quinoa</i> Willd. (FC687)	Quinoa	Cultiv ated	Reproductive system and reproductive health	Fertility	Sd	Jc	Or	1
<i>Iresine herbstii</i> Hook (FC686)	Pashquete	Cultiv ated, wild	Cultural diseases and disorders	Antimonia, gentil, viejo, antiguo	Lf	Fs	Bt	1
				Aire, malaire	Lf	If	Or	1
			General ailments with unspecific symptoms	Fever	Lf	Dc, Fs, If	Bt	4
			Infections and infestations	Chickenpox	Lf	Dc, If	Bt, Or	4

Scientific name (voucher)	Vernacular name	Status	Category	Subcategory	Plant Part	Preparation	Mode of administration	Informants
			Pregnancy, birth and puerperium	Postpartum	Lf	Dc, Fs, If	Bt, Or	11
			Skin and subcutaneous tissue	Wounds, healing	Lf	Dc	Bt	1
<i>Spinacia oleracea</i> L. (FC682)	Espinaca	Cultivated	Blood and cardio-vascular system	Anemia	Lf	Dc, Fs, Ml	Or	9
Amaryllidaceae								
<i>Allium cepa</i> L. (FC690)	Cebolla blanca	Cultivated	Blood and cardio-vascular system	Anemia	Ro	Ml	Or	1
			Reproductive system and reproductive health	Aphrodisiac	Ro	Dc	Or	1
			Other uses	Hair loss	Ro	If, Ml	Bt, Pl	2
			Sensory system	Hearing disorders	Ro	Ml	Bt	1
			Skin and subcutaneous tissue	Burns	Ro	Fs, If	Bt, Or, Pl	9
			Respiratory system	Flu	Ro	If	Or	1
			Infections and infestations	Chickenpest	Ro	Ml	Or	1
				Insect bite	Ro	Ml	Or	1
				Fleas	Ro	Ml, Wm	Kn, Pl	2
<i>Allium fistulosum</i> L. (FC691)	Cebolla china	Cultivated	Blood and cardio-vascular system	Anemia	Ro	Fs	Or	1
<i>Allium sativum</i> L. (FC689)	Ajo	Cultivated	Blood and cardio-vascular system	High pressure	Ro	Dc, Fs	Or	2
			Cultural diseases and disorders	Antimonia, gentil, viejo, antiguo	Ro	If	Bt	1
				Tijte	Ro	Ml	Kn	1
				Susto, espanto	Lf	Dc	Bt	1
			Dental health	Toothache	Ro	Dc, Fs, Ml	Bt, Kn, Or	10
			Digestive system	Diarrhoea	Ro	Fs	Or	1
			General ailments with unspecific symptoms	Fever	Ro	Ml	Bt	1

Scientific name (voucher)	Vernacular name	Status	Category	Subcategory	Plant Part	Preparation	Mode of administration	Informants
			Infections and infestations	Insect bite	Ro	Ml	Kn	1
				Fleas	Ro	Wm	Kn	1
				UTA, leishmaniasis	Ro	Ml	Kn	1
				Chickenpest	Ro	Ml	Or	1
				Chickenpox	Ro	If	Kn	1
			Skin and subcutaneous tissue	Acne	Ro	Fs, If	Bt, Pl	2
				Wounds, healing	Ro	Ml	Kn	1
				Burns	Ro	Dc	Bt	1
				Feet fungus	Ro	Dc	Bt	1
Anacardiaceae								
<i>Mangifera indica</i> L. (FC694)	Mango	Cultivated	Digestive system	Diarrhoea	Bk, Fr	If	Or	2
				Indigestive	Fr	Fs	Or	1
			Other uses	Cancer	Fr	Fs	Or	1
			Endocrine system	Diabetes	Lf	If	Or	2
<i>Mauria heterophylla</i> Kunth (no voucher specimen)	Shimir	Cultivated	Cultural diseases and disorders	Susto, espanto	Lf	Dc	Or	1
<i>Schinus molle</i> L. (FC695)	Molle	Cultivated, wild	Respiratory system	Flu	Lf	If	Or	1
			Muscular- skeletal system	Rheumatism	Ap, Lf	Fm, Fs, Ml	Bt, Kn, Or, Pl	6
				Joint sprains	Lf	Fm, Wm	Bt, Kn	2
			Infections and infestations	Insect bite	Lf	If	Bt	1
<i>Spondias purpurea</i> L. (FC692)	Ciruela	Cultivated	Digestive system	Laxative	Fr	Fs	Or	2
<i>Toxicodendron striatum</i> (Ruiz & Pav.) Kuntze (FC693)	Itil	Wild	Other uses	Cancer	Bd	Dc	Or	1
			Cultural diseases and disorders	Antimonia, gentil, viejo, antiguo	Lf	If	Bt	1
			Skin and subcutaneous tissue	Itil	Ep, Lf	Fs	Wh	3

Annonaceae

Scientific name (voucher)	Vernacular name	Status	Category	Subcategory	Plant Part	Preparation	Mode of administration	Informants	
<i>Annona cherimola</i> Mill. (FC696)	Chirimolla	Cultivated	Cultural diseases and disorders	Susto, espanto	Lf	If	Bt	1	
				Blood and cardio-vascular system	Anemia	Fr	Fs	Or	2
				Other uses	Cancer	Lf	If	Or	1
				Hair loss	Fr	Fs	Pl	1	
<i>Annona muricata</i> L. (FC697)	Guanábana	Cultivated	Infestations and infestations	Fleas	Sd	Ml	Bt	2	
			Muscular-skeletal system	Joint sprains	Lf	If, Wm	Bt, Pl	2	
			Endocrine system	Diabetes	Fr, Lf	Dc, If	Or	2	
			Other uses	Cancer	Bd, Bk, Ep, Fr, Lf	Dc, If	Or	21	
			Reproductive system and reproductive health	Fertility	Lf	If	Or	1	
			Urinary system	Prostate disorders	Bd, Fr, Lf	Dc, Fs, If	Or	11	
Apiaceae <i>Apium graveolens</i> L. (FC698)	Apio	Cultivated	Cultural diseases and disorders	Digestive system	Stomach pain	Ep	If	Or	1
				Diarrhoea	Ep, Lf, St	Dc, If, Ml	Or	12	
				Stomach infection	Lf	If	Or	1	
				Laxative	Lf, St	Dc, If	Or	4	
				Stomach cramps	Ep, Lf, St	Dc, If	Or	21	
				Intestinal parasites	Lf, St	If	Or	3	
				Pregnancy, birth and puerperium	Birth	Ep, Lf, St	Dc, If	Or	4

Scientific name (voucher)	Vernacular name	Status	Category	Subcategory	Plant Part	Preparation	Mode of administration	Informants
			Metabolic system and nutrition	Weight loss	Ep, Lf, St	Ddc , If, Ml	Or	8
			Muscular- skeletal system	Joint sprains	Lf	If	Or	1
			Reproductive system and reproductive health	Menstruation disorders	Lf, St	If	Or	3
			Urinary system	Menopause	Lf	Dc	Or	1
				Kidney disorders, emollient, diuretic	Lf, St	Fs, If	Or	2
				Hearing disorders	Ap	Dc	Ew	1
<i>Arracacia peruviana</i> (H. Wolff) Constance (FC705)	Zanahoria del gentil	Wild	Cultural diseases and disorders	Antimonia, gentil, viejo, antiguo	Lf	Dc, Wm	Bt, Kn	2
<i>Arracacia xanthorrhiza</i> Bancr. (FC702)	Arrachacha blanca	Cultiv ated	Cultural diseases and disorders	Antimonia, gentil, viejo, antiguo	Ro	If	Bt	1
			Pregnancy, birth and puerperium	Birth	Fr, Lf	Dc, If	Or	2
			Reproductive system and reproductive health	Postpartum	Fr	If	Or	1
				Fertility	Lf	If	Or	1
			Skin and subcutaneous tissue	Itil	Lf	Fs	Bt	1
<i>Coriandrum sativum</i> L. (FC699)	Culantro	Cultiv ated	Pregnancy, birth and puerperium	Birth	Lf, Sd	If, Ml	Or	2
<i>Daucus carota</i> L. (FC704)	Zanahoria, zanahoria española	Cultiv ated	Blood and cardio-vascular system	Anemia	Ro	If, Ml	Or	14
			Nervous system and mental health	Insomnia	Ro	Dc	Or	1
			Pregnancy, birth and puerperium	Postpartum	Fr	If	Or	1
				Birth	Fr, Lf	Dc, If	Or	2
			Sensory system	Visual disorders	Lf, Ro	Dc, If, Jc, Ml	Ew	39
			Skin and subcutaneous tissue	Burns	Ro	Ml	Kn	1

Scientific name (voucher)	Vernacular name	Status	Category	Subcategory	Plant Part	Preparation	Mode of administration	Informants
<i>Daucus montanus</i> Humb. & Bonpl. ex Schult. (FC703)	Culantrillo, hierba del cuí	Wild	Cultural diseases and disorders	Susto, espanto	Lf	Fs	Bt	1
			Digestive system	Stomach cramps	Lf	If	Or	1
<i>Foeniculum vulgare</i> Mill. (FC700)	Hinojo	Wild	Digestive system	Stomach pain	Lf	If	Or	1
			Pregnancy, birth and puerperium	Stomach cramps	Lf	If	Or	3
				Diarrhoea	Lf	If	Or	2
				Breastfeeding	Lf, Sd	Fs, If	Or	2
			Reproductive system and reproductive health	Menstruation disorders	Ep	Dc	Or	1
			Sensory system	Visual disorders	Lf	Dc	Bt	1
<i>Petroselinum crispus</i> (Mill.) Fuss (FC701)	Perejil	Cultiv ated	Blood and cardio-vascular system	High pressure	Ep, Lf, Ro	Dc, Fs, If, Jc, Ml	Or	18
				Anemia	Ep, Fr, Lf	Dc, Ml	Or	3
			Digestive system	Stomach cramps	Lf	If	Or	2
				Intestinal parasites	Lf	Dc	Or	2
			General ailments with unspecific symptoms	Diarrhoea	Lf	Dc	Or	1
				Headache	Ro	Ml	Or	1
			Dental health	Toothache	Lf	Fs	Or	1
			Metabolic system and nutrition	Weight loss	Lf	If, Ml	Or	2
			Nervous system and mental health	Insomnia	Ep	If	Or	1
			Other uses	Hair loss	Ro	Ml	Bt	1
			Pregnancy, birth and puerperium	Postpartum	Ep	Ml	Or	1
				Birth	Lf	Dc, If	Or	4
Abortive	Ro	Dc	Or	2				

Scientific name (voucher)	Vernacular name	Status	Category	Subcategory	Plant Part	Preparation	Mode of administration	Informants
			Reproductive system and reproductive health	Menstruation disorders	Ep, Lf, Ro	Dc, If, Ml	Or	28
				Menopause	Ep, Lf, Ro	If, Ml	Or	7
			Urinary system	Prostate disorders	Ep, Lf	If	Or	2
Apocynaceae								
<i>Catharanthus roseus</i> (L.) G.Don (no voucher specimen)	Planta chuela	Wild	Cultural diseases and disorders	Antimonia, gentil, viejo, antiguo	Lf	Dc	Bt	1
<i>Metastelma quitense</i> (K. Schum.) Liede (FC706)	Diegolope	Wild	Reproductive system and reproductive health	Menopause	Lf	If	Or	2
			Digestive system	Diarrhoea	Bk	Ml	Or	1
			Sensory system	Hearing disorders	Lf	Dc, Ml, Wm	Bt, Kn	5
			Muscular- skeletal system	Joint sprains	Lf	If	Bt	1
Aquifoliaceae								
<i>Ilex guayusa</i> Loes. (FC707)	Huayusa, guayusa	Cultiv ated	Metabolic system and nutrition	Weight loss	Lf	Dc	Or	1
Arecaceae								
<i>Cocos nucifera</i> L. (FC709)	Coco	Cultiv ated	Digestive system	Diarrhoea	Fr	Fs, Ml	Or	2
			Endocrine system	Diabetes	Fr	Fs	Or	1
<i>Mauritia flexuosa</i> L.f. (FC708)	Aguaje	Cultiv ated	Reproductive system and reproductive health	Menopause	Fr	Jc	Or	2
				Aphrodisiac	Fr	Fs	Or	1
Asparagaceae								
<i>Agave americana</i> L. (FC710)	Penca azul	Wild	Cultural diseases and disorders	Tijte	Lp	Fs, If, Wm	Kn, Or, Pl	6
			Reproductive system and reproductive health	Fertility	Lp	If	Or	1
<i>Furcraea andina</i> Trel. (FC711)	Penca blanca, penca verde de Castilla	Wild	Digestive system	Diarrhoea	Bk	Dc	Or	1

Scientific name (voucher)	Vernacular name	Status	Category	Subcategory	Plant Part	Preparation	Mode of administration	Informants
Balanophoraceae								
<i>Corynaea crassa</i> Hook. f. (FC712)	Para para	Wild	Reproductive system and reproductive health	Fertility	Ep	Fm	Or	1
<i>Ullucus tuberosus</i> Caldas (FC713)	Oyuco	Cultivated	Urinary system	Kidney disorders, emollient, diuretic	Ro	If	Or	1
				Pregnancy, birth and puerperium	Ro	Dc, Fs, If, Jc, Ml	Or	53
			Blood and cardio-vascular system	Postpartum	Ro	Dc	Or	1
				High pressure	Ro	Dc	Or	2
Betulaceae								
<i>Alnus acuminata</i> Kunth (FC714)	Aliso	Wild	Cultural diseases and disorders	Susto, espanto	Lf	Dc	Or	1
				Pulsario	Lf	Fs	Pl	1
				Tacsho	Lf	Fs	Bt	1
			General ailments with unspecific symptoms	General malaise	Lf	Fs, If	Bt, Pl	2
				Fever	Lf	Fs, If	Or, Pl	2
			Muscular- skeletal system	Joint sprains	Lf	Fs	Pl	2
				Rheumatism	Lf	Dc, Ml	Bt, Kn, Or	3
			Respiratory system	Hernia	Lf	Ml	Pl	2
				Flu	Lf	If	Or	1
Bignoniaceae								
<i>Handroanthus serratifolius</i> (Vahl) S.O.Grose (no voucher specimen)	Tahuari	Wild	Infections and infestations	UTA, leishmaniasis	Ep	Ml	Pl	1
				<i>Tecoma stans</i> (L.) Juss. ex Kunth (FC716)	Putquero, pichunche, putquero amarillo	Wild	Cultural diseases and disorders	Pulsario
Pregnancy, birth and puerperium	Birth	Fl, Lf	If	Or				4

Scientific name (voucher)	Vernacular name	Status	Category	Subcategory	Plant Part	Preparation	Mode of administration	Informants
<i>Tecoma stans</i> (L.) Juss. ex Kunth var. <i>sambucifolia</i> (Kunth) J.R.I.Wood (FC715)	Ciza	Wild	Digestive system	Laxative	St	Ml	Or	1
Bixaceae								
<i>Bixa orellana</i> L. (FC717)	Achiote	Wild	Digestive system	Intestinal parasites	Sd	If	Or	1
			General ailments with unspecific symptoms	Hepatitis	Sd	Fs	Or	1
				Headache	Lf	If	Or	1
			Skin and subcutaneous tissue	Burns	Fr	Ml	Pl	1
			Urinary system	Prostate disorders	Ep, Lf	Dc, If, Ml	Or	108
	Kidney disorders, emollient, diuretic	Lf	If	Or	4			
Boraginaceae								
<i>Borago officinalis</i> L. (FC718)	Borraja	Cultiv ated	Reproductive system and reproductive health	Menopause	Fl	If	Or	1
			Digestive system	Stomach cramps	Lf	If	Or	1
			Respiratory system	Cough	Ep, Fl, Lf	Dc, If	Or	9
				Flu	Lf	Dc, Fs, If	Or	6
<i>Cordia lutea</i> Lam (no voucher specimen). <i>Tiquilia paronychioides</i> (Phil.) A.T. Richardson	Flor de overo Flor de arena	Wild Cultiv ated	Digestive system	Hepatitis	Fl	Dc	Or	1
			Metabolic system and nutrition	Weight loss	Sd	If	Or	1
			Urinary system	Kidney disorders, emollient, diuretic	Fl	If	Or	1
Brassicaceae								
<i>Brassica oleracea</i> L. var. <i>acephala</i> DC. (FC720)	Col, repollo	Cultiv ated	Blood and cardio-vascular system	Anemia	Lf	Dc	Or	3
			Pregnancy, birth and puerperium	Breastfeeding	Lf	Dc, Fs, If	Or	46
				Birth	Lf	Dc	Or	1
			Sensory system	Visual disorders	Lf	If, Ml	Bt, Ew	3

Scientific name (voucher)	Vernacular name	Status	Category	Subcategory	Plant Part	Preparation	Mode of administration	Informants
<i>Brassica oleracea</i> L. var. <i>italica</i> Plenck. (FC7190)	Brócoli	Cultivated	Blood and cardio-vascular system	Anemia	Fr	Fs	Or	1
<i>Erysimum</i> × <i>cheiri</i> (L.) Crantz (no voucher specimen)	Alhelí	Cultivated	Other uses	Cancer	Fr	If	Or	1
<i>Lepidium meyenii</i> Walp. (FC563)	Maca	Cultivated	Infections and infestations	Chickenpox	Fl	If	Kn	1
			Blood and cardio-vascular system	Anemia	Fr	Dd, Ml	Or	2
			Pregnancy, birth and puerperium	Birth	Fr	Ml	Or	1
			Reproductive system and reproductive health	Aphrodisiac	Fr, Ro	Dc, If	Or	3
				Menopause	Fr	Dd, Ml	Or	2
<i>Raphanus sativus</i> L. (FC721)	Rabanito	Cultivated	Blood and cardio-vascular system	Anemia	Fr	Fs	Or	1
			Reproductive system and reproductive health	Menstruation disorders	Fr	Ml	Or	1
<i>Rorippa nasturtium-aquaticum</i> (L.) Hayek (FC722)	Berros, verso, versillo	Wild	Blood and cardio-vascular system	Anemia	Lf	Fs	Or	1
			Skin and subcutaneous tissue	Wounds, healing	Lf	Dc	Bt	1
			Urinary system	Kidney disorders, emollient, diuretic	Lf	If	Or	1
				Prostate disorders	Lf	If	Or	1
Bromeliaceae								
<i>Ananas comosus</i> (L.) Merr. (FC723)	Piña	Cultivated	Blood and cardio-vascular system	High pressure	Ec	Fs, Jc, Ml	Or	6
				Hemorrhoids	Ec	Jc	Or	1
			Digestive system	Diarrhoea	Ec	Fs	Or	1
				Stomach pain	Ec	Fs	Or	1
				Indigestive	Ec	Fs	Or	2
			Metabolic system and nutrition	Weight loss	Ec	Fs, Jc, Ml	Or	8

Scientific name (voucher)	Vernacular name	Status	Category	Subcategory	Plant Part	Preparation	Mode of administration	Informants
			Urinary system	Kidney disorders, emollient, diuretic	Ec	Dc, Fs, Jc	Or	13
				Prostate disorders	Ec	Dc, Fs, Jc	Or	3
Burseraceae								
<i>Bursera graveolens</i> (Kunth) Triana & Planch. (FC577)	Palo santo	Cultivated	Cultural diseases and disorders	Susto, espanto	Lf	If	Bt	1
			Infections and infestations	Insect bite	Lf	Ml	Pl	1
Cactaceae								
<i>Opuntia ficus-indica</i> (L.) Mill. (FC725)	Tuna	Cultivated	Digestive system	Diarrhoea	Lp	Fs, Ml	Or	7
				Gastric ulcers	Lp	Fs, Ml	Or	2
			Endocrine system	Diabetes	Lp	Ml	Or	4
			Other uses	Cancer	Lp	Fs, Ml	Bt, Or	5
			Reproductive system and reproductive health	Menopause	Lp	Fs, Ml	Bt, Or	2
			Blood and cardio-vascular system	High pressure	Lp	Ml	Or	1
<i>Stenocereus queretaroensis</i> (F.A.C. Weber ex Mathes.) Buxb. (FC725)	Pitajaya	Cultivated	Digestive system	Laxative	Fr	Fs, If, Ml	Or	19
Cannaceae								
<i>Canna indica</i> L. (FC726)	Achira	Cultivated	Digestive system	Laxative	Lf	If	Or	1
Caparaceae								
<i>Capparicordis crotonoides</i> (Kunth) Iltis & Cornejo (no voucher specimen)	Simuro	Wild	General ailments with unspecific symptoms	Headache	Lf	Wm	Pl	1
Caprifoliaceae								
<i>Valeriana adscendens</i> Turcz. (FC727)	Valeriana	Wild	Blood and cardio-vascular system	High pressure	Ro	Dc	Or	1
			Nervous system and mental health	Insomnia	Ep, Lf, Ro	Dc, If	Or	43
			Reproductive system and reproductive health	Menopause	Lf	If	Or	1

Scientific name (voucher)	Vernacular name	Status	Category	Subcategory	Plant Part	Preparation	Mode of administration	Informants	
Caricaceae									
<i>Carica papaya</i> L. (FC729)	Papaya	Cultivated	Blood and cardio-vascular system	Hemorrhoids	Fr	Fs	Or	1	
			Cultural diseases and disorders	Tijte	Bk, Lf, Lx, Sd	Fs, Ml, Wm	Bt, Kn, Pl	7	
			Digestive system	Intestinal parasites	Sd	Ml	Or	6	
			Liver disorders		Fr	Fs	Or	4	
			Stomach cramps		Lx	Fs	Or	1	
			Laxative		Fr, Sd	Fs, If, Jc, Ml	Or	20	
				Diarrhoea	Fr	Fs, Jc	Or	5	
				Indigestive	Fr	Fs	Or	18	
				Stomach pain	Fr	Fs	Or	4	
			Infections and infestations	UTA, leishmaniasis	Lx	Fs	Bt	1	
				Fleas	Sd	Ml	Bt	1	
				Metabolic system and nutrition	Weight loss	Fr	Jc	Or	1
				Nervous system and mental health	Stress	Fr	Fs	Or	1
				Sensory system	Mental stimulant	Fr	Fs	Or	1
				Urinary system	Visual disorders	Fr	Fs	Or	1
		Kidney disorders, emollient, diuretic	Fr	Fs	Or	1			
<i>Vasconcellea microcarpa</i> (Jacq.) A. DC. (FC331)	Maushán	Cultivated	Reproductive system and reproductive health	Vaginal infection	Fr	If	Or	1	
Caryophyllaceae									
<i>Dianthus caryophyllus</i> L. (FC730)	Clavel	Cultivated	Nervous system and mental health	Sadness	Fl	If	Or	1	
Celastraceae									
<i>Maytenus macrocarpa</i> (Ruiz & Pav.) Briq. (FC731)	Chuchuasi	Cultivated	Skin and subcutaneous tissue	Acne	Bk	Fm	Or	1	

Scientific name (voucher)	Vernacular name	Status	Category	Subcategory	Plant Part	Preparation	Mode of administration	Informants
			Digestive system	Stomach cramps	Bk	Fm	Or	1
Chloranthaceae								
<i>Hedyosmum scabrum</i> (Ruiz & Pav.) Solms (FC732)	Pirgay, pitillo, huacamuyo	Wild	Pregnancy, birth and puerperium	Breastfeeding	Lf	Dc	Or	1
			Digestive system	Diarrhoea	Lf	Fs	Or	1
Compositae								
<i>Acanthoxanthium spinosum</i> (L.) Fourr. (FC748)	Juan Alonso	Wild	Reproductive system and reproductive health	Menstruation disorders	Lf	If	Or	1
<i>Achyrocline alata</i> (Kunth) DC. (FC759)	Huira huira, vira vira, postersatra, fostersacha	Wild	Urinary system	Kidney disorders, emollient, diuretic	Lf	Dc	Or	1
<i>Ageratina exsertovenosa</i> (Klatt) R.M. King & H. Rob. (FC743)	Cruzsacha	Wild	Digestive system	Stomach cramps	Lf	If	Or	1
<i>Ageratina glechonophylla</i> (Less.) R.M. King & H. Rob. (FC746)	Guarme guarme	Wild	Urinary system	Prostate disorders	Lf	If	Or	1
				Kidney disorders, emollient, diuretic	Lf	Dc	Bt, Or	2
			Muscular- skeletal system	Joint sprains	Lf	Wm	Bt	1
<i>Ambrosia peruviana</i> Willd. (FC753)	Marco	Wild	Cultural diseases and disorders	Antimonia, gentil, viejo, antiguo	Lf	If	Pl	1
				Aire, malaire	Lf	If	Bt	1
				Tijte	Lf	If	Or	1
			General ailments with unspecific symptoms	Headache	Lf	If	Bt	1
			Infections and infestations	Lice	Ep	Ml	Kn	1
				Tick bites	Lf	Fs	Pl	1
				Fleas	Lf	Dc, Fs, If, Ml	Bt, Kn	8
			Skin and subcutaneous tissue	Feet fungus	Lf	Dc	Or	1
				Wounds, healing	Lf	Dc	Bt	1

Scientific name (voucher)	Vernacular name	Status	Category	Subcategory	Plant Part	Preparation	Mode of administration	Informants
<i>Artemisia absinthium</i> L. (FC734)	Ajenjo	Wild	Pregnancy, birth and puerperium	Abortive	Lf	If	Or	1
			Muscular- skeletal system	Rheumatism	Lf	Dc, If	Bt, Pl	2
			Muscular- skeletal system	Rheumatism	Lf	Fm, If	Bt, Kn	2
			Joint sprains	Lf	Fm	Kn	1	
			Cultural diseases and disorders	Tacsho	Lf	Fs	Bt	1
			Skin and subcutaneous tissue	Wounds, healing	Lf	Dc	Bt	1
			Digestive system	Stomach cramps	Lf	If	Or	4
				Diarrhoea	Lf	If	Or	2
				Stomach infection	Lf	If	Or	1
			Infections and infestations	Fleas	Lf	Dc, If	Bt	2
				Chickenpox	Lf	Dc	Bt	1
			Pregnancy, birth and puerperium	Abortive	Lf	If	Or	1
			Reproductive system and reproductive health	Postpartum Menstruation disorders	Ep, Lf	Dc	Or	2
			Urinary system	Kidney disorders, emollient, diuretic	Lf	If	Or	1
<i>Austro eupatorium inulaefolium</i> (Kunth) R.M. King & H. Rob (FC299)	Curmicuna , curomicuna, llashaquirp ana	Wild	Cultural diseases and disorders	Susto, espanto	Lf	If	Bt, Or	3
			Skin and subcutaneous tissue	Wounds, healing	Lf	MI	Bt	1
				Itil	Lf	If	Bt	1
<i>Baccharis buxifolia</i> (Lam) Pers. (FC761)	Tayanca	Wild	Digestive system	Stomach cramps	Lf	Dc	Or	1
			Dental health	Toothache	Lf	MI	Kn	1
<i>Baccharis genistelloides</i> (Lam.) Pers. (FC762)	Carqueja, tres esquinas	Wild	Cultural diseases and disorders	Susto, espanto	Ep, Lf	Dc, If	Bt, Or	4

Scientific name (voucher)	Vernacular name	Status	Category	Subcategory	Plant Part	Preparation	Mode of administration	Informants	
<i>Baccharis latifolia</i> (Ruiz & Pav.) Pers. (FC741)	Chillca, camcam	Wild	Digestive system	Diarrhoea	Lf	Dc	Or	1	
			Reproductive system and reproductive health	Menstruation disorders	Lf	Dc	Or	1	
			Urinary system	Kidney disorders, emollient, diuretic	Bd	If	Or	1	
			Cultural diseases and disorders	Susto, espanto	Lf	Ml	Bt	1	
			Pregnancy, birth and puerperium	Aire, malaire	Lf	If	Bt	1	
				Pulsario	Lf	Fs	Pl	2	
				Tacsho	Lf	Fs	Bt	1	
				Birth	Lf	Dc, If	Bt, Or	4	
				Digestive system	Stomach cramps	Bd, Lf	If	Or	2
				General ailments with unspecific symptoms	Diarrhoea	Lf	If, Wm	Or, Pl	3
				Sensory system	Hearing disorders	Bd, Lf	Fs, Wm	Bt, Pl	3
				Ritual and magic uses	Curse	Lf	If	Bt	1
				Muscular- skeletal system	Rheumatism	Lf	Fs, Wm	Pl	2
				Muscular- skeletal system	Joint sprains	Lf	Fs, If, Wm	Bt, Pl	9
			Other uses	Hair loss	Lf	Dc	Bt	1	
			Reproductive system and reproductive health	Menstruation disorders	Lf	Wm	Kn	1	
			Respiratory system	Cough	Lf	If	Pl	1	
			Dental health	Flu	Lf	If	Or	1	
				Toothache	Lf	Dc, If	Bt, Gg	2	
			Skin and subcutaneous tissue	Acne	Lf	If	Bt	1	
Burns	Lf	Fs		Pl	1				

Scientific name (voucher)	Vernacular name	Status	Category	Subcategory	Plant Part	Preparation	Mode of administration	Informants
<i>Bidens pilosa</i> L. (FC737)	Cadillo	Wild	Digestive system	Diarrhoea	Ep	If	Bt	1
			Skin and subcutaneous tissue	Wounds, healing	Lf	Dc	Bt	1
			Other uses	Hair loss	Ep, Lf	Dc, Ml	Bt, Pl	2
			Endocrine system	Diabetes	Bk	Dc	Or	1
			Urinary system	Prostate disorders	Bk, Ep, Lf	Dc, If	Or	6
				Kidney disorders, emollient, diuretic	Ep, Lf	Dc, If	Or	5
<i>Calendula officinalis</i> L. (FC300)	Flor del sol	Cultivated	Cultural diseases and disorders	Tijte	Fr	Wm	Pl	1
<i>Cichorium intybus</i> L. (FC733)	Achicoria	Wild	General ailments with unspecific symptoms	Fever	Lf, Ro	Dc, Fs, If, Ml	Bt, Or	5
				Infections and infestations	Chickenpox	Lf	Dc	Bt
			Skin and subcutaneous tissue	Wounds, healing	Lf	Dc, If	Bt, Pl	2
				Digestive system	Diarrhoea	Lf	If	Or
			Urinary system	Hepatitis	Lf, Ro	If	Or	4
				Liver disorders	Ro	If	Or	1
<i>Conyza bonariensis</i> (L.) Cronquist (FC751)	Lluilanza	Wild	Cultural diseases and disorders	Susto, espanto	Lf	If	Bt	1
<i>Cynara scolymus</i> L. (FC735)	Alcachofa	Cultivated	Blood and cardio-vascular system	Anemia	Fr	Dc	Or	1
<i>Erysimum × cheiri</i> (L.) Crantz (no voucher specimen)	Lalanqui	Wild	Sensory system	Visual disorders	Lf	Dc	Bt	
<i>Gamochaeta americana</i> (Mill.) Wedd. (FC749)	Lechuguilla	Wild	Digestive system	Hepatitis	Lf	Fs	Or	1

Scientific name (voucher)	Vernacular name	Status	Category	Subcategory	Plant Part	Preparation	Mode of administration	Informants
<i>Lactuca sativa</i> L. (FC324)	Lechuga	Cultivated	Nervous system and mental health	Insomnia	St	If	Or	1
			Sensory system	Visual disorders	Lf	Fs, If	Pl	2
			Pregnancy, birth and puerperium	Breastfeeding	Lf	Dc, If	Or	2
			Skin and subcutaneous tissue	Burns	Lf	If	Pl	1
			Blood and cardio-vascular system	High pressure	Lf	Fs	Or	2
			Endocrine system	Diabetes	Bd	If	Or	1
			Metabolic system and nutrition	Weight loss	Lf	Fs	Or	1
			Pregnancy, birth and puerperium	Breastfeeding	Ap, Lf	Dc, Jc	Or	3
			Nervous system and mental health	Insomnia	Bd, Lf, St	Dc, If	Or	11
			<i>Matricaria recutita</i> L. (FC752)	Manzanilla	Cultivated	Blood and cardio-vascular system	High pressure	Lf
Digestive system	Stomach pain	Ep				Dc, If	Or	5
	Stomach cramps	Ep, Lf				Dc, If	Or	79
	Laxative	Lf				If	Or	1
	Diarrhoea	Ep, Lf				Dc, If	Or	7
	Stomach infection	Ep, Lf				Dc, If	Or	5
General ailments with unspecific symptoms	Fever	Ep, Lf				If	Or	3
Nervous system and mental health	Insomnia	Ep, Lf				Dc, If	Or	19
Nervous system and mental health	Sadness	Ep				If	Or	1
Other uses	Cancer	Ep				Dc	Or	1
Pregnancy, birth and puerperium	Birth	Ep, Lf	If	Or	20			

Scientific name (voucher)	Vernacular name	Status	Category	Subcategory	Plant Part	Preparation	Mode of administration	Informants
			Reproductive system and reproductive health	Menstruation disorders	Ep, Lf	If	Or	4
				Menopause	Ep, Lf	If	Or	2
			Respiratory system	Flu	Ep, Lf	Dc, If	Or	5
			Sensory system	Visual disorders	Ep, Fl, Lf	Dc, Fs, If	Bt, Ew, Kn	124
			Sensory system	Hearing disorders	Fl	Dc	Bt	1
			Skin and subcutaneous tissue	Acne	Ep, Lf	Dc, Fs, If	Bt, Kn, Or, Vp	28
				Wounds, healing	Lf	Dc	Bt	3
			Urinary system	Prostate disorders	Ep	Dc	Or	1
<i>Monactis jelskii</i> Hieron. (FC755)	Nispasiana	Wild	Cultural diseases and disorders	Susto, espanto	Lf	Fs	Bt	1
<i>Ophryosporus peruvianus</i> R.M. King & H. Rob (FC758)	Rumusaua na	Wild	Reproductive system and reproductive health	Menopause	Lf	If	Or	1
			Nervous system and mental health	Sadness	Lf	Ml	Or	1
<i>Pluchea sagittalis</i> Less. (no voucher specimen)	Cuatro esquinas	Cultiv ated	Skin and subcutaneous tissue	Feet fungus	Lf	Dc	Bt	1
<i>Porophyllum ruderale</i> (Jacq.) Cass. (FC760)	Hierba del gallinazo, shucarruda	Wild	Cultural diseases and disorders	Aire, malaire	Lf	Fs, If	Bt	3
				Susto, espanto	Lf	If	Bt	3
			Nervous system and mental health	Epilepsy	Lf	If	Or	1
<i>Schizotrichia jelskii</i> (Hieron.) "Strother ex Loockerman, B.L.Turner & R.K.Jansen" (no voucher specimen)	Añasquero	Wild	Cultural diseases and disorders	Aire, malaire	Lf	If	Kn	1
<i>Smallanthus glabratus</i> (DC). H. Rob. (FC764)	Yacónsach a	Wild	Cultural diseases and disorders	Pulsario	Lf	If	Or	2
				Susto, espanto	Ep, Lf	If	Or, Pl	2

Scientific name (voucher)	Vernacular name	Status	Category	Subcategory	Plant Part	Preparation	Mode of administration	Informants	
<i>Smallanthus sonchifolius</i> (Poepp.) H. Rob. (FC763)	Yacón	Cultivated	Blood and cardio-vascular system	High pressure	Ro	If	Or	1	
			Reproductive system and reproductive health	Fertility	Ro	If	Or	1	
			Endocrine system	Diabetes	Ro	Dc, Fs, If, Jc	Or	20	
<i>Sonchus asper</i> (L.) Hill (FC739)	Cashacerra ja	Wild	Pregnancy, birth and puerperium	Breastfeeding	Ep	Fs	Wh	1	
			Respiratory system	Cough	Lf	If	Or	1	
<i>Sonchus oleraceus</i> (L.) L. (FC740)	Cerraja	Wild	Reproductive system and reproductive health	Menstruation disorders	Lf	If, Ml	Or	2	
			Pregnancy, birth and puerperium	Postpartum	Lf	If	Bt	1	
			General ailments with unspecific symptoms	Fever	Lf	If	Bt, Or	2	
<i>Stevia rebaudiana</i> (Bertoni) Bertoni (no voucher specimen)	Estevia	Cultivated	Endocrine system	Diabetes	Lf	Dc, If	Or	16	
			Digestive system	Stomach cramps	Lf	If	Or	1	
<i>Tagetes elliptica</i> Sm. (FC754)	Marisaccha , maríasacha	Cultivated	Cultural diseases and disorders	Aire, malaire	Lf	If	Bt	2	
				Susto, espanto	Lf	If	Bt	1	
				Tacsho	Lf	Fs	Bt	1	
				Pulsario	Lf	Ml	Pl	1	
				Fever	Lf	Fm	Kn	1	
				Postpartum	Lf	If	Or	1	
				Ritual and magic uses	Negative vibes	Lf	If	Bt	1
				Curse	Lf	Ml	Bt	1	

Scientific name (voucher)	Vernacular name	Status	Category	Subcategory	Plant Part	Preparation	Mode of administration	Informants	
<i>Tagetes erecta</i> L. (FC757)	Ayarrosa, rosa de los muertos	Wild	Sensory system	Bring good luck	Lf	Dc	Bt	1	
				Visual disorders	Lf	If	Bt	1	
				Cultural diseases and disorders	Fl, Lf	Dc, Fs, If	Bt, Kn	3	
				Tacsho	Ep, Fl, Lf	Fs, If	Bt	4	
				Infections and infestations	Lf	MI	Pl	1	
				Digestive system	Fl	If	Or	1	
				Ritual and magic uses	Fl	Fs	Bt	1	
<i>Tagetes filifolia</i> Lag. (FC736)	Anís de sierra	Wild	Pregnancy, birth and puerperium Dental health	Bring good luck	Fl	Fs	Bt	1	
				Birth	Ep, Lf	If	Or	13	
				Toothache	Lf, Sd	Fs, If	Bt, Or	2	
				Blood and cardio-vascular system	Ep, Lf	If	Or	2	
				Digestive system	Stomach cramps	Ep, Lf	Dc, If	Or	44
				Diarrhoea	Lf	If	Or	4	
				Stomach pain	Ep, Lf	If	Or	5	
				Hepatitis	Ep	Dc	Or	1	
				Stomach infection	Ep, Lf	Dc, If	Or	2	
				Reproductive system and reproductive health	Lf	If	Or	1	
				Sensory system	Visual disorders	Lf	Dc	Or	1
				Postpartum	Lf	If	Bt	1	
				<i>Tanacetum parthenium</i> (L.) Sch. Bip. (FC738)	Callimanza nilla	Wild	Pregnancy, birth and puerperium General ailments with unspecific symptoms General ailments with unspecific symptoms Respiratory system	Fever	Lf
General malaise	Ep	If	Bt					1	
Flu	Ep, Lf	Dc, Fm, If	Bt, Kn, Or					11	
Cough	Lf	Fm	Or					1	

Scientific name (voucher)	Vernacular name	Status	Category	Subcategory	Plant Part	Preparation	Mode of administration	Informants
			Digestive system	Hepatitis	Lf	If	Or	1
<i>Taraxacum officinale</i> (L.) Weber ex F.H. Wigg (FC745)	Diente de león, amargón	Wild	Pregnancy, birth and puerperium	Abortive	Lf	Dc	Or	1
			Other uses	Hair loss	Lf	If	Bt	1
			General ailments with unspecific symptoms	Fever	Ep	Dc	Or	2
			Digestive system	Gastric ulcers	Lf	If	Or	2
<i>Tessaria integrifolia</i> Ruiz & Pav. (FC756)	Pájaro bobo	Wild	General ailments with unspecific symptoms	General malaise	Lf	Fs	Bt	1
			Urinary system	Kidney disorders, emollient, diuretic	Lf	Dc	Or	1
<i>Vernonanthura patens</i> (Kunth) H. Rob. (FC742)	Cosomo, cosmo	Wild	Digestive system	Diarrhoea	Lf	If	Or	1
<i>Vernonia scorpioides</i> (Lam.) Pers. (FC747)	Gulgul	Wild	Muscular- skeletal system	Joint sprains	Bk	Fs	Kn	1
			Skin and subcutaneous tissue	UTA, leishmaniasis	Lf	Fs	Pl	1
<i>Zinnia peruviana</i> (L.) L (no voucher specimen)	Chinita y cholino	Cultivated	Reproductive system and reproductive health	Fertility	Fr, Lf	If	Or	4
Convolvulaceae								
<i>Ipomoea alba</i> L. (FC765)	Acniuca blanca	Wild	Sensory system	Visual disorders	Ap	Dc	Bt	1
<i>Ipomoea batatas</i> (L.) Lam. (FC766)	Camote	Cultivated	Pregnancy, birth and puerperium	Breastfeeding	Bd, Lf, Lx. Ro	Dc, Fs, If	Or, Pl	9
			Skin and subcutaneous tissue	Feet fungus	Ro	Dc	Bt	1
Crassulaceae								
<i>Kalanchoe pinnata</i> (Lam.) Pers. (FC767)	Hoja del aire, pimpinela	Wild	Infections and infestations	Malaria	Lf	If	Or	1
Cucurbitaceae								
<i>Citrullus lanatus</i> (Thunb.) Matsum. & Nakai (FC772)	Sandía	Cultivated	Urinary system	Kidney disorders, emollient, diuretic	Fr	Fs	Or	2
			General ailments with	Headache	Fr	Fs	Or	1

Scientific name (voucher)	Vernacular name	Status	Category	Subcategory	Plant Part	Preparation	Mode of administration	Informants
<i>Cucumis melo</i> L. (FC770)	Melón	Cultivated	unspecific symptoms Urinary system	Kidney disorders, emollient, diuretic	Fr	Fs	Or	1
<i>Cucumis sativus</i> L. (FC771)	Pepinillo	Cultivated	Blood and cardio-vascular system	High pressure	Fr	Fs, Ml	Or	3
				Hemorrhoids	Fr	Fs, Ml	Kn, Or	2
			Skin and subcutaneous tissue	Acne	Fr	Fs	Bt, Kn, Or, Pl	5
				Burns	Fr	Fs	Bt, Pl	3
			Digestive system	Diarrhoea	Fr	Fs, If	Or	3
			Pregnancy, birth and puerperium	Birth	Fr	Fs	Or	1
			Endocrine system	Diabetes	Fr	Fs	Or	1
			Metabolic system and nutrition	Weight loss	Fr	Fs, If, Ml	Or	6
			Sensory system	Visual disorders	Fr	Fs	Ew	1
<i>Cucurbita ficifolia</i> Bouché (FC769)	Chiclayo, calabaza	Cultivated	Cultural diseases and disorders	Tijte	Lf	Wm	Bt	1
				Antimonia, gentil, viejo, antiguo	Sd	Fs	Bt	1
			Digestive system	Intestinal parasites	Sd	Dc, Ml	Or	2
				Laxative	Sd	Wm	Or	1
			General ailments with unspecific symptoms	Fever	Lf	Dc, Fs, If	Bt	4
			Reproductive system and reproductive health	Fertility	Lf	If	Or	1
			Urinary system	Prostate disorders	Bd	If	Or	1
			Pregnancy, birth and puerperium	Postpartum	Lf	If	Bt	1
				Breastfeeding	Sd	Wm	Or	1

Scientific name (voucher)	Vernacular name	Status	Category	Subcategory	Plant Part	Preparation	Mode of administration	Informants				
<i>Cucurbita maxima</i> Duchesne (FC773)	Zapallo, zapayo	Cultivated	Cultural diseases and disorders	Antimonia, gentil, viejo, antiguo	Sd	Fs	Bt	1				
				Reproductive system and reproductive health	Fertility	Sd	If	Or	1			
				Menstruation disorders	Lf	If	Or	1				
				Digestive system	Intestinal parasites	Sd, Lf	Dc, Fs, If, Ml, Wm	Or	32			
				Digestive system	Laxative	Sd	If, Ml	Or, Pl	5			
				Nervous system and mental health	Insomnia	Fr	Fs	Or	1			
				Endocrine system	Diabetes	Lf	Dc	Or	1			
				Pregnancy, birth and puerperium	Abortive	Fr	Dc	Or	1			
				<i>Cyclanthera pedata</i> (L.) Schard. (FC768)	Caigua, cayua	Cultivated	Blood and cardio-vascular system	High pressure	Fr	Jc	Or	1
								Cultural diseases and disorders	Antimonia, gentil, viejo, antiguo	Sd	Fs	Bt
Endocrine system	Diabetes	Fr	Ml					Bt, Or, Pl	1			
Sensory system	Hearing disorders	Lf	Jc, Ml, Wm					Or	57			
Visual disorders	Fr, Lf	Fs, Ml	Bt, Ew, Or					5				
<i>Sicana odorifera</i> (Vell.) Naudin (no voucher specimen)	Secana	Cultivated, wild	Reproductive system and reproductive health	Menstruation disorders	Fr	Dc	Or	1				
				Menopause	Fr, Lf	If	Or	2				
Cupressaceae <i>Cupressus</i> <i>sempervirens</i> L. (FC774)	Ciprés	Cultivated	Respiratory system	Flu	Lf	If	Or	1				
Equisetaceae <i>Equisetum bogotense</i> Kunth (FC775)	Cola de caballo	Wild	Digestive system	Stomach cramps Diarrhoea	Lf, Ro Lf	Dc Dc	Or Or	2 1				

Scientific name (voucher)	Vernacular name	Status	Category	Subcategory	Plant Part	Preparation	Mode of administration	Informants
			Dental health	Toothache	Ep	Dc	Gg	1
			Other uses	Cancer	Ep	Dc	Or	1
			Reproductive system and reproductive health	Menstruation disorders	Lf	If	Or	1
				Vaginal infection	Ep	If	Or	1
			Skin and subcutaneous tissue	Wounds, healing	Ep	Dc, If	Bt	3
			Urinary system	Kidney disorders, emollient, diuretic	Ep, Lf	Dc, If	Or	117
				Prostate disorders	Ep, Lf	Dc, If	Or	9
Erythroxylaceae <i>Erythroxylum coca</i> Lam. (FC776)	Coca	Cultiv ated	Blood and cardio-vascular system	Low pressure	Lf	If	Or	2
			Cultural diseases and disorders	Antimonia, gentil, viejo, antiguo	Lf, Sd	Dc, Dd, Fs, If, Ml	Bt, Kn, Or	10
				Susto, espanto	Lf	Dc, Fs, If, Ml	Bt, Or, Pl	11
				Tacsho	Lf	Fs, If	Bt, Or	2
				Pulsario	Lf	If	Or	1
			Dental health	Toothache	Lf	Dc, Fs, f, Ml	Bt, Or, Kn	14
			Digestive system	Stomach cramps	Lf	Dc, If	Or	22
				Diarrhoea	Lf	Fs, If	Or	4
				Stomach pain	Lf	If	Or	2
			Endocrine system	Diabetes	Lf	If	Or	1
			Urinary system	Kidney disorders, emollient, diuretic	Lf	Dd	Or	1

Scientific name (voucher)	Vernacular name	Status	Category	Subcategory	Plant Part	Preparation	Mode of administration	Informants
			Infections and infestations	UTA, leishmaniasis	Lf	If	Bt	1
				Malaria	Lf	If	Or	1
			Muscular- skeletal system	Rheumatism	Lf	MI	Pl	1
			Pregnancy, birth and puerperium	Birth	Lf	Dc, Dd, If	Or	19
				Postpartum	Lf	If	Bt	1
			Reproductive system and reproductive health	Menstruation disorders	Lf	If	Or	2
Euphorbiaceae								
<i>Aleurites moluccanus</i> (L.) Willd. (no voucher specimen)	Nuez de la India	Cultiv ated	Metabolic system and nutrition	Weight loss	Sd	Ddc	Or	1
<i>Croton perspicuosus</i> Croizat (no voucher specimen)	Sangre de grado	Wild	Other uses	Cancer	Bk, Lx	Fs, Jc	Or	2
			Digestive system	Gastric ulcers	Lx	Fs, If	Or, Pl	16
				Diarrhoea	Lx	Fs, If	Or	5
			Reproductive system and reproductive health	Menstruation disorders	Lx	Ffs	Or, Kn	6
			Skin and subcutaneous tissue	Wounds, healing	Lx	Fs	Bt, Pl	6
			Urinary system	Burns	Lx	Fs	Bt	2
				Prostate disorders	Lx	Fs	Or	1
<i>Euphorbia laurifolia</i> Juss. ex Lam. (FC779)	Lechecaspi , nunumia	Wild	Infections and infestations	Chickenpox	Lx	Fs	Kn	1
				UTA, leishmaniasis	Ep	MI	Bt	1
			Pregnancy, birth and puerperium	Breastfeeding	Lf, Lx	Fs	Pl, Wh	4
<i>Euphorbia umbellata</i> (Pax) Bruyns (no voucher specimen)	Planta de la vida	Cultiv ated	Other uses	Cancer	Lx	If	Or	1
			Digestive system	Hepatitis	Lx	If	Or	1
<i>Euphorbia pulcherrima</i> Willd. ex Klotzsch (no voucher specimen)	Flor de pascua	Cultiv ated	Cultural diseases and disorders	Antimonia, gentil, viejo, antiguo	Lf	Fs	Bt	1
<i>Jatropha curcas</i> L. (FC780)	Piñón, piñones	Wild	Digestive system	Laxative	Sd	Fs, If, MI	Or	3

Scientific name (voucher)	Vernacular name	Status	Category	Subcategory	Plant Part	Preparation	Mode of administration	Informants
<i>Jatropha macrantha</i> Müll. Arg. (FC777)	Huanarpo macho	Wild	Reproductive system and reproductive health	Aphrodisiac	Ep, Fr, Lf, Ro	Dc, Fm, If	Or	6
<i>Manihot esculenta</i> Crantz (FC781)	Yuca	Cultiv ated	Cultural diseases and disorders Digestive system	Fertility	Lx	Fs	Bt	1
				Tijte				
				Intestinal parasites Diarrhoea				
<i>Plukenetia volubilis</i> L. (no voucher specimen)	Sacha inchi	Cultiv ated	Digestive system	Laxative	Sd	Fs	Or	1
<i>Ricinus communis</i> L. (FC778)	Higuerilla	Wild	Digestive system	Stomach cramps	Sd	Oi	Or	1
				Liver disorders				
				Laxative				
				Skin and subcutaneous tissue				
Gentianaceae <i>Macrocarpaea</i> <i>revoluta</i> Gilg (FC782)	Tola	Wild	Cultural diseases and disorders Infections and infestations Digestive system	Tijte	Lx	Fs	Pl	1
				UTA, leishmaniasis				
				Diarrhoea				
Geraniaceae <i>Geranium stuebelii</i> Hieron. (FC783)	Andacush ma, tibshilla	Wild	Infections and infestations	UTA, leishmaniasis	Lf	If	Pl	1
<i>Pelargonium roseum</i> Willd. (FC784)	Geranio	Cultiv ated	Respiratory system	Cough	Lf	If	Gg	1
			Digestive system	Diarrhoea				
			Skin and subcutaneous tissue	Feet fungus				
Hypericaceae <i>Hypericum laricifolium</i> Juss. (FC785)	Chinchang o	Wild	Cultural diseases and disorders	Tijte	Ep	If	Bt	1
Juglandaceae <i>Juglans neotropica</i> Diels (FC786)	Nogal	Wild	Respiratory system	Flu	Lf	If	Or	1
			Urinary system	Prostate disorders				

Scientific name (voucher)	Vernacular name	Status	Category	Subcategory	Plant Part	Preparation	Mode of administration	Informants
			Other uses	Hair loss	Bd, Fr, Lf	Dc, Fm, Fs, If	Bt, Kn	11
			Pregnancy, birth and puerperium	Postpartum	Lf	Dc	Or	1
			Abortive	Abortive	Lf	If	Bt	1
			Endocrine system	Diabetes	Lf	If	Or	3
Lamiaceae								
<i>Clinopodium sericeum</i> (C. Presl ex Benth) Govaerts (FC793)	Romero de monte, romerillo	Wild	Other uses	Hair loss	Ep	If	Bt	1
<i>Lepechinia meyenii</i> (Walp.) Epling (FC795)	Salvia blanca	Wild	Respiratory system	Flu	Fl, Lf	Dc, If	Or	3
			Nervous system and mental health	Insomnia	Lf	If	Or	1
<i>Melissa officinalis</i> L. (FC797)	Toronjil	Cultiv ated	Blood and cardio-vascular system	High pressure	Ep, Lf	If	Or	5
			Cultural diseases and disorders	Susto, espanto	Lf	If	Or	1
			Digestive system	Stomach cramps	Lf	If	Or	2
			Nervous system and mental health	Sadness	Lf	If	Or	10
			Pregnancy, birth and puerperium	Birth	Lf	If	Or	7
			Reproductive system and reproductive health	Menopause	Lf	If	Or	1
<i>Mentha piperita</i> L. (FC789)	Menta	Cultiv ated	Blood and cardio-vascular system	Low pressure	Lf	If	Or	2
			Dental health	Toothache	Lf	Fs	Or	2
			Digestive system	Intestinal parasites	Lf	Fs	Or	1
				Stomach cramps	Lf	If	Or	18
				Stomach pain	Lf	If	Or	1
				Diarrhoea	Lf	If	Or	1
			Infections and infestations	Insect bite	Lf	Fs	Kn	1
			Nervous system and mental health	Insomnia	Lf	If	Or	1

Scientific name (voucher)	Vernacular name	Status	Category	Subcategory	Plant Part	Preparation	Mode of administration	Informants
<i>Mentha spicata</i> L. (FC788)	Hierbabuen a	Cultiv ated	Pregnancy, birth and puerperium	Birth	Lf	If	Or	2
			Reproductive system and reproductive health	Menstruation disorders	Lf	If	Or	5
			Respiratory system	Menopause	Lf	If	Or	1
				Flu	Lf	Dc, If	Or	6
			Dental health	Toothache	Lf	Dc	Gg	1
			Digestive system	Intestinal parasites	Ep, Lf	Dc, Fs, If, Ml	Or, Vp	90
				Stomach cramps	Lf	If	Or	2
				Diarrhoea	Lf	If	Or	1
				Stomach infection	Lf	If	Or	1
				Laxative	Lf	Dc, If	Or	2
				General ailments with unspecific symptoms	Lf	If	Or	1
				Headache	Lf	Dc	Or	1
				Infections and infestations	Ep, Lf	If, Ml	Kn, Or, Pl	4
				Reproductive system and reproductive health	Lf	Ml	Kn	1
				Skin and subcutaneous tissue	Lf	Ml	Pl	1
	Reproductive system and reproductive health	Lf	Dc	Or	1			
<i>Minthostachys mollis</i> (Benth.) Griseb. (FC791)	Poleo, ayamancha na, muña	Wild	Dental health	Toothache	Lf	Ml	Or	1
			Cultural diseases and disorders	Tacsho	Ep, Lf	Dc, Fs, If, Ml	Bt, Kn, Or, Vp	218

Scientific name (voucher)	Vernacular name	Status	Category	Subcategory	Plant Part	Preparation	Mode of administration	Informants	
<i>Ocimum basilicum</i> L. (FC787)	Albahaca	Cultivated	Cultural diseases and disorders	Susto, espanto	Lf	Dc, If	Bt, Or, Pl	25	
				Aire, malaire	Ep, Lf	Fs, If, Ml	Bt, Or	18	
				Antimonia, gentil, viejo, antiguo	Lf	Fs	Bt	1	
				Infections and infestations	Lice	Ep	Ml	Bt	1
				Blood and cardio-vascular system	Insect bite	Lf	Fs, Ml	Kn, Pl	2
					Fleas	Lf	Ml	Or	1
				Other uses	Hemorrhoids	Lf	If	Or	1
					Cancer	Lf	If	Or	2
				Ritual and magic uses	Curse	Lf	If	Bt	1
				Muscular-skeletal system	Rheumatism	Lf	Fm, Fs, If, Ml, Wm	Bt, Kn	4
				Respiratory system	Flu	Lf	If	Or	4
				Urinary system	Prostate disorders	Lf	If	Or	1
				Reproductive system and reproductive health	Menstruation disorders	Lf	If	Or	1
				Nervous system and mental health	Insomnia	Lf	If	Or	1
				Endocrine system	Diabetes	Lf	Dc, If	Or	2
				Cultural diseases and disorders	Susto, espanto	Lf	If	Or	1
					Blood and cardio-vascular system	Anemia	Fr, Lf	Fs, Ml	Or
Reproductive system and reproductive health	Menstruation disorders	Lf	If	Or	2				
Ritual and magic uses	Negative vibes	Lf	If	Bt	1				

Scientific name (voucher)	Vernacular name	Status	Category	Subcategory	Plant Part	Preparation	Mode of administration	Informants
<i>Origanum vulgare</i> L. (FC790)	Orégano	Cultivated	Pregnancy, birth and puerperium	Birth	Lf	If	Or	6
				Abortive	Ep	If	Or	1
			Digestive system	Intestinal parasites	Lf	Fs, If	Or	2
				Stomach cramps	Lf	If	Or	3
			Reproductive system and reproductive health	Menstruation disorders	Ep, Lf	Dc, If	Bt, Kn, Or	40
			Digestive system	Stomach cramps	Ep, Lf	If	Or	100
				Stomach pain Abortive	Lf	If	Or	8
<i>Rosmarinus officinalis</i> L. (FC792)	Romero de Castilla	Cultivated	Pregnancy, birth and puerperium		Ep, Lf	Dc, Fm, If, Ml	Or	6
			Pregnancy, birth and puerperium	Birth	Lf, Ro	If	Or	6
			Cultural diseases and disorders	Aire, malaire	Eep, Lf	Fm, If	Bt, Kn, Vp	3
				Susto, espanto	Lf	Fm	Bt	1
				Tacsho	Lf	Fm	Pl	1
			Blood and cardio-vascular system	Hemorrhoids	Lf	Fm	Pl	1
			Digestive system	Stomach cramps	Lf	Fm	Or	1
			Ritual and magic uses	Negative vibes	Lf	Fm	Bt	1
			Muscular- skeletal system	Rheumatism	Lf	Fm	Bt	1
			Other uses	Hair loss	Ep, Lf	Fm, If	Bt	9
<i>Salvia hispanica</i> L. (FC432)	Chía	Cultivated	Reproductive system and reproductive health	Fertility	Fr	Fm	Or	1
			Skin and subcutaneous tissue	Feet fungus	Lf	Fm	Bt	1
			Metabolic system and nutrition	Weight loss	Sd	Dc, If, Jc	Or	5
	Other uses	Cancer	Sd	Jc	Or	1		

Scientific name (voucher)	Vernacular name	Status	Category	Subcategory	Plant Part	Preparation	Mode of administration	Informants
			Blood and cardio-vascular system	Hemorrhoids	Sd	Dc	Or	1
<i>Salvia macrophylla</i> Benth. (FC794)	Salvia azul	Wild	Digestive system	Diarrhoea	Lf	If	Or	1
<i>Stachys arvensis</i> (L.) L. (FC796)	Subsacha	Cultiv ated	Digestive system	Stomach cramps	Ep, Lf	Dc, If	Or	28
				Diarrhoea	Ep, Lf	Dc, If	Or	15
				Stomach pain	Lf	If	Or	1
				Stomach infection	Lf	If	Or	2
				Laxative	Lf	If	Or	1
				Pregnancy, birth and puerperium	Lf	If	Or	2
<i>Thymus</i> sp. (no voucher specimen)	Tomillo	Cultiv ated	Digestive system	Skin and subcutaneous tissue	Lf	If	Or	1
				Reproductive system and reproductive health	Lf	If	Or	1
				Diarrhoea	Lf	If	Or	1
				Stomach cramps	Lf	If	Or	1
Lauraceae <i>Cinnamomum verum</i> J. Presl (FC798)	Canela	Cultiv ated	Dental health	Toothache	Bk	Ml	Pl	2
				Pregnancy, birth and puerperium	Bk	If	Or	2
				Metabolic system and nutrition	Bk	Dc, If	Or	2
				Blood and cardio-vascular system	Bk	If	Or	1
				Reproductive system and reproductive health	Bk	If	Or	2
<i>Nectandra discolor</i> (Kunth) Nees (FC799)	Ishpingo, roble	Wild	Digestive system	Diarrhoea	Bk	If	Or	1
				Respiratory system	Lf	If	Or	1
				Cultural diseases and disorders	Lf	Dc	Or	1
<i>Persea americana</i> Mill. (FC801)	Palta	Cultiv ated	Cultural diseases and disorders	Antimonia, gentil, viejo, antiguo Aire, malaire	Lf	If	Kn	1

Scientific name (voucher)	Vernacular name	Status	Category	Subcategory	Plant Part	Preparation	Mode of administration	Informants
			Digestive system	Diarrhoea	Sd	Dc, If	Or	7
				Stomach cramps	Sd	If	Or	1
				Liver disorders	Sd	If	Or	1
			Other uses	Hair loss	Fr, Sd	Rt	Bt, Kn, Pl	14
				Cancer	Sd	If	Or	1
			Dental health	Toothache	Lf	Fs	Bt	1
			Muscular- skeletal system	Joint sprains	Lf	Fs	Pl	1
			Blood and cardio-vascular system	Hemorrhoids	Sd	If	Or	2
			Pregnancy, birth and puerperium	Abortive	Sd	If	Or	1
			Reproductive system and reproductive health	Aphrodisiac	Fr	Fs	Or	1
			Sensory system	Visual disorders	Lf	If	Pl	1
			Skin and subcutaneous tissue	Feet fungus	Sd	Dc	Or	1
			Urinary system	Kidney disorders, emollient, diuretic	Sd	If	Or	1
<i>Persea subcordata</i> (Ruiz & Pav.) Nees (FC800)	Junjul, junjuli, paccacuna	Wild	Muscular- skeletal system	Joint sprains	Bk, Lf	Fs, Ml, Wm	Bt, Kn, Pl	12
				Rheumatism	Bk	Ml	Pl	1
Leguminosae <i>Arachis hypogaea</i> L. (FC812)	Maní	Cultiv ated	Reproductive system and reproductive health	Aphrodisiac	Fr	Fs	Or	1
<i>Caesalpinia spinosa</i> (Molina) Kuntze (FC818)	Tara, taya	Wild	Cultural diseases and disorders	Tijte	Lx	Fs	Bt	1
			Infections and infestations	UTA, leishmaniasis	Fr	Dc, Dd, Ml	Bt, Kn, Pl	4
			Digestive system	Diarrhoea	Fr	If	Or	1
			Dental health	Toothache	Ffr	Dc	Gg	1

Scientific name (voucher)	Vernacular name	Status	Category	Subcategory	Plant Part	Preparation	Mode of administration	Informants
			Skin and subcutaneous tissue	Feet fungus	Fr	Dc, Ml	Bt, Kn	3
				Wounds, healing	Fr	Ml	Kn	1
			Respiratory system	Tonsillitis	Fr, Lf, Sd	If	Gg, Or	38
				Cold	Lf	If	Gg	1
				Flu	Sd	Dc	Or	1
<i>Campsiandra angustifolia</i> Benth. (no voucher specimen)	Huacapura na	Cultiv ated	Digestive system	Intestinal parasites	Lf	If	Or	1
<i>Cicer arietinum</i> L. (no voucher specimen)	Garbanzo	Cultiv ated	Blood and cardio-vascular system	Anemia	Fr	Dc	Or	1
<i>Copaifera langsdorffii</i> Desf. (no voucher specimen)	Copaiba	Cultiv ated, Wild	Other uses	Cancer	Fr	Oi	Or	1
			Digestive system	Diarrhoea	Bk	Oi	Or	1
<i>Crotalaria retusa</i> L. (no voucher specimen)	Espanta muertos	Wild	Cultural diseases and disorders	Tacsho	Lf	Fs	Bt	1
<i>Desmodium molliculum</i> (Kunth) DC. (FC815)	Pie de perro	Wild	Reproductive system and reproductive health	Menstruation disorders	Lf	Dc	Or	1
			Digestive system	Gastric ulcers	Lf	Ml	Or	1
			General ailments with unspecific symptoms	General malaise	Lf	If	Or	1
			Other uses	Cancer	Ep	Dc	Or	1
			Skin and subcutaneous tissue	Wounds, healing	Lf	Dc	Bt	1
			Urinary system	Kidney disorders, emollient, diuretic	Ep, Lf	Dc, If	Or	65
<i>Erythrina edulis</i> Micheli (FC814)	Pajuro	Cultiv ated	Blood and cardio-vascular system	Anemia	Fr	Dc	Or	1
			Pregnancy, birth and puerperium	Birth	Lf	If	Or	1
				Postpartum	Lf	If	Bt	1
			Cultural diseases and disorders	Pulsario	Bd, Lf	Fs	Bt	2

Scientific name (voucher)	Vernacular name	Status	Category	Subcategory	Plant Part	Preparation	Mode of administration	Informants	
<i>Glycine max</i> (L.) Merr. (FC558)	Soya	Cultivated	Muscular-skeletal system	Aire, malaire	Lf	Fs	Bt	1	
			Pregnancy, birth and puerperium	Breastfeeding	Fr	Dc, Jc	Or	2	
			Reproductive system and reproductive health	Birth Menopause	Fr Fr	Dc Dc, Jc, Ml	Or Or	1 10	
<i>Glycyrrhiza glabra</i> L. (no voucher specimen).	Regaliz	Wild	Skin and subcutaneous tissue	Feet fungus	Ep	Ml	Kn		
<i>Inga ingoides</i> (Rich.) Willd. (FC809)	Guaba	Wild	Endocrine system	Diabetes	Fr	Fs	Or	2	
<i>Lens culinaris</i> Medik. (no voucher specimen)	Lenteja	Cultivated	Cultural diseases and disorders	Susto, espanto	Lf	Dc	Or	1	
			Blood and cardio-vascular system	Anemia	Fr	Dc	Or	3	
<i>Lupinus exochus</i> C.P. Sm. (FC806)	Chocho de antimonía, chocho del abuelo	Wild	Cultural diseases and disorders	Antimonia, gentil, viejo, antiguo	Fr, Lf	Dc, If	Bt	2	
<i>Lupinus mutabilis</i> Sweet. (FC805)	Chocho	Cultivated	Infections and infestations	Susto, espanto	Fr	If	Bt	1	
				Chickenpox	Fr	Dc, Ml	Bt	2	
				Chicken pest	Fr	Dc	Or	1	
				Fleas	Fr	Dc	Bt	1	
<i>Medicago sativa</i> L. (FC802)	Alfalfa	Cultivated	General ailments with unspecific symptoms	Fever	Sd	Ml	Pl	1	
				Blood and cardio-vascular system	Anemia	Ep, Fr, Lf	If, Jc, Ml	Or	40
				Respiratory system	Flu	Lf	Ml	Or	1
				Reproductive system and reproductive health	Menstruation disorders	Lf, Rro	Dc, If, Ml	Or	6
				Urinary system	Prostate disorders	Lf	Ml	Or	1
<i>Ormosia coccinea</i> (Aubl.)Jacks. (no voucher specimen)	Huayruro	Wild	Pregnancy, birth and puerperium	Breastfeeding	Lf	If	Or	2	
			Ritual and magic uses	Bring good luck	Sd	Fs	Nn	2	
				Negative vibes	Sd	Fs	Nn	1	

Scientific name (voucher)	Vernacular name	Status	Category	Subcategory	Plant Part	Preparation	Mode of administration	Informants
<i>Otholobium mexicanum</i> (L.f.) J.W. Grimes (FC807)	Culén chico	Wild	Cultural diseases and disorders	Tacsho	Lf	Fs	Bt	1
			Digestive system	Stomach cramps	Lf	If	Or	3
			General ailments with unspecific symptoms	Diarrhoea	Lf	If	Or	13
				Fever	Lf	If	Or	1
<i>Phaseolus lunatus</i> L. (no voucher specimen)	Pallar	Cultiv ated	Pregnancy, birth and puerperium	Birth	Lf	If	Or	1
			Skin and subcutaneous tissue	Burns	Lf	Fs	Kn	1
<i>Phaseolus pachyrrhizoides</i> Harms (FC810)	Habilla	Cultiv ated	General ailments with unspecific symptoms	Fever	Lf	If	Bt	1
			Digestive system	Laxative	Lf	MI	Or	1
			Sensory system	Hearing disorders	Lf	MI	Bt	1
			Sensory system	Visual disorders	Lf	MI	Ew	1
<i>Phaseolus vulgaris</i> L. (FC808)	Frejol	Cultiv ated	Skin and subcutaneous tissue	Burns	Lf	Fs, MI	Kn, PI	2
			Pregnancy, birth and puerperium	Birth	Bd, Lf	If	Or	1
			Infections and infestations	Chickenpox	Fr	MI	PI	1
			Blood and cardio-vascular system	Anemia	Fr	Dc	Or	2
			Endocrine system	Diabetes	Bk, Fr	Dc	Or	3
<i>Pisum sativum</i> L. (FC803)	Arveja	Cultiv ated	Muscular- skeletal system	Joint sprains	Bk	Dc	PI	1
			Infections and infestations	Chickenpox	Fr	Dc, MI	Bt, PI	2
<i>Prosopis pallida</i> (Willd.) Kunth (FC811)	Huarango, algarrobo	Wild	Other uses	Hair loss	St	Dc	Bt	1
<i>Robinia pseudoacacia</i> L. (no voucher specimen)	Flor blanca	Cultiv ated	Cultural diseases and disorders	Susto, espanto	Lf	Dc	Bt	1
			Infections and infestations	Chickenpox	Fl	Fs	Bt	1

Scientific name (voucher)	Vernacular name	Status	Category	Subcategory	Plant Part	Preparation	Mode of administration	Informants
			Blood and cardio-vascular system	High pressure	Fl	Ml	Or	1
			Reproductive system and reproductive health	Menopause	Fl	If	Or	4
<i>Senna bicapsularis</i> (L.) Roxb. (FC364)	Sen, mutuy	Wild	Digestive system	Laxative	Lf	Dc, If	Or	12
				Intestinal parasites	Lf	If	Or	2
<i>Senna multiglandulosa</i> (Jacq.) H.S. Irwin & Barneby (FC813)	Mutuy, muteo	Wild	Cultural diseases and disorders	Susto, espanto	Bd, Lf	If	Bt, Or	2
<i>Spartium junceum</i> L. (FC816)	Retama	Wild	Digestive system	Hepatitis	Fl, Lf	Dc, If	Bt, Or	50
			Infections and infestations	Chickenpox	Fl, Lf	Dc, If	Bt, Or	2
				Malaria	Ep	Dc	Bt	1
<i>Tamarindus indica</i> L. (FC817)	Tamarindo	Cultivated	Digestive system	Laxative	Fr	Jc	Or	1
				Intestinal parasites	Ffr	Jc	Or	1
			Endocrine system	Diabetes	Fr	Ml	Or	1
<i>Tephrosia sinapou</i> (Buc'hoz) A. Chev. (FC804)	Bardasco	Wild	Infections and infestations	Lice	Lf	Ml	Kn	1
<i>Trifolium repens</i> L. (FC819)	Trébol	Wild	Ritual and magic uses	Bring good luck	Lf	Fs	Nn	1
Liliaceae								
<i>Lilium longiflorum</i> Thunb. (FC820)	Azucena, azucena	Cultivated	General ailments with unspecific symptoms	Headache	Fr	Fs	Kn	1
			Nervous system and mental health	Sadness	Fl	If	Or	2
			Reproductive system and reproductive health	Fertility	Fr	If	Or	1
Linaceae								
<i>Linum usitatissimum</i> L. (FC821)	Linaza	Cultivated	Metabolic system and nutrition	Weight loss	Sd	Dc, If	Or	2
			Digestive system	Diarrhoea	Sd	Dc, Jc	Or	3
			Pregnancy, birth and puerperium	Birth	Sd	Dc	Or	3
			Urinary system	Kidney disorders,	Ssd	Dc, If	Or	22

Scientific name (voucher)	Vernacular name	Status	Category	Subcategory	Plant Part	Preparation	Mode of administration	Informants
				emollient, diuretic				
Loasaceae <i>Nasa cuatrecasasii</i> Weigend (FC822)	Ortiga blanca	Wild	Reproductive system and reproductive health	Menstruation disorders	Sd	Ml	Or	1
Lythraceae <i>Cuphea ciliata</i> Ruiz & Pav. (FC823)	Chinchimal	Wild	Urinary system	Kidney disorders, emollient, diuretic	Lf	Dc	Or	1
<i>Punica granatum</i> L. (FC824)	Granada	Cultiv ated	Digestive system	Diarrhoea	Lf	Dc	Or	1
Malpighiaceae <i>Bunchosia armeniaca</i> (Cav.) DC. (no voucher specimen)	Cansaboca	Cultiv ated	Pregnancy, birth and puerperium	Postpartum	Lf	Dc	Or	1
Malvaceae <i>Fuertesimalva</i> <i>leptocalyx</i> (Krapov.) Fryxell (FC831)	Malva Wild	Wild	Infections and infestations	Malaria	Lf	If	Or	1
<i>Gossypium hirsutum</i> L. (FC825)	Algodón	Cultiv ated	Infections and infestations	UTA, leishmaniasis	Sd	Wm	Pl	1
			Sensory system	Hearing disorders	Sd	Fs	Bt	1
			Cultural diseases and disorders	Aire, malaire	Sd	Fs	Bt, Pl	3
				Antimonia, gentil, viejo, antiguo	Sd	Fs	Bt	1
<i>Heliocarpus</i> <i>americanus</i> L. (FC832)	Yansabalsa , yansakiri	Wild	Pregnancy, birth and puerperium	Tacsho Birth	Sd Bk	If If	Or Or	1 1
			Digestive system	Diarrhoea	Bk	If	Or	1
<i>Malva arborea</i> (L.) Webb & Berthel. (FC830)	Malva Cultivated	Cultiv ated	Blood and cardio-vascular system	Hemorrhoids	Lf	Dc	Vp	1
			Reproductive system and reproductive health	Menstruation disorders	Lf	If	Or	1
			Digestive system	Stomach cramps	Lf	If	Or	1
				Diarrhoea	Lf	If	Or	1
				Laxative	Lf	Dc, If	Or	6
			General ailments with	Fever	Lf	Dc	Bt	1

Scientific name (voucher)	Vernacular name	Status	Category	Subcategory	Plant Part	Preparation	Mode of administration	Informants
<i>Malvastrum tomentosum</i> (L.) S.R. Hill (FC826)	Angusacha , ancosacha, lancosacha, yator	Wild	unspecific symptoms					
			Sensory system	Visual disorders	Lf	Dc, If	Bt	2
			Urinary system	Prostate disorders	Lf	If	Or	1
			Pregnancy, birth and puerperium	Kidney disorders, emollient, diuretic	Ep, Lf	Dc, If	Or	2
			Skin and subcutaneous tissue	Wounds, healing	Lf	Dc	Bt	3
			Pregnancy, birth and puerperium	Postpartum	Lf	If	Bt	1
			Skin and subcutaneous tissue	Wounds, healing	Lf	Dc, If	Bt, Or	2
			Digestive system	Hepatitis	Lf	Dc	Or	1
			Cultural diseases and disorders	Tijte	Sp	Fs	Wh	1
			General ailments with unspecific symptoms	Pulsario	Lf	Fs	Pl	1
			Other uses	Cancer	Ep	If	Or	1
			Infections and infestations	Hair loss	Ep, Lf	Dc	Bt	4
			Muscular- skeletal system	Hernia	Bk	Dc	Pl	1
Respiratory system	Flu	Lf	If	Or	1			
Sensory system	Visual disorders	Lf	If	Pl	1			
Urinary system	Kidney disorders, emollient, diuretic	Lf	If	Or	1			
Urinary system	Kidney disorders, emollient, diuretic	Bk	Dc	Or	1			
<i>Ochroma pyramidale</i> (Cav. ex Lam.) Urb. (FC827)	Balsa, palma de mano, palo balsa	Wild	Urinary system	Kidney disorders, emollient, diuretic	Bk	Dc	Or	1
<i>Theobroma cacao</i> L. (FC829)	Cacao	Cultiv ated	Pregnancy, birth and puerperium	Breastfeeding	Fr	Ml	Or	5
				Birth	Fr	Dc, Ml	Or	6

Scientific name (voucher)	Vernacular name	Status	Category	Subcategory	Plant Part	Preparation	Mode of administration	Informants
<i>Triumfetta semitriloba</i> Jacq. (FC828)	Cabayusa	Wild	Infections and infestations	Malaria	Fr	Fm	Kn	1
Melastomataceae								
<i>Miconia</i> sp. (FC833)	Shambo	Wild	Infections and infestations	Chickenpox	Lf	If	Bt	1
Monimiaceae								
<i>Peumus boldus</i> Molina (FC834)	Boldo	Wild	Nervous system and mental health	Insomnia	Lf	If	Or	1
			Digestive system	Diarrhoea	Lf	Dc	Or	1
Moraceae								
<i>Ficus carica</i> L. (FC835)	Higos, higo	Cultiv ated	Sensory system	Visual disorders	Lf	If	Pl	1
			Cultural diseases and disorders	Tijte	Lx	Fs	Pl	1
			Skin and subcutaneous tissue	Pulsario	Lf	Dc	Or	1
				Burns	Lx	Fs	Pl	1
			Feet fungus	Lx	Fs	Bt	1	
			Pregnancy, birth and puerperium	Birth	Lf	If	Or	1
			Breastfeeding	Fr, Lf, Lx	Fs, If	Or, Pl	3	
<i>Ficus insipida</i> Willd. (FC836)	Higuerón, ojé	Wild	Other uses	Hair loss	Lf	If	Or	1
			Infections and infestations	UTA, leishmaniasis	Lf	Dc	Bt	1
			Muscular- skeletal system	Joint sprains	Lf	Ml	Pl	1
<i>Ficus maxima</i> Mill. (FC837)	Morero	Wild	Cultural diseases and disorders	Tijte	Ep	Fs	Kn	1
			Dental health	Toothache	Lx, Sd	Fs, Ml	Bt, Kn	2
Moringaceae								
<i>Moringa oleifera</i> Lam. (no voucher specimen)	Moringa	Cultiv ated, wild	Other uses	Cancer	Lf	If	Or	1
			Urinary system	Kidney disorders, emollient, diuretic	Lf	If	Or	1
Musaceae								
<i>Musa acuminata</i> Colla (FC839)	Plátano	Cultiv ated	Blood and cardio-vascular system	Anemia	Fr, Lx, St	If, Ml	Or	2
			Cultural diseases and disorders	Tijte	Bk, Lx	Dc, Fs, Wm	Bt, Kn, Pl	6

Scientific name (voucher)	Vernacular name	Status	Category	Subcategory	Plant Part	Preparation	Mode of administration	Informants			
<i>Musa x paradisiaca</i> L. (FC838)	Guineo	Cultivated	Skin and subcutaneous tissue	Feet fungus	Bk	Dc	Bt, Or	2			
				Digestive system	Diarrhoea	Bk, Fr, Lf, Lx	Dc, Fs, If, Ml, Wm	Or	7		
					Stomach pain	Fr	Fs	Or	3		
					Indigestive	Fr	Fs	Or	20		
					Laxative	Fr	Ml	Or	1		
					Gastric ulcers	Lx	If, Wm	Or	2		
					General ailments with unspecific symptoms	Headache	Fr	Fs	Or	5	
					Infections and infestations	Insect bite	Bk	If	Bt	1	
						UTA, leishmaniasis	St	Fs	Pl	1	
					Muscular-skeletal system	Joint sprains	Bk	Dc	Pl	1	
						Muscle cramps	Fr	Fs	Or	1	
					Reproductive system and reproductive health	Menstruation disorders	Lx	Fs	Bt	1	
					Urinary system	Kidney disorders, emollient, diuretic	Ffr, Lf	Fs	Or, Pl	2	
						Pregnancy, birth and puerperium	Breastfeeding	Fr	Fs, If, Ml	Or	5
					Metabolic system and nutrition	Weight loss	Fr	Fs	Or	2	
					Skin and subcutaneous tissue	Itil	Bk	Fs	Bt, Pl, Wh	4	
						Wounds, healing	Lx	Fs	Bt	1	
						Acne	Bk	Fs	Or	1	
						Feet fungus	Bk	Dc	Bt	1	
						Tijte	Lx	Fs	Pl	1	
		Infections and infestations	Insect bite	Lf	Ml	Kn	1				

Scientific name (voucher)	Vernacular name	Status	Category	Subcategory	Plant Part	Preparation	Mode of administration	Informants
			Skin and subcutaneous tissue	Itil	Bk	Fs	Pl	1
			Blood and cardio-vascular system	Hemorrhoids	Lx	Fs	Bt	1
			Digestive system	Diarrhoea	St	Fs	Or	1
				Hepatitis	St	Ml	Or	1
Myricaceae								
<i>Morella pubescens</i> (Humb. & Bonpl. ex Willd.) Wilbur (FC840)	Laurel	Wild	Cultural diseases and disorders	Susto, espanto	Lf	Ml	Pl	1
			Infections and infestations	UTA, leishmaniasis	Lf	Dc, Fs, If	Bt, Or, Pl	8
Myrtaceae								
<i>Eucalyptus globulus</i> Labill. (FC842)	Eucalipto	Cultivated	Nervous system and mental health	Insomnia	Lf	If	Or	1
			Respiratory system	Flu	Lf	Dc, If	Bt, Or, Vp	49
			Cultural diseases and disorders	Cough	Bd, Lf	Dc, If, Wm	Or, Pl	5
			General ailments with unspecific symptoms	Fever	Lf	Dc, If	Or	2
			General ailments with unspecific symptoms	General malaise	Lf	Dc	Bt	1
			Infections and infestations	Insect bite	Lf	Fs, Ml, Wm	Bt, Kn, Or, Pl, Vp	10
			Muscular- skeletal system	Rheumatism	Lf	Dc, Fm, If, Ml	Bt, Kn	7
			Pregnancy, birth and puerperium	Joint sprains	Lf	Fm, Fs	Kn, Pl	2
<i>Myrcianthes fragans</i> (Sw.) McVaugh (FC844)	Ushún, ushungo	Wild	Cultural diseases and disorders	Tijte	Lx	Fs	Bt	1
			Pregnancy, birth and puerperium	Birth	Lf	Fm, If	Or	6

Scientific name (voucher)	Vernacular name	Status	Category	Subcategory	Plant Part	Preparation	Mode of administration	Informants
<i>Psidium guajava</i> L. (FC843)	Guayaba	Cultivated	Blood and cardio-vascular system	Anemia	Fr	Dc, Fs	Or	2
			Digestive system	Diarrhoea	Bd, Bk, Fr, Lf	Dc, Fs, If	Or	13
			Muscular-skeletal system	Laxative	Sd	Ml	Or	1
				Bones hardening	Fr	Fs	Or	1
			Other uses	Hair loss	Lf	Dc	Bt	2
			Pregnancy, birth and puerperium	Birth	Lf	If	Or	1
			Nervous system and mental health	Mental stimulant	Fr	Fs	Or	1
			Urinary system	Prostate disorders	Lf	If	Or	1
<i>Syzygium aromaticum</i> (L.) Merr. & L.M. Perry (FC841)	Clavo de olor	Cultivated	Digestive system	Diarrhoea	Fl	If	Or	1
			Dental health	Cavity	Fl	Fs, Ml	Bt, Or, Pl	8
				Toothache	Fl, Fr, Sd, St	Fs, Ml	Bt, Or, Pl	61
Oleaceae								
<i>Olea europaea</i> L. (FC845)	Olivo	Cultivated	Other uses	Hair loss	Fr	Oi	Bt	1
			Digestive system	Laxative	Fr	Oi	Or	1
Onagraceae								
<i>Fuchsia rivularis</i> J.F. Macbr. (no voucher specimen)	Santa Lucía	Wild	Skin and subcutaneous tissue	Wounds, healing	Lf	Fs	Kn	1
<i>Oenothera rosea</i> L'Hér. ex Aiton (FC846)	Chupasangre	Wild	Reproductive system and reproductive health	Menstruation disorders	Ep	Ml	Kn	1
Orchidaceae								
<i>Epidendrum laciniitropis</i> Hágsater (FC848)	Monterrosa	Wild	Cultural diseases and disorders	Pulsario	Fl	If	Or	1
<i>Epidendrum secundum</i> Jacq. (FC847)	Inguilito, inguil	Wild	Nervous system and mental health	Sadness	Fl	Dc	Or	1

Scientific name (voucher)	Vernacular name	Status	Category	Subcategory	Plant Part	Preparation	Mode of administration	Informants	
Oxalidaceae									
<i>Averrhoa carambola</i> L. (FC849)	Carambola	Cultivated	Blood and cardio-vascular system	High pressure	Fr	Jc, Mm	Or	5	
			Pregnancy, birth and puerperium	Birth	Fr	Jc	Or	1	
<i>Oxalis tuberosa</i> Molina (FC850)	Ocas	Cultivated	Other uses	Cancer	Ro	Ml	Or	1	
			Urinary system	Prostate disorders	Ro	Ml	Or	1	
Papaveraceae									
<i>Bocconia integrifolia</i> Bonpl. (FC851)	Huacango, atujtallga, mangapaqui, mangapaque, sandoval	Wild	Cultural diseases and disorders	Antimonia, gentil, viejo, antiguo	Lf	If	Bt	1	
Passifloraceae									
<i>Passiflora edulis</i> Sims. (FC853)	Maracuyá	Cultivated	Blood and cardio-vascular system	High pressure	Fr, Sd	Fs, If, Jc, Ml	Or	46	
			General ailments with unspecific symptoms	Headache	Fr	If	Or	1	
			Digestive system	Intestinal parasites	Fr	Jc	Or	1	
				Laxative	Fr	Jc	Or	1	
				Reproductive system and reproductive health	Menopause	Ffr, Lf	Jc, Ml	Or	2
				Respiratory system	Cold	Fr	Fs	Or	1
				General ailments with unspecific symptoms	Fever	Lf	If	Or	1
<i>Passiflora ligularis</i> Juss. (FC852)	Granadilla	Cultivated	Digestive system	Indigestive	Fr	Fs	Or	1	
				Constipation	Fr	Fs	Or	4	
				Intestinal infection	Fr	Fs	Or	1	
				Liver disorders	Fr	Fs	Or	1	

Scientific name (voucher)	Vernacular name	Status	Category	Subcategory	Plant Part	Preparation	Mode of administration	Informants	
<i>Passiflora tripartita</i> (Juss.) Poir. var. <i>mollissima</i> (Kunth.) Holm-Niels. & P.M. Jørg. (FC854)	Pur pur	Cultiv ated	Urinary system	Laxative	Fr, Lf, Sd	Fs, If, Jc	Or	15	
				Prostate disorders	Fr	Fs	Or	1	
				Kidney disorders, emollient, diuretic	Fr, Lf	Fs, If, Wm	Or, Pl	6	
				Pulsario	Lf	Fs	Pl	1	
				Muscular- skeletal system	Susto, espanto	Lf, Sd	Dc, If	Bt, Or	3
					Rheumatism	Fr	If	Or	1
					Joint sprains	Fr, Lf	Fs, If, Ml, Wm	Or, Pl	5
				Pregnancy, birth and puerperium	Birth	Fr, Lf	Dc, Fs	Or	3
				Urinary system	Kidney disorders, emollient, diuretic	Lf	Dc	Or	1
				Reproductive system and reproductive health	Menstruation disorders	Fr	Dc	Or	1
Pedaliaceae <i>Sesamum indicum</i> L. (FC855)	Ajonjoli	Wild	Reproductive system and reproductive health	Menopause	Fr	Ml	Or	1	
Digestive system	Diarrhoea	Bk	If	Or	1				
Muscular- skeletal system	Hernia	Bk	Dc	Or	1				
Phyllanthaceae <i>Phyllanthus niruri</i> L. (FC856)	Chancapie dra	Wild	Urinary system	Prostate disorders	Ep, Lf	If	Or	8	
				Kidney disorders, emollient, diuretic	Ap, Ep, Lf	Dc, If	Or	38	
			Reproductive system and reproductive health	Menstruation disorders	Lf	If	Or	1	

Scientific name (voucher)	Vernacular name	Status	Category	Subcategory	Plant Part	Preparation	Mode of administration	Informants
			Skin and subcutaneous tissue	Wounds, healing	Ep	If	Or	1
Phytolaccaceae								
<i>Phytolacca bogotensis</i> Kunth (FC857)	Airambo	Wild	Cultural diseases and disorders	Susto, espanto	Ep	If	Bt	1
			Infections and infestations	Fleas	Ep, Ssd	Dc, If	Bt, Or	3
Pinaceae								
<i>Pinus radiata</i> D. Don (FC858)	Pino	Cultivated	Dental health	Toothache	Lx	Fs	Pl	1
Piperaceae								
<i>Peperomia microphylla</i> Kunth (FC859)	Congona Cultivated	Cultivated	Cultural diseases and disorders	Susto, espanto	Lf	If	Bt, Or	2
			Cultural diseases and disorders	Sadness	Lf	If	Or	9
			Blood and cardio-vascular system	Insomnia	Ap, Lf	If	Or	2
			Digestive system	High pressure	Lf	If	Or	1
			Reproductive system and reproductive health	Stomach cramps	Lf	If	Or	2
				Menopause	Lf	If	Or	1
<i>Piper acutifolium</i> Ruiz & Pav. (FC860)	Matico de huerta	Cultivated	Infections and infestations	UTA, leishmaniasis	Lf	Dc	Bt	1
				Chickenpox	Lf	If	Bt	1
			Muscular- skeletal system	Joint sprains	Lf	Fs	Pl	1
			Other uses	Cancer	Lf	If	Or	2
			Respiratory system	Hair loss	Lf	Dc	Bt	1
			Reproductive system and reproductive health	Vaginal infection	Lf	If	Or	1
			Skin and subcutaneous tissue	Acne	Lf	Ml	Pl	1
				Wounds, healing	Lf	Dc, If, Ml	Bt, Kn, Or	10
				Burns	Lf	Dd, Ml	Bt, Kn	3
			Digestive system	Stomach cramps	Lf	Dc, If	Or	5

Scientific name (voucher)	Vernacular name	Status	Category	Subcategory	Plant Part	Preparation	Mode of administration	Informants
				Diarrhoea	Lf	If	Or	2
				Gastric ulcers	Lf	Dc, If	Or	2
			Blood and cardio-vascular system	Hemorrhoids	Lf	Dc	Vp	1
				High pressure	Lf	If	Or	1
			Respiratory system	Flu	Lf	If	Bt	46
			Muscular- skeletal system	Cough	Lf	Dc, If	Or	15
			Urinary system	Prostate disorders	Lf	If	Or	2
				Kidney disorders, emollient, diuretic	Lf	If	Or	3
<i>Piper aequale</i> Vahl. (no voucher specimen)	Cordoncillo pequeño	Wild	Cultural diseases and disorders	Susto, espanto	Lf	If	Bt	1
<i>Piper nigrum</i> L. (no voucher specimen)	Pimienta	Cultivated	Dental health	Toothache	Fr	Fs	Pl	1
Plantaginaceae								
<i>Globularia alypum</i> L. (no voucher specimen)	Coronilla	Cultivated	Pregnancy, birth and puerperium	Birth	Lf	If	Or	1
<i>Plantago major</i> L. (FC861)	Llantén	Cultivated	Skin and subcutaneous tissue	Wounds, healing	Lf	Dc, Fs, If, Ml, Wm	Bt, Kn, Or, Pl	93
				Feet fungus	Lf	Dc	Bt	1
				Burns	Lf	Dc, Fs, If, Ml, Wm	Bt, Or, Pl	10
			Other uses	Hair loss	Lf	Dc, If	Bt	2
			Dental health	Toothache	Lf	Dc, If, Wm	Bt, Gg, Pl	5
			Digestive system	Stomach cramps	Lf	If	Or	1
			General ailments with unspecific symptoms	Fever	Lf	Dc, Fs, If	Bt, Or	3
			Infections and infestations	Insect bite	Lf	Dc, Ml	Bt, Kn	3

Scientific name (voucher)	Vernacular name	Status	Category	Subcategory	Plant Part	Preparation	Mode of administration	Informants
				Chickenpox	Lf	Dc	Bt	1
			Blood and cardio-vascular system	Hemorrhoids	Lf	Dc, If	Bt, Vp	5
			Pregnancy, birth and puerperium	Postpartum	Lf	If	Bt	1
			Muscular- skeletal system	Joint sprains	Lf	Fs	Kn	1
			Pregnancy, birth and puerperium	Rheumatism	Lf	Fs	Pl	1
			Nervous system and mental health	Insomnia	Lf	If	Or	1
			Reproductive system and reproductive health	Menstruation disorders	Lf	If, Ml	Bt, Or, Pl	4
			Sensory system	Visual disorders	Lf	Dc, If	Bt, Or	6
			Urinary system	Kidney disorders, emollient, diuretic	Lf	Ddc , Fs, If, Ml	Or, Pl	21
				Prostate disorders	Lf	If	Or	1
Poaceae								
<i>Avena sativa</i> L. (no voucher specimen)	Avena	Cultiv ated	Pregnancy, birth and puerperium	Breastfeeding	Sd	Dc, Ml	Or	3
			Skin and subcutaneous tissue	Acne	Sd	Dc	Bt	1
<i>Cortaderia jubata</i> (Lemoine ex Carrière) Stapf. (FC867)	Cortadera	Wild	Reproductive system and reproductive health	Menopause	Ro	Dc	Or	1
			Pregnancy, birth and puerperium	Birth	Ro	Ddc , Fs, If, Ml	Or	1
<i>Cymbopogon citratus</i> (DC.) Stapf (FC869)	Hierbaluisa	Cultiv ated	Pregnancy, birth and puerperium	Birth	Lf	If	Or	1
			Digestive system	Stomach cramps	Lf	If	Or	1
				Diarrhoea	Lf	Or	Or	1
				Laxative	Lf	If	Or	1
			General ailments with	Fever	Lf	If	Or	1

Scientific name (voucher)	Vernacular name	Status	Category	Subcategory	Plant Part	Preparation	Mode of administration	Informants
			unspecific symptoms					
			Blood and cardio-vascular system	High pressure	Lf	If	Or	2
			Nervous system and mental health	Insomnia	Lf	If	Or	2
			Reproductive system and reproductive health	Menstruation disorders	Lf	If	Or	2
			Respiratory system	Menopause	Ep	If	Or	1
			Respiratory system	Flu	Lf	If	Or	1
				Couh	Lf	If	Or	1
<i>Cynodon dactylon</i> (L.) Pers. (FC868)	Grama dulce	Wild	Blood and cardio-vascular system	Hemorrhoids	Lf	Ffs	Bt	1
<i>Gynerium sagittatum</i> (Aubl.) P. Beauv. (FC863)	Caña brava	Wild	Urinary system	Prostate disorders	Lf	If	Or	1
<i>Hordeum vulgare</i> L. (FC866)	Cebada	Cultivated	Metabolic system and nutrition	Weight loss	Sd	Dc	Or	1
			Urinary system	Prostate disorders	Sd	Dc	Or	1
				Kidney disorders, emollient, diuretic	Lf, Sd	Dc, If	Or	28
<i>Oryza sativa</i> L. (FC862)	Arroz	Cultivated	Digestive system	Diarrhoea	Fr	Dc, If, Wm	Or	5
			Other uses	Hair loss	Sd	Fs	Pl	1
<i>Phragmites australis</i> (Cav.) Trin. ex Steud (FC865)	Carricillo, carrizo, timbuche	Wild	Other uses	Hair loss	Bd, Lf, St	Ddc, Fs, If, Ml	Bt, Or	3
			Urinary system	Prostate disorders	Bk	Dc	Or	1
			Endocrine system	Diabetes	Bk	Dc	Or	1
<i>Saccharum officinarum</i> L. (FC864)	Caña de azúcar	Cultivated	Respiratory system	Flu	St	Fm	Pl	1
			Infections and infestations	Insect bite	Fr	Fm	Or	1
				UTA, leishmaniasis	St	Fm	Bt	1
<i>Zea mays</i> L. (FC870)	Maíz	Cultivated	Infections and infestations	Chickenpox	Fr	Dc, Fs,	Bt, Kn,	69

Scientific name (voucher)	Vernacular name	Status	Category	Subcategory	Plant Part	Preparation	Mode of administration	Informants
			Pregnancy, birth and puerperium	Breastfeeding	Fr	If, Ml Dc, If, Ml, Wm	Or, Pl Bt, Or	8
			Digestive system	Intestinal parasites	Fr	Ml	Pl	1
				Stomach cramps	Ss	If	Or	1
			Cultural diseases and disorders	Antimonia, gentil, viejo, antiguo	Fr	Ddc , Fs, If, Ml	Bt, Pl	5
				Susto, espanto	Fr	Dd, Ml	Bt, Kn, Or, Pl	6
				Tijte	Ss	Wm	Bt	1
			Blood and cardio-vascular system	High pressure	Fr	Dc, Ml	Or	7
			Pregnancy, birth and puerperium	Anemia	Fr	Ml	Or	1
			Skin and subcutaneous tissue	Burns	Fr	If	Or	1
			Reproductive system and reproductive health	Menopause	Fr	Dc	Or	1
			Urinary system	Kidney disorders, emollient, diuretic	Ss	Ddc , Fs, If, Ml	Or	7
			Urinary system	Prostate disorders	Ss	If	Or	1
Polygalaceae								
<i>Polygala paniculata</i> L. (FC871)	Canchalagua	Wild	Digestive system	Stomach cramps	Lf	If	Or	2
			Skin and subcutaneous tissue	Acne	Lf	Dc	Or	1
Polygonaceae								
<i>Polygonum hydropiperoides</i> Michx. (FC873)	Shiñachirapa	Wild	Cultural diseases and disorders	Antimonia, gentil, viejo, antiguo	Lf	If	Bt	1
<i>Rumex obtusifolius</i> L. (FC872)	Malayerba, hierbamarí a	Wild	General ailments with unspecific symptoms	Fever	Lf, Ro	Dc, If	Or	2

Scientific name (voucher)	Vernacular name	Status	Category	Subcategory	Plant Part	Preparation	Mode of administration	Informants
			Infections and infestations	Insect bite	Lf	Ml	Kn	1
			Urinary system	Kidney disorders, emollient, diuretic	Lf	If	Or	1
			Digestive system	Intestinal parasites	Ro	Ml	Or	1
				Hepatitis	Lf, Ro	If, Ml	Or	2
			Respiratory system	Laxative	Lf, Ro	If	Or	4
<i>Rumex peruanus</i> Rech. f. (FC874)	Canchil, unduluj, undulón	Wild	Skin and subcutaneous tissue	Burns	Ro	Fs	Pl	1
			Other uses	Cancer	St	If	Pl	1
Portulacaceae								
<i>Portulaca oleraceae</i> L. (no voucher specimen)	Verdolaga	Wild	Sensory system	Hearing disorders	Lf	Fs	Pl	1
Proteaceae								
<i>Oreocallis grandiflora</i> (Lam.) R.Br. (FC875)	Saltaperico, palpal, avincho, rumilanche	Wild	Other uses	Cancer	Fl	Dc	Or	1
			Dental health	Toothache	Sd	Ml	Or	1
			Blood and cardio-vascular system	Hemorrhoids	Fl, Lf	Dc	Or	2
			Digestive system	Stomach cramps	Lf	If	Or	1
			Urinary system	Prostate disorders	Lf	If	Or	2
				Kidney disorders, emollient, diuretic	Fl, Lf	Dc, If	Or	7
Ranunculaceae								
<i>Clematis haenkeana</i> C. Presl (FC876)	Pumashaire, sajshauar	Wild	Infections and infestations	UTA, leishmaniasis	Lf	Ml, Wm	Pl	2
Rosaceae								
<i>Cydonia oblonga</i> Mill. (FC879)	Membrillo	Cultivated	Digestive system	Diarrhoea	Fr	If	Or	1
			Endocrine system	Diabetes	Fr	Dc	Or	1
<i>Filipendula ulmaria</i> (L.) Maxim. (no voucher specimen)	Reina Isabel	Wild	Infections and infestations	UTA, leishmaniasis	Fl, Lf	Fs, If	Or, Pl	2
<i>Fragaria × ananassa</i> (Weston) Duchesne (no voucher specimen)	Fresa	Wild	Urinary system	Kidney disorders, emollient, diuretic	Fr	Fs	Or	1

Scientific name (voucher)	Vernacular name	Status	Category	Subcategory	Plant Part	Preparation	Mode of administration	Informants				
<i>Malus domestica</i> Borkh. (FC878)	Manzana serrana, manazanita de huerta	Cultiv ated	Blood and cardio-vascular system	Anemia	Fr	Ml	Or	5				
				Digestive system	Diarrhoea	Fr	Dc, If	Or	3			
				Stomach pain Indigestive	Fr	Fs	Or	1				
					Fr	Fs	Or	7				
				Digestive system	Bad breath	Fr	Fs	Or	1			
				Endocrine system	Diabetes	Fr	Fs	Or	1			
				Nervous system and mental health	Mental stimulant	Fr	Fs	Or	2			
					Stress Insomnia	Fr Fr, Lf	If Dc, If	Or Or	2 96			
				Skin and subcutaneous tissue	Sadness Acne	Fr Fr	Dc Fs	Or Or	1 1			
					Pregnancy, birth and puerperium	Birth	Fr	Dc	Or	1		
				Dental health	Toothache	Fr	Fs	Or	2			
				Metabolic system and nutrition	Weight loss	Fr	Dc	Or	1			
				<i>Potentilla anserina</i> L. (no voucher specimen)	Potentila	Wild	Nervous system and mental health	Epilepsy	Eep	Dc	Or	1
				<i>Prunus dulcis</i> (Mill.) D.A. Webb (no voucher specimen)	Almendra	Cultiv ated	Blood and cardio-vascular system	Anemia	Fr	Fs	Or	1
				<i>Prunus persica</i> (L.) Batsch (FC877)	Durazno	Cultiv ated	Cultural diseases and disorders	Aire, malaire	Lf	Dc, Fs, If	Bt, Or	11
Susto, espanto	Lf	Fs	Bt					2				
Digestive system	Diarrhoea	Lf	If					Or	2			
General ailments with unspecific symptoms	Fever	Lf	Dc, Fs, If					Bt	5			
Nervous system and mental health	Insomnia	Lf	If					Or	1			
Sadness Mental stimulant	Lf Fr	If Fs	Or Or	1 2								

Scientific name (voucher)	Vernacular name	Status	Category	Subcategory	Plant Part	Preparation	Mode of administration	Informants	
			Pregnancy, birth and puerperium	Postpartum	Lf	Ddc , If	Bt, Pl	8	
<i>Prunus serotina</i> Ehrh. (no voucher specimen)	Capulí	Wild	Infections and infestations Reproductive system and reproductive health	Birth	Lf	If	Bt	1	
				UTA, leishmaniasis	Lf	Fs	Pl	1	
				Menopause	St	If	Or	1	
<i>Pyrus</i> sp. (no voucher specimen)	Pera	Cultiv ated	Digestive system	Indigestive	Fr	Fs	Or	1	
<i>Rosa centifolia</i> L. (FC881)	Rosa, rosa blanca	Cultiv ated	Nervous system and mental health	Sadness	Fl	If	Or	1	
				Sensory system	Visual disorders	Fl	Fs, Ml	Bt, Kn	3
<i>Rubus megalococcus</i> Focke (FC880)	Mora	Wild	Sensory system	Visual disorders	Fl	If	Bbt, Or	2	
				Endocrine system	Diabetes	Lf	If	Or	2
				Reproductive system and reproductive health	Menstruation disorders	Fr	Dc	Or	1
				Respiratory system	Flu	Fl, Lf	Dc, If	Or	3
					Cough	Fl	If	Or	2
Rubiaceae									
<i>Cinchona krauseana</i> L. Andersson (FC885)	Tafitán	Wild	Muscular- skeletal system	Joint sprains	Lf	Fs	Pl	1	
<i>Cinchona officinalis</i> L. (FC884)	Cascarilla, quina	Wild	Cultural diseases and disorders Infections and infestations	Antimonia, gentil, viejo, antiguo Malaria	Lf	Fm	Or	1	
					Bk, Lf	Dc, Fm, If	Or	3	
<i>Coffea arabica</i> L. (FC882)	Café	Cultiv ated	Blood and cardio-vascular system Reproductive system and reproductive health Metabolic system and nutrition Muscular- skeletal system Pregnancy, birth and puerperium	Low pressure	Fr, Sd	Dc, If	Or	34	
				Menstruation disorders	Lf	Dc	Or	1	
				Weight loss	Fr	If	Or	1	
				Rheumatism	Lf	Fm	Kn	1	
				Breastfeeding	Bd	If	Or	1	

Scientific name (voucher)	Vernacular name	Status	Category	Subcategory	Plant Part	Preparation	Mode of administration	Informants
<i>Morinda citrifolia</i> L. (FC883)	Noni	Cultivated	Respiratory system	Cough	Ffr	If	Or	1
			Other uses	Cancer	Fr	Fs, Jc, Ml	Or	5
			Digestive system	Diarrhoea	Fr	Ml	Or	2
			Urinary system	Prostate disorders	Fr	Jc	Or	1
<i>Uncaria tomentosa</i> (Willd. ex Schult.) DC. (FC886)	Uña de gato	Wild	Other uses	Kidney disorders, emollient, diuretic	Lf	If	Or	1
			Other uses	Cancer	Lf, St	Dc, If	Or	3
			Digestive system	Diarrhoea	Bk	Dc	Or	1
			Reproductive system and reproductive health	Fertility	Ep	Fm	Or	1
				Aphrodisiac	Bk	If	Or	1
			Skin and subcutaneous tissue	Feet fungus	Bk	Dc	Bt	1
			Urinary system	Kidney disorders, emollient, diuretic	Ep, Lf	Dc	Or	3
Urinary system	Prostate disorders	Bk	Dc, Fm	Or	2			
Rutaceae								
<i>Citrus aurantium</i> L. var. <i>amara</i> L. (FC891)	Naranjo	Cultivated	Pregnancy, birth and puerperium	Birth	Lf	If	Or	1
			Nervous system and mental health	Insomnia	Bd, Lf	If	Or	2
			Reproductive system and reproductive health	Menopause	Lf	If	Or	1
<i>Citrus aurantium</i> L. var. <i>sinensis</i> L. (FC890)	Naranja	Cultivated	General ailments with unspecific symptoms	Fever	Lf	Fm	Kn	1
			Pregnancy, birth and puerperium	Birth	Ec, Fr	Fs, If	Or	2
			Digestive system	Intestinal parasites	Fr	Jc	Or	1

Scientific name (voucher)	Vernacular name	Status	Category	Subcategory	Plant Part	Preparation	Mode of administration	Informants
<i>Citrus limetta</i> Risso (FC887)	Lima	Cultivated	Blood and cardio-vascular system	Laxative	Fr, Sd	Dc, Jc, Ml	Or	5
				Diarrhoea	Ffr	Fs, Jc	Or	2
				High pressure	Fr	Dc, Fs, If	Or	4
				Anemia	Fr	Ml	Or	1
				Flu	Fr	Dc, Fs, If, Jc	Or	32
				Muscle cramps	Fr	Fs	Or	1
				Insomnia	Fr, Lf	Fs, If, Jc	Or	3
				Mental stimulant	Fr	Fs	Or	3
				Sadness	Lf	If	Or	1
				High pressure	Fl, Ffr	Fs, If, Jc, Ml	Or	23
				Susto, espanto	Ffr	Jc	Or	1
				Hepatitis	Fl, Ffr	Fs, If	Or	2
				Fever	Fr, Lf	Dc, Jc	Bt, Or	2
				Flu	Fr	Fs	Or	1
				Sadness	Fr	Fs	Or	1
				Mental stimulant	Fr	Fs	Or	1
				Diabetes	Fr	Fs	Or	1
Burns	Fr	Ml	Bt	1				
Visual disorders	Fr	Fs, Jc, Ml	Bt, Ew, Kn, Or, Pl	26				

Scientific name (voucher)	Vernacular name	Status	Category	Subcategory	Plant Part	Preparation	Mode of administration	Informants
<i>Citrus limon</i> (L.) Osbeck (FC888)	Limón, limón ácido	Cultiv ated	Skin and subcutaneous tissue	Feet fungus	Fr	Fs, Jc, Ml, Wm	Bt, Kn, Or, Pl	13
				Wounds, healing	Fr	Fs, Jc	Bt	3
				Acne	Fr	Fs, If, Jc	Bt, Or	5
				Burns	Ec, Fr	Fs, If	Bt, Kn, Or, Pl	5
				Endocrine system	Fr	Fs	Or	1
				Nervous system and mental health	Ffr	If	Or	1
				Digestive system	Ssd	Ml	Or	1
				Stomach cramps	Fr	If	Or	1
				Diarrhoea	Fr	If, Jc, Wm	Or	11
				Stomach pain	Fr	If	Or	1
				Hepatitis	Fr	Jc	Or	1
				Laxative	Ssd	Ml	Or	1
				Fever	Fr	Dc, Fs, If, Jc, Ml	Bt, Or, Pl	10
				General ailments with unspecific symptoms	Fr	Jc	Or	1
				Infections and infestations	Fr	Fs, Jc, Ml	Bbt, Or, Pl	18
				UTA, leishmaniasis	Fr	Fs, Jc	Bt	2
				Metabolic system and nutrition	Fr	If, Jc	Or	6
				Muscular- skeletal system	Lf	Fm	Kn	1
				Dental health	Sd	Fs	Pl	2
				Nervous system and mental health	Fr, Sd	Fs, Ml	Bt, Kn, Or, Pl	13
Pregnancy, birth and puerperium	Fr	If	Or	1				

Scientific name (voucher)	Vernacular name	Status	Category	Subcategory	Plant Part	Preparation	Mode of administration	Informants
<i>Citrus paradisi</i> Macfad. (FC893)	Toronja	Cultivated	Reproductive system and reproductive health	Menstruation disorders	Fr	Fs, If	Bt, Or	2
			Respiratory system	Flu	Fr, Lf	Dc, Fs, If, Jc, Wm	Or	59
				Cough	Fr	If, Jc	Gg, Or	4
			Sensory system	Visual disorders	Fr	Fs, Ml	Bt, Kn	2
			Ritual and magic uses	Negative vibes	Fr	Fs	Nn	2
			Metabolic system and nutrition	Weight loss	Fr	Jc	Or	2
			Blood and cardio-vascular system	High pressure	Fr	Jc	Or	1
			Reproductive system and reproductive health	Fertility	Fr	If, Jc	Or	1
			<i>Citrus reticulata</i> Blanco (FC889)	Mandarina	Cultivated	Respiratory system	Flu	Fr
Nervous system and mental health	Mental stimulant	Fr				Fs	Or	1
<i>Ruta chalepensis</i> L. (FC892)	Ruda	Cultivated	Dental health	Toothache	Lf	Ml	Kn, Or, Pl	4
			Cultural diseases and disorders	Aire, malaire	Lf	Fs, If	Bt, In, Or	42
				Antimonia, gentil, viejo, antiguo	Lf	Ffs	Bt	1
				Susto, espanto	Lf	Fs, If	Bt, Or	10
				Tacsho	Lf	If	Bt, Or	3
			Digestive system	Intestinal parasites	Lf	Ml	Or	1
				Stomach cramps	Lf	If	Or	4
			Sensory system	Hearing disorders	Lf	Fs, If	Pl	2
	Infections and infestations	Chickenpox	Lf	Dc	Bt	1		

Scientific name (voucher)	Vernacular name	Status	Category	Subcategory	Plant Part	Preparation	Mode of administration	Informants
			Muscular- skeletal system	Rheumatism	Lf	Fm, If	Bt	2
			Pregnancy, birth and puerperium	Abortive	Ap, Ep, Lf	Dc, Fm, Fs, If, Ml	Or	19
				Postpartum	Lf	If	Bt, Or	2
			General ailments with unspecific symptoms	Fever	Lf	Fm	Kn	1
			Pregnancy, birth and puerperium	Headache	Ep	Fs	Bt	1
			Ritual and magic uses	Curse	Lf	Ml	Bt	1
			Ritual and magic uses	Bring good luck	Ap, Ep, Fl, Lf	Ddc , Fs, If, Ml	Bt, Kn, Nn	14
			Ritual and magic uses	Negative vibes	Ep, Lf	Fs, If	Bt, Nn	6
Salicaceae <i>Salix humboldtiana</i> Willd. (FC894)	Saúce, álamo	Wild	Blood and cardio-vascular system	Low pressure	Lf	If	Or	1
			Other uses	Hair loss	Lf	Dc, Fm, Fs, If	Bt	13
			Muscular- skeletal system	Rheumatism	Lf	Dc	Bt	1
Santalaceae <i>Phoradendron nervosum</i> Oliv. (FC895)	Suelda consuelda	Wild	Muscular- skeletal system	Hernia	Lf	Ml	Pl	1
				Rheumatism	Lf	Fs	Bt	1
				Joint sprains	Lf	Fs, If, Ml, Wm	Bt, Pl	26
Sapindaceae <i>Dodonaea viscosa</i> (L.) Jacq. (FC896)	Chamana	Wild	Cultural diseases and disorders	Susto, espanto	Lf	If	Bt	2
			Infections and infestations	Chickenpox	Lf	If	Bt	1
			Muscular- skeletal system	Rheumatism	Lf	Dc	Bt	1

Scientific name (voucher)	Vernacular name	Status	Category	Subcategory	Plant Part	Preparation	Mode of administration	Informants
				Joint sprains	Lf	Wm	Ppl	1
			Skin and subcutaneous tissue	Burns	Lf	Ml	Pl	1
<i>Sapindus saponaria</i> L. (FC897)	Choloque	Wild	Infections and infestations	Fleas	Sd	Dc	Bt	1
Sapotaceae								
<i>Pouteria lucuma</i> (Ruiz & Pav.) Kuntze (FC898)	Lúcuma	Wild	Pregnancy, birth and puerperium	Breastfeeding	Bd, Lf	Dc, If	Or	7
Scrophulariaceae								
<i>Alonsoa meridionalis</i> (L. f.) Kuntze (FC899)	Duraznillo	Wild	Infections and infestations	UTA, leishmaniasis	Lx	Fs	Pl	1
<i>Buddleja blattaria</i> J.F.Macbr. (FC900)	Utcusacha, flor blanca	Wild	Pregnancy, birth and puerperium	Bi	Lf	If	Or	1
			Infections and infestations	UTA, leishmaniasis	Lf	Ml	Pl	2
Siparunaceae								
<i>Siparuna muricata</i> (Ruiz & Pav.) A. DC. (FC901)	Payón, paigamo, poshmete, añasquero	Wild	Cultural diseases and disorders	Antimonia, gentil, viejo, antiguo	Lf	If	Bt	1
			Cultural diseases and disorders	Susto, espanto	Lf	If	Bt	2
			Pregnancy, birth and puerperium	Postpartum	Lf	If	Bt	1
Solanaceae								
<i>Capsicum annuum</i> L (no voucher specimen).	Pimiento rojo	Cultiv ated	Digestive system	Stomach cramps	Fr	Wm	Or	1
<i>Capsicum pubescens</i> Ruiz & Pav. (FC903)	Ají, ají rocoto	Cultiv ated	General ailments with unspecific symptoms	Fever	Lf	If	Bt	2
			Pregnancy, birth and puerperium	Postpartum	Lf	Fs, If, Ml	Bt, Kn, Or	58
			Skin and subcutaneous tissue	Burns	Fr, Lf	Fs, If, Mm	Bt, Kn, Or, Pl	14
			Dental health	Feet fungus	Fr	Fs	Kn	1
<i>Cestrum auriculatum</i> L'Hér (FC907)	Hierbasant a	Wild	Cultural diseases and disorders	Susto, espanto	Lf	Dc, If	Bt	2
			Digestive system	Intestinal parasites	Lf	If	Or	1
				Diarrhoea	Lf	Ml	Or	1

Scientific name (voucher)	Vernacular name	Status	Category	Subcategory	Plant Part	Preparation	Mode of administration	Informants
			General ailments with unspecific symptoms	Fever	Ep, Lf	Dc, If, Ml	Bt, Or, Pl	32
				General malaise	Lf	If	Bt	1
			Pregnancy, birth and puerperium	Abortive	Lf	Fm	Or	1
			Infections and infestations	Postpartum	Lf	If	Bt	1
			Infections and infestations	Chickenpox	Lf	If	Bt	1
			Urinary system	Lice	Lf	Dc	Bt	1
				Prostate disorders	Lf	If	Bt	1
			Reproductive system and reproductive health	Menstruation disorders	Ro	Dc	Or	2
			Skin and subcutaneous tissue	Wounds, healing	Lf	Dc, If	Bt	2
			Skin and subcutaneous tissue	Feet fungus	Lf	Dc	Bt	1
<i>Cestrum tomentosum</i> L. f. (FC908)	Huaspasac ha de la jalca	Wild	Digestive system	Stomach cramps	Lf	If	Or	2
			Reproductive system and reproductive health	Menstruation disorders	Lf	If	Or	1
<i>Cyphomandra betacea</i> Cav. (FC913)	Tomate de árbol, pepino de árbol, berenjena de árbol	Cultivated	Blood and cardio-vascular system	High pressure	Fr	Fs, Jc, Ml	Or	6
				Hemorrhoids	Fr	Ml	Kn	1
			Endocrine system	Diabetes	Fr	Fs, Ml	Or	4
			Metabolic system and nutrition	Weight loss	Fr	Fs, If, Jc, Mm	Or	13
			Infections and infestations	Malaria	Fr	Fs	Or	1
			Digestive system	Diarrhoea	Fr	Fs	Or	1
<i>Datura stramonium</i> L. (FC904)	Chamico, datura	Wild	Cultural diseases and disorders	Susto, espanto	Lf	If	Bt	1

Scientific name (voucher)	Vernacular name	Status	Category	Subcategory	Plant Part	Preparation	Mode of administration	Informants
<i>Nicotiana setchellii</i> Goodsp. (FC911)	Tabaco	Cultivated	Blood and cardio-vascular system	Hemorrhoids	Lf	Ml, Wm	Pl	2
			Ritual and magic uses	Curse	Lf	Dc	Bt	1
			Cultural diseases and disorders	Susto, espanto	Lf	Dd	Bt	1
				Antimonia, gentil, viejo, antiguo	Lf	Dd	Bt	1
			Infections and infestations	UTA, leishmaniasis	If	Ml	Pl	1
			Blood and cardio-vascular system	Hemorrhoids	Lf	Wm	Bt	1
<i>Physalis peruviana</i> L. (FC902)	Aguaymanto, tomatillo	Wild	Skin and subcutaneous tissue	Swelling	Lf	Ml	Pl	1
			Sensory system	Hearing disorders	Lf	Ml	Pl	1
			Skin and subcutaneous tissue	Burns	Lf	If	Pl	1
			General ailments with unspecific symptoms	Fever	Lf	Dc, Fs, If	Bt	4
			General ailments with unspecific symptoms	General malaise	Lf	Dc	Bt	1
			Pregnancy, birth and puerperium	Birth	Fr	Jc	Or	1
			Pregnancy, birth and puerperium	Postpartum	Lf	Fs, If	Bt	2
			Digestive system	Diarrhoea	Lf	If	Or	1
			Respiratory system	Flu	Fr	Fm	Or	1
			Endocrine system	Diabetes	Fr	Fs	Or	1
<i>Solanum americanum</i> Mill. (FC906)	Hierbamora, cuash	Wild	General ailments with unspecific symptoms	Fever	Lf	If	Bt	2
			Sensory system	Visual disorders	Lf	Dc	Bt	1
				Hearing disorders	Lf	Fs	Kn	1

Scientific name (voucher)	Vernacular name	Status	Category	Subcategory	Plant Part	Preparation	Mode of administration	Informants
<i>Solanum interandinum</i> Bitter (FC909)	Mushaño	Wild	Infections and infestations	Fleas	Lf	Dc	Bt	1
			Skin and subcutaneous tissue	Feet fungus	Sd	If	Or	1
			General ailments with unspecific symptoms	Fever	Lf	Fs, If	Bt	2
<i>Solanum lycopersicum</i> L. (FC912)	Tomate	Cultivated	Pregnancy, birth and puerperium	Postpartum	Lf	If	Or	1
			General ailments with unspecific symptoms	Fever	Lf	Fs, If	Bt	2
			Other uses	Cancer	Fr	Jc	Or	1
			Blood and cardio-vascular system	Anemia	Fr	Ml	Or	1
			Sensory system	Visual disorders	Fr	Fs	Pl	1
			Skin and subcutaneous tissue	Burns	Fr, Lf	Fs, If	Bt, Kn, Or, Pl	71
<i>Solanum quitoense</i> Lam. (FC905)	Chila	Cultivated	Skin and subcutaneous tissue	Acne	Fr	Fs	Bt	1
			Blood and cardio-vascular system	High pressure	Fr	If, Jc	Or	2
<i>Solanum tuberosum</i> L. (FC910)	Papa	Cultivated	Cultural diseases and disorders	Susto, espanto	Lf	If	Bt	1
			General ailments with unspecific symptoms	Fever	Ro	Fs	Kn, Pl	4
				Headache	Ro	Fs	Kn, Pl	2
			Digestive system	Stomach cramps	Ro	If	Or	2
				Diarrhoea	Ro	If, Jc, Ml	Or	20
				Gastric ulcers	Ro	If, Ml	Or	6
			Other uses	Diabetes	Ro	Dc, Rt	Or	2
Infections and infestations	Chickenpox	Ro	Rt	Bt	1			

Scientific name (voucher)	Vernacular name	Status	Category	Subcategory	Plant Part	Preparation	Mode of administration	Informants
			Reproductive system and reproductive health	Menopause	Fr	Dc	Or	1
			Sensory system	Hearing disorders	Ro	Fs	Pl	1
			Skin and subcutaneous tissue	Burns	Ro	If	Or, Pl	2
			Urinary system	Kidney disorders, emollient, diuretic	Ec, Ro	Dc, If	Or	6
				Prostate disorders	Ro	Dc	Or	1
Theaceae								
<i>Camellia sinensis</i> (L.) Kuntze (no voucher specimen)	Té verde	Cultivated	Metabolic system and nutrition	Weight loss	Lf	If	Or	4
Tropaeolaceae								
<i>Tropaeolum majus</i> L. (FC914)	Capuchina	Cultivated	Cultural diseases and disorders	Tacsho	Lf	Ww	Or	1
				Aire, malaire	Lf	Wm	Bt	1
<i>Tropaeolum tuberosum</i> Ruiz & Pav. (FC915)	Mashua	Cultivated	Skin and subcutaneous tissue	Feet fungus	Lf	MI	Pl	1
			Urinary system	Prostate disorders	Fr, Lf	If, MI	Or	2
Typhaceae								
<i>Typha angustifolia</i> L. (no voucher specimen)	Chante	Wild	Digestive system	Intestinal parasites	Lf	MI	Or	1
Urticaceae								
<i>Pilea microphylla</i> (L.) Liebm. (FC916)	Contrayerba, rumusol, quishquirri nri	Wild	Muscular-skeletal system	Hernia	Lf	MI	Pl	1
			Nervous system and mental health	Sadness	Lf	MI	Or	1
			Urinary system	Hearing disorders	Lf	Wm	Pl	1
			Reproductive system and reproductive health	Menopause	Lf	If	Or	1
<i>Urtica urens</i> L. (FC917)	Ortiga, ortiga negra,	Wild	Other uses	Hair loss	Lf	Dc, MI	Bt, Pl	3

Scientific name (voucher)	Vernacular name	Status	Category	Subcategory	Plant Part	Preparation	Mode of administration	Informants
	ishanga negra		Blood and cardio-vascular system	High pressure	Lf	Ml	Or	1
				Hemorrhoids	Lf	Ml	Or	2
			Digestive system	Stomach cramps	Lf	Ml	Or	1
			Muscular- skeletal system	Rheumatism	Lf	Fs, If	Bt, Or, Pl, Wh	4
			Urinary system	Kidney disorders, emollient, diuretic	Lf	Dc	Or	1
			Reproductive system and reproductive health	Menstruation disorders	Ep, Lf, Ro	Dc, If, Mm l	Or	23
			Reproductive system and reproductive health	Menopause	Ep	If	Or	1
Verbenaceae <i>Aloysia citriodora</i> Palau (FC918)	Cedrón	Cultivated	Other uses	Hair loss	Lf	If	Or	1
			Digestive system	Stomach infection	Lf	If	Or	1
				Stomach cramps	Lf	If	Or	1
				Diarrhoea	Lf	If	Or	2
			Pregnancy, birth and puerperium	Birth	Lf	If	Or	1
			Reproductive system and reproductive health	Menopause	Lf	If	Or	1
				Fertility	Sd	If	Or	1
			Nervous system and mental health	Insomnia	Lf	If	Or	2
			Blood and cardio-vascular system	High pressure	Lf	If	Or	3
<i>Lantana haughtii</i> Moldenke (FC919)	Sachaoréga no	Wild	Digestive system	Stomach cramps	Lf	Fm	Or	1
<i>Verbena litoralis</i> Kunth (FC920)	Verbena	Wild	General ailments with unspecific symptoms	Fever	Ep, Lf	Dc, If, Ml	Bt, Or, Pl	25

Scientific name (voucher)	Vernacular name	Status	Category	Subcategory	Plant Part	Preparation	Mode of administration	Informants
				Headache	Lf	Dc	Bt	1
			Pregnancy, birth and puerperium	Abortive	Lf	Dc	Or	1
			Digestive system	Intestinal parasites	Ep	Ml	Or	1
				Stomach cramps	Lf	If	Or	2
				Hepatitis	Lf	Fs, If	Or	4
				Gastric ulcers	Lf	If	Or	1
			Respiratory system	Flu	Lf	If	Or	2
			Infections and infestations	Fleas	Lf	Dc	Bt	1
			Infections and infestations	Malaria	Lf	Ml	Or	1
				Insect bite	Lf	Ml	Kn	1
			Infections and infestations	Chickenpox	Lf	Ml	Or	1
			Other uses	Hair loss	Lf	Dc	Bt	1
			Endocrine system	Diabetes	Lf	If	Or	1
Violaceae								
<i>Viola odorata</i> L. (FC921)	Violeta	Cultivated	Infections and infestations	UTA, leishmaniasis	Fl	Fs	Pl	1
Vitaceae								
<i>Vitis vinifera</i> L. (FC922)	Uva	Cultivated	Digestive system	Indigestive	Fr	Fs	Or	2
				Laxative	Fr	Ddd	Or	1
				Intestinal infection	Fr	Fs	Or	2
			Metabolic system and nutrition	Weight loss	Fr	Fs	Or	1
			Nervous system and mental health	Mental stimulant	Fr	Fs	Or	2
			Reproductive system and reproductive health	Menstruation disorders	Fr	If	Or	1
Xanthorrhoeaceae								
<i>Aloe vera</i> (L.) Burm. f. (FC923)	Pencasábila, sábila, aloe	Cultivated	Blood and cardio-vascular system	Hemorrhoids	Lp	Fs, Ml	Kn, Or, Pl	4
			Digestive system	Diarrhoea	Lp	Fs, If, Jc, Ml	Or	28

Scientific name (voucher)	Vernacular name	Status	Category	Subcategory	Plant Part	Preparation	Mode of administration	Informants
			General ailments with unspecific symptoms	Fever	Lp	Ml	Kn	1
			Infections and infestations	Insect bite	Lp	Ml	Kn	1
			Other uses	Hair loss	Lp	Fs, If, Ml	Bt, Kn, Or, Pl	20
			Other uses	Cancer	Lp	If, Ml	Or	4
			Endocrine system	Diabetes	Lp	Ml	Or	1
			Reproductive system and reproductive health	Menstruation disorders	Lp	Ml	Or	1
			Ritual and magic uses	Negative vibes	Lp	Fs	Nn	2
				Bring good luck	Lp	Fs	Nn	2
			Skin and subcutaneous tissue	Wounds, healing	Lp	Fs	Pl	1
				Acne	Lp	Fs, Ml	Bt, Kn, Pl	23
				Feet fungus	Lp	Fs	Pl	5
				Burns	Lp	Fs, Ml	Kn, Pl	7
			Urinary system	Prostate disorders	Lp	Fs	Or	1
Zingiberaceae								
<i>Curcuma longa</i> L. (no voucher specimen)	Cúrcuma	Cultivated	Nervous system and mental health	Insomnia	Fr	Dc	Or	1
			Muscular-skeletal system	Rheumatism	Ep	If	Or	1
<i>Hedychium coronarium</i> J. Koenig (FC924)	Azafrán	Wild	Skin and subcutaneous tissue	Burns	Fr, Lf, Ro	Dc, If, Mm	Bt, Kn, Pl	8
			Other uses	Cancer	Lf	Dc	Or	1
			Urinary system	Prostate disorders	Fr	Dc	Or	1
<i>Renalmia</i> sp. (FC925)	Caña agria	Wild	Urinary system	Prostate disorders	Lf	Ml	Or	1
<i>Zingiber officinale</i> Roscoe (FC926)	Kión	Cultivated	Other uses	Cancer	Ro	Dc	Or	1
			Skin and subcutaneous tissue	Feet fungus	Ro	Dc, Fs	Bt	2

Scientific name (voucher)	Vernacular name	Status	Category	Subcategory	Plant Part	Preparation	Mode of administration	Informants
			Blood and cardio-vascular system	Hemorrhoids	Ro	Dc	Or	1
			Digestive system	Diarrhoea	Ro	Ml	Or	3
				Stomach cramps	Ro	If	Or	1
			Metabolic system and nutrition	Weight loss	Ro	Dc, If, Ml	Or	6
			Nervous system and mental health	Insomnia	Ro	If	Or	1
			Respiratory system	Flu	Ro	Dc, Fs, If	Or	8
				Cough	Ro	Fm, If	Or	2
			Sensory system	Visual disorders	Ro	If	Bt	1
			Urinary system	Prostate disorders	Ro	If	Or	1
				Kidney disorders, emollient, diuretic	Ro	Fs	Or	1

Plant parts

Ap Aerial part, *Bd* Bud, *Bk* Bark, *Ec* Exocarp, *Ep* Entire plant, *Fl* Flower, *Fr* Fruit, *Lf* Leaf, *Lp* Leaf pulp, *Lx* Látex, *Ro* Root, *Sd* Seed, *Sp* Spine, *Ss* Stigmas and styles, *St* Stem

Preparation form

Dc Decoction, *Dd* Dried, *Fm* Fermented, *Fs* Fresh, *If* Infusion, *Jc* Juice, *Ml* Molten, *Rt* Rotten, *Wm* Warmed

Mode of administration

Bt Baths, *En* Enema, *Ew* Eyewash, *Gg* Gargle, *In* Inhaled, *Kn* Kneaded, *Nn* None, *Oi* Oil, *Or* Oral, *Pl* Plaster, *Vp* Vapours, *Wh* Whip

All voucher specimens were collected by Corroto, Mostacero and Mejía



Vista del valle del río Utcubamba desde el distrito de Leymebamba (Chachapoyas)

Foto: Fernando Corroto de la Fuente

Capítulo

6

What Is the Most Efficient Methodology for Gathering Ethnobotanical Data and for Participant Selection? Medicinal Plants as a Case Study in the Peruvian Andes

Este capítulo está aceptado para su publicación en una revista internacional:

Fernando Corro & Manuel J. Macía (2021). *Economic Botany* (early online).

DOI: <https://doi.org/10.1007/s12231-021-09514-7> (Ver Anxo B)

Abstract

The loss of traditional knowledge (TK) invariably continues worldwide and there is an urgent need to document and safeguard it before it vanishes. Researchers need efficient methods to document TK, taking fieldwork time and costs into account. In this study, we focused on medicinal plants to compare (1) the information provided by 600 expert and general participants from 12 localities in northern Peruvian Andes; and (2) the information gathered in semi-structured and structured interviews with 81 informants at two localities in the same area. We found that expert informants reported 91% of medicinal species and 67% of medicinal indications in less than half the time than was required to gather information from general informants. Using structured interviews yielded an increase of 18% of medicinal species and 21% of medicinal indications, but the time spent interviewing was 100% higher than in the semi-structured interviews. Overall, since time and costs are key factors often limiting ethnobotanical research, we suggest focusing on interviews with expert informants to gain efficiency. Regarding the interview method, the most efficient use of structured interviews would be in the cases or areas where (some) ethnobotanical data have been reported previously. If a researcher starts a new project and little or no previous TK data exist for a given area, we would recommend the use of semi-structured interviews. However, the available time and budget will always be key factors to be taken into account in order to select the best methodology of any TK study.

Introduction

After the incorporation of traditional knowledge (TK) into the Convention on Biological Diversity (CBD 1992) and highlighting its value as a resource that can help to preserve, maintain, and even increase biological diversity (Becker and Ghimire 2003; Reyes–García 2014), other international organizations have followed this example. The Intergovernmental Science–Policy Platform on Biodiversity and Ecosystem Services recognizes TK as a complement to scientific knowledge for the conservation and use of biodiversity (IPBES 2018), and the World Health Organization has over the past two decades been developing strategies for the promotion of TK in complementary medicine in rural areas (WHO 2000, 2013). Under the Nagoya Protocol on Access and Benefit Sharing, local human groups are valued as owners and promoters of these cultural ecosystem services and practices, and the transmission of such knowledge about the use of their resources (UNESCO 2017).

However, at the same time, the loss of TK continues or even accelerates, because the interest in traditions and TK of different populations is globally declining, fueled by multiple changes, including (i) the loss of cultural identity (Houde 2007; Reyes–García et al. 2013a; Vandebroek and Balick 2012); (ii) the expansion of the agricultural and livestock frontier (Assefa and Hans–Rudolf 2015; Gómez–Baggeth and Reyes–García 2013; Sujarwo et al. 2014); (iii) the improvement of regional socioeconomic factors—e.g., access to medical infrastructure, roads, and markets (Almeida–Campos et al. 2019; Bellia and Pieroni 2015; Williams et al. 2012); and (iv) the loss of interest of (some) younger generations in TK (Quinlan and Quinlan 2007; Reyes–García et al. 2013b; Srithi et al. 2009). This progressive loss of TK is occurring on a global scale, both in the most developed countries (Gómez–Baggeth et al. 2010) as well as in developing countries (Baldauf and dos Santos 2012; Voeks and Leony 2004). Overall, there is an urgent need to document and safeguard TK before it vanishes (e.g., Cámara–Leret et al. 2014; FAO 2009).

The study of medicinal plants represents the documentation of one of the most significant components of TK, particularly in rural areas of developing countries (Saslis–Lagoudakis et al. 2014). Plants are an integral component of the healthcare for up to 80% of the world's population (Chen et al. 2010). Interviewing a representative part of different human communities is regarded as the most effective way to gather TK (e.g., Paniagua et al. 2018; Souto and Ticktin 2012; Van Andel and Carvalheiro 2013; Voeks 2007). However, there are two relevant factors to take into account: the type of informants and the type of interviews conducted (Davis and Wagner 2003). Many ethnobotanical studies only conduct interviews of

the general population, while some combine interviews with both expert and general informants (Cámara–Leret et al. 2014; Júnior et al. 2016; Thomas et al. 2009). Expert informants are participants recognized by the rest of the community members for their high TK, and often are regarded as the traditional healers of the community (Mugisha et al. 2014; Tongco 2007). In addition, most ethnobotanical studies focusing on medicinal plants use semi–structured interviews or structured interviews, but rarely combine both methods (Odonne et al. 2013; Pasquini et al. 2018; Zank et al. 2019). In semi–structured interviews, informants are given freedom of response with a flexible but controlled outline, whereas in the case of structured interviews the questions follow a more precise scheme (Alexiades 1996).

In this study, we compared different methods to obtain TK about medicinal plants, focusing on the type of informants and distinct forms of interview, in order to evaluate which methods would be the most efficient for data gathering. First, the medicinal plant knowledge of both expert informants and general informants was compared within the same localities. We hypothesized that most of the TK that general informants hold would also be held by the expert informants, as shown in other studies (Ajibesin et al. 2008; Tsioutsiou et al. 2019). Our hypothesis was that even working with expert informants only, we would obtain the most TK about medicinal plants in the localities, and that interviewing a small number of expert informants would require less time overall than with general informants to document most of the ethnomedicinal information of the community or locality. In other words, interviewing expert informants would take more time than interviewing other members of the community, but this would be compensated by the larger number of species and medicinal uses reported.

Second, we compared two different methods to gather TK of medicinal plants, using both semi–structured and structured interviews with the same participants, during two different time periods. Our hypothesis was that using structured interviews would guide the informants more precisely, and would allow us to document larger numbers of medicinal plant species and uses than using semi–structured interviews (Albuquerque et al. 2014; Vogl et al. 2004). At the same time, we hypothesized that structured interviews would be more time–consuming than semi–structured interviews since we need to ask for all documented species and possible categories of medicinal uses in the first method.

Material and methods

Study area

The study area has been previously described in Chapter 2 (Methodology), which includes the location map (Fig. 2.1).

To deal with the second objective, we specifically focused in two highland localities: Granada and Olleros. These localities were chosen based on three criteria: (1) geographical isolation from large cities; (2) scarce regional socioeconomic development, since they have no hospitals, large markets, tourist attractions or paved roads; and (3) small population, less than 300 inhabitants per locality (INEI, 2015).

Data collection

To test the first hypothesis, we worked with all data (600 interviews, 12 locations) as described in the General Introduction (Chapter 1).

To test the second hypothesis, one year later, we gathered again ethnobotanical data of medicinal plants from 81 of our 100 previous informants in two localities (Granada and Olleros), using now a structured interview. We were unable to locate 19 out of 100 participants for different causes. We asked again all the medicinal plants already reported during our first study, following our list and asking the species by their common names and using a laptop to show them photographs of the species, in case of any doubt. We assume that leaving the one-year period between the two interviews, the TK reported during the first interview (semi-structured) could be also maintained in the second interview (structured) and at the same time, the informants do not feel uncomfortable taking again so much time to answer our questions. We noted the time it took to conduct the different types of interviews with each of the informants, to later compared them in all the cases.

Data analysis

We classified all the reported medicinal uses in 18 categories following international standards (ICPC–2 2005) and including modifications for cultural, ritual, or magical diseases as proposed by Macía et al. (2011) and Gruca et al. (2014). Three ethnobotanical indicators were analyzed for each informant: 1) the number of medicinal plant species (NSP) reported in the respective interviews; 2) the number of medicinal plant uses (NMU), corresponding to the use of a plant part of a given species that is associated with a medicinal category and a specific

medical indication; and 3) the number of medicinal plants use–reports (NUR), corresponding to the sum of all different medicinal uses reported for the total number of known species.

To analyze the information gathered from expert informants and general informants, we first compared the mean (\pm SD) of the three ethnobotanical indicators obtained per type of informant and later averaged for all 12 localities. Second, we used two ethnobotanical indicators (NSP and NUR) because the global patterns of NMU and NUR yielded similar patterns. We compared total percentages that expert and general participants contributed to the NSP and NUR per locality, respectively. And finally, using these two ethnobotanical indicators, we averaged and compared them among the 12 most cited medicinal categories.

To evaluate possible differences between both interview methodologies (semi–structured and structured), we calculated a Mann–Whitney U test to seek statistically significant differences between the two interview methods for each ethnobotanical indicator. Finally, we used a general mixed linear model and its corresponding post hoc LSD Fisher test of multiple comparisons ($p < 0.05$) using only NUR with the 12 medicinal categories that yielded the highest number of records. All the analyses were performed in R 3.4.0. (R Development Core Team 2020).

Results

Expert informants vs. General informants

A total of 416 species of medicinal plants belonging to 107 families were registered from the 600 interviews conducted in 12 localities of northern Peruvian Andes. The expert informants represented 12.8% of the total participants interviewed. Overall, the mean of the three ethnobotanical indicators (NSP, NMU, and NUR) at the individual level was almost twice as high for the expert informants than for general informants, whereas the total number of both species and botanical families recorded from each participant group were similar (Table 6.1). The average time spent per interview was 13 times higher with the experts than with the general informants, but overall, 17 days less were spent with the expert informants.

Table 6.1. Comparison of three ethnobotanical indicators (NSP, the number of medicinal plant species, NMU, the number of medicinal plant uses, and NUR, the number of medicinal plant use-reports), together with plant species richness, and time spent on interviews for expert informants and general informants in 12 localities of the northern Peruvian Andes.

Informant type	Ethnobotanical indicators	Mean±SD	Plant families	Medicinal plant species	Exclusive medicinal plant species	Average±SD interview time (min)	Total interview time (days)
Expert informants	NSP	33.2±19.6					
	NMU	38.1±16.2	105	379	36	625±238	104
	NUR	40.6±22.8					
General informants	NSP	17.8±20.9					
	NMU	18.2±22.4	101	376	39	47±55	121
	NUR	20.8±27.6					

When the NSP and NUR for the two types of informants were compared per locality using the number of records gathered for each case, we found higher values for the general informants for both ethnobotanical indicators in most of the localities (Fig. 6.1). However, in four of them, the number of records of NSP and the NUR showed higher values (Fig. 6.1-B, 6.1-C, and 6.1-I) or equal values (Fig. 6.1-D) for the expert informants. On average, the expert informants contributed 46.1% of the number of records of NSP and 48.4% of the NUR, whereas the contribution of the general informants was 53.9% of the NSP and 51.6% of the NUR (Fig. 6.1).

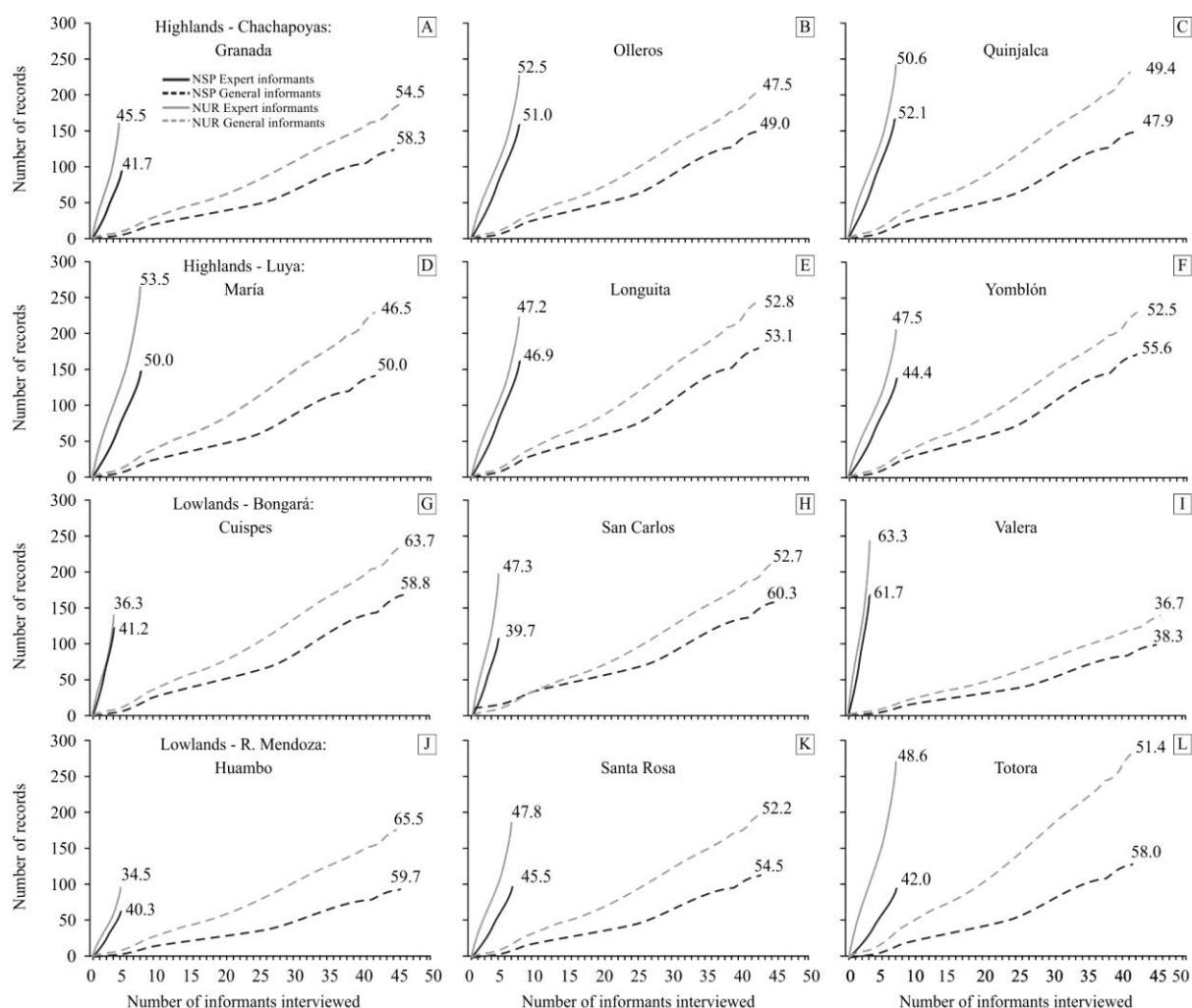


Fig. 6.1. Comparison of the number of medicinal plant species (NSP) and the number of medicinal plant use-reports (NUR) gathered from the expert informants and the general informants in two ecoregions and 12 localities of the northern Peruvian Andes. The numbers to the right of the lines indicate the percentages of NSP and NUR obtained within the localities, respectively.

The expert informants clearly showed higher TK of medicinal plants than the general informants in all the medicinal categories, based on the two ethnobotanical indicators tested

(Fig. 6.2). Overall expert informants reported more than twice the NSP than general informants in 6 out of 12 medicinal categories (Figs. 6.2-A, 6.2-E, 6.2-F, 6.2-J, 6.2-K, and 6.2-L). Similarly, experts reported more than twice the NUR than general participants in 5 out of 12 medicinal categories (Figs. 6.2-A, 6.2-E, 6.2-F, 6.2-G, and 6.2-L).

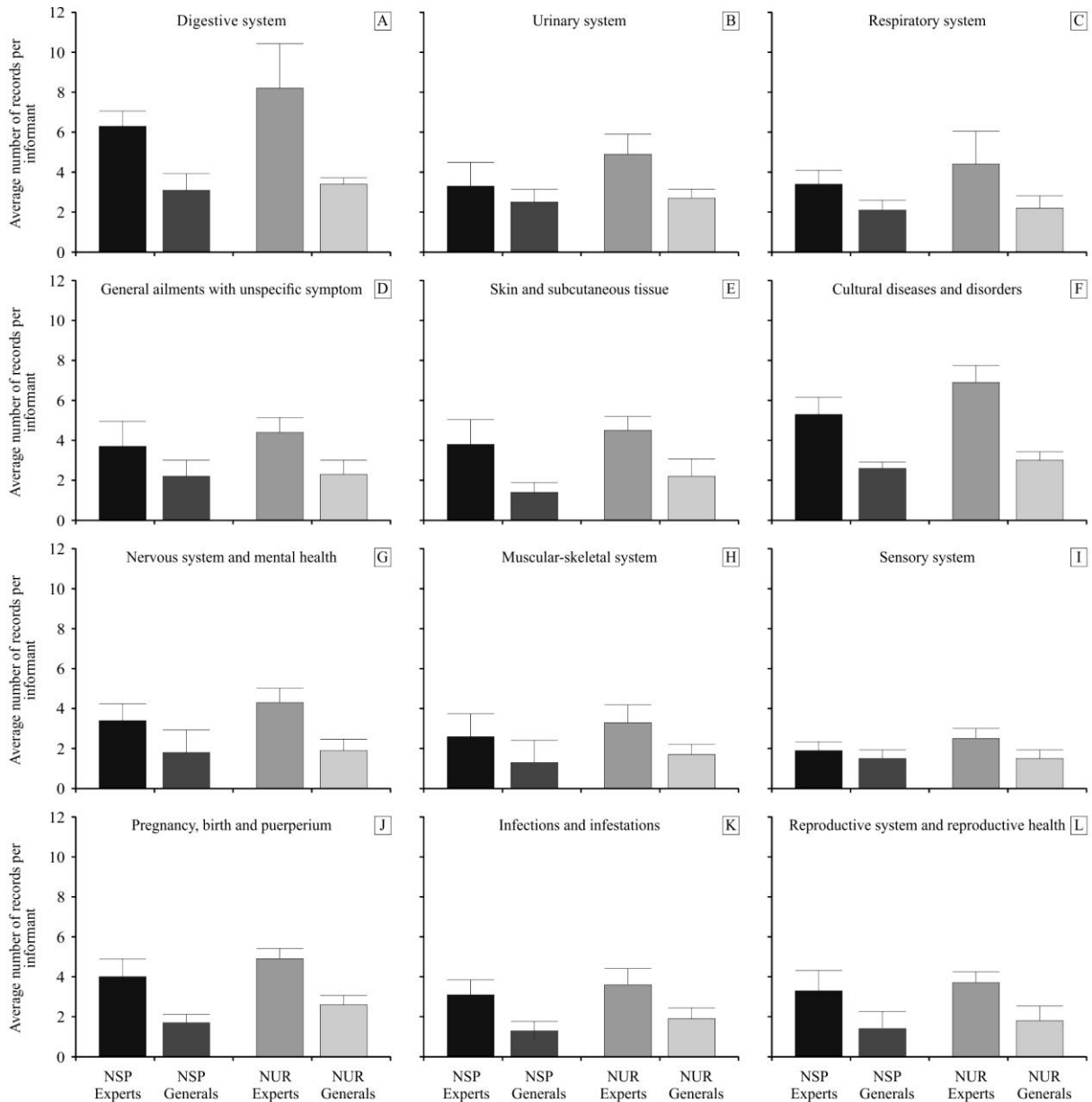


Fig. 6.2. Comparison of the averages of the number of medicinal plant species (NSP) and the number of medicinal plants use-reports (NUR) gathered from the expert and the general informants and broken down by the 12 most cited medicinal categories in 12 localities of the northern Peruvian Andes.

Semi-structured interviews vs. Structured interviews

In the two localities studied twice, we recorded 249 medicinal plant species belonging to 89 plant families from 81 interviews. The information obtained with structured interviews yielded the highest numbers for all three ethnobotanical indicators (NSP, NMU, and NUR). However, the average time spent in the structured interviews was more than double that spent in the semi-structured interviews (Table 6.2). Differences between both interview methodologies were statistically significant.

Table 6.2. The average number of medicinal plant species (NSP), the average number of medicinal uses (NMU), and the average number of medicinal plant use-reports (NUR) of the two interview methods used with 81 informants in two localities of northern Peruvian Andes.

Ethnobotanical indicators	Semi-structured interviews (Mean ± SD)	Structured interviews (Mean ± SD)	Mann-Whitney test between the two methods (p-value)
NSP	25.9 ± 9.6	32.0 ± 16.0	0.01**
NMU	30.7 ± 12.2	36.8 ± 18.4	0.02*
NUR	32.2 ± 12.7	38.8 ± 19.2	0.02*
Average interview time (min)	70 ± 26	150 ± 29	-

* indicate significant differences ($p < 0.05$), and ** indicate highly significant differences ($p < 0.01$)

The structured interviews reported a higher NUR than semi-structured interviews for all medicinal categories, although statistically significant differences were found in 7 out the 12 most cited categories: *Digestive system*; *General ailments*; *Skin and subcutaneous tissue*; *Cultural diseases and disorders*; *Muscular-skeletal system*; *Pregnancy, birth, and puerperium*; and *Infections and infestations* (Figs. 6.3-A, 6.3-D, 6.3-E, 6.3-F, 6.3-H, 6.3-J, 6.3-K and 6.3-O, respectively).

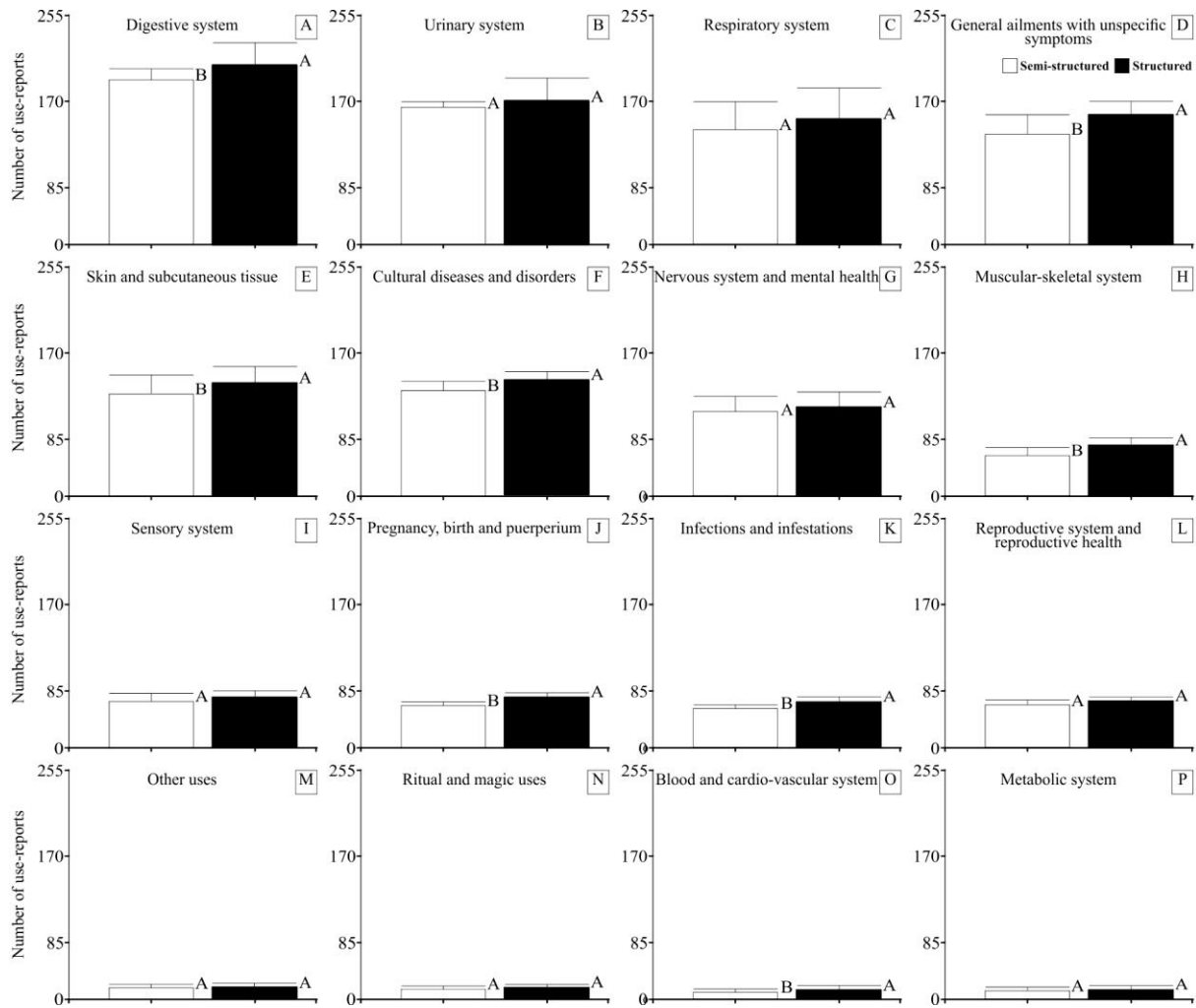


Fig. 6.3. Comparison of the average percentage of medicinal plants use-reports between semi-structured interviews and structured interviews based on 81 participants of Granada and Olleros localities in northern Peruvian Andes. Letters (A, B) indicate significant differences based on general mixed lineal models and its corresponding *post hoc* LSD Fisher test ($p < 0.05$).

Discussion

Expert informants vs. General informants

Our first hypothesis was accepted because most TK of medicinal plants could indeed be registered by only gathering data with expert informants. This means that working only with 12.8% of the total population interviewed, and spending less than half the overall time, we yielded 91% of the NSP information and 67% of the NMU. This is a very acceptable level of confidence, as also documented in earlier studies (Almeida et al. 2012; Voeks 1996). In this sense, it appears that the general informants in the study area have only a basic TK of medicinal plants, leaving the responsibility of maintaining and using more complex medicinal practices to the expert informants of each locality (Singh et al. 2012; Tongco 2007). Our study is in line

with previous studies that documented higher TK of expert informants compared to other participants (Belayneh et al. 2012; Cartaxo et al. 2010; Demie et al. 2018).

However, in most localities we gathered a higher total number of records with the general informants than with the expert informants, which easily can be explained because the number of general informants interviewed was clearly higher than the number of expert informants interviewed in all 12 localities. Thus, using the walk-in-the-woods method to gather first ethnobotanical information only with the expert participants was relevant to have a whole picture of the majority of the medicinal species used and their associated uses in the study area.

However, the differences between the two types of informants depended on the medicinal category. The TK in the categories Pregnancy, birth and puerperium, and Reproductive system and reproductive health has been documented as specialized and unique knowledge of expert women in northern Peru (Bussmann and Glenn 2010; Monigatti et al. 2013). But in case of the categories, General ailments with unspecific symptoms and Skin and subcutaneous tissue, most informants in the Andean society know plant resources to alleviate and heal such ailments (Bussmann and Sharon 2014; Ceuterick et al. 2011; De Feo 2003).

However, it is also true that TK information of medicinal plants would be incomplete if focusing only on expert informants, without having any clear idea about how such TK is distributed in a locality or region. Depending on the objectives of the studies, researchers may thus need to focus on different types of participants, taking into account, e.g., gender, age, experts, or general informants to gather the TK as complete as possible, and interviews may need to be extended to the general population to obtain more complete and representative information from the whole community (Espinosa et al. 2012; Mugisha et al. 2014).

Time and costs are two key factors that can greatly limit research efforts, and thus need to be considered carefully before conducting any work. Unfortunately, most grants in our discipline provide a limited budget, and to be executed over short periods of time. Both are fundamental variables to be taken into account in two dimensions. Thus, first, in order to collect as much information about TK in a community in the shortest time possible and thus to gain efficiency, we propose focusing interviews on the so-called expert informants (Almeida et al. 2012; Vandebroek et al. 2004). Second, there is evidence that TK transmission is decreasing worldwide and thus, we need to obtain as much information as possible of cultural ecosystem services before they are lost forever (Cámara-Leret et al. 2014; McMillen 2012; Salpeteur et al. 2016), although we also know that TK is dynamic and local populations adapt to learn new knowledge (e.g., Gómez-Baggethum et al. 2010; Reyes-García et al. 2013a), which is fundamental to the understanding of traditional medical systems nowadays.

Finally, gender and age are relevant factors in TK studies, so when possible, it should be incorporated in data collection and analyses (e.g., Corroto et al. 2019; Srithi et al. 2009). In this study, it was not possible since expert informants were very few in number in all localities and selected by local authorities, exclusively.

Semi-structured interviews vs. Structured interviews

Our second hypothesis was also verified, because the use of structured interviews resulted in the most effective method to obtain TK information on medicinal plants. Conducting structured interviews, we obtained an increase of 18% of NSP, 21% of NMU, and 19% of NUR. Using this method, we made sure the informants had the opportunity to give information on all potential medicinal plant species used in the area (Bernard 2006), and follow past results that documented interviews elicited more TK than freelists (Paniagua et al. 2018). It is very important to gain the confidence of the informants to obtain good results, which depends on an open and collaborative role of the interviewer to succeed (Albuquerque and Hanazaki 2009). Furthermore, through the use of structured interviews, the interviewer has the opportunity to use previous knowledge about medicinal plants, making it easier for the informants to be involved in the interview (Alexiades 1996). However, at the same time, structured interviews need to be prepared more carefully, requiring previous research on the species, and might even include, as in our case, the previous photographic documentation of the species, reducing the time of the interview and minimizing the risk of misidentification (Martins et al. 2012; Nguyen 2003; Thomas et al. 2007).

The time spent in the interviews is a very important factor when conducting a large number of field interviews at different levels. Structured interviews usually take almost twice as long as semi-structured interviews, which could be a limiting factor when deciding on the method to be used in the field (Quinlan 2005). Thus, the implications of doing a pre-study to get names and plant images for the structured interviews is time demanding. This needs to be taken into account when a researcher starts a new project and little or no previous data exist for a given area. In this particular case, structured interviews may not be the most efficient method and therefore we do not recommend it.

Our results identify differences in the two interview methods; that is, semi-structured and structured interviews. However, it needs to be further tested since unidentified bias could be found. Other authors could use our study as a model to investigate potential biases from using semi-structured and/or structured interviews with different human populations elsewhere.

Finally, our results only have quantitatively analyzed TK of medicinal plants, and probably other use categories will follow this same pattern for both the type of informants and interviews, but still we need more studies to confirm that our results can be applied widely to different cultural domains.



Bosque muy húmedo montano en la localidad de Huambo (Rodríguez de Mendoza)

Foto: Fernando Corroto de la Fuente

Capítulo

7

Discusión general

Significancia de las especies de plantas medicinales y categorías de uso en el norte de los Andes de Perú: del campo a la ciudad

Las especies de plantas medicinales más usadas en las 12 localidades estudiadas a escala regional fueron relativamente similares a las especies más utilizadas a escala local en la ciudad de Chachapoyas, lo que permite obtener patrones conjuntos. En primer lugar, las especies con mayor importancia cultural registradas en los tres sectores de la ciudad de Chachapoyas fueron en su mayoría las mismas que las encontradas en cada una de las dos ecorregiones estudiadas (Tabla 7.1). Algunas de estas especies son comúnmente mencionadas en trabajos sobre plantas medicinales usadas en la cordillera andina, como *Minthostachys mollis*, *Matricaria recutita*, *Citrus limon* y *Plantago major*, que se repiten entre las 10 especies más citadas en ambos estudios (ej. Hammond et al., 1998; De la Cruz et al., 2007; Monigatti et al., 2013). Otras especies, como *Ruta chalepensis* u *Origanum vulgare*, se repiten hasta en cuatros de las cinco regiones estudiadas.

Muchas de estas especies no son nativas de los Andes de Perú, sino que fueron introducidas en distintos períodos y fueron cultivadas históricamente en huertos familiares. De este modo se distribuyeron estas plantas medicinales a gran escala, al mismo tiempo que en la actualidad su compra es económicamente asequible en los mercados para toda la población, tanto urbana como rural. Todo ello indica que la importancia local o regional del uso de las plantas medicinales puede depender en gran medida de su fácil disponibilidad y accesibilidad sencilla (Signorini et al., 2009; Carrió & Vallès, 2012; Brandt et al., 2013).

En el caso de *Erythroxylum coca*, se trata de una especie destacada en todas las regiones rurales, sin embargo, no aparece entre las más citadas en los tres sectores de la ciudad de Chachapoyas. Este hecho puede estar asociado al mantenimiento de las tradiciones culturales de consumo de hoja de coca del mundo rural, ya que esta continúa siendo empleada para fines ceremoniales-culturales y para fines tradicionales, más propios en los ambientes rurales andinos del país (DEVIDA, 2020).

Otro factor importante es que una especie se puede utilizar habitualmente para diferentes usos, no exclusivamente medicinales, aumentando su valor de importancia cultural al sumar el interés nutricional (González et al., 2010; Urso et al., 2016; Bulut et al., 2017). Estas especies comestibles y medicinales a la vez, denominadas nutraceuticas, pueden ser consideradas por la población local como más próximas a sus tradiciones (Pochettino et al., 2012).

Tabla 7.1. Comparación de las 10 especies de plantas medicinales más citadas entre las dos ecorregiones (tierras altas y tierras bajas) y los tres sectores de la ciudad de Chachapoyas (centro, área intermedia y periferia de la ciudad) estudiados en los Andes del norte de Perú. Las especies se presentan de mayor a menor número de citaciones en cada región.

Ecorregiones		Ciudad de Chachapoyas		
Tierras altas	Tierras bajas	Centro	Área intermedia	Periferia
<i>Minthostachys mollis</i>	<i>Minthostachys mollis</i>	<i>Minthostachys mollis</i>	<i>Matricaria recutita</i>	<i>Minthostachys mollis</i>
<i>Matricaria recutita</i>	<i>Citrus limon</i>	<i>Citrus limon</i>	<i>Minthostachys mollis</i>	<i>Matricaria recutita</i>
<i>Citrus limon</i>	<i>Ruta chalepensis</i>	<i>Matricaria recutita</i>	<i>Malus domestica</i>	<i>Origanum vulgare</i>
<i>Plantago major</i>	<i>Bixa orellana</i>	<i>Origanum vulgare</i>	<i>Plantago major</i>	<i>Citrus limon</i>
<i>Ruta chalepensis</i>	<i>Matricaria recutita</i>	<i>Bixa orellana</i>	<i>Zea mays</i>	<i>Plantago major</i>
<i>Piper aduncum</i>	<i>Origanum vulgare</i>	<i>Ruta chalepensis</i>	<i>Equisetum bogotense</i>	<i>Equisetum bogotense</i>
<i>Erythroxylum coca</i>	<i>Plantago major</i>	<i>Plantago major</i>	<i>Origanum vulgare</i>	<i>Aloe vera</i>
<i>Equisetum bogotense</i>	<i>Erythroxylum coca</i>	<i>Erythroxylum coca</i>	<i>Citrus limon</i>	<i>Ruta chalepensis</i>
<i>Eucalyptus globulus</i>	<i>Mentha spicata</i>	<i>Mentha spicata</i>	<i>Musa acuminata</i>	<i>Piper aduncum</i>
<i>Sambucus peruviana</i>	<i>Aloe vera</i>	<i>Brassica oleracea</i> var. <i>acephala</i>	<i>Carica papaya</i>	<i>Mentha spicata</i>

Si se comparan las categorías medicinales entre todas las regiones estudiadas a distintas escalas geográficas, se concluye que las dolencias y desórdenes del *Sistema digestivo*, las del *Sistema urinario* y las derivadas de *Dolencias generales*, son las más comunes y citadas en las cinco áreas analizadas. Estos patrones de utilización en categorías medicinales están relacionados con la relevancia de las especies más usadas, que en algunos casos están señaladas para indicaciones medicinales correspondientes a una única categoría medicinal (Hassan, 2013). No obstante, existen categorías medicinales que son mencionadas en mayor medida en el ámbito rural, a diferencia de las más citadas en los sectores urbanos más céntricos (centro ciudad y área intermedia). Esto aplica a enfermedades de la *Piel y tejidos subcutáneos* o del *Sistema músculo-esquelético*, que a pesar de ser frecuentes en cualquiera de las cinco regiones, se suelen curar en los ambientes rurales (y en la periferia de la ciudad de Chachapoyas) haciendo uso de recursos vegetales (Gedif & Hahn, 2003; De Wet et al., 2013), mientras que en el ámbito más urbano se curan habitualmente con medicina convencional, debido al mejor acceso y posibilidades económicas que suelen tener sus habitantes (Altieri et al., 1999; Ojua et al., 2013).

En términos generales, la mayoría de las especies medicinales se adquieren mediante compra en los mercados locales, en aquellas localidades y sectores en los que existen tiendas o puestos en los mercados para ello. No obstante, los porcentajes de compra de plantas

medicinales en la periferia de Chachapoyas son más bajos que en el centro de la misma ciudad, debido a que el entorno natural circundante facilita el aumento de la adquisición de especies silvestres, mostrando la importancia del contacto directo con el medio para mantener el conocimiento tradicional de plantas medicinales (Furlan et al., 2016). En el centro de la ciudad, las especies medicinales que se han registrado exclusivamente en este sector se compran en tiendas especializadas, como herbolarios, con formatos y precios propios de la medicina convencional (Mahishi et al., 2005; Van Andel et al., 2012; Castillo-Vera et al., 2017). De modo análogo, en la periferia, las especies medicinales exclusivas de este sector se recolectan únicamente del medio en estado silvestre (Wiersum et al., 2006; Pieroni, 2008; Karhagomba et al., 2013). Por tanto, la disponibilidad de tiendas o puestos especializados en la venta de plantas medicinales tienen un papel fundamental en la conservación y distribución del conocimiento tradicional ya que facilitan el acceso de las plantas a distintos sectores de la población y con precios acordes a la capacidad adquisitiva de cada sector y localidad. Y al mismo tiempo, el acceso al medio natural para la cosecha de especies es una garantía para las personas más desfavorecidas.

Factores que determinan la distribución del conocimiento tradicional de las plantas medicinales en los Andes del norte de Perú

Esta memoria de Tesis Doctoral evidencia una clara asociación entre los factores socioeconómicos de la población local y su conocimiento tradicional de las plantas medicinales. Este patrón ocurre tanto a escala regional, entre las dos ecorregiones de los bosques montanos del norte de Perú, como a escala local, entre los tres sectores en los que se dividió la ciudad de Chachapoyas, la más importante del área de estudio. A continuación, vamos a comentar conjuntamente cada una de las variables estudiadas en relación al uso medicinal tradicional para las distintas escalas de estudio.

Género – Nuestro estudio muestra que las mujeres conservan este conocimiento en mucho mayor medida que los hombres. Esto se explica porque el papel que juegan las mujeres en esta sociedad rural no ha cambiado mucho en las últimas décadas (Coelho-Ferreira, 2009). Además de las actividades de atención del hogar y del cuidado de niños y ancianos, las mujeres de esta zona son las encargadas de decidir, preparar y distribuir los alimentos, siendo las principales garantes del estado nutricional y de salud de sus familias (Kothari, 2003; Voeks, 2007; Torres-Avilez et al., 2016). El papel de la mujer es indiscutible en determinadas categorías medicinales, principalmente en la de *Embarazo, parto y puerperio*. El conocimiento sobre estas dolencias es

casi exclusivo de las mujeres, y este conocimiento se limita únicamente a hombres clasificados como informantes expertos. Así, las especies de plantas utilizadas, dónde recolectarlas, cómo prepararlas y aplicarlas, es un área importante de conocimiento andino que empodera a las mujeres en estas comunidades (De Boer & Lamxay, 2009). También en otras categorías médicas, como *Sistema reproductor y salud reproductora*, y *Sistema nervioso y salud mental*, las mujeres guardan un mayor conocimiento tradicional que los hombres. Por ello, es fundamental desarrollar nuevas investigaciones que aúnen el conocimiento de las plantas utilizadas por las mujeres en este tipo de trastornos y dolencias, como se ha hecho en otros países y realidades (ej. Barreto & Schultze-Kraft, 2014; Malan & Neuba, 2011; Vandebroek et al., 2010). Sin embargo, el conocimiento tradicional entre mujeres y hombres no sigue siempre el mismo patrón, ya que existen variaciones en algunas categorías médicas, en las que los hombres tienen niveles similares de conocimiento que las mujeres (Guimbo et al., 2011; Paniagua-Zambrana et al., 2015). Este es el caso en las categorías medicinales de *Urinary system*, *Respiratory system* y *Muscular-skeletal system*, en las que los hombres muestran patrones similares a los de las mujeres, lo que también muestra la significancia del género masculino en este área del conocimiento. Estos patrones son compartidos tanto a nivel regional como a nivel local en la ciudad de Chachapoyas, con las mismas categorías medicinales destacadas.

Edad – El patrón general encontrado en ambas ecorregiones supone un aumento progresivo desde el grupo de los más jóvenes hasta los 60 años, y a partir de esta edad, el conocimiento tradicional de plantas medicinales va disminuyendo. Esta dinámica se repite en muchos trabajos etnobotánicos realizados en Sudamérica (p. ej. Byg & Balslev, 2004; Reyes-García et al., 2013b; Paniagua-Zambrana et al., 2016). Es significativo que, en algunos casos, son las generaciones intermedias las que muestran un mayor conocimiento tradicional (Reyes-García et al., 2009). Por tanto, para evitar la pérdida de conocimiento tradicional de plantas medicinales preservado por los ancianos en estos bosques montanos del norte del Perú, el conocimiento botánico debería transmitirse a las generaciones futuras antes de que la generación anterior se retire de la actividad diaria (Qureshi et al., 2007; Ayantunde et al., 2008; Kidane et al., 2018). Sin embargo, a pesar de las diferencias significativas encontradas entre los distintos grupos de edad, también se muestra que el conocimiento tradicional se mantiene, aunque en menor medida, entre la población más joven. En muchos casos, la adquisición de este conocimiento puede estar sujeta a la aparición de nuevas responsabilidades entre los grupos más jóvenes, como ser padres y el correspondiente cuidado de la salud de sus hijos (Eddouks et al., 2017). En otros casos, la falta de recursos económicos para acceder a los servicios médicos

convencionales puede ser un motivo para empezar a adquirir este conocimiento tradicional (Sher et al., 2011; Khuankaew et al., 2014).

Economía familiar – Es un componente imprescindible a la hora de mantener el conocimiento tradicional (Godoy et al., 2000). Aquellas variables relacionadas con una mayor prosperidad económica, como ocurre con la tenencia de medios de transporte, herramientas, acceso a servicios tecnológicos, estado de conservación de la vivienda, tamaño de granja, o posesión de animales domésticos para su explotación, entre otras, se relacionan con un menor conocimiento tradicional. En definitiva, una mejor posición económica implica una menor dependencia del conocimiento tradicional, que a su vez se relaciona con una pérdida de interés en estos conocimientos (Shackleton & Shackleton, 2006). Del mismo modo, el hecho de poseer más herramientas y/o mejores medios de transporte, facilita la contratación de más trabajadores, y con ello, mayores ganancias, lo que en ocasiones está ligado al abandono de las actividades tradicionales, más aún cuando este nuevo nivel económico posibilita el acceso a la medicina convencional alopática (Takasaki et al., 2001).

Desarrollo individual – La posesión de un mayor nivel educativo se vincula en términos generales, con un menor conocimiento tradicional. En este sentido, la educación convencional actual aleja a los estudiantes del entorno natural que los rodea y, en consecuencia, reduce las posibilidades de aprender de sus predecesores (Sylvester et al., 2016; Arruda et al., 2019). Estas mismas asociaciones negativas se dan, por lo general, con las variables de ocupación profesional laboral y estatus migratorio. La primera, sigue un patrón mixto entre la educación formal y un mejor nivel económico (Voeks & Leony, 2004). De esta manera, un nivel educativo mayor favorece la consecución de un trabajo de mayor grado, el cual suele estar relacionado con un escalón superior de ingresos y mayores posibilidades de acceso a la medicina convencional. Respecto al estatus migratorio, en este trabajo se ha encontrado un mayor conocimiento tradicional en las personas no migrantes, que han permanecido en sus localidades durante largos períodos de tiempo, respecto a las que han vivido fuera. Sin embargo, en otros estudios se ha documentado el patrón inverso, donde la migración a nuevos ambientes posibilita a algunos inmigrantes ampliar saberes y desarrollar nuevas técnicas surgidas del mestizaje de conocimientos (Pichón, 1997; Atran et al., 2002). Futuros trabajos serán necesarios para clarificar la influencia de este patrón en el conocimiento tradicional de plantas medicinales.

Desarrollo comunitario a distintas escalas regionales – La existencia de mejores condiciones de desarrollo económico y de condiciones de vida en cualquier localidad de las estudiadas se relaciona con un menor conocimiento tradicional sobre plantas medicinales. En términos generales, las localidades pertenecientes a la sierra (tierras altas) tienen en común

peores infraestructuras y mayor dificultad de acceso a centros sanitarios y a mercados regionales o nacionales. Ésto lleva asociado, que sus niveles de desarrollo económico son inversamente proporcionales a los niveles de conocimiento tradicional, como también se ha documentado en otras sociedades rurales (Johnson, 1992; Mauro & Hardison, 2000; Sandlos & Keeling, 2015). Estas características socioeconómicas regionales son una ventaja para ellos cuando se trata de conservar un alto conocimiento tradicional, facilitado por el mayor aislamiento de su comunidad (Pieroni & Quave, 2005; Vandebroek, 2010). No obstante, la distribución del conocimiento tradicional entre las tierras altas y las tierras bajas andinas muestra pocas diferencias en relación a las principales categorías medicinales estudiadas. De hecho, son exclusivamente dos categorías medicinales, las que muestran diferencias significativas: *Enfermedades y trastornos culturales*, que tienen valores más altos en las tierras bajas y *Enfermedades generales con síntomas inespecíficos*, que tienen valores superiores en las tierras altas. Así, las enfermedades pertenecientes a la primera categoría se tratan con plantas medicinales que en muchos casos, su uso depende del valor cognitivo que le dan las personas (Leonti, 2011) y que a su vez puede derivar de sus marcadas propiedades organolépticas (Leonti et al., 2002). Además, estas enfermedades proceden de la cosmovisión tradicional andina, por lo que no son tratables con la medicina convencional, mientras que las segundas sí lo son (Mathez-Stiefel et al., 2012). Por estas razones, parece que la mayor prosperidad económica de los habitantes de los bosques montanos tropicales bajos favorece que no sea tan necesaria la búsqueda de alternativas tradicionales para tratar enfermedades comunes, ya que cuentan con mayores facilidades económicas para acceder a la medicina convencional.

Desarrollo socioeconómico comparativo entre el medio rural y el medio urbano – Las escasas diferencias en el conocimiento tradicional de plantas medicinales entre las tierras altas y las tierras bajas andinas, también se explican a partir de una cultura común compartida entre las distintas localidades del área de estudio. Y estos mismos argumentos se mantienen en el estudio a escala local en la ciudad de Chachapoyas. De este modo, podemos obtener respuestas similares en lo concerniente al mantenimiento del conocimiento tradicional, si por un lado comparamos las tierras altas, con un menor nivel socioeconómico y mayor escasez de infraestructuras, con el sector periférico de la ciudad de Chachapoyas. De manera análoga, existen similitudes entre las tierras bajas andinas, con mayores infraestructuras y accesos a servicios diversos, con el sector del centro de esa misma ciudad, que en ambos casos tienen un menor conocimiento tradicional de plantas medicinales (Rai & Lalramnghinglova 2010; Hurrell & Pochettino, 2014; Almeida-Campos et al., 2019).

Etnobotánica, servicios ecosistémicos, desarrollo de proyectos y perspectivas de futuro

La conservación de la etnobotánica medicinal y las personas que la practican y aplican con conocimiento de causa, incluye por un lado el estudio de la dinámica de los ecosistemas naturales donde crecen las decenas de especies, junto con la integración del componente social y cultural de las distintas poblaciones de donde surgen estos conocimientos tradicionales (Cámara-Leret et al., 2014b; Afentina et al., 2019; Kusumoto et al., 2020). Documentar y mantener este conocimiento tradicional entre las comunidades locales es de capital importancia para su sustento, supervivencia y para la conservación de la cultura tradicional, especialmente en los países en desarrollo (Kala, 2007; Ribeiro et al., 2010). En general, el conocimiento tradicional que solo poseen los informantes expertos puede representar al resto de los miembros de la comunidad, ya que los valores promedio de los indicadores etnobotánicos utilizados son muy superiores a los del resto de la población, lo que ofrece un nivel de confianza muy aceptable para su potencial documentación (Voeks, 1996; Gazzaneo et al., 2005; Almeida et al., 2012). La existencia de estos informantes expertos, todavía muy común en las zonas rurales del Perú, predomina fundamentalmente en las localidades más necesitadas y aisladas, que no cuentan con un centro de salud de atención primaria o con una posta médica, y donde su vigencia permanece casi inalterada (Maliwichi-Nyirenda & Maliwichi, 2010).

La etnobotánica posibilita el acercamiento a regiones donde existe el conocimiento tradicional sobre plantas medicinales para su estudio y documentación, con intereses básicos y aplicados, tanto para las propias comunidades locales que las utilizan, como para la propia academia, ciencia y resto de la sociedad (Cunningham, 2001). Con este objetivo, se emplean diferentes herramientas para la recuperación de los saberes tradicionales (Blin, 2006). Una de las principales dificultades que afronta un investigador a la hora de comenzar una investigación etnobotánica es decidir qué tipo de entrevistas seleccionar en la recogida de datos con la población local (Alexiades, 1996; Albuquerque et al., 2014a). Esta decisión obedece a los objetivos principales y a las preguntas que la investigación debe contestar, además del tiempo y recursos humanos y financieros disponibles (Berlin & Berlin, 2005). Conociendo estos pormenores, la elección de entrevistas abiertas o cerradas, o una combinación de ellas, será más sencilla (Peters, 1996; Monteiro et al., 2008). En nuestro caso, la metodología de entrevistas estructuradas ofreció valores más altos en cuanto a los indicadores etnobotánicos utilizados, con respecto a la metodología de entrevistas semi-estructuradas. En este sentido, parece lógico concluir que la metodología de entrevistas estructuradas es la más eficaz para extraer la mayor

cantidad de información posible. Y la principal ventaja de las entrevistas estructuradas es que a cada informante se le va a preguntar por cada una de las especies medicinales mencionadas por la comunidad en el estudio preliminar, por lo que nos aseguramos de que no se olvide de contestar sobre algunas de ellas, como puede suceder con la metodología de entrevistas semi-estructuradas (Bernard, 2006). Por el contrario, debemos considerar que el tiempo es un factor muy importante a la hora de realizar entrevistas de campo por diferentes motivos (Silva et al., 2014). Por ejemplo, los habitantes de comunidades pobres y aisladas dependen en mayor medida de sus cultivos para el autoabastecimiento, por lo que el tiempo que tienen disponible para atender a los investigadores suele ser al amanecer o al atardecer, mientras que el resto del día deben dedicarlo a sus quehaceres (Macía et al., 2011). Teniendo en cuenta que la metodología de entrevistas estructuradas suele implicar el empleo de casi el doble de tiempo que el de entrevistas semi-estructuradas por informante, esto debe ser un factor a tener en cuenta a la hora de decidir el método. Otro ejemplo puede ser que el presupuesto destinado a una investigación de este tipo alcance para un determinado período de tiempo (Savo et al., 2011). En este sentido, el investigador deberá valorar qué metodología utilizar, sabiendo que el conocimiento tradicional recogido no será completo al utilizar la metodología de entrevistas semi-estructuradas, pero sin olvidar los recursos económicos disponibles para desarrollar el estudio.

El análisis de los resultados obtenidos de este estudio, manifiesta la necesidad de continuar recolectando información etnobotánica sobre plantas medicinales debido a los grandes vacíos de información existentes en la vasta región andina (Monigatti et al., 2013; Bussmann y Sharon, 2014). Al mismo tiempo, este trabajo muestra que la cultura andina alimenta una identidad cultural común reflejada en patrones similares de la conservación del conocimiento tradicional sobre plantas medicinales (Aldunate et al., 1983; Estomba et al., 2006; Mathez-Stiefel & Vandebroek, 2012). Son las variables socioeconómicas propias de cada ecorregión las que marcan las diferencias. Por todo ello, en futuras investigaciones, pensamos que sería aconsejable comparar ecorregiones más extensas y a ser posible más distantes, con o sin influencias de la actividad turística, sanitaria o comercial, para poder comparar el conocimiento tradicional entre ellas de manera equitativa. Del mismo modo, sería recomendable llevar a cabo estudios similares al realizado en la ciudad de Chachapoyas, en otras ciudades andinas y con tamaños de población distintos, para contrastar la posible diferenciación entre pobladores de distinto poder adquisitivo. El objetivo final de estos estudios sería el de analizar si los patrones encontrados en esta ciudad se repiten en otras ciudades de la sociedad andina. En este sentido, cabe destacar que hasta la fecha la etnobotánica urbana se había enfocado casi exclusivamente

al estudio de mercados de plantas medicinales (ej. Macía et al., 2005; Bussmann et al., 2007; Tinitana et al., 2016), y este trabajo supone una novedad en la disciplina etnobotánica.

Capítulo

8

Conclusiones generales

1. El uso de las plantas medicinales en los Andes del norte de Perú sigue teniendo una gran importancia local, ya que se han registrado 19686 registros de uso, 5904 usos medicinales y 465 especies a partir de las entrevistas realizadas a 1050 informantes.
2. Los factores socioeconómicos tienen una fuerte influencia en el mantenimiento del conocimiento tradicional sobre plantas medicinales a lo largo de los Andes del norte del Perú, de manera que, en función de las características personales, familiares y regionales, se podría predecir cómo sería el conocimiento tradicional de personas y localidades.
3. Las localidades que tienen un menor desarrollo socioeconómico suelen mantener un mayor conocimiento tradicional sobre plantas medicinales, debido a que estos saberes resultan imprescindibles para el mantenimiento de una buena salud y en definitiva para la subsistencia de la población.
4. Las mujeres son depositarias clave del mantenimiento del conocimiento tradicional sobre plantas medicinales en los Andes de Perú, debido a que su lugar de trabajo sigue en gran medida vinculado a su hogar, junto con el cuidado de los niños, de los ancianos y de sus huertos familiares.
5. El conocimiento tradicional se encuentra principalmente alojado en los grupos de mayor edad de la sociedad andina, aunque los mayores de 60 años tienen menos conocimiento tradicional que sus generaciones anteriores, pero todavía más elevados que los menores de 30 años, demostrando que su transmisión es divergente.
6. Los pobladores con mayor conocimiento tradicional son los que suelen tener baja formación educativa, trabajos poco especializados, han vivido en la misma región durante largos períodos de tiempo, tienen familias numerosas, escasa riqueza económica y bienes materiales, y viven en localidades con escasas infraestructuras regionales.
7. Los pobladores que viven en las localidades más aisladas o en los barrios periféricos de las ciudades, mantienen un mayor conocimiento tradicional sobre plantas medicinales que las personas que viven en localidades con mejores infraestructuras o que viven en barrios céntricos de las ciudades.
8. Aunque se han entrevistado a cientos de personas con diferentes niveles socioeconómicos, tanto en localidades a lo largo de un amplio gradiente altitudinal andino como en la ciudad de Chachapoyas, una gran parte de la población comparte el uso de las especies de plantas medicinales más importantes e indicaciones médicas, lo que se explica por la existencia de una cultura común que lo aglutina.

9. Los informantes expertos mantienen una gran parte del conocimiento tradicional sobre plantas medicinales del conjunto de la sociedad, por lo que, si se focalizara el estudio de documentación únicamente en ellos, se obtendría una visión bastante completa del conocimiento tradicional de esa sociedad y teniendo que emplear mucho menos tiempo en el trabajo de campo.
10. Futuros programas de conservación biocultural podrían integrar este conocimiento tradicional de bajo coste basado en plantas medicinales, en las políticas para mejorar el desarrollo local y la forma de vida de la población rural y de la población urbana más desfavorecida.

Bibliografía

- Abreu, D.B.O., Santoro, F.R., Albuquerque, U.P., Ladio, A.H., & Medeiros, P.M. (2015). Medicinal plant knowledge in a context of cultural pluralism: a case study in Northeastern Brazil. *Journal of Ethnopharmacology*, **175**, 124-130.
- Afentina, McShane, P., & Wright, W. (2019). Ethnobotany, rattan agroforestry, and conservation of ecosystem services in Central Kalimantan, Indonesia. *Agroforestry Systems*, **94**, 639-650.
- Aguilar, A.G., & Ward, P.M. (2003). Globalization, regional development, and mega-city expansion in Latin America: analyzing Mexico City's peri-urban hinterland. *Cities*, **20**, 3-21.
- Ajibesin, K.K., Ekpo, B.A., Bala, D.N, Essien, E.E., & Adesanya, S.A. (2008). Ethnobotanical survey of Akwa Ibom state of Nigeria. *Journal of Ethnopharmacology*, **115**, 387-408.
- Albuquerque, U.P., Andrade, L.D.H.C., & Silva, A.C.O. (2005). Use of plant resources in a seasonal dry forest (Northeastern Brazil). *Acta Botânica Brasilica*, **19**, 27-38.
- Albuquerque, U.P., & Hanazaki, N. (2009). Five problems in current ethnobotanical research and some suggestions for strengthening them. *Human Ecology*, **37**, 653-661.
- Albuquerque, U.P., Soldati, G.T., Sieber, S.S., Ramos, M.A., de Sá, J.C., & de Souza, L.C. (2011). The use of plants in the medical system of the Fulni-ô people (NE Brazil): a perspective on age and gender. *Journal of Ethnopharmacology*, **133**, 866-873.
- Albuquerque, U.P., Alves, R.M., Lucena, R.F.P., & Alencar, N.L. (2014a). Methods and techniques used to collect ethnobiological data. En: *Methods and Techniques in Ethnobiology and Ethnoecology*, Eds. U.P. Albuquerque, R.F.P. Lucena, L.V. Cunha, R.M. Alves, 15-37. New York: Humana Press.
- Albuquerque, U.P., de Lucena, R.F.P., & Neto, E.M.D.F.L. (2014b). Selection of research participants. En: *Methods and techniques in ethnobiology and ethnoecology*, Eds. U.P. Albuquerque, R.F.P. Lucena, L.V. Cunha, R.M. Alves, 1-13. New York: Humana Press.
- Albuquerque, U.P., Nascimento, A.L.B., Soldati, G.T., Feitosa, I.S., Campos, J.L.A., Hurrell, J.A., Hanazaki, N., de Medeiros, P.M., da Silva, R.R.V., Ludwinsky, R.V., Ferreira-Júnior, W.S., & Reyes-García, V. (2019) Ten important questions/issues for ethnobotanical research. *Acta Botanica Brasilica*, **33**, 376-385.
- Aldunate, C., Villagrán, C., Armesto, J.J., & Castro, V. (1983). Ethnobotany of pre-altiplanic community in the Andes of northern Chile. *Economic Botany*, **37**, 120-135.
- Alexiades, M.N. (1996). Collecting ethnobotanical data: an introduction to basic concepts and techniques. *Advances in Economic Botany*, **10**, 53-94.
- Almeida, C.F.C.B.R., Ramos, M.A., de Amorim, E.L.C., & Albuquerque, U.P. (2010). A comparison of knowledge about medicinal plants for three rural communities in the semi-arid region of northeast of Brazil. *Journal of Ethnopharmacology*, **127**, 674-684.
- Almeida, C.D.F.C., Rangel, B., Ramos, M.A., Silva, R.R.V., Melo, J.G., Medeiros, M.F.T., Araújo, T.A.S., Almeida, A.L.S., Amorim, E.L.C., Alves, R.N.N., & Albuquerque, U.P. (2012). Intracultural variation in the knowledge of medicinal plants in an urban-rural community in

- the Atlantic Forest from Northeastern Brazil. *Evidence-Based Complementary and Alternative Medicine*, **2012** (2012).
- Almeida, J.L., da Silva, T.L.L., Albuquerque, U.P., Peroni, N., & Araújo, E.L. (2015). Knowledge, use, and management of the Babassu Palm (*Attalea speciosa* Mart. ex Spreng) in the Araripe region (Northeastern Brazil). *Economic Botany*, **69**, 240-250.
- Almeida-Campos, J.L., Lima Araújo, E., Gaoue, O.G., & Albuquerque, U.P. (2019). Socioeconomic Factors and Cultural Changes Explain the Knowledge and Use of Ouricuri Palm (*Syagrus coronata*) by the Fulni-ô Indigenous People of Northeast Brazil. *Economic Botany*, **73**, 187-199.
- Altieri, M.A., Companioni, N., Cañizares, K., Murphy, C., Rosset, P., Bourque, M., & Nicholls, C.I. (1999). The greening of the “barrios”: Urban agriculture for food security in Cuba. *Agriculture and Human Values*, **16**, 131-140.
- Anderson, E.N., Pearsall, D.M., Hunn, E.S., & Turner, N.J. (2011). *Ethnobiology*. Hoboken: Wiley-Blackwell.
- Andriamparany, J.N., Brinkmann, K., Jeannoda, V., & Buerkert, A. (2014). Effects of socioeconomic household characteristics on traditional knowledge and usage of wild yams and medicinal plants in the Mahafaly region of south-western Madagascar. *Journal of Ethnobiology and Ethnomedicine*, **10**, 82-102.
- Arango, S. (2004). Estudios etnobotánicos en los Andes Centrales (Colombia): Distribución del conocimiento del uso de las plantas según características de los informantes. *Lyonia*, **7**, 89-104.
- Armijos, C., Cota, I., & González, S. (2014). Traditional medicine applied by the Saraguro yachakkuna: a preliminary approach to the use of sacred and psychoactive plant species in the southern region of Ecuador. *Journal of Ethnobiology and Ethnomedicine*, **10**, 26-39.
- Arruda, H.L.S., Santos, J.F.O., Albuquerque, U.P., & Ramos, M.A. (2019). Influence of Socioeconomic Factors on the Knowledge and Consumption of Firewood in the Atlantic Forest of Northeast Brazil. *Economic Botany*, **73**, 1-12.
- Assefa, E., & Hans-Rudolf, B. (2015). Farmers' perception of land degradation and traditional knowledge in Southern Ethiopia—resilience and stability. *Land Degradation and Development*, **27**, 1552-1561.
- Atran, S., Medin, D., Ross, N., Lynch, E., Coley, J., Timura C., & Vapnarsky, V. (2002). Folkecology and commons management in the Maya lowlands. *Proceedings of the National Academy of Science of the United States of America*, **96**, 7598–7603.
- Ayantunde, A.A., Briejer, M., Hiernaux, P., Udo, H.M., & Tabo, R. (2008). Botanical knowledge and its differentiation by age, gender and ethnicity in Southwestern Niger. *Human Ecology*, **36**, 881-889.

- Baldauf, C., & Dos Santos, F.A.M. (2013). Ethnobotany, traditional knowledge, and diachronic changes in non-timber forest products management: a case study of *Himatanthus drasticus* (Apocynaceae) in the Brazilian Savanna. *Economic Botany*, **67**, 110-120.
- Baliano, A.P., Alves, F.S., Pereira, A.C.H., de F.V. Aquije, G.M., Lenz, D., Andrade, T.U., & Endringer, D.C. (2015). Centennial knowledge of medicinal plants held in communities of Espírito Santo, Brazil. *Ethnobotany Research and Applications*, **14**, 155-162.
- Balick, M.J., Kronenberg, F., Ososki, A.L., Reiff, M., Fugh-Berman, A., Roble, M., Lohr, P., & Atha, D. (2000). Medicinal plants used by Latino healers for women's health conditions in New York City. *Economic Botany*, **54**, 344-357.
- Balick, M.J., & Lee, R. (2001). Looking within: urban ethnomedicine and ethnobotany. *Alternative Therapies*, **7**, 114 - 115.
- Bano, A., Ahmad, M., Hadda, T.B., Saboor, A., Sultana, S., Zafar, M., Khan, M.P.Z., Arshad, M., & Ashraf, M.A. (2014). Quantitative ethnomedicinal study of plants used in the skardu valley at high altitude of Karakoram-Himalayan range, Pakistan. *Journal of Ethnobiology and Ethnomedicine*, **10**, 43-61.
- Barreto, S.P., & Schultze-Kraft, R. (2014). Ethnobotanical survey of medicinal species used by traditional midwives of Cotacachi Imbabura Province NE Ecuador. *Journal of Research in Nursing and Midwifery*, **3**, 78-84.
- Barrett, B., Kiefer, D., & Rabago, D. (1999). Assessing the risks and benefits of herbal medicine: an overview of scientific evidence. *Alternative Therapies in Health and Medicine*, **5**, 40.
- Becker, C. D., & Ghimire, K. (2003). Synergy between traditional ecological knowledge and conservation science supports forest preservation in Ecuador. *Conservation Ecology*, **8**, 1.
- Belayneh, A., Asfaw, Z. Demissew, S., & Bussa, N.F. (2012). Medicinal plants potential and use by pastoral and agro-pastoral communities in Erer Valley of Babile Wereda, Eastern Ethiopia. *Journal of Ethnobiology and Ethnomedicine*, **8**, 42-53.
- Bellia, G., & Pieroni, A. (2015). Isolated, but transnational: the glocal nature of Waldensian ethnobotany, Western Alps, NW Italy. *Journal of Ethnobiology & Ethnomedicine*, **11**, 37.
- Beltrán-Rodríguez, L., Ortiz-Sánchez, A., Mariano, N.A., Maldonado-Almanza, B., & Reyes-García, V. (2014). Factors affecting ethnobotanical knowledge in a mestizo community of the Sierra de Huautla Biosphere Reserve, Mexico. *Journal of Ethnobiology and Ethnomedicine*, **10**, 14-33.
- Bennett, B.C., & Prance, G.T. (2000). Introduced plants in the indigenous pharmacopoeia of Northern South America. *Economic Botany*, **54**, 90-102.
- Bennett, B.C. (2002). *Ethnobotany and Economic Botany: Subjects in Search of Definitions*. Miami: Encyclopaedia of Life Support Systems.
- Benz, B.F., Cevallos, J., Santana, F., & Rosales, J. (2000). Losing knowledge about plant use in the Sierra de Manantlan biosphere reserve, Mexico. *Economic Botany*, **54**, 183-191.

- Berlin, E.A., & Berlin, B. (2005). Some field methods in medical ethnobiology. *Field Methods*, **17**, 235-268.
- Bernard, H.R. (2006). *Research methods in cultural anthropology*. Sage: Newbury Park.
- Blin, G. (2006). La convención para la salvaguardia del patrimonio cultural inmaterial. *Revista Mexicana de Política Exterior*, **77**, 25-31.
- Botha, J., Witkowski, E.T.F., & Shackleton, C.M. (2004). Market profiles and trade in medicinal plants in the Lowveld, South Africa. *Environmental Conservation*, **31**, 38-46.
- Brandão, M.D.G.L., Cosenza, G.P., Pereira, F.L., Vasconcelos, A.S., & Fagg, C.W. (2013). Changes in the trade in native medicinal plants in Brazilian public markets. *Environmental Monitoring and Assessment*, **185**, 7013-7023.
- Brandt, R., Mathez-Stiefel, S.L., Lachmuth, S., Hensen, I., & Rist, S. (2013). Knowledge and valuation of Andean agroforestry species: the role of sex, age, and migration among members of a rural community in Bolivia. *Journal of Ethnobiology and Ethnomedicine*, **9**, 83-97.
- Brown, K. (2016). The use of medicinal plants in Rio de Janeiro's urban periphery: an analysis of communities' engagements with policies. *Journal of Ethnobiology*, **36**, 861-880.
- Bulut, G., Haznedaroğlu, M.Z., Doğan, A., Koyu, H., & Tuzlac, E. (2017). An ethnobotanical study of medicinal plants in Acipayam (Denizli-Turkey). *Journal of Herbal Medicine*, **10**, 64-81.
- Bussmann, R.W., & Sharon, D. (2006). Traditional medicinal plant use in Northern Peru: tracking two thousand years of healing culture. *Journal of Ethnobiology and Ethnomedicine*, **2**, 47-65.
- Bussmann, R.W., Sharon, D., Vandebroek, I., Jones, A., & Revene, Z. (2007). Health for sale: the medicinal plant markets in Trujillo and Chiclayo, Northern Peru. *Journal of Ethnobiology and Ethnomedicine*, **3**, 37-46.
- Bussmann, R.W., & Glenn, A. (2010). Medicinal plants used in Northern Peru for reproductive problems and female health. *Journal of Ethnobiology and Ethnomedicine*, **6**, 30-42.
- Bussmann, R.W., Paniagua-Zambrana, N., Chamorro, M.R., Moreira, N.M., Negri, M. L.R.C., & Olivera, J. (2013). Peril in the market-classification and dosage of species used as antidiabetics in Lima, Peru. *Journal of Ethnobiology and Ethnomedicine*, **9**, 37-44.
- Bussmann, R.W., & Sharon, D. (2014). Two decades of ethnobotanical research in Southern Ecuador and Northern Peru. *Ethnobiology and Conservation*, **3**, 3.
- Byg, A., & Balslev, H. (2001). Diversity and use of palms in Zahamena, eastern Madagascar. *Biodiversity and Conservation*, **10**, 951-970.
- Byg, A., & Balslev, H. (2004). Factors affecting local knowledge of palms in Nangaritza Valley in South-Eastern Ecuador. *Journal of Ethnobiology*, **24**, 255-278.
- Byg, A., & Balslev, H. (2006). Palms in indigenous and settler communities in southeastern Ecuador: farmers' perceptions and cultivation practices. *Agroforestry Systems*, **67**, 147-158.
- Byg, A., Vormisto, J., & Balslev, H. (2007). Influence of diversity and road access on palm extraction at landscape scale in SE Ecuador. *Biodiversity and Conservation*, **16**, 631-642.

- Byng, J.W., Chase, M.W., Christenhusz, M.J., Fay, M.F., Judd, W.S., Mabberley, D.J., Sennikov, A.N., Soltis, D.E., Soltis, P.S., Stevens, P.F., & Briggs, B. (2016). An update of the Angiosperm Phylogeny Group classification for the orders and families of flowering plants: APG IV. *Botanical Journal of Linnen Society*, **181**, 1-20.
- Cámara-Leret, R., Paniagua-Zambrana, N., Balslev, H., & Macía, M.J. (2014a). Ethnobotanical knowledge is vastly under-documented in northwestern South America. *PLoS ONE*, **9**, e85794.
- Cámara-Leret, R., Paniagua-Zambrana, N., Balslev, H., Barfod, A., Copete, J.C., & Macía, M.J. (2014b). Ecological community traits and traditional knowledge shape palm ecosystem services in northwestern South America. *Forest Ecology and Management*, **334**, 28-42.
- Campos, M.T., & Ehringhaus, C. (2003). Plant virtues are in the eyes of the beholders: A comparison of known palm uses among indigenous and folk communities of southwestern Amazonia. *Economic Botany*, **57**, 324-344.
- Carrió, E., & Vallès, J. (2012). Ethnobotany of medicinal plants 446 used in eastern Mallorca (Balearic Islands, Mediterranean Sea). *Journal of Ethnopharmacology*, **141**, 1021-1040.
- Cartaxo, S.L., Almeida Souza, M.M. & Albuquerque, U.P. (2010). Medicinal plants with bioprospecting potential used in semi-arid northeastern Brazil. *Journal of Ethnopharmacology*, **131**, 326-342.
- Casas A., Lira, R., Torres, I., Delgado-Lemus, A., Moreno-Calles, A.I., Rangel-Landa, S., Blancas, J., Solís, L., Pérez-Negrón, E., Vallejo, M., Parra, F., Farfán-Heredia, B., & Arellanes, Y. (2016). Ethnobotany for sustainable ecosystem management: a regional perspective in the Tehuacán Valley. In: *Ethnobotany of Mexico. Interactions of peoples and plants in Mesoamerica*, 23-44. Utrecht: Springer.
- Case, R.J., Pauli, G.F., & Soejarto, D.D. (2005). Factors in maintaining indigenous knowledge among ethnic communities of Manus Island. *Economic Botany*, **59**, 356-365.
- Castillo-Vera, H., Cochachin, E., & Albán, J. (2017). Plantas comercializadas por herbolarios en el mercado del distrito de Cajabamba (Cajamarca, Perú). *Boletín Latinoamericano y del Caribe de plantas medicinales y aromáticas*, **16**, 303-318.
- Cavender, A.P., & M. Albán (2009). The use of magical plants by curanderos in the Ecuador highlands. *Journal of Ethnobiology and Ethnomedicine*, **5**, 3-12.
- CBD (Convention on Biological Diversity). (1992). *Convention on Biological Diversity, Rio de Janeiro, Brasil*. Recuperado de <https://www.cbd.int/> . Fecha de acceso: 12 de Septiembre 2017.
- Ceuterick, M., Vandebroek, I., Torry, B., & Pieroni, A. (2008). Cross-cultural adaptation in urban ethnobotany: the Colombian folk pharmacopoeia in London. *Journal of Ethnopharmacology*, **120**, 342-359.
- Ceuterick, M., Vandebroek, I., & Pieroni, A. (2011). Resilience of Andean urban ethnobotanies: a comparison of medicinal plant use among Bolivian and Peruvian migrants in the United Kingdom and in their countries of origin. *Journal of Ethnopharmacology*, **136**, 27-54.

- Chase, M.W., Christenhusz, M.J.M., Fay, M.F., & Judd, W.S. (2016). An update of the Angiosperm Phylogeny Group classification for the orders and families of flowering plants: APG IV. *Botanical Journal of the Linnean Society*, **181**, 1-20.
- Chen, S., Yao, H., Han, J., Liu, C., Song, J., Shi, L., Zhu, Y., Ma, X., Gao, T., Pang, X., Luo, K., Li, Y., Jia, X., Lin, Y., & Leon, C. (2010). Validation of the ITS2 region as a novel DNA barcode for identifying medicinal plant species. *PLoS ONE*, **5**, e8613.
- Church, W.B., & Von Hagen, A. (2008). Chachapoyas: Cultural development at an Andean cloud forest crossroads. In: *The Handbook of South American Archaeology*. New York: Springer.
- Cocks, M.L., Bangay, L., Shackleton, C.M., & Wiersum, F.K. (2008). Rich man poor man-interhousehold and community factors influencing the use of wild plant resources amongst rural households in South Africa. *The International Journal of Sustainable Development and World Ecology*, **15**, 198-210.
- Coelho-Ferreira, M. (2009). Medicinal knowledge and plant utilization in an Amazonian coastal community of Marudá, Pará State (Brazil). *Journal of Ethnopharmacology*, **126**, 159-175.
- Collins, S., Martins, X., Mitchell, A., Teshome, A., & Arnason, J.T. (2006). Quantitative ethnobotany of two East Timorese cultures. *Economic Botany*, **60**, 347-361.
- Corroto, F., Torres, O.A.G., & Macía, M.J. (2019). Different patterns in medicinal plant use along an elevational gradient in northern Peruvian Andes. *Journal of Ethnopharmacology*, **239**, 111924.
- Cotruvo, J.A. (2017). WHO Guidelines for Drinking Water Quality: First Addendum to the Fourth Edition. *American Water Works Association*, **109**, 44-51.
- Cotton, C.M. (1996). *Ethnobotany, principles and applications*. Chichester: Wiley.
- Cunningham, A.B. (2001) *Applied ethnobotany: people, wild plant use and conservation*. London: Earthscan Publications Ltd.
- D'Arcy, G. (2004). Exploring the Flora of the Andean Highlands. *Alternative and Complementary Therapies*, **10**, 321-325.
- Da Silva, T.C., Medeiros, P.M., Balcázar, A.L., Sousa, T.A., Pirondo, A., & Medeiros, M.F. (2014). Historical ethnobotany: an overview of selected studies. *Ethnobiology and Conservation*, **3**, 4.
- Davis, A., & Wagner, J.R. (2003). Who knows? On the importance of identifying “experts” when researching local ecological knowledge. *Human Ecology*, **31**, 463-489.
- Davoren, E., Siebert, S., Cilliers, S., & Du Toit, M.J. (2016). Influence of socioeconomic status on design of Botswana home gardens and associated plant diversity patterns in northern South Africa. *Landscape and Ecological Engineering*, **12**, 129-139.
- De Boer, H., & Lamxay, V. (2009). Plants used during pregnancy, childbirth and postpartum healthcare in Lao PDR: A comparative study of the Brou, Saek and Kry ethnic groups. *Journal of Ethnobiology and Ethnomedicine*, **5**, 25-35.

- De Feo, V. (2003). Ethnomedical field study in northern Peruvian Andes with particular reference to divination practices. *Journal of Ethnopharmacology*, **85**, 243-256.
- De la Cruz, H, Vilcapoma, G., & Zevallos, P.A. (2007). Ethnobotanical study of medicinal plants used by the Andean people of Canta, Lima, Peru. *Journal of Ethnopharmacology*, **111**, 284-294.
- De la Torre, L., Cerón, C. E., Balslev, H., & Borchsenius, F. (2012). A biodiversity informatics approach to ethnobotany: Meta-analysis of plant use patterns in Ecuador. *Ecology and Society*, **17**, 15-32.
- Demie, G., Negash, M., & Awas, T. (2018). Ethnobotanical study of medicinal plants used by indigenous people in and around Dirre Sheikh Hussein heritage site of South-eastern Ethiopia. *Journal of Ethnopharmacology*, **220**, 87-93.
- DEVIDA (Comisión Nacional para el Desarrollo y Vida sin Drogas). (2020). *Informe sobre la demanda de hoja de coca para fines tradicionales e industriales*. Presidencia del Consejo de Ministros, Lima. Recuperado de <https://cdn.www.gob.pe/uploads/document/file/1348630/Informe%20-%20Demanda%20Hoja%20de%20Coca.pdf>. Fecha de acceso: 24 de Octubre 2020.
- De Wet, H., Nciki, S., & van Vuuren, S.F. (2013). Medicinal plants used for the treatment of various skin disorders by a rural community in northern Maputaland, South Africa. *Journal of Ethnobiology and Ethnomedicine*, **9**, 51-61.
- Dhar, U., Manjkhola, S., Joshi, M., Bhatt, A., Bisht, A.K., & Joshi, M. (2002). Current status and future strategy for development of medicinal plants sector in Uttaranchal, India. *Current Science*, **83**, 956-964.
- Di Rienzo, J.A., Casanoves, F., Balzarini, M.G., Gonzalez, L., Tablada, M., & Robledo, C.W. (2011). *InfoStat version 2011*. Grupo InfoStat, FCA. Universidad Nacional de Córdoba, Argentina. Recuperado de <http://www.infostat.com.ar>. Fecha de acceso: 23 de Septiembre 2017.
- Eddouks, M., Ajebli, M., & Hebi, M. (2017). Ethnopharmacological survey of medicinal plants used in Daraa-Tafilalet region (Province of Errachidia), Morocco. *Journal of Ethnopharmacology*, **198**, 516-530.
- Elisabetsky, E. (1991). Sociopolitical, economical and ethical issues in medicinal plant research. *Journal of Ethnopharmacology*, **32**, 235-239.
- Ellena, R., Quave, C.L., & Pieroni, A. (2012). Comparative medical ethnobotany of the Senegalese community living in Turin (Northwestern Italy) and in Adeane (Southern Senegal). *Evidence-based Complementary and Alternative Medicine*, **2012** (2012).
- Encarnación, F., & Zárate, R. (2010). Vegetación, informe temático. In: *Proyecto Zonificación Ecológica y Económica del departamento de Amazonas*. Iquitos: IIAP.
- Espinosa, M.M., Bieski, I.G., & Martins, D.T. (2012). Probability sampling design in ethnobotanical surveys of medicinal plants. *Revista Brasileira de Farmacognosia*, **22**, 1362-1367.

- Estomba, D., Ladio, A., & Lozada, M. (2006). Medicinal wild plant knowledge and gathering patterns in a Mapuche community from North-western Patagonia. *Journal of Ethnopharmacology*, **103**, 109-119.
- Eyssartier, C., Ladio, A.H., & Lozada, M. (2008). Cultural transmission of traditional knowledge in two populations of north-western Patagonia. *Journal of Ethnobiology and Ethnomedicine*, **4**, 25-33.
- FAO (Organización de las Naciones Unidas de la Alimentación y la Agricultura). (2009). *FAO and traditional knowledge: the linkages with sustainability, food security and climate change impacts*. Rome: FAO.
- Fernandez, E.C., Sandi, Y.E., & Kokoska, L. (2003). Ethnobotanical inventory of medicinal plants used in the Bustillo Province of the Potosi Department, Bolivia. *Fitoterapia*, **74**, 407-416.
- Finerman, R., & Sackett, R. (2003). Using home gardens to decipher health and healing in the Andes. *Medical Anthropology Quarterly*, **17**, 459-482.
- Ford, R.I. (1978). Ethnobotany. Historical diversity and synthesis. In: *The nature and status of ethnobotany*. Michigan: Museum of Anthropology. University of Michigan Michigan.
- Furlan, V., Kujawska, M., Hilgert, N.I., & Pochettino, M.L. (2016). To what extent are medicinal plants shared between country home gardens and urban ones? A case study from Misiones, Argentina. *Pharmaceutical Biology*, **54**, 1628-1640.
- Gaoue, O.G., Coe, M.A., Bond, M., Hart, G., Seyler, B.C., & McMillen, H. (2017). Theories and major hypotheses in ethnobotany. *Economic Botany*, **71**, 269-287.
- Gazzaneo, L.R.S., De Lucena, R.F.P., & de Albuquerque, U.P. (2005). Knowledge and use of medicinal plants by local specialists in a region of Atlantic Forest in the state of Pernambuco (Northeastern Brazil). *Journal of Ethnobiology and Ethnomedicine*, **1**, 9-17.
- Gedif, T., & Hahn, H.J. (2003). The use of medicinal plants in self-care in rural central Ethiopia. *Journal of Ethnopharmacology*, **87**, 155-161.
- Gentry, A.H. (1988). Changes in plant community diversity and floristic composition on environmental and geographical gradients. *Annals of the Missouri Botanical Garden*, **75**, 1-34.
- Giday, M., Asfaw, Z., Elmqvist, T., & Woldu, Z. (2003). An ethnobotanical study of medicinal plants used by the Zay people in Ethiopia. *Journal of Ethnopharmacology*, **85**, 43-52.
- Gilbert, L., & De Jong, F. (2015). Entanglements of periphery and informality in Mexico City. *International Journal of Urban and Regional Research*, **39**, 518-532.
- Giraldo, D., Baquero, E., Bermúdez, A., & Oliveira-Miranda, M.A. (2009). Caracterización del comercio de plantas medicinales en los mercados populares de Caracas, Venezuela. *Acta Botánica Venezolánica*, **32**, 267-301.
- Godoy, R., O'Neill, K., McSweeney, K., Wilkie, D., Flores, V., Bravo, D., Kotishack, P., & Cubas, A. (2000). Human capital wealth, property rights and the adoption of new farm technologies: the Tawahka Indians of Honduras. *Human Organization*, **59**, 222-223.

- Gómez-Baggethun, E., Mingorria, S., Reyes-García, V., Calvet, L., & C. Montes. (2010). Traditional ecological knowledge trends in the transition to a market economy: empirical study in the Doñana natural areas. *Conservation Biology*, **24**, 721-729.
- Gómez-Baggethun, E., & Reyes-García, V. (2013). Reinterpreting change in traditional ecological knowledge. *Human Ecology*, **41**, 643-647.
- Gómez-Estrada, H., Díaz-Castillo, F., Franco-Ospina, L., Mercado-Camargo, J., Guzmán-Ledezma, J., Medina, J.D., & Gaitán-Ibarra, R. (2011). Folk medicine in the northern coast of Colombia: an overview. *Journal of Ethnobiology and Ethnomedicine*, **7**, 27-38.
- Gómez-Pompa, A. (2004). The role of biodiversity scientists in a troubled World. *BioScience*, **54**, 217-225.
- Gonzales, M., Malpartida, S.B., Santiago, H.B., Jullian, V., & Bourdy, G. (2014). Hot and cold: medicinal plant uses in Quechua speaking communities in the high Andes (Callejón de Huaylas, Ancash, Perú). *Journal of Ethnopharmacology*, **155**, 1093-1117.
- González, J.A., García-Barriuso, M., & Amich, F. (2010). Ethnobotanical study of medicinal plants traditionally used in the Arribes del Duero, western Spain. *Journal of Ethnopharmacology*, **131**, 343-355.
- González-Pérez, S.E., de Robert, P., & Coelho-Ferreira, M. (2013). Seed use and socioeconomic significance in Kayapó handicrafts: a case study from Pará state, Brazil. *Economic Botany*, **67**, 1-16.
- Grabkowska, M., & Frankowski, J. (2016). Close to the city centre, close to the university. Are there symptoms of studentification in Gdańsk, Poland? En: *Bulletin of Geography. Socioeconomic Series*, Eds. D. Szymańska, & J. Chodkowska-Miszczuk, 73-83. Toruń: Nicolaus Copernicus University.
- Grau, H.R., & Aide, T.M. (2007). Are rural–urban migration and sustainable development compatible in mountain systems? *Mountain Research and Development*, **27**, 119-123.
- Gray, C.L., Bilsborrow, R.E., Bremner, J.L., & Lu, F. (2008). Indigenous land use in the Ecuadorian Amazon: a cross-cultural and multilevel analysis. *Human Ecology*, **36**, 97-109.
- Gruca, M., Cámara-Leret, R., Macía, M.J., & Balslev, H. (2014). New categories for traditional medicine in the Economic Botany Data Collection Standard. *Journal of Ethnopharmacology*, **155**, 1388-1392.
- Guimbo, I.D., Mueller, J.G., & Larwanou, M. (2011). Ethnobotanical knowledge of men, women and children in rural Niger: a mixed-methods approach. *Ethnobotany Research and Applications*, **9**, 235-242.
- Hamilton, A.C. (2004). Medicinal plants, conservation and livelihoods. *Biodiversity and Conservation*, **13**, 1477-1517.

- Hammond, G.B., Fernández, I.D., Villegas, L.F., & Vaisberg, A.J. (1998). A survey of traditional medicinal plants from the Callejón de Huaylas, Department of Ancash, Perú. *Journal of Ethnopharmacology*, **61**, 17-30.
- Heinrich, M. (2000). Ethnobotany and its role in drug development. *Phytotherapy Research: An International Journal Devoted to Pharmacological and Toxicological Evaluation of Natural Product Derivatives*, **14**, 479-488.
- Heinrich, M., Kufer, J., Leonti, M., & Pardo-de-Santayana, M. (2006). Ethnobotany and ethnopharmacology—Interdisciplinary links with the historical sciences. *Journal of Ethnopharmacology*, **107**, 157-160.
- Hemp, A. (2006). Continuum or zonation? Altitudinal gradients in the forest vegetation of Mt. Kilimanjaro. *Plant Ecology*, **184**, 27-42.
- Hersperger, A.M., & Bürgi, M. (2009). Going beyond landscape change description: Quantifying the importance of driving forces of landscape change in a Central Europe case study. *Land Use Policy*, **26**, 640-648.
- Hidalgo, N. (2015). *Encuesta Nacional de Hogares del Perú 2015 (ENAHO)*. Lima: Instituto Nacional de Estadística e Informática, Gobierno del Perú.
- Höft, M., Barik, S.K., & Lykke, A.M. (1999). *Quantitative Ethnobotany. Applications of Multivariate and Statistical Analyses in Ethnobotany. People and Plants working paper 6*. Paris: United Nations Educational, Scientific and Cultural Organization (UNESCO).
- Horák, M., Somerlíková, K., Kavenská, V., Granda, L., Škrabáková, L., Tournon, J. Chuspe, M., Rosero, M., Forero, L., Rosero, A., Castro, N., Beltrán, G., Halbich, M., Minero, F., Rosas, I., & Mateos, E. (2015). *Etnobotánica y fitoterapia en América*. República Checa: Universidad de Mendel en Brno, Facultad de Desarrollo Regional y Estudios Internacionales, Departamento de Idiomas y Estudios Culturales.
- Hossan, S., Agarwala, B., Sarwar, S., Karim, M., Jahan, R., & Rahmatullah, M. (2010). Traditional use of medicinal plants in Bangladesh to treat urinary tract infections and sexually transmitted diseases. *Ethnobotany Research and Applications*, **8**, 61-74.
- Houde, N. (2007). The six faces of traditional ecological knowledge: challenges and opportunities for Canadian co-management arrangements. *Ecology and Society*, **12**, 34-47.
- Huamantupa, I., Cuba, M., Urrunaga, R., Paz, E., Ananya, N., Callalli, M., Pallqui, N., & Coasaca, H. (2011). Riqueza, uso y origen de plantas medicinales expendidas en los mercados de la ciudad del Cusco. *Revista Peruana de Biología*, **18**, 283-292.
- Hurrell, J.A., & Pochettino, M.L. (2014). Urban Ethnobotany: theoretical and methodological contributions. En: *Methods and Techniques in Ethnobiology and Ethnoecology*, Eds. U.P. Albuquerque, R.F.P. Lucena, L.V. Cunha, R.M. Alves, 293-309. New York: Humana Press.

- Hurrell, J.A., Puentes, J.P., & Arenas, P.M. (2015). Medicinal plants with cholesterol-lowering effect marketed in the Buenos Aires-La Plata conurbation, Argentina: An Urban Ethnobotany study. *Ethnobiology and Conservation*, **4**, 1-19.
- Idolo, M., Motti, R., & Mazzoleni, S. (2010). Ethnobotanical and phytomedicinal knowledge in a long-history protected area, the Abruzzo, Lazio and Molise National Park (Italian Apennines). *Journal of Ethnopharmacology*, **127**, 379-395.
- INEI (Instituto Nacional de Estadística e Informática). (2008). *Perú: Estadísticas de la migración internacional de peruanos, 1990-2007*. Recuperado de https://www.inei.gob.pe/media/MenuRecursivo/publicaciones_digitales/Est/Lib0928/Libro.pdf. Fecha de acceso: 23 de Junio de 2017.
- INEI (Instituto Nacional de Estadística e Informática). (2009). *Perú: Migraciones internas 1993-2007, Lima, Dirección Técnica de Demografía e Indicadores Sociales*. Recuperado de https://www.inei.gob.pe/media/MenuRecursivo/publicaciones_digitales/Est/Lib0801/libro.pdf. Fecha de acceso: 7 de Abril de 2017.
- INEI (Instituto Nacional de Estadística e Informática). (2015). *Síntesis estadística 2015. Boletín especial, N° 18, Septiembre, Lima*. Recuperado de <https://www.inei.gob.pe/estadisticas/indice-tematico/poblacion-y-vivienda/>. Fecha de acceso: 12 de Octubre de 2017.
- INEI (Instituto Nacional de Estadística e Informática). (2017). *Resultados Definitivos de los Censos Nacionales 2017. Septiembre, Lima*. Recuperado de https://www.inei.gob.pe/media/MenuRecursivo/publicaciones_digitales/Est/Lib1567/. Fecha de acceso: 11 de Mayo de 2019.
- Inta, A., Shengji, P., Balslev, H., Wangpakapattanawong, P., & Trisonthi, C. (2008). A comparative study on medicinal plants used in Akha's traditional medicine in China and Thailand, cultural coherence or ecological divergence? *Journal of Ethnopharmacology*, **116**, 508-517.
- IPBES (Intergovernmental Science-Policy Platform on Biodiversity and Ecosystem Services). (2018). *Summary for policymakers of the regional assessment report on biodiversity and ecosystem services for Europe and Central Asia of the Intergovernmental Science-Policy Platform on Biodiversity and Ecosystem Services*. Recuperado de <https://www.ipbes.net/assessment-reports/eca>. Fecha de acceso: 9 de Agosto de 2019.
- Johnson, M. (1992). *Research on traditional environmental knowledge: its development and its role*. Ottawa: International Development Research Centre (IDRC).
- Johnston, A. (2000). Indigenous peoples and ecotourism: Bringing indigenous knowledge and rights into the sustainability equation. *Tourism Recreation Research*, **25**, 89-96.
- Júnior, W.S.F., da Silva, T.G., Menezes, I.R.A., & Albuquerque, U.P. (2016). The role of local disease perception in the selection of medicinal plants: A study of the structure of local medical systems. *Journal of Ethnopharmacology*, **181**, 146-157.

- Kala, C.P. (2007). Local preferences of ethnobotanical species in the Indian Himalaya: Implications for environmental conservation. *Current science*, **93**, 1828-1834.
- Kandari, L.S., Phondani, P.C., Payal, K.C., Rao, K.S., & Maikhuri, R.K. (2012). Ethnobotanical study towards conservation of medicinal and aromatic plants in upper catchments of Dhauli Ganga in the central Himalaya. *Journal of Mountain Science*, **9**, 286-296.
- Karhagomba, I. B., Mirindi T, A., Mushagalusa, T. B., Nabino, V. B., Koh, K., & Kim, H. S. (2013). The cultivation of wild food and medicinal plants for improving community livelihood: The case of the Buhozi site, DR Congo. *Nutrition Research & Practice*, **7**, 510-518.
- Khan, I., Abdelsalam, N.M., Fouad, H., Tariq, A., Ullah, R., & Adnan, M. (2014). Application of ethnobotanical indices on the use of traditional medicines against common diseases. *Evidence Based Complementary and Alternative Medicine*, **2014**, 1-21.
- Khuankaew, S., Srithi, K., Tiansawat, P., Jampeetong, A., Inta, A., & Wangpakapattanawong, P. (2014). Ethnobotanical study of medicinal plants used by Tai Yai in Northern Thailand. *Journal of Ethnopharmacology*, **151**, 829-838.
- Kidane, L., Gebremedhin, G., & Beyene, T. (2018). Ethnobotanical study of medicinal plants in Ganta Afeshum District, Eastern Zone of Tigray, Northern Ethiopia. *Journal of Ethnobiology and Ethnomedicine*, **14**, 64-83.
- Kinzig, A.P., Warren, P., Martin, C., Hope, D., & Katti, M. (2005). The effects of human socioeconomic status and cultural characteristics on urban patterns of biodiversity. *Ecology and Society*, **10**, 23-36.
- Konteh, F.H. (2009). Urban sanitation and health in the developing world: reminiscing the nineteenth century industrial nations. *Health and Place*, **15**, 69-78.
- Koster, J., Bruno, O., & Burns, J.L. (2016). Wisdom of the elders? Ethnobiological knowledge across the lifespan. *Current Anthropology*, **57**, 113-121.
- Kothari, B. (2003). The invisible queen in the plant kingdom: Gender perspectives in medical ethnobotany. *Women and plants: Gender relations in biodiversity management and conservation*, **1**, 150-164.
- Kraipeerapun, K., & Thongthaw, S. (2007). The Development of Ethnobotany Curriculum for Students in Rural Schools: An Approach that Incorporates the Needs and Insights of Local Communities. *International Education Journal*, **8**, 64-70.
- Kujawska, M., Hilgert, N.I., Keller, H.A., & Gil, G. (2017). Medicinal plant diversity and inter-cultural interactions between indigenous guarani, criollos and polish migrants in the subtropics of Argentina. *PLOS One*, **12**, e0169373.
- Kunwar, R.M., & Bussmann, R.W. (2008). Ethnobotany in the Nepal Himalaya. *Journal of Ethnobiology and Ethnomedicine*, **4**, 24-32.

- Kusumoto, B., Shiono, T., & Kubota, Y. (2020). Ethnobotany-informed trait ecology: measuring vulnerability of timber provisioning services across forest biomes in Japan. *Biodiversity and Conservation*, **29**, 2297-2310.
- Kvist, L.P., Oré, I., Gonzales, A. & Llapapasca, C. (2001). Estudio de plantas Medicinales en la Amazonía Peruana: Una Evaluación de ocho métodos etnobotánicos. *Folia Amazónica*, **12**, 53-73.
- Ladio, A.H., & Acosta, M. (2019). Urban medicinal plant use: Do migrant and non-migrant populations have similar hybridisation processes? *Journal of Ethnopharmacology*, **234**, 290-305.
- Ladio, A.H., & Lozada, M. (2009). Human ecology, ethnobotany and traditional practices in rural populations inhabiting the Monte region: resilience and ecological knowledge. *Journal of Arid Environments*, **73**, 222-227.
- Lambaré, D.A., Hilgert, N.I., & Ramos, R.S. (2011). Dyeing plants and knowledge transfer in the Yungas communities of Northwest Argentina. *Economic Botany*, **65**, 315-328.
- León, B., Pitman, N., & Roque, J. (2006). Introducción a las plantas endémicas del Perú. *Revista Peruana de Biología*, **13**, 9-22.
- Leonard, W.R., Reyes-García, V., Tanner, S., Rosinger, A., Schultz, A., Vadez, V., Zhang, R., & Godoy, R. (2015). The Tsimane' Amazonian Panel Study (TAPS): Nine years (2002–2010) of annual data available to the public. *Economics & Human Biology*, **19**, 51-61.
- Leonti, M., Sticher, O., & Heinrich, M. (2002). Medicinal plants of the Popoluca, México: organoleptic properties as indigenous selection criteria. *Journal of Ethnopharmacology*, **81**, 307-315.
- Leonti, M. (2011). The future is written: impact of scripts on the cognition, selection, knowledge and transmission of medicinal plant use and its implications for ethnobotany and ethnopharmacology. *Journal of Ethnopharmacology*, **134**, 542-555.
- Leonti, M., & Casu, L. (2013). Traditional medicines and globalization: current and future perspectives in ethnopharmacology. *Frontiers in Pharmacology*, **4**, 92-103.
- Li, X., Zhou, W., & Ouyang, Z. (2013). Forty years of urban expansion in Beijing: What is the relative importance of physical, socioeconomic, and neighborhood factors? *Applied Geography*, **38**, 1-10.
- Lira, R., Casas, A., Rosas-López, R., Paredes-Flores, M., Pérez-Negrón, E., Rangel-Landa, S., Solís, L., Torres, I., & Dávila, P. (2009). Traditional knowledge and useful plant richness in the Tehuacán–Cuicatlán Valley, Mexico. *Economic Botany*, **63**, 271-287.
- Liu, Y., Ahmed, S., Liu, B., Guo, Z., Huang, W., Wu, X., Li, S., Zhou, J., Lei, Q., & Long, C. (2014). Ethnobotany of dye plants in Dong communities of China. *Journal of Ethnobiology and Ethnomedicine*, **10**, 23-32.
- Lizarralde, M. (2004). Indigenous knowledge and conservation of the rain forest: Ethnobotany of the Barí of Venezuela. *Advances in Economic Botany*, **15**, 113-131.
- Luna-Morales, C. (2002). Ciencia, conocimiento tradicional y etnobotánica. *Etnobiología*, **2**, 120-135.

- Luziatelli, G., Sørensen, M., Theilade, I., & Mølgaard, P. (2010). Asháninka medicinal plants: a case study from the native community of Bajo Quimiriki, Junín, Peru. *Journal of Ethnobiology and Ethnomedicine*, **6**, 21-44.
- Lyon, L.M., & Hardesty, L.H. (2012). Quantifying medicinal plant knowledge among non-specialist Antanosy villagers in southern Madagascar. *Economic Botany*, **66**, 1-11.
- Macía, M.J., García, E., & Vidaurre, P.J. (2005). An ethnobotanical survey of medicinal plants commercialized in the markets of La Paz and El Alto, Bolivia. *Journal of Ethnopharmacology*, **97**, 337-350.
- Macía, M.J., Armesilla, P.J., Cámara-Leret, R., Paniagua-Zambrana, N., Villalba, S., Balslev, H., & Pardo-de-Santayana, M. (2011). Palm uses in northwestern South America: a quantitative review. *The Botanical Review*, **77**, 462-570.
- Maffi, L. (2005). Linguistic, cultural, and biological diversity. *Annual Review of Anthropology*, **34**, 599-617.
- Mafimisebi, T.E., Oguntade, A.E., Fajemisin, A.N., & Aiyelari, O.P. (2012). Local knowledge and socio-economic determinants of traditional medicines utilization in livestock health management in Southwest Nigeria. *Journal of Ethnobiology & Ethnomedicine*, **8**, 2.
- Mahishi, P., Srinivasa, B.H., & Shivanna, M.B. (2005). Medicinal plant wealth of local communities in some villages in Shimoga District of Karnataka, India. *Journal of Ethnopharmacology*, **98**, 307-312.
- Maina, C.K. (2012). Traditional knowledge management and preservation: Intersections with Library and Information Science. *The International Information and Library Review*, **44**, 13-27.
- Malan, D.F., & Neuba, D.F. (2011). Traditional practices and medicinal plants use during pregnancy by Anyi-Ndenye women (Eastern Côte d'Ivoire). *African Journal of Reproductive Health*, **15**, 85-93.
- Maliwichi-Nyirenda, C.P., & Maliwichi, L.L. (2010). Medicinal plants used for contraception and pregnancy-related cases in Malawi: A case study of Mulanje District. *Journal of Medicinal Plants Research*, **4**, 2121-2127.
- Mandeel, Q.A., & Al-Laith, A.A.A. (2007). Ethnomycological aspects of the desert truffle among native Bahraini and non-Bahraini peoples of the Kingdom of Bahrain. *Journal of Ethnopharmacology*, **110**, 118-129.
- Martin, R.T. (1970). The role of coca in the history, religion, and medicine of South American Indians. *Economic Botany*, **24**, 422-438.
- Martin, G.J. (2004). *Ethnobotany, a methods manual*. Kew: Chapman and Hall.
- Martínez, G.J., & Luján, M.C. (2011). Medicinal plants used for traditional veterinary in the Sierras de Córdoba (Argentina): an ethnobotanical comparison with human medicinal uses. *Journal of Ethnobiology and Ethnomedicine*, **7**, 23-42.

- Martins, R.C., Filgueiras, T.S., & Ulysses, U.P. (2012). Ethnobotany of *Mauritia flexuosa* (Arecaceae) in a maroon community in central Brazil. *Economic Botany*, **66**, 91-98.
- Mathez-Stiefel, S.L., & Vandebroek, I. (2012). Distribution and transmission of medicinal plant knowledge in the Andean highlands: A case study from Peru and Bolivia. *Evidence-Based Complementary and Alternative Medicine*, **2012** (2012).
- Mathez-Stiefel, S.L., Vandebroek, I., Rist, S. (2012). Can Andean medicine coexist with biomedical healthcare? A comparison of two rural communities in Peru and Bolivia. *Journal of Ethnobiology and Ethnomedicine*, **8**, 26-41.
- Mauro, F., & Hardison, P.D. (2000). Traditional knowledge of indigenous and local communities: international debate and policy initiatives. *Journal of Applied Ecology*, **10**, 1263-1269.
- McDade, T.W., Reyes-García, V., Blackinton, P., Tanner, S., Huanca, T., & Leonard, W.R. (2007). Ethnobotanical knowledge is associated with indices of child health in the Bolivian Amazon. *Proceedings of the National Academy of Sciences*, **104**, 6134-6139.
- McMillen, H. (2012). Ethnobotanical knowledge transmission and evolution: the case of medicinal markets in Tanga, Tanzania. *Economic Botany*, **66**, 121-131.
- Menendez-Baceta, G., Aceituno-Mata, L., Molina, M., Reyes-García, V., Tardío, J., & Pardo-de-Santayana, M. (2014). Medicinal plants traditionally used in the northwest of the Basque Country (Biscay and Alava), Iberian Peninsula. *Journal of Ethnopharmacology*, **152**, 113-134.
- Menendez-Baceta, G., Pardo-de-Santayana, M., Aceituno-Mata, L., Tardío, J., & Reyes-García, V. (2017). Trends in wild food plants uses in Gorbeialdea (Basque Country). *Appetite*, **112**, 9-16.
- Miguéis, G.S., Da Silva, R.H., Júnior, G.A.D., & Guarim-Neto, G. (2019). Plants used by the rural community of Bananal, Mato Grosso, Brazil: Aspects of popular knowledge. *PLoS One*, **14**, e0210488.
- Molares, S., & Ladio, A. (2009). Ethnobotanical review of the Mapuche medicinal flora: Use patterns on a regional scale. *Journal of Ethnopharmacology*, **122**, 251-260.
- Monigatti, M., Bussmann, R.W., & Weckerle, C.S. (2013). Medicinal plant use in two Andean communities located at different altitudes in the Bolívar Province, Peru. *Journal of Ethnopharmacology*, **145**, 450-464.
- Monteiro, J.M., Lucena, R.F.P., Alencar, N.L., Nascimento, V.T., Araújo, T.A.S., & Albuquerque, U.P. (2008). When intention matters: comparing three ethnobotanical data collection strategies. *Current Topics in Ethnobotany*, **2**, 113-124.
- Mostacero, J., Castillo, F., Mejía, F., Gamarra, O., Charcape, J., & Ramírez, R. (2011). *Plantas medicinales del Perú: taxonomía, ecogeografía, fenología y etnobotánica*. Lima: Asamblea Nacional de Rectores.
- MPCh (Municipalidad Provincial de Chachapoyas). (2013). *Plan de desarrollo urbano de la ciudad de Chachapoyas*. Volumen 1, Resumen Ejecutivo. Lima: Ministerio de Vivienda, Construcción y Saneamiento.

- Mugisha, M.K., Asiimwe, S., Namutebi, A., Borg-Karlsen, A.K., & Kakudidi, E.K. (2014). Ethnobotanical study of indigenous knowledge on medicinal and nutritious plants used to manage opportunistic infections associated with HIV/AIDS in western Uganda. *Journal of Ethnopharmacology*, **155**, 194-202.
- Muñoz-Carrera, Ó.M. (2014). Gentrificación, segregación y reestructuración social en Madrid. *Revista de Direito da Cidade*, **6**, 180-207.
- Musterd, S., Marcińczak, S., Van Ham, M., & Tammaru, T. (2017). Socioeconomic segregation in European capital cities. Increasing separation between poor and rich. *Urban Geography*, **38**, 1062-1083.
- Muthu, C., Ayyanar, M., Raja, N., & Ignacimuthu, S. (2006). Medicinal plants used by traditional healers in Kancheepuram District of Tamil Nadu, India. *Journal of Ethnobiology & Ethnomedicine*, **2**, 43.
- Negi, V.S., Pathak, R., Sekar, K. C., Rawal, R.S., Bhatt, I.D., Nandi, S.K., & Dhyani, P.P. (2018). Traditional knowledge and biodiversity conservation: a case study from Byans Valley in Kailash Sacred Landscape, India. *Journal of Environmental Planning and Management*, **61**, 1722-1743.
- Neulinger, K., Vogl, C.R., & Alayón-Gamboa, J.A. (2013). Plant species and their uses in homegardens of migrant Maya and Mestizo smallholder farmers in Calakmul, Campeche, Mexico. *Journal of Ethnobiology*, **33**, 105-124.
- Nguyen, M.L.T. (2003). Comparison of food plant knowledge between urban Vietnamese living in Vietnam and in Hawaii. *Economic Botany*, **57**, 472-480.
- Nolan, J.M., & Robbins, M.C. (1999). Cultural conservation of medicinal plant use in the Ozarks. *Human Organization*, **58**, 67-72.
- Nystrom, K.C. (2006). Late Chachapoya population structure prior to Inka conquest. *American Journal of Physical Anthropology: The Official Publication of the American Association of Physical Anthropologists*, **131**, 334-342.
- Oblitas, G., Hernández-Córdova, G., Chiclla, A., Antich-Barrientos, M., Corihuamán-Cusitito, L., & Romani, F. (2013). Empleo de plantas medicinales en usuarios de dos hospitales referenciales del Cusco, Perú. *Revista Peruana de Medicina Experimental y Salud Pública*, **30**, 64-68.
- Odonne, G., Valadeau, C., Albán-Castillo, J., Stien, D., Sauvain, M., & Bourdy, G. (2013). Medical ethnobotany of the Chayahuita of the Paranapura basin (Peruvian Amazon). *Journal of Ethnopharmacology*, **146**, 127-153.
- Ojua, T.A., Bisong, P.O., & Ishor, D.G. (2013). Theoretical overview and socio-cultural implications of urban dwellers patronage of trado-medical homes and services in Nigerian urban centres. *International Journal of Development and Sustainability*, **2**, 183-193.
- Pandey, A.K., & Shukla, P.K. (2008). Role of Medicinal Plants in Health Care and Rural Economy in the Tribals of Satpura Plateau Region of Central India. *The Indian Forester*, **134**, 1438-1446.

- Paniagua-Zambrana, N.Y., Cámara-Leret, R., Bussmann, R.W., & Macía, M.J. (2014). The influence of socioeconomic factors on traditional knowledge: a cross scale comparison of palm use in northwestern South America. *Ecology and Society*, **19**, 9-26.
- Paniagua-Zambrana, N., Cámara-Leret, R., & Macía, M.J. (2015). Patterns of medicinal use of palms across northwestern South America. *The Botanical Review*, **81**, 317-415.
- Paniagua-Zambrana, N.Y., Cámara-Leret, R., Bussmann, R.W., & Macía, M.J. (2016). Understanding transmission of traditional knowledge across north-western South America: a cross-cultural study in palms (Arecaceae). *Botanical Journal of the Linnean Society*, **182**, 480-504.
- Pardo-de-Santayana, M., & Macía, M.J. (2015). Biodiversity: the benefits of traditional knowledge. *Nature*, **518**, 487-488.
- Pareek, A., & Kumar, A. (2013). Ethnobotanical and pharmaceutical uses of *Vetiveria zizanioides* (Linn) Nash: a medicinal plant of Rajasthan. *International Journal of Life science and Pharma Reviews*, **50**, 12-18.
- Parry, L., Day, B., Amaral, S., & Peres, C.A. (2010). Drivers of rural exodus from Amazonian headwaters. *Population and Environment*, **32**, 137-176.
- Pasquini, M.W., Mendoza, J.S., & Sánchez-Ospina, C. (2018). Traditional Food Plant Knowledge and Use in Three Afro-Descendant Communities in the Colombian Caribbean Coast: Part I Generational Differences. *Economic Botany*, **72**, 278-294.
- Pei, S., Zhang, G., & Huai, H. (2009). Application of traditional knowledge in forest management: Ethnobotanical indicators of sustainable forest use. *Forest Ecology and Management*, **257**, 2017-2021.
- Perry, B., & Gesler, W. (2000). Physical access to primary health care in Andean Bolivia. *Social Science and Medicine*, **50**, 1177-1188.
- Perz, S.G. (2006). Migrant characteristics and land-use/land-cover change in the Pan-Amazon Basin: A comparative analysis of Brazil, Bolivia, Ecuador and Perú, En: *The social ecology of tropical forests: Migration, population and frontiers*, Ed. W. De Jong, L. Tuck-Po, and A. Ken-ichi, 25-53. Kyoto: Kyoto University Press
- Peters, C.M. (1996). Beyond nomenclature and use: a review of ecological methods for ethnobotanists. *Advances in Economic Botany*, **10**, 241-276.
- Pfeiffer, J.M., & Butz, R.J. (2005). Assessing cultural and ecological variation in ethnobiological research: the importance of gender. *Journal of Ethnobiology*, **25**, 240-278.
- Phillips O., & Gentry A.H. (1993). The useful plants of Tambopata, Peru: I. Statistical hypotheses tests with a new quantitative technique. *Economic Botany*, **47**, 15-32.
- Phillips O., Gentry, A.H., Reynel, C., Wilkin, P., & Gálvez-Durand, B.C. (1994). Quantitative ethnobotany and Amazonian conservation. *Conservation Biology*, **8**, 225-248.
- Pichón, F.J. (1997). Settler households and land-use patterns in the Amazon frontier: Farm-level evidence from Ecuador. *World Development*, **25**, 67-91.

- Pieroni, A., & Quave, C. (2005). Traditional pharmacopoeias and medicines among Albanians and Italians in southern Italy: a comparison. *Journal of Ethnopharmacology*, **101**, 258-270.
- Pieroni, A. (2008). Local plant resources in the ethnobotany of Theth, a village in the Northern Albanian Alps. *Genetic Resources & Crop Evolution*, **55**, 1197-1214.
- Pieroni, A., & Giusti, M.E. (2009). Alpine ethnobotany in Italy: traditional knowledge of gastronomic and medicinal plants among the Occitans of the upper Varaita valley, Piedmont. *Journal of Ethnobiology and Ethnomedicine*, **5**, 32-45.
- Pieroni, A., Cianfaglione, K., Nedelcheva, A., Hajdari, A., Mustafa, B., & Quave, C.L. (2014). Resilience at the border: traditional botanical knowledge among Macedonians and Albanians living in Gollobordo, Eastern Albania. *Journal of Ethnobiology and Ethnomedicine*, **10**, 31-62.
- Pirker, H., Haselmair, R., Kuhn, E., Schunko, C., & Vogl, C.R. (2012). Transformation of traditional knowledge of medicinal plants: the case of Tyroleans (Austria) who migrated to Australia, Brazil and Peru. *Journal of Ethnobiology and Ethnomedicine*, **8**, 44.
- Pitman, N.C., Silman, M.R., & Terborgh, J.W. (2013). Oligarchies in Amazonian tree communities: a ten-year review. *Ecography*, **36**, 114-123.
- Pochettino, M.L., Puentes, J.P., Buet Costantino, F., Arenas, P.M., Ulibarri, E.A., & Hurrell, J.A. (2012). Functional foods and nutraceuticals in a market of Bolivian immigrants in Buenos Aires (Argentina). *Evidence-Based Complementary and Alternative Medicine*, **2012** (2012).
- Quinlan, M.B., & Quinlan, R.J. (2007). Modernization and medicinal plant knowledge in a Caribbean horticultural village. *Medical Anthropology Quarterly*, **21**, 169-192.
- Quintero, S.E.G., Bernal Lizarazú, M.C., Morales Robayo, A., Lobo, P., Zuled, A., & Gamba Molano, L. (2015). Traditional use of medicinal plants in markets Bogotá, DC. *Nova*, **13**, 73-80.
- Qureshi, R.A., Ghufuran, M.A., Gilani, S.A., Sultana, K., & Ashraf, M. (2007). Ethnobotanical studies of selected medicinal plants of sudhan gali and ganga chotti hills, district bagh, azad kashmir. *Pakistan Journal of Botany*, **39**, 2275-2283.
- R Development Core Team. (2020). *R: A Language and Environment for Statistical Computing. version 3.6.3*. Vienna: R Foundation for Statistical Computing.
- Rai, P.K., & Lalramnghinglova, H. (2010). Ethnomedicinal plant resources of Mizoram, India: Implication of traditional knowledge in health care system. *Ethnobotanical Leaflets*, **14**, 274-305.
- Ramet, A., Benyei, P., Parada, M., Aceituno-Mata, L., García-del-Amo, D., & Reyes-García, V. (2018). Grandparents' proximity and children's traditional medicinal plant knowledge: Insights from two schools in intermediate-rural Spain. *Journal of Ethnobiology*, **38**, 187-204.
- Ramírez, C. (2007). Etnobotánica y la Pérdida de Conocimiento Tradicional en el Siglo 21. *Ethnobotany Research & Applications*, **5**, 241-244.

- Rascón, J., Angeles, W.G., Oliva, M., Huatangari, L. Q., & Gurbillón, M. A. B. (2020). Determinación de las épocas lluviosas y secas en la ciudad de Chachapoyas para el periodo de 2014-2018. *Revista de Climatología*, **20**, 15-28.
- Reyes-García, V., Huanca, T., Vadez, V., Leonard, W., & Wilkie, D. (2006). Cultural, practical, and economic value of wild plants: a quantitative study in the Bolivian Amazon. *Economic Botany*, **60**, 62-74.
- Reyes-García, V., McDade, T., Vadez, V., Huanca, T., Leonard, W.R., Tanner, S., & Godoy R. (2008). Non-market returns to traditional human capital: Nutritional status and traditional knowledge in a native Amazonian society. *The Journal of Development Studies*, **44**, 217-232.
- Reyes-García, V., Broesch, J., Calvet-Mir, L., Fuentes-Peláez, N., McDade, T. W., Parsa, S., Tanner, S., Huanca, T., Leonard, W.R., Martínez-Rodríguez, M.R., & TAPS Bolivian Study Team. (2009). Cultural transmission of ethnobotanical knowledge and skills: an empirical analysis from an Amerindian society. *Evolution and Human Behavior*, **30**, 274-285.
- Reyes-García, V., Guèze, M., Luz, A.C., Paneque-Gálvez, J., Macía, M.J., Orta-Martínez, M., Pino, J., & Rubio-Campillo, X. (2013a). Evidence of traditional knowledge loss among a contemporary indigenous society. *Evolution and Human Behavior*, **34**, 249-257.
- Reyes-García, V., Luz, A.C., Gueze, M., Paneque-Gálvez, J., Macía, M.J., Orta-Martínez, M., Pino, J., & TAPS Bolivian Study Team. (2013b). Secular trends on traditional ecological knowledge: An analysis of changes in different domains of knowledge among Tsimane' men. *Learning and Individual Differences*, **27**, 206-212.
- Reyes-García, V., Aceituno-Mata, L., Calvet-Mir, L., Garnatje, T., Gómez-Baggethun, E., Lastra, J.J., Ontillera, R., Parada, M., Rigat, M., Vallés, J., Vila, S., & Pardo-de-Santayana (2014). Resilience of traditional knowledge systems: The case of agricultural knowledge in home gardens of the Iberian Peninsula. *Global Environmental Change*, **24**, 223-231.
- Reyes-García, V. (2014). The values of Traditional Ecological Knowledge. In: *Handbook of Ecological Economics*, Eds. J. Martínez-Alier, R. Muradian. Cheltenham, 283-306. United Kingdom: Edward Elgar.
- Ribeiro, A., Romeiras, M.M., Tavares, J., & Faria, M.T. (2010). Ethnobotanical survey in Canhane village, district of Massingir, Mozambique: medicinal plants and traditional knowledge. *Journal of Ethnobiology and Ethnomedicine*, **6**, 33-48.
- Rodríguez, M.A., Angueyra, A., Cleef, A.M., & Van Andel, T. (2018). Ethnobotany of the Sierra Nevada del Cocuy-Güicán: climate change and conservation strategies in the Colombian Andes. *Journal of Ethnobiology and Ethnomedicine*, **14**, 34-46.
- Rozzi, R., Arango, X., Massardo, F., Anderson, C., Heidinger, K., & Moses, K. (2008). Field environmental philosophy and biocultural conservation: the Omora Ethnobotanical Park educational program. *Environmental Ethics*, **30**, 325-336.

- Rudel, T.K., Bates, D., & Machinguishi, R. (2002). Ecologically noble Amerindians? Cattle ranching and cash cropping among Shuar and colonists in Ecuador. *Latin American Research Review*, **1**, 144-159.
- Sakay, C., Sanoni, P., & Deng, T.H. (2011). Rural to urban squatter settlements: the micro model of generational self-help housing in Lima-Peru. *Procedia Engineering*, **21**, 473-480.
- Salpeteur, M., Patel, H.H., Molina, J.L., Balbo, A.L., Rubio-Campillo, X., Reyes-García, V., & Madella, M. (2016). Comigrants and friends: informal networks and the transmission of traditional ecological knowledge among seminomadic pastoralists of Gujarat, India. *Ecology and Society*, **21**, 20-31.
- Sánchez-Aguilar A. (2015). *Migraciones internas en el Perú. Misión en el Perú*. Lima: Organización Internacional para las Migraciones.
- Sandlos, J., & Keeling, A. (2015). Aboriginal communities, traditional knowledge, and the environmental legacies of extractive development in Canada. *Extractive Industries and Society*, **3**, 278-287.
- Sanz-Biset, J., Campos de la Cruz, J., Epiquién Rivera, M.A., & Canigual, S. (2009). A first survey on the medicinal plants of the Chazuta valley (Peruvian Amazon). *Journal of Ethnopharmacology*, **122**, 333-362.
- Saslis-Lagoudakis, C.H., Hawkins, J.A., Greenhill, S.J., Pendry, C.A., Watson, M.F., Tuladhar-Douglas, W., Baral, S.R., & Savolainen, V. (2014). The evolution of traditional knowledge: environment shapes medicinal plant use in Nepal. *Proceedings of the Royal Society B: Biological Sciences*, **281**, 20132768.
- Savo, V., Reedy, D., & Dente, G. (2011). Writing scientific project proposals in ethnobotany: Tips and tricks. *Ethnobotany Research and Applications*, **9**, 325-334.
- Saynes-Vásquez, A., Caballero, J., Meave, J.A., & Chiang, F. (2013). Cultural change and loss of ethnoecological knowledge among the Isthmus Zapotecs of Mexico. *Journal of Ethnobiology and Ethnomedicine*, **9**, 40-50.
- SCBD (2002). *Bonn guidelines on access to genetic resources and fair and equitable sharing of the benefits arising out of their utilization*. Quebec: Secretariat of the Convention on Biological Diversity.
- SCBD (2011). *Nagoya protocol on access to genetic resources and the fair and equitable sharing of benefits arising from their utilization to the convention on biological diversity*. Montreal: Secretariat of the Convention on Biological Diversity.
- Schjellerup, I. (2005). *Incas y españoles en la conquista de los Chachapoya*. Lima: Pontificia Universidad Católica del Perú e Instituto Francés de Estudios Andinos
- Schjellerup, I., Espinoza Camus, C., Rollefson, J., Quipuscoa Silvestre, V., Kamp Sørensen, M., & Peña Huamán, V. (2009). *La Ceja de Montaña: un paisaje va desapareciendo*. Estudios interdisciplinarios en el noreste del Perú. Aarhus: The National Museum of Denmark.

- Schultes, R.E. (1960). Topping our heritage of ethnobotanical lore. *Economic Botany*, **14**, 257-262.
- SENAMHI (Servicio Nacional de Meteorología e Hidrología del Perú). (2017). *Reporte mensual de Meteorología y Climatología*. Recuperado de <http://www.senamhi.gob.pe/?p=descargadatoshidrometeorologicos/>. Fecha de acceso: 29 de Abril de 2018.
- SENAMHI (Servicio Nacional de Meteorología e Hidrología del Perú). (2019). *Reporte mensual de Meteorología y Climatología*. Recuperado de <http://www.senamhi.gob.pe/?p=descargadatoshidrometeorologicos/>. Fecha de acceso: 16 de Febrero de 2020.
- Shackleton, C.M., & Shackleton, S.E. (2006). Household wealth status and natural resource use in the Kat River valley, South Africa. *Ecological Economics*, **57**, 306-317.
- Sher, H., Elyemeni, M., Sher, H., & Hussain, K. (2011). Ethnobotanical and economic observations of some plant resources from the northern parts of Pakistan. *Ethnobotany Research and Applications*, **9**, 27-41.
- Sher, H., Aldosari, A., Ali, A., & de Boer, H.J. (2015). Indigenous knowledge of folk medicines among tribal minorities in Khyber Pakhtunkhwa, northwestern Pakistan. *Journal of Ethnopharmacology*, **166**, 157-167.
- Sieber, S.S., da Silva, T.C., de Oliveira Campos, L.Z., Zank, S., & Albuquerque, U.P. (2014). Participatory methods in ethnobiological and ethnoecological research. En: *Methods and techniques in Ethnobiology and Ethnoecology*, 39-58. New York: Humana Press.
- Signorini, M.A., Piredda, M., & Bruschi, P. (2009). Plants and traditional knowledge: An ethnobotanical investigation on Monte Ortobene (Nuoro, Sardinia). *Journal of Ethnobiology & Ethnomedicine*, **5**, 6.
- Silva, H.C.H., Caraciolo, R.L.F., Marangon, L.C., Ramos, M.A., Santos, L.L., & Albuquerque, U.P. (2014). Evaluating different methods used in ethnobotanical and ecological studies to record plant biodiversity. *Journal of Ethnobiology and Ethnomedicine*, **10**, 48-59.
- Singh, R.K., Pretty, J., & Pilgrim, S. (2010). Traditional knowledge and biocultural diversity: learning from tribal communities for sustainable development in northeast India. *Journal of Environmental Planning and Management*, **53**, 511-533.
- Singh, A.G., Kumar, A., & Tewari, D.D. (2012). An ethnobotanical survey of medicinal plants used in Terai forest of western Nepal. *Journal of Ethnobiology and Ethnomedicine*, **8**, 19-34.
- Singhal, R. (2005). Medicinal plants and primary health care: the role of gender. *The Journal of Health Management*, **7**, 277-293.
- Sohani, S., & Dwivedi, S. (2019). Ethnobotany and its connection with Medical sciences and Public health. *International Journal of Pharmacy & Life Sciences*, **10**, 6410-6413.
- Sousa Júnior, J.R., Albuquerque, U.P., & Peroni, N. (2013). Traditional knowledge and management of *Caryocar coriaceum* Wittm. (Pequi) in the Brazilian savanna, Northeastern Brazil. *Economic Botany*, **67**, 225-233.

- Souto, T., & Ticktin, T. (2012). Understanding interrelationships among predictors (age, gender, and origin) of local ecological knowledge. *Economic Botany*, **66**, 149-164.
- Srithi, K., Balslev, H., Wangpakapattanawong, P., Srisanga, P., & Trisonthi, C. (2009). Medicinal plant knowledge and its erosion among the Mien (Yao) in northern Thailand. *Journal of Ethnopharmacology*, **123**, 335-342.
- Sujarwo, W., Arinasa, I.B.K., Salomone, F., Caneva, G., & Fattorini, S. (2014). Cultural erosion of Balinese indigenous knowledge of food and nutraceutical plants. *Economic Botany*, **68**, 426-437.
- Swarnkar, S., & Katewa, S.S. (2008). Ethnobotanical observation on tuberous plants from tribal area of Rajasthan (India). *Ethnobotanical Leaflets*, **12**, 647-666.
- Sylvester, O., Segura, A.G., & Davidson-Hunt, I.J. (2016). Wild food harvesting and access by household and generation in the Talamanca Bribri Indigenous Territory, Costa Rica. *Human Ecology*, **44**, 449-461.
- Takasaki, Y., Barham, B.L., & Coomes, O.T. (2001). Amazonian peasants, rain forest use, and income generation: the role of wealth and geographical factors. *Society and Natural Resources*, **14**, 291-308.
- Tardío, J., & Pardo-de-Santayana, M. (2008). Cultural importance indices: a comparative analysis based on the useful wild plants of Southern Cantabria (Northern Spain). *Economic Botany*, **62**, 24-39.
- Tello-Ceron, G., Flores Pimentel, M., & Gómez Galarza, V. (2019). Uso de las plantas medicinales del distrito de Quero, Jauja, región Junín, Perú. *Ecología Aplicada*, **18**, 11-20.
- Tene, V., Malagon, O., Finzi, P. V., Vidari, G., Armijos, C., & Zaragoza, T. (2007). An ethnobotanical survey of medicinal plants used in Loja and Zamora-Chinchipe, Ecuador. *Journal of Ethnopharmacology*, **111**, 63-81.
- The Plant List (2018). *A working list of all known plant species*. <http://www.theplantlist.org>. Fecha de acceso: 11 de Enero de 2018.
- Toledo, B.A., Trillo, C., & Grilli, M. (2010). Uso de plantas medicinales en relación al estado de conservación del bosque en Córdoba, Argentina. *Ecología Austral*, **20**, 235-246.
- Thomas, E., Vandebroek, I., Goetghebeur, P., Sanca, S., Arrázola, S., & Van Damme, P. (2008). The relationship between plant use and plant diversity in the Bolivian Andes, with special reference to medicinal plant use. *Human Ecology*, **36**, 861-879.
- Thomas, E., Vandebroek, I., Sanca, S., & Van Damme, P. (2009). Cultural significance of medicinal plant families and species among Quechua farmers in Apillapampa, Bolivia. *Journal of Ethnopharmacology*, **122**, 60-67.
- Tinitana, F., Rios, M., Romero-Benavides, J.C., de la Cruz Rot, M., & Pardo-de-Santayana, M. (2016). Medicinal plants sold at traditional markets in southern Ecuador. *Journal of Ethnobiology and Ethnomedicine*, **12**, 29-47.

- Tongco, M.D.C. (2007). Purposive sampling as a tool for informant selection. *Ethnobotany Research and Applications*, **5**, 147-158.
- Torres-Aviles, W., Medeiros, P.M.D., & Albuquerque, U.P. (2016). Effect of gender on the knowledge of medicinal plants: systematic review and meta-analysis. *Evidence-Based Complementary and Alternative Medicine*, **2016** (2016).
- Traoré, L., Yaro, V.S.O., Soudré, A., Ouédraogo-Koné, S., Ouédraogo, D., Yougbaré, B., Zoma, B.L., Hien, M., Guissou, M.L., Traoré, A., Mészáros, G., Wurzinger, M., Burger, P., Okeyo, A.M., Thiombiano, A., & Solkner, J. (2020). Indigenous knowledge of veterinary medicinal plant use in cattle treatment in southwestern Burkina Faso (West Africa). *South African Journal of Botany*, **128**, 189-199.
- Tsioutsiou, E.E., Giordani, P., Hanlidou, E., Biagi, M., De Feo, V., & Cornara, L. (2019). Ethnobotanical Study of Medicinal Plants Used in Central Macedonia, Greece. *Evidence-Based Complementary and Alternative Medicine*, **2019** (2019).
- Upadhyay, B., Dhaker, A.K., & Kumar, A. (2010). Ethnomedicinal and ethnopharmaco-statistical studies of Eastern Rajasthan, India. *Journal of Ethnopharmacology*, **129**, 64-86.
- UNESCO (Organización de las Naciones Unidas para la Educación, la Ciencia y la Cultura). (2017). *Local Knowledge, Global Goals*. UNESCO: Paris, 48 pp. http://www.unesco.org/new/fileadmin/MULTIMEDIA/HQ/SC/pdf/ILK_ex_publication_E.pdf. Fecha de acceso: 2 de Mrzo de 2018.
- Urso, V., Signorini, M.A., Tonini, M., & Bruschi, P. (2016). Wild medicinal and food plants used by communities living in Mopane woodlands of southern Angola: Results of an ethnobotanical field investigation. *Journal of Ethnopharmacology*, **177**, 126-139.
- Valqui, J., & Ziemendorff, M. (2016). Vestigios de una lengua originaria en el territorio de la cultura chachapoya. *Letras*, **87**, 5-32.
- Van Andel, T., & Westers, P. (2010). Why Surinamese migrants in the Netherlands continue to use medicinal herbs from their home country. *Journal of Ethnopharmacology*, **127**, 694-701.
- Van Andel, T., Myren, B., & Van Onselen, S. (2012). Ghana's herbal market. *Journal of Ethnopharmacology*, **140**, 368-378.
- Van Andel, T., & Carvalheiro, L.G. (2013). Why urban citizens in developing countries use traditional medicines: the case of Suriname. *Evidence-Based Complementary and Alternative Medicine*, **2013** (2013).
- Vandebroek, I., Calewaert, J.B., Sanca, S., Semo, L., Van Damme, P., Van Puyvelde, L., & De Kimpe, N. (2004a). Use of medicinal plants and pharmaceuticals by indigenous communities in the Bolivian Andes and Amazon. *Bulletin of the World Health Organization*, **82**, 243-250.
- Vandebroek, I., Van Damme, P., Van Puyvelde, L., Arrazola, S., & De Kimpe, N. (2004b). A comparison of traditional healers' medicinal plant knowledge in the Bolivian Andes and Amazon. *Social Science and Medicine*, **59**, 837-849.

- Vandebroek, I. (2010). The dual intracultural and intercultural relationship between medicinal plant knowledge and consensus. *Economic Botany*, **64**, 303-317.
- Vandebroek, I., Balick, M.J., Ososki, A., Kronenberg, F., Yukes, J., Wade, C., Jiménez, F., Peguero, B., & Castillo, D., (2010). The importance of botellas and other plant mixtures in Dominican traditional medicine. *Journal of Ethnopharmacology*, **128**, 20-41.
- Vandebroek, I., & Balick, M.J. (2012). Globalization and loss of plant knowledge: challenging the paradigm. *PLoS One*, **7**, e37643.
- Vandebroek, I. (2013). Intercultural health and ethnobotany: How to improve healthcare for underserved and minority communities? *Journal of Ethnopharmacology*, **148**, 746-754.
- Vijayakumar, S., Yabesh, J. M., Prabhu, S., Ayyanar, M., & Damodaran, R. (2015). Ethnozoological study of animals used by traditional healers in Silent Valley of Kerala, India. *Journal of Ethnopharmacology*, **162**, 296-305.
- Voeks, R.A. (1996). Tropical forest healers and habitat preference. *Economic Botany*, **50**, 381-400.
- Voeks, R.A., & Leony, A. (2004). Forgetting the forest: assessing medicinal plant erosion in eastern Brazil. *Economic Botany*, **58**, 294-306.
- Voeks, R.A. (2007). Are women reservoirs of traditional plant knowledge? Gender, ethnobotany and globalization in northeast Brazil. *Singapore Journal of Tropical Geography*, **28**, 7-20.
- Vogl, C.R., Vogl-Lukasser, B., & Puri, R.K. (2004). Tools and methods for data collection in ethnobotanical studies of homegardens. *Field Methods*, **16**, 285-306.
- Vormisto, J., Svenning, J.C., Hall, P., & Balslev, H. (2004). Diversity and dominance in palm (Arecaceae) communities in terra firme forests in the western Amazon basin. *Journal of Ecology*, **92**, 577-588.
- Wan, J., Wang, C., Yu, J., Han, S., Wang, L., & Wang, Q. (2014). The ability of Nature Reserves to conserve medicinal plant resources: A case study in northeast China. *Ecological Informatics*, **24**, 27-34.
- Wayland, C., & Walker, L.S. (2014). Length of residence, age and patterns of medicinal plant knowledge and use among women in the urban Amazon. *Journal of Ethnobiology and Ethnomedicine*, **10**, 25-36.
- Wearing, S., & McDonald, M. (2002). The development of community-based tourism: Re-thinking the relationship between tour operators and development agents as intermediaries in rural and isolated area communities. *Journal of Sustainable Tourism*, **10**, 191-206.
- Wekesa, B.W., Steyn, G.S., & Otieno, F.F. (2011). A review of physical and socio-economic characteristics and intervention approaches of informal settlements. *Habitat International*, **35**, 238-245.
- WHO (World Health Organization). (2000). *Estrategia de la OMS sobre medicina tradicional 2002-2005*. Recuperado de <https://apps.who.int/medicinedocs/pdf/s2299s/s2299s.pdf>. Fecha de acceso: 5 de Marzo de 2018.

- WHO (World Health Organization). (2013). *Estrategia de la OMS sobre medicina tradicional 2014-2023*. Recuperado de <<http://apps.who.int/medicinedocs/es/m/abstract/Js21201es/>>. Fecha de acceso: 9 de Marzo de 2018.
- WHO (World Health Organization). (2017). *Progress on drinking water, sanitation and hygiene: 2017 update and SDG baselines*. Switzerland: World Health Organization (WHO) and the United Nations Children's Fund (UNICEF). Fecha de acceso: 17 de Septiembre de 2018.
- Wiersum, K.F., Dold, A.P., Husselman, M., & Cocks, M. (2006). Cultivation of medicinal plants as a tool for biodiversity conservation and poverty alleviation in the Amatola region, South Africa. *Frontis*, **17**, 43-57.
- Williams, S.J., Gibbons, J.M., Clubbe, C., Dibble, A., Marroquín, A., & Jones, J.P. (2012). Who harvests and why? Characteristics of Guatemalan households harvesting xaté (*Chamaedorea ernesti-augusti*). *Economic Botany*, **66**, 357-369.
- Williamson, J.G. (1995). Migration and city growth during industrial revolutions. En: *Urban agglomeration and economic growth*, 70-104. Eds. H. Giersch. Berlin: Springer.
- WONCA (World Organization of National Colleges, Academies and Academic Associations of General Practitioners/Family Physicians). (2005). *ICPC-2-R: international classification of primary care*. Oxford: Oxford University Press.
- Yackulic, C.B., Fagan, M., Jain, M., Jina, A., Lim, Y., Marlier, M., Muscarella, M., Adame, P., Defries, R., & Uriarte, M. (2011). Biophysical and socioeconomic factors associated with forest transitions at multiple spatial and temporal scales. *Ecology and Society*, **16**, 15-32.
- Young, K., & León, B. (1988). Vegetación de la zona alta del Parque Nacional Río Abiseo, San Martín. *Revista Forestal del Perú*, **15**, 3-20.
- Zabihullah, Q., Rashid, A., & Akhtar, N. (2006). Ethnobotanical survey in kot Manzaray Baba valley Malakand agency, Pakistan. *Pakistan Journal Plant Science*, **12**, 115-121.
- Zambrano, L., Buenaño, M., Mancera, N., & Jiménez, E. (2015). Estudio etnobotánico de plantas medicinales utilizadas por los habitantes del área rural de la Parroquia San Carlos, Quevedo, Ecuador. *Universidad y Salud*, **17**, 97-109.
- Zank, S., Araujo, L., & Hanazaki, N. (2019). Resilience and adaptability of traditional healthcare systems: a case study of communities in two regions of Brazil. *Ecology and Society*, **24**, 13.
- Zarger, R., & Stepp, J. (2004). Persistence of botanical knowledge among Tzeltal Maya children. *Current Anthropology*, **45**, 413-418.
- Ziemendorff, S. (2019). Redescubrimiento del sitio arqueológico de la momia que inspiró a Gauguin y Munch. *Investigaciones sociales*, **22**, 73-83.

Anexo

A

Different patterns in medicinal plant use along an elevational gradient in northern Peruvian Andes

Fernando Corroto, Óscar A. Gamarra Torres & Manuel J. Macía (2019). *Journal of Ethnopharmacology*, 239: 111924.

DOI: <https://doi.org/10.1016/j.jep.2019.111924>



Different patterns in medicinal plant use along an elevational gradient in northern Peruvian Andes



Fernando Corroto^{a,b}, Oscar A. Gamarra Torres^a, Manuel J. Macía^{b,c,*}

^a Instituto de Investigación para el Desarrollo Sustentable de Ceja de Selva, Universidad Nacional Toribio Rodríguez de Mendoza, Calle Universitaria N° 304, Chachapoyas, Amazonas, Peru

^b Departamento de Biología, Área de Botánica, Universidad Autónoma de Madrid, Calle Darwin 2, ES-28049, Madrid, Spain

^c Centro de Investigación en Biodiversidad y Cambio Global (CIBC-UAM), Universidad Autónoma de Madrid, Calle Darwin 2, ES-28049, Madrid, Spain

ARTICLE INFO

Keywords:

Altitudinal range
Folk medicine
Gender balance
Mestizo phytotherapy
Transmission of traditional knowledge

ABSTRACT

Ethnopharmacological relevance: Through the study of mestizo people that share a common culture in a large geographic region and where traditional knowledge (TK) is still poorly documented, we compared medicinal plant use in the northern Andes of Peru.

Aims of the study: (1) To compare patterns of the distribution of TK for a human group living between two ecoregions: high tropical montane forests vs. low tropical montane forests; (2) to understand the TK at the gender level; and (3) to analyse TK transmission over five generations.

Material and methods: The study was conducted in two ecoregions, four areas and 12 localities. We gathered information with 600 participants through semi-structured interviews. We worked with 3–7 expert informants per locality using the “walk in the woods” methodology for gathering ethnomedicinal information in the field. We annotated local vernacular names, medicinal indications, and collected the plants in their habitats. Then we interviewed the rest of the participants in their homes. To evaluate significant differences between highlands and lowlands, we use general mixed linear models test and its corresponding *post hoc* LSD Fisher test of multiple comparisons ($p < 0.05$) at ecoregion, gender and generation level.

Results: A total of 416 species belonging to 107 plant families and 13,898 use-reports were found in both ecoregions. Overall, significant differences indicated that people in the highlands had higher TK than people in the lowlands for most of the medicinal categories. Women showed higher knowledge on medicinal plants in all medicinal categories and areas in both ecoregions. However, transmission of TK showed different patterns between ecoregions. In the highlands, the TK increased from the youngest to the senior group (51–60 years), with a slight decreasing for those over 60 years, whereas in the lowlands the findings were less clear and generations with highest TK were divergent across localities.

Conclusion: TK on medicinal plants is still widely applied in the tropical montane forests of northern Peru. The localities with less prosperous socioeconomic development (highlands) were the areas with higher TK on medicinal plants. Women are mainly the depositories of the traditional medicine. The older generations maintain most of the TK in the highlands, whereas in the lowlands the TK is more widespread across generations. Future conservation programs on medicinal plants should understand who are the generations depositories of the TK before dedicate any effort.

1. Introduction

The traditional medicine based on plants has been maintained through history, especially in remote rural areas and among ethnic minorities of modern society, as a necessity for people with few economic resources or inaccessible medical assistance (Macía et al., 2005; Heinrich et al., 2006; Leonti and Casu, 2013). Nowadays, there are

clear evidences of the fading of traditional knowledge (TK in the following) indicating that the chain of oral transmission between generations is breaking (Reyes-García et al., 2013; Paniagua-Zambrana et al., 2016). In response, the World Health Organization has among its objectives for the 2014–2023 decade, the recovery of popular knowledge about medicinal plants as an alternative for primary health care, mainly in the poorest regions of developing countries (WHO, 2013).

* Corresponding author. Departamento de Biología, Área de Botánica, Universidad Autónoma de Madrid, Calle Darwin 2, ES-28049, Madrid, Spain.
E-mail address: manuel.macia@uam.es (M.J. Macía).

<https://doi.org/10.1016/j.jep.2019.111924>

Received 20 December 2018; Received in revised form 28 March 2019; Accepted 27 April 2019

Available online 28 April 2019

0378-8741/ © 2019 Elsevier B.V. All rights reserved.

This is the case of Peru, with at least 3000 species of medicinal plants documented (Mostacero et al., 2011). In the last decade the number of studies on medicinal plants has significantly increased in the country, and specifically in the Andean region (e.g. De la Cruz et al., 2007; Busmann and Glenn, 2010; Mathez-Stiefel et al., 2012; Gonzales et al., 2014), although the eastern flank of the northern Andes is still scarcely studied (Busmann and Sharon, 2006; Schjellerup et al., 2009).

In the tropical montane forests of northern Peru are living mestizo communities under different environmental conditions and socio-economic factors, which determine their life habits and also the use of medicinal plants in their surroundings. Along more than 2000 m in elevation, people have a culture relatively common that shares common human ancestors integrated into the territory of the prehispanic culture (Monigatti et al., 2013).

Generally, gender and age are key factors which determine the distribution of TK (Lambaré et al., 2011; Sousa Júnior et al., 2013). Women are the main vehicle for transmitting this knowledge in rural societies because they usually assume the main responsibilities of child and elders care (McDade et al., 2007; Wayland and Walker, 2014) although men showed a greater TK in some cases (e.g. Albuquerque et al., 2011; Paniagua-Zambrana et al., 2014). On the other hand, elder people are commonly the depositaries of ethnobotanical wisdoms and customs due to their accumulation of knowledge over time (Upadhyay et al., 2010). However, this knowledge can be evenly distributed among several age groups, even showing higher records in younger age groups by vertical, horizontal or oblique TK transmission (Idolo et al., 2010; Almeida et al., 2015).

In this work we have three objectives: (i) to compare the use of medicinal plants for a human group with a similar culture and living between two ecoregions: high tropical montane forests vs. Low tropical montane forests. We hypothesize that people with less economic resources and possibilities of resource exploitation will have greater traditional knowledge, which corresponds to the communities living in the highlands (Vandebroek, 2010); (ii) to analyze the distribution of TK on medicinal plants and gender equality between the two ecoregions. We expect women have a greater TK than men, due to the division of labour, where women mainly dedicate to the family health care whereas men mainly carry out agricultural and livestock work, or work outside their localities (Pfeiffer and Butz, 2005; Sher et al., 2015); and (iii) to understand the TK transmission over generations: 18–30, 31–40, 41–50, 51–60, > 60 years old between ecoregions. We expect elders have a greater TK than youngsters due to their progressive accumulation of knowledge along their lives (Koster et al., 2016).

2. Methods

2.1. Study area

The study was conducted in the tropical montane forests of the Amazonas Department, in the eastern slopes of the northern Andes in Peru (Fig. 1). We worked in two different ecoregions according to their elevation: high tropical montane forests located between 2500 and 3500 m and low tropical montane forests, situated between 1500 and 2500 m. Both ecoregions have a seasonal climate, with a wet season from November to May and a dry season from June to October. In the highlands the annual average temperature is 14 °C and annual average rainfall is 780 mm, whereas in the lowlands is 19 °C and 900 mm, respectively (SENAMHI, 2017).

We studied two different areas per ecoregion and three localities per area (Fig. 1). In the highlands, the areas were: (1) Luya province, in the upper basin of the Utcubamba river and localities of Longuita, María and Yomblón; and (2) Chachapoyas province, in the upper basin of the Imaza river and localities of Granada, Olleros and Quinjalca. This ecoregion is mainly characterized by shrub vegetation and grassland extensions in a steep topography. The state of conservation is better than in the lowlands, but commonly altered by livestock pastures and

agricultural activities of limited area (Young and León, 1988; Encarnación and Zárate, 2010). In the lowlands, the studied areas were: (1) Rodríguez de Mendoza province, in the middle basin of the Leiva river and localities of Titora, Santa Rosa and Huambo; and (2) Bongará province, in the middle basin of the Utcubamba river and localities of Valera, Cuispes and San Carlos. The conservation status of this ecoregion is discontinuous, with small patches of well-preserved forest but most areas are occupied by agriculture and livestock pastures (Schjellerup et al., 2009).

The population of both highlands and lowlands is conformed by spanish speaking mestizos. There are healers in every locality in both ecoregions, but they do not devote themselves exclusively to this labour. People respect them and sometimes visit them, particularly in cases of cultural and ritual diseases. Common diseases are usually treated with plants within the family and mainly by the elder females. A health post exists in each locality, without laboratories and with a limited supply of medicines, but fulfill the basic needs of their inhabitants. When more serious health problems happened, they need to go to Chachapoyas's city, where a hospital exists. The limitation arises among the inhabitants with less economic resources, mainly from the localities of Chachapoyas and Luya provinces, which not always are able to move in time to the hospital. The road conditions are highly variable along the year, but it usually takes 3–5 h.

The principal source of income in the highlands is obtained from beef cattle work and complemented with small scale vegetable crops, such as corn, beans and potatoes. They have difficult access to suitable infrastructures and limited access to basic health services, like drinking water supply. The population of the lowlands is mainly dedicated to coffee, corn and sugar cane cultivations, which sometimes is complemented with a diverse livestock of cows, pigs and sheeps. They have the facility to fish in rivers and lakes and commercialize their products. Overall, they have better infrastructure with nearby health services or hospitals, water treatments plants, and more prosperous economic conditions than population in the highlands. The population living in the six localities of the highlands is estimated at 3025 inhabitants, whereas in the six localities of the lowlands at 5865 inhabitants (INEI, 2015).

2.2. Data collection

To gather information about the uses of medicinal plants by local people, we carried out 50 semistructured interviews in each of the 12 localities of the Peruvian montane forests, totalling 600 interviews from July 2016 to May 2017. In the localities, we interviewed two types of informants: experts and generalists. The expert informants were those who have a greater knowledge of medicinal plants in their ecoregion and were chosen by the leaders of the respective localities. We interviewed 3–7 expert informants per locality, totalling 77. Experts were mostly women (62%) and older than 40 years (92%). With these informants, we used the “walk in the woods” methodology for gathering ethnomedicinal information in the field dedicating between 1 and 3 days with each person. We annotated local vernacular names, medicinal indications, and collected the plants in their habitats. For some species collected in sterile conditions and that could not be identified to species level, we carried out a second field trip to try to find them fertile.

Once the work with the expert informants was completed in a given locality, we listed all the medicinal plants, popular names, and diseases mentioned by these participants. Doing so, we have a full picture of the plant diversity and medicinal uses of the locality. Later, we worked with the general informants in their homes, interviewing one member of the different families (houses) in the locality, to gather as much distinct information as possible and to cover a larger portion of the local population. Using the list, we can be sure of the identification of the species during the interviews with the general participants. Within each locality, we seek for a balance in terms of gender and age. Informants were divided into five age groups: 18–30, 31–40, 41–50, 51–60

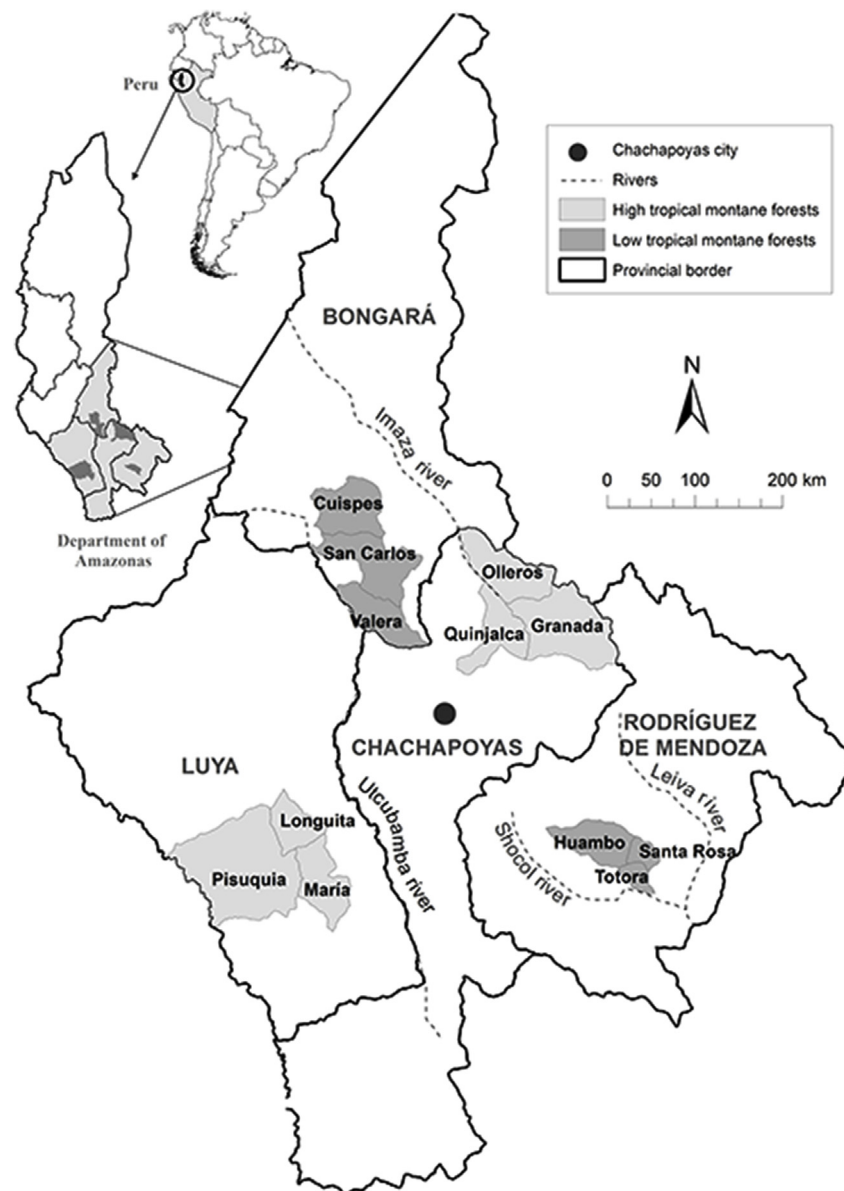


Fig. 1. Map of the study area in northern Peruvian Andes showing the two ecoregions (high and low tropical montane forests), the four areas, and the 12 localities where medicinal plants uses were gathered in 600 interviews.

and > 60 years old. In the locality of Granada we could only interviewed to one informant > 60 years.

All collected specimens were deposited in the Herbarium Truxillense (HUT) with duplicates at the Universidad Nacional Toribio Rodríguez de Mendoza de Amazonas (Peru). The scientific names followed *The Plant List* (The Plant List, 2018) and the family taxonomic classification followed the *Angiosperm Phylogeny Group* (Byng et al., 2016).

2.3. Ethics statement

Research was carried out according to the Convention of Biological Diversity taking into account the Bonn guidelines and the Nagoya Protocol (SCBD, 2002, 2011). A written permission was obtained from each locality leader. Informed consent was orally obtained from all participants and before conducting interviews. Interviewees could stop responding at any time and were informed that all data provided would be anonymized. The ethics committee of the Autonomous University of Madrid approved this statement (CEI 73–1327 to M.J. Macía).

2.4. Data analysis

All the medicinal indications were classified into 18 categories following international standards (Cook, 1995) with additional modifications to adapt them to tropical regions and to include properly cultural diseases (Macía et al., 2011; Gruca et al., 2014) (Appendix A). To evaluate TK on medicinal plants across localities, we used four ethnomedicinal indicators: total number of useful plant species, medicinal uses, medicinal use-reports, and average number of uses per species. We define (1) a “medicinal use” as the use of a plant part of a species that is associated with a medicinal category for a particular disease or ailment (Paniagua-Zambrana et al., 2014); and (2) a “medicinal use-report” as the medicinal use defined previously and associated to an informant.

To evaluate possible significant differences between highlands and lowlands, we use the 15 medicinal categories with the highest number of use-reports (200 or more) using general mixed linear models and its corresponding *post hoc* LSD Fisher test of multiple comparisons ($p < 0.05$). Similarly, we run analyses to compare TK between women

Table 1
Ethnomedicinal data gathered in two ecoregions, four areas, and 12 localities of the tropical montane forests of northern Peru.

Ecoregion	Areas	Localities	Elevation (m)	No. plant species	No. medicinal uses	No. use-reports	Average (± SD) number of uses per species	No. men interviewed	No. women interviewed	
High tropical montane forests	All	All		354	2636	8628	5.9 (± 2.3)	152	148	
		Chachapoyas		254	1192	4806	4.0 (± 2.4)	75	75	
	Luya	Granada	3454	145	457	1459	2.9 (± 2.6)	25	25	
		Olleros	3442	190	598	1613	2.8 (± 2.6)	27	23	
		Quinjalca	3198	189	598	1734	2.7 (± 2.2)	23	27	
		All		301	1673	3822	4.7 (± 2.5)	77	73	
		María	2743	190	648	1244	3.0 (± 2.6)	27	23	
		Longuita	2758	221	707	1246	2.8 (± 2.4)	24	26	
	Low tropical montane forests	All	All		326	1638	5270	4.2 (± 2.2)	149	151
			Bongará		273	1187	3306	3.7 (± 2.1)	75	75
Rodríguez de Mendoza		Cuispes	1891	183	557	1258	2.6 (± 2.4)	25	25	
		San Carlos	2013	175	476	1307	2.4 (± 2.0)	25	25	
		Valera	1908	192	491	741	2.4 (± 2.2)	25	25	
		All		223	689	1964	2.7 (± 1.5)	74	76	
		Santa Rosa	1759	145	282	613	1.7 (± 1.3)	26	24	
		Totora	1655	146	332	995	2.0 (± 1.6)	23	27	
Huambo		1683	121	242	356	1.9 (± 1.3)	25	25		

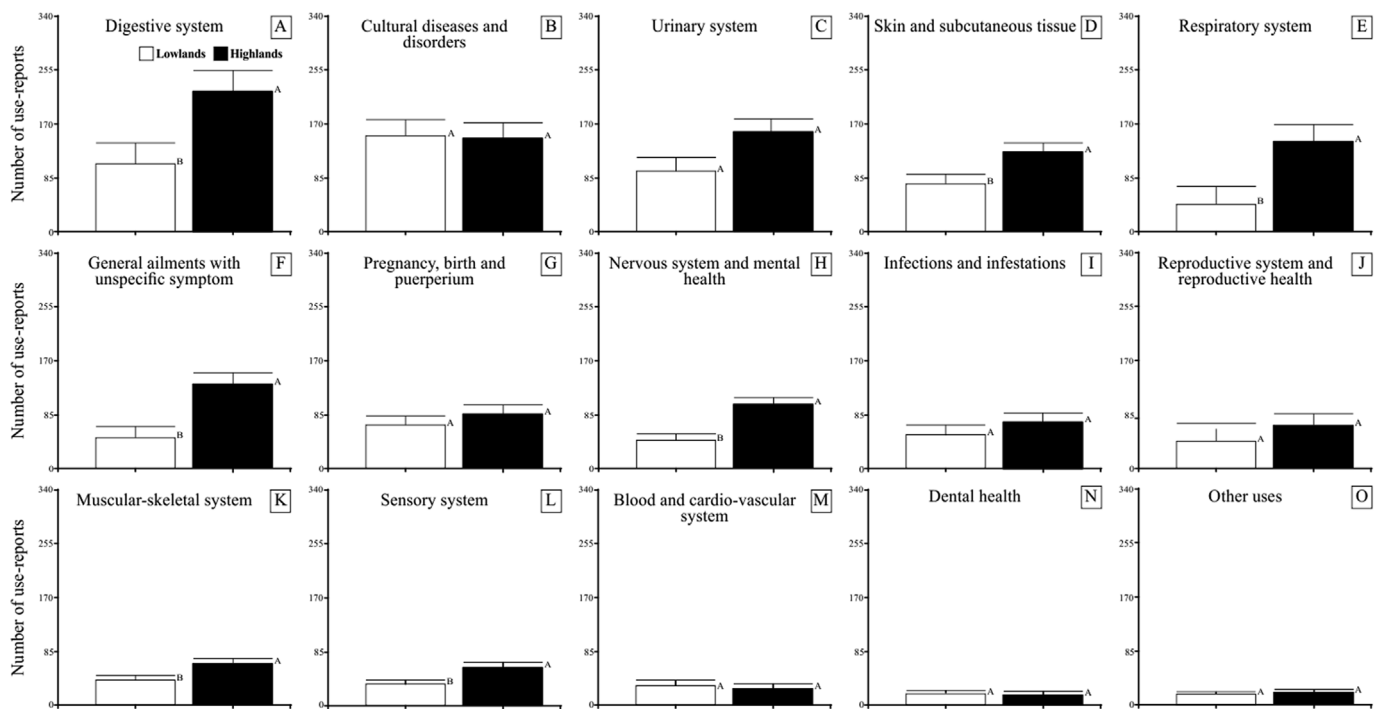


Fig. 2. Mean percentage of medicinal plants use-reports found comparatively in low tropical montane forests and high tropical montane forests based on 600 interviews in northern Peru. Letters (A, B) indicate significant differences based on general mixed lineal models and its corresponding *post hoc* LSD Fisher test ($p < 0.05$).

and men. Finally, to analyze TK transmission between age groups, we used the average percentages of use-reports per generation in mixed general linear models across localities. All analyses were performed in R 3.4.0. (R Development Core Team, 2017).

3. Results

3.1. Distribution of TK along the elevational gradient

A total of 13,898 use-reports, 3720 medicinal uses and 416 species belonging to 107 families were found in 600 interviews conducted in four areas, and 12 localities of two different ecoregions in the montane forests of northern Peru (Table 1). Medicinal plants and uses are shown

in the supplementary material. Comparatively, 354 species and 8628 use-reports were mentioned in the highlands and 326 species and 5270 use-reports in the lowlands. The most representative families in the highlands were Compositae (12.3% of total use-reports), Lamiaceae (10.7%) and Solanaceae (6.3%), whereas in the lowlands were Lamiaceae (13.5%), Compositae (9.8%) and Rutaceae (7.3%). The most cited species in the highlands were *Minthostachys mollis* (Benth.) Griseb. (3.7% of total use-reports), *Matricaria recutita* L. (3.6%) and *Citrus limon* (L.) Osbeck (2.8%), whereas in the lowlands were *Minthostachys mollis* (6.2%), *Citrus limon* (3.3%) and *Ruta chalepensis* L. (2.4%). On the other hand, the most versatile species in the highlands were *Citrus limon*, cited for uses in 15 medicinal categories, followed by *Erythroxylum coca* Lam. and *Ruta chalepensis*, both cited in 14 medicinal categories. Similarly, in

the lowlands the most versatile species were *Citrus limon*, cited for uses in 14 medicinal categories, followed by *Matricaria recutita* and *Ruta chalepensis*, both cited in 11 medicinal categories. The species *Sambucus peruviana* Kunth, *Ullucus tuberosus* Caldas, and *Physalis peruviana* L. were highly used in the highlands and just marginally used in the lowlands, whereas *Bixa orellana* L., *Passiflora edulis* Sims and *Ocimum basilicum* L. were highly used in the lowlands and rarely in the highlands.

In general terms, people in the highlands had higher TK than in the lowlands, according to the four ethnomedicinal indicators used (Table 1). Rodríguez de Mendoza (lowlands) was the area that showed the lowest numbers of TK. In Bongará (lowlands), we found a higher number of plant species than in Chachapoyas (highlands), but the other three ethnomedicinal indicators were lower. Within the highlands, Luya scored higher in three out of the four indicators, only surpassed by Chachapoyas in the number of use-reports.

In the highlands, 12 out of 18 medicinal categories showed higher number of use-reports than in the lowlands with *Digestive*, *General ailments*, *Nervous* and *Respiratory systems* cited more than double (Fig. 2A, 2E, 2F and 2H). The remaining six medicinal categories scored higher in the lowlands, but most of them were among the categories with the lowest number of use-reports. *Cultural diseases and disorders* (Fig. 2B) and *Ritual and magic uses* (data not shown) showed slightly higher values in the lowlands. The two areas in the highlands showed similar values of use-reports: Chachapoyas scored higher in nine categories whereas Luya did so in the other nine categories. However, in the lowlands, Bongará showed higher values of use-reports in all categories compared to Rodríguez de Mendoza.

Significant statistically differences were found in seven out of the 15 most cited categories along the elevational gradient: *Digestive system*, *General ailments*, *Muscular-skeletal system*, *Nervous system*, *Respiratory system*, *Sensory system* and *Skin and subcutaneous tissue* (Fig. 2A, 2D, 2E, 2F, 2H, 2K and 2L). All these categories scored higher in the highlands. Among the eight categories that did not have significant statistically differences between ecoregions, three of them showed higher percentages of use-reports in the lowlands (*Blood and cardio-vascular system*, *Cultural diseases and disorders*, and *Dental health*) (Fig. 2B, 2M and 2N), and five categories in the highlands (*Infections and infestations*, *Pregnancy, birth and puerperium*, *Reproductive system and reproductive health*, *Urinary system* and *Other uses*) (Fig. 2C, 2G, 2I, 2J and 2O).

3.2. Gender distribution of TK on medicinal plants

Overall, women showed a higher percentages of use-reports in all medicinal categories and areas in both ecoregions with the exception of *Cultural diseases and disorders* in Luya province (Fig. 3B), and *Muscular-skeletal system* and *Urinary system* in Luya and Rodríguez de Mendoza (Fig. 3C). We found significant statistically differences in the distribution of TK between men and women in all medicinal categories except in *Cultural diseases and disorders*, *Dental health* and *Muscular-skeletal system* (Fig. 3B, 3N and 3K). Women cited more than double use-reports than men in the categories of *Blood and Cardio-vascular system*, *Pregnancy, childbirth and puerperium* and *Reproductive system*, with the exception of Luya province (Fig. 3G, 3J and 3M). This was also the case in *Metabolic system* and *Ritual and magical uses* (data not shown).

Basically, women and men used the same most versatile medicinal species. The most used species by women were *Minthostachys mollis* (2.5% of total use-reports), *Matricaria recutita* (1.9%), *Citrus limon* (1.6%) and *Ruta chalepensis* (1.6%), whereas by men were similar: *Minthostachys mollis* (2.1% of total use-reports), *Citrus limon* (1.4%), *Matricaria recutita* (1.2%) and *Plantago major* L. (1.2%).

3.3. TK transmission across age groups

In the highlands, the TK of medicinal plants increased from the youngest (18–30 years) to the senior group (51–60 years), with a slight decreasing for those over 60 years in all localities (Fig. 4A–F) where

statistically significant differences were found across groups. In the lowlands, the findings were less clear. In the Totorá and Huambo localities, the pattern was similar to the highlands (Fig. 4K–L), but was not statistically significant. However in two other localities (Cuispes and San Carlos), the highest TK was recorded in the elders age group (Fig. 4G and 4H), whereas in Valera and Santa Rosa, the highest TK was reported in the middle age groups (Fig. 4I and 4J), although only in two of these cases were statistically significant (Fig. 4H and 4I). It is surprising the high percentage of use-reports found in Valera for the senior group (51–60 years), which represented more than double than the other four groups (Fig. 4I).

Minthostachys mollis, *Matricaria recutita* and *Citrus limon* were the three species most highly used across generations. *Plantago major* was very used for the three younger age groups, whereas *Melissa officinalis* L. was so for the 31–50 years generations, and *Erythroxylum coca* and *Sambucus peruviana* for the 41–60 age groups.

4. Discussion

4.1. Elevational gradient

Traditional medicine is still widely practiced in the tropical montane forests of northern Peru. We found a higher number of medicinal species and medical indications than previous studies in other Andean regions of the country (Hammond et al., 1998; De la Cruz et al., 2007; Huamantupa et al., 2011; Monigatti et al., 2013; Gonzales et al., 2014). Several factors can explain these results including the large area covered in our study, the stratified sampling across different age groups, the gender balance of the interviewers, the high number of informants, and the special focus posed on the expert informants.

The TK on medicinal plants was higher in the highlands than in the lowlands, which accept our first hypothesis. This can be explained by at least four variables. First, the socio-economic factors differentiate clearly the population in the ecoregions, being the lowlands more prosperous with permanent crops, land suitable for forestry production, fishing areas and greater economic income coming from tourism (Almeida et al., 2010). On the contrary, the economic resources in the highlands are more scarce, with predominance of subsistence crops or based on milk production of extensive beef cattle farming. So, areas with greater socio-economic development tend to be areas with lower TK on medicinal plants, such as the case of Rodríguez de Mendoza, that also have been reported in other studies (Kunwar and Bussmann, 2008; Lira et al., 2009; Vandebroek, 2010). Second, migration processes to urban areas. In the lowlands it took place mainly from the 90s, whereas in the highlands occurred only from the last decade (INEI, 2008, 2009). Migration use to cause rapid cultural and socio-economic changes that usually produce the loss of TK from one generation to the next (Takasaki et al., 2001; Reyes-García et al., 2013), which surely occurred in the lowlands by a reduction in the use of medicinal plants. Third, the isolation of the localities in the highlands and the lack of health services and infrastructures resulted in a more prominent use of the traditional medicine as previously have been reported in other studies (Benz et al., 2000; Byg et al., 2007; Leonard et al., 2015). Fourth, the environmental conditions of the two ecoregions. In the highlands, the population is living in a more adverse and extreme climatic conditions than the population in the lowlands, and probably have produced more ailments and disorders of the *Respiratory system* (De la Cruz et al., 2007), and *General diseases*, such as fever and headache (D'Arcy, 2004). At the same time, remedies for disorders and diseases of the *Digestive* and *Urinary systems* were mainly found in the highlands. This can be explained because they have not implemented water treatment for human consumption that surely affect more assiduously to their gastrointestinal and urinary problems (Collins et al., 2006; Pareek and Kumar, 2013). Concerning *Cultural diseases and disorders*, TK was widely shared in both ecoregions with slightly higher values in the lowlands. This medicinal category includes diseases like *susto*, *gentil*, *tacsho*, *tijte*, *pulsario*,

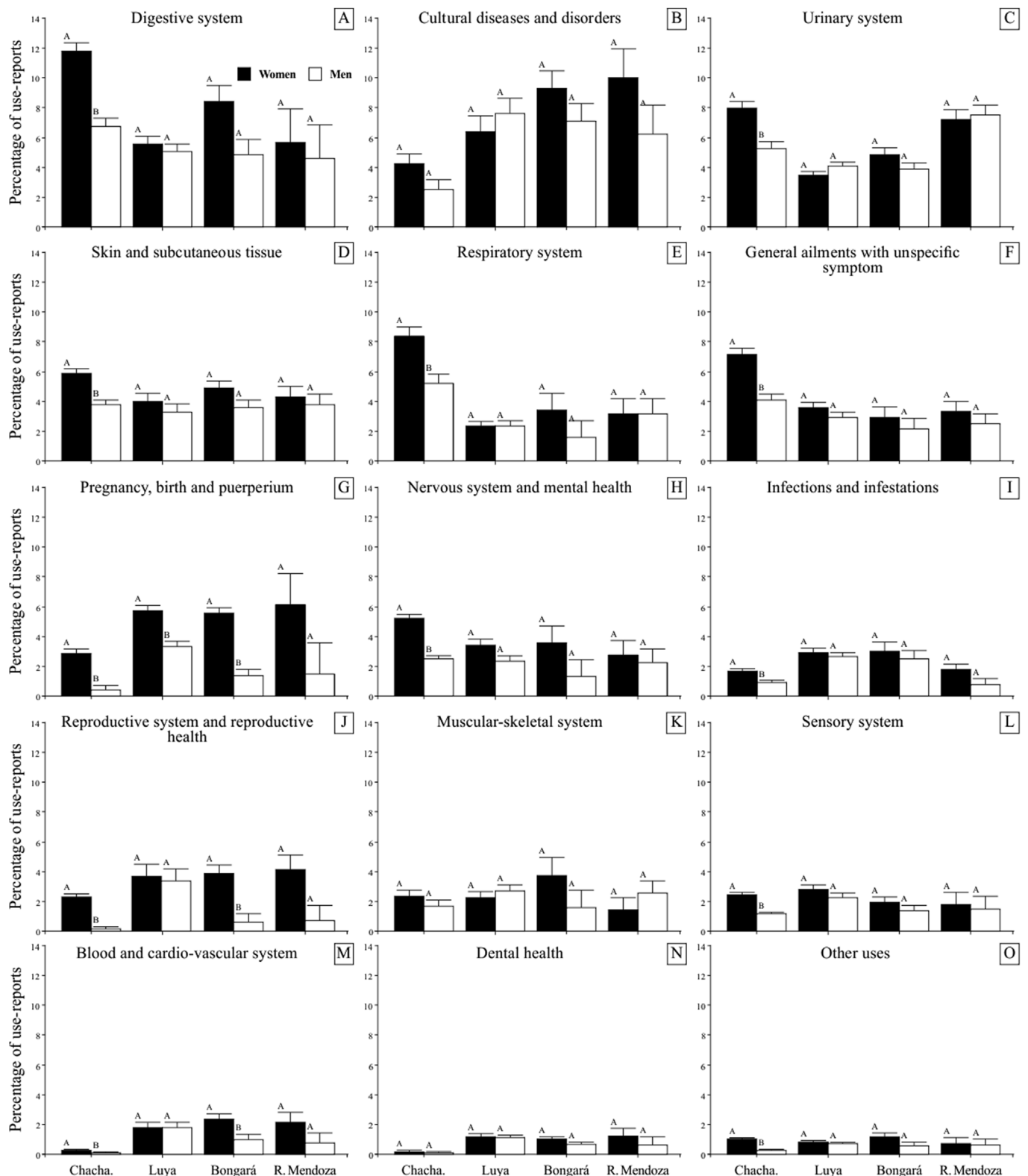


Fig. 3. Mean percentage of medicinal plants use-reports analyzed between women and men for four areas and the 12 localities in northern Peruvian Andes. Letters (A, B) indicate significant differences based on general mixed lineal models and its corresponding *post hoc* LSD Fisher test ($p < 0.05$).

shucaque, *shadow* or *dispela* that came from traditional Andean medicine and are not treatable with the conventional medicine. However, traditional medicine treat them with medicinal plants (e.g. Macía et al., 2005; Mathez-Stiefel et al., 2012; Gonzales et al., 2014).

In contrast with the results found in the provinces of Rodríguez de

Mendoza and Chachapoyas, the localities of Bongará (lowlands) showed a similar TK than the localities of Luya (highlands). This can be explained by geographic, touristic and commercial factors. First, the road communication between the localities in Bongará and the localities in Luya (with the exception of Yomblón), has been recently

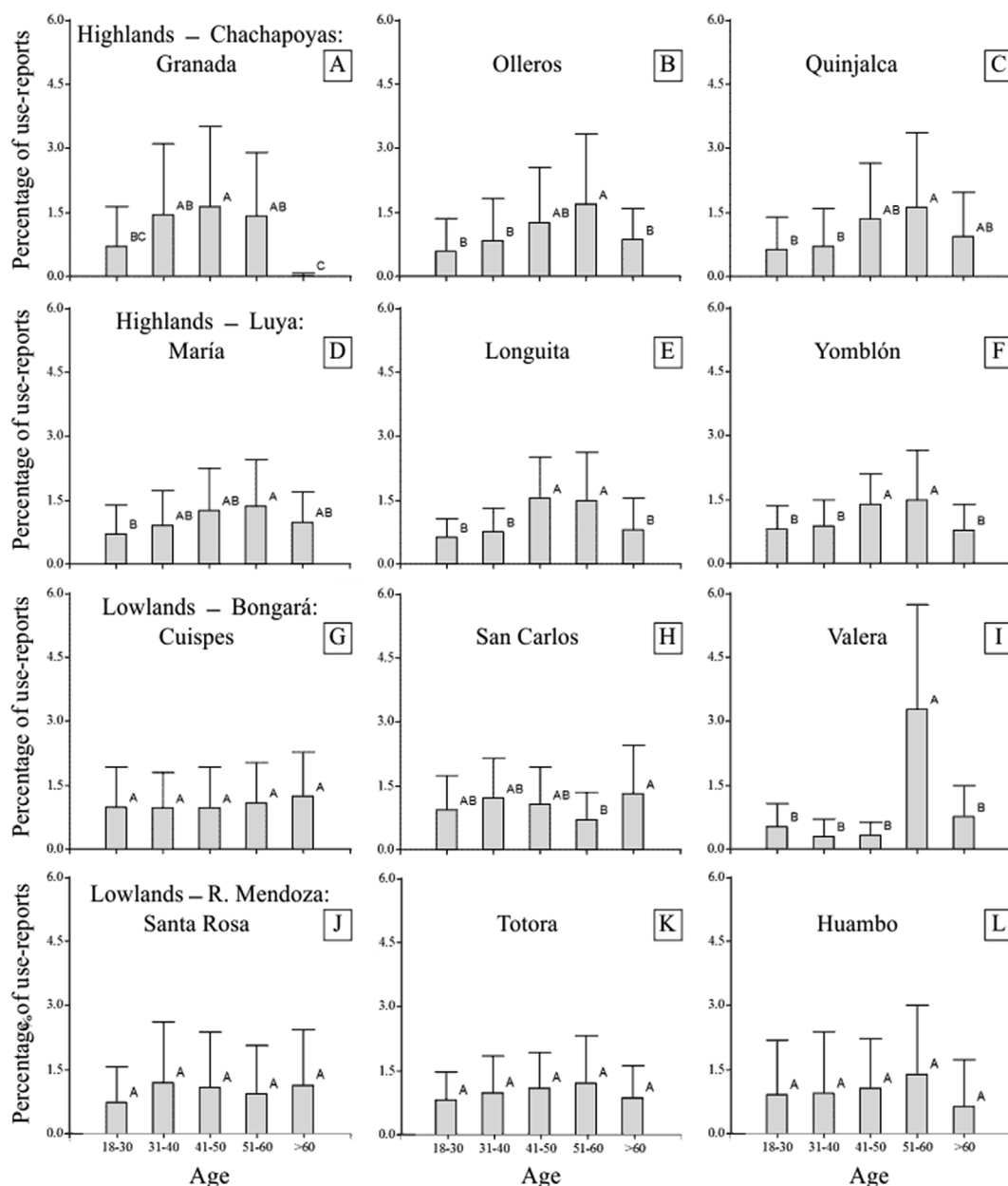


Fig. 4. Mean percentage of medicinal plants use-reports broken down by five age cohorts in six localities in the highlands (A–F) and six localities in the lowlands (G–L) in the northern Andes of Peru. Letters (A, B, C) indicate significant differences based on general mixed lineal models and its corresponding *post hoc* LSD Fisher test ($p < 0.05$).

paved and then has enabled the communication of people between both areas, generating a flow of information that also facilitates the exchange of TK. Second, both areas have the two most visited tourist sights in the Department of Amazonas: Kuélap prehispanic archaeological complex in Luya and the Gocta waterfall (771 m) in Bongará. These two tourist attractions have produced an increase in the number of visitors in these two provinces, which have increased the services offered and therefore have produced better economic development among its inhabitants, respectively. Third, one of the most important street markets in the ecoregion is weekly organized between the two areas, and regularly attracts merchants and buyers from the six locations, which again facilitate the transfer of knowledge and could have conformed a major similarity in TK between the areas (Gazzaneo et al., 2005).

The most cited plant families in our study are included among the most important in other Andean medicinal plants works, being

Compositae as the family with the highest number of medicinal species, and Lamiaceae, Solanaceae and Leguminosae among the most important families (e.g. Fernandez et al., 2003; Tene et al., 2007). The same applies for the most used species in both ecoregions. *Minthostachys mollis*, *Matricaria recutita*, *Ruta chalepensis*, *Citrus limon*, *Plantago major* and *Erythroxylum coca* are commonly cited in any Andean ethnomedicinal work for similar uses (e.g. Bussmann and Sharon, 2006; Armijos et al., 2014; Gonzales et al., 2014). On the other hand, species more suitable in the highlands such as *Sambucus peruviana*, *Ullucus tuberosus* and *Physalis peruviana* or species prevalently found in the lowlands such as *Bixa orellana*, *Passiflora edulis* and *Ocimum basilicum* showed great use differences between ecoregions. These differences can be explained by the easier availability of these species in one of the ecoregions and the prevalence of diseases associated to each ecoregion (Monigatti et al., 2013).

4.2. Gender and TK

Women are the keepers of the traditional medicinal knowledge in northern Peruvian Andes and therefore our hypothesis is accepted. This can be explained because women's workplace is usually linked to their home, taking care of children and the elders, and to their homegardens and orchards (Coelho-Ferreira, 2009; Baliano et al., 2015). Often these homegardens are reservoirs of medicinal plants that women use as a family medicinal resource in most Andean societies (Finerman and Sackett, 2003). Many earlier studies conducted in the Andean regions are in line with our hypothesis, indicating that women are the main connoisseurs and transmitters of this TK in these countries (e.g. Perry and Gesler, 2000; Arango, 2004; Gonzales et al., 2014; Zambrano et al., 2015). The role of women is almost exclusive in the application of medicinal plants in some domains, such as *Pregnancy, childbirth and puerperium* and *Reproductive system* (Vandebroek et al., 2010; Malan and Neuba, 2011; Barreto and Schultze-Kraft, 2014). This knowledge is only limited to expert men informants in our study. However, there are other works in which men showed a greater TK on medicinal plants which resulted from the division of responsibilities (Paniagua-Zambrana et al., 2014) or due to their greater participation in agriculture or livestock activities (Vandebroek et al., 2004; Albuquerque et al., 2011). So future conservation programs should mainly focus on women to preserve the traditional medicine in this Andean ecoregions.

4.3. Age and transmission of TK on medicinal plants

In the highlands and some localities of the lowlands, the TK on medicinal plants increased from the youngest to the seniors and then decreasing progressively to the elders, so our hypothesis that elders have a greater TK than youngsters is only partially accepted. This general pattern is also found in other studies throughout the world where older people are less affected by external influences, and therefore maintain their beliefs and TK acquired in the past (Byg and Balslev, 2004; Zabihullah et al., 2006; Srithi et al., 2009; Menendez-Baceta et al., 2014; Paniagua-Zambrana et al., 2016). Nevertheless, there is a lack of consensus on the relationship between age and TK on medicinal plants (Almeida et al., 2015). Some factors that explain this diachronic TK are related to the loss of interest from younger generations in traditional medicine (Eyssartier et al., 2008) and the more common use of medications that produce more rapid effects to alleviate diseases or ailments (Giday et al., 2003).

During the last 20 years, basic medical posts have been implemented in each of the studied localities in both ecoregions. It can be an explanation for the loss of knowledge among younger groups, because they had an easier access to the conventional medicine services which may entail to not use TK on medicinal plants (Ayantunde et al., 2008; Ladio and Lozada, 2009; McMillen, 2012). This pattern is clear in all the studied localities in the highlands but only happens in some localities of the lowlands. The other localities of the lowlands are suffering the abandonment of their TK on medicinal plants in a clearer way, and this loss seems to be identified in most of the age groups. Furthermore, in these lowlands localities the socioeconomic conditions are better than in the highlands localities, and people have the opportunity to choose between conventional medical treatment or traditional

Appendix B. Supplementary data

Supplementary data to this article can be found online at <https://doi.org/10.1016/j.jep.2019.111924>.

medicine based on medicinal plants.

Concerning the great difference of TK in Valera for people between 51 and 60 years old and the other age groups, it is simply because the majority of the experts interviewed in this locality fall in this generation.

The great use that is made in the five age groups of *Minthostachys mollis*, *Matricaria recutita* and *Citrus limon* can be explained because these species were frequently reported in two of the most cited categories across generations, *Digestive system* and *Cultural diseases and disorders*, where they are widely used species. It is also remarkable, the medicinal use of *Erythroxylum coca* which is increasing with age based surely on its great cultural importance from ancient times (Martin, 1970). However, the use for generations over 60 years is considerably reduced, and probably is due to their alienation from the hard work of livestock and agricultural activities (Maina, 2012).

Finally, future national or international programs dedicated to the conservation of TK on medicinal plants should understand first, who are the depositaries generations that mostly retain the TK before dedicating any economic effort and support. And please, do not assume that elders are always the only depositaries of the TK across areas and regions.

5. Conclusions

The high number of medicinal species and use-reports showed the importance of TK on medicinal plants in the northern Andes of Peru. Ecoregions with the lowest socioeconomic development are related to a greater TK on medicinal plants, so it is highly relevant for their livelihoods. Women are key custodians of medicinal plants and repositories of TK for the good health of the families. Overall, this knowledge is mainly found in the elders and is not being transmitted to the new generations uniformly. However, this study shows that TK on medicinal plants is still alive and its divergent transmission is preventing its rapid loss. Future biocultural conservation programmes could integrate this low cost TK based on medicinal plants, for local and regional population development and for the improvement of their ways of life.

Author contributions

FC and MJM conceived the ideas, FC collected the data, FC, OG and MJM analysed the data and FC and MJM wrote the manuscript. All authors approved the final version of the manuscript.

Acknowledgments

We express our sincere gratitude to the 600 informants who shared their time and knowledge with us and to the political and communal representatives of the localities that permitted the study. We also thank to the botanical specialists of the Herbarium Truxillense, José Mostacero León and Freddy Rogger Mejía Coico for their contributions and help in the identifications of the plant collections. Special thanks to Damaris Leiva Tafur, Jhesibel Chavez Ortiz and Jesús Rascón Barrios for their assistance in the field, and to Elgar Barboza Castillo for his support with Fig. 1. This study was funded by the Universidad Nacional Toribio Rodríguez de Mendoza and the Universidad Autónoma de Madrid.

Appendix A. Total number of use-reports (minimum, maximum) of the medicinal plants documented in two ecoregions, four areas, and 12 localities of the tropical montane forests in northern Peru. Medicinal uses are classified in 18 medicinal categories according to Cook (1995), Macía et al. (2011) and Gruca et al. (2014).

Categories/Subcategories	High Tropical Montane Forests			Low Tropical Montane Forests			Total
	Chachapoyas	Luya	All	Bongará	R. Mendoza	All	
Digestive system	888 (266–331)	404 (115–151)	1292	451 (78–189)	174 (34–72)	625	1917
Diarrhoea	170 (49–67)	125 (33–50)	295	114 (17–55)	34 (6–17)	148	443
Stomach pain	370 (74–155)	4 (0–4)	374	51 (8–24)	7 (0–5)	58	432
Liver disorders	132 (31–56)	51 (11–24)	183	23 (4–14)	18 (2–10)	41	224
Stomach cramps	26 (0–26)	51 (10–21)	77	68 (5–35)	41 (4–23)	109	186
Laxative	43 (11–17)	56 (13–24)	99	63 (14–28)	8 (1–4)	71	170
Carminative	65 (14–31)	35 (1–18)	100	23 (5–12)	20 (4–9)	43	143
Stomach infection	44 (11–17)	4 (0–4)	48	26 (1–18)	7 (0–7)	33	81
Gastric ulcers	9 (2–5)	21 (5–9)	30	33 (5–16)	8 (0–8)	41	71
Digestive	19 (0–1)	16 (3–9)	35	13 (3–6)	4 (0–3)	17	52
Hepatitis	2 (0–1)	15 (2–8)	17	23 (2–11)	5 (0–4)	28	45
Constipation	6 (0–5)	20 (4–11)	26	–	5 (0–4)	5	31
Indigestion	–	4 (1–2)	4	8 (0–8)	11 (0–11)	19	23
Intestinal infection	1 (0–1)	–	1	5 (0–4)	–	5	6
Gallbladder	–	2 (0–2)	2	–	2 (0–2)	2	4
Stomach sickness	–	–	–	–	4 (0–3)	4	4
Acidity	1 (0–1)	–	1	–	–	–	1
Antiemetic	–	–	–	1 (0–1)	–	1	1
Cultural diseases and disorders	324 (87–139)	538 (158–216)	862	557 (113–224)	330 (37–148)	887	1749
Susto, espanto	65 (21–23)	73 (15–35)	138	101 (14–57)	204 (16–99)	305	443
Antimonia, gentil, viejo, antiguo	17 (1–11)	180 (36–100)	197	145 (37–68)	33 (0–20)	178	375
Aire, malaire	186 (55–74)	71 (13–33)	257	99 (14–44)	5 (0–3)	104	361
Tacsho	36 (9–16)	123 (33–47)	159	115 (31–42)	42 (6–20)	157	316
Tijte	7 (1–5)	51 (10–25)	58	53 (5–27)	38 (0–20)	91	149
Pulsario	–	30 (7–12)	30	29 (3–17)	7 (0–5)	36	66
Negative vibes	1 (0–1)	5 (0–5)	6	9 (1–5)	1 (0–1)	10	16
Shucaque	5 (0–5)	5 (0–5)	10	3 (0–2)	–	3	13
Shadow	5 (0–3)	–	5	3 (0–3)	–	3	8
Dispela	2 (0–2)	–	2	–	–	–	2
Urinary system	633 (190–238)	290 (89–101)	923	285 (68–121)	277 (62–133)	562	1485
Kidney disorders, emollient, diuretic	564 (164–214)	192 (59–67)	756	184 (43–73)	186 (49–84)	370	1126
Prostate disorders	33 (9–15)	83 (16–37)	116	91 (23–45)	85 (7–46)	176	292
Kidney stones	36 (10–15)	15 (4–6)	51	10 (2–5)	6 (1–3)	16	67
Skin and subcutaneous tissue	460 (138–167)	276 (87–101)	736	284 (58–115)	155 (33–81)	439	1175
Wounds, healing	306 (96–105)	74 (12–32)	380	87 (18–35)	21 (2–17)	108	488
Chirapa	26 (2–13)	97 (26–37)	123	5 (0–5)	45 (5–22)	50	173
Burns	2 (0–1)	67 (20–24)	69	74 (12–31)	17 (0–15)	91	160
Swelling	118 (18–53)	2 (0–2)	120	23 (3–11)	8 (0–5)	31	151
Itil	–	12 (0–8)	12	62 (14–25)	49 (2–32)	111	123
Acne	1 (0–1)	15 (1–12)	16	11 (1–5)	11 (0–10)	22	38
Feet fungus	1 (0–1)	8 (0–6)	9	20 (3–11)	2 (0–1)	22	31
Liver spots	6 (1–4)	1 (0–1)	7	1 (0–1)	2 (0–2)	3	10
Wrinkles	–	–	–	1 (0–1)	–	1	1
Respiratory system	654 (196–260)	178 (48–71)	832	148 (40–63)	110 (25–49)	258	1090
Cold	262 (64–111)	46 (10–20)	308	28 (5–15)	36 (6–17)	64	372
Flu	93 (25–40)	89 (23–40)	182	86 (24–32)	51 (8–25)	137	319
Cough	196 (58–75)	15 (2–7)	211	15 (4–6)	18 (1–11)	33	244
Tonsillitis	50 (14–20)	1 (0–1)	51	8 (1–6)	2 (0–2)	10	61
Bronchitis	34 (4–16)	5 (0–4)	39	4 (0–4)	2 (0–2)	6	45
Expectorant	7 (1–4)	10 (2–6)	17	5 (1–2)	–	5	22
Sinusitis	3 (0–2)	10 (2–5)	13	–	–	–	13
Asthma	9 (1–7)	–	9	1 (0–1)	1 (0–1)	2	11
Bad breath	–	1 (0–1)	1	1 (0–1)	–	1	2
Aphonia	–	1 (0–1)	1	–	–	–	1
General ailments with unspecific symptoms	535 (168–184)	248 (76–90)	783	172 (31–93)	111 (21–63)	283	1066
Fever	300 (91–108)	196 (58–75)	496	141 (25–70)	88 (14–54)	229	725
Headache	180 (54–67)	23 (4–11)	203	6 (1–4)	6 (0–4)	12	215
General malaise	19 (0–19)	22 (4–12)	41	20 (0–19)	12 (0–9)	32	73
Energizing	36 (9–14)	7 (2–3)	43	5 (1–3)	5 (1–2)	10	53
Pregnancy, birth and puerperium	160 (32–71)	346 (106–123)	506	231 (51–91)	170 (6–87)	401	907
Birth	73 (17–31)	116 (32–44)	189	85 (20–37)	54 (4–28)	139	328
Breastfeeding	53 (8–27)	107 (33–38)	160	63 (10–27)	61 (2–42)	124	284
Postpartum	23 (3–13)	95 (22–39)	118	72 (17–31)	53 (0–30)	125	243
Abortive	11 (1–6)	28 (4–13)	39	11 (3–4)	2 (0–2)	13	52
Nervous system and mental health	372 (115–131)	222 (59–92)	594	154 (44–63)	107 (14–66)	261	855
Insomnia	158 (45–58)	73 (16–30)	231	55 (5–27)	29 (3–21)	84	315
Sadness	106 (32–37)	86 (20–34)	192	31 (6–14)	45 (4–27)	76	268
Stress	93 (29–34)	50 (8–23)	143	49 (5–22)	32 (6–18)	81	224
Mental stimulant	15 (4–6)	7 (1–4)	22	11 (0–9)	1 (0–1)	12	34
Epilepsy	–	6 (1–3)	6	8 (0–4)	–	8	14

Infections and infestations	129 (34–48)	300 (81–123)	429	237 (52–103)	79 (7–52)	316	745
Intestinal parasites	116 (32–43)	73 (21–27)	189	94 (12–47)	44 (1–28)	138	327
Chickenpox	–	82 (18–42)	82	40 (8–19)	2 (0–1)	42	124
Fleas	–	54 (12–23)	54	20 (1–14)	20 (0–18)	40	94
UTA, leishmaniasis	4 (0–3)	14 (1–9)	18	40 (6–20)	2 (0–1)	42	60
Malaria	1 (0–1)	38 (4–20)	39	6 (0–5)	1 (0–1)	7	46
Insect bite	–	15 (3–8)	15	13 (2–8)	5 (0–4)	18	33
Tick bite	1 (0–1)	14 (3–6)	15	18 (1–13)	–	18	33
Yellow fever	7 (1–4)	5 (0–3)	12	4 (0–4)	1 (0–1)	5	17
Lice	–	2 (0–2)	2	1 (0–1)	1 (0–1)	2	4
Herpes	–	–	–	–	3 (0–3)	3	3
Smallpox	–	3 (0–3)	3	–	–	–	3
Tuberculosis	–	–	–	1 (0–1)	–	1	1
Reproductive system and reproductive health	117 (30–46)	272 (60–121)	389	144 (41–61)	93 (13–47)	237	626
Menstruation disorders	101 (26–38)	177 (35–97)	278	105 (31–43)	85 (11–42)	190	468
Menopause	–	36 (7–16)	36	20 (5–12)	1 (0–1)	21	57
Fertility	–	26 (4–15)	26	7 (1–4)	6 (0–5)	13	39
Impotence	–	21 (4–13)	21	2 (0–1)	1 (0–1)	3	24
Vaginal infection	16 (3–9)	3 (0–3)	19	4 (0–4)	–	4	23
Contraceptive	–	6 (1–3)	6	5 (0–5)	–	5	11
Aphrodisiac	–	3 (0–3)	3	–	–	–	3
Sexual infections	–	–	–	1 (0–1)	–	1	1
Muscular-skeletal system	197 (36–88)	188 (53–80)	385	161 (45–59)	72 (19–33)	233	618
Broken bones	80 (20–36)	89 (23–41)	169	62 (16–27)	43 (5–27)	105	274
Rheumatism	86 (11–38)	82 (25–32)	168	63 (18–24)	23 (7–10)	86	254
Joint sprains	13 (2–9)	6 (1–4)	19	11 (3–4)	1 (0–1)	12	31
Bones hardening	11 (1–7)	1 (0–1)	12	13 (0–12)	–	13	25
Hernia	1 (0–1)	10 (1–6)	11	12 (1–9)	–	12	23
Muscle cramps	6 (2–2)	–	6	–	–	–	6
Lumbago	–	–	–	–	5 (0–5)	5	5
Sensory system	174 (56–61)	193 (57–74)	367	116 (15–53)	82 (1–59)	198	565
Visual disorders	154 (50–52)	118 (35–44)	272	64 (7–29)	38 (0–27)	102	374
Hearing disorders	20 (5–9)	75 (22–30)	95	52 (8–25)	44 (1–32)	96	191
Blood and cardio-vascular system	19 (6–7)	135 (37–52)	154	114 (19–53)	65 (5–39)	179	333
High pressure	10 (1–7)	35 (7–20)	45	45 (2–24)	29 (2–16)	74	119
Anemia	1 (0–1)	55 (16–21)	56	30 (2–15)	17 (1–14)	47	103
Low pressure	–	22 (7–8)	22	15 (3–11)	10 (0–5)	25	47
Hemorrhoids	2 (0–1)	10 (1–6)	12	16 (3–9)	6 (1–4)	22	34
Blood infection	3 (0–3)	6 (0–6)	9	6 (1–3)	–	6	15
Varicose veins	–	7 (0–4)	7	2 (0–2)	3 (0–2)	5	12
Blood purifying	3 (0–3)	–	3	–	–	–	3
Dental health	12 (2–7)	87 (20–36)	99	58 (9–27)	43 (0–22)	101	200
Toothache	1 (0–1)	87 (20–36)	88	57 (8–27)	43 (0–22)	100	188
Cavity	8 (0–5)	–	8	1 (0–1)	–	1	9
Gingivitis	2 (0–2)	–	2	–	–	–	2
Oral sores	1 (0–1)	–	1	–	–	–	1
Metabolic system and nutrition	22 (1–15)	56 (7–31)	78	54 (16–20)	48 (7–30)	102	180
Weight loss	11 (0–7)	56 (7–31)	67	49 (13–20)	48 (7–30)	97	164
Whet	11 (1–8)	–	11	5 (0–5)	–	5	16
Ritual and magic uses	43 (10–17)	2 (0–2)	45	50 (6–23)	9 (0–8)	59	104
Remove envy	30 (8–13)	2 (0–2)	32	2 (0–1)	8 (0–8)	10	42
Curse	3 (0–3)	–	3	26 (5–11)	0 (0–0)	26	29
Bring good luck	–	–	0	22 (0–11)	1 (0–1)	23	23
Witchcraft	9 (0–9)	–	9	0 (0–0)	0 (0–0)	0	9
Hallucinogen	1 (0–1)	–	1	0 (0–0)	0 (0–0)	0	1
Endocrine system	4 (0–2)	28 (5–16)	32	29 (4–16)	5 (1–3)	34	66
Diabetes	4 (0–2)	28 (5–16)	32	28 (3–16)	5 (1–3)	33	65
Goiter	–	–	–	1 (0–1)	0 (0–0)	1	1
Other uses	63 (16–25)	59 (17–23)	122	61 (10–28)	34 (3–28)	95	217
Hair loss	48 (12–21)	32 (8–13)	80	35 (6–18)	9 (0–8)	44	124
Cancer	7 (1–4)	21 (4–11)	28	25 (3–12)	24 (2–19)	49	77
Hangover	2 (0–2)	6 (0–5)	8	1 (0–1)	1 (0–1)	2	10
Deodorant	3 (0–3)	–	3	–	–	–	3
Altitude sickness	2 (0–2)	–	2	–	–	–	2
Anesthesia	1 (0–1)	–	1	–	–	–	1

References

- Albuquerque, U.P., Soldati, G.T., Sieber, S.S., Ramos, M.A., de Sá, J.C., de Souza, L.C., 2011. The use of plants in the medical system of the Fulni-ô people (NE Brazil): a perspective on age and gender. *J. Ethnopharmacol.* 133, 866–873.
- Almeida, C.F.C.B.R., Ramos, M.A., de Amorim, E.L.C., Albuquerque, U.P., 2010. A comparison of knowledge about medicinal plants for three rural communities in the semi-arid region of northeast of Brazil. *J. Ethnopharmacol.* 127, 674–684.
- Almeida, J.L., da Silva, T.L.L., Albuquerque, U.P., Peroni, N., Araújo, E.L., 2015. Knowledge, use, and management of the babassu palm (*Attalea speciosa* Mart. Ex Spreng) in the araripe region (northeastern Brazil). *Econ. Bot.* 69, 240–250.
- Arango, S., 2004. Estudios etnobotánicos en los Andes Centrales (Colombia): distribución del conocimiento del uso de las plantas según características de los informantes. *Lyonia* 7, 89–104.
- Armijos, C., Cota, I., González, S., 2014. Traditional medicine applied by the Saraguro yachakkuna: a preliminary approach to the use of sacred and psychoactive plant species in the southern region of Ecuador. *J. Ethnobiol. Ethnomed.* 10, 26.
- Ayantunde, A.A., Briejer, M., Hiernaux, P., Udo, H.M., Tabo, R., 2008. Botanical knowledge and its differentiation by age, gender and ethnicity in Southwestern Niger. *Hum. Ecol.* 36, 881–889.
- Baliano, A.P., Alves, F.S., Pereira, A.C.H., de, F.V., Aquije, G.M., Lenz, D., Andrade, T.U., Endringer, D.C., 2015. Centennial knowledge of medicinal plants held in communities of Espirito Santo, Brazil. *Ethnobot. Res. Appl.* 14, 155–162.
- Barreto, S.P., Schultze-Kraft, R., 2014. Ethnobotanical survey of medicinal species used by traditional midwives of Cotacachi Imbabura Province NE Ecuador. *J. Res. Nurs.*

- Midwifery. 3, 78–84.
- Benz, B.F., Cevallos, J., Santana, F., Rosales, J., 2000. Losing knowledge about plant use in the Sierra de Manantlan biosphere reserve, Mexico. *Econ. Bot.* 54, 183–191.
- Bussmann, R.W., Sharon, D., 2006. Traditional medicinal plant use in Northern Peru: tracking two thousand years of healing culture. *J. Ethnobiol. Ethnomed.* 2, 47.
- Bussmann, R.W., Glenn, A., 2010. Medicinal plants used in Northern Peru for reproductive problems and female health. *J. Ethnobiol. Ethnomed.* 6, 30.
- Byg, A., Balslev, H., 2004. Factors affecting local knowledge of palms in Nangaritza Valley in South-Eastern Ecuador. *J. Ethnobiol.* 24, 255–278.
- Byg, A., Vormisto, J., Balslev, H., 2007. Influence of diversity and road access on palm extraction at landscape scale in SE Ecuador. *Biodivers. Conserv.* 16, 631–642.
- Byng, J.W., Chase, M.W., Christenhusz, M.J., Fay, M.F., Judd, W.S., Mabberley, D.J., Sennikov, A.N., Soltis, D.E., Soltis, P.S., Stevens, P.F., Briggs, B., 2016. An update of the Angiosperm Phylogeny Group classification for the orders and families of flowering plants: APG IV. *Bot. J. Linn. Soc.* 181, 1–20.
- Coelho-Ferreira, M., 2009. Medicinal knowledge and plant utilization in an Amazonian coastal community of Marudá, Pará State (Brazil). *J. Ethnopharmacol.* 126, 159–175.
- Collins, S., Martins, X., Mitchell, A., Teshome, A., Arnason, J.T., 2006. Quantitative ethnobotany of two East Timorese cultures. *Econ. Bot.* 60, 347–361.
- Cook, F.E.M., 1995. *Economic Botany Data Collection Standard*. Royal Botanic Gardens, Kew.
- D'Arcy, G., 2004. Exploring the flora of the andean highlands. *Altern. Compl. Ther.* 10, 321–325.
- De la Cruz, H., Vilcapoma, G., Zevallos, P.A., 2007. Ethnobotanical study of medicinal plants used by the Andean people of Canta, Lima, Peru. *J. Ethnopharmacol.* 111, 284–294.
- Encarnación, F., Zárate, R., 2010. Vegetación, informe temático. In: *Proyecto Zonificación Ecológica y Económica del departamento de Amazonas, convenio entre el IIAF y el Gobierno Regional de Amazonas*. Iquitos, first ed. .
- Eyssartier, C., Ladio, A.H., Lozada, M., 2008. Cultural transmission of traditional knowledge in two populations of north-western Patagonia. *J. Ethnobiol. Ethnomed.* 4, 25.
- Fernandez, E.C., Sandi, Y.E., Kokoska, L., 2003. Ethnobotanical inventory of medicinal plants used in the Bustillo province of the Potosí department, Bolivia. *Fitoterapia* 74, 4074 16.
- Finerman, R., Sackett, R., 2003. Using home gardens to decipher health and healing in the Andes. *Med. Anthropol.* Q. 17, 459–482.
- Gazzaneo, L.R.S., De Lucena, R.F.P., de Albuquerque, U.P., 2005. Knowledge and use of medicinal plants by local specialists in an region of Atlantic Forest in the state of Pernambuco (Northeastern Brazil). *J. Ethnobiol. Ethnomed.* 1, 9.
- Giday, M., Asfaw, Z., Elmquist, T., Woldu, Z., 2003. An ethnobotanical study of medicinal plants used by the Zay people in Ethiopia. *J. Ethnopharmacol.* 85, 43–52.
- Gonzales, M., Malpartida, S.B., Santiago, H.B., Jullian, V., Bourdy, G., 2014. Hot and cold: medicinal plant uses in Quechua speaking communities in the high Andes (Callejón de Huaylas, Ancash, Perú). *J. Ethnopharmacol.* 155, 1093–1117.
- Gruca, M., Cámara-Leret, R., Macía, M.J., Balslev, H., 2014. New categories for traditional medicine in the economic botany data collection standard. *J. Ethnopharmacol.* 155, 1388–1392.
- Hammond, G.B., Fernández, I.D., Villegas, L.F., Vaisberg, A.J., 1998. A survey of traditional medicinal plants from the Callejón de Huaylas, Department of Ancash, Perú. *J. Ethnopharmacol.* 61, 17–30.
- Heinrich, M., Kufer, J., Leonti, M., Pardo-de-Santayana, M., 2006. Ethnobotany and ethnopharmacology—interdisciplinary links with the historical sciences. *J. Ethnopharmacol.* 107, 157–160.
- Huamantupa, I., Cuba, M., Urrunaga, R., Paz, E., Ananya, N., Callalli, M., Pallqui, N., Coasaca, H., 2011. Riqueza, uso y origen de plantas medicinales expandidas en los mercados de la ciudad del Cusco. *Rev. Peru. Biol.* 18, 283–292.
- Idolo, M., Motti, R., Mazzoleni, S., 2010. Ethnobotanical and phytomedicinal knowledge in a long-history protected area, the abruzzo, lazio and molise national park (Italian apennines). *J. Ethnopharmacol.* 127, 379–395.
- INEI (Instituto Nacional de Estadística e Informática), 2008. *Perú: Estadísticas de la migración internacional de peruanos, 1990-2007*, 2a. Lima, INEI/IOM/DIGEMIN. https://www.inei.gov.pe/media/MenuRecursivo/publicaciones_digitales/Est/Lib0928/Libro.pdf, Accessed date: 10 April 2018.
- INEI (Instituto Nacional de Estadística e Informática), 2009. *Perú: Migraciones Internas 1993-2007*, Lima. Dirección Técnica de Demografía e Indicadores Sociales, pp. 165. https://www.inei.gov.pe/media/MenuRecursivo/publicaciones_digitales/Est/Lib0801/libro.pdf, Accessed date: 10 April 2018.
- INEI (Instituto Nacional de Estadística e Informática), 2015. *Síntesis Estadística 2015. Boletín Especial, N° 18, Septiembre*, Lima. <https://www.inei.gov.pe/estadisticas/indice-tematico/poblacion-y-vivienda/>, Accessed date: 10 October 2017.
- Koster, J., Bruno, O., Burns, J.L., 2016. Wisdom of the elders? Ethnobiological knowledge across the lifespan. *Curr. Anthropol.* 57, 113–121.
- Kunwar, R.M., Bussmann, R.W., 2008. Ethnobotany in the Nepal himalaya. *J. Ethnobiol. Ethnomed.* 4, 24.
- Ladio, A.H., Lozada, M., 2009. Human ecology, ethnobotany and traditional practices in rural populations inhabiting the Monte region: resilience and ecological knowledge. *J. Arid Environ.* 73, 222–227.
- Lambaré, D.A., Hilgert, N.I., Ramos, R.S., 2011. Dyeing plants and knowledge transfer in the Yungas communities of Northwest Argentina. *Econ. Bot.* 65, 315–328.
- Leonard, W.R., Reyes-García, V., Tanner, S., Rosinger, A., Schultz, A., Vadez, V., Zhang, R., Godoy, R., 2015. The Tsimane'Amazonian Panel Study (TAPS): nine years (2002–2010) of annual data available to the public. *Econ. Hum. Biol.* 19, 51–61.
- Leonti, M., Casu, L., 2013. Traditional medicines and globalization: current and future perspectives in ethnopharmacology. *Front. Pharmacol.* 4, 92.
- Lira, R., Casas, A., Rosas-López, R., Paredes-Flores, M., Pérez-Negrón, E., Rangel-Landa, S., Solís, L., Torres, I., Dávila, P., 2009. Traditional knowledge and useful plant richness in the Tehuacán-Cuicatlan Valley, Mexico. *Econ. Bot.* 63, 271–287.
- Macía, M.J., García, E., Vidaurre, P.J., 2005. An ethnobotanical survey of medicinal plants commercialized in the markets of La Paz and El Alto, Bolivia. *J. Ethnopharmacol.* 97, 337–350.
- Macía, M.J., Armesilla, P.J., Cámara-Leret, R., Paniagua - Zambrana, N., Villalba, S., Balslev, H., Pardo-de-Santayana, M., 2011. Palm uses in northwestern South America: a quantitative review. *Bot. Rev.* 77, 462–570.
- Maina, C.K., 2012. Traditional knowledge management and preservation: intersections with library and information science. *Int. Inf. Libr. Rev.* 44, 13–27.
- Malan, D.F., Neuba, D.F., 2011. Traditional practices and medicinal plants use during pregnancy by Anyi-Ndenye women (Eastern Côte d'Ivoire). *Afr. J. Reprod. Health* 15, 85–93.
- Martin, R.T., 1970. The role of coca in the history, religion, and medicine of South American Indians. *Econ. Bot.* 24, 422–438.
- Mathez-Stiefel, S.L., Vandebroek, I., Rist, S., 2012. Can Andean medicine coexist with biomedical healthcare? A comparison of two rural communities in Peru and Bolivia. *J. Ethnobiol. Ethnomed.* 8, 26.
- McDade, T.W., Reyes-García, V., Blackinton, P., Tanner, S., Huanca, T., Leonard, W.R., 2007. Ethnobotanical knowledge is associated with indices of child health in the Bolivian Amazon. *Proc. Natl. Acad. Sci. Unit. States Am.* 104, 6134–6139.
- McMillen, H., 2012. Ethnobotanical knowledge transmission and evolution: the case of medicinal markets in Tanga, Tanzania. *Econ. Bot.* 66, 121–131.
- Menendez-Baceta, G., Aceituno-Mata, L., Molina, M., Reyes-García, V., Tardío, J., Pardo-de-Santayana, M., 2014. Medicinal plants traditionally used in the northwest of the Basque country (biscay and alava), iberian peninsula. *J. Ethnopharmacol.* 152, 113–134.
- Monigatti, M., Bussmann, R.W., Weckerle, C.S., 2013. Medicinal plant use in two Andean communities located at different altitudes in the Bolívar Province, Peru. *J. Ethnopharmacol.* 145, 450–464.
- Mostacero, J., Castillo, F., Mejía, F., Gamara, O., Charcape, J., Ramírez, R., 2011. *Plantas medicinales del Perú: taxonomía, ecogeografía, fenología y etnobotánica*, first ed. Asamblea Nacional de Rectores, Lima.
- Paniagua-Zambrana, N.Y., Cámara-Leret, R., Bussmann, R.W., Macía, M.J., 2014. The influence of socioeconomic factors on traditional knowledge: a cross scale comparison of palm use in northwestern South America. *Ecol. Soc.* 19, 9.
- Paniagua-Zambrana, N.Y., Cámara-Leret, R., Bussmann, R.W., Macía, M.J., 2016. Understanding transmission of traditional knowledge across north-western South America: a cross-cultural study in palms (Arecaceae). *Bot. J. Linn. Soc.* 182, 480–504.
- Pareek, A., Kumar, A., 2013. Ethnobotanical and pharmaceutical uses of *Vetiveria zizanioides* (Linn) Nash: a medicinal plant of Rajasthan. *Int. J. Life Sci. Pharma Rev.* 50, 12–18.
- Perry, B., Gesler, W., 2000. Physical access to primary health care in Andean Bolivia. *Soc. Sci. Med.* 50, 1177–1188.
- Pfeiffer, J.M., Butz, R.J., 2005. Assessing cultural and ecological variation in ethnobiological research: the importance of gender. *J. Ethnobiol.* 25, 240–278.
- R Development Core Team, 2017. *R: A Language and Environment for Statistical Computing*. version 3.4.0. R Foundation for Statistical Computing, Vienna, Austria 2017.
- Reyes-García, V., Guèze, M., Luz, A.C., Paneque-Gálvez, J., Macía, M.J., Orta-Martínez, M., Pino, J., Rubio-Campillo, X., 2013. Evidence of traditional knowledge loss among a contemporary indigenous society. *Evol. Hum. Behav.* 34, 249–257.
- SCBD, 2002. *Bonn Guidelines on Access to Genetic Resources and Fair and Equitable Sharing of the Benefits Arising Out of Their Utilization*. Secretariat of the Convention on Biological Diversity, Montreal, Quebec, Canada.
- SCBD, 2011. *Nagoya Protocol on Access to Genetic Resources and the Fair and Equitable Sharing of Benefits Arising from Their Utilization to the Convention on Biological Diversity*. Secretariat of the Convention on Biological Diversity, Montreal, Canada.
- Schjellerup, I., Espinoza Camus, C., Rollefson, J., Quipuscoa Silvestre, V., Kamp Sørensen, M., Peña Huamán, V., 2009. *La Ceja de Montaña: un paisaje va desapareciendo*. Estudios interdisciplinarios en el noreste del Perú, third ed. The National Museum of Denmark, Aarhus.
- SENAMHI (Servicio Nacional de Meteorología e Hidrología del Perú), 2017. *Reporte mensual de Meteorología y Climatología*. <http://www.senamhi.gob.pe/?p=descarga-datos-hidrometeorologicos/>, Accessed date: 8 September 2017.
- Sher, H., Aldosari, A., Ali, A., de Boer, H.J., 2015. Indigenous knowledge of folk medicines among tribal minorities in Khyber Pakhtunkhwa, northwestern Pakistan. *J. Ethnopharmacol.* 166, 157–167.
- Sousa Júnior, J.R., Albuquerque, U.P., Peroni, N., 2013. Traditional knowledge and management of caryocar coriaceum wittm. (Pequi) in the Brazilian savanna, north-eastern Brazil. *Econ. Bot.* 67, 225–233.
- Srithi, K., Balslev, H., Wangpakapattanawong, P., Srisanga, P., Trisonthi, C., 2009. Medicinal plant knowledge and its erosion among the Mien (Yao) in northern Thailand. *J. Ethnopharmacol.* 123, 335–342.
- Takasaki, Y., Barham, B.L., Coomes, O.T., 2001. Amazonian peasants, rain forest use, and income generation: the role of wealth and geographical factors. *Soc. Nat. Resour.* 14, 291–308.
- Tene, V., Malagon, O., Finzi, P.V., Vidari, G., Armijos, C., Zaragoza, T., 2007. An ethnobotanical survey of medicinal plants used in Loja and Zamora-Chinchipec, Ecuador. *J. Ethnopharmacol.* 111, 63–81.
- The Plant List A Working List of All Known Plant Species. <http://www.theplantlist.org>, Accessed date: 11 January 2018.
- Upadhyay, B., Dhaker, A.K., Kumar, A., 2010. Ethnomedicinal and ethnopharmacological studies of Eastern Rajasthan, India. *J. Ethnopharmacol.* 129, 64–86.
- Vandebroek, I., Calewaert, J.B., Sanca, S., Semo, L., Van Damme, P., Van Puyvelde, L., De Kimpe, N., 2004. Use of medicinal plants and pharmaceuticals by indigenous

- communities in the Bolivian Andes and Amazon. *Bull. World Health Organ.* 82, 243–250.
- Vandebroek, I., 2010. The dual intracultural and intercultural relationship between medicinal plant knowledge and consensus. *Econ. Bot.* 64, 303–317.
- Vandebroek, I., Balick, M.J., Ososki, A., Kronenberg, F., Yukes, J., Wade, C., Jiménez, F., Peguero, B., Castillo, D., 2010. The importance of botellas and other plant mixtures in Dominican traditional medicine. *J. Ethnopharmacol.* 128, 20–41.
- Wayland, C., Walker, L.S., 2014. Length of residence, age and patterns of medicinal plant knowledge and use among women in the urban Amazon. *J. Ethnobiol. Ethnomed.* 10, 25.
- WHO (World Health Organization), 2013. Estrategia de la OMS sobre medicina tradicional 2014-2023. <http://apps.who.int/medicinedocs/es/m/abstract/Js21201es/>, Accessed date: 21 November 2017.
- Young, K., León, B., 1988. Vegetación de la zona alta del Parque Nacional Río Abiseo, San Martín. *Revista Forestal del Perú* 15, 3–20.
- Zabihullah, Q., Rashid, A., Akhtar, N., 2006. Ethnobotanical survey in kot Manzaray Baba valley Malakand agency, Pakistan. *Pakistan J. Plant Sci.* 12, 115–121.
- Zambrano, L., Buenaño, M., Mancera, N., Jiménez, E., 2015. Estudio etnobotánico de plantas medicinales utilizadas por los habitantes del área rural de la Parroquia San Carlos, Quevedo, Ecuador. vol.17. Universidad y Salud, pp. 97–109.

Anexo

B

What Is the Most Efficient Methodology for Gathering Ethnobotanical Data and for Participant Selection? Medicinal Plants as a Case Study in the Peruvian Andes

Fernando Corroto & Manuel J. Macía (2021). *Economic Botany* (early online). DOI: <https://doi.org/10.1007/s12231-021-09514-7>

What Is the Most Efficient Methodology for Gathering Ethnobotanical Data and for Participant Selection? Medicinal Plants as a Case Study in the Peruvian Andes

FERNANDO CORROTO^{1,2} AND MANUEL J. MACÍA^{*,2,3}

¹Instituto de Investigación para el Desarrollo Sustentable de Ceja de Selva, Universidad Nacional Toribio Rodríguez de Mendoza, Chachapoyas, Amazonas, Peru

²Departamento de Biología, Área de Botánica, Universidad Autónoma de Madrid, Madrid, Spain

³Centro de Investigación en Biodiversidad y Cambio Global (CIBC–UAM), Universidad Autónoma de Madrid, Madrid, Spain

*Corresponding author; e-mail: manuel.macia@uam.es

What Is the Most Efficient Methodology for Gathering Ethnobotanical Data and for Participant Selection? Medicinal Plants as a Case Study in the Peruvian Andes. The loss of traditional knowledge (TK) invariably continues worldwide and there is an urgent need to document and safeguard it before it vanishes. Researchers need efficient methods to document TK, taking fieldwork time and costs into account. In this study, we focused on medicinal plants to compare (1) the information provided by 600 expert and general participants from 12 localities in northern Peruvian Andes; and (2) the information gathered in semi-structured and structured interviews with 81 informants at two localities in the same area. We found that expert informants reported 91% of medicinal species and 67% of medicinal indications in less than half the time than was required to gather information from general informants. Using structured interviews yielded an increase of 18% of medicinal species and 21% of medicinal indications, but the time spent interviewing was 100% higher than in the semi-structured interviews. Overall, since time and costs are key factors often limiting ethnobotanical research, we suggest focusing on interviews with expert informants to gain efficiency. Regarding the interview method, the most efficient use of structured interviews would be in the cases or areas where (some) ethnobotanical data have been reported previously. If a researcher starts a new project and little or no previous TK data exist for a given area, we would recommend the use of semi-structured interviews. However, the available time and budget will always be key factors to be taken into account in order to select the best methodology of any TK study. **¿Cuál es la metodología más eficiente para recopilar datos etnobotánicos y para la selección de participantes? Las plantas medicinales como un estudio de caso en los Andes peruanos.** La pérdida del conocimiento tradicional (CT) continúa invariablemente en todo el mundo, por lo que hay una necesidad urgente de documentarlo y rescatarlo antes de que desaparezca. Los investigadores necesitan métodos eficientes para documentar el CT, teniendo en cuenta el tiempo y el coste del trabajo de campo. En este estudio, nos enfocamos en plantas medicinales para comparar (1) la información obtenida de 600 participantes expertos y generales en 12 localidades del norte de los Andes peruanos; y (2) la información recopilada de entrevistas semiestructuradas y estructuradas con 81 informantes de dos localidades en la misma área. Documentamos que los informantes expertos conocían el 91% de las especies medicinales y el 67% de las indicaciones medicinales, dedicando menos de la mitad del tiempo que se requirió para documentar la misma información con los informantes generales. Al utilizar entrevistas estructuradas, obtuvimos un aumento

¹Received 24 April 2020; accepted 1 January 2021; published online _____

Submitted 19 June 2020

del 18% de las especies medicinales y del 21% de las indicaciones medicinales, pero el tiempo dedicado fue 100% mayor que con respecto a las entrevistas semiestructuradas. En conjunto, dado que el tiempo y el coste son factores clave que a menudo limitan la investigación etnobotánica, sugerimos enfocar las entrevistas con los informantes expertos para ganar eficiencia. Respecto al método de entrevista, el uso más eficiente de entrevistas estructuradas se daría en los casos o áreas donde se han registrado (algunos) datos etnobotánicos previamente. Si un investigador inicia un nuevo proyecto y existen pocos o ningún dato previo de CT para un área determinada, recomendaríamos el uso de entrevistas semiestructuradas. Sin embargo, el tiempo disponible y el presupuesto siempre serán factores clave a tener en cuenta para seleccionar la mejor metodología de cualquier estudio sobre CT.

Key Words: Biocultural conservation, Cultural ecosystem services, Expert informants, Livelihood, Quantitative ethnobotany, Semi-structured vs. structured interviews, Sustainability, Traditional knowledge.

Introduction

After the incorporation of traditional knowledge (TK) into the Convention on Biological Diversity (CBD (Convention on Biological Diversity) 1992) and highlighting its value as a resource that can help to preserve, maintain, and even increase biological diversity (Becker and Ghimire 2003; Reyes-García 2014), other international organizations have followed this example. The Intergovernmental Science–Policy Platform on Biodiversity and Ecosystem Services recognizes TK as a complement to scientific knowledge for the conservation and use of biodiversity (IPBES 2018), and the World Health Organization has over the past two decades been developing strategies for the promotion of TK in complementary medicine in rural areas (WHO (World Health Organization) 2000, 2013). Under the Nagoya Protocol on Access and Benefit Sharing, local human groups are valued as owners and promoters of these cultural ecosystem services and practices, and the transmission of such knowledge about the use of their resources (UNESCO 2017).

However, at the same time, the loss of TK continues or even accelerates, because the interest in traditions and TK of different populations is globally declining, fueled by multiple changes, including (i) the loss of cultural identity (Houde 2007; Reyes-García et al. 2013a; Vandebroek and Balick 2012); (ii) the expansion of the agricultural and livestock frontier (Assefa and Hans-Rudolf 2015; Gómez-Baggethun and Reyes-García 2013; Sujarwo et al. 2014); (iii) the improvement of regional socioeconomic factors—e.g., access to medical infrastructure, roads, and markets (Almeida–Campos et al. 2019; Bellia and Pieroni 2015; Williams et al. 2012); and (iv) the loss of interest of (some) younger generations in TK (Quinlan and Quinlan 2007; Reyes–García et al. 2013b; Sriithi et al. 2009). This

progressive loss of TK is occurring on a global scale, both in the most developed countries (Gómez-Baggethun et al. 2010) as well as in developing countries (Baldauf and dos Santos 2012; Voeks and Leony 2004). Overall, there is an urgent need to document and safeguard TK before it vanishes (e.g., Cámara-Leret et al. 2014; FAO 2009).

The study of medicinal plants represents the documentation of one of the most significant components of TK, particularly in rural areas of developing countries (Saslislagoudakis et al. 2014). Plants are an integral component of the healthcare for up to 80% of the world's population (Chen et al. 2010). Interviewing a representative part of different human communities is regarded as the most effective way to gather TK (e.g., Paniagua-Zambrana et al. 2018; Souto and Ticktin 2012; Van Anel and Carvalho 2013; Voeks 2007). However, there are two relevant factors to take into account: the type of informants and the type of interviews conducted (Davis and Wagner 2003; Martin 1995). Many ethnobotanical studies only conduct interviews of the general population, while some combine interviews with both expert and general informants (Cámara-Leret et al. 2014; Júnior et al. 2016; Thomas et al. 2009). Expert informants are participants recognized by the rest of the community members for their high TK, and often are regarded as the traditional healers of the community (Mugisha et al. 2014; Tongco 2007). In addition, most ethnobotanical studies focusing on medicinal plants use semi-structured interviews or structured interviews, but rarely combine both methods (Odonne et al. 2013; Pasquini et al. 2018; Zank et al. 2019). In semi-structured interviews, informants are given freedom of response with a flexible but controlled outline, whereas in the case of structured interviews the questions follow a more precise scheme (Alexiades 1996).

In this study, we compared different methods to obtain TK about medicinal plants, focusing on the type of informants and distinct forms of interview, in order to evaluate which methods would be the most efficient for data gathering. First, the medicinal plant knowledge of both expert informants and general informants was compared within the same localities. We hypothesized that most of the TK that general informants hold would also be held by the expert informants, as shown in other studies (Ajibesin et al. 2008; Tsioutsiou et al. 2019). Our hypothesis was that even working with expert informants only, we would obtain the most TK about medicinal plants in the localities, and that interviewing a small number of expert informants would require less time overall than with general informants to document most of the ethnomedicinal information of the community or locality. In other words, interviewing expert informants would take more time than interviewing other members of the community, but this would be compensated by the larger number of species and medicinal uses reported.

Second, we compared two different methods to gather TK of medicinal plants, using both semi-structured and structured interviews with the same participants, during two different time periods. Our hypothesis was that using structured interviews would guide the informants more precisely, and would allow us to document larger numbers of medicinal plant species and uses than using semi-structured interviews (Albuquerque et al. 2014; Vogl et al. 2004). At the same time, we hypothesized that structured interviews would be more time-consuming than semi-structured interviews since we need to ask for all documented species and possible categories of medicinal uses in the first method.

Methods

STUDY AREA

The study was carried out in 12 localities (villages) in the northern Peruvian Andes, between 1500 and 3500 m elevation (Table 1). To evaluate the difference in medicinal plant knowledge between expert informants and general informants, we gathered information from all 12 localities with the following criteria: (1) local population does not exceed 1000 inhabitants in any of the localities; (2) they were inhabited by culturally similar mestizo populations dedicated mainly to agriculture and livestock. Both activities have modeled large areas

of the landscape. Detailed geographical, climatological, demographic, and ecological information of this ecoregion and localities can be found in Corroto et al. (2019).

To assess the efficacy of structured and semi-structured interviews, we specifically focused on two localities: Granada and Olleros. These localities were chosen based on three criteria: (1) geographical isolation from large cities; (2) limited regional socioeconomic development (no hospitals, large markets, tourist attractions, or paved roads); and (3) small populations with less than 300 inhabitants per locality (INEI 2015).

DATA COLLECTION

To test the first hypothesis, we interviewed two types of informants: expert informants and general informants. Experts were selected by the authorities of each locality, representing participants recognized by the community as the custodians of TK on medicinal plants. We could not select gender or age because they were few expert informants in all different localities. We interviewed all experts selected by the authorities, which resulted in having between three and seven expert participants per locality, totaling 77 expert informants (Table 1).

In a first phase, we used the “walk-in-the-woods” methodology for gathering ethnobotanical information of medicinal plants with expert participants. This method was carried out directly in the field, working with each participant for between one and 3 days, respectively. During these semi-structured interviews, the expert participants were asked about the vernacular names and medicinal indications of each plant. We collected the plant material with the expert participants for correct botanical identification. A full list of medicinal plant species and their associated uses was prepared to be used in a second phase. In the second part, we also conducted semi-structured interviews with 523 general informants at their homes trying to balance both gender and age distribution in each locality (Table 1). All documented medicinal plants with their medicinal indications are available as supplementary material in Corroto et al. (2019).

To test the second hypothesis, we only focused on 2 out of 12 localities: Granada and Olleros. One year later, we returned to these two localities and again gathered ethnobotanical data of medicinal plants from 81 of our 100 informants interviewed the previous year. We were unable to locate 19 out

TABLE 1. GENERAL CHARACTERISTICS AND NUMBERS OF THE PARTICIPANTS INTERVIEWED IN THE 12 LOCALITIES STUDIED IN THE NORTHERN PERUVIAN ANDES

Localities	Elevation (m)	Geographical coordinates	# Inhabitants	Principal source of income	Experts participants		General participants	
					# Male (age range)	# Female (age range)	# Male (age range)	# Female (age range)
Cuispes	1891	5°55'41.10"S; 77°56'38.49"W	895	Subsistence agriculture and extensive subsistence cattle	2 (30–72)	1 (49)	23 (20–89)	24 (21–86)
Granada	3454	6°6'11.11"S; 77°37'42.15"W	385	Productive agriculture and extensive subsistence cattle	1 (46)	4 (42–57)	24 (18–59)	21 (20–77)
Huambo	1683	6°25'44.45"S; 77°32'16.50"W	920	Productive coffee and intensive bovine cattle and swine	2 (29–53)	2 (41–51)	23 (24–72)	23 (19–80)
Longuita	2758	6°24'50.14"S; 77°58'6.53"W	548	Productive agriculture and extensive subsistence cattle	4 (43–56)	3 (46–71)	20 (18–69)	23 (20–76)
María	2743	6°25'46.83"S; 77°57'39.03"W	645	Productive agriculture and extensive subsistence cattle	3 (37–55)	4 (34–75)	23 (19–70)	20 (19–81)
Olleros	3442	6°3'13.25"S; 77°38'52.43"W	362	Productive agriculture and extensive subsistence cattle	1 (52)	6 (44–79)	27 (21–79)	16 (18–78)
Quinjalca	3198	6°5'29.76"S; 77°40'43.00"W	843	Productive agriculture and extensive subsistence cattle	2 (55–59)	5 (41–74)	23 (19–66)	20 (18–72)
San Carlos	2013	5°57'57.74"S; 77°56'43.31"W	517	Subsistence agriculture and extensive subsistence cattle	0	4 (36–68)	25 (24–81)	21 (23–69)
Sta. Rosa	1759	6°27'10.54"S; 77°27'22.13"W	912	Productive coffee and intensive bovine cattle and swine	1 (38)	5 (34–82)	25 (18–71)	19 (19–74)
Totorá	1655	6°29'5.92"S; 77°27'58.90"W	855	Productive coffee and intensive bovine cattle and swine	0	7 (33–84)	23 (21–65)	20 (19–68)
Valera	1908	6°2'33.49"S; 77°55'9.33"W	981	Subsistence agriculture and extensive subsistence cattle	0	3 (55–59)	25 (18–69)	22 (20–75)
Yomblón	2920	6°26'54.33"S; 78°5'33.55"W	766	Productive agriculture and extensive subsistence cattle	3 (39–58)	4 (26–59)	24 (18–74)	19 (18–70)

of 100 participants for different reasons. We then conducted structured interviews to be compared with the semi-structured interviews that had already been done. Of the 81 informants interviewed twice, 7 were experts and 74 were general participants. We again asked the participants about all the medicinal plants reported during our first study period, using our existing list with the registered common names, and using a laptop to show the participants photographs of the species, in case of any doubt. We assumed that with a one-year period between the two interviews, the TK reported during the first interview (semi-structured) would also be maintained in the second interview (structured) and that, at the same time, the informants would not feel uncomfortable answering our questions. We registered the time it took to conduct the different types of interviews with each of the informants, to later compare the time needed for the different interview methods.

All the collected species were identified and deposited in the Herbarium Truxillense (HUT). The scientific names follow The Plant List (The Plant List: A working list of all known plant species 2018) and the family taxonomic classification proposed by the Angiosperm Phylogeny Group (Chase et al. 2016).

DATA ANALYSIS

We classified all the reported medicinal uses in 18 categories following international standards (ICPC–2 (International Classification of Primary Care), revised 2nd edition 2005) and including modifications for cultural, ritual, or magical diseases as proposed by Macía et al. (2011) and Gruca et al. (2014). Three ethnobotanical indicators were analyzed for each informant: 1) the number of medicinal plant species (NSP) reported in the respective interviews; 2) the number of medicinal plant uses (NMU), corresponding to the use of a plant part of a given species that is associated with a medicinal category and a specific medical indication; and 3) the number of medicinal plants use-reports (NUR), corresponding to the sum of all different medicinal uses reported for the total number of known species.

To analyze the information gathered from expert informants and general informants, we first compared the mean (\pm SD) of the three ethnobotanical indicators obtained per type of informant and later averaged for all 12 localities. Second, we used two ethnobotanical indicators (NSP and NUR) because the global patterns of NMU and NUR yielded

similar patterns. We compared total percentages that expert and general participants contributed to the NSP and NUR per locality, respectively. And finally, using these two ethnobotanical indicators, we averaged and compared them among the 12 most cited medicinal categories.

To evaluate possible differences between both interview methodologies (semi-structured and structured), we calculated a Mann–Whitney U test to seek statistically significant differences between the two interview methods for each ethnobotanical indicator. Finally, we used a general mixed linear model and its corresponding post hoc LSD Fisher test of multiple comparisons ($p < 0.05$) using only NUR with the 12 medicinal categories that yielded the highest number of records. All the analyses were performed in R 3.4.0. (R Development Core Team 2020).

ETHICS STATEMENT

The objectives of this study were first explained to the authorities of the 12 localities and after their approval, a written consent permit was obtained. Afterwards, we also obtained oral informed consent from all 600 participants before any interview. The informants agreed to participate voluntarily, knowing they could stop the interview whenever they decided, and that the data gathered would be treated anonymously. In this way, we followed the stipulations of the Convention on Biological Diversity, taking into account the Bonn guidelines, and the Nagoya Protocol (SCBD (Secretariat of the Convention on Biological Diversity) 2002, 2011). The ethics committee of the Universidad Autónoma de Madrid approved the research project and research protocol (CEI 73–1327 to M.J. Macía).

Results

EXPERT INFORMANTS VS. GENERAL INFORMANTS

A total of 416 species of medicinal plants belonging to 107 families were registered from the 600 interviews conducted in 12 localities of northern Peruvian Andes. The expert informants represented 12.8% of the total participants interviewed. Overall, the mean of the three ethnobotanical indicators (NSP, NMU, and NUR) at the individual level was almost twice as high for the expert informants than for general informants, whereas the total number of both species and botanical families recorded from each participant group were similar (Table 2). The average time spent per interview was 13 times higher with the experts than with the general informants, but overall, 17 days less were spent with the expert informants.

When the NSP and NUR for the two types of informants were compared per locality using the number of records gathered for each case, we found higher values for the general informants for both ethnobotanical indicators in most of the localities (Fig. 1). However, in four of them, the number of records of NSP and the NUR showed higher values (Fig. 1b, c, and i) or equal values (Fig. 1d) for the expert informants. On average, the expert informants contributed 46.1% of the number of records of NSP and 48.4% of the NUR, whereas the contribution of the general informants was 53.9% of the NSP and 51.6% of the NUR (Fig. 1).

The expert informants clearly showed higher TK of medicinal plants than the general informants in all the medicinal categories, based on the two ethnobotanical indicators tested (Fig. 2). Overall expert

TABLE 2. COMPARISON OF THREE ETHNOBOTANICAL INDICATORS (NSP—NUMBER OF MEDICINAL PLANT SPECIES, NMU—NUMBER OF MEDICINAL PLANT—USES, AND NUR—NUMBER OF MEDICINAL PLANT USE—REPORTS), TOGETHER WITH PLANT SPECIES RICHNESS, AND TIME SPENT ON INTERVIEWS FOR EXPERT INFORMANTS AND GENERAL INFORMANTS IN 12 LOCALITIES OF THE NORTHERN PERUVIAN ANDES

Informant type	Ethnobotanical indicators	Mean ± SD	Plant families	Medicinal plant species	Exclusive medicinal plant species	Average ± SD interview time (min)	Total interview time (days)
Expert informants	NSP	33.2 ± 19.6	105	379	36	625 ± 238	104
	NMU	38.1 ± 16.2					
	NUR	40.6 ± 22.8					
General informants	NSP	17.8 ± 20.9	101	376	39	47 ± 55	121
	NMU	18.2 ± 22.4					
	NUR	20.8 ± 27.6					

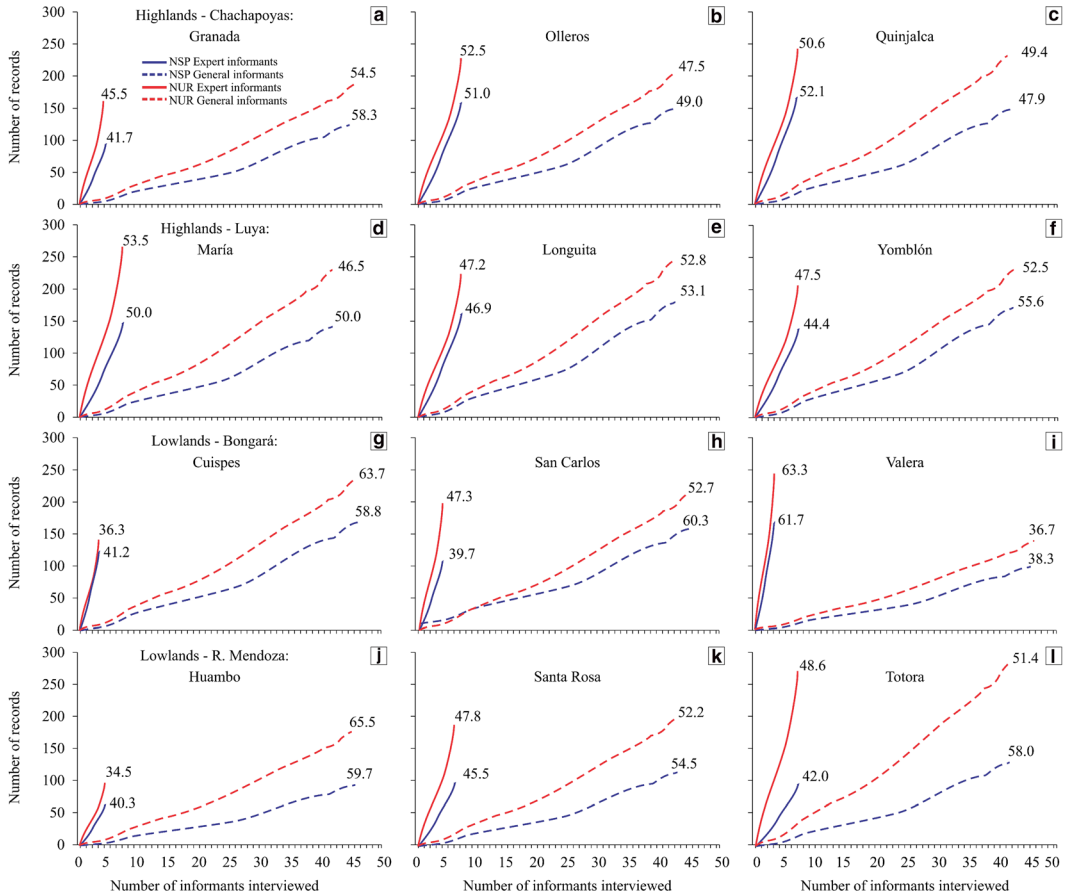


Fig. 1. Comparison of the number of records of medicinal plant species (NSP) and number of medicinal plant use-reports (NUR) gathered from expert informants and general informants in 12 localities of the northern Peruvian Andes. The numbers to the right of the lines indicate the percentages of NSP and NUR obtained within the localities, respectively

informants reported more than twice the NSP than general informants in 6 out of 12 medicinal categories (Fig. 2a, e, f, j, k, and l). Similarly, experts reported more than twice the NUR than general participants in 5 out of 12 medicinal categories (Fig. 2a, e, f, g, and l).

SEMI-STRUCTURED INTERVIEWS VS. STRUCTURED INTERVIEWS

In the two localities studied twice, we recorded 249 medicinal plant species belonging to 89 plant families from 81 interviews. The information obtained with structured interviews yielded the highest numbers for all three ethnobotanical

indicators (NSP, NMU, and NUR). However, the average time spent in the structured interviews was more than double that spent in the semi-structured interviews (Table 3). Differences between both interview methodologies were statistically significant.

The structured interviews reported a higher NUR than semi-structured interviews for all medicinal categories, although statistically significant differences were found in 7 out of the 12 most cited categories: *Digestive system*; *General ailments*; *Skin and subcutaneous tissue*; *Cultural diseases and disorders*; *Muscular-skeletal system*; *Pregnancy, birth, and puerperium*; and *Infections and infestations* (Fig. 3a, d, e, f, h, j, and k, respectively).

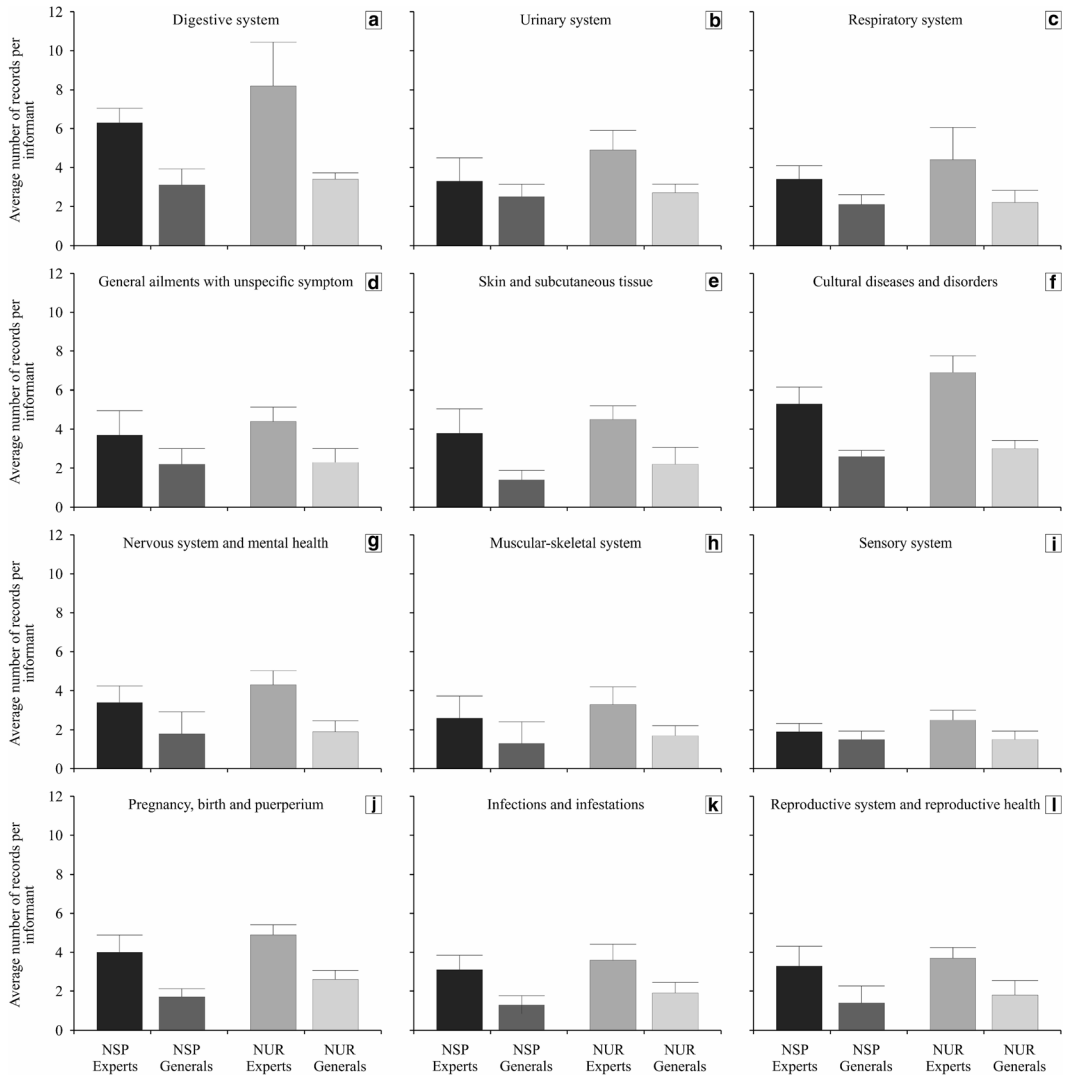


Fig. 2. Comparison of the averages of the number of medicinal plant species (NSP) and number of medicinal plants use-reports (NUR) gathered from expert and general informants in the 12 most cited medicinal categories in the 12 localities studied in the northern Peruvian Andes

Discussion

EXPERT INFORMANTS VS. GENERAL INFORMANTS

Our first hypothesis was accepted because most TK of medicinal plants could indeed be registered by only gathering data with expert informants. This means that working only with 12.8% of the total population interviewed, and spending less than half the overall time, we yielded 91% of the NSP information and 67% of the NMU. This is a very

acceptable level of confidence, as also documented in earlier studies (Almeida et al. 2012; Voeks 1996). In this sense, it appears that the general informants in the study area have only a basic TK of medicinal plants, leaving the responsibility of maintaining and using more complex medicinal practices to the expert informants of each locality (Singh et al. 2012; Tongco 2007). Our study is in line with previous studies that documented higher TK of expert informants compared to other participants (Belayneh et al. 2012; Cartaxo et al. 2010; Demie et al. 2018).

TABLE 3. THE AVERAGE NUMBER OF MEDICINAL PLANT SPECIES (NSP), AVERAGE NUMBER OF MEDICINAL USES (NMU), AND AVERAGE NUMBER OF MEDICINAL PLANT USE-REPORTS (NUR) OF THE TWO INTERVIEW METHODS USED WITH 81 INFORMANTS IN TWO LOCALITIES OF THE NORTHERN PERUVIAN ANDES

Ethnobotanical indicators	Semi-structured interviews (Mean \pm SD)	Structured interviews (Mean \pm SD)	Mann-Whitney test between the two methods (p value)
NSP	25.6 \pm 9.3	31.8 \pm 16.2	0.01**
NMU	30.4 \pm 12.4	36.7 \pm 18.3	0.02*
NUR	32.4 \pm 12.6	38.6 \pm 19.0	0.02*
Average interview time (min)	70 \pm 26	150 \pm 29	–

* indicate significant differences ($p < 0.05$), and ** indicate highly significant differences ($p < 0.01$)

However, in most localities we gathered a higher total number of records with the general informants than with the expert informants, which easily can be explained because the number of general informants interviewed was clearly higher than the number of expert informants interviewed in all 12 localities. Thus, using the walk-in-the-woods method to gather first ethnobotanical information only with the expert participants was relevant to have a whole picture

of the majority of the medicinal species used and their associated uses in the study area.

However, the differences between the two types of informants depended on the medicinal category. The TK in the categories *Pregnancy, birth and puerperium*, and *Reproductive system and reproductive health* has been documented as specialized and unique knowledge of expert women in northern Peru (Bussmann and Glenn 2010; Monigatti et al. 2013). But in case of the categories, *General*

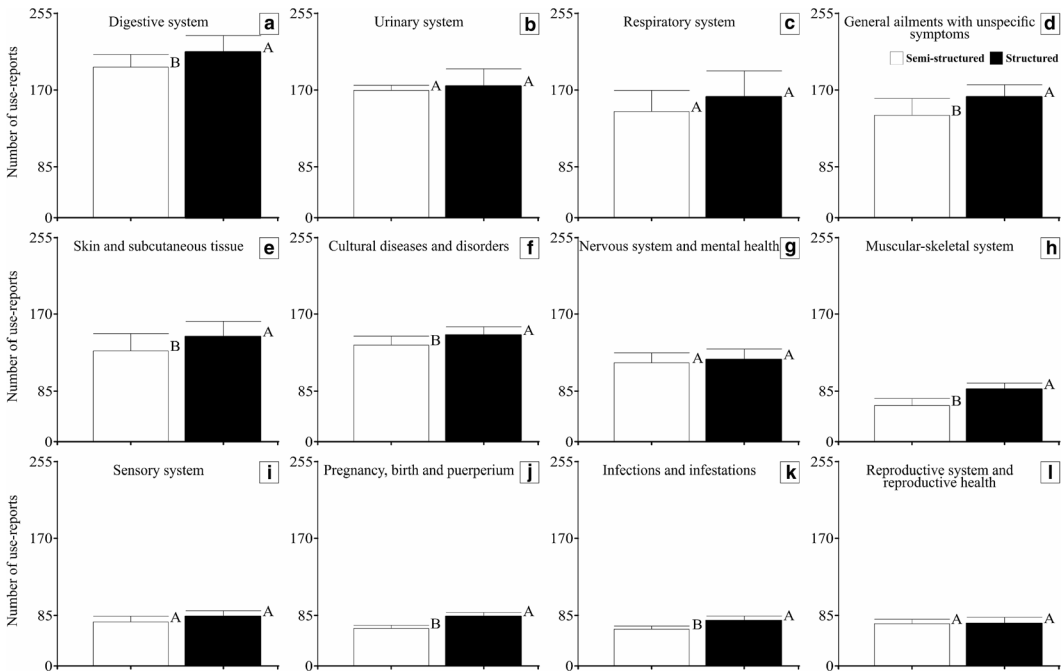


Fig. 3. Comparison of the average percentage of medicinal plant use-reports recorded in semi-structured interviews and structured interviews of 81 participants of Granada and Olleros localities in northern Peruvian Andes. Letters (A, B) indicate significant differences based on general mixed lineal models and the corresponding post hoc LSD Fisher test ($p < 0.05$)

ailments with unspecific symptoms and *Skin and subcutaneous tissue*, most informants in the Andean society know plant resources to alleviate and heal such ailments (Bussmann and Sharon 2014; Ceuterick et al. 2011; De Feo 2003).

However, it is also true that TK information of medicinal plants would be incomplete if focusing only on expert informants, without having any clear idea about how such TK is distributed in a locality or region. Depending on the objectives of the studies, researchers may thus need to focus on different types of participants, taking into account, e.g., gender, age, experts, or general informants to gather the TK as complete as possible, and interviews may need to be extended to the general population to obtain more complete and representative information from the whole community (Espinosa et al. 2012; Mugisha et al. 2014).

Time and costs are two key factors that can greatly limit research efforts, and thus need to be considered carefully before conducting any work. Unfortunately, most grants in our discipline provide a limited budget, and to be executed over short periods of time. Both are fundamental variables to be taken into account in two dimensions. Thus, first, in order to collect as much information about TK in a community in the shortest time possible and thus to gain efficiency, we propose focusing interviews on the so-called expert informants (Almeida et al. 2012; Vandebroek et al. 2004). Second, there is evidence that TK transmission is decreasing worldwide and thus, we need to obtain as much information as possible of cultural ecosystem services before they are lost forever (Cámara-Leret et al. 2014; McMillen 2012; Salpeteur et al. 2016), although we also know that TK is dynamic and local populations adapt to learn new knowledge (e.g., Gómez-Baggethun et al. 2010; Reyes-García et al. 2013a), which is fundamental to the understanding of traditional medical systems nowadays.

Finally, gender and age are relevant factors in TK studies, so when possible, it should be incorporated in data collection and analyses (e.g., Corroto et al. 2019; Srithi et al. 2009). In this study, it was not possible since expert informants were very few in number in all localities and selected by local authorities, exclusively.

SEMI-STRUCTURED INTERVIEWS VS. STRUCTURED INTERVIEWS

Our second hypothesis was also verified, because the use of structured interviews resulted in the most

effective method to obtain TK information on medicinal plants. Conducting structured interviews, we obtained an increase of 18% of NSP, 21% of NMU, and 19% of NUR. Using this method, we made sure the informants had the opportunity to give information on all potential medicinal plant species used in the area (Bernard 2006), and follow past results that documented interviews elicited more TK than freelists (Paniagua-Zambrana et al. 2018). It is very important to gain the confidence of the informants to obtain good results, which depends on an open and collaborative role of the interviewer to succeed (Albuquerque and Hanazaki 2009). Furthermore, through the use of structured interviews, the interviewer has the opportunity to use previous knowledge about medicinal plants, making it easier for the informants to be involved in the interview (Alexiades 1996). However, at the same time, structured interviews need to be prepared more carefully, requiring previous research on the species, and might even include, as in our case, the previous photographic documentation of the species, reducing the time of the interview and minimizing the risk of misidentification (Martins et al. 2012; Nguyen 2003; Thomas et al. 2007).

The time spent in the interviews is a very important factor when conducting a large number of field interviews at different levels. Structured interviews usually take almost twice as long as semi-structured interviews, which could be a limiting factor when deciding on the method to be used in the field (Quinlan 2005). Thus, the implications of doing a pre-study to get names and plant images for the structured interviews is time demanding. This needs to be taken into account when a researcher starts a new project and little or no previous data exist for a given area. In this particular case, structured interviews may not be the most efficient method and therefore we do not recommend it.

Our results identify differences in the two interview methods; that is, semi-structured and structured interviews. However, it needs to be further tested since unidentified bias could be found. Other authors could use our study as a model to investigate potential biases from using semi-structured and/or structured interviews with different human populations elsewhere.

Finally, our results only have quantitatively analyzed TK of medicinal plants, and probably other use categories will follow this same pattern for both the type of informants and interviews, but still we need more studies to confirm that our results can be applied widely to different cultural domains.

Conclusions

The importance of TK in the conservation of biocultural diversity is widely recognized by international organizations that protect health and the environment. These entities have highlighted the dire consequences of the unquestionable loss of TK (of medicinal plants) throughout the world. Ethnobotanists and ethnobiologists must find the most efficient techniques and methods for documenting TK rapidly, before it is lost forever. Our study shows that, at least in the case of medicinal plant knowledge, working only with expert informants allows us to obtain a large part of the TK while spending less time in the field. The use of structured interviews was a more appropriate method to obtain most of the TK in a community when previous ethnobotanical data have been already reported; but, in turn, required much more time. Researches may take these recommendations into account before starting a new study, and depending on the available budget and time.

Acknowledgments

We are grateful to the 600 participants from the 12 Peruvian localities who shared their knowledge and time with us, and doubly grateful to the 81 informants who were interviewed twice or more times. We are also grateful to the political authorities of all the localities that allowed us to conduct the study. We thank Rainer Bussmann and three anonymous reviewers for their helpful comments on the manuscript. This work was supported by Universidad Nacional Toribio Rodríguez de Mendoza and Universidad Autónoma de Madrid. M. J. Macía received support from the Spanish Ministry of Economy and Competitiveness, grant number CGL2016-75414-P.

References

- Ajibesin, K. K., B. A. Ekpo, D. N. Bala, E. E. Essien, and S. A. Adesanya. 2008. Ethnobotanical survey of Akwa Ibom state of Nigeria. *Journal of Ethnopharmacology* 115(3):387–408.
- Albuquerque, U. P., R. M. Alves, R. F. P. Lucena, and N. L. Alencar. 2014. Methods and techniques used to collect ethnobiological data. In: *Methods and Techniques in Ethnobiology and Ethnoecology*, eds., U. P. Albuquerque, R. F. P. Lucena, L. V. Cunha, and R. M. Alves, 15–37. New York: Humana Press.
- Albuquerque, U. P. and N. Hanazaki. 2009. Five problems in current ethnobotanical research—And some suggestions for strengthening them. *Human Ecology* 37(5):653–661.
- Alexiades, M. N. 1996. Collecting ethnobotanical data: An introduction to basic concepts and techniques. *Advances in Economic Botany* 10: 53–94.
- Almeida, C. D. F. C., B. Rangel, M. A. Ramos, R. R. V. Silva, J. G. Melo, M. F. T. Medeiros, T. A. S. Araújo, A. L. S. Almeida, E. L. C. Amorim, R. N. N. Alves, and U. P. Albuquerque. 2012. Intracultural variation in the knowledge of medicinal plants in an urban–rural community in the Atlantic Forest from Northeastern Brazil. *Evidence-Based Complementary Alternative Medicine*, Vol. 2012, <https://doi.org/10.1155/2012/679373>.
- Almeida-Campos, J. L., E. Lima Araújo, O. G. Gaoue, and U. P. Albuquerque. 2019. Socioeconomic factors and cultural changes explain the knowledge and use of Ouricuri Palm (*Syagrus coronata*) by the Fulni-ô Indigenous People of Northeast Brazil. *Economic Botany* 73(2):187–199.
- Assefa, E. and B. Hans-Rudolf. 2015. Farmers' perception of land degradation and traditional knowledge in southern Ethiopia—Resilience and stability. *Land Degradation Development* 27(6):1552–1561.
- Baldauf, C. and F. A. M. dos Santos. 2012. Ethnobotany, traditional knowledge, and diachronic changes in non-timber forest products management: A case study of *Himatanthus drasticus* (Apocynaceae) in the Brazilian savanna. *Economic Botany* 67(2):110–120.
- Becker, C. D. and K. Ghimire. 2003. Synergy between traditional ecological knowledge and conservation science supports forest preservation in Ecuador. *Conservation Ecology* 8(1):1.
- Belayneh, A., Z. Asfaw, S. Demissew, and N. F. Bussa. 2012. Medicinal plants potential and use by pastoral and agro-pastoral communities in Erer Valley of Babile Wereda, Eastern Ethiopia. *Journal of Ethnobiology Ethnomedicine* 8(1):42.
- Bellia, G. and A. Pieroni. 2015. Isolated, but transnational: The global nature of Waldensian ethnobotany, Western Alps, NW Italy. *Journal of Ethnobiology and Ethnomedicine* 11(1):37.
- Bernard, H. R. 2006. *Research methods in cultural anthropology*, 4th ed. Newbury Park, California: Sage Publishing.
- Bussmann, R. W. and A. Glenn. 2010. Medicinal plants used in Northern Peru for reproductive

- problems and female health. *Journal of Ethnobiology and Ethnomedicine* 6(1):30.
- Bussmann, R. W., D. Sharon. 2014. Two decades of ethnobotanical research in Southern Ecuador and Northern Peru. *Ethnobiology and Conservation* 3:3.
- Cámara-Leret, RN. Paniagua-Zambrana, H. Balslev, and M. J. Macía. 2014. Ethnobotanical knowledge is vastly under-documented in northwestern South America. *PLoS ONE* 9(1): e85794.
- Cartaxo, S. L., M. M. Almeida Souza, and U. P. Albuquerque. 2010. Medicinal plants with bioprospecting potential used in semi-arid northeastern Brazil. *Journal of Ethnopharmacology* 131(2):326–342.
- CBD (Convention on Biological Diversity). 1992. Convention on Biological Diversity, Rio de Janeiro, Brasil. <https://www.cbd.int/> (October 2019).
- Ceuterick, M., I. Vandebroek, and A. Pieroni. 2011. Resilience of Andean urban ethnobotanians: A comparison of medicinal plant use among Bolivian and Peruvian migrants in the United Kingdom and in their countries of origin. *Journal of Ethnopharmacology* 136(1):27–54.
- Chase, M. W., M. J. M. Christenhusz, M. F. Fay, J. W. Byng, W. S. Judd, D. E. Soltis, D. J. Mabberley, A. N. Sennikov, P. S. Soltis, and P. F. Stevens. 2016. An update of the Angiosperm Phylogeny Group classification for the orders and families of flowering plants: APG IV. *Botanical Journal of the Linnean Society* 181(1):1–20.
- Chen, S., H. Yao, J. Han, C. Liu, J. Song, L. Shi, Y. Zhu, X. Ma, T. Gao, X. Pang, K. Luo, Y. Li, X. Jia, Y. Lin, and C. Leon. 2010. Validation of the ITS2 region as a novel DNA barcode for identifying medicinal plant species. *PLoS ONE* 5(1): e8613.
- Corroto, F., O. A. G. Torres, and M. J. Macía. 2019. Different patterns in medicinal plant use along an elevational gradient in northern Peruvian Andes. *Journal of Ethnopharmacology* 239: 111924.
- Davis, A. and J. R. Wagner. 2003. Who knows? On the importance of identifying “experts” when researching local ecological knowledge. *Human Ecology* 31(3):463–489.
- De Feo, V. 2003. Ethnomedical field study in northern Peruvian Andes with particular reference to divination practices. *Journal of Ethnopharmacology* 85(2–3):243–256.
- Demie, G., M. Negash, and T. Awas. 2018. Ethnobotanical study of medicinal plants used by indigenous people in and around Dirre Sheikh Hussein heritage site of South-eastern Ethiopia. *Journal of Ethnopharmacology* 220:87–93.
- Espinosa, M. M., I. G. Bieski, and D. T. Martins. 2012. Probability sampling design in ethnobotanical surveys of medicinal plants. *Revista Brasileira de Farmacognosia* 22(6):1362–1367.
- FAO. 2009. FAO and traditional knowledge: The linkages with sustainability, food security and climate change impacts. 2009. Food and Agriculture Organization (FAO): Rome, Italy.
- Gómez-Baggethun, E., S. Mingorria, V. Reyes-García, L. Calvet, and C. Montes. 2010. Traditional ecological knowledge trends in the transition to a market economy: Empirical study in the Doñana natural areas. *Conservation Biology* 24(3):721–729.
- Gómez-Baggethun, E. and V. Reyes-García. 2013. Reinterpreting change in traditional ecological knowledge. *Human Ecology* 41(4):643–647.
- Gruca, M., R. Cámara-Leret, M. J. Macía, and H. Balslev. 2014. New categories for traditional medicine in the Economic Botany Data Collection Standard. *Journal of Ethnopharmacology* 155:1388–1392.
- Houde, N. 2007. The six faces of traditional ecological knowledge: Challenges and opportunities for Canadian co-management arrangements. *Ecology and Society* 12(2):34.
- ICPC–2 (International Classification of Primary Care), revised 2nd edition. 2005. Oxford, United Kingdom: Oxford University Press.
- INEI (Instituto Nacional de Estadística e Informática). 2015. Síntesis estadística 2015. Boletín especial, N° 18, Septiembre, Lima. <https://www.inei.gob.pe/estadisticas/indice-tematico/poblacion-y-vivienda> (May 2019).
- IPBES. 2018. M. Fischer, M. Rounsevell, A. Torre-Marin Rando, A. Mader, A. Church, M. Elbakidze, V. Elias, T. Hahn, P. A. Harrison, J. Hauck, B. Martín-López, I. Ring, C. Sandström, I. Sousa Pinto, P. Visconti, N. E. Zimmermann, and M. Christie, eds. Summary for policymakers of the regional assessment report on biodiversity and ecosystem services for Europe and Central Asia of the Intergovernmental Science–Policy Platform on Biodiversity and Ecosystem Services. Bonn, Germany: IPBES

- secretariat. <https://www.ipbes.net/assessment-reports/eca> (May 2019).
- Júnior, W. S. F., T. G. da Silva, I. R. A. Menezes, and U. P. Albuquerque. 2016. The role of local disease perception in the selection of medicinal plants: A study of the structure of local medical systems. *Journal of Ethnopharmacology* 181: 146–157.
- Macía, M. J., P. J. Armesilla, R. Cámara-Leret, N. Paniagua-Zambrana, S. Villalba, H. Balslev, and M. Pardo-de-Santayana. 2011. Palm uses in northwestern South America: A quantitative review. *The Botanical Review* 77:462–570.
- Martin, G. J. 1995. *Ethnobotany: A people and plants conservation manual*. London: Chapman and Hall.
- Martins, R. C., T. S. Filgueiras, and U. P. Albuquerque. 2012. Ethnobotany of *Mauritia flexuosa* (Arecaceae) in a maroon community in central Brazil. *Economic Botany* 66(1):91–98.
- McMillen, H. 2012. Ethnobotanical knowledge transmission and evolution: The case of medicinal markets in Tanga, Tanzania. *Economic Botany* 66(2):121–131.
- Monigatti, M., R. W. Bussmann, and C. S. Weckerle. 2013. Medicinal plant use in two Andean communities located at different altitudes in the Bolívar Province, Peru. *Journal of Ethnopharmacology* 145(2):450–464.
- Mugisha, M. K., S. Asimwe, A. Namutebi, A. K. Borg-Karlson, and E. K. Kakudidi. 2014. Ethnobotanical study of indigenous knowledge on medicinal and nutritious plants used to manage opportunistic infections associated with HIV/AIDS in western Uganda. *Journal of Ethnopharmacology* 155(1):194–202.
- Nguyen, M. L. T. 2003. Comparison of food plant knowledge between urban Vietnamese living in Vietnam and in Hawaii. *Economic Botany* 57(4):472–480.
- Odonne, G., C. Valadeau, J. Albán-Castillo, D. Stien, M. Sauvain, and G. Bourdy. 2013. Medical ethnobotany of the Chayahuita of the Parapapura basin (Peruvian Amazon). *Journal of Ethnopharmacology* 146(1):127–153.
- Paniagua-Zambrana, N. YRW Bussmann, R. E. Hart, A. L. Moya Huanca, G. Ortiz Soria, M. Ortiz Vaca, D. Ortiz Álvarez, J. Soria Morán, M. Soria Morán, S. Chávez, B. Chávez Moreno, G. Chávez Moreno, O. Roca, and E. Siripi. 2018. To list or not to list? The value and detriment of freelisting in ethnobotanical studies. *Nature Plants* 4:201–204.
- Pasquini, M. W., J. S. Mendoza, and C. Sánchez-Ospina. 2018. Traditional food plant knowledge and use in three afro-descendant communities in the Colombian Caribbean Coast: Part I Generational Differences. *Economic Botany* 72(3): 278–294.
- Quinlan, M. B. 2005. Considerations for collecting freelists in the field: Examples from ethnobotany. *Field Methods* 17(3):219–234.
- Quinlan, M. B. R. J. Quinlan. 2007. Modernization and medicinal plant knowledge in a Caribbean horticultural village. *Medical Anthropology Quarterly* 21(2):169–192.
- R Development Core Team. 2020. R: A language and environment for statistical computing, Version 3.6.3. Vienna, Austria: R Foundation for Statistical Computing.
- Reyes-García, V. 2014. The values of traditional ecological knowledge. In: *Handbook of ecological economics*, eds., J. Martínez-Zalier, R. Muradian. Cheltenham, United Kingdom: Edward Elgar.
- Reyes-García, V., A. C. Luz, M. Gueze, J. Paneque-Gálvez, M. J. Macía, M. Orta-Martínez, J. Pino, and TAPS Bolivian Study Team. 2013a. Secular trends on traditional ecological knowledge: An analysis of changes in different domains of knowledge among Tsimane' men. *Learning and Individual Differences* 27:206–212.
- Reyes-García, V., M. Guèze, A. C. Luz, J. Paneque-Gálvez, M. J. Macía, M. Orta-Martínez, J. Pino, and X. Rubio-Campillo. 2013b. Evidence of traditional knowledge loss among a contemporary indigenous society. *Evolution and Human Behavior* 34:249–257.
- Salpeteur, M., H. H. Patel, J. L. Molina, A. L. Balbo, X. Rubio-Campillo, V. Reyes-García, and M. Madella. 2016. Comigrants and friends: Informal networks and the transmission of traditional ecological knowledge among seminomadic pastoralists of Gujarat, India. *Ecology and Society* 21(2).
- Saslislagoudakis, C. HJ. A. Hawkins, S. J. Greenhill, C. A. Pendry, M. F. Watson, W. Tuladhardouglas, S. R. Baral, and V. Savolainen. 2014. The evolution of traditional knowledge: Environment shapes medicinal plant use in Nepal. *Proceedings of the Royal Society B: Biological Sciences* 281(1780):20132768.
- SCBD (Secretariat of the Convention on Biological Diversity). 2002. Bonn guidelines on access to genetic resources and fair and equitable sharing

- of the benefits arising out of their utilization. Montreal, Canada: Secretariat of the Convention on Biological Diversity.
- . 2011. Nagoya protocol on access to genetic resources and the fair and equitable sharing of benefits arising from their utilization to the Convention on Biological Diversity. Montreal, Canada: Secretariat of the Convention on Biological Diversity.
- Singh, A. G., A. Kumar, and D. D. Tewari, 2012. An ethnobotanical survey of medicinal plants used in Terai forest of western Nepal. *Journal of Ethnobiology and Ethnomedicine* 8(1):19.
- Souto, T. and T. Ticktin. 2012. Understanding interrelationships among predictors (age, gender, and origin) of local ecological knowledge. *Economic Botany* 66(2):149–164.
- Srithi, K., H. Balslev, P. Wangpakapattana Wong, P. Srisanga, and C. Trisonthi. 2009. Medicinal plant knowledge and its erosion among the Mien (Yao) in northern Thailand. *Journal of Ethnopharmacology* 123(2):335–342.
- Sujarwo, W., I. B. K. Arinasa, F. Salomone, G. Caneva, and S. Fattorini. 2014. Cultural erosion of Balinese indigenous knowledge of food and nutraceutical plants. *Economic Botany* 68(4): 426–437.
- The Plant List: A working list of all known plant species. 2018. <http://www.theplantlist.org> (January 2019).
- Thomas, E., I. Vandebroek, S. Sanca, and P. Van Damme. 2009. Cultural significance of medicinal plant families and species among Quechua farmers in Apillapampa, Bolivia. *Journal of Ethnopharmacology* 122(1):60–67.
- Thomas, E., L. Vandebroek, and P. Van Damme. 2007. What works in the field? A comparison of different interviewing methods in ethnobotany with special reference to the use of photographs. *Economic Botany* 61(4):376–384.
- Tongco, M. D. C. 2007. Purposive sampling as a tool for informant selection. *Ethnobotany Research and Applications* 5:147–158.
- Tsioutsidou, E. E., P. Giordani, E. Hanlidou, M. Biagi, V. De Feo, and L. Cornara. 2019. Ethnobotanical study of medicinal plants used in Central Macedonia, Greece. Evidence-Based Complementary and Alternative Medicine, Vol. 2019.
- UNESCO. 2017. Local Knowledge, Global Goals. Paris: UNESCO. http://www.unesco.org/new/fileadmin/MULTIMEDIA/HQ/SC/pdf/ILK_ex_publication_E.pdf (May 2019).
- Van Andel, T. and L. G. Carvalheiro. 2013. Why urban citizens in developing countries use traditional medicines: The case of Suriname. Evidence-Based Complementary and Alternative Medicine, Vol. 2013.
- Vandebroek, I. and M. J. Balick. 2012. Globalization and loss of plant knowledge: Challenging the paradigm. *PLoS ONE* 7(5):e37643.
- Vandebroek, I., P. Van Damme, L. Van Puyvelde, S. Arrazola, and N. De Kimpe. 2004. A comparison of traditional healers' medicinal plant knowledge in the Bolivian Andes and Amazon. *Social Science and Medicine* 59(4):837–849.
- Voeks, R. A.. 1996. Tropical forest healers and habitat preference. *Economic Botany* 50(4): 381–400.
- . 2007. Are women reservoirs of traditional plant knowledge? Gender, ethnobotany and globalization in northeast Brazil. *Singapore Journal of Tropical Geography* 28(1):7–20.
- Voeks, R. A. and A. Leony. 2004. Forgetting the forest: Assessing medicinal plant erosion in eastern Brazil. *Economic Botany* 58(1):294–306.
- Vogl, C. R.B. Vogl-Lukasser, and R. K. Puri. 2004. Tools and methods for data collection in ethnobotanical studies of homegardens. *Field Methods* 16(3):285–306.
- WHO (World Health Organization). 2000. Estrategia de la OMS sobre medicina tradicional 2002–2005. <https://apps.who.int/medicinedocs/pdf/s2299s/s2299s.pdf>. (May 2019).
- . 2013. Estrategia de la OMS sobre medicina tradicional 2014–2023. <http://apps.who.int/medicinedocs/es/m/abstract/Js21201es>. (May 2019).
- Williams, S. J., J. M. Gibbons, C. Clubbe, A. Dibble, A. Marroquín, and J. P. Jones. 2012. Who harvests and why? Characteristics of Guatemalan households harvesting xaté (*Chamaedorea ernesti-augusti*). *Economic Botany* 66(4):357–369.
- Zank, S., L. Araujo, and N. Hanazaki. 2019. Resilience and adaptability of traditional healthcare systems: A case study of communities in two regions of Brazil. *Ecology and Society* 24(1):13.