

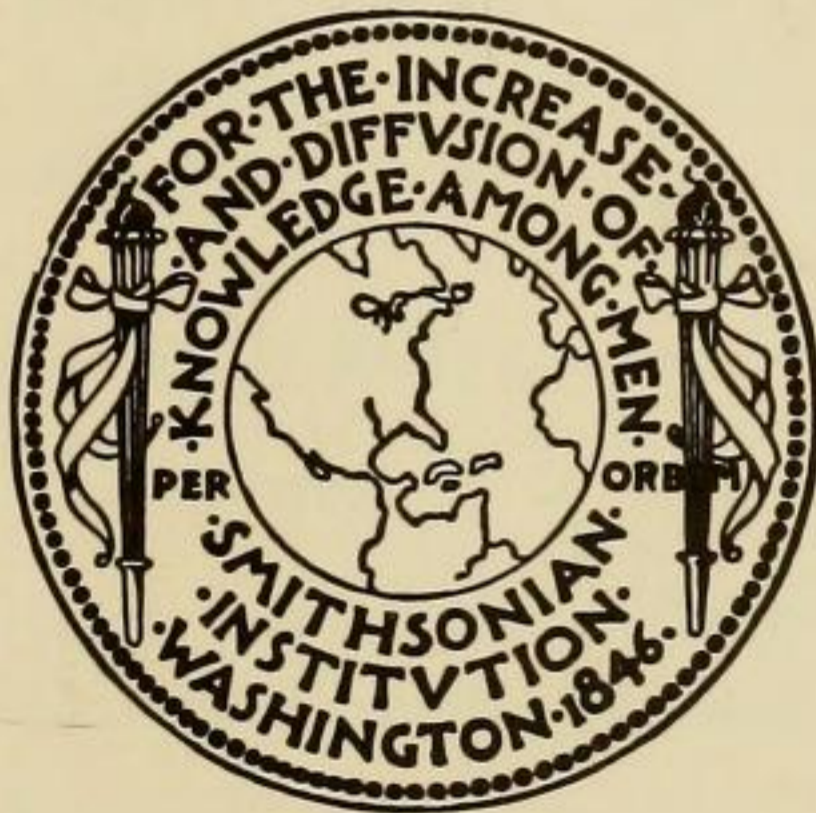
SMITHSONIAN MISCELLANEOUS COLLECTIONS
VOLUME 151, NUMBER 4

NO. PUBLICATION DUE
STAMPED

PARAPERCIS KAMOHARAI (FAMILY
MUGILOIDIDAE), A NEW FISH FROM
JAPAN WITH NOTES ON OTHER
SPECIES OF THE GENUS

(WITH ONE PLATE)

By
LEONARD P. SCHULTZ
Senior Scientist
U. S. National Museum
Smithsonian Institution



(PUBLICATION 4669)

CITY OF WASHINGTON
PUBLISHED BY THE SMITHSONIAN INSTITUTION
MAY 18, 1966

LIBRARY
OF THE
AMERICAN MUSEUM

PORT CITY PRESS, INC.
BALTIMORE, MD., U. S. A.

PARAPERCIS KAMOHARAI
(FAMILY MUGILOIDIDAE), A NEW FISH
FROM JAPAN WITH NOTES ON OTHER
SPECIES OF THE GENUS

By LEONARD P. SCHULTZ

*Senior Scientist, U. S. National Museum
Smithsonian Institution*

(WITH ONE PLATE)

ABSTRACT

Parapercis kamoharai, of the fish family Mugiloididae, was described as new from off Osaka Prefecture, Japan. Corrections are given for several species of *Parapercis* reported on by Cantwell (Pacific Sci., vol. 18, No. 3, pp. 239-280, 1964).

INTRODUCTION

A revision of the fish genus *Parapercis* Bleeker by Cantwell (Pacific Sci., vol. 18, No. 3, pp. 239-280, figs. 1-9, 1964) and a review of the fishes of the family Parapercidae found in the waters of Japan, by Kamohara (Repts. Usa Mar. Biol. Sta., vol. 7, No. 2, pp. 1-13, pls. 1-2, 1960) have enabled me to determine that two specimens sent to me by Chuichi Araga of Tokyo represent a new species. I appreciate very much Mr. Araga's permission to publish here a photograph which he took of the species when alive in his aquarium, plate I.

PARAPERCIS KAMOHARAI, new species

Plate I

Holotype.—USNM 196021, off Osaka Prefecture, Japan, collected by Chuichi Araga, standard length 145 mm., total length 175 mm.

Paratype.—USNM 199239, same data, standard length 181 mm., total length 205 mm.

Description.—The following data are expressed in thousandths of the standard length, first for the holotype, then for the paratype.

Length of head 280 and 263; length of snout 96 and 97; diameter of eye 57 and 50; least width of fleshy interorbital 34 and 34; distance from tip of snout to rear edge of maxillary 110 and 102; least depth of caudal peduncle 93 and 93; greatest depth of body 173 and 171; length of fourth dorsal spine 65 and 63; longest pectoral ray 190 and 171; longest pelvic ray 200 and 187; longest caudal ray 200 and 174; length of base of dorsal fin 638 and 635; anal fin base 480 and 450.

The following counts are recorded first for the holotype then the paratype: Outer enlarged teeth at front of lower jaw on both types, 3-3, totaling 6; dorsal fin rays V, 21 and V, 21; anal 16 and 18; pectoral (right-left) 17-17 and 17-18; oblique scale rows just above lateral line 66 and 72; scales from base of first soft dorsal ray to lateral line 7 and 7; scales from anal opening obliquely backwards to lateral line 16 and 15; zig-zag scales around caudal peduncle 30 and 32; gill rakers on first gill arch 6+11 and 6+10.

Vomerine teeth present, palatine teeth absent; enlarged caninelike teeth in outer row at front of lower jaw, 3 on each side; dorsal spines with third and fourth about same length and longest, and fifth spine is 5/9 length of fourth, with membrane attached opposite its tip to first soft dorsal ray; soft rays of dorsal and of anal fins all about the same length.

Color pattern in alcohol.—Back light brownish with 3 wavy darker streaks, the most ventral one along lateral line anteriorly, above lateral line posteriorly, and extending on caudal fin; side and belly very light tan, with 7 pale bars on side ending in 7 black ocellate spots on lower side, leaving the belly plain light tan; along midside a narrow dusky line crossing the bars and extending on the caudal fin rays as a black streak; side of head with 6 or 7 dark vertical bars ending on branchiostegal membranes; preorbital area with numerous very small brown specks; maxillary with 3 dark bars posteriorly and snout and premaxillary with large dark spots; head behind orbits with wavy dark streaks; breast with a pair of black spots in front of pelvic base; axil of pelvic black; a large black spot just below base of pectoral, and axil of pectoral black; black spot on basal half of first three dorsal spines; dorsal soft rays with a row of black spots basally on membranes, and another along middle of that fin; soft dorsal fin with a submarginal dusky band, with distal edge of fin white; a single row of black spots along middle of anal fin on membranes; submarginally anal fin has a dusky band, with distal edge of that fin white; caudal fin with a white band from midbase extending posteriorly on middle

rays but broken distally with a dark bar; upper and lower edges of pale midcaudal band black; dark spots on upper and lower lobes of caudal fin. Underside of head pale, unspotted; pectoral and pelvic fins plain whitish.

DISCUSSION

This new species keys to *P. xanthozona* (Bleeker) in Kamohara (loc. cit., p. 2) and Cantwell (loc. cit., p. 248) and has the following characters in common with that species: Palatine teeth absent; 6 enlarged teeth in outer row of lower jaw at tip; membrane of spinous dorsal fin connected to first soft dorsal ray opposite tip of last spine; dorsal spines V; scales around caudal peduncle 30 to 32; and no ocellate spot behind or above rear of head.

However, *kamoharai* differs from *xanthozona* in having, respectively, 16 to 18 instead of 19 anal rays; oblique scale rows, 66 to 72 instead of 55 to 64; gill rakers on first gill arch 16 and 17 instead of 17 to 20. The color pattern of *kamoharai* differs from *xanthozona* as follows: 7 instead of 9 bars on side; 2 rows of spots on soft dorsal fin instead of 3; 7 ocellate black spots along lower side, instead of 9 indistinct ones (lacking entirely in USNM 109818). A pair of dark spots on breast, and preorbital with tiny brown spots, all absent in *xanthozona*.

I am pleased to name this new species, *kamoharai* in honor of Toshiji Kamohara, Kochi University, Japan.

During this study I have found certain errors in regard to Cantwell's recording of the data concerning specimens of *Parapercis* in the U.S. National Museum Collection. The following corrections are noted:

P. sexfasciata, p. 252, USNM 57516, Yokahama, 2 specimens; p. 254, USNM 26242, 7 specimens; USNM 152484, Kobe Market; USNM 76536, 3 specimens; USNM 50255, 5 specimens; USNM 50257, Onomichi Bingo, Japan. 142745 is UMMZ not USNM.

P. schauinslandi, p. 257, USNM 55301 to 55305, 8 specimens.

P. nebulosa, p. 261, USNM 147985, Tarut Bay, Zaal. I., 30 specimens; USNM 196492, Persian Gulf, Tarut Bay, 2 specimens.

P. haackei, p. 262, USNM 179832, Rottnest Island, 2 specimens.

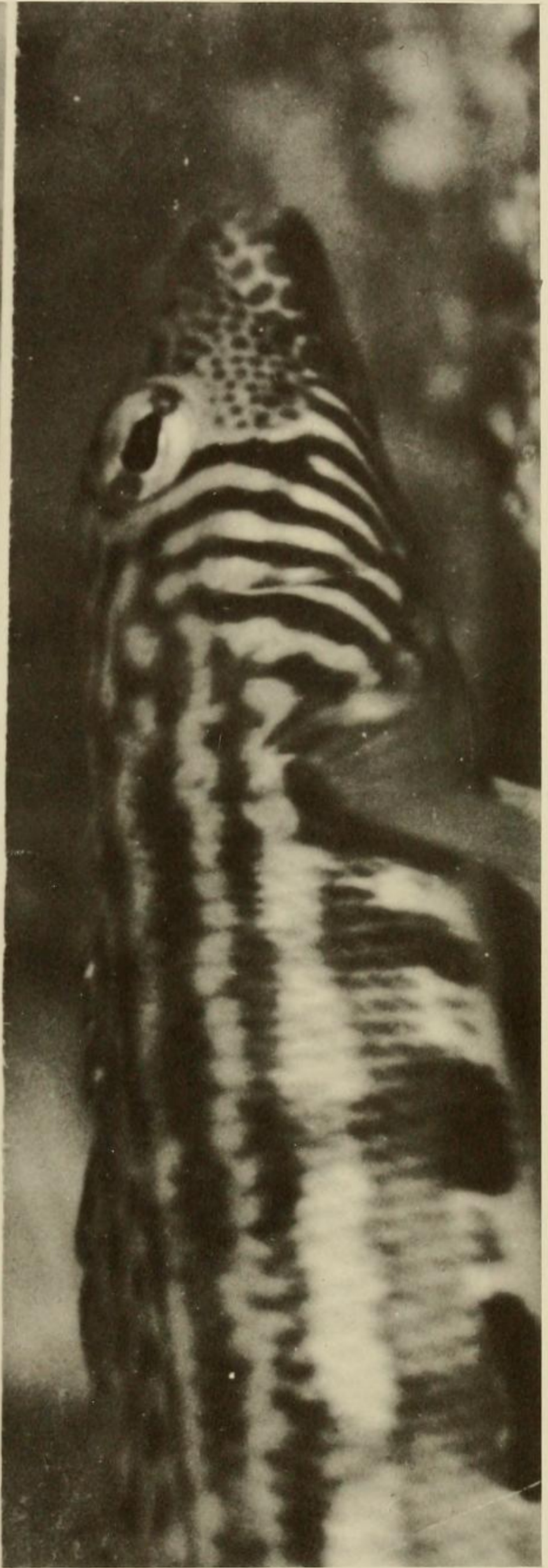
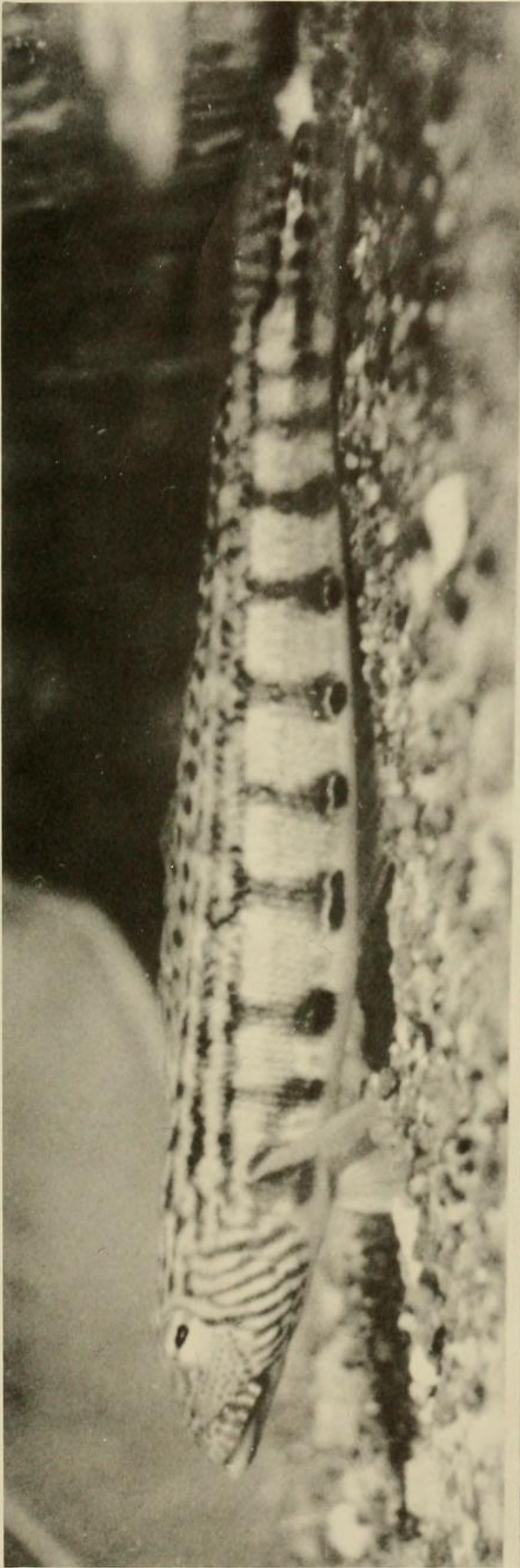
P. cylindrica, p. 262, USNM 122477, 5 specimens; USNM 122544, 9 specimens; p. 264, USNM 177914, 2 specimens; USNM 179796 and 179802, Hayman I.; USNM 179795, Heron I., 2 specimens; USNM 177915, Green I.

P. ommatura, pp. 265-266, 59644 should be USNM 59642, Hamashima, 1 specimen; 3776 should be USNM 37776; left out is USNM 50258, Tsuruga, 3 specimens.

P. cephalopunctata, p. 267, USNM 140784, 140785, 140786, all Rongelap Atoll; USNM 166740, Arno Atoll; USNM 154584, 140783, Kwajalein Atoll; USNM 140781, 140782, Eniwetok Atoll; USNM 140778, 2 specimens, 140798, 4 specimens, 140800, 6 specimens, 140773, 14 specimens, 140774, 7 specimens, 140776, 8 specimens, 140779, 6 specimens, 140780, 1 specimen, 140799, 4 specimens, all Bikini Atoll. USNM 140794, 12 specimens, 140794, 1 specimen, 142280, 2 specimens, all Rongerick Atoll. USNM 177913, Bora Bora I., 6 specimens; USNM 52283, Apia; USNM 167387, Onotoa Atoll; USNM 177905, Netherland Indies; USNM 75502, Naha, Okinawa.

P. clathrata, p. 268, USNM 140787 to 140789, 8 specimens, all Rongelap Atoll. USNM 140796 and 140797, 2 specimens, Bikini Atoll; USNM 196492, 2 specimens from Persian Gulf are not *clathrata* but are *nebulosa*.

P. polyophthalma, p. 270, USNM 75862 should be 199161, 1 specimen, Riu Kiu I.?[?]; USNM 75501, Naha, Okinawa, 4 specimens; USNM 122332 (not 12234), Luzon, 1 specimen; USNM 122333 (not 12233), Cebu Market, 1 specimen.



PARAPERCIS KAMOHARAI SCHULTZ TYPES

