

1675-80

SMITHSONIAN INSTITUTION.

UNITED STATES NATIONAL MUSEUM.

# THE FISHES

OF

## NORTH AND MIDDLE AMERICA:

### A DESCRIPTIVE CATALOGUE

OF THE

SPECIES OF FISH-LIKE VERTEBRATES FOUND IN THE  
WATERS OF NORTH AMERICA, NORTH OF  
THE ISTHMUS OF PANAMA.

BY

DAVID STARR JORDAN, PH. D.,

PRESIDENT OF THE LELAND STANFORD JUNIOR UNIVERSITY AND OF THE  
CALIFORNIA ACADEMY OF SCIENCES.

AND

BARTON WARREN EVERMANN, PH. D.,

ICHTHYOLOGIST OF THE UNITED STATES FISH COMMISSION.

PART IV.

WASHINGTON:

GOVERNMENT PRINTING OFFICE.

1900.





## P R E F A C E .

---

This volume is fourth and last of a descriptive catalogue of the fishes and fish-like vertebrates of North and Middle America. Part I, *Branchiostomatidæ* to *Priacanthidæ* inclusive (pp. 1 to 1240), was published October 3, 1896; Part II, *Lutianidæ* to *Cephalicanthidæ* inclusive (pp. 1241 to 2183), was published October 3, 1898; Part III, *Callionymidæ* to *Ogcocephalidæ* inclusive, including also "Addenda," an "Artificial Key to the Families of the True Fishes," a "Glossary of Technical Terms," and an "Index" complete for Parts I, II, and III (pp. 2183*a* to 3136), was published November 28, 1898; and Part IV, the present volume, appears on June 26, 1900.

Since the publication of Part III, investigations by Dr. Jordan, in Mexico, and by Dr. Evermann, in Puerto Rico, have added greatly to our knowledge of the fishes of those regions, and have made it desirable to incorporate in the present volume still further addenda.

Recent studies by Dr. Günther, of certain Linnean types, show that some changes in nomenclature are necessary, which are also included.

DAVID STARR JORDAN.

BARTON WARREN EVERMANN.

LELAND STANFORD JUNIOR UNIVERSITY,  
PALO ALTO, SANTA CLARA COUNTY, CALIFORNIA.

March 15, 1900.



# A SYSTEMATIC ARRANGEMENT OF THE FISHES OF NORTH AND MIDDLE AMERICA.

In these pages the authors exhibit, as clearly as the method will permit, their present views as to the genetic relations of the fishes and fish-like vertebrates of North and Middle America. This list is, in fact, a Table of Contents complete for the four volumes and corrected to include the Addenda (pp. 2745-2873 of Part III and pp. 3137-3197 of Part IV). From this Systematic Arrangement it is seen that the fish fauna of North and Middle America, as now understood by the present authors, embraces 3 classes, 30 orders, 225 families, 1113 genera, 325 subgenera, 3263 species, and 133 subspecies.

	Page.
CLASS LEPTOCARDII .....	2
ORDER AMPHIONI .....	2
<i>Family Branchiostomide</i> .....	2
Genus <i>Branchiostoma</i> , Costa .....	3
<i>lanceolatum</i> (Pallas) .....	3
<i>caribæum</i> , Sundevall .....	3
<i>californiense</i> , Gill .....	4
Genus <i>Asymmetron</i> , Andrews .....	4
<i>lucayanum</i> , Andrews .....	4
CLASS MARSIPOBRANCHII .....	4
ORDER HYPEROTRETI .....	5
<i>Family Heptatremide</i> .....	5
Genus <i>Polistotrema</i> , Gill .....	6
<i>stouti</i> (Lockington) .....	6
<i>Family Myxiniæ</i> .....	7
Genus <i>Myxine</i> , Linnæus .....	7
<i>glutinosa</i> , Linnæus .....	7
ORDER HYPEROARTII .....	8
<i>Family Petromyzonidæ</i> .....	8
Genus <i>Bathymyzon</i> , Gill .....	9
<i>bairdii</i> (Gill) .....	9
Genus <i>Petromyzon</i> (Artedi) Linnæus .....	9
<i>marinus</i> , Linnæus .....	10
<i>unicolor</i> (De Kay) .....	10
Genus <i>Ichthyomyzon</i> , Girard .....	10
<i>concolor</i> (Kirtland) .....	11
<i>castaneus</i> , Girard .....	11
Genus <i>Entosphenus</i> , Gill .....	11
<i>tridentatus</i> (Gairdner) .....	12
<i>camtschaticus</i> (Tilesius) .....	2745
Genus <i>Lampetra</i> , Gray .....	12
<i>aurea</i> (Bean) .....	13
<i>spadicea</i> , Bean .....	13
<i>cibaria</i> (Girard) .....	13
<i>wilderi</i> , Gage .....	13
CLASS PISCES .....	14
SUBCLASS SELACHII .....	15
ORDER DIPLOSPONDYLI .....	16
<i>Family Chlamydoselachide</i> .....	16
Genus <i>Chlamydoselachus</i> , Garman .....	16
<i>anguineus</i> , Garman .....	16

CLASS PISCES—Continued.	Page.
SUBCLASS SELACHII—Continued.	
ORDER DIPLOSONDYLI—Continued.	
<i>Family Hexanchidae</i> .....	17
Genus <i>Notorhynchus</i> , Ayres .....	17
<i>maculatus</i> , Ayres .....	17
Genus <i>Hexanchus</i> , Rafinesque .....	18
<i>corinus</i> , Jordan & Gilbert .....	18
<i>griseus</i> (Gmelin) .....	19
ORDER ASTEROSPONDYLI .....	19
SUBORDER PROARTHRI .....	19
<i>Family Heterodontidae</i> .....	19
Genus <i>Gyropleurodus</i> , Gill .....	20
<i>francisei</i> (Girard) .....	20
<i>quoyi</i> (Fréminville) .....	21
SUBORDER GALEI .....	21
<i>Family Scylliorhinae</i> .....	22
Genus <i>Scylliorhinus</i> , Blainville .....	22
<i>profundorum</i> , Goode & Bean .....	22
Genus <i>Catulus</i> , Smith .....	23
Subgenus <i>Catulus</i> .....	24
<i>xaniurus</i> , Gilbert .....	24
<i>brunneus</i> , Gilbert .....	24
<i>cephalus</i> , Gilbert .....	24
<i>retifer</i> (Garman) .....	25
Subgenus <i>Cephaloseyllum</i> , Gill .....	25
<i>uter</i> , Jordan & Gilbert .....	25
<i>Family Ginglymostomidae</i> .....	25
Genus <i>Ginglymostoma</i> , Müller & Henle .....	26
<i>cirratum</i> (Gmelin) .....	26
<i>Family Pseudotriakidae</i> .....	26
Genus <i>Pseudotriakis</i> , Capello .....	27
<i>microdon</i> , Capello .....	27
<i>Family Galeidae</i> .....	27
Genus <i>Musteius</i> , Cuvier .....	28
<i>lunulatus</i> , Jordan & Gilbert .....	28
<i>canis</i> (Mitchill) .....	29
Genus <i>Galeus</i> , Rafinesque .....	29
<i>dorsalis</i> (Gill) .....	30
<i>californicus</i> (Gill) .....	30
Genus <i>Rhinotriacis</i> , Gill .....	30
<i>henlei</i> , Gill .....	31
Genus <i>Triakis</i> , Müller & Henle .....	31
<i>semifasciatum</i> , Girard .....	31
Genus <i>Galeorhinus</i> , Blainville .....	31
<i>zyopterus</i> , Jordan & Gilbert .....	32
Genus <i>Galeocerdo</i> , Müller & Henle .....	32
<i>tigrinus</i> , Müller & Henle .....	32
Genus <i>Prionace</i> , Cantor .....	33
<i>glauca</i> (Linnaeus) .....	33
Genus <i>Carcharhinus</i> , Blainville .....	33
Subgenus <i>Platypodon</i> , Gill .....	35
<i>obscurus</i> (Le Sueur) .....	35
<i>platyrhynchus</i> (Gilbert) .....	36
<i>falciformis</i> (Bibron) .....	36
<i>aeronotus</i> (Poey) .....	36
<i>perezii</i> (Poey) .....	36

CLASS PISCES—Continued.	Page.
SUBCLASS SELACHII—Continued.	
ORDER ASTEROSPONDYLI—Continued.	
SUBORDER GALEI—Continued.	
Family Galeidae—Continued.	
Genus <i>Carcharhinus</i> , Blainville—Continued.	
Subgenus <i>Platyodon</i> , Gill—Continued.	
<i>remotus</i> (Valenciennes) .....	37
<i>henlei</i> (Valenciennes) .....	37
<i>cerdale</i> , Gilbert .....	2746
Subgenus <i>Carcharhinus</i> .....	37
<i>milberti</i> (Müller & Henle) .....	37
<i>lamiella</i> (Jordan & Gilbert) .....	37
<i>lamia</i> (Rafinesque) .....	38
<i>platyodon</i> (Poey) .....	39
<i>fronto</i> (Jordan & Gilbert) .....	39
<i>nicaraguensis</i> (Gill & Bransford) .....	39
Subgenus <i>Isogomphodus</i> , Gill .....	40
<i>æthalornis</i> (Jordan & Gilbert) .....	40
<i>limbatus</i> (Müller & Henle) .....	40
<i>oxyrhynchus</i> (Müller & Henle) .....	40
<i>velox</i> , Gilbert .....	2747
Genus <i>Hypoprion</i> , Müller & Henle .....	41
<i>brevirostris</i> , Poey .....	41
<i>signatus</i> , Poey .....	41
Genus <i>Aprionodon</i> , Gill .....	42
<i>isodon</i> (Müller & Henle) .....	42
Genus <i>Scoliodon</i> , Müller & Henle .....	42
<i>longurio</i> (Jordan & Gilbert) .....	42
<i>terræ-novæ</i> (Richardson) .....	43
Family <i>Sphyrnidae</i> .....	43
Genus <i>Sphyrna</i> , Rafinesque .....	43
Subgenus <i>Reniceps</i> , Gill .....	44
<i>tiburo</i> (Linnæus) .....	44
Subgenus <i>Platysqualus</i> , Swainson .....	44
<i>tudes</i> (Cuvier) .....	44
Subgenus <i>Sphyrna</i> .....	45
<i>zygæna</i> (Linnæus) .....	45
Family <i>Alopiidae</i> .....	45
Genus <i>Alopias</i> , Rafinesque .....	45
<i>vulpes</i> (Gmelin) .....	45
Family <i>Carchariidae</i> .....	46
Genus <i>Carcharias</i> , Rafinesque .....	46
Subgenus <i>Eugomphodus</i> , Gill .....	46
<i>littoralis</i> (Mitchill) .....	46
Family <i>Lamnidae</i> .....	47
Genus <i>Isurus</i> , Rafinesque .....	47
Subgenus <i>Isuropsis</i> , Gill .....	48
<i>dekayi</i> (Gill) .....	48
Subgenus <i>Isurus</i> .....	48
<i>oxyrhynchus</i> , Rafinesque .....	48
Genus <i>Lamna</i> , Cuvier .....	49
<i>cornubica</i> (Gmelin) .....	49
Genus <i>Carcharodon</i> , Smith .....	50
<i>carcharias</i> (Linnæus) .....	50
Family <i>Cetorhynchidae</i> .....	50
Genus <i>Cetorhinus</i> , Blainville .....	51
<i>maximus</i> (Gunner) .....	51

	Page.
CLASS PISCES—Continued.	
SUBCLASS SELACHII—Continued.	
ORDER ASTEROSPONDYLI—Continued.	
SUBORDER GALEI—Continued.	
Family <i>Rhinodontidae</i> .....	52
Genus <i>Micristodus</i> Gill .....	52
<i>punctatus</i> , Gill .....	52
ORDER CYCLOSPONDYLI .....	52
SUBORDER CYCLOSPONDYLI .....	53
Family <i>Squalidae</i> .....	53
Genus <i>Squalus</i> (Artedi) Linnæus .....	53
<i>acanthias</i> , Linnæus .....	54
<i>sucklii</i> (Girard) .....	54
Genus <i>Centroscymnus</i> , Bocage & Capello .....	54
<i>coolepis</i> , Bocage & Capello .....	55
Genus <i>Etmopterus</i> , Rafinesque .....	55
<i>pusillus</i> (Lowe) .....	55
Genus <i>Centroscyllium</i> , Müller & Henle .....	56
<i>fabricii</i> (Reinhardt) .....	56
Family <i>Dalatiidae</i> .....	56
Genus <i>Somniosus</i> , Le Sueur .....	56
<i>microcephalus</i> (Bloch) .....	57
Family <i>Echinorhinidae</i> .....	57
Genus <i>Echinorhinus</i> , Blainville .....	57
<i>spinosus</i> (Gmelin) .....	58
SUBORDER TECTOSPONDYLI .....	58
Family <i>Squatinae</i> .....	58
Genus <i>Squatina</i> , Duméril .....	58
<i>squatina</i> (Linnæus) .....	58
ORDER BATOIDEI .....	59
SUBORDER SARCURA .....	60
Family <i>Pristidae</i> .....	60
Genus <i>Pristis</i> , Latham .....	60
<i>zephyreus</i> , Jordan & Starks .....	60; 2749
<i>pectinatus</i> , Latham .....	60
Family <i>Rhinobatidae</i> .....	61
Genus <i>Rhinobatus</i> , Bloch & Schneider .....	61
<i>lentiginosus</i> , Garman .....	62
<i>stellio</i> , Jordan & Rutter .....	2750
<i>glaucostigma</i> , Jordan & Gilbert .....	62
<i>leucorhynchus</i> , Günther .....	62
<i>productus</i> , Ayres .....	63
<i>percellens</i> (Walbaum) .....	63
<i>spinosus</i> , Günther .....	63
<i>planiceps</i> , Garman .....	64
Genus <i>Zapteryx</i> , Jordan & Gilbert .....	64
<i>exasperatus</i> (Jordan & Gilbert) .....	64
<i>xyster</i> , Jordan & Evermann .....	65
Genus <i>Platyrrhinoidis</i> , Garman .....	65
<i>triseriatus</i> (Jordan & Gilbert) .....	65
Family <i>Rajidae</i> .....	66
Genus <i>Raja</i> (Artedi) Linnæus .....	66
<i>erinacea</i> , Mitchill .....	68
<i>ocellata</i> , Mitchill .....	68
<i>fyllæ</i> , Lütken .....	69
<i>radiata</i> , Donovan .....	69
<i>plutonia</i> , Garman .....	69
<i>ackleyi</i> , Garman .....	70
<i>ornata</i> , Garman .....	70



	Page.
CLASS PISCES—Continued.	
SUBCLASS SELACHII—Continued.	
ORDER BATOIDEI—Continued.	
SUBORDER SARCURA—Continued.	
Family <i>Rajidae</i> —Continued.	
Genus <i>Raja</i> (Artei) Linnæus—Continued.	
<i>eglanteria</i> , Bosc.....	71
<i>senta</i> , Garman.....	71
<i>lævis</i> (Mitchill).....	71
<i>rhina</i> , Jordan & Gilbert.....	72
<i>binoculata</i> , Girard.....	72
<i>inornata</i> , Jordan & Gilbert.....	73
<i>equatorialis</i> , Jordan & Bollman.....	74
<i>rosispinis</i> , Gill & Townsend.....	2751
<i>interrupta</i> , Gill & Townsend.....	2751
<i>parmifera</i> , Bean.....	74
<i>stellulata</i> , Jordan & Gilbert.....	75
<i>aleutica</i> , Gilbert.....	75
<i>trachura</i> , Gilbert.....	75
<i>abyssicola</i> , Gilbert.....	76
Family <i>Narcobatidae</i> .....	76
Genus <i>Tetronarce</i> , Gill.....	77
<i>occidentalis</i> (Storer).....	77
<i>californica</i> (Ayles).....	77
Genus <i>Narcine</i> , Henle.....	78
<i>brasiliensis</i> (Ölfers).....	78
<i>entemedor</i> , Jordan & Starks.....	2752
Genus <i>Discopyge</i> , Tschudi.....	78
<i>ommata</i> , Jordan & Gilbert.....	78
SUBORDER MASTIGURA.....	79
Family <i>Dasyatidae</i> .....	79
Genus <i>Urolophus</i> , Müller & Henle.....	79
<i>halleri</i> , Cooper.....	80
<i>nebulosus</i> , Garman.....	80
<i>umbriifer</i> , Jordan & Starks.....	2752
<i>jamaicensis</i> (Cuvier).....	81
<i>mundus</i> (Gill).....	81; 2752
<i>goodei</i> , Jordan & Bollman.....	81
<i>aspidurus</i> , Jordan & Gilbert.....	81
<i>rogersi</i> , Jordan & Starks.....	2752
Genus <i>Dasyatis</i> , Rafinesque.....	82
Subgenus <i>Hemistrygon</i> , Müller & Henle.....	83
<i>centrura</i> (Mitchill).....	83
Subgenus <i>Dasyatis</i> .....	83
<i>hastata</i> (De Kay).....	83
<i>gymnura</i> (Müller).....	84
<i>sabina</i> (Le Sueur).....	84
<i>longa</i> , Garman.....	85
<i>dipterura</i> , Jordan & Gilbert.....	85
<i>say</i> (Le Sueur).....	86
Genus <i>Pteroplatea</i> , Müller & Henle.....	86
<i>maclura</i> (Le Sueur).....	86
<i>crebrispunctata</i> , Peters.....	87
<i>marmorata</i> , Cooper.....	87
<i>rava</i> , Jordan & Starks.....	2754
Family <i>Myliobatidae</i> .....	87
Genus <i>Aetobatus</i> , Blainville.....	88
<i>nariuari</i> (Euphrasen).....	88

	Page.
CLASS PISCES—Continued.	
SUBCLASS SELACHII—Continued.	
ORDER BATOIDEI—Continued.	
SUBORDER MASTICURA—Continued.	
Family <i>Myliobatidæ</i> —Continued.	
Genus <i>Myliobatis</i> , Duméril .....	89
Subgenus <i>Myliobatis</i> .....	89
<i>freminvillei</i> , Le Sueur.....	89
Subgenus <i>Holorhinus</i> , Gill.....	89
<i>californicus</i> , Gill.....	89
<i>asperrimus</i> , Gilbert.....	2754
<i>goodei</i> , Garman.....	2755
Genus <i>Rhinoptera</i> , Kuhl.....	90
Subgenus <i>Rhinoptera</i> .....	90
<i>bonasus</i> (Mitchill).....	90
<i>steindachneri</i> , Evermann & Jenkins.....	91
Subgenus <i>Micromesurus</i> , Gill.....	91
<i>ensenadae</i> , Rosa Smith.....	91
Family <i>Aodontidæ</i> .....	91: 2756
Genus <i>Aodon</i> , Lacépède.....	91
<i>hypostomus</i> (Bancroft).....	92
Genus <i>Ceratobatis</i> , Boulenger.....	2756
<i>robertsii</i> , Boulenger.....	2756
Genus <i>Manta</i> , Bancroft.....	92
<i>birostris</i> (Walbaum).....	92
SUBCLASS HOLOCEPHALI.....	93
ORDER CHIMEROIDEI.....	93
Family <i>Chimæridæ</i> .....	93
Genus <i>Chimæra</i> , Linnaeus.....	94
<i>monstrosa</i> , Linnaeus.....	94
<i>affinis</i> , Capello.....	95
Genus <i>Hydrolagus</i> , Gill.....	95
<i>collei</i> (Lay & Bennett).....	95
Genus <i>Harriotta</i> , Goode & Bean.....	96
<i>raleighana</i> , Goode & Bean.....	96
SUBCLASS TELEOSTOMI.....	97
Series Ganoidei.....	100
Chondroganoidea.....	100
ORDER SELACHOSTOMI.....	100
Family <i>Polyodontidæ</i> .....	101
Genus <i>Polyodon</i> , Lacépède.....	101
<i>spathula</i> (Walbaum).....	101
ORDER CHONDROSTEI.....	102
Family <i>Acipenseridæ</i> .....	102
Genus <i>Acipenser</i> , Linnaeus.....	103
<i>transmontanus</i> , Richardson.....	104
<i>medirostris</i> , Ayres.....	104
<i>sturio</i> , Linnaeus.....	105
<i>rubicundus</i> , Le Sueur.....	106
<i>brevirostrum</i> , Le Sueur.....	106
Genus <i>Scaphirhynchus</i> , Heckel.....	107
<i>platyrhynchus</i> (Rafinesque).....	107
<i>Holostei</i> .....	107
ORDER RHOMBOGANOIDEA.....	108
Family <i>Lepistostridæ</i> .....	108
Genus <i>Lepisosteus</i> , Lacépède.....	109
Subgenus <i>Lepisosteus</i> .....	109
<i>osseus</i> (Linnaeus).....	109

CLASS PISCES—Continued.	Page.
SUBCLASS TELEOSTOMI—Continued.	
ORDER RHOMBOGANOIDEA—Continued.	
Family <i>Lepisosteidae</i> —Continued.	
Genus <i>Lepisostens</i> , Lacépède—Continued.	
Subgenus <i>Cylindrostens</i> , Rafinesque .....	110
<i>platostomus</i> , Rafinesque .....	110
Subgenus <i>Atractosteus</i> , Rafinesque .....	111
<i>tristoechus</i> (Bloch & Schneider) .....	111
<i>tropicus</i> (Gill) .....	111
ORDER CYCLOGANOIDEA .....	111
Family <i>Amiidae</i> .....	112
Genus <i>Amia</i> , Linnæus .....	112
<i>calva</i> , Linnæus .....	113
Series <i>Teleostei</i> .....	113
<i>Ostariophysi</i> .....	114
ORDER NEMATOGNATHI .....	114
Family <i>Siluridae</i> .....	115
Genus <i>Felichthys</i> , Swainson .....	116
<i>panamensis</i> (Gill) .....	117
<i>bagre</i> (Linnæus) .....	117
<i>pinnimaculatus</i> (Steindachner) .....	117
<i>eydouxii</i> (Cuvier & Valenciennes) .....	118
<i>filamentosus</i> , Swainson .....	118
<i>felis</i> (Linnæus) .....	118; 3197
<i>bahiensis</i> (Castelnau) .....	118
Genus <i>Galeichthys</i> , Cuvier & Valenciennes .....	122; 2770
Subgenus <i>Galeichthys</i> .....	2771
<i>lentiginosus</i> (Eigenmann & Eigenmann) .....	122; 2771
<i>peruanus</i> , Lütken .....	122; 2771
Subgenus <i>Hexanematichthys</i> , Bleeker .....	128; 2772
<i>milberti</i> (Cuvier & Valenciennes) .....	128; 3197
<i>seemanni</i> (Günther) .....	128; 2772
<i>gilberti</i> , Jordan & Williams .....	2773
<i>jordani</i> (Eigenmann & Eigenmann) .....	128; 2774
<i>azureus</i> , Jordan & Williams .....	2775
<i>cærulescens</i> (Günther) .....	129; 2776
<i>xenauchen</i> , Gilbert .....	2777
<i>guatemalensis</i> (Günther) .....	129; 2778
<i>surinamensis</i> (Bleeker) .....	129; 2780
<i>dasycephalus</i> (Günther) .....	130; 2780
<i>longicephalus</i> (Eigenmann & Eigenmann) .....	130; 2781
<i>rugispinis</i> (Cuvier & Valenciennes) .....	130; 2781
<i>labiatus</i> (Boulenger) .....	3137
<i>phrygiatus</i> (Cuvier & Valenciennes) .....	130; 2782
Genus <i>Sciadeichthys</i> , Bleeker .....	122
<i>trosceli</i> (Gill) .....	122
<i>emphysetus</i> (Müller & Troschel) .....	122
<i>temminckianus</i> (Cuvier & Valenciennes) .....	122
<i>flavescens</i> (Cuvier & Valenciennes) .....	123
<i>mesops</i> (Cuvier & Valenciennes) .....	123
<i>proops</i> (Cuvier & Valenciennes) .....	123
<i>passany</i> (Cuvier & Valenciennes) .....	124
<i>albicans</i> (Cuvier & Valenciennes) .....	124
Genus <i>Aspistor</i> , Jordan & Evermann .....	2763
<i>luniscutis</i> (Cuvier & Valenciennes) .....	125; 2763
Genus <i>Selenaspis</i> , Bleeker .....	124
<i>herzbergii</i> (Bloch) .....	124

	Page.
CLASS PISCES—Continued.	
SUBCLASS TELEOSTOMI—Continued.	
ORDER NEMATOGNATHI—Continued.	
Family <i>Siluridae</i> —Continued.	
Genus <i>Selenaspis</i> , Bleeker—Continued.	
<i>dowi</i> (Gill) . . . . .	125
<i>parkeri</i> (Traill) . . . . .	125; 2764
Genus <i>Netuma</i> , Bleeker . . . . .	126; 2764
Subgenus <i>Notarius</i> , Gill . . . . .	2764
<i>grandicassis</i> (Cuvier & Valenciennes) . . . . .	126; 2764
<i>stricticassis</i> (Cuvier & Valenciennes) . . . . .	126; 2765
Subgenus <i>Netuma</i> . . . . .	2765
<i>dubia</i> (Bleeker) . . . . .	126; 2765
<i>kessleri</i> (Steindachner) . . . . .	127; 2765
<i>insculpta</i> (Jordan & Gilbert) . . . . .	127; 2765
<i>planiceps</i> (Steindachner) . . . . .	127; 2766
<i>platypogon</i> (Güther) . . . . .	127; 2767
<i>oscula</i> (Jordan & Gilbert) . . . . .	127; 2768
<i>elattura</i> (Jordan & Gilbert) . . . . .	128; 2769
<i>insularum</i> , Flora Hartley Greene . . . . .	2770
Genus <i>Tachysurus</i> , Lacépède . . . . .	131; 2782
<i>nuchalis</i> (Günther) . . . . .	131; 2782
<i>fissus</i> (Cuvier & Valenciennes) . . . . .	131; 2782
<i>spixii</i> (Agassiz) . . . . .	131; 2783
<i>melanopus</i> (Günther) . . . . .	132; 2784
<i>festae</i> , Boulenger . . . . .	3138
<i>liropus</i> , Susan B. Bristol . . . . .	2784
<i>emmelane</i> , Gilbert . . . . .	2785
<i>furthii</i> (Steindachner) . . . . .	132; 2787
<i>variolosus</i> (Cuvier & Valenciennes) . . . . .	132; 2788
<i>multiradiatus</i> (Günther) . . . . .	132; 2788
Genus <i>Cathorops</i> , Jordan & Gilbert . . . . .	133; 2788
<i>hypophthalmus</i> (Steindachner) . . . . .	133; 2788
<i>gnulosus</i> (Eigenmann & Eigenmann) . . . . .	133
Genus <i>Ictalurus</i> , Rafinesque . . . . .	133; 2788
<i>furcatus</i> (Le Sueur) . . . . .	134; 2788
<i>auguilla</i> , Evermann & Keudall . . . . .	2788
<i>punctatus</i> (Rafinesque) . . . . .	134; 2788
<i>meridionalis</i> (Günther) . . . . .	135
Genus <i>Istlaricus</i> , Jordan & Snyder . . . . .	3138
<i>balsanus</i> , Jordan & Snyder . . . . .	3139
Genus <i>Ameiurus</i> , Rafinesque . . . . .	135
Subgenus <i>Haustor</i> , Jordan & Evermann . . . . .	137; 3197
<i>lacustris</i> (Walbaum) . . . . .	137
<i>lupus</i> (Girard) . . . . .	137
<i>catus</i> (Linnaeus) . . . . .	138
<i>pricei</i> (Rutter) . . . . .	2790
<i>dugesii</i> Bean . . . . .	138; 2789
<i>okeechobeensis</i> (Heilprin) . . . . .	138
Subgenus <i>Ameiurus</i> . . . . .	139
<i>erebennus</i> , Jordan . . . . .	139
<i>natalis</i> (Le Sueur) . . . . .	139
<i>vulgaris</i> (Thompson) . . . . .	140
<i>nebulosus</i> (Le Sueur) . . . . .	140
<i>catulus</i> (Girard) . . . . .	141
<i>marmoratus</i> (Holbrook) . . . . .	141
<i>melas</i> (Rafinesque) . . . . .	141
<i>platycephalus</i> (Girard) . . . . .	142

CLASS PISCES—Continued.	Page.
SUBCLASS TELEOSTOMI—Continued.	
ORDER NEMATOGNATHI—Continued.	
Family <i>Siluridae</i> —Continued.	
Genus <i>Ameiurus</i> , Rafinesque—Continued.	
Subgenus <i>Gronias</i> , Cope .....	142
<i>nigrilabris</i> (Cope) .....	142
Genus <i>Leptops</i> , Rafinesque .....	142
<i>olivaris</i> (Rafinesque) .....	143
Genus <i>Noturus</i> , Rafinesque .....	143
<i>flavus</i> , Rafinesque .....	144
Genus <i>Schilbeodes</i> , Bleeker .....	144
Subgenus <i>Schilbeodes</i> .....	146
<i>gyrinus</i> (Mitchill) .....	146
<i>leptacanthus</i> (Jordan) .....	146
Subgenus <i>Rabida</i> , Jordan & Evermann .....	146
<i>nocturnus</i> (Jordan & Gilbert) .....	146
<i>funeris</i> (Gilbert & Swain) .....	147
<i>exilis</i> (Nelson) .....	147
<i>insignis</i> (Richardson) .....	147
<i>gilberti</i> (Jordan & Evermann) .....	148
<i>eleutherus</i> (Jordan) .....	148
<i>miurus</i> (Jordan) .....	148
<i>furius</i> (Jordan & Meek) .....	149
Genus <i>Rhamdia</i> , Bleeker .....	149
Subgenus <i>Rhamdia</i> .....	150
<i>vagneri</i> (Günther) .....	150
Subgenus <i>Rhamdella</i> , Eigenmann & Eigenmann .....	151
<i>baronis-mulleri</i> (Troschel) .....	151
<i>motaguensis</i> (Günther) .....	151
<i>brachyptera</i> (Cope) .....	151
<i>salvini</i> (Günther) .....	152
<i>hypselurus</i> (Günther) .....	152
<i>laticauda</i> (Heckel) .....	152
<i>godmani</i> (Günther) .....	152
<i>guatemalensis</i> (Günther) .....	152
<i>nicaraguensis</i> (Günther) .....	152
<i>microptera</i> (Günther) .....	153
<i>managuensis</i> (Günther) .....	153
<i>polycaulus</i> (Günther) .....	153
<i>petenensis</i> (Günther) .....	153
<i>parryi</i> (Eigenmann) .....	153
Genus <i>Pimelodella</i> , Eigenmann & Eigenmann .....	153
<i>chagresi</i> (Steindachner) .....	154
<i>modesta</i> (Günther) .....	154
Genus <i>Pimelodus</i> , Lacépède .....	154
<i>maculatus</i> , Lacépède .....	155
Family <i>Loricariidae</i> .....	155
Genus <i>Loricaria</i> , Linnæus .....	156
Subgenus <i>Hemiodon</i> , Kner .....	157
<i>panamensis</i> , Eigenmann & Eigenmann .....	157
Subgenus <i>Sturisona</i> , Swainson .....	157
<i>rostrata</i> , Spix .....	157
Subgenus <i>Rineloricaria</i> , Bleeker .....	158
<i>lima</i> , Kner .....	158
<i>bransfordi</i> , Gill .....	158
Subgenus <i>Parahemiodon</i> , Bleeker .....	158
<i>uracantha</i> , Kner & Steindachner .....	158

	Page.
CLASS PISCES—Continued.	
SUBCLASS TELEOSTOMI—Continued.	
ORDER NEMATOGNATHI—Continued.	
Family Loricariidae—Continued.	
Genus Loricaria, Linnaeus—Continued.	
Subgenus Loricaria .....	159
variegata, Steindachner .....	159
Genus Hemiaucistrus, Bleeker .....	159
guacharote (Cuvier & Valenciennes).....	159
aspidolepis (Günther).....	159
Genus Chaetostomus, Kner .....	160
fischeri, Steindachner.....	160
Genus Ancistrus, Kner .....	160
chagresi, Eigenmann & Eigenmann.....	160
ORDER PLECTOSPONDYLI .....	160
SUBORDER EVENTOGNATHI .....	161
Family Catostomidae .....	161
Genus Ictiobus, Rafinesque .....	163
Subgenus Sclerognathus, Cuvier & Valenciennes.....	163
cyprinella (Cuvier & Valenciennes) .....	163
Subgenus Ictiobus .....	164
urus (Agassiz) .....	164
meridionalis (Günther) .....	164
bubalus (Rafinesque) .....	164
Genus Carpiodes, Rafinesque .....	165
carpio (Rafinesque) .....	166
difformis, Cope .....	166
thompsoni, Agassiz .....	167
velifer (Rafinesque) .....	167
cyprinus (Le Sueur).....	168
Genus Cycleptus, Rafinesque.....	168
elongatus (Le Sueur).....	168
Genus Pantosteus, Cope .....	169
arizonae, Gilbert .....	170
generosus (Girard).....	170
plebeius (Baird & Girard).....	170
delphinus (Cope).....	171
guzmaniensis (Girard) .....	171
jordani, Evermann .....	171
aræopus (Jordan) .....	172
clarki (Baird & Girard) .....	172
Genus Catostomus, Le Sueur .....	173
Subgenus Catostomus .....	174
latipinnis, Baird & Girard .....	174; 2790
discobolus, Cope .....	175; 2791
griseus (Girard) .....	175
retropinnis, Jordan .....	2791
pocatello, Gilbert & Evermann .....	175
catostomus (Forster) .....	176
rimiculus, Gilbert & Snyder .....	2792
snyderi, Gilbert .....	2792
tahoensis, Gill & Jordan .....	177
Subgenus Decactylus, Rafinesque.....	177
occidentalis, Ayres.....	178; 2792
tsilteosensis, Evermann & Meek .....	2793
bernardini, Girard.....	178
macrocheilus, Girard .....	178
commersonii, Lacépède.....	178
ardens, Jordan & Gilbert.....	179

	Page.
CLASS PISCES—Continued.	
SUBCLASS TELEOSTOMI—Continued.	
ORDER PLECTOSPONDYLI—Continued.	
SUBORDER EVENTOGNATHI—Continued.	
Family <i>Catostomidae</i> —Continued.	
Genus <i>Catostomus</i> , Le Sueur—Continued.	
Subgenus <i>Decactylus</i> , Rafinesque—Continued.	
<i>gila</i> , Kirsch .....	180
<i>insignis</i> , Baird & Girard .....	180
Subgenus <i>Hypentelium</i> , Rafinesque.....	181
<i>nigricans</i> , Le Sueur .....	181
<i>rhothæcus</i> , Thoburn .....	181
Genus <i>Deltistes</i> , Seale.....	2794
<i>luxatus</i> (Cope) .....	183; 2794
Genus <i>Chasmistes</i> .....	182
<i>fecundus</i> (Cope & Yarrow).....	180; 2794
<i>liorus</i> , Jordan .....	183
<i>cujus</i> , Cope.....	183
<i>brevirostris</i> , Cope .....	183
<i>stomias</i> , Gilbert .....	2794
<i>copei</i> , Evermann & Meek .....	2795
Genus <i>Xyrauchen</i> , Eigenmann & Kirsch.....	184
<i>cypho</i> (Lockington).....	184
<i>uncompahgre</i> , Jordan & Evermann .....	184
Genus <i>Erimyzon</i> , Jordan.....	185
<i>sucetta</i> (Lacépède).....	185
<i>oblongus</i> (Mitchill).....	186
Genus <i>Minytrema</i> , Jordan .....	186
<i>melanops</i> (Rafinesque) .....	187
Genus <i>Moxostoma</i> , Rafinesque .....	187
<i>papillosum</i> (Cope).....	189
<i>anisurum</i> (Rafinesque) .....	190
<i>collapsum</i> (Cope).....	190
<i>bucco</i> (Cope) .....	190
<i>pidiense</i> (Cope) .....	191
<i>coregonus</i> (Cope).....	191
<i>album</i> (Cope).....	191
<i>thalassinum</i> (Cope) .....	191
<i>congestum</i> (Baird & Girard) .....	192
<i>austrinum</i> , Bean.....	192
<i>aureolum</i> (Le Sueur).....	192
<i>robustum</i> (Cope) .....	193
<i>macrolepidotum</i> (Le Sueur) .....	193
<i>crassilabre</i> (Cope).....	194
<i>lesueurii</i> (Richardson).....	194
<i>breviceps</i> (Cope) .....	196
<i>conus</i> (Cope) .....	196
<i>pecilurum</i> (Jordan).....	196
<i>rupiscartes</i> , Jordan & Jenkins .....	196
<i>cervinum</i> (Cope) .....	197
Genus <i>Placopharynx</i> , Cope.....	197
<i>duquesnii</i> (Le Sueur) .....	198
Genus <i>Lagochila</i> , Jordan & Brayton .....	198
<i>lacera</i> , Jordan & Brayton .....	199
Family <i>Cyprinidae</i> .....	199
Genus <i>Campostoma</i> , Agassiz.....	204
<i>ornatum</i> , Girard .....	205; 2796
<i>anomalum</i> (Rafinesque) .....	205
<i>formosulum</i> , Girard .....	206

	Page.
CLASS PISCES—Continued.	
SUBCLASS TELEOSTOMI—Continued.	
ORDER PLECTOSPONDYLI—Continued.	
SUBORDER EVENTOGNATHI—Continued.	
Family Cyprinidæ—Continued.	
Genus <i>Orthodon</i> , Girard .....	206
<i>microlepidotus</i> (Ayres) .....	207
Genus <i>Oxygeneum</i> , Forbes .....	207
<i>pulverulentum</i> , Forbes .....	207
Genus <i>Acrocheilus</i> , Agassiz .....	207
<i>alutaceus</i> , Agassiz & Pickering .....	208
Genus <i>Lavinia</i> , Girard .....	208
<i>exilicauda</i> , Baird & Girard .....	209
Genus <i>Chrosomus</i> , Rafinesque .....	209
<i>erythrogaster</i> , Rafinesque .....	209
<i>eos</i> (Cope) .....	210
<i>dakotensis</i> , Evermann & Cox .....	210
<i>oreas</i> , Cope .....	211
Genus <i>Algansea</i> , Girard .....	211
<i>tincella</i> (Cuvier & Valenciennes) .....	211
<i>lacustris</i> , Steindachner .....	2140
<i>tarascorum</i> , Steindachner .....	2796
<i>dugesi</i> , Bean .....	211
<i>sallæi</i> (Günther) .....	212
Genus <i>Hybognathus</i> , Agassiz .....	212
Subgenus <i>Hybognathus</i> .....	213
<i>nuchalis</i> , Agassiz .....	213
<i>argyritis</i> , Girard .....	214
<i>hayi</i> , Jordan .....	214
Subgenus <i>Dionda</i> , Girard .....	214
<i>serena</i> (Girard) .....	214
<i>episcopa</i> (Girard) .....	214
<i>nubila</i> (Forbes) .....	215
<i>amara</i> (Girard) .....	215
<i>melanops</i> (Girard) .....	216
<i>plumbea</i> (Girard) .....	216
Genus <i>Pimephales</i> , Rafinesque .....	216
<i>promelas</i> , Rafinesque .....	217
<i>maculosus</i> (Girard) .....	217
<i>confertus</i> (Girard) .....	217
<i>notatus</i> (Rafinesque) .....	218
Genus <i>Mylopharodon</i> , Ayres .....	218
<i>conocephalus</i> (Baird & Girard) .....	219
Genus <i>Mylocheilus</i> , Agassiz .....	219
<i>caurinus</i> (Richardson) .....	219
Genus <i>Stypodon</i> , Garman .....	220
<i>signifer</i> , Garman .....	220
Genus <i>Semotilus</i> , Rafinesque .....	220
Subgenus <i>Leucosomus</i> , Heckel .....	221
<i>corporalis</i> (Mitchill) .....	221
Subgenus <i>Semotilus</i> .....	222
<i>atromaculatus</i> (Mitchell) .....	222
<i>thoreauianus</i> (Jordan) .....	223
Genus <i>Pogonichthys</i> , Girard .....	223
<i>macrolepidotus</i> (Ayres) .....	223
Genus <i>Ptychocheilus</i> , Agassiz .....	224
<i>oregonensis</i> (Richardson) .....	224
<i>grandis</i> (Ayres) .....	225; 2796
<i>lucius</i> , Girard .....	225



CLASS PISCES—Continued.	Page.
SUBCLASS TELEOSTOMI—Continued.	
ORDER PLECTOSPONDYLI—Continued.	
SUBORDER EVENTOGNATHI—Continued.	
Family Cyprinidae—Continued.	
Genus <i>Gila</i> , Baird & Girard.....	226
<i>elegans</i> , Baird & Girard.....	226
<i>robusta</i> , Baird & Girard.....	227
<i>seminuda</i> , Cope & Yarrow.....	228
Genus <i>Leuciscus</i> , Cuvier.....	228
Subgenus <i>Siboma</i> , Girard.....	231
<i>crassicauda</i> (Baird & Girard).....	231
Subgenus <i>Tigoma</i> , Girard.....	231
<i>conformis</i> (Baird & Girard).....	231
<i>bicolor</i> (Girard).....	232
<i>lineatus</i> (Girard).....	232
<i>nigrescens</i> (Girard).....	233
<i>purpureus</i> (Girard).....	234
<i>intermedius</i> (Girard).....	235
<i>niger</i> (Cope).....	235
<i>alicie</i> (Jouy).....	236
Subgenus <i>Cheonda</i> , Girard.....	236
<i>cooperi</i> (Girard).....	236
<i>humboldti</i> (Girard).....	236
<i>egregius</i> (Girard).....	237
<i>hydrophlox</i> (Cope).....	238
Subgenus <i>Richardsonius</i> , Girard.....	238
<i>balteatus</i> (Richardson).....	238
<i>siuslawi</i> , Evermann & Meek.....	2797
Subgenus <i>Clinostomus</i> , Girard.....	239
<i>vandoisulus</i> , Cuvier & Valenciennes.....	239
<i>elongatus</i> (Kirtland).....	240
<i>nachtriebi</i> , Cox.....	2798
Subgenus <i>Phoxinus</i> , Rafinesque.....	240
<i>neogæus</i> (Cope).....	240
<i>margarita</i> (Cope).....	241
<i>oreutti</i> (Eigenmann & Eigenmann).....	241
Subgenus <i>Hemitremia</i> , Cope.....	242
<i>milnerianus</i> (Cope).....	242
<i>flammeus</i> (Jordan & Gilbert).....	242
Subgenus <i>Iotichthys</i> , Jordan & Evermann.....	243
<i>phlegethontis</i> (Cope).....	243
Genus <i>Rutilus</i> , Rafinesque.....	243
<i>olivaceus</i> (Cope).....	244
<i>bicolor</i> (Girard).....	244
<i>symmetricus</i> (Baird & Girard).....	245
<i>boucardi</i> (Günther).....	247
Genus <i>Opsopæodus</i> , Hay.....	247
Subgenus <i>Opsopæodus</i> .....	248
<i>osculus</i> , Evermann.....	248
<i>emilie</i> , Hay.....	248
<i>megalops</i> (Forbes).....	248
Subgenus <i>Opsopæa</i> , Jordan & Evermann.....	249
<i>bollmani</i> , Gilbert.....	249
Genus <i>Abramis</i> , Cuvier.....	249
Subgenus <i>Notemigonus</i> , Rafinesque.....	250
<i>crysoleucas</i> (Mitchill).....	250
<i>bosci</i> (Cuvier & Valenciennes).....	251
<i>gardoneus</i> (Cuvier & Valenciennes).....	251

	Page.
CLASS PISCES—Continued.	
SUBCLASS TELEOSTOMI—Continued.	
ORDER PLECTOSPONDYLI—Continued.	
SUBORDER EVENTOGNATHI—Continued.	
Family Cyprinidae—Continued.	
Genus Cochlognathus, Baird & Girard .....	251
ornata, Baird & Girard .....	252
biguttata, Cope .....	252
Genus Cliola, Girard .....	252
vigilax (Baird & Girard) .....	253
smithii, Evermann & Cox .....	253
Genus Notropis, Rafinesque .....	254
Subgenus Aztecula, Jordan & Evermann .....	258; 2790
aztecus, Woolman .....	528
Subgenus Chriope, Jordan .....	258
bifrenatus (Cope) .....	258
jordani, Eigenmann & Eigenmann .....	259
maculatus (Hay) .....	259
anogenus, Forbes .....	259
cayuga, Meek .....	260
atrocaudalis, Evermann .....	260
heterodon (Cope) .....	261
calientis, Jordan & Snyder .....	3197
muskoka, Meek .....	3141
welaka, Evermann & Kendall .....	2799
Subgenus Alburnops, Girard .....	261
fretensis (Cope) .....	261
blennius (Girard) .....	261
buchanani, Meek .....	2800
sabinæ, Jordan & Gilbert .....	262
volucellus (Cope) .....	263
scylla (Cope) .....	263
proene (Cope) .....	264
rasconis, Jordan & Snyder .....	3141
nigrotaniatus (Günther) .....	264
kanawha, Jordan & Jenkins .....	264
braytoui, Jordan & Evermann .....	264
spectrunculus (Cope) .....	265
ozarcanus, Meek .....	265
chihuahua, Woolman .....	265
topeka, Gilbert .....	266
Subgenus Hudsonius, Girard .....	266
gilberti, Jordan & Meek .....	266
piptolepis (Cope) .....	266
simus (Cope) .....	267
longirostris (Hay) .....	267
unx, Evermann .....	267
nocomis, Evermann .....	268
shumardi (Girard) .....	268
ilicebrosus (Girard) .....	268
hudsonius (De Witt Clinton) .....	269
setene (Jordan) .....	269
amarns (Girard) .....	270
saludans (Jordan & Brayton) .....	270
Subgenus Codoma, Girard .....	270
ornatus (Girard) .....	270
Subgenus Moniana, Girard .....	271
formosus (Girard) .....	271
frigidus (Girard) .....	271

	Page.
CLASS PISCES—Continued.	
SUBCLASS TELEOSTOMI—Continued.	
ORDER PLECTOSPONDYLI—Continued.	
SUBORDER EVENTOGNATHI—Continued.	
Family Cyprinidæ—Continued.	
Genus <i>Notropis</i> , Rafinesque—Continued.	
Subgenus <i>Moniana</i> , Girard—Continued.	
<i>lutrensis</i> (Baird & Girard) .....	271
<i>proserpina</i> (Girard) .....	272
<i>callisema</i> (Jordan) .....	272
Subgenus <i>Cyprinella</i> , Girard .....	273
<i>lucalini</i> (Baird & Girard) .....	273
<i>indubundus</i> (Girard) .....	273
<i>macrostomus</i> (Girard) .....	274
<i>texasus</i> (Girard) .....	274
<i>notatus</i> (Girard) .....	274
<i>venustus</i> (Girard) .....	274
<i>cercostigma</i> (Cope) .....	275
<i>stigmaturus</i> (Jordan) .....	275
<i>trichroistius</i> (Jordan & Gilbert) .....	275
<i>callistius</i> (Jordan) .....	276
<i>eurystomus</i> (Jordan) .....	276
<i>cæruleus</i> (Jordan) .....	277
<i>niveus</i> (Cope) .....	277
<i>chloristius</i> (Jordan & Brayton) .....	278
<i>whiplii</i> (Girard) .....	278
<i>analostanus</i> (Girard) .....	279
<i>galacturus</i> (Cope) .....	279
<i>camurus</i> (Jordan & Meek) .....	279
<i>xænurus</i> (Jordan) .....	280
<i>hypselopterus</i> (Günther) .....	280
<i>pyrrhomelas</i> (Cope) .....	280
<i>garmani</i> , Jordan .....	281
Subgenus <i>Luxilus</i> , Rafinesque .....	281
<i>cornutus</i> (Mitchill) .....	281
<i>frontalis</i> (Agassiz) .....	283
<i>cyanens</i> (Cope) .....	283
<i>cerasinus</i> (Cope) .....	283
<i>albeolus</i> (Jordan) .....	283
<i>lacertosus</i> (Cope) .....	284
Subgenus <i>Hydrophlox</i> , Jordan .....	284
<i>macdonaldi</i> , Jordan & Jenkins .....	284
<i>coccogenis</i> (Cope) .....	284
<i>zonatus</i> (Agassiz) .....	285
<i>zonistius</i> (Jordan) .....	285
<i>rubricroceus</i> (Cope) .....	286
<i>chlorocephalus</i> (Cope) .....	286
<i>lutipinnis</i> (Jordan & Brayton) .....	286
<i>chamberlaini</i> , Evermann .....	2800
<i>chiliticus</i> (Cope) .....	287
<i>altipinnis</i> (Cope) .....	287
<i>rosus</i> (Jordan) .....	287
<i>chalybeus</i> (Cope) .....	288
<i>chromus</i> (Jordan) .....	288
<i>xænocephalus</i> (Jordan) .....	289
Subgenus <i>Oreula</i> , Jordan & Evermann .....	289; 3140
<i>orca</i> , Woolman .....	289
Subgenus <i>Notropis</i> .....	290
<i>arionmus</i> (Cope) .....	290

	Page.
CLASS PISCES—Continued.	
SUBCLASS TELEOSTOMI—Continued.	
ORDER PLECTOPONDYLI—Continued.	
SUBORDER EVENTOGNATHI—Continued.	
Family <i>Cyprinidae</i> —Continued.	
Genus <i>Notropis</i> , Rafinesque—Continued.	
Subgenus <i>Notropis</i> —Continued.	
<i>seabriceps</i> (Cope) .....	290
<i>jejunus</i> (Forbes) .....	290
<i>swaini</i> , Jordan .....	290
<i>amabilis</i> (Girard) .....	291
<i>lenciodus</i> (Cope) .....	291
<i>telescopus</i> (Cope) .....	292
<i>arcansanus</i> , Meek .....	292
<i>socius</i> (Girard) .....	292
<i>notemigonoides</i> , Evermann .....	292
<i>stilbius</i> , Jordan .....	293
<i>atherinoides</i> , Rafinesque .....	293
<i>arge</i> (Cope) .....	294
<i>dilectus</i> (Girard) .....	294
<i>louisianae</i> , Evermann .....	2801
<i>funneus</i> , Evermann .....	294
<i>rubrifrons</i> (Cope) .....	295
<i>photogenis</i> (Cope) .....	295
<i>amoenus</i> (Abbott) .....	296
<i>septicus</i> (Jordan & Gilbert) .....	296
<i>micropteryx</i> (Cope) .....	296
<i>metallicus</i> , Jordan & Meek .....	297
Subgenus <i>Lytthrurus</i> , Jordan .....	297
<i>bellus</i> (Hay) .....	297
<i>lirus</i> (Jordan) .....	297
<i>roseipinnis</i> , Hay .....	298
<i>umbratilis</i> (Girard) .....	298
<i>umbratilis</i> (Girard) .....	299
<i>atripes</i> (Jordan) .....	300
<i>lythrurus</i> (Jordan) .....	300
<i>cynocephalus</i> (Copeland) .....	300
<i>ardens</i> (Cope) .....	301
<i>fasciolaris</i> , Gilbert .....	301
<i>matutinus</i> (Cope) .....	301
<i>punctulatus</i> (Hay) .....	301
Genus <i>Xystrosus</i> , Jordan & Snyder .....	3142
<i>popoche</i> , Jordan & Snyder .....	3142
Genus <i>Ericymba</i> , Cope .....	302
<i>buccata</i> , Cope .....	302
Genus <i>Phenacobius</i> , Cope .....	302
<i>teretulus</i> , Cope .....	303
<i>mirabilis</i> (Girard) .....	303
<i>seopifer</i> (Cope) .....	303
<i>uranops</i> , Cope .....	304
<i>catostomus</i> Jordan .....	304
Genus <i>Evarra</i> , Woolman .....	304
<i>oigemauni</i> , Woolman .....	304
Genus <i>Faleula</i> , Jordan & Snyder .....	3143
<i>chayake</i> , Jordan & Snyder .....	3143
Genus <i>Tiaroga</i> , Girard .....	305
<i>cobitis</i> , Girard .....	305
Genus <i>Rhinichthys</i> , Agassiz .....	305
<i>cataracta</i> (Cuvier & Valenciennes) .....	306
<i>doleis</i> (Girard) .....	306

CLASS PISCES—Continued.	Page.
SUBCLASS TELEOSTOMI—Continued.	
ORDER PLECTOSPONDYLI—Continued.	
SUBORDER EVENTOGNATHI—Continued.	
Family Cyprinidae—Continued.	
Genus Rhinichthys, Agassiz—Continued.	
simus, Garman.....	307
atronasus (Mitchill) .....	307
croceus (Storer).....	308
lunatus (Cope).....	308
meleagrís (Agassiz).....	308
Genus Agosia, Girard.....	308
Subgenus Apocope, Cope.....	309
oscula (Girard).....	309
yarrowi, Jordan & Evermann.....	309
conesii (Yarrow).....	310
adobe, Jordan & Evermann.....	310
nevadensis (Gilbert).....	310
nubila (Girard).....	311
carringtonii (Cope).....	311
klamathensis, Evermann & Meek.....	314
velifera (Gilbert).....	312
umatilla, Gilbert & Evermann.....	313
falcata, Eigenmann & Eigenmann.....	313
Subgenus Agosia.....	313
chrysogaster, Girard.....	313
Genus Hybopsis, Agassiz.....	314
Subgenus Erinystax, Jordan.....	315
tetranemus, Gilbert.....	315
æstivalis (Girard).....	316
marconis, Jordan & Gilbert.....	316
hyostomus (Gilbert).....	316
gelidus (Girard).....	316
meeki, Jordan & Evermann.....	317
montanus, Meek.....	317
cumingii (Günther).....	318
monacus (Cope).....	318
dissimilis (Kirtland).....	318
watauga, Jordan & Evermann.....	319
Subgenus Hybopsis.....	319
labrosus (Cope).....	319
hypsinotus (Cope).....	320
rubrifrons (Jordan).....	320
amblops (Rafinesque).....	320
storerianus (Kirtland).....	321
Subgenus Yuriria, Jordan & Evermann.....	321
altus (Jordan).....	321
Subgenus Nocomis, Girard.....	322
kentuckiensis (Rafinesque).....	322
Genus Coesius, Jordan.....	323
squamilentus (Cope).....	323
plumbens (Agassiz).....	323
dissimilis (Girard).....	324
greeni, Jordan.....	324
adustus, Woolman.....	325
Genus Platygobio, Gill.....	325
physignathus (Cope).....	325
gracilis (Richardson).....	326
pallidus, Forbes.....	326

CLASS PISCES—Continued.	Page.
SUBCLASS TELEOSTOMI—Continued.	
ORDER PLECTOSPONDYLI—Continued.	
SUBORDER EVENTOGNATHI—Continued.	
Family Cyprinidæ—Continued.	
Genus Exoglossum, Rafinesque .....	327
maxillingua (Le Sueur) .....	327
Genus Lepidomeda, Cope .....	328
vittata, Cope .....	328
jarrovii, Cope .....	328
Genus Meda, Girard .....	328
fulgida, Girard .....	329
Genus Plagopterus, Cope .....	329
argentsimus, Cope .....	329
SUBORDER HETEROGNATHI.....	329
Family Erythrinidæ.....	330
Genus Macrodon, Müller .....	330
microlepis, Günther.....	330
Family Characinidæ.....	331
Genus Curimata (Cuvier) Cloquet .....	332
magdalene, Steindachner .....	332
Genus Piabueina, Cuvier & Valenciennes .....	332
panamensis, Gill .....	332
festæ, Boulenger .....	345
Genus Tetragonopterus, Cuvier .....	333
Subgenus Astyanax, Baird & Girard .....	333
aeneus, Günther.....	333
rutilus, Jenyns .....	334
panamensis, Günther .....	334
microphthalmus, Günther .....	334
erstedii, Kröyer.....	334
petenensis, Günther.....	335
scabripinnis, Jenyns .....	335
humilis, Günther .....	335
brevimanus, Günther .....	335
mexicanus, Filippi .....	335
argentatus (Baird & Girard) .....	336
Genus Brycon, Müller & Troschel.....	337
Subgenus Chalcinopsis, Kner .....	337
dentex, Günther .....	337
striatulus (Kner) .....	337
Genus Gasteropelecus (Gronow) Pallas.....	337
maculatus, Steindachner.....	338
Genus Reboides, Günther .....	338
guatemalensis (Günther).....	338
Genus Bramocharax, Gill.....	338
bransfordi, Gill.....	339
Genus Luciocharax, Steindachner .....	339
insculptus, Steindachner.....	339
SUBORDER GYMNOTI .....	339
Family Gymnotidæ .....	340
Genus Giton, Kaup .....	340
fasciatus (Pallas) .....	340
Genus Eigenmannia, Jordan & Evermann.....	341
humboldti (Steindachner) .....	341
ORDER SYMBRANCHIA.....	341
Family Symbranchidæ.....	342
Genus Symbranchus, Bloch.....	342
marmoratus, Bloch .....	342

CLASS PISCES—Continued.	Page.
SUBCLASS TELEOSTOMI—Continued.	
ORDER CARENCELYL.....	343
Family <i>Derichthyidae</i> .....	343
Genus <i>Derichthys</i> , Gill.....	343
<i>serpentinus</i> , Gill.....	343
ORDER APODES.....	344
SUBORDER ENCHELYCEPHALI.....	346
Family <i>Anguillidae</i> .....	346
Genus <i>Anguilla</i> , Shaw.....	347
<i>chrysypa</i> , Rafinesque.....	348
Family <i>Simenchelyidae</i> .....	348
Genus <i>Simenchelys</i> , Gill.....	349
<i>parasiticus</i> , Gill.....	349
Family <i>Ilyophidae</i> .....	349
Genus <i>Ilyophis</i> , Gilbert.....	349
<i>brunneus</i> , Gilbert.....	350
Family <i>Synaphobranchidae</i> .....	350
Genus <i>Synaphobranchus</i> , Johnson.....	351
<i>pinnatus</i> (Gronow).....	351
Genus <i>Histiobranchus</i> , Gill.....	351
<i>bathybius</i> , Günther.....	352
<i>infernalis</i> , Gill.....	352
Family <i>Leptocephalidae</i> .....	352
Genus <i>Leptocephalus</i> (Gronow) Scopoli.....	353
<i>conger</i> (Linnaeus).....	354
<i>caudilimbatus</i> (Poey).....	355
Genus <i>Congrellus</i> , Ogilby.....	355; 2801
<i>balearicus</i> (De la Roche).....	356
<i>macrurus</i> (Gilbert).....	356
<i>prorigera</i> (Gilbert).....	357
<i>nitens</i> (Jordan & Bollman).....	357
<i>flavus</i> (Goode & Bean).....	357
Genus <i>Uroconger</i> , Kaup.....	358
<i>vicinus</i> , Vaillant.....	358
Family <i>Muraenesocidae</i> .....	358
Genus <i>Muraenesox</i> , McClelland.....	359
Subgenus <i>Muraenesox</i> .....	359
<i>coniceps</i> , Jordan & Gilbert.....	359
<i>savanna</i> (Cuvier).....	360
Genus <i>Xenomystax</i> , Gilbert.....	360
<i>atrarius</i> , Gilbert.....	361
Genus <i>Hoplunnis</i> , Kaup.....	361
<i>schmidti</i> , Kaup.....	361
<i>diomedianus</i> , Goode & Bean.....	361
Genus <i>Neoconger</i> , Girard.....	362
<i>mucronatus</i> , Girard.....	362
<i>vermiformis</i> , Gilbert.....	362
Genus <i>Leptoconger</i> , Poey.....	362
<i>perlongus</i> (Poey).....	363
Genus <i>Stilbiscus</i> , Jordan & Bollman.....	363
<i>edwardi</i> , Jordan & Bollman.....	363
Genus <i>Gordiichthys</i> , Jordan & Davis.....	363
<i>irretitus</i> , Jordan & Davis.....	363
Family <i>Nettastomidae</i> .....	364
Genus <i>Chlopsis</i> , Rafinesque.....	364
<i>equatorialis</i> , Gilbert.....	364
Genus <i>Venefica</i> , Jordan & Davis.....	365
<i>procera</i> , Goode & Bean.....	365

CLASS PISCES—Continued.	Page.
SUBCLASS TELEOSTOMI—Continued.	
ORDER APODES—Continued.	
SUBORDER ENCHELYCEPHALI—Continued.	
Family <i>Nemichthyidae</i> .....	366
Genus <i>Serrivomer</i> , Gill & Ryder.....	367
<i>beanii</i> , Gill & Ryder .....	367
Genus <i>Spinivomer</i> , Gill & Ryder.....	367
<i>goodei</i> , Gill & Ryder .....	367
Genus <i>Avocettia</i> , Jordan & Davis .....	367
<i>infans</i> (Günther) .....	367
<i>gilli</i> (Bean) .....	368; 2801
<i>elongata</i> (Gill & Ryder).....	369; 2802
Genus <i>Labichthys</i> , Gill & Ryder.....	368
<i>carinatus</i> , Gill & Ryder .....	368
Genus <i>Nemichthys</i> , Richardson .....	369
<i>scolopaceus</i> , Richardson .....	369
<i>avocetta</i> , Jordan & Gilbert .....	369
Family <i>Myridae</i> .....	370
Genus <i>Ahlia</i> , Jordan & Davis .....	370
<i>egmontis</i> (Jordan) .....	370
Genus <i>Myrophis</i> , Lütken .....	371
<i>punctatus</i> , Lütken .....	371
<i>vafer</i> , Jordan & Gilbert .....	372
Genus <i>Chilorhinus</i> , Lütken.....	372
<i>suenonii</i> , Lütken.....	372
Family <i>Ophichthyidae</i> .....	372
Genus <i>Sphagebranchus</i> , Bloch .....	373
<i>anguiformis</i> (Peters) .....	374
<i>selachops</i> (Jordan & Gilbert) .....	374
Genus <i>Verma</i> , Jordan & Evermann .....	374
<i>kendalli</i> (Gilbert) .....	375
Genus <i>Letharchus</i> , Goode & Bean .....	375
<i>velifer</i> , Goode & Bean.....	375
Genus <i>Myrichthys</i> , Girard .....	375
<i>tigrinus</i> , Girard .....	376
<i>xysturus</i> , Jordan & Gilbert .....	2802
<i>pantostigmus</i> , Jordan & McGregor .....	2802
<i>oculatus</i> (Kaup) .....	376
<i>acuminatus</i> (Gronow).....	376
Genus <i>Pisoodonophis</i> , Kaup .....	377
<i>cruentifer</i> , Goode & Bean .....	377
<i>daspilotus</i> , Gilbert .....	2803
Genus <i>Callechelys</i> , Kaup .....	378
<i>muræna</i> , Jordan & Evermann.....	378
Genus <i>Bascanichthys</i> , Jordan & Davis .....	378
<i>scuticaris</i> (Goode & Bean) .....	378
<i>peninsulae</i> (Gilbert).....	379
<i>bascanium</i> (Jordan).....	379
Genus <i>Quassiremus</i> , Jordan & Davis.....	380
<i>nothochir</i> (Gilbert) .....	380
<i>evionthas</i> (Jordan & Bollman) .....	380
Genus <i>Ophichthus</i> , Thunberg & Ahl .....	381
Subgenus <i>Cryptopterus</i> , Kaup .....	382
<i>puncticeps</i> (Kaup).....	382
Subgenus <i>Ophichthus</i> .....	382
<i>ophis</i> (Linnaeus).....	382; 2804
<i>retropinnis</i> (Eigenmann).....	383



	Page.
CLASS PISCES—Continued.	
SUBCLASS TELEOSTOMI—Continued.	
ORDER APODES—Continued.	
SUBORDER ENCHELYCEPHALI—Continued.	
Family <i>Ophichthyidae</i> —Continued.	
Genus <i>Ophichthus</i> , Thunberg & Ahl—Continued.	
Subgenus <i>Muraenopsis</i> , Kaup .....	383
<i>guttifer</i> (Bean & Dresel) .....	383
<i>ocellatus</i> (Le Sueur) .....	383
<i>triserialis</i> (Kaup) .....	384
Subgenus <i>Scytalophis</i> , Kaup .....	384
<i>gonesii</i> (Castelnau) .....	384
<i>zophochir</i> (Jordan & Gilbert) .....	385
<i>magnioculis</i> (Kaup) .....	385
<i>parilis</i> (Richardson) .....	386
Genus <i>Mystriophis</i> , Kaup .....	386
Subgenus <i>Echiopsis</i> , Kaup .....	386
<i>intertinctus</i> (Richardson) .....	386
Genus <i>Scytalichthys</i> , Jordan & Davis .....	387
<i>miurus</i> (Jordan & Gilbert) .....	387
Genus <i>Brachysomophis</i> , Kaup .....	387
<i>crocodilinus</i> (Bennett) .....	388
SUBORDER COLOCEPHALI .....	388
Family <i>Muraenidae</i> .....	388
Genus <i>Enchelycore</i> , Kaup .....	389
<i>nigricans</i> (Bonnaterre) .....	389
Genus <i>Pythonichthys</i> , Poey .....	390
<i>sanguineus</i> , Poey .....	390
Genus <i>Rabula</i> , Jordan & Davis .....	390
<i>aquæ-dulcis</i> (Cope) .....	390
<i>marmorea</i> (Valenciennes) .....	391
<i>panamensis</i> (Steindachner) .....	391
<i>longicauda</i> (Peters) .....	391
Genus <i>Lycodontis</i> , McClelland .....	392
Subgenus <i>Lycodontis</i> .....	393
<i>verilli</i> (Jordan & Gilbert) .....	393
<i>vicinus</i> (Castelnau) .....	394
<i>virescens</i> (Poey) .....	394
<i>polygonius</i> (Poey) .....	394
<i>moringa</i> (Cuvier) .....	395
<i>mordax</i> (Ayres) .....	395
<i>funebri</i> (Ranzani) .....	396
<i>sanctæ-helenæ</i> (Günther) .....	397
<i>castaneus</i> (Jordan & Gilbert) .....	396; 2804
<i>pictus</i> (Ahl) .....	2805
<i>dovii</i> (Günther) .....	397
<i>conspersus</i> (Poey) .....	397
<i>miliaris</i> (Kaup) .....	397
<i>elaboratus</i> (Poey) .....	398
<i>obscuratus</i> (Poey) .....	398
<i>jordani</i> , Evermann & Marsh .....	3145
<i>chlevastes</i> (Jordan & Gilbert) .....	398
Subgenus <i>Priodonophis</i> , Kaup .....	399
<i>ocellatus</i> (Agassiz) .....	399
<i>saxicola</i> (Jordan & Davis) .....	399
<i>nigromarginatus</i> (Girard) .....	399
Genus <i>Muraena</i> (Artedi), Linnaeus .....	400
<i>insularum</i> , Jordan & Davis .....	400

	Page.
CLASS PISCES—Continued.	
SUBCLASS TELEOSTOMI—Continued.	
ORDER APODES—Continued.	
SUBORDER COLOCEPHALI—Continued.	
Family <i>Muraenidae</i> —Continued.	
Genus <i>Muraena</i> (Artemi) Linnæus—Continued.	
<i>argus</i> (Steindachner).....	401
<i>clepsydra</i> , Gilbert.....	2805
<i>retifera</i> , Goode & Bean.....	401
<i>melanotis</i> (Kaup).....	401
<i>lentiginosa</i> , Jenyns.....	402
Genus <i>Echidna</i> , Forster.....	402
<i>nocturna</i> (Cope).....	402
<i>catenata</i> (Bloch).....	403
Genus <i>Uropterygius</i> , Rüppell.....	403
Subgenus <i>Scutica</i> , Jordan & Evermann.....	404
<i>necturus</i> (Jordan & Gilbert).....	404
Genus <i>Channomurana</i> , Richardson.....	404
<i>vittata</i> (Richardson).....	404
ORDER LYOMERI.....	404
Family <i>Saccopharyngidae</i> .....	405
Genus <i>Saccopharynx</i> , Mitchell.....	405
<i>ampullaceus</i> (Harwood).....	406
Family <i>Eurypharyngidae</i> .....	406
Genus <i>Gastrostomus</i> , Gill & Ryder.....	406
<i>bairdii</i> , Gill & Ryder.....	406
ORDER ISOSPONDYLI.....	407
Family <i>Elopidae</i> .....	408
Genus <i>Tarpon</i> , Jordan & Evermann.....	409
<i>atlanticus</i> (Cuvier & Valenciennes).....	409
Genus <i>Elops</i> , Linnæus.....	409
<i>saurus</i> , Linnæus.....	410
Family <i>Albulidae</i> .....	410
Genus <i>Albula</i> (Gronow) Scopoli.....	411; 2807
<i>vulpes</i> (Linnæus).....	411
Family <i>Hiodontidae</i> .....	412
Genus <i>Hiodon</i> , Le Sueur.....	412
Subgenus <i>Amphiodon</i> , Rafinesque.....	413
<i>alosooides</i> (Rafinesque).....	413
Subgenus <i>Hiodon</i> .....	413
<i>tergisus</i> , Le Sueur.....	413
<i>selenops</i> , Jordan & Bean.....	414
Family <i>Chanidae</i> .....	414
Genus <i>Chanos</i> , Lacépède.....	414
<i>chanos</i> (Forskål).....	414
Family <i>Dorosomidae</i> .....	415
Genus <i>Dorosoma</i> , Rafinesque.....	415
<i>cepedianum</i> (Le Sueur).....	416
<i>exile</i> , Jordan & Gilbert.....	416
<i>mexicanum</i> (Günther).....	416
<i>petenense</i> (Günther).....	417
Genus <i>Signalosa</i> , Evermann & Kendall.....	2809
<i>achafalaya</i> , Evermann & Kendall.....	2809
Family <i>Clupeidae</i> .....	417
Genus <i>Jenkinsia</i> , Jordan & Evermann.....	418
<i>acuminata</i> (Gilbert).....	419
<i>lamprotænia</i> (Gosse).....	419
<i>stolifera</i> (Jordan & Gilbert).....	419

CLASS PISCES—Continued.	Page.
SUBCLASS TELEOSTOMI—Continued.	
ORDER ISOSPONDYLI—Continued.	
Family Clupeidae—Continued.	
Genus <i>Etrumeus</i> , Bleeker .....	419
<i>sadina</i> (Mitchill) .....	420
Genus <i>Perkinsia</i> , Rosa Smith Eigenmann .....	420
<i>othonops</i> , R. S. Eigenmann .....	420
Genus <i>Clupea</i> (Artedi) Linnæus .....	421
<i>harengus</i> , Linnæus .....	421
<i>pallasii</i> , Cuvier & Valenciennes .....	422
Genus <i>Clupanodon</i> , Lacépède .....	422
<i>cæruleus</i> (Girard) .....	423
<i>pseudohispanicus</i> (Poey) .....	423
Genus <i>Pomolobus</i> , Rafinesque .....	424
<i>chrysochloris</i> , Rafinesque .....	425
<i>mediocris</i> , Mitchill .....	425
<i>pseudoharengus</i> (Wilson) .....	426
<i>æstivalis</i> (Mitchill) .....	426
Genus <i>Alosa</i> , Cuvier .....	427
<i>sapidissima</i> (Wilson) .....	427
<i>alabamæ</i> , Jordan & Evermann .....	2810
Genus <i>Sardinella</i> , Cuvier & Valenciennes .....	428
Subgenus <i>Sardinella</i> .....	429
<i>anchovia</i> (Cuvier & Valenciennes) .....	429
<i>clupeola</i> (Cuvier & Valenciennes) .....	429
<i>apicalis</i> (Müller & Troschel) .....	429
<i>bishopi</i> (Müller & Troschel) .....	430
Subgenus <i>Harengula</i> , Cuvier & Valenciennes .....	430
<i>sardina</i> (Poey) .....	430
<i>macrophthalmus</i> (Ranzani) .....	430
<i>thrissina</i> (Jordan & Gilbert) .....	430
<i>humeralis</i> (Cuvier & Valenciennes) .....	431
Subgenus <i>Lile</i> , Jordan & Evermann .....	431
<i>stolifera</i> (Jordan & Gilbert) .....	431
Genus <i>Opisthonema</i> , Gill .....	432
<i>oglinum</i> (Le Sueur) .....	432
<i>libertate</i> (Günther) .....	433
Genus <i>Brevoortia</i> , Gill .....	433
<i>tyrannus</i> (Latrobe) .....	433
<i>aurea</i> (Agassiz) .....	434
<i>brevicaudata</i> , Goode .....	434
<i>patronus</i> , Goode .....	434
Genus <i>Chirocentron</i> , Günther .....	435
<i>tæniatus</i> , Günther .....	435
Genus <i>Ilisha</i> , Gray .....	435
<i>flavipinnis</i> (Valenciennes) .....	435
<i>bleekeriana</i> (Poey) .....	436
<i>furthi</i> (Steindachner) .....	436
Genus <i>Opisthopecterus</i> , Gill .....	436
<i>lutipinnis</i> (Jordan & Gilbert) .....	437
<i>dovii</i> (Günther) .....	437
<i>macrops</i> (Günther) .....	437
Genus <i>Odontognathus</i> , Lacépède .....	437
<i>mucronata</i> , Lacépède .....	438
<i>panamensis</i> (Steindachner) .....	438
Genus <i>Pristigaster</i> , Cuvier .....	438
<i>cayanus</i> , Cuvier .....	438

CLASS PISCES—Continued.	Page.
SUBCLASS TELEOSTOMI—Continued.	
ORDER ISOSPONDYLI—Continued.	
Family <i>Engraulidae</i> .....	439
Genus <i>Stolephorus</i> , Lacépède.....	439
<i>miarchus</i> , Jordan & Gilbert.....	441
<i>perfasciatus</i> (Poey).....	441
<i>exiguus</i> , Jordan & Gilbert.....	442
<i>cubanus</i> (Poey).....	442
<i>perthecatus</i> , Goode & Bean.....	442
<i>ischanus</i> , Jordan & Gilbert.....	442
<i>brownii</i> (Gmelin).....	443
<i>cultratus</i> , Gilbert.....	443
<i>delicatissimus</i> (Girard).....	444
<i>chaerostomus</i> (Goode).....	444
<i>argyrophanus</i> (Cuvier & Valenciennes).....	444
<i>curtus</i> , Jordan & Gilbert.....	445
<i>opercularis</i> , Jordan & Gilbert.....	445
<i>mitchilli</i> (Cuvier & Valenciennes).....	446
<i>lucidus</i> , Jordan & Gilbert.....	446
<i>rastralis</i> , Gilbert & Pierson.....	2811
<i>mundeolus</i> , Gilbert & Pierson.....	2812
<i>naso</i> , Gilbert & Pierson.....	2813
<i>starksi</i> , Gilbert & Pierson.....	2813
<i>clupeoides</i> (Swainson).....	447
<i>productus</i> (Poey).....	447
<i>gilberti</i> , Evermann & Marsh.....	3146
<i>garmani</i> , Evermann & Marsh.....	3146
<i>compressus</i> (Girard).....	447
<i>panamensis</i> (Steindachner).....	448
<i>spinifer</i> (Cuvier & Valenciennes).....	448
<i>sciofieldi</i> , Jordan & Culver.....	2814
<i>astilbe</i> , Jordan & Rutter.....	2815
<i>robertsi</i> , Jordan & Rutter.....	2815
<i>macrolepidotus</i> (Kner & Steindachner).....	449: 2815
Genus <i>Engraulis</i> , Cuvier.....	448
<i>mordax</i> , Girard.....	448
Genus <i>Cetengraulis</i> , Günther.....	450
<i>mysticetus</i> (Günther).....	450
<i>edentulus</i> (Cuvier).....	450
<i>engymer</i> , Gilbert & Pierson.....	2815
Genus <i>Pterengraulis</i> , Günther.....	450
<i>atherinoides</i> (Linnaeus).....	450
Genus <i>Lycengraulis</i> , Günther.....	451
<i>grossidens</i> (Cuvier).....	451
<i>poeyi</i> (Kner & Steindachner).....	445: 2811
Family <i>Alepocephalidae</i> .....	451
Genus <i>Alepocephalus</i> , Risso.....	452
<i>productus</i> , Gill.....	452
<i>agassizii</i> , Goode & Bean.....	453
<i>tenebrosus</i> , Gilbert.....	453
Genus <i>Mitchillina</i> , Jordan & Evermann.....	453
<i>bairdii</i> (Goode & Bean).....	454
Genus <i>Bathytroctes</i> , Günther.....	454
<i>stomias</i> , Gilbert.....	454
Genus <i>Talismania</i> , Goode & Bean.....	455
<i>antillarum</i> , Goode & Bean.....	455
<i>æquatoris</i> , Goode & Bean.....	456

CLASS PISCES—Continued.	Page.
SUBCLASS TELEOSTOMI—Continued.	
ORDER ISOSPONDYLI—Continued.	
Family <i>Alepocephalidae</i> —Continued.	
Genus <i>Conocara</i> , Goode & Bean.....	456
<i>macdonaldi</i> , Goode & Bean.....	457
<i>macroptera</i> (Vaillant).....	457
Genus <i>Platytroctes</i> , Günther.....	458
<i>apus</i> , Günther.....	458
Genus <i>Ericara</i> , Gill & Townsend.....	2816
<i>salmonea</i> , Gill & Townsend.....	2816
Genus <i>Aleposomus</i> , Gill.....	459
<i>copei</i> , Gill.....	459
Family <i>Salmonidae</i> .....	460
Genus <i>Coregonus</i> (Artedi) Linnaeus.....	461
Subgenus <i>Prosopium</i> , Milner.....	462
<i>coulterii</i> , Eigenmann & Eigenmann.....	462
<i>williamsoni</i> , Girard.....	463
<i>cismontanus</i> , Jordan.....	463
<i>keanicotti</i> , Milner.....	464
<i>richardsonii</i> , Günther.....	465
<i>quadrilateralis</i> , Richardson.....	465
Subgenus <i>Coregonus</i> .....	465
<i>clupeiformis</i> (Mitchill).....	465
<i>nelsonii</i> , Bean.....	466
<i>labradoricus</i> , Richardson.....	466
Genus <i>Argyrosomus</i> , Agassiz.....	467
Subgenus <i>Argyrosomus</i> .....	468
<i>osmeriformis</i> (H. M. Smith).....	468
<i>artedi</i> (Le Sueur).....	468
<i>sisco</i> , Jordan.....	469
<i>hoyi</i> , Gill.....	469
<i>pusillus</i> (Bean).....	470
<i>lucidus</i> (Richardson).....	470
<i>laurette</i> (Bean).....	471
<i>alascanus</i> , Scofield.....	2817
<i>prognathus</i> (H. M. Smith).....	471
<i>nigripinus</i> , Gill.....	472
Subgenus <i>Allosomus</i> , Jordan.....	473
<i>tullibee</i> (Richardson).....	473
<i>bisselli</i> , Bollman.....	473
Genus <i>Stenodus</i> , Richardson.....	473
<i>mackenzii</i> (Richardson).....	474
Genus <i>Oncorhynchus</i> , Suckley.....	474
Subgenus <i>Oncorhynchus</i> .....	478
<i>gorbuscha</i> (Walbaum).....	478
<i>keta</i> (Walbaum).....	478
<i>tschawytscha</i> (Walbaum).....	479
<i>kisutch</i> (Walbaum).....	480
Subgenus <i>Hypsifario</i> , Gill.....	481
<i>nerka</i> (Walbaum).....	481
Genus <i>Salmo</i> (Artedi) Linnaeus.....	483
Subgenus <i>Salmo</i> .....	486
<i>salar</i> , Linnaeus.....	486
<i>sebago</i> (Girard).....	487
<i>onananiche</i> , McCarthy.....	487
Subgenus <i>Trutta</i> , Linnaeus.....	487
<i>mykiss</i> , Walbaum.....	487; 492; 2818

CLASS PISCES—Continued.	Page.
SUBCLASS TELEOSTOMI—Continued.	
ORDER ISOSPONDYLI—Continued.	
Family Salmonidae—Continued.	
Genus Salmo (Arctedi) Linnæus—Continued.	
Subgenus Trutta, Linnæus—Continued.	
clarkii (Richardson).....	492; 2819
lewisii (Girard).....	493; 2819
gibbsii (Suckley).....	493; 2819
henshawi (Gill & Jordan).....	493; 2819
tahoensis, Jordan & Evermann.....	2870
virginalis (Girard).....	495; 2819
spilurus (Cope).....	495; 2819
pleuriticus (Cope).....	496; 2819
bouvieri (Bendire).....	496; 2819
stonias (Cope).....	497; 2819
macdonaldi, Jordan & Evermann.....	497; 2819
declivifrons, Meek.....	3147
jordani, Meek.....	3147
gairdneri, Richardson.....	497; 498
kanloops (Jordan).....	499
beardsleei, Jordan & Seale.....	2819
crescentis, Jordan & Beardslee.....	2821
bathocetor, Meek.....	3149
irideus, Gibbons.....	500
masoni (Suckley).....	501
shasta (Jordan).....	502
gilberti (Jordan).....	502
stonei (Jordan).....	503
agua-honita (Jordan).....	503
Genus Cristivomer, Gill & Jordan.....	504
namaycush (Walbaum).....	504
siscowet (Agassiz).....	505
Genus Salvelinus (Nilsson) Richardson.....	506
fontinalis (Mitchill)..... Richardson	506
agassizii (Garman).....	507
malma (Walbaum).....	507; 2823
parkei (Suckley).....	507; 2823
kundscha (Pallas).....	2822
alpinus (Linnæus).....	508
alipes (Richardson).....	509
stagnalis (Fabricius).....	510
arcturus (Günther).....	510
aureolus (Bean).....	511
oquassa (Girard).....	514
naresi (Günther).....	515
marstoni, Garman.....	515
Family Thymallidae.....	517
Genus Thymallus, Cuvier.....	517
signifer (Richardson).....	517
tricolor, Cope.....	518; 2871
montanus (Milner).....	519; 2871
Family Argentinidae.....	519
Genus Mallotus, Cuvier.....	520
villosus (Müller).....	520
Genus Thaleichthys, Girard.....	521
pacificus (Richardson).....	521

CLASS PISCES—Continued.	Page.
SUBCLASS TELEOSTOMI—Continued.	
ORDER ISOSPONDYLI—Continued.	
Family <i>Argentiniæ</i> —Continued.	
Genus <i>Osmerus</i> (Artemi) Linnæus .....	522
Subgenus <i>Spirinchus</i> , Jordan & Evermann .....	522
<i>thaleichthys</i> , Ayres .....	522
<i>attenuatus</i> , Lockington .....	523
Subgenus <i>Osmerus</i> .....	523
<i>mordax</i> (Mitchell) .....	523
<i>spectrum</i> (Cope) .....	523
<i>abbotti</i> (Cope) .....	524
<i>dentex</i> , Steindachner .....	524
<i>albatrossis</i> , Jordan & Gilbert .....	2823
Genus <i>Mesopus</i> , Gill .....	524
<i>pretiosus</i> (Girard) .....	525
<i>olidus</i> (Pallas) .....	525
Genus <i>Argentina</i> (Artemi) Linnæus .....	525
<i>silus</i> , Ascanius .....	526
<i>sialis</i> , Gilbert .....	526
<i>striata</i> , Goode & Bean .....	526
Genus <i>Leuroglossus</i> , Gilbert .....	527
<i>stilbins</i> , Gilbert .....	527
Family <i>Microstomide</i> .....	527
Genus <i>Nansenia</i> , Jordan & Evermann .....	528
<i>grœnlandica</i> (Reinhardt) .....	528
Genus <i>Bathylagus</i> , Günther .....	528
<i>benedicti</i> , Goode & Bean .....	529
<i>euryops</i> , Goode & Bean .....	529
<i>pacificus</i> , Gilbert .....	530
<i>borealis</i> , Gilbert .....	2824
<i>milleri</i> , Jordan & Gilbert .....	2825
ORDER INIOMI .....	530
Family <i>Synodontide</i> .....	532
Genus <i>Trachinocephalus</i> , Gill .....	533
<i>myops</i> (Forster) .....	533
Genus <i>Synodus</i> (Gronow) Scopoli .....	533; 2807
<i>intermedius</i> (Agassiz) .....	535
<i>evermanni</i> , Jordan & Bollman .....	535
<i>poeyi</i> , Jordan .....	536
<i>synodus</i> (Linnæus) .....	536
<i>lacertinus</i> , Gilbert .....	536
<i>saurus</i> (Linnæus) .....	537
<i>scituliceps</i> , Jordan & Gilbert .....	537
<i>jenkinsi</i> , Jordan & Bollman .....	537
<i>fœtens</i> (Linnæus) .....	538
<i>lucioceps</i> (Ayres) .....	539
Genus <i>Bathysaurus</i> , Günther .....	539
<i>ferox</i> , Günther .....	539
Genus <i>Bathylaco</i> , Goode & Bean .....	540
<i>nigricans</i> , Goode & Bean .....	540
Family <i>Aulopide</i> .....	541
Genus <i>Chlorophthalmus</i> , Bonaparte .....	541
<i>agassizii</i> , Bonaparte .....	541
<i>chalybeius</i> (Goode) .....	542
<i>truculentus</i> , Goode & Bean .....	542
Family <i>Benthosauride</i> .....	543
Genus <i>Benthosaurus</i> , Goode & Bean .....	543
<i>grallator</i> , Goode & Bean .....	543

CLASS PISCES—Continued.	Page.
SUBCLASS TELEOSTOMI—Continued.	
ORDER IXIOMI—Continued.	
Family <i>Bathypteroidæ</i> .....	544
Genus <i>Bathypterois</i> , Günther .....	544
Subgenus <i>Synapteretus</i> , Goode & Bean .....	545
<i>quadrifilis</i> , Günther .....	545
<i>longipes</i> , Günther .....	546
Family <i>Ipnopidæ</i> .....	546
Genus <i>Ipnops</i> , Günther .....	546
<i>murrayi</i> , Günther .....	547
Family <i>Rondeletidæ</i> .....	547
Genus <i>Rondeletia</i> , Goode & Bean .....	548
<i>bicolor</i> , Goode & Bean .....	548
Family <i>Cetomimidæ</i> .....	548
Genus <i>Cetomimus</i> , Goode & Bean .....	549
<i>gillii</i> , Goode & Bean .....	549
<i>storeri</i> , Goode & Bean .....	550
Family <i>Myctophidæ</i> .....	550
Genus <i>Macrostoma</i> , Risso .....	554
<i>quercinum</i> (Goode & Bean) .....	554
<i>margaritifera</i> (Goode & Bean) .....	555
<i>angustidens</i> , Risso .....	555
<i>castaneum</i> (Goode & Bean) .....	556
<i>caudispinosum</i> (Johnson) .....	556
Genus <i>Ceratocopelus</i> , Günther .....	557
<i>madeirensis</i> (Lowe) .....	557
Genus <i>Lampanyctus</i> , Bonaparte .....	557
<i>crocodilus</i> (Risso) .....	558
<i>townsendi</i> (Eigenmann & Eigenmann) .....	558
<i>alatus</i> , Goode & Bean .....	559
<i>guntheri</i> , Goode & Bean .....	559
<i>gemmifer</i> , Goode & Bean .....	559
<i>lacerta</i> (Goode & Bean) .....	560
Genus <i>Lampadena</i> , Goode & Bean .....	560
<i>speculigera</i> , Goode & Bean .....	561
Genus <i>Nannobranchium</i> , Günther .....	561
<i>leucopsarum</i> (Eigenmann & Eigenmann) .....	562
<i>nannochir</i> (Gilbert) .....	562
<i>mexicanum</i> (Gilbert) .....	563
<i>regale</i> (Gilbert) .....	563
<i>macdonaldi</i> , (Goode & Bean) .....	563
Genus <i>Diaphus</i> , Eigenmann & Eigenmann .....	564
<i>theta</i> , Eigenmann & Eigenmann .....	564
Genus <i>Ethoprora</i> , Goode & Bean .....	565
<i>lucida</i> , Goode & Bean .....	565
<i>effulgens</i> , Goode & Bean .....	566
Genus <i>Collettia</i> , Goode & Bean .....	567
<i>rafinesquei</i> (Cocco) .....	567
<i>nocturna</i> (Poey) .....	567
Genus <i>Rhinoscopelus</i> , Lütken .....	568
<i>coccoi</i> (Cocco) .....	568
<i>andree</i> (Lütken) .....	569
<i>rarus</i> (Lütken) .....	569
Genus <i>Myctophum</i> , Rafinesque .....	569
<i>punctatum</i> , Rafinesque .....	570
<i>affine</i> (Lütken) .....	570
<i>opalinum</i> , Goode & Bean .....	571
<i>humboldti</i> (Risso) .....	571



CLASS PISCES—Continued.	Page.
SUBCLASS TELEOSTOMI—Continued.	
ORDER INIOMI—Continued.	
Family <i>Myctophidae</i> —Continued.	
Genus <i>Myctophum</i> , Rafinesque—Continued.	
<i>californiense</i> , Eigenmann & Eigenmann.....	572
<i>gracile</i> (Lütken).....	572; 3150
<i>benoiti</i> (Cocco).....	573
<i>hygomi</i> (Lütken).....	573
Genus <i>Benthoosema</i> , Goode & Bean.....	573
<i>mulleri</i> (Gmelin).....	574
<i>arcticum</i> (Lütken).....	574
Genus <i>Dasyscyopelus</i> , Günther.....	574
<i>spinusus</i> (Steindachner).....	575
Genus <i>Tarletonbeania</i> , Eigenmann & Eigenmann.....	575
<i>crenularis</i> (Jordan & Gilbert).....	575
<i>tenua</i> , Eigenmann & Eigenmann.....	575
Family <i>Maurolaicidae</i> .....	576
Genus <i>Maurolaicus</i> , Cocco.....	576
<i>pennanti</i> (Walbaum).....	577
Genus <i>Vinciguerria</i> , Jordan & Evermann.....	577
<i>attenuata</i> (Cocco).....	577
Genus <i>Valenciennellus</i> , Jordan & Evermann.....	577
<i>tripunctulatus</i> (Esmark).....	578
Family <i>Chauliodontidae</i> .....	578
Genus <i>Gonostoma</i> , Rafinesque.....	578
<i>denudatum</i> , Rafinesque.....	579
<i>brevidens</i> , Kner & Steindachner.....	579
Genus <i>Zaphotias</i> , Goode & Bean.....	580; 2826
<i>pedaliotus</i> (Goode & Bean).....	580; 2826
Genus <i>Cyclothone</i> , Goode & Bean.....	581
Subgenus <i>Cyclothone</i> .....	582
<i>microdon</i> (Günther).....	582
<i>bathyphila</i> (Vallant).....	582
Subgenus <i>Sigmops</i> , Gill.....	583
<i>elongata</i> (Günther).....	583
<i>megalops</i> Lütken.....	3150
Genus <i>Yarella</i> , Goode & Bean.....	583
<i>blackfordi</i> , Goode & Bean.....	584
Genus <i>Chanliodus</i> , Bloch & Schneider.....	584
<i>sloanei</i> , Bloch & Schneider.....	585
<i>macouni</i> , Bean.....	585
Family <i>Astronesthidae</i> .....	586
Genus <i>Astronesthes</i> , Richardson.....	586
<i>niger</i> , Richardson.....	586
<i>gemmifer</i> , Goode & Bean.....	586
<i>richardsoni</i> (Poey).....	587
Family <i>Stomiidae</i> .....	587
Genus <i>Stomias</i> , Cuvier.....	588
<i>ferox</i> , Reinhardt.....	588
<i>affinis</i> , Günther.....	588
Genus <i>Echistoma</i> , Lowe.....	589
<i>barbatum</i> , Lowe.....	589
<i>margarita</i> , Goode & Bean.....	589
Genus <i>Grammatostomias</i> , Goode & Bean.....	590
<i>dentatus</i> , Goode & Bean.....	590
Genus <i>Photonectes</i> , Günther.....	591
<i>gracilis</i> , Goode & Bean.....	591

CLASS PISCES—Continued.	Page.
SUBCLASS TELEOSTOMI—Continued.	
ORDER INOMI—Continued.	
<i>Family Malacosteidae</i> .....	592
Genus <i>Malacosteus</i> , Ayres .....	592
<i>niger</i> , Ayres .....	593
<i>Family Plagyodontidae</i> .....	593; 2826
Genus <i>Plagyodus</i> (Steller) .....	594; 2826
Subgenus <i>Plagyodus</i> .....	595
<i>ferox</i> (Lowe) .....	595
<i>æsculapius</i> (Bean) .....	595
Subgenus <i>Caulopus</i> , Gill .....	596
<i>altivelis</i> (Poey) .....	596
<i>borealis</i> (Gill) .....	596
<i>serra</i> (Gill) .....	597
<i>Family Odontostomidae</i> .....	597
Genus <i>Omosudis</i> , Günther .....	598
<i>lowii</i> , Günther .....	598
<i>Family Paralepididae</i> .....	599
Genus <i>Sudis</i> , Rafinesque .....	599
<i>intermedius</i> (Poey) .....	600
<i>ringens</i> , Jordan & Gilbert .....	600
Genus <i>Arctozenus</i> , Gill .....	601
<i>borealis</i> (Reinhardt) .....	601
<i>coruscans</i> (Jordan & Gilbert) .....	601
Genus <i>Paralepis</i> , Risso .....	602
<i>coregonoides</i> , Risso .....	602
<i>Family Sternoptychidae</i> .....	603
Genus <i>Sternoptyx</i> , Hermann .....	603
<i>diaphana</i> , Hermann .....	603
Genus <i>Argyropelecus</i> , Cocco .....	603
<i>hemigygnus</i> , Cocco .....	604
<i>olfersi</i> (Cuvier) .....	604
<i>Family Idiakanthidae</i> .....	604
Genus <i>Idiakanthus</i> , Peters .....	605
<i>ferox</i> (Günther) .....	605
<i>antrostomus</i> , Gilbert .....	605
ORDER LYOPOMI .....	606
<i>Family Halosauridae</i> .....	606
Genus <i>Halosaurus</i> , Johnson .....	607
<i>oweni</i> , Johnson .....	607
<i>guntheri</i> , Goode & Bean .....	608
Genus <i>Halosauropsis</i> , Collett .....	608; 2826
<i>rostrata</i> (Günther) .....	609
<i>macrochir</i> (Günther) .....	609
<i>goodei</i> (Gill) .....	610
<i>gracilis</i> (Goode & Bean) .....	610
<i>pallida</i> (Goode & Bean) .....	611
ORDER HETEROMI .....	612
<i>Family Notacanthidae</i> .....	613
Genus <i>Notacanthus</i> , Bloch .....	614
<i>chemnitzii</i> , Bloch .....	614
<i>analis</i> , Gill .....	615
<i>phasganorus</i> , Goode .....	616
Genus <i>Macdonaldia</i> , Goode & Bean .....	616
<i>rostrata</i> (Collett) .....	617
<i>challengeri</i> (Vaillant) .....	617
<i>alta</i> , Gill & Townsend .....	2826
<i>longa</i> , Gill & Townsend .....	2826

CLASS PISCES—Continued.	Page.
SUBCLASS TELEOSTOMI—Continued.	
ORDER HETEROMI—Continued.	
<i>Family Lipogenyidæ</i> .....	619
Genus <i>Lipogenys</i> , Goode & Bean .....	619
<i>gillii</i> , Goode & Bean .....	619
ORDER XENOMI .....	620
<i>Family Dalliidæ</i> .....	620
Genus <i>Dallia</i> , Bean .....	621
<i>pectoralis</i> , Bean .....	621
ORDER HAPLOMI .....	622
<i>Family Umbridæ</i> .....	622
Genus <i>Umbra</i> (Krämer) Scopoli .....	623; 2807
Subgenus <i>Melanura</i> , Agassiz .....	623
<i>limi</i> (Kirtland) .....	623
<i>pygmæa</i> (De Kay) .....	624
<i>Family Luciidæ</i> .....	624
Genus <i>Lucius</i> , Rafinesque .....	625
Subgenus <i>Kenoza</i> , Jordan & Evermann .....	626
<i>americanus</i> (Gmelin) .....	626
<i>vermiculatus</i> (Le Sueur) .....	627
<i>reticulatus</i> (Le Sueur) .....	627
Subgenus <i>Lucius</i> .....	628
<i>lucius</i> (Linnæus) .....	628
Subgenus <i>Mascalongus</i> , Jordan .....	629
<i>masquinongy</i> (Mitchill) .....	629
<i>ohiensis</i> (Kirtland) .....	629
<i>immaculatus</i> (Garrard) .....	630
<i>Family Pœciliidæ</i> .....	630
Genus <i>Fundulus</i> , Lacépède .....	632
Subgenus <i>Fundulus</i> .....	637
<i>punctatus</i> , Günther .....	637
<i>vinctus</i> , Jordan & Gilbert .....	637
<i>pallidus</i> , Evermann .....	638
<i>similis</i> (Baird & Girard) .....	638
<i>majalis</i> (Walbaum) .....	639
<i>parvipinnis</i> , Girard .....	640
<i>heteroclitus</i> (Linnæus) .....	640
<i>macrolepidotus</i> (Walbaum) .....	641
<i>badius</i> , Garman .....	2827
<i>grandis</i> (Baird & Girard) .....	641; 2827
<i>fonticola</i> , Cuvier & Valenciennes .....	643
<i>bermudæ</i> , Günther .....	643
<i>robustus</i> , Bean .....	644
<i>labialis</i> , Günther .....	644
Subgenus <i>Fontinus</i> , Jordan & Evermann .....	645
<i>adinia</i> , Jordan & Gilbert .....	645
<i>diaphanus</i> (Le Sueur) .....	645
<i>menona</i> (Jordan & Copeland) .....	645
<i>extensus</i> , Jordan & Gilbert .....	646
<i>seminolis</i> , Girard .....	647; 2828
Subgenus <i>Plancterus</i> , Garman .....	2828
<i>zebrinus</i> , Jordan & Gilbert .....	646; 2828
Subgenus <i>Xenisma</i> , Jordan .....	648
<i>catenatus</i> (Storer) .....	648
<i>stellifer</i> (Jordan) .....	648
Subgenus <i>Gambusinus</i> , Jordan & Evermann .....	649
<i>rathbuni</i> , Jordan & Meek .....	649

CLASS PISCES—Continued.	Page.
SUBCLASS TELEOSTOMI—Continued.	
ORDER HAPLOMI—Continued.	
Family <i>Paciliidae</i> —Continued.	
Genus <i>Fundulus</i> , Lacépède—Continued.	
Subgenus <i>Gambusius</i> , Jordan & Evermann—Continued.	
<i>albolincatus</i> , Gilbert .....	649
<i>confluentus</i> , Goode & Bean.....	642; 650; 2828
<i>funduloides</i> (Evermann) .....	650
Subgenus <i>Zygonectes</i> , Agassiz.....	650
<i>dovii</i> (Günther) .....	650
<i>floripinnis</i> (Cope) .....	651
<i>jenkinsi</i> (Evermann) .....	651
<i>pulvereus</i> (Evermann) .....	652
<i>scartes</i> , Meek .....	654
<i>sciadens</i> , Cope.....	649; 654; 2828
<i>luciae</i> (Baird) .....	654
<i>chrysotus</i> , Holbrook .....	655; 2828
<i>cingulatus</i> , Cuvier & Valenciennes.....	656; 2829
<i>nottii</i> (Agassiz) .....	656; 2830
<i>dispar</i> (Agassiz) .....	658
<i>notatus</i> (Rafinesque).....	659
<i>goodei</i> (Jordan) .....	664; 2831
Genus <i>Aplocheilus</i> , McClelland.....	2830
<i>dovii</i> (Günther) .....	650; 2830
Genus <i>Adinia</i> , Girard .....	660
<i>guatemalensis</i> (Günther).....	660
<i>pachycephala</i> (Günther).....	660
<i>dugesii</i> (Beau).....	661
<i>multifasciata</i> , Girard.....	661
Genus <i>Rivulus</i> , Poey.....	662
<i>cylindraceus</i> , Poey .....	662; 2830
<i>isthmensis</i> , Garman.....	2830
Genus <i>Lucania</i> , Girard .....	663
<i>ommata</i> (Jordan) .....	663
<i>venusta</i> , Girard .....	665
<i>parva</i> (Baird & Girard).....	665
Genus <i>Girardiichthys</i> , Bleeker .....	666
<i>innominatus</i> , Bleeker .....	666
Genus <i>Empetrichthys</i> , Gilbert.....	666
<i>merriami</i> , Gilbert .....	667
Genus <i>Characodon</i> , Günther.....	667
<i>lateralis</i> , Günther .....	668
<i>biliueatus</i> , Bean.....	668
<i>variatus</i> , Bean .....	669
<i>encaustus</i> , Jordan & Snyder .....	3150
<i>furcidens</i> , Jordan & Gilbert.....	669
<i>eiseni</i> , Rutter .....	2831
<i>garmani</i> , Jordan & Evermann .....	2831
Genus <i>Cyprinodon</i> , Lacépède .....	670
<i>variegatus</i> , Lacépède.....	671
<i>riverendi</i> (Poey) .....	673; 2832
<i>eximius</i> , Girard .....	673; 2832
<i>bovinus</i> , Baird & Girard.....	673
<i>macularius</i> , Baird & Girard.....	674
<i>baileyi</i> (Gilbert).....	675
<i>marta</i> , Steindachner.....	675
<i>carpio</i> , Günther .....	675

## CLASS PISCES—Continued.

Page.

## SUBCLASS TELEOSTOMI—Continued.

## ORDER HAPLOMI—Continued.

Family *Pœciliidæ*—Continued.Genus *Cyprinodon*, Lacépède—Continued.

latifasciatus, Garman ..... 676

Genus *Jordanella*, Goode & Bean ..... 677

florida, Goode &amp; Bean ..... 677

Genus *Pseudoxiphophorus*, Bleeker ..... 678

bimaculatus (Heckel) ..... 678

Genus *Gambusia*, Poey ..... 678

punctata, Poey ..... 679

puncticulata, Poey ..... 680

affinis (Baird &amp; Girard) ..... 680

tridentiger, Garman ..... 2833

nobilis (Baird &amp; Girard) ..... 682

nicaraguensis, Günther ..... 682

gracilis, Heckel ..... 683; 2832

episcopi, Steindachner ..... 683

melapleura (Gosse) ..... 659; 2830

Genus *Belonesox*, Kner ..... 684

belizanus, Kner ..... 684

Genus *Anableps* (Artemi) Scopoli ..... 684; 2807

dovii, Gill ..... 685

Genus *Goodea*, Jordan ..... 685

atripinis, Jordan ..... 685

Genus *Xenendum*, Jordan & Snyder ..... 3151

caliente, Jordan &amp; Snyder ..... 3152

xaliscone, Jordan &amp; Snyder ..... 3153

luitpoldii, Steindachner ..... 2832; 3152

Genus *Platypœcilus*, Günther ..... 685

maculatus, Günther ..... 686

quitzeoensis, B. A. Bean ..... 2873

mentalis, Gill ..... 686

Genus *Heterandria*, Agassiz ..... 686

uninotata (Poey) ..... 687

metallica (Poey) ..... 687

formosa, Agassiz ..... 687

pleurospilus (Günther) ..... 688

Genus *Lebistes*, De Filippi ..... 689

pœciliodes, De Filippi ..... 689

Genus *Acropœcilia*, Hilgendorf ..... 690

tridens (Hilgendorf) ..... 690

Genus *Pœcilia*, Bloch & Schneider ..... 690

vivipara, Bloch &amp; Schneider ..... 691

butleri, Jordan ..... 691

gillii (Kner &amp; Steindachner) ..... 692

vittata, Guichenot ..... 692; 2833

mexicana, Steindachner ..... 692

thermalis, Steindachner ..... 693

chisoyensis, Günther ..... 693

petenensis, Günther ..... 694

sphenops, Cuvier &amp; Valenciennes ..... 694

dovii, Günther ..... 695

couchiana (Girard) ..... 695

boucardi, Steindachner ..... 695

reticulata, Peters ..... 696; 2833

arubensis, Van Lidth de Jeude ..... 696

CLASS PISCES—Continued.	Page.
SUBCLASS TELEOSTOMI—Continued.	
ORDER HAPLOMI—Continued.	
Family <i>Paciliidae</i> —Continued.	
Genus <i>Pæcilia</i> , Bloch & Schneider—Continued.	
<i>dominicensis</i> , Cuvier & Valenciennes .....	606; 2834
<i>spilurus</i> , Günther .....	697
<i>elongata</i> , Günther .....	697
<i>presidionis</i> , Jordan & Culver .....	697
<i>versicolor</i> (Günther) .....	688; 2833
<i>occidentalis</i> (Baird & Girard) .....	689; 2833
<i>cuneata</i> , Garman .....	2834
<i>limantouri</i> , Jordan & Snyder .....	3153
Genus <i>Mollienisia</i> , Le Sueur .....	698
<i>jonesi</i> , Günther .....	698
<i>formosa</i> (Girard) .....	699
<i>latipinna</i> , Le Sueur .....	699
<i>petenensis</i> , Günther .....	700
Genus <i>Xiphophorus</i> , Heckel .....	701
<i>helleri</i> , Heckel .....	701
<i>montezumæ</i> , Jordan & Snyder .....	3154
<i>guntheri</i> , Jordan & Evermann .....	702
Family <i>Amblyopsidae</i> .....	702
Genus <i>Chologaster</i> , Agassiz .....	703
<i>cornutus</i> , Agassiz .....	703
<i>agassizii</i> , Putnam .....	704
<i>papilliferus</i> , Forbes .....	704
Genus <i>Typhlichthys</i> , Girard .....	704
<i>subterraneus</i> , Girard .....	704
Genus <i>Troglichthys</i> , Eigenmann .....	3156
<i>rosæ</i> , Eigenmann .....	2835; 3156
Genus <i>Amblyopsis</i> , De Kay .....	706
<i>spelæus</i> , De Kay .....	706
ORDER SYNENTOGNATHI .....	707
Family <i>Esocidae</i> .....	708
Genus <i>Tylosurus</i> , Cocco .....	708
<i>notatus</i> (Poey) .....	710
<i>scapularis</i> , Jordan & Gilbert .....	711
<i>tinucu</i> (Walbaum) .....	711
<i>euryops</i> , Bean & Dresel .....	711
<i>diplotænia</i> (Cope) .....	712
<i>microps</i> (Günther) .....	712
<i>angusticeps</i> (Günther) .....	712
<i>ardeola</i> (Cuvier & Valenciennes) .....	713
<i>stolzmanni</i> (Steindachner) .....	713
<i>exilis</i> (Girard) .....	714
<i>marinus</i> (Walbaum) .....	714
<i>almeida</i> (Quoy & Gaimard) .....	715
<i>fodiator</i> , Jordan & Gilbert .....	715
<i>raphidoma</i> (Ranzani) .....	715
<i>galeatus</i> (Cuvier & Valenciennes) .....	716
<i>pacificus</i> (Steindachner) .....	716
<i>acus</i> (Lacépède) .....	716
<i>caribæus</i> (Le Sueur) .....	717
Genus <i>Athlennes</i> , Jordan & Fordice .....	717
<i>hians</i> (Cuvier & Valenciennes) .....	718
Family <i>Hemiramphidae</i> .....	718
Genus <i>Chriodorus</i> , Goode & Bean .....	719
<i>atherinoides</i> , Goode & Bean .....	719

CLASS PISCES—Continued.	Page.
SUBCLASS TELEOSTOMI—Continued.	
ORDER SYNGNATHI—Continued.	
Family <i>Hemiramphide</i> —Continued.	
Genus <i>Hyporhamphus</i> , Gill.....	719
<i>unifasciatus</i> (Ranzani).....	720
<i>roberti</i> (Cuvier & Valenciennes).....	721
<i>rosæ</i> (Jordan & Gilbert).....	721
Genus <i>Hemiramphus</i> , Cuvier.....	722
<i>brasiliensis</i> (Linnæus).....	722
<i>balao</i> , Le Sueur.....	723
Genus <i>Euleptorhamphus</i> , Gill.....	723
<i>velox</i> , Poey.....	724
Family <i>Scombrosideæ</i> .....	724
Genus <i>Scombrosox</i> , Lacépède.....	725
<i>saurus</i> (Walbaum).....	725
Genus <i>Cololabis</i> , Gill.....	726
<i>brevirostris</i> (Peters).....	726
Family <i>Exocetideæ</i> .....	726
Genus <i>Fodiator</i> , Jordan & Meek.....	727
<i>acutus</i> (Cuvier & Valenciennes).....	728
Genus <i>Parexocetus</i> , Bleeker.....	728
<i>mesogaster</i> (Bloch).....	728
Genus <i>Exocetus</i> , Linnæus.....	730; 2835
<i>volitans</i> , Linnæus.....	729; 734; 2835
Genus <i>Cypsilurus</i> , Swainson.....	2835
<i>heterurus</i> (Rafinesque).....	735; 2836
<i>lutkeni</i> (Jordan & Evermann).....	736; 2836
<i>furcatus</i> (Mitchill).....	737; 2836
<i>nigricans</i> (Bennett).....	737; 2836
<i>xenopterus</i> (Gilbert).....	738; 2836
<i>lineatus</i> (Cuvier & Valenciennes).....	739; 2836
<i>cyanopterus</i> (Cuvier & Valenciennes).....	739; 2836
<i>bahiensis</i> (Ranzani).....	739; 2836
<i>californicus</i> (Cooper).....	740; 2836
<i>calliopterus</i> (Günther).....	740; 2836
<i>gibbifrons</i> (Cuvier & Valenciennes).....	741; 2836
Genus <i>Exonautes</i> , Jordan & Evermann.....	2835
<i>exsiliens</i> (P. L. S. Müller).....	732; 2836
<i>rondeletii</i> (Cuvier & Valenciennes).....	733; 2836
<i>vinciguerræ</i> (Jordan & Meek).....	734; 2836
<i>rufipinnis</i> (Cuvier & Valenciennes).....	735; 2836
<i>affinis</i> (Günther).....	2836
ORDER HEMIBRANCHII.....	741
Family <i>Gosterosteideæ</i> .....	742
Genus <i>Eucalia</i> , Jordan.....	743
<i>inconstans</i> (Kirtland).....	744; 3157
<i>cayuga</i> , Jordan.....	744
<i>pygmæa</i> (Agassiz).....	744
Genus <i>Pygosteus</i> , Brevoort.....	745
<i>pungitius</i> (Linnæus).....	745
<i>brachypoda</i> (Bean).....	746
Genus <i>Gasterosteus</i> (Artemis) Linnæus.....	746
<i>aculeatus</i> , Linnæus.....	747
<i>bispinosus</i> , Walbaum.....	748
<i>atkinsii</i> (Bean).....	748
<i>cuvieri</i> (Girard).....	749
<i>gladiunculus</i> , Kendall.....	2836
<i>cataphractus</i> (Pallas).....	749

CLASS PISCES—Continued.	Page.
SUBCLASS TELEOSTOMI—Continued.	
ORDER HEMIBRANCHII—Continued.	
Family <i>Gasterosteidae</i> —Continued.	
Genus <i>Gasterosteus</i> (Artedi) Linnæus—Continued.	
williamsoni, Girard .....	750
microcephalus (Girard) .....	751
Genus <i>Apeltes</i> , De Kay .....	752
quadracus (Mitchill).....	752
Family <i>Aulorhynchidae</i> .....	752
Genus <i>Aulorhynchus</i> , Gill .....	753
flavidus, Gill .....	754
Family <i>Aulostomidae</i> .....	754
Genus <i>Aulostomus</i> , Lacépède.....	754
maculatus, Valenciennes .....	754
cinereus, Poey .....	755
Family <i>Fistulariidae</i> .....	755
Genus <i>Fistularia</i> , Linnæus.....	756
tabacaria, Linnæus.....	757
depressa, Günther.....	757
petimba, Lacépède .....	758
Family <i>Macrorhamphosidae</i> .....	758
Genus <i>Macrorhamphosus</i> , Lacépède .....	759
scolopax (Linnæus) .....	759
ORDER LOPHOBRANCHII.....	759
SUBORDER SYNGNATHI.....	760
Family <i>Syngnathidae</i> .....	760
Genus <i>Siphostoma</i> , Rafinesque.....	761
Subgenus <i>Dermatostethus</i> , Gill .....	763
punctipinne (Gill).....	763
Subgenus <i>Siphostoma</i> .....	763
carinatum, Gilbert .....	763
californiense (Storer).....	764
griseolineatum (Ayres) .....	764
leptorhynchum (Girard) .....	764
fistulatum (Peters).....	765
barbaræ, Swain .....	765
mackayi Swain & Meek.....	766
floridae, Jordan & Gilbert .....	766
poeyi, Jordan & Evermann.....	766
auliscus, Swain .....	767
pelagicum (Osbeck).....	767
rousseau (Kaup).....	767
clucens (Poey) .....	768
jonesi (Günther) .....	768
robertsi, Jordan & Rutter.....	2837
sinaloa, Jordan & Starks.....	2838
brachycephalum (Poey).....	769
affine (Günther).....	769
scovelli, Evermann & Kendall.....	769
bairdianum (Duméril).....	770
louisianae (Günther) .....	770
fuscum (Storer) .....	770
starksii, Jordan & Culver.....	771; 2838
arctum, Jenkins & Evermann.....	771
crinigerum, Bean & Dresel.....	771
Genus <i>Corythoichthys</i> , Kaup.....	772; 2838
albistrotris, Heckel .....	772; 2838
cayennensis (Sauvage).....	772; 2838



	Page.
CLASS PISCES—Continued.	
SUSCLASS TELEOSTOMI—Continued.	
ORDER LOPHOBRANCHII—Continued.	
SUBORDER SYNGNATHI—Continued.	
<i>Family Syngnathidae</i> —Continued.	
Genus <i>Corythoichthys</i> , Kaup—Continued.	
<i>cayorum</i> , Evermann & Kendall .....	2838
Genus <i>Doryrhamphus</i> , Kaup .....	773
Subgenus <i>Doryichthys</i> , Kaup .....	773
<i>lineatus</i> (Valenciennes) .....	773
Subgenus <i>Doryrhamphus</i> .....	773
<i>californiensis</i> , Gill .....	773
Genus <i>Syngnathus</i> , Linnæus .....	774
Subgenus <i>Syngnathus</i> .....	774
<i>heckeli</i> (Kaup) .....	774; 2839
Genus <i>Osphyolax</i> , Cope .....	775
<i>pellucidus</i> , Cope .....	775
Genus <i>Hippocampus</i> , Rafinesque .....	775
<i>ingens</i> , Girard .....	776
<i>hudsonius</i> , De Kay .....	777
<i>punctulatus</i> , Guichenot .....	777
<i>stylifer</i> , Jordan & Gilbert .....	778
<i>zosteræ</i> , Jordan & Gilbert .....	778
ORDER ACANTHOPTERI .....	779
SUBORDER SALMOPERCÆ .....	782
<i>Family Percopsidae</i> .....	783
Genus <i>Percopsis</i> , Agassiz .....	783
<i>guttatus</i> , Agassiz .....	784
Genus <i>Columbia</i> , Eigenmann & Eigenmann .....	784
<i>transmontana</i> , Eigenmann & Eigenmann .....	784
SUBORDER XENARCHI .....	785
<i>Family Aphredoderidae</i> .....	785
Genus <i>Aphredoderus</i> , Le Sueur .....	786
<i>sayanus</i> (Gilliams) .....	786
SUBORDER PERCESOCES .....	787
<i>Family Atherinidae</i> .....	788
Genus <i>Atherina</i> (Artedi) Linnæus .....	789
<i>stipes</i> , Müller & Troschel .....	790
<i>laticeps</i> , Poey .....	790
<i>aræa</i> , Jordan & Gilbert .....	790
<i>harringtonensis</i> , Goode .....	791
<i>carolina</i> , Cuvier & Valenciennes .....	791
<i>microps</i> , Poey .....	791
Genus <i>Chirostoma</i> , Swainson .....	792; 2839
<i>chapalæ</i> , Jordan & Snyder .....	3159
<i>promelas</i> , Jordan & Snyder .....	3160
<i>diazi</i> , Jordan & Snyder .....	3161
<i>crystallinum</i> , Jordan & Snyder .....	3162
<i>lermæ</i> , Jordan & Snyder .....	3163
<i>ocotlane</i> , Jordan & Snyder .....	3163
<i>estor</i> , Jordan .....	792; 2839; 3165
<i>album</i> (Steindachner) .....	3165
<i>humboldtianum</i> (Cuvier & Valenciennes) .....	793; 2839
<i>grandocule</i> (Steindachner) .....	2839
Genus <i>Eslopsarum</i> , Jordan & Evermann .....	2840
<i>bartoni</i> , (Jordan & Evermann) .....	793; 2840
<i>jordani</i> , (Woolman) .....	793; 2840; 3159
<i>arge</i> , Jordan & Snyder .....	3158

	Page.
CLASS PISCES—Continued.	
SUBCLASS TELEOSTOMI—Continued.	
ORDER ACANTHOPTERI—Continued.	
SUBORDER PERCESOCES—Continued.	
Family <i>Atherinidae</i> —Continued.	
Genus <i>Kirtlandia</i> , Jordan & Evermann.....	794
<i>vagrans</i> (Goode & Bean) .....	794
<i>laciniata</i> (Swain) .....	795
<i>martinica</i> (Cuvier & Valenciennes) .....	795
Genus <i>Menidia</i> (Bonaparte) Jordan & Gilbert .....	796
<i>peninsula</i> (Goode & Bean) .....	797
<i>gracilis</i> (Günther) .....	797
<i>beryllina</i> (Cope) .....	797
<i>audens</i> , Hay .....	798
<i>gilberti</i> , Jordan & Bollman .....	798
<i>sardina</i> (Jenkins & Evermann) .....	799
<i>menidia</i> (Linnaeus).....	800
<i>notata</i> (Mitchill) .....	800; 2840
<i>clara</i> , Evermann & Jenkins.....	801
Genus <i>Leuresthes</i> , Jordan & Gilbert.....	801
<i>crameri</i> , Jordan & Evermann .....	802
<i>tenuis</i> (Ayres) .....	802
Genus <i>Eurystole</i> , Jordan & Evermann.....	802
<i>eriarcha</i> (Jordan & Gilbert).....	803
Genus <i>Thyrina</i> , Jordan & Culver.....	803
<i>evermanni</i> , Jordan & Culver.....	804
<i>crystallina</i> , Jordan & Culver.....	804
<i>guatemalensis</i> (Günther).....	801; 2840
<i>pachylepis</i> (Günther) .....	801; 2840
Genus <i>Atherinella</i> , Steindachner.....	805
<i>panamensis</i> , Steindachner .....	805
Genus <i>Labidesthes</i> , Cope .....	805
<i>sicculus</i> (Cope).....	805
Genus <i>Atherinopsis</i> , Girard .....	806
<i>californiensis</i> , Girard .....	806
Genus <i>Atherinops</i> , Steindachner .....	807
<i>insularum</i> , Gilbert .....	807
<i>affinis</i> (Ayres) .....	807
<i>regis</i> , Jenkins & Evermann.....	808
Family <i>Mugilidae</i> .....	808
Genus <i>Mugil</i> (Artedi) Linnaeus.....	809
<i>brasiliensis</i> , Agassiz.....	810
<i>cephalus</i> , Linnaeus .....	811
<i>incilis</i> , Hancock.....	812
<i>thoburni</i> , Jordan & Starks.....	812
<i>curcma</i> , Cuvier & Valenciennes.....	813
<i>hospes</i> , Jordan & Culver.....	814
<i>gaimardianus</i> , Desmarest .....	814
<i>setosus</i> , Gilbert .....	815
<i>trichodon</i> , Poey.....	816
Genus <i>Chenomugil</i> , Gill.....	816
<i>proboscideus</i> (Günther).....	816
Genus <i>Querimana</i> , Jordan & Gilbert.....	817
<i>harengus</i> (Günther).....	817
<i>gyrans</i> , Jordan & Gilbert .....	818
Genus <i>Agonostomus</i> , Bennett.....	818
Subgenus <i>Dajaus</i> , Cuvier & Valenciennes .....	819
<i>percoides</i> , Günther.....	819

CLASS PISCES—Continued.	Page.
SUBCLASS TELEOSTOMI—Continued.	
ORDER ACANTHOPTERI—Continued.	
SUBORDER PERCESOCES—Continued.	
Family <i>Mugilidæ</i> —Continued.	
Genus <i>Agonostomus</i> , Bennett—Continued.	
Subgenus <i>Dajaus</i> , Cuvier & Valenciennes—Continued.	
<i>monticola</i> (Bancroft).....	819
<i>nasutus</i> , Günther .....	819
<i>microps</i> , Günther .....	820
Genus <i>Joturus</i> , Poey .....	820
<i>pichardi</i> , Poey .....	821
Genus <i>Neomugil</i> , Vaillant .....	3165
<i>digueti</i> , Vaillant .....	3165
Family <i>Sphyrenidæ</i> .....	822
Genus <i>Sphyraena</i> (Artedi) Bloch & Schneider.....	822
<i>barracuda</i> (Walbaum).....	823; 2841
<i>ensis</i> , Jordan & Gilbert .....	824
<i>guachancho</i> , Cuvier & Valenciennes.....	824
<i>picudilla</i> , Poey.....	824
<i>borealis</i> , De Kay .....	825
<i>argentea</i> , Girard .....	826
<i>sphyraena</i> (Linnaeus).....	826
SUBORDER RHEGNOPTERI .....	827
Family <i>Polynemidæ</i> .....	827
Genus <i>Polynemus</i> (Gronow) Linnaeus.....	828
<i>quinquarius</i> , Linnaeus .....	828
Genus <i>Polydactylus</i> , Lacépède.....	828
<i>approximans</i> (Lay & Bennett) .....	829
<i>virginicus</i> (Linnaeus) .....	829
<i>octonemus</i> (Girard) .....	830
<i>opercularis</i> (Gill) .....	830
Group <i>Ammodytoidei</i> .....	831
Family <i>Ammodytidæ</i> .....	831
Genus <i>Ammodytes</i> (Artedi) Linnaeus.....	832
<i>dubius</i> , Reinhardt .....	832
<i>americanus</i> , De Kay .....	833
<i>personatus</i> , Girard .....	833
Group <i>Berycoidei</i> .....	833
Genus <i>Rhynchias</i> , Gill.....	2841
<i>setipinnis</i> (Pallas).....	2841
Group <i>Berycoidei</i> .....	833
Family <i>Bathyclupeidæ</i> .....	834
Genus <i>Bathyclupea</i> , Alcock .....	834
<i>argentea</i> , Goode & Bean .....	835
Family <i>Stephanoberycidæ</i> .....	835
Genus <i>Stephanoberyx</i> , Gill .....	836
<i>monæ</i> , Gill.....	836
<i>gillii</i> , Goode & Bean.....	836
Family <i>Trachichthyidæ</i> .....	836
Genus <i>Hoplostethus</i> , Cuvier & Valenciennes .....	837
<i>mediterraneus</i> , Cuvier & Valenciennes.....	837
Family <i>Berycidæ</i> .....	837
Genus <i>Caulolepis</i> , Gill .....	838
<i>longidens</i> , Gill .....	839
Genus <i>Anoplogaster</i> , Günther .....	839
<i>cornutus</i> (Cuvier & Valenciennes) .....	840
Genus <i>Poromitra</i> , Goode & Bean.....	840
<i>capito</i> , Goode & Bean.....	840

	Page.
CLASS PISCES—Continued.	
SUBCLASS TELEOSTOMI—Continued.	
ORDER ACANTHOPTERI—Continued.	
SUBORDER RHEGNOPTERI—Continued.	
Family <i>Berycidae</i> —Continued.	
Genus <i>Plectromus</i> , Gill .....	840
<i>suborbitalis</i> , Gill .....	841
<i>lugubris</i> (Gilbert) .....	842
<i>beanii</i> (Günther) .....	842
<i>crassiceps</i> , Günther .....	843
<i>cristiceps</i> (Gilbert) .....	843
Genus <i>Beryx</i> , Cuvier .....	844
<i>decadactylus</i> , Cuvier & Valenciennes .....	844
<i>splendens</i> , Lowe .....	844
Family <i>Holocentridae</i> .....	845
Genus <i>Myripristis</i> , Cuvier .....	846
Subgenus <i>Ostichthys</i> (Langsdorf) .....	846
<i>trachypoma</i> , Günther .....	846
Subgenus <i>Myripristis</i> .....	846
<i>jacobus</i> , Cuvier & Valenciennes .....	846
<i>occidentalis</i> , Gill .....	847
<i>pacilopus</i> (Gill) .....	847
<i>clarionensis</i> , Gilbert .....	2842
Genus <i>Holocentrus</i> (Gronow) Scopoli .....	847
<i>ascensionis</i> (Osbeck) .....	848
<i>rufus</i> (Walbaum) .....	849
<i>siccifer</i> , Cope .....	849
<i>suborbitalis</i> , Gill .....	850
<i>coruscus</i> , Poey .....	851
<i>brachypterus</i> , Poey .....	852
<i>vexillarius</i> , Poey .....	852
<i>osculus</i> , Poey .....	853
<i>sancti-pauli</i> , Günther .....	853
Genus <i>Flammeo</i> , Jordan & Evermann .....	852; 2871
<i>marianus</i> (Cuvier & Valenciennes) .....	852; 2871
Genus <i>Plectrypops</i> , Gill .....	853
<i>retrospinis</i> (Guicheuot) .....	853
Family <i>Polymixiidae</i> .....	854
Genus <i>Polymixia</i> , Lowe .....	854
<i>lowei</i> , Günther .....	854
Family <i>Mullidae</i> .....	855
Genus <i>Mullus</i> , Linnaeus .....	856
<i>auratus</i> , Jordan & Gilbert .....	856
Genus <i>Upeneus</i> , Cuvier .....	857; 2843
<i>rathbuni</i> , Evermann & Jenkins .....	857
<i>maculatus</i> (Bloch) .....	858
<i>dentatus</i> , Gill .....	859
<i>parvus</i> , Poey .....	859
<i>martiniens</i> , Cuvier & Valenciennes .....	859
<i>xanthogrammus</i> , Gilbert .....	860
<i>grandisquamis</i> , Gill .....	860
Group <i>Scombroidei</i> .....	860
Family <i>Scombridae</i> .....	863
Genus <i>Scomber</i> (Artedi) Linnaeus .....	865
Subgenus <i>Scomber</i> .....	865
<i>scombrus</i> , Linnaeus .....	865
Subgenus <i>Pneumatophorus</i> , Jordau & Gilbert .....	866
<i>colias</i> , Gmelin .....	866

	Page.
CLASS PISCES—Continued.	
SUBCLASS TELEOSTOMI—Continued.	
ORDER ACANTHOPTERI—Continued.	
SUBORDER RHEGNOPTERI—Continued.	
<i>Family Scombridae</i> —Continued.	
Genus <i>Auxis</i> , Cuvier.....	867
thazard (Lacépède).....	867
Genus <i>Gymnosarda</i> , Gill.....	868
pelamis (Linnaeus).....	868
alleterata (Rafinesque).....	869
Genus <i>Thunnus</i> , South.....	869
thynnus (Linnaeus).....	870
Genus <i>Germo</i> , Jordan.....	870
alalunga (Gmelin).....	871
Genus <i>Sarda</i> , Cuvier.....	871
sarda (Bloch).....	872
chilensis, Cuvier & Valenciennes.....	872
Genus <i>Scomberomorus</i> , Lacépède.....	873
concolor (Lockington).....	873
maculatus (Mitchill).....	874
sierra, Jordan & Starks.....	874
regalis (Bloch).....	875
cavalla (Cuvier & Valenciennes).....	875
Genus <i>Acanthocybium</i> , Gill.....	876
solandri (Cuvier & Valenciennes).....	876
<i>Family Gempylidae</i> .....	877
Genus <i>Escolar</i> , Jordan & Evermann.....	878; 2843
violaceus (Bean).....	878; 2843
Genus <i>Ruvettus</i> , Cocco.....	879
pretiosus, Cocco.....	879
Genus <i>Epinnula</i> , Poey.....	880
magistralis, Poey.....	880
Genus <i>Nealotus</i> , Johnson.....	881
tripes, Johnson.....	881
Genus <i>Promethichthys</i> , Gill.....	882
prometheus, Cuvier & Valenciennes.....	882
parvipinnis (Goode & Bean).....	883
Genus <i>Gempylus</i> , Cuvier & Valenciennes.....	883
serpens, Cuvier & Valenciennes.....	884
<i>Family Lepidopidae</i> .....	884
Genus <i>Aphanopus</i> , Lowe.....	885
minor, Collett.....	885
Genus <i>Evoxymetopon</i> , Poey.....	885
taeniatus, Poey.....	886
Genus <i>Lepidopus</i> , Gouan.....	886
xantusi, Goode & Bean.....	886; 2843
Genus <i>Benthodesmus</i> , Goode & Bean.....	887
atlanticus, Goode & Bean.....	887
<i>Family Trichiuridae</i> .....	888
Genus <i>Trichiurus</i> , Linnaeus.....	889
lepturus, Linnaeus.....	889
<i>Family Istiophoridae</i> .....	890
Genus <i>Istiophorus</i> , Lacépède.....	890
nigricans (Lacépède).....	891
Genus <i>Tetrapturus</i> , Rafinesque.....	891
imperator (Bloch & Schneider).....	892
amplus, Poey.....	892

	Page.
CLASS PISCES—Continued.	
SUBCLASS TELEOSTOMI—Continued.	
ORDER ACANTHOPTERI—Continued.	
SUBORDER RHEGNOPTERI—Continued.	
<i>Family Xiphiidæ</i> .....	893
Genus <i>Xiphias</i> , Linnæus .....	893
<i>gladius</i> , Linnæus .....	894
<i>Family Nematistidæ</i> .....	894
Genus <i>Nematistius</i> , Gill .....	895
<i>pectoralis</i> , Gill .....	895
<i>Family Carangidæ</i> .....	895
Genus <i>Oligoplites</i> , Gill .....	898
<i>saurus</i> (Bloch & Schneider) .....	898
<i>saliens</i> (Bloch) .....	899
<i>palometa</i> (Cuvier & Valenciennes) .....	899
<i>altus</i> (Günther) .....	899
<i>mundus</i> , Jordan & Starks .....	2844
Genus <i>Naucrates</i> , Rafinesque .....	900
<i>ductor</i> , Linnæus .....	900
Genus <i>Seriola</i> , Cuvier .....	901
<i>dorsalis</i> (Gill) .....	902
<i>zonata</i> (Mitchill) .....	902
<i>carolinensis</i> , Holbrook .....	902
<i>lalandi</i> , Cuvier & Valenciennes .....	903
<i>dumerilii</i> (Risso) .....	903
Subgenus <i>Zonichthys</i> , Swainson .....	904
<i>mazatlana</i> , Steindachner .....	904
<i>fasciata</i> (Bloch) .....	904
<i>rivolfiana</i> Cuvier & Valenciennes .....	904
<i>falcata</i> , Cuvier & Valenciennes .....	905
Genus <i>Elagatis</i> , Bennett .....	906
<i>bipinnulatus</i> (Quoy & Gaimard) .....	906
Genus <i>Decapterus</i> , Bleeker .....	907
<i>punctatus</i> (Agassiz) .....	907
<i>scombrinus</i> (Valenciennes) .....	908
<i>sanctæ-helenæ</i> (Cuvier & Valenciennes) .....	908
<i>hypodus</i> , Gill .....	908
<i>macarellus</i> (Cuvier & Valenciennes) .....	909
Genus <i>Trachurus</i> , Rafinesque .....	909
<i>symmetricus</i> (Ayres) .....	909; 2844
<i>trachurus</i> (Linnæus) .....	910
Genus <i>Trachurops</i> , Gill .....	911
<i>crumenophthalmus</i> (Bloch) .....	911
Genus <i>Hemicaranx</i> , Bleeker .....	912
<i>amblyrhynchus</i> (Cuvier & Valenciennes) .....	912
<i>falcatus</i> (Holbrook) .....	912; 2845
<i>zelotes</i> , Gilbert .....	2845
<i>atrimanus</i> (Jordan & Gilbert) .....	913
<i>secundus</i> (Poey) .....	914
<i>furthii</i> (Steindachner) .....	914
<i>leucurus</i> (Günther) .....	914
Genus <i>Caranx</i> , Lacépède .....	915
Subgenus <i>Selar</i> , Bleeker .....	918
<i>vinctus</i> , Jordan & Gilbert .....	918
Subgenus, <i>Caranx</i> .....	919
<i>ruber</i> (Bloch) .....	919
<i>bartholomæi</i> , Cuvier & Valenciennes .....	919
Subgenus <i>Tricoproterus</i> Rafinesque .....	920
<i>hippos</i> (Linnæus) .....	920

CLASS PISCES—Continued.	Page.
SUBCLASS TELEOSTOMI—Continued.	
ORDER ACANTHOPTERI—Continued.	
SUBORDER RHEGNOPTERI—Continued.	
<i>Family Carangidae</i> —Continued.	
Genus <i>Caranx</i> , Lacépède—Continued.	
Subgenus <i>Paratractus</i> , Gill .....	921
<i>crysos</i> (Mitchill) .....	921
<i>pisquetus</i> , Cuvier & Valenciennes .....	921; 2846
<i>caballus</i> (Günther) .....	921
Subgenus <i>Carangichthys</i> , Bleeker .....	922
<i>marginatus</i> , Gill .....	922
<i>latus</i> , Agassiz .....	923
<i>medusicola</i> , Jordan & Starks .....	924
<i>lugubris</i> , Poey .....	924
<i>melampygus</i> , Cuvier & Valenciennes .....	925
Subgenus <i>Uraspis</i> , Bleeker .....	926
<i>guara</i> (Bonnaterre) .....	926
Genus <i>Gnathanodon</i> , Bleeker .....	927
<i>speciosus</i> (Forskål) .....	928
Genus <i>Carangoides</i> , Bleeker .....	928
<i>orthogrammus</i> (Jordan & Gilbert) .....	928
Genus <i>Citula</i> , Cuvier .....	929
<i>dorsalis</i> (Gill) .....	930
Genus <i>Alectis</i> , Rafinesque .....	931
<i>ciliaris</i> (Bloch) .....	931
Genus <i>Hymis</i> , Cuvier .....	932
<i>cubensis</i> (Poey) .....	932
<i>hopkinsi</i> , Jordan & Starks .....	933
Genus <i>Vomer</i> , Cuvier & Valenciennes .....	933
<i>dorsalis</i> , Gill .....	934
<i>setipinnis</i> (Mitchill) .....	934
<i>spixii</i> (Swainson) .....	2846
<i>gabonensis</i> , Guichenot .....	934
Genus <i>Selene</i> , Lacépède .....	935
<i>ørstedii</i> , Lütken .....	935
<i>vomer</i> (Linnæus) .....	936
Genus <i>Chloroscombrus</i> , Girard .....	937
<i>orqueta</i> , Jordan & Gilbert .....	937
<i>chrysurus</i> (Linnæus) .....	938
<i>ectenurus</i> , Jordan & Osgood .....	2847
Genus <i>Trachinotus</i> , Lacépède .....	939
<i>glancus</i> (Bloch) .....	940
<i>rhodopus</i> , Gill .....	941
<i>falcatus</i> (Linnæus) .....	941
<i>rhomboides</i> (Bloch) .....	2847
<i>culveri</i> , Jordan & Starks .....	942
<i>kennedyi</i> , Steindachner .....	942
<i>goodei</i> , Jordan & Evermann .....	943
<i>argenteus</i> , Cuvier & Valenciennes .....	944
<i>carolinus</i> (Linnæus) .....	944
<i>paloma</i> , Jordan & Starks .....	945
<i>cayennensis</i> , Cuvier & Valenciennes .....	945
Genus <i>Zalocys</i> , Jordan & McGregor .....	2848
<i>stilbe</i> , Jordan & McGregor .....	2848
<i>Family Pomatomidae</i> .....	945
Genus <i>Pomatomus</i> , Lacépède .....	946
<i>saltatrix</i> (Linnæus) .....	946

	Page.
CLASS PISCES—Continued.	
SUBCLASS TELEOSTOMI—Continued.	
ORDER ACANTHOPTERI—Continued.	
SUBORDER RHEGNOPTERI—Continued.	
<i>Family Rachycentridæ</i> .....	947
Genus <i>Rachycentron</i> , Kaup.....	948
<i>canadus</i> (Linnaeus).....	948
<i>Family Nomeidæ</i> .....	948
Genus <i>Nomeus</i> , Cuvier .....	949
<i>gronovii</i> (Gmelin).....	949
Genus <i>Psenes</i> , Cuvier & Valenciennes .....	950
<i>pellucidus</i> , Lütken.....	950
<i>cyanophrys</i> , Cuvier & Valenciennes .....	950
<i>maculatus</i> , Lütken .....	951
<i>regulus</i> , Poey .....	951
<i>Family Coryphænide</i> .....	951
Genus <i>Coryphæna</i> , Linnaeus.....	952
<i>hippurus</i> , Linnaeus.....	952
<i>equisetis</i> , Linnaeus.....	953
<i>Family Lampride</i> .....	953
Genus <i>Lampris</i> , Retzius.....	954
<i>luna</i> (Gmelin) .....	954
<i>Family Pteraclidæ</i> .....	955
Genus <i>Pteraclis</i> , Gronow.....	955
<i>carolinus</i> , Cuvier & Valenciennes.....	956
<i>Family Bramidæ</i> .....	956
Genus <i>Taractes</i> , Lowe .....	957
<i>saussurii</i> (Lunel).....	957
Genus <i>Brama</i> , Bloch & Schneider.....	958
<i>agassizii</i> , Poey .....	959
<i>brevoortii</i> , Poey.....	959
<i>raii</i> (Bloch) .....	959
<i>Family Steinegeriidæ</i> .....	960
Genus <i>Steinegeria</i> , Jordan & Evermann .....	960
<i>rubescens</i> , Jordan & Evermann.....	961
<i>Family Stromateidæ</i> .....	964
Genus <i>Centrolophus</i> , Lacépède .....	962; 3166
<i>niger</i> (Gmelin) .....	963
Genus <i>Palinurichthys</i> , Bleeker .....	963
<i>perciformis</i> (Mitchill) .....	964
Genus <i>Peprius</i> , Cuvier.....	965; 3197
<i>paru</i> (Linnaeus) .....	965
<i>xanthurus</i> (Quoy & Gaimard) .....	966
Genus <i>Palometa</i> , Jordan & Evermann .....	966; 2849
<i>palometa</i> (Jordan & Bollman) .....	966
<i>medius</i> (Peters) .....	967
<i>simillimus</i> (Ayres) .....	967
Genus <i>Poronotus</i> , Gill .....	967; 2849
<i>triacanthus</i> (Peck) .....	967; 2849
<i>Family Icosteidæ</i> .....	968
Genus <i>Icichthys</i> , Jordan & Gilbert .....	969
<i>lockingtoni</i> , Jordan & Gilbert.....	969
Genus <i>Schedophilus</i> , Cocco .....	970
<i>medusophagus</i> , Cocco .....	970
Genus <i>Icosteus</i> , Lockington .....	972
<i>enigmaticus</i> , Lockington .....	972



	Page.
CLASS PISCES—Continued.	
SUBCLASS TELEOSTOMI—Continued.	
ORDER ACANTHOPTERI—Continued.	
SUBORDER RHEGNOPTERI—Continued.	
<i>Family Acrotidae</i> .....	973; 2849
Genus <i>Acrotus</i> , Bean.....	973
willoughbyi, Bean.....	973
<i>Family Zaproridae</i> .....	2849
Genus <i>Zapror</i> , Jordan.....	2850
silenus, Jordan.....	2850
<i>Family Grammicolepididae</i> .....	973
Genus <i>Grammicol. pis.</i> , Poey.....	974
brachiusculus, Poey.....	974
<i>Family Tetragonuridae</i> .....	975
Genus <i>Tetragonurus</i> , Risso.....	975
cuvieri, Risso.....	976
<i>Family Pempheridae</i> .....	977
Genus <i>Pempheris</i> , Cuvier & Valenciennes.....	977
mexicanus, Cuvier & Valenciennes.....	978
schomburgki, Müller & Troschel.....	978
mulleri, Poey.....	978
poeyi, Bean.....	979
Group <i>Percoidea</i> .....	979
<i>Family Elassomidae</i> .....	981
Genus <i>Elassoma</i> , Jordan.....	982
zonatum, Jordan.....	982
evergladei, Jordan.....	982
<i>Family Centrarchidae</i> .....	984
Genus <i>Pomoxis</i> , Rafinesque.....	986
annularis, Rafinesque.....	987
sparoides (Lacépède).....	987
Genus <i>Centrarchus</i> , Cuvier & Valenciennes.....	988
macropterus (Lacépède).....	988
Genus <i>Acantharchus</i> , Gill.....	989
pomotis (Baird).....	989
Genus <i>Ambloplites</i> , Rafinesque.....	989
rupestris (Rafinesque).....	990
cavifrons, Cope.....	990
Genus <i>Archoplites</i> , Gill.....	990
interruptus (Girard).....	991
Genus <i>Chænobryttus</i> , Gill.....	991
gnosus (Cuvier & Valenciennes).....	992
Genus <i>Enneacanthus</i> , Gill.....	992
obesus (Baird).....	993
gloriosus (Holbrook).....	993
Genus <i>Mesogonistius</i> , Gill.....	994
chaetodon (Baird).....	995
Genus <i>Apomotis</i> , Rafinesque.....	995
cyanellus (Rafinesque).....	996
ischyrus (Jordan & Nelson).....	997
phenax (Cope & Jordan).....	997
punctatus (Cuvier & Valenciennes).....	997
symmetricus (Forbes).....	998
Genus <i>Lepomis</i> , Rafinesque.....	999
Subgenus <i>Lepomis</i> .....	1001
auritus (Linnæus).....	1001
solis (Cuvier & Valenciennes).....	1001
miniatus, Jordan.....	1002

CLASS PISCES—Continued.	Page.
SUBCLASS TELEOSTOMI—Continued.	
ORDER ACANTHOPTERI—Continued.	
SUBORDER RHEGNOPTERI—Continued.	
<i>Family Centrarchidæ</i> —Continued.	
Genus <i>Lepomis</i> , Rafinesque—Continued.	
Subgenus <i>Xenotis</i> , Jordan	1002
<i>garmani</i> , Forbes	1002
<i>megalotis</i> (Rafinesque)	1002
Subgenus <i>Helioperca</i> , Jordan	1004
<i>humilis</i> (Girard)	1004
<i>haplognathus</i> , Cope	1004
<i>macrochirus</i> , Rafinesque	1005
<i>pallidus</i> (Mitchill)	1005
Genus <i>Eupomotis</i> , Gill & Jordan	1006
Subgenus <i>Xystroplites</i> , Jordan	1006
<i>pallidus</i> (Agassiz)	1006
Subgenus <i>Eupomotis</i>	1007
<i>heros</i> (Baird & Girard)	1007
<i>holbrooki</i> (Cuvier & Valenciennes)	1008
<i>euryorus</i> (McKay)	1008
<i>gibbosus</i> (Linnæus)	1009
Genus <i>Micropterus</i> , Lacépède	1010
<i>dolomieu</i> , Lacépède	1011
<i>salmoides</i> (Lacépède)	1012
<i>Family Kuhlïdæ</i>	1013
Genus <i>Kuhlia</i> , Gill	1013
<i>arge</i> , Jordan & Bollman	1014
<i>xenura</i> (Jordan & Gilbert)	1015
<i>Family Percidæ</i>	1015
Genus <i>Stizostedion</i> , Rafinesque	1020
Subgenus <i>Stizostedion</i>	1021
<i>vitreum</i> (Mitchill)	1021
Subgenus <i>Cynoperca</i> , Gill & Jordan	1022
<i>canadense</i> (Smith)	1022
<i>griseum</i> (De Kay)	1022
<i>boreum</i> (Girard)	1022
Genus <i>Perca</i> (Artemi) Linnæus	1023
<i>flavescens</i> (Mitchill)	1023
Genus <i>Percina</i> , Haldeman	1024
<i>rex</i> , Jordan & Evermann	1025
<i>caprodes</i> (Rafinesque)	1026
<i>zebra</i> (Agassiz)	1027
Genus <i>Hadropterus</i> , Agassiz	1028
Subgenus <i>Alvordius</i> , Girard	1030
<i>phoxocephalus</i> (Nelson)	1030
<i>macrocephalus</i> (Cope)	1031
<i>maculatus</i> (Girard)	1031
<i>aspro</i> (Cope & Jordan)	1032
<i>guntheri</i> (Eigenmann & Eigenmann)	1033
<i>peltatus</i> (Stauffer)	1034
<i>ouachita</i> (Jordan & Gilbert)	1035
<i>roanoka</i> (Jordan & Jenkins)	1036
Subgenus <i>Ericosma</i> Jordan & Copeland	1036
<i>evides</i> (Jordan & Copeland)	1036
Subgenus <i>Serraria</i> , Gilbert	1037
<i>scierus</i> , Swain	1037
<i>serrula</i> , Jordan & Gilbert	1038
<i>maxinkuckiensis</i> , Evermann	3166

## CLASS PISCES—Continued.

Page.

## SUBCLASS TELEOSTOMI—Continued.

## ORDER ACANTHOPTERI—Continued.

## SUBORDER RHEGNOPTERI—Continued.

## Family Percidae—Continued.

## Genus Hadropterus, Agassiz—Continued.

Subgenus Hadropterus.....	1038
nigrofasciatus, Agassiz .....	1038

Genus Hypohomus, Cope .....	1039
-----------------------------	------

Subgenus Swainia, Jordan & Evermann.....	1040
--	------

squamatus (Gilbert & Swain).....	1040
----------------------------------	------

Subgenus Hypohomus.....	1040
-------------------------	------

aurantiacus (Cope) .....	1040
--------------------------	------

cymatotænia (Gilbert & Meek).....	1041
-----------------------------------	------

nianguæ (Gilbert & Meek).....	1042
-------------------------------	------

spilotus (Gilbert) .....	1043
--------------------------	------

Genus Cottogaster, Putnam .....	1044
---------------------------------	------

Subgenus Cottogaster .....	1044
----------------------------	------

uranidea (Jordan & Gilbert) .....	1044
-----------------------------------	------

copelandi (Jordan) .....	1045
--------------------------	------

Subgenus Imostoma, Jordan.....	1046
--------------------------------	------

shumardi (Girard) .....	1046
-------------------------	------

cheneyi, Evermann & Kendall .....	2851
-----------------------------------	------

Genus Ulocentra, Jordan .....	1047
-------------------------------	------

stigmaea (Jordan) .....	1047
-------------------------	------

gilberti, Evermann & Thoburn .....	1049
------------------------------------	------

meadia, Jordan & Evermann .....	2852
---------------------------------	------

verecunda (Jordan & Evermann) .....	1049
-------------------------------------	------

histrion (Jordan & Gilbert).....	1050
----------------------------------	------

simotera (Cope).....	1051
----------------------	------

phlox (Cope).....	1052
-------------------	------

Genus Diplesion, Rafinesque .....	1052
-----------------------------------	------

blennioides (Rafinesque).....	1053
-------------------------------	------

Genus Boleosoma, De Kay.....	1054
------------------------------	------

longimanus (Jordan).....	1054
--------------------------	------

podostemone (Jordan & Jenkins).....	1055
-------------------------------------	------

nigrum (Rafinesque).....	1056
--------------------------	------

olmstedii (Storer) .....	1057
--------------------------	------

effulgens (Girard) .....	1058
--------------------------	------

vexillare (Jordan).....	1058
-------------------------	------

maculaticeps (Cope).....	1058
--------------------------	------

mesæum (Cope) .....	1059
---------------------	------

susanae (Jordan & Swain).....	1059
-------------------------------	------

Subgenus Vaillantia, Jordan.....	1060
----------------------------------	------

camurum, Forbes .....	1060
-----------------------	------

Genus Crystallaria, Jordan & Gilbert.....	1060
---	------

asprella (Jordan).....	1061
------------------------	------

Genus Ammocrypta, Jordan.....	1061
-------------------------------	------

pellucida (Baird).....	1062
------------------------	------

clara (Jordan & Meek) .....	1063
-----------------------------	------

vivax (Hay).....	1063
------------------	------

beanii, Jordan .....	1064
----------------------	------

Genus Ioa, Jordan & Brayton.....	1064
----------------------------------	------

vitrea (Cope) .....	1064
---------------------	------

vigil, Hay.....	1065
-----------------	------

Genus Etheostoma, Rafinesque.....	1066
-----------------------------------	------

Subgenus Pœcilichthys, Agassiz .....	1069
--------------------------------------	------

variatum, Kirtland .....	1069
--------------------------	------

	Page.
CLASS PISCES—Continued.	
SUBCLASS TELEOSTOMI—Continued.	
ORDER ACANTHOPTERI—Continued.	
SUBORDER RHEGNOPTERI—Continued.	
Family Percidæ—Continued.	
Genus <i>Etheostoma</i> , Rafinesque—Continued.	
Subgenus <i>Nanostoma</i> , Putnam .....	1070
<i>swannanoa</i> , Jordan & Evermann .....	1070
<i>thalassinum</i> (Jordan & Brayton).....	1071
<i>inscriptum</i> (Jordan & Brayton) .....	1072
<i>blennius</i> , Gilbert & Swain .....	1072
<i>rupestre</i> , Gilbert & Swain .....	1073
<i>elegans</i> (Hay).....	1074
<i>zonale</i> (Cope) .....	1075
<i>arcansanum</i> , Jordan & Gilbert.....	1075
Subgenus <i>Nothonotus</i> , Agassiz.....	1076
<i>canurum</i> (Cope) .....	1076
<i>vulneratum</i> (Cope).....	1077
<i>maculatum</i> , Kirtland .....	1077
<i>cinereum</i> , Storer.....	1078
<i>tessellatum</i> , Storer.....	1078
<i>rufileatum</i> (Cope).....	1079
<i>jordani</i> , Gilbert .....	1079
Subgenus <i>Torrentaria</i> , Jordan & Evermann .....	1080
<i>sagitta</i> , Jordan & Swain.....	1080
<i>australe</i> , Jordan .....	1081
Subgenus <i>Nivicola</i> , Jordan & Evermann.....	1082
<i>boreale</i> (Jordan) .....	1082
Subgenus <i>Rafinesquiellus</i> , Jordan & Evermann.....	1082
<i>pottsii</i> (Girard) .....	1082
Subgenus <i>Oligocephalus</i> , Girard .....	1083
<i>iowæ</i> , Jordan & Meek .....	1083
<i>aubeenaubei</i> , Evermann .....	3167
<i>jessie</i> (Jordan & Brayton).....	1084
<i>luteovinctum</i> , Gilbert & Swain.....	1086
<i>lepidogenys</i> , Evermann & Kendall .....	1087
<i>cæruleum</i> , Storer .....	1088
<i>spectabile</i> (Agassiz) .....	1089
<i>lepidum</i> (Baird & Girard).....	1089
<i>tippecanoe</i> , Jordan & Evermann.....	1090
<i>punctulatum</i> (Agassiz) .....	1090
<i>cragini</i> , Gilbert .....	1091
<i>obeyense</i> , Kirsch .....	1092
<i>pagei</i> , Meek.....	1092
<i>virgatum</i> (Jordan).....	1093
Subgenus <i>Claricola</i> , Jordan & Evermann .....	1093
<i>julia</i> , Meek.....	1093
<i>astesiæ</i> (Hay).....	1094
<i>alabamæ</i> (Gilbert & Swain).....	1095
<i>whipplei</i> (Girard).....	1095
<i>squamiceps</i> , Jordan .....	1096
Subgenus <i>Etheostoma</i> .....	1097
<i>flabellare</i> , Rafinesque .....	1097
<i>cumberlandicum</i> , Jordan & Swain.....	1098
<i>lineolatum</i> (Agassiz).....	1098
Genus <i>Alvarius</i> , Girard.....	1099
<i>lateralis</i> , Girard.....	1099
Genus <i>Psychromaster</i> , Jordan & Evermann .....	1099
<i>tuscumbia</i> (Gilbert & Swain) .....	1100

	Page.
CLASS PISCES—Continued.	
SUBCLASS TELEOSTOMI—Continued.	
ORDER ACANTHOPTERI—Continued.	
SUBORDER RHEGNOPTERI—Continued.	
Family <i>Percidæ</i> —Continued.	
Genus <i>Copelandellus</i> , Jordan & Evermann.....	1100
<i>quiescens</i> (Jordan).....	1100
Genus <i>Boleichthys</i> , Girard.....	1101
<i>fusiformis</i> (Girard).....	1161
<i>exilis</i> , Girard.....	1103
Genus <i>Microperca</i> , Putnam.....	1103
<i>preliaris</i> , Hay.....	1103
<i>punctulata</i> , Putnam.....	1104
<i>fonticola</i> (Jordan & Gilbert).....	1104
Family <i>Cheilodipteridæ</i> .....	1105
Genus <i>Apogon</i> Lacépède.....	1106
<i>imberbis</i> (Linnæus).....	1107
<i>dovii</i> , Günther.....	1108
<i>retrosella</i> (Gill).....	1108
<i>maculatus</i> (Poey).....	1109
<i>binotatus</i> (Poey).....	1109
<i>pigmentarius</i> (Poey).....	1109
<i>atricaudus</i> , Jordan & McGregor.....	2853
Genus <i>Apogonichthys</i> , Bleeker.....	1110
<i>alutus</i> (Jordan & Gilbert).....	1110
<i>stellatus</i> , Cope.....	1110
<i>puncticulatus</i> , Poey.....	1111
Genus <i>Glossamia</i> , Gill.....	1111
<i>pandionis</i> (Goode & Bean).....	1111
Genus <i>Epigonus</i> , Rafinesque.....	1111
<i>occidentalis</i> , Goode & Bean.....	1112
Genus <i>Cheilodipterus</i> , Lacépède.....	1112
<i>affinis</i> , Poey.....	1113
Genus <i>Amiichthys</i> , Poey.....	1113
<i>diapterus</i> (Poey).....	1113
Genus <i>Sphyrænops</i> , Gill.....	1114
<i>bairdiaus</i> , Poey.....	1114
Genus <i>Scombrops</i> , Temminck & Schlegel.....	1114
Subgenus <i>Latebrus</i> , Poey.....	1114
<i>oculatus</i> (Poey).....	1114
Genus <i>Hypoclydonia</i> , Goode & Bean.....	1115
<i>bella</i> , Goode & Bean.....	1115
Family <i>Centropomidæ</i> .....	1116
Genus <i>Centropomus</i> , Lacépède.....	1117
<i>viridis</i> , Lockington.....	1118
<i>undecimalis</i> (Bloch).....	1118
<i>nigrescens</i> , Günther.....	1119
<i>pedimacula</i> , Poey.....	1119
<i>grandoculatus</i> , Jenkins & Evermann.....	1120
<i>cuvieri</i> , Bocourt.....	1121
<i>mexicanus</i> , Bocourt.....	1121
<i>parallelus</i> , Poey.....	1122
<i>pectinatus</i> , Poey.....	1122
<i>unionensis</i> , Bocourt.....	1122
<i>armatus</i> , Gill.....	1123
<i>robalito</i> , Jordan & Gilbert.....	1123
<i>ensiferus</i> , Poey.....	1125; 2853

CLASS PISCES—Continued.	Page.
SUBCLASS TELEOSTOMI—Continued.	
ORDER ACANTHOPTERI—Continued.	
SUBORDER RHEGNOPTERI—Continued.	
Family <i>Serranidae</i> .....	1126
Genus <i>Roccus</i> , Mitchell .....	1131
Subgenus <i>Lepibema</i> , Rafinesque .....	1132
<i>chrysops</i> (Rafinesque).....	1132
Subgenus <i>Roccus</i> .....	1132
<i>lineatus</i> (Bloch) .....	1132
Genus <i>Morone</i> , Mitchell.....	1133
<i>interrupta</i> , Gill .....	1134
<i>americana</i> (Gmelin).....	1134
Genus <i>Liopropoma</i> , Gill .....	1135
<i>aberrans</i> (Poey).....	1136
Genus <i>Chorististium</i> , Gill.....	1136
<i>rubrum</i> (Poey).....	1136
Genus <i>Stereolepis</i> , Ayres .....	1137
<i>gigas</i> , Ayres .....	1137
Genus <i>Polyprion</i> , Cuvier.....	1138
<i>americanus</i> (Bloch & Schneider).....	1139
Genus <i>Gonioplectrus</i> , Gill.....	1139
<i>hispanus</i> (Cuvier & Valenciennes).....	1140
Genus <i>Petrometopon</i> , Gill.....	1140
<i>panamensis</i> (Steindachner) .....	1141
<i>cruentatus</i> (Lacépède).....	1141
<i>coronatus</i> (Cuvier & Valenciennes) .....	1142
Genus <i>Bodianus</i> , Bloch .....	1143
<i>taniops</i> (Cuvier & Valenciennes) .....	1144
<i>fulvus</i> (Linnaeus).....	1144
<i>ruber</i> (Bloch & Schneider).....	1145
<i>punctatus</i> (Linnaeus).....	1146
Subgenus <i>Menephorus</i> , Poey.....	1146
<i>dubius</i> (Poey).....	1146
<i>punctiferus</i> (Poey).....	1147
Subgenus <i>Enneistus</i> , Jordan & Evermann .....	1147
<i>acanthistius</i> (Gilbert).....	1147
Genus <i>Epinephelus</i> , Bloch .....	1148
Subgenus <i>Schistorus</i> , Gill.....	1151
<i>mystacinus</i> (Poey) .....	1151
Subgenus <i>Epinephelus</i> .....	1152
<i>analogus</i> , Gill .....	1152
<i>adscensionis</i> (Osbeck).....	1152
<i>guaza</i> (Linnaeus).....	1154
<i>labriformis</i> (Jenyns) .....	1155
<i>flavolimbatus</i> , Poey .....	1155
<i>niphobles</i> , Gilbert & Starks.....	2853
<i>niveatus</i> (Cuvier & Valenciennes) .....	1156
<i>striatus</i> (Bloch).....	1157
<i>guttatus</i> (Linnaeus) .....	1158; 3197
<i>drummond-bayi</i> , Goode & Bean.....	1159
<i>morio</i> (Cuvier & Valenciennes).....	1160
Genus <i>Garrupa</i> , Jordan .....	1161
<i>nigrita</i> (Holbrook) .....	1161
Genus <i>Promicrops</i> (Gill) Poey .....	1162
<i>italara</i> (Lichtenstein) .....	1162; 3197
Genus <i>Alphestes</i> , Bloch & Schneider.....	1164
<i>chloropterus</i> (Cuvier & Valenciennes) .....	1164; 2854
<i>multiguttatus</i> (Günther).....	1165

CLASS PISCES—Continued.	Page.
SUBCLASS TELEOSTOMI—Continued.	
ORDER ACANTHOPTERI—Continued.	
SUBORDER RHEGNOPTERI—Continued.	
Family <i>Serranidæ</i> —Continued.	
Genus <i>Dermatolepis</i> , Gill .....	1166
Subgenus <i>Lioperca</i> , Gill .....	1167
<i>inermis</i> (Cuvier & Valenciennes) .....	1167
<i>zanclus</i> , Evermann & Kendall .....	2854
Subgenus <i>Dermatolepis</i> .....	1168
<i>punctatus</i> , Gill .....	1168
Genus <i>Mycteroperca</i> , Gill .....	1169
Subgenus <i>Archoperca</i> , Jordan & Evermann .....	1171
<i>boulengeri</i> , Jordan & Starks .....	1171
Subgenus <i>Trisotropis</i> , Gill .....	1172
<i>venenosa</i> (Linnæus) .....	1172
<i>apua</i> (Bloch) .....	1173
<i>bonaci</i> (Poey) .....	1174
<i>xanthosticta</i> , Jordan & Swain .....	1176
<i>jordani</i> (Jenkins & Evermann) .....	1176
<i>microlepis</i> (Goode & Bean) .....	1177
<i>interstitialis</i> (Poey) .....	1178
<i>dimidiata</i> (Poey) .....	1179
<i>xenarcha</i> , Jordan .....	1180
Subgenus <i>Parepinephelus</i> , Bleeker .....	1180
<i>rubra</i> (Bloch) .....	1180
Subgenus <i>Xystroperca</i> , Jordan & Evermann .....	1181
<i>pardalis</i> , Gilbert .....	1181
Subgenus <i>Mycteroperca</i> .....	1183
<i>olfax</i> (Jenyns) .....	1183
<i>ruberrima</i> , Jordan & Bollman .....	1183
<i>rosacea</i> (Streets) .....	1184
<i>falcata</i> (Poey) .....	1184
<i>phenax</i> , Jordan & Swain .....	1185
<i>venadorum</i> , Jordan & Starks .....	1186
<i>calliura</i> , Poey .....	1186
<i>hopkinsi</i> , Jordan & Rutter .....	2855
<i>boulengeri</i> , Jordan & Starks .....	2856
<i>tigris</i> (Cuvier & Valenciennes) .....	1187
<i>camelopardalis</i> (Poey) .....	1187
Genus <i>Cratinus</i> , Steindachner .....	1188
<i>agassizii</i> , Steindachner .....	1188
Genus <i>Hypoplectrus</i> , Gill .....	1189
<i>lamprurus</i> (Jordan & Gilbert) .....	1190
<i>unicolor</i> (Walbaum) .....	1190
<i>puella</i> (Cuvier & Valenciennes) .....	1192
<i>vitulinus</i> (Poey) .....	1192
<i>pinnivarius</i> (Poey) .....	1192
<i>guttavarius</i> (Poey) .....	1192
<i>gummigutta</i> (Poey) .....	1192
<i>crocotus</i> (Cope) .....	1192
<i>aberrans</i> (Poey) .....	1193
<i>accensus</i> (Poey) .....	1193
<i>affinis</i> (Poey) .....	1193
<i>chlorurus</i> (Cuvier & Valenciennes) .....	1193
<i>nigricans</i> (Poey) .....	1193
<i>indigo</i> (Poey) .....	1193
<i>bovinus</i> (Poey) .....	1193
<i>gemma</i> , Goode & Bean .....	1193

CLASS PISCES—Continued.	Page.
SUBCLASS TELEOSTOMI—Continued.	
ORDER ACANTHOPTERI—Continued.	
SUBORDER RHEGNOPTERI—Continued.	
Family <i>Serranidae</i> —Continued.	
Genus <i>Paralabrax</i> , Girard.....	1194
<i>nebulifer</i> (Girard).....	1195
<i>maculato-fasciatus</i> (Steindachner).....	1196
<i>humeralis</i> (Cuvier & Valenciennes).....	1196
<i>clathratus</i> (Girard).....	1197
Genus <i>Centropristes</i> , Cuvier.....	1198
Subgenus <i>Centropristes</i> .....	1199
<i>rufus</i> , Cuvier & Valenciennes.....	1199
<i>striatus</i> (Linnaeus).....	1199
<i>ocyrus</i> (Jordan & Evermann).....	1200
Subgenus <i>Triloburus</i> , Gill.....	1201
<i>philadelphicus</i> (Linnaeus).....	1201
Genus <i>Diplectrum</i> , Holbrook.....	1203
Subgenus <i>Haliperca</i> , Gill.....	1204
<i>seiurus</i> , Gilbert.....	1204
<i>radiale</i> (Quoy & Gaimard).....	1204
<i>maeropoma</i> (Günther).....	1205
<i>euryplectrum</i> , Jordan & Bollman.....	1206
Subgenus <i>Diplectrum</i> .....	1207
<i>formosum</i> (Linnaeus).....	1207
Genus <i>Priouodes</i> , Jelyns.....	1208
Subgenus <i>Prionodes</i> .....	1210
<i>æquidens</i> (Gilbert).....	1210
<i>fuscus</i> (Poey).....	1211
<i>phoebe</i> (Poey).....	1211
<i>baldwini</i> , Evermann & Marsh.....	3168
<i>fasciatus</i> , Jenyns.....	1212
<i>bulleri</i> (Boulenger).....	1213
Subgenus <i>Mentiperca</i> , Gill.....	1214
<i>tigrinus</i> (Bloch).....	1214
<i>tabacarius</i> (Cuvier & Valenciennes).....	1215
<i>flavescens</i> (Cuvier & Valenciennes).....	1215
<i>lucio-percaus</i> (Poey).....	1216
<i>stilbostigma</i> , Jordan & Bollman.....	1216
Genus <i>Dules</i> , Cuvier.....	1217
<i>subligarius</i> (Cope).....	1218
<i>dispilurus</i> (Günther).....	1219
<i>auriga</i> , Cuvier & Valenciennes.....	1220
Genus <i>Paranthias</i> , Guichenot.....	1221
<i>furcifer</i> (Cuvier & Valenciennes).....	1221
Genus <i>Hemianthias</i> , Steindachner.....	1222
<i>peruanus</i> , Steindachner.....	1222
<i>vivanus</i> (Jordan & Swain).....	1223
Genus <i>Pronotogrammus</i> , Gill.....	1224
<i>eos</i> , Gilbert.....	1224
<i>multifasciatus</i> , Gill.....	1226
Genus <i>Anthias</i> , Bloch.....	1226
<i>asperilinguis</i> , Günther.....	1227
Genus <i>Ocyanthias</i> , Jordan & Evermann.....	1227
<i>martuicensis</i> (Guichenot).....	1228
Genus <i>Gramma</i> , Poey.....	1228
<i>loréto</i> , Poey.....	1229
Genus <i>Rhegma</i> , Gilbert.....	3169
<i>thausium</i> , Gilbert.....	3170



	Page.
CLASS PISCES—Continued.	
SUBCLASS TELEOSTOMI—Continued.	
ORDER ACANTHOPTERI—Continued.	
SUBORDER RHEGNOPTERI—Continued.	
Family <i>Serranidæ</i> —Continued.	
Genus <i>Rypticus</i> , Cuvier.....	1229
<i>xanti</i> , Gill.....	1231
<i>bicolor</i> (Valenciennes).....	1231
<i>saponaceus</i> (Bloch & Schneider).....	1232
<i>arenatus</i> , Cuvier & Valenciennes.....	1232
<i>coriaceus</i> (Cope).....	1233
Subgenus <i>Promicropterus</i> , Gill.....	1233
<i>bistrispinus</i> (Mitchill).....	1233
<i>nigripinnis</i> , Gill.....	1234
Family <i>Lobotidæ</i> .....	1235
Genus <i>Lobotes</i> , Cuvier.....	1235
<i>surinamensis</i> (Bloch).....	1235
<i>pacificus</i> , Gilbert.....	2857
Family <i>Priacanthidæ</i> .....	1236
Genus <i>Priacanthus</i> , Cuvier.....	1237
<i>arenatus</i> , Cuvier & Valenciennes.....	1237
<i>cruentatus</i> (Lacépède).....	1238
<i>carolinus</i> , Lesson.....	2858
Genus <i>Pseudopriacanthus</i> , Bleeker.....	1239
<i>serrula</i> , Gilbert.....	1239
<i>altus</i> (Gill).....	1239
Family <i>Lutianidæ</i> .....	1241
Genus <i>Hoplopogrus</i> , Gill.....	1244
<i>guntheri</i> , Gill.....	1244
Genus <i>Evoplites</i> , Gill.....	1245
<i>viridis</i> (Valenciennes).....	1246
Genus <i>Neomænis</i> , Girard.....	1247
Subgenus <i>Neomænis</i> .....	1251
<i>jordani</i> , Gilbert.....	1251
<i>novemfasciatus</i> (Gill).....	1252
<i>cyanopterus</i> (Cuvier & Valenciennes).....	1254
<i>griseus</i> (Linnæus).....	1255
<i>jocu</i> (Bloch & Schneider).....	1257
<i>apodus</i> (Walbaum).....	1258
<i>argentiventris</i> (Peters).....	1260
<i>lutjanoides</i> (Poey).....	1261
<i>buccanella</i> (Cuvier & Valenciennes).....	1261
<i>vivanus</i> (Cuvier & Valenciennes).....	1262
<i>hastingsi</i> , Bean.....	2858
<i>aya</i> (Bloch).....	1264
<i>analis</i> (Cuvier & Valenciennes).....	1265
<i>colorado</i> (Jordan & Gilbert).....	1267
<i>brachypterus</i> (Cope).....	1268
<i>guttatus</i> (Steindachner).....	1269
<i>synagris</i> (Linnæus).....	1270
<i>ambiguus</i> (Poey).....	1271
<i>mahogoni</i> (Cuvier & Valenciennes).....	1272
Subgenus <i>Raizero</i> , Jordan & Fesler.....	1273
<i>aratus</i> (Günther).....	1273
Genus <i>Rabirubia</i> , Jordan & Fesler.....	1274
<i>inermis</i> (Peters).....	1274
Genus <i>Ocyurus</i> , Gill.....	1275
<i>chrysurus</i> (Bloch).....	1275

CLASS PISCES—Continued.	Page.
SUBCLASS TELEOSTOMI—Continued.	
ORDER ACANTHOPTERI—Continued.	
SUPERORDER KHEGNOPTERI—Continued.	
Family <i>Lutjanide</i> —Continued.	
Genus <i>Rhomboplites</i> (Gill) .....	1276
<i>aurorubens</i> (Cuvier & Valenciennes) .....	1277
Genus <i>Apsilus</i> , Cuvier & Valenciennes .....	1278
Subgenus <i>Tropidinius</i> , Gill .....	1278
<i>dentatus</i> , Guichenot .....	1278
Genus <i>Aprion</i> , Cuvier & Valenciennes .....	1279
Subgenus <i>Platyfinius</i> , Gill .....	1280
<i>macrophthalmus</i> (Müller & Troschel) .....	1280
Genus <i>Etelis</i> , Cuvier & Valenciennes .....	1281
<i>oculatus</i> (Cuvier & Valenciennes) .....	1282
<i>aquilonaris</i> (Goode & Bean) .....	1283
Genus <i>Verilus</i> , Poey .....	1283
<i>sordidus</i> , Poey .....	1284
Genus <i>Xenocys</i> , Jordan & Bollman .....	1285
<i>jessie</i> , Jordan & Bollman .....	1285
Genus <i>Xenistius</i> , Jordan & Gilbert .....	1286
<i>californiensis</i> (Steindachner) .....	1286
Genus <i>Xenichthys</i> , Gill .....	1287
<i>agassizii</i> , Steindachner .....	1287
<i>xanti</i> , Gill .....	1287
Genus <i>Nemipterus</i> , Swainson .....	1288
<i>macronemus</i> (Günther) .....	1289
Family <i>Hæmulide</i> .....	1289
Genus <i>Hæmulon</i> , Cuvier .....	1291
<i>sexfasciatum</i> , Gill .....	1294
<i>album</i> , Cuvier & Valenciennes .....	1295
<i>macrostomum</i> , Günther .....	1296
<i>bonariense</i> , Cuvier & Valenciennes .....	1297
<i>parra</i> (Desmarest) .....	1297
<i>scudleri</i> , Gill .....	1299
<i>helenæ</i> , Boulenger .....	1317
<i>carbonarium</i> , Poey .....	1300
<i>steindachneri</i> (Jordan & Gilbert) .....	1301
<i>melanurum</i> (Linnæus) .....	1302
<i>sciurus</i> (Shaw) .....	1303
<i>plumieri</i> (Lacépède) .....	1304
<i>flavolineatum</i> (Desmarest) .....	1306
Genus <i>Brachygenys</i> , Scudder .....	1307
<i>chrysargyreus</i> (Günther) .....	1307
Genus <i>Bathystoma</i> , Scudder .....	1308
<i>rimator</i> (Jordan & Swain) .....	1308
<i>aurolineatum</i> (Cuvier & Valenciennes) .....	1310
<i>striatum</i> (Linnæus) .....	1310
Genus <i>Lythrulon</i> , Jordan & Swain .....	1311
<i>flaviguttatum</i> (Gill) .....	1312
<i>opalescens</i> , Jordan & Starks .....	1312
Genus <i>Orthostæchus</i> , Gill .....	1313
<i>maculicauda</i> , Gill .....	1313
Genus <i>Anisotremus</i> , Gill .....	1314
Subgenus <i>Paraconodon</i> , Bleeker .....	1316
<i>pacifici</i> (Günther) .....	1316
<i>cæsius</i> (Jordan & Gilbert) .....	1315
<i>dovii</i> (Günther) .....	1317

	Page.
CLASS PISCES—Continued.	
SUBCLASS TELEOSTOMI—Continued.	
ORDER ACANTHOPTERI—Continued.	
SUBORDER RHEGNOPTERI—Continued.	
Family <i>Hæmulidæ</i> —Continued.	
Genus <i>Anisotremus</i> , Gill—Continued.	
Subgenus <i>Anisotremus</i> .....	1318
<i>surinamensis</i> (Bloch).....	1318
<i>interruptus</i> (Gill).....	1319
<i>bicolor</i> (Castelnau).....	1319
<i>scapularis</i> (Tschudi).....	1320
<i>dauidsonii</i> (Steindachner).....	1321
<i>spleniatus</i> (Poey).....	1321
<i>teniatus</i> , Gill.....	1322
<i>virginicus</i> (Linnaeus).....	1322
<i>serrula</i> (Cuvier & Valenciennes).....	1323
Genus <i>Conodon</i> , Cuvier & Valenciennes.....	1324
<i>nobilis</i> (Linnaeus).....	1324
<i>serrifer</i> , Jordan & Gilbert.....	1324
Genus <i>Brachydeuterus</i> , Gill.....	1325
<i>nitidus</i> (Steindachner).....	1326
<i>corvinaeformis</i> (Steindachner).....	1326
<i>leuciscus</i> (Güther).....	1327
<i>axillaris</i> (Steindachner).....	1328
Genus <i>Pomadasis</i> , Lacépède.....	1329
Subgenus <i>Rhencus</i> , Jordan & Evermann.....	1331
<i>pauamensis</i> (Steindachner).....	1331
Subgenus <i>Pristipoma</i> , Cuvier.....	1331
<i>bayanus</i> , Jordan & Evermann.....	1331
<i>productus</i> (Poey).....	1332
<i>macracanthus</i> (Günther).....	1332
<i>andrei</i> (Sauvage).....	1332
Subgenus <i>Rhonciscus</i> , Jordan & Evermann.....	1333
<i>croco</i> (Cuvier & Valenciennes).....	1333
<i>branicki</i> (Steindachner).....	1333
<i>ramosus</i> (Poey).....	1334
<i>labraciforme</i> (Boulenger).....	1372
Genus <i>Orthopristis</i> , Girard.....	1334
Subgenus <i>Orthopristis</i> .....	1336
<i>forbesi</i> , Jordan & Starks.....	1336
<i>reddingi</i> , Jordan & Richardson.....	1336
<i>chalcus</i> (Günther).....	1337
<i>chrysopterus</i> (Linnaeus).....	1338
<i>poeyi</i> , Scudder.....	1339
<i>cantharinus</i> (Jenyns).....	1339
Subgenus <i>Evapristis</i> , Jordan & Evermann.....	1340
<i>lethopristis</i> , Jordan & Fesler.....	1340
Genus <i>Isaciella</i> , Jordan & Fesler.....	1340
<i>brevipinnis</i> (Steindachner).....	1341
Genus <i>Microlepidotus</i> , Gill.....	1341
<i>inornatus</i> , Gill.....	1341
Genus <i>Genyatremus</i> , Gill.....	1342
<i>luteus</i> (Bloch).....	1342
Family <i>Sparidae</i> .....	1343
Genus <i>Otrynter</i> , Jordan & Evermann.....	1344
<i>caprinus</i> (Bean).....	1345
Genus <i>Stenotomus</i> , Gill.....	1345
<i>chrysops</i> (Linnaeus).....	1346
<i>aculeatus</i> (Cuvier & Valenciennes).....	1346

	Page.
CLASS PISCES—Continued.	
SUBCLASS TELEOSTOMI—Continued.	
ORDER ACANTHOPTERI—Continued.	
SUBORDER RHEGNOPTERI—Continued.	
Family Sparidae—Continued.	
Genus <i>Calamus</i> , Swainson .....	1347
Subgenus <i>Calamus</i> .....	1349
<i>calamus</i> (Cuvier & Valenciennes).....	1349
<i>proridens</i> , Jordan & Gilbert.....	1350
<i>kendalli</i> , Evermann & Marsh .....	3172
<i>pennatula</i> , Guichenot .....	1351
<i>bajonado</i> (Bloch & Schneider).....	1352
Subgenus <i>Grammateus</i> , Poey .....	1353
<i>brachysomus</i> (Lockington).....	1353
<i>leucosteus</i> , Jordan & Gilbert.....	1353
<i>macrops</i> , Poey.....	1354
<i>taurinus</i> (Jennys).....	1354
<i>penna</i> (Cuvier & Valenciennes) .....	1354
<i>artifrons</i> , Goode & Bean.....	1355
<i>medius</i> (Poey).....	1356
Genus <i>Pagrus</i> , Cuvier .....	1356
<i>pagrus</i> (Linnaeus).....	1356
Genus <i>Lagodon</i> , Holbrook .....	1357
<i>rhomboides</i> (Linnæus) .....	1358
Genus <i>Archosargus</i> , Gill.....	1358
Subgenus <i>Salema</i> , Jordan & Evermann.....	1359
<i>unimaculatus</i> (Bloch) .....	1359
<i>pourtalesii</i> (Steindachner) .....	1360
<i>tridens</i> (Poey).....	1360
Subgenus <i>Archosargus</i> .....	1361
<i>probatocephalus</i> (Walbaum) .....	1361
<i>aries</i> (Cuvier & Valenciennes) .....	1361
Genus <i>Diplodus</i> , Rafinesque.....	1362
<i>holbrookii</i> (Bean) .....	1362
<i>argenteus</i> (Cuvier & Valenciennes) .....	1363
<i>sargus</i> (Linnæus).....	1363
Family <i>Momidae</i> .....	1364
Genus <i>Spicara</i> , Rafinesque.....	1364
<i>martinica</i> (Cuvier & Valenciennes) .....	1364
Genus <i>Emmelichthys</i> , Richardson .....	1365
Subgenus <i>Inermia</i> , Poey.....	1365
<i>vittatus</i> (Poey) .....	1365
Family <i>Gerridae</i> .....	1366
Genus <i>Eucinostomus</i> , Baird & Girard .....	1367
<i>dowi</i> (Gill) .....	1367
<i>pseudogula</i> , Poey.....	1368
<i>barengulus</i> , Goode & Bean .....	1368
<i>californiensis</i> (Gill) .....	1369
<i>gula</i> (Cuvier & Valenciennes).....	1370
Genus <i>Ulema</i> , Jordan & Evermann .....	1371
<i>lefrovi</i> (Goode).....	1371
Genus <i>Xystema</i> , Jordan & Evermann .....	1372
<i>cinereum</i> (Walbaum) .....	1372
Genus <i>Gerrus</i> , Cuvier .....	1373
Subgenus <i>Moharra</i> , Poey.....	1374
<i>rhombus</i> , Cuvier & Valenciennes.....	1374
Subgenus <i>Diapterus</i> , Ranzani .....	1375
<i>aureolus</i> , Jordan & Gilbert .....	1375

	Page.
CLASS PISCES—Continued.	
SUBCLASS TELEOSTOMI—Continued.	
ORDER ACANTHOPTERI—Continued.	
SUBORDER RHEGNOPTERI—Continued.	
<i>Family Gerridae</i> —Continued.	
Genus <i>Gerres</i> , Cuvier—Continued.	
Subgenus <i>Diapterus</i> , Ranzani—Continued.	
<i>peruvianus</i> , Cuvier & Valenciennes .....	1376
<i>olisthostomus</i> , Goode & Bean .....	1376
Subgenus <i>Gerres</i> .....	1377
<i>hrevimanus</i> , Günther .....	1377
<i>lineatus</i> (Humboldt) .....	1377
<i>brasilianus</i> , Cuvier & Valenciennes .....	1378
<i>embryx</i> , Jordan & Starks .....	1379
<i>plumieri</i> , Cuvier & Valenciennes .....	1379
<i>mexicanus</i> , Steindachner.....	1380
<i>Family Kyphosidae</i> .....	1380
Genus <i>Girella</i> , Gray.....	1381
<i>nigricans</i> (Ayres).....	1382
Genus <i>Doydixodon</i> , Valenciennes .....	1382
<i>freminvillei</i> , Valenciennes.....	1382
Genus <i>Hermosilla</i> , Jenkins & Evermann.....	1383
<i>azurea</i> , Jenkins & Evermann .....	1383
Genus <i>Kyphosus</i> , Lacépède.....	1384
<i>analogus</i> (Gill).....	1385
<i>incisor</i> (Cuvier & Valenciennes) .....	1386
<i>elegans</i> (Peters).....	1387
<i>sectatrix</i> (Linnæus).....	1387
<i>lutescens</i> (Jordan & Gilbert) .....	1388
Genus <i>Sectator</i> , Jordan & Fesler.....	1389
<i>ocyrus</i> (Jordan & Gilbert) .....	1389
Genus <i>Medialuna</i> , Jordan & Fesler .....	1390
<i>californiensis</i> (Steindachner) .....	1391
<i>Family Scienidae</i> .....	1392
Genus <i>Seriphus</i> , Ayres .....	1397
<i>politus</i> , Ayres.....	1397
Genus <i>Isopisthus</i> , Gill .....	1398
<i>remifer</i> , Jordan & Gilbert.....	1398
<i>parvipinnis</i> (Cuvier & Valenciennes) .....	1399
Genus <i>Buccone</i> , Jordan & Evermann .....	1400
<i>prædatoria</i> (Jordan & Gilbert) .....	1400
Genus <i>Cynoscion</i> , Gill .....	1400
Subgenus <i>Cynoscion</i> .....	1403
<i>acoupa</i> (Lacépède) .....	1403
<i>squamipinnis</i> (Günther) .....	1404
<i>othonopterus</i> , Jordan & Gilbert.....	1404
<i>obliquatus</i> (Valenciennes) .....	1405
<i>jamaicensis</i> (Vaillant & Bocourt) .....	1406
<i>nothus</i> (Holbrook) .....	1406
<i>regalis</i> (Bloch & Schneider) .....	1407
<i>thalassinus</i> (Holbrook) .....	1407
<i>reticulatus</i> (Günther).....	1408
<i>nebulosus</i> (Cuvier & Valenciennes) .....	1409
<i>parvipinnis</i> , Ayres.....	1410
<i>xanthulus</i> , Jordan & Gilbert .....	1410
<i>albus</i> (Günther).....	1411
<i>macdonaldi</i> , Gilbert.....	1411
<i>stolzmanni</i> (Steindachner).....	1412

	Page.
CLASS PISCES—Continued.	
SUBCLASS TELEOSTOMI—Continued.	
ORDER ACANTHOPTERI—Continued.	
SUBORDER RHEGNOPTERI—Continued.	
Family <i>Scienidae</i> —Continued.	
Genus <i>Cynoscion</i> , Gill—Continued.	
Subgenus <i>Atractoscion</i> , Gill.....	1413
<i>nobilis</i> (Ayres).....	1413
<i>phoxocephalus</i> , Jordan & Gilbert .....	1413
<i>leiarchus</i> (Cuvier & Valenciennes).....	1414
<i>virescens</i> (Cuvier & Valenciennes) .....	1415
<i>microlepidotus</i> (Cuvier & Valenciennes) .....	1415
Genus <i>Sageniethys</i> , Berg.....	1416
<i>ancyledon</i> (Bloch & Schneider).....	1416
Genus <i>Nebris</i> , Cuvier & Valenciennes.....	1416
<i>microps</i> , Cuvier & Valenciennes.....	1417
<i>occidentalis</i> , Vaillant .....	1417; 3173
Genus <i>Plagioscion</i> , Gill .....	1418
<i>squamosissimus</i> (Heckel) .....	1418
<i>heterolepis</i> (Bleeker) .....	1419
<i>surinamensis</i> (Bleeker) .....	1419
Genus <i>Larinus</i> , Cuvier & Valenciennes .....	1420
Subgenus <i>Amblyscion</i> , Gill.....	1421
<i>argenteus</i> (Gill) .....	1421
Subgenus <i>Larinus</i> .....	1421
<i>effulgens</i> , Gilbert .....	1421
<i>aclivis</i> , Jordan & Bristol .....	1422
<i>breviceps</i> , Cuvier & Valenciennes .....	1423
<i>pacificus</i> , Jordan & Bollman .....	1424
<i>fasciatus</i> , Holbrook .....	1424
Genus <i>Odontoscion</i> , Gill .....	1425
<i>dentex</i> (Cuvier & Valenciennes) .....	1425
<i>xanthops</i> , Gilbert .....	1426
Genus <i>Corvula</i> , Jordan & Eigenmann .....	1427
<i>macrops</i> , (Stefudaechner) .....	1427
<i>sialis</i> , Jordan & Eigenmann .....	1428
<i>subæqualis</i> (Poey) .....	1429
<i>sanctæ-luciæ</i> , Jordan .....	1429
<i>batabana</i> (Poey) .....	1430
Genus <i>Elattarchus</i> , Jordan & Evermann .....	1431
<i>archidium</i> (Jordan & Gilbert) .....	1431
Genus <i>Bairdiella</i> , Gill .....	1432
Subgenus <i>Bairdiella</i> .....	1433
<i>chrysuræ</i> (Lacépède) .....	1433
<i>ensifera</i> (Jordan & Gilbert).....	1434
<i>icistia</i> (Jordan & Gilbert) .....	1435
<i>ronchus</i> (Cuvier & Valenciennes) .....	1436
Subgenus <i>Nector</i> , Jordan & Evermann .....	1436
<i>armata</i> , Gill.....	1436
<i>aluta</i> , Jordan & Gilbert .....	1437
<i>chrysoleuca</i> (Günther) .....	1438
<i>mfacantha</i> (Boulenger) .....	3173
Genus <i>Stellifer</i> (Cuvier) Oken .....	1439
Subgenus <i>Zestis</i> , Gilbert .....	1440
<i>oscitans</i> (Jordan & Gilbert) .....	1440
<i>furthi</i> (Steindachner) .....	1441
Subgenus <i>Zestidium</i> , Gilbert.....	1442
<i>illecebrosus</i> , Gilbert .....	1442

CLASS PISCES—Continued.	Page.
SUBCLASS TELEOSTOMI—Continued.	
ORDER ACANTHOPTERI—Continued.	
SUBORDER RHEGNOPTERI—Continued.	
Family <i>Scienidae</i> —Continued.	
Genus <i>Stellifer</i> (Cuvier) Oken—Continued.	
Subgenus <i>Stellifer</i> .....	1443
<i>stellifer</i> (Bloch) .....	1443
<i>lanceolatus</i> (Holbrook).....	1443
<i>ericymba</i> (Jordan & Gilbert) .....	1444
<i>microps</i> (Steindachner) .....	1445
Subgenus <i>Stellicarens</i> , Gilbert.....	1445
<i>zestocarus</i> , Gilbert .....	1445
Genus <i>Ophioscion</i> , Gill .....	1446
Subgenus <i>Ophioscion</i> .....	1447
<i>adustus</i> (Agassiz) .....	1447
<i>typicus</i> , Gill .....	1448
<i>trabo</i> , Gilbert .....	1448
<i>simulus</i> , Gilbert .....	1449
<i>imiceps</i> (Jordan & Gilbert) .....	1451
<i>scierus</i> (Jordan & Gilbert).....	1452
Subgenus <i>Sigmurus</i> , Gilbert.....	1452
<i>vermicularis</i> (Günther) .....	1452
Genus <i>Sciænops</i> , Gill .....	1453
<i>ocellatus</i> (Linnaeus) .....	1453
Genus <i>Sciæna</i> (Artedi) Linnaeus .....	1454
Subgenus <i>Callaus</i> , Jordan .....	1455
<i>deliciosa</i> (Tschudi).....	1455
Subgenus <i>Cheilotrcma</i> , Tschudi .....	1456
<i>saturna</i> (Girard) .....	1456
Genus <i>Roncador</i> , Jordan & Gilbert .....	1457
<i>stearnsi</i> (Steindachner) .....	1457
Genus <i>Leostomus</i> , Lacépède .....	1458
<i>xanthurus</i> , Lacépède.....	1458
Genus <i>Pachypops</i> , Gill.....	1459
<i>furcraeus</i> (Lacépède) .....	1459
Genus <i>Genyonemus</i> , Gill .....	1460
<i>lineatus</i> (Ayres) .....	1460
Genus <i>Micropogon</i> , Cuvier & Valenciennes .....	1461
<i>undulatus</i> (Linnaeus) .....	1461
<i>furnieri</i> (Desmarest) .....	1462
<i>megalops</i> , Gilbert.....	1463
<i>ectenes</i> , Jordan & Gilbert.....	1463
<i>altipinnis</i> , Günther.....	1464
Genus <i>Umbrina</i> , Cuvier.....	1465
<i>broussonetii</i> , Cuvier & Valenciennes.....	1466
<i>coroides</i> , Cuvier & Valenciennes.....	1466
<i>roncador</i> , Jordan & Gilbert .....	1467
<i>xanti</i> , Gill.....	1467
<i>sinalœ</i> , Scofield.....	1468
<i>galapagorum</i> , Steindachner .....	1468
<i>dorsalis</i> , Gill .....	1469
Genus <i>Menticirrhus</i> , Gill.....	1469
<i>simus</i> , Jordan & Eigenmann.....	1472
<i>nasus</i> (Günther).....	1473
<i>panamensis</i> (Steindachner).....	1473
<i>martiniensis</i> (Cuvier & Valenciennes).....	1473
<i>americanus</i> (Linnaeus).....	1474

CLASS PISCES—Continued.	Page.
SUBCLASS TELEOSTOMI—Continued.	
ORDER ACANTHOPTERI—Continued.	
SUBORDER RHEGNOPTERI—Continued.	
<i>Family Scienidae</i> —Continued.	
Genus <i>Meuticirrlus</i> , Gill—Continued.	
<i>saxatilis</i> (Bloch & Schneider) .....	1475
<i>undulatus</i> (Girard) .....	1476
Subgenus <i>Umbrula</i> , Jordan & Eigenmann .....	1476
<i>elongatus</i> (Günther) .....	1476
<i>littoralis</i> (Holbrook) .....	1477
Genus <i>Paralouchurus</i> , Bocourt .....	1477
Subgenus <i>Polyclemus</i> , Berg .....	1478
<i>dumerili</i> (Bocourt) .....	1478
Subgenus <i>Zenoscion</i> , Jordan & Evermann .....	1479
<i>rathbuni</i> (Jordan & Bollman) .....	1479
Subgenus <i>Zaclemus</i> , Gilbert .....	1480
<i>goodei</i> , Gilbert .....	1480
Subgenus <i>Paralouchurus</i> .....	1481
<i>petersi</i> , Bocourt .....	1481
Genus <i>Lonchiurus</i> , Bloch .....	1481
<i>lanceolatus</i> (Bloch) .....	1481
Genus <i>Pogonias</i> , Lacépède .....	1482
<i>eromis</i> (Linnaeus) .....	1482
<i>courbina</i> (Lacépède) .....	1483
Genus <i>Aplodinotus</i> , Rafinesque .....	1483
<i>grunniens</i> , Rafinesque .....	1484
Genus <i>Eques</i> , Bloch .....	1485
Subgenus <i>Pareques</i> , Gill .....	1486
<i>viola</i> , Gilbert .....	1486
<i>acuminatus</i> (Bloch & Schneider) .....	1487
<i>umbrosus</i> , Jordan & Eigenmann .....	1487
<i>punctatus</i> , Bloch & Schneider .....	1488
<i>pulcher</i> , Steindachner .....	1489
Subgenus <i>Eques</i> .....	1489
<i>lanceolatus</i> (Linnaeus) .....	1489
Group <i>Cirrhitoides</i> .....	1490
<i>Family Cirrhitidae</i> .....	1490
Genus <i>Cirrhités</i> , Lacépède .....	1491
<i>rivulatus</i> , Valenciennes .....	1491
<i>betaurus</i> , Gill .....	1492
SUBORDER HOLCONOTI .....	1493
<i>Family Embiotocidae</i> .....	1493
Genus <i>Hysterochampus</i> , Gibbons .....	1495
<i>traski</i> , Gibbons .....	1496
Genus <i>Abeona</i> , Girard .....	1496
<i>minima</i> (Gibbons) .....	1497
<i>aurora</i> , Jordan & Gilbert .....	1497
Genus <i>Cymatogaster</i> , Gibbons .....	1498
<i>aggregatus</i> , Gibbons .....	1498
Genus <i>Brachyistius</i> , Gill .....	1499
<i>frenatus</i> , Gill .....	1499
Genus <i>Zaleubius</i> , Jordan & Evermann .....	1499
<i>rosaceus</i> (Jordan & Gilbert) .....	1500
Genus <i>Hypocritichthys</i> , Gill .....	1500
<i>analis</i> (Alexander Agassiz) .....	1500



	Page.
CLASS PISCES—Continued.	
SUBCLASS TELEOSTOMI—Continued.	
ORDER ACANTHOPTERI—Continued.	
SUBORDER HOLCONOTI—Continued.	
Family <i>Embiotocidae</i> —Continued.	
Genus <i>Hyperprosopon</i> , Gibbons.....	1501
<i>argenteus</i> , Gibbons.....	1501
<i>agassizii</i> , Gill.....	1502
Genus <i>Holconotus</i> , Agassiz.....	1502
<i>rhodoterus</i> , Agassiz.....	1502
Genus <i>Amphistictus</i> , Agassiz.....	1503
<i>argenteus</i> , Agassiz.....	1503
Genus <i>Embiotoca</i> , Agassiz.....	1504
<i>jacksoni</i> , Agassiz.....	1504
Genus <i>Tæniotoca</i> , Alexander Agassiz.....	1505
<i>lateralis</i> (Agassiz).....	1505
Genus <i>Phanerodon</i> , Girard.....	1506
<i>furcatus</i> , Girard.....	1506
<i>artipes</i> (Jordan & Gilbert).....	1507
Genus <i>Rhacochilus</i> , Agassiz.....	1507
<i>toxotes</i> , Agassiz.....	1507
Genus <i>Hypsurus</i> , Alexander Agassiz.....	1508
<i>caryi</i> (Agassiz).....	1508
Genus <i>Damalichthys</i> , Girard.....	1509
<i>argyrosomus</i> (Girard).....	1509
SUBORDER CHROMIDES.....	1511
Family <i>Cichlidae</i> .....	1512
Genus <i>Petenia</i> , Günther.....	1513
<i>splendida</i> , Günther.....	1513
Genus <i>Equidens</i> , Eigenmann & Bray.....	1513
<i>cæruleopunctatus</i> (Kner & Steindachner).....	1514
Genus <i>Cichlasoma</i> , Swainson.....	1514
Subgenus <i>Cichlasoma</i> .....	1515
<i>rectangulare</i> (Steindachner).....	1515
<i>bartoni</i> (Bean).....	1515
<i>godmanni</i> (Günther).....	1516
<i>sieboldii</i> (Kner & Steindachner).....	1516
<i>intermedium</i> (Günther).....	1517
<i>anguliferum</i> (Günther).....	1517
<i>fenestratum</i> (Günther).....	1518
<i>montezuma</i> (Heckel).....	1518
<i>macracanthum</i> (Günther).....	1518
<i>parma</i> (Günther).....	1519
<i>margaritifera</i> (Günther).....	1519
<i>spilurum</i> (Günther).....	1520
<i>longimanus</i> (Günther).....	1520
<i>bifasciatum</i> (Steindachner).....	1521
<i>helleri</i> (Steindachner).....	1521
<i>balteatum</i> (Gill & Bransford).....	1521
<i>rostratum</i> (Gill & Bransford).....	1522
<i>melanopogon</i> (Steindachner).....	1523
<i>melanurum</i> (Günther).....	1523
<i>nebuliferum</i> (Günther).....	1524
<i>lentiginosum</i> (Steindachner).....	1524
<i>deppii</i> (Heckel).....	1524
Subgenus <i>Archocentrus</i> , Gill.....	1525
<i>nigrofasciatum</i> (Günther).....	1525

	Page.
CLASS PISCES—Continued.	
SUBCLASS TELEOSTOMI—Continued.	
ORDER ACANTHOPTERI—Continued.	
SUBORDER CHROMIDES—Continued.	
<i>Family Cichlidae</i> —Continued.	
Genus <i>Cichlasoma</i> , Swainson—Continued.	
Subgenus <i>Archocentrus</i> , Gill—Continued.	
<i>multispinosum</i> (Günther) .....	1525
<i>centrarchus</i> (Gill & Bransford) .....	1526
<i>steindachneri</i> , Jordan & Snyder .....	3173
Genus <i>Heros</i> , Heckel .....	1526
<i>friedrichstali</i> , Heckel .....	1528
<i>salvini</i> , Günther .....	1528
<i>alpinis</i> , Günther .....	1529
<i>maculipinnis</i> , Steindachner .....	1529
<i>trimaculatus</i> , Günther .....	1529
<i>labiatus</i> , Günther .....	1536
<i>lobochilus</i> , Günther .....	1530
<i>erythræus</i> , Günther .....	1531
<i>basilaris</i> , Gill & Bransford .....	1532
<i>nicaraguensis</i> , Günther .....	1532
<i>managuensis</i> , Günther .....	1533
<i>aureus</i> , Günther .....	1533
<i>citrinellus</i> , Günther .....	1534
<i>motaguensis</i> , Günther .....	1534
<i>oblongus</i> , Günther .....	1535
<i>dovii</i> , Günther .....	1535
<i>gibbiceps</i> , Steindachner .....	1536
<i>microphthalmus</i> , Günther .....	1536
<i>urophthalmus</i> , Günther .....	1537
<i>troscheli</i> , Steindachner .....	1537
<i>cyanoguttatus</i> (Baird & Girard) .....	1537
<i>pavonaceus</i> , Garman .....	1538
<i>altifrons</i> , Kner & Steindachner .....	1538
<i>beani</i> , Jordan .....	1538
<i>tetracanthus</i> (Cuvier & Valenciennes) .....	1539
<i>istlanus</i> , Jordan & Snyder .....	3174
Genus <i>Theraps</i> , Günther .....	1540
<i>irregularis</i> , Günther .....	1540
Genus <i>Neetroplus</i> , Günther .....	1541
<i>nematopus</i> , Günther .....	1541
<i>nicaraguensis</i> , Gill & Bransford .....	1542
<i>carpintis</i> , Jordan & Snyder .....	3175
Genus <i>Satanoperca</i> , Günther .....	1542
<i>crassilabris</i> (Steindachner) .....	1542
<i>Family Pomacentridæ</i> .....	1543
Genus <i>Azurina</i> , Jordan & McGregor .....	1544
<i>hirundo</i> , Jordan & McGregor .....	1544
Genus <i>Chromis</i> , Cuvier .....	1545
Subgenus <i>Furcaria</i> , Poey .....	1546
<i>atrilobatus</i> , Gill .....	1546
<i>cyanens</i> (Poey) .....	1547
<i>multilineatus</i> (Guichenot) .....	1547
Subgenus <i>Ayresia</i> , Cooper .....	1548
<i>punctipinnis</i> (Cooper) .....	1548
Subgenus <i>Heliases</i> , Cuvier & Valenciennes .....	1548
<i>insolatus</i> (Cuvier & Valenciennes) .....	1548
<i>enchrysurus</i> , Jordan & Gilbert .....	1548

CLASS PISCES—Continued.	Page.
SUBCLASS TELEOSTOMI—Continued.	
ORDER ACANTHOPTERI—Continued.	
SUBORDER CHROMIDES—Continued.	
<i>Family Pomacentridæ</i> —Continued.	
Genus <i>Eupomacentrus</i> , Bleeker.....	1549
Subgenus <i>Eupomacentrus</i> .....	1551
<i>leucurus</i> (Gilbert).....	1551
<i>adustus</i> (Troschel).....	1551
<i>fuscus</i> (Cuvier & Valenciennes).....	1552
<i>diencæus</i> , Jordan & Rutter.....	1552
<i>rectifrænum</i> (Gill).....	1553; 3176
<i>analis</i> (Poey).....	1554
<i>otophorus</i> (Poey).....	1555
<i>leucostictus</i> (Müller & Troschel).....	1555
<i>flaviventer</i> (Troschel).....	1557
<i>partitus</i> (Poey).....	1558
<i>planifrons</i> (Cuvier & Valenciennes).....	1559
Genus <i>Nexilarius</i> , Gilbert.....	1559
<i>concolor</i> (Gill).....	1559
Genus <i>Abudefduf</i> , Forskål.....	1560
Subgenus <i>Glyphisodon</i> , Lacépède.....	1561
<i>saxatilis</i> (Linnæus).....	1561
Subgenus <i>Euschistodus</i> , Gill.....	1562
<i>declivifrons</i> (Gill).....	1562
<i>analogus</i> (Gill).....	1563
<i>taurus</i> (Müller & Troschel).....	1563
<i>rudis</i> (Poey).....	1563
Genus <i>Hypsypops</i> , Gill.....	1564
<i>rubicundus</i> (Girard).....	1564
Genus <i>Microspathodon</i> , Günther.....	1565
<i>bairdii</i> (Gill).....	1566
<i>chrysurus</i> (Cuvier & Valenciennes).....	1567
<i>niveatus</i> (Poey).....	1567
<i>dorsalis</i> (Gill).....	1568
SUBORDER PHARYNGOGNATHI.....	1571
<i>Family Labridæ</i> .....	1571
Genus <i>Centrolabrus</i> , Günther.....	1575
<i>exoletus</i> (Linnæus).....	1576
Genus <i>Tautogolabrus</i> , Günther.....	1576
<i>adpersus</i> (Walbaum).....	1577
Genus <i>Tautoga</i> , Mitchell.....	1577
<i>onitis</i> (Linnæus).....	1578
Genus <i>Lachnolaimus</i> , Cuvier & Valenciennes.....	1579
<i>maximus</i> (Walbaum).....	1579
Genus <i>Harpe</i> , Lacépède.....	1581
<i>diplotænia</i> , Gill.....	1582
<i>rufa</i> (Linnæus).....	1583
<i>eclancheri</i> (Valenciennes).....	1583
<i>pulchella</i> (Poey).....	1584
Genus <i>Decodon</i> , Günther.....	1584
<i>puellaris</i> (Poey).....	1584
Genus <i>Pimelometopon</i> , Gill.....	1585
<i>pulcher</i> (Ayres).....	1585
<i>darwinii</i> (Jenyns).....	1586
Genus <i>Clepticus</i> , Cuvier.....	1586
<i>parræ</i> (Bloch & Schneider).....	1586

CLASS PISCES—Continued.	Page.
SUBCLASS TELEOSTOMI—Continued.	
ORDER ACANTHOPTERI—Continued.	
SUBORDER PHARYNGOGNATHI—Continued.	
Family <i>Labridæ</i> —Continued.	
Genus <i>Iridio</i> , Jordan & Evermann .....	1587
<i>radiatus</i> (Linnaeus) .....	1590
<i>nicholsi</i> (Jordan & Gilbert) .....	1591
<i>sellifer</i> (Gilbert) .....	1592
<i>semicinctus</i> (Ayres) .....	1592
<i>garnoti</i> (Cuvier & Valenciennes) .....	1593
<i>cianocephalus</i> (Bloch) .....	1594
<i>maculipinna</i> (Müller & Troschel) .....	1594
<i>bivittatus</i> (Bloch) .....	1595
<i>dispilus</i> (Günther) .....	1597
<i>kirschi</i> , Jordan & Evermann .....	1598
<i>poeyi</i> (Steindachner) .....	1599
<i>caudalis</i> (Poey) .....	1599
<i>pictus</i> (Poey) .....	1599
Genus <i>Oxyjulis</i> , Gill .....	1601
<i>californicus</i> (Günther) .....	1601
Genus <i>Emmeekia</i> , Jordan & Evermann .....	1601
<i>venusta</i> (Jenkins & Evermann) .....	1602
Genus <i>Julidio</i> , Jordan & Evermann .....	1602
<i>adustus</i> (Gilbert) .....	1602
<i>notospilus</i> (Günther) .....	1603
Genus <i>Pseudojulis</i> , Bleeker .....	1604
<i>iuornatus</i> , Gilbert .....	1604
<i>melanotis</i> , Gilbert .....	1605
Genus <i>Thalassoma</i> , Swainson .....	1605; 2859
<i>lucasanum</i> (Gill) .....	1607; 2859
<i>socorroense</i> , Gilbert .....	1607; 2859
<i>nitidum</i> (Günther) .....	1608; 2859
<i>nitidissimum</i> (Goode) .....	1608; 2859
<i>steindachneri</i> (Jordan) .....	1609; 2859
<i>bifasciatum</i> (Bloch) .....	1609; 2859
<i>grammaticum</i> , Gilbert .....	1610; 2859
<i>virens</i> , Gilbert .....	1610; 2859
Genus <i>Doratonotus</i> , Günther .....	1611
<i>megalepis</i> , Günther .....	1611
<i>decoris</i> , Evermann & Marsh .....	3177
Genus <i>Xyrula</i> , Jordan .....	1612
<i>jessie</i> (Jordan) .....	1612
Genus <i>Novaculichthys</i> , Bleeker .....	1613
<i>rosipes</i> (Jordan & Gilbert) .....	1614
<i>ventralis</i> (Bean) .....	1615
<i>infirmus</i> (Bean) .....	1616
<i>martiniensis</i> (Cuvier & Valenciennes) .....	1616
Genus <i>Xyrichthys</i> , Cuvier .....	1617
<i>mundiceps</i> , Gill .....	1618
<i>psittacus</i> (Linnaeus) .....	1618
<i>modestus</i> , Poey .....	1619
Genus <i>Inistius</i> , Gill .....	1619
<i>mundicorpms</i> , Gill .....	1620
Family <i>Scaridæ</i> .....	1620
Genus <i>Cryptotomus</i> , Cope .....	1621
<i>dentiens</i> (Poey) .....	1623
<i>retractus</i> (Poey) .....	1623
<i>ustus</i> (Cuvier & Valenciennes) .....	1624

CLASS PISCES—Continued.	Page.
SUBCLASS TELEOSTOMI—Continued.	
ORDER ACANTHOPTERI—Continued.	
SUBORDER PHARYNGOGNATHI—Continued.	
Family Scaridae—Continued.	
Genus <i>Cryptotomus</i> , Cope—Continued.	
<i>auropunctatus</i> (Cuvier & Valenciennes) .....	1624
<i>beryllinus</i> , Jordan & Swain .....	1625
<i>roseus</i> , Cope .....	1626
Genus <i>Calotomus</i> , Gilbert .....	1626
<i>xenodon</i> , Gilbert .....	1626
Genus <i>Sparisoma</i> , Swainson .....	1627
Subgenus <i>Sparisoma</i> .....	1630
<i>xystrodon</i> , Jordau & Swain .....	1630
<i>atomarium</i> (Poey) .....	1631
<i>radians</i> (Cuvier & Valenciennes) .....	1631
<i>hoplomystax</i> (Cope) .....	1632
<i>uiphobles</i> , Jordau & Bolluan .....	1633
<i>aurofrenatum</i> (Cuvier & Valenciennes) .....	1634
<i>oxybrachium</i> (Poey) .....	1634
<i>abildgaardi</i> (Bloch) .....	1635
<i>distinctum</i> (Poey) .....	1635
<i>chrysopterum</i> (Bloch & Schneider) .....	1636
<i>lorito</i> , Jordan & Swain .....	1637
<i>viride</i> (Bonnaterre) .....	1638
Subgenus <i>Euscarus</i> , Jordan & Evermann .....	1639
<i>strigatum</i> (Günther) .....	1639
<i>flavescens</i> (Bloch & Schneider) .....	1639
<i>rubripinne</i> (Cuvier & Valenciennes) .....	1640
<i>brachiale</i> (Poey) .....	1641
<i>maschalespilos</i> (Bleeker) .....	1641
<i>frondosum</i> (Cuvier) .....	1642
Genus <i>Scarus</i> , Forskål .....	1642
Subgenus <i>Scarus</i> .....	1645
<i>punctulatus</i> (Cuvier & Valenciennes) .....	1645
<i>bollmani</i> , Jordan & Evermann .....	1646
<i>tæniopterus</i> , Desmarest .....	1646
<i>aracanga</i> (Günther) .....	1647
<i>trispinosus</i> , Cuvier & Valenciennes .....	1648
<i>cnzauila</i> , Bean .....	1648
<i>vetula</i> , Bloch & Schneider .....	1649
<i>gnathodus</i> , Poey .....	1650
Subgenus <i>Calliodon</i> (Gronow) Schneider .....	1650
<i>croicensis</i> (Bloch) .....	1650
<i>evermanni</i> , Jordan .....	1651
<i>flavomarginatus</i> , Cuvier & Valenciennes .....	1652
<i>acutus</i> , Poey .....	1652
<i>cærnleus</i> (Bloch) .....	1652
<i>emblematicus</i> , Jordau & Rutter .....	1654
Genus <i>Pseudoscarus</i> , Bleeker .....	1655
Subgenus <i>Pseudoscarus</i> .....	1655
<i>cælestinus</i> (Cuvier & Valenciennes) .....	1655
<i>simplex</i> , Poey .....	1656
<i>pleianus</i> (Poey) .....	1656
Subgenus <i>Loro</i> , Jordan & Evermann .....	1657
<i>guacamaia</i> (Cuvier) .....	1657
<i>perrico</i> (Jordan & Gilbert) .....	1658
Group <i>Zeoidea</i> .....	1659

	Page.
CLASS PISCES—Continued.	
SUBCLASS TELEOSTOMI—Continued.	
ORDER ACANTHOPTERI—Continued.	
SUBORDER PHARYNGOGNATHI—Continued.	
Family Zeidae .....	1659
Genus Zenopsis, Gill.....	1660
ocellatus (Storer) .....	1660
Genus Zenion, Jordan & Evermann .....	1661
hololepis (Goode & Bean) .....	1661
Genus Oreosoma, Cuvier & Valenciennes .....	1662
atlanticum, Cuvier & Valenciennes .....	1662
Group Caproidea.....	1663
Family Caproidæ .....	1663
Genus Antigonina, Lowe.....	1664
capros, Lowe.....	1665
SUBORDER SQUAMIPINNES .....	1665
Family Ephippidae .....	1666
Genus Chætodipterus, Lacépède.....	1667
faber (Broussonet) .....	1668
zonatus (Girard) .....	1668
Genus Parapsettus, Steindachner .....	1669
panamensis, Steindachner .....	1669
Family Chætodontidae .....	1669
Genus Prognathodes, Gill.....	1671
aculeatus (Poey) .....	1671
Genus Forcipiger, Jordan & McGregor.....	1671
flavissimus, Jordan & McGregor .....	1671
Genus Chætodon (Artdi) Linnaeus .....	1672
Subgenus Chætodontops, Bleeker.....	1673
nigrirostris (Gill) .....	1673
ocellatus, Bloch .....	1674
humeralis, Günther .....	1674
sedentarius, Poey .....	1675
aya, Jordan .....	1675
ataniatus (Poey) .....	1676
striatus, Linnaeus .....	1677
Subgenus Chætodon.....	1677
capistratus, Linnaeus .....	1677
bricei, Smith .....	1678
Genus Pomacanthus, Lacépède.....	1679
Subgenus Pomacanthus.....	1679
arcuatus (Linnaeus) .....	1679
paru (Bloch) .....	1680
Subgenus Pomacanthodes, Gill .....	1681
zonipectus (Gill) .....	1681
Genus Holacanthus, Lacépède .....	1682
passer, Valenciennes .....	1682
clarionensis, Gilbert .....	1683
tricolor (Bloch).....	1684
Genus Angelichthys, Jordan & Evermann.....	1684
ciliaris (Linnaeus) .....	1684
isabelita, Jordan & Rutter .....	1685
iodocus, Jordan & Rutter.....	1686
Family Zanclidae .....	1687
Genus Zanclus, Cuvier & Valenciennes .....	1687
cornutus (Linnaeus) .....	1687
Family Teuthididae.....	1688
Genus Teuthis, Linnaeus .....	1689
trioctegus (Linnaeus).....	1690

CLASS PISCES—Continued.	Page.
SUBCLASS TELEOSTOMI—Continued.	
ORDER ACANTHOPTERI—Continued.	
SUBORDER SQUAMIPINNES—Continued.	
Family <i>Teuthididae</i> —Continued.	
Genus <i>Teuthis</i> , Linnæus—Continued.	
<i>cæruleus</i> (Bloch & Schneider) .....	1691
<i>hepatus</i> , Linnæus .....	1691
<i>crestonis</i> , Jordan & Starks .....	1692
<i>bahianus</i> (Castlenau) .....	1693
<i>aliala</i> (Lesson) .....	1693
Genus <i>Xesurus</i> , Jordan & Evermann .....	1694
<i>punctatus</i> (Gill) .....	1694
<i>clarionis</i> , Gilbert & Starks .....	1695
<i>laticlavus</i> (Valenciennes) .....	1695
ORDER PLECTOGNATHI .....	1696
SUBORDER SCLERODERMI .....	1697
Family <i>Triacanthidae</i> .....	1697
Genus <i>Hollardia</i> , Poey .....	1697
<i>hollardi</i> , Poey .....	1698
Family <i>Balistidae</i> .....	1698
Genus <i>Balistes</i> (Artedi) Linnæus .....	1699
Subgenus <i>Capriscus</i> , Rafinesque .....	1700
<i>polylepis</i> , Steindachner .....	1700
<i>naufragium</i> , Jordan & Starks .....	1700
<i>carolinensis</i> , Gmelin .....	1701
<i>forcipatus</i> , Gmelin .....	1702
Subgenus <i>Balistes</i> .....	1703
<i>vetula</i> , Linnæus .....	1703
Genus <i>Pachynathus</i> , Swainson .....	1703
<i>capistratus</i> (Shaw) .....	1704
Genus <i>Canthidermis</i> , Swainson .....	1705
<i>sobaco</i> , Poey .....	1705
<i>sufflamen</i> (Mitchill) .....	1706
<i>maculatus</i> (Bloch) .....	1706
<i>willughbeii</i> (Lay & Bennett) .....	1707
Genus <i>Xanthichthys</i> , Kaup .....	1708
<i>ringens</i> (Linnæus) .....	1709
<i>mento</i> (Jordan & Gilbert) .....	1710
Genus <i>Melichthys</i> , Swainson .....	1711
<i>piceus</i> (Poey) .....	1711
<i>bispinosus</i> , Gilbert .....	1711
Family <i>Monacanthidae</i> .....	1712
Genus <i>Cantherines</i> , Swainson .....	1713
<i>pullus</i> (Ranzani) .....	1713
<i>carolæ</i> , Jordan & McGregor .....	1713
Genus <i>Monacanthus</i> , Cuvier .....	1714
<i>ciliatus</i> (Mitchill) .....	1714
<i>hispidus</i> (Linnæus) .....	1715
<i>spilonotus</i> , Cope .....	1716
<i>oppositus</i> , Poey .....	1716
Genus <i>Pseudomonacanthus</i> , Blecker .....	1717
<i>amphioxys</i> (Cope) .....	1717
Genus <i>Ceratacanthus</i> , Gill .....	1718; 2860
<i>schaepfi</i> (Walbaum) .....	1718; 2860
<i>punctatus</i> (Agassiz) .....	1718; 2860
Subgenus <i>Osbeckia</i> Jordan & Evermann .....	1719
<i>scriptus</i> (Osbeck) .....	1719; 2860
Genus <i>Alutera</i> , Cuvier .....	1717; 2860
<i>monoceros</i> (Osbeck) .....	1720; 2860; 3178

CLASS PISCES—Continued.	Page.
SUBCLASS TELEOSTOMI—Continued.	
ORDER PLECTOGNATHI—Continued.	
SUBORDER OSTRACODERMI.....	1720
<i>Family Ostraciidæ</i> .....	1721
Genus <i>Lactophrys</i> , Swainson.....	1721
Subgenus <i>Rhinesomus</i> , Swainson.....	1722
<i>triqueter</i> (Linnaeus).....	1722
Subgenus <i>Chapinus</i> , Jordan & Evermann.....	1723
<i>bicaudalis</i> (Linnaeus).....	1723
Subgenus <i>Lactophrys</i> .....	1723
<i>trigonus</i> (Linnaeus).....	1723
Subgenus <i>Acanthostracion</i> , Bleeker.....	1724
<i>tricornis</i> (Linnaeus).....	1724
SUBORDER GYMNODONTES.....	1726
<i>Family Tetraodontidæ</i> .....	1726
Genus <i>Lagocephalus</i> , Swainson.....	1727
<i>lævigatus</i> (Linnaeus).....	1728
<i>pachycephalus</i> (Ranzani).....	1728
Genus <i>Spheroides</i> , Lacépède.....	1729
Subgenus <i>Spheroides</i> .....	1731
<i>angusticeps</i> (Jenyns).....	1731
<i>lobatus</i> (Steindachner).....	1731
<i>spengleri</i> (Bloch).....	1732
<i>maculatus</i> (Bloch & Schneider).....	1733
<i>nepelus</i> (Goode & Bean).....	1733; 3178
<i>marmoratus</i> (Ranzani).....	1733
Subgenus <i>Cheilichthys</i> , Müller.....	1734
<i>testudineus</i> (Linnaeus).....	1734
<i>annulatus</i> (Jenyns).....	1735
<i>politus</i> (Girard).....	1736
<i>formosus</i> (Günther).....	1736
<i>furthi</i> (Steindachner).....	1737
<i>trichocephalus</i> (Cope).....	1737
<i>pachygaster</i> (Müller & Troschel).....	1738
Genus <i>Ovoides</i> , Lacépède.....	1738
<i>erethizon</i> (Jordan & Gilbert).....	1739
<i>setosus</i> (Rosa Smith).....	1739
Genus <i>Colomesus</i> , Gill.....	1740
<i>psittacus</i> (Bloch & Schneider).....	1740
<i>Family Canthigasteridæ</i> .....	1740
Genus <i>Canthigaster</i> , Swainson.....	1741
<i>punctatissimus</i> (Günther).....	1741
<i>rostratus</i> (Bloch).....	1741
<i>Family Diodontidæ</i> .....	1742
Genus <i>Trichodiodon</i> , Bleeker.....	1743
<i>pilosus</i> (Mitchill).....	1743
Genus <i>Diodon</i> , Linnaeus.....	1744
<i>hystrix</i> , Linnaeus.....	1745
<i>holacanthus</i> , Linnaeus.....	1746
<i>maculifer</i> , Kaup.....	1747
Genus <i>Chilomycterus</i> , Eibron.....	1747
Subgenus <i>Cylichthys</i> , Kaup.....	1748
<i>schœpfi</i> (Walbaum).....	1748
<i>spinosus</i> , Linnaeus.....	1749
<i>antillarum</i> , Jordan & Rutter.....	1749
<i>antennatus</i> (Cuvier).....	1750
Subgenus <i>Chilomycterus</i> .....	1750
<i>atinga</i> (Linnaeus).....	1750
<i>californiensis</i> , Eigenmann.....	1751



CLASS PISCES—Continued.	Page.
SUBCLASS TELEOSTOMI—Continued.	
ORDER PLECTOGNATHI—Continued.	
SUBORDER GYMNODONTES—Continued.	
Family <i>Diodontidae</i> —Continued.	
Genus <i>Lyosphaera</i> , Evermann & Kendall.....	1751
<i>globosa</i> , Evermann & Kendall.....	1751
Family <i>Molidae</i> .....	1752
Genus <i>Mola</i> , Cuvier.....	1753
<i>mola</i> (Linnaeus).....	1753
Genus <i>Ranzania</i> , Nardo.....	1755
<i>truncata</i> (Retzius).....	1755
SUBORDER LORICATI.....	1756
Family <i>Scorpenidae</i> .....	1758
Genus <i>Sebastes</i> , Cuvier.....	1760
<i>marinus</i> (Linnaeus).....	1760
Genus <i>Sebastolobus</i> , Gill.....	1761
<i>alascanus</i> , Bean.....	1761
<i>altivelis</i> , Gilbert.....	1763
Genus <i>Sebastodes</i> , Gill.....	1765
Subgenus <i>Emmelas</i> , Jordan & Evermann.....	1777
<i>glaucus</i> (Hilgendorf).....	1777
Subgenus <i>Sebastodes</i> .....	1778
<i>jordani</i> , Gilbert.....	1778
<i>goodei</i> , Eigenmann & Eigenmann.....	1779
<i>paucispinis</i> (Ayres).....	1780
Subgenus <i>Sebastosomus</i> , Gill.....	1781
<i>flavidus</i> (Ayres).....	1781
<i>serranoides</i> , Eigenmann & Eigenmann.....	1782
<i>melanops</i> (Girard).....	1782
Subgenus <i>Primospina</i> , Eigenmann & Beeson.....	1783
<i>ciliatus</i> (Tilesius).....	1783
<i>mystinus</i> , Jordan & Gilbert.....	1784
Subgenus <i>Acutomentum</i> , Eigenmann & Beeson.....	1785
<i>entomelas</i> (Jordan & Gilbert).....	1785
<i>rufus</i> , Eigenmann & Eigenmann.....	1786
<i>macdonaldi</i> (Eigenmann & Beeson).....	1786
<i>brevispinis</i> (Bean).....	1787
<i>ovalis</i> (Ayres).....	1788
<i>eigenmanni</i> , Cramer.....	1789
<i>hopkinsi</i> , Cramer.....	1789
<i>alutus</i> (Gilbert).....	1790
<i>proriger</i> (Jordan & Gilbert).....	1792
Subgenus <i>Rosicola</i> , Jordan & Evermann.....	1793
<i>pinniger</i> (Gill).....	1793
<i>miniatus</i> (Jordan & Gilbert).....	1794
<i>atorubens</i> (Gilbert).....	1796
<i>atrovirens</i> (Jordan & Gilbert).....	1797
Subgenus <i>Zalopyr</i> , Jordan & Evermann.....	1795; 2860
<i>alentianus</i> , Jordan & Evermann.....	1795; 2860
Subgenus <i>Eosebastes</i> , Jordan & Evermann.....	1798
<i>saxicola</i> (Gilbert).....	1798
<i>crameri</i> , Jordan.....	1799
<i>semicinctus</i> , Gilbert.....	1800
<i>diploproa</i> (Gilbert).....	1801
<i>aurora</i> (Gilbert).....	1802
<i>melanostomus</i> , Eigenmann & Eigenmann.....	1803
<i>introniger</i> (Gilbert).....	1803

	Page.
CLASS PISCES—Continued.	
SUBCLASS TELEOSTOMI—Continued.	
ORDER PLECTOGNATHI—Continued.	
SUBORDER LORICATI—Continued.	
Family <i>Scorpanidae</i> —Continued.	
Genus <i>Sebastodes</i> , Gill—Continued.	
Subgenus <i>Sebastomus</i> , Gill .....	1805
<i>ruberrimus</i> , Cramer .....	1805
<i>constellatus</i> (Jordan & Gilbert) .....	1806
<i>umbrosus</i> (Jordan & Gilbert) .....	1807
<i>rosaceus</i> (Girard) .....	1808
<i>ayresii</i> , Gilbert & Cramer .....	1808
<i>rhodochloris</i> (Jordan & Gilbert) .....	1809
<i>eos</i> , Eigenmann & Eigenmann .....	1810
<i>gilli</i> , Eigenmann & Eigenmann .....	1811
<i>chlorostictus</i> (Jordan & Gilbert) .....	1811
<i>rupestris</i> (Gilbert) .....	1812
Subgenus <i>Hispaniscus</i> , Cramer .....	1813
<i>sinensis</i> (Gilbert) .....	1813
<i>zacentrus</i> (Gilbert) .....	1814
<i>elongatus</i> (Ayres) .....	1815
<i>levis</i> (Eigenmann & Eigenmann) .....	1816
<i>rubrivinctus</i> (Jordan & Gilbert) .....	1817
Subgenus <i>Auctospina</i> , Eigenmann & Beeson .....	1817
<i>auriculatus</i> (Girard) .....	1817
<i>dallii</i> (Eigenmann & Beeson) .....	1818
Subgenus <i>Pteropodus</i> , Eigenmann & Beeson .....	1819
<i>rastrelliger</i> (Jordan & Gilbert) .....	1819
<i>aurinus</i> (Richardson) .....	1820
<i>vexillaris</i> (Jordan & Gilbert) .....	1821
<i>maliger</i> (Jordan & Gilbert) .....	1822
<i>gilberti</i> , Cramer .....	1823
<i>carnatus</i> (Jordan & Gilbert) .....	1824
<i>chrysomelas</i> (Jordan & Gilbert) .....	1825
<i>nebulosus</i> (Ayres) .....	1826
Subgenus <i>Sebastichthys</i> , Gill .....	1827
<i>serriceps</i> (Jordan & Gilbert) .....	1827
<i>nigrocinctus</i> (Ayres) .....	1827
Subgenus <i>Sebastosomus</i> , Gill .....	1829; 2860
<i>taczanowskii</i> (Steindachner) .....	1831; 2860
Genus <i>Sebastopsis</i> , Gill .....	1835
<i>xyris</i> , Jordan & Gilbert .....	1835
Genus <i>Helicolenus</i> , Goode & Bean .....	1836
<i>dactylopterus</i> (De la Roche) .....	1837
<i>maderensis</i> , Goode & Bean .....	1837
Genus <i>Scorpana</i> (Artedi) Linnaeus .....	1839
<i>agassizii</i> , Goode & Bean .....	1840
<i>cristulata</i> , Goode & Bean .....	1841
<i>brasiliensis</i> , Cuvier & Valenciennes .....	1842
<i>histrion</i> , Jenyns .....	1843
<i>pannosa</i> , Cramer .....	1845
<i>guttata</i> , Girard .....	1847
<i>plumieri</i> , Bloch .....	1848
<i>mystes</i> , Jordan & Starks .....	1849
<i>grandicornis</i> , Cuvier & Valenciennes .....	1850
<i>russula</i> , Jordan & Bollman .....	1851
<i>sonora</i> , Jenkins & Evermann .....	1852
<i>inermis</i> , Cuvier & Valenciennes .....	1853
<i>nematophthalmus</i> , (Günther) .....	2861

CLASS PISCES—Continued.	Page.
SUBCLASS TELEOSTOMI—Continued.	
ORDER PLECTOGNATHI—Continued.	
SUBORDER LORICATI—Continued.	
Family <i>Scorpenidae</i> —Continued.	
Genus <i>Pontinus</i> , Poey .....	1854
<i>macrolepis</i> , Goode & Bean .....	1855
<i>castor</i> , Poey .....	1856
<i>pollux</i> , Poey .....	1857
<i>rathbuni</i> , Goode & Bean .....	1857
<i>longispinis</i> , Goode & Bean .....	1858
<i>sierra</i> (Gilbert) .....	1859
Genus <i>Setarches</i> , Johnson .....	1860
<i>parmatus</i> , Goode .....	1860
Family <i>Anoplopomatidae</i> .....	1861
Genus <i>Anoplopoma</i> , Ayres .....	1861
<i>fimbria</i> (Pallas) .....	1862
Genus <i>Erilepis</i> , Gill .....	1862
<i>zonifer</i> (Lockington) .....	1863
Family <i>Hexagrammidae</i> .....	1863
Genus <i>Pleuragrammus</i> , Gill .....	1864
<i>monopterygius</i> (Pallas) .....	1864
Genus <i>Hexagrammos</i> (Steller) Tilesius .....	1866
<i>decagrammus</i> (Pallas) .....	1867
<i>octagrammus</i> (Pallas) .....	1869
<i>stelleri</i> , Tilesius .....	1871
<i>supercilius</i> (Pallas) .....	1872
<i>lagocephalus</i> (Pallas) .....	1873
Genus <i>Ophiodon</i> , Girard .....	1875
<i>elongatus</i> , Girard .....	1875
Genus <i>Zaniolepis</i> , Girard .....	1876
<i>latipinnis</i> , Girard .....	1876
<i>frenatus</i> , Eigenmann .....	1877
Genus <i>Oxylebius</i> , Gill .....	1878
<i>pictus</i> , Gill .....	1878
Family <i>Cottidae</i> .....	1879
Genus <i>Jordania</i> , Starks .....	1884
<i>zonope</i> , Starks .....	1884
Genus <i>Paricelinus</i> , Eigenmann & Eigenmann .....	1885
<i>hopliticus</i> , Eigenmann & Eigenmann .....	1886
Genus <i>Alcidea</i> , Jordan & Evermann .....	1886
<i>thoburni</i> (Gilbert) .....	1887
Genus <i>Scorpenichthys</i> , Girard .....	1889
<i>marmoratus</i> (Ayres) .....	1889
Genus <i>Chitonotus</i> , Lockington .....	1889
<i>pugetensis</i> (Steindachner) .....	1890
Genus <i>Tarandichthys</i> , Jordan & Evermann .....	1891
<i>cavifrons</i> (Gilbert) .....	1891
<i>filamentosus</i> (Gilbert) .....	1892
<i>tenuis</i> (Gilbert) .....	1893
Genus <i>Icelinus</i> , Jordan .....	1894
<i>fimbriatus</i> , Gilbert .....	1894
<i>oculatus</i> , Gilbert .....	1895
<i>borealis</i> , Gilbert .....	1896
<i>quadriseriatus</i> (Lockington) .....	1897
<i>strabo</i> , Starks .....	1897
Genus <i>Astrolytes</i> , Jordan & Starks .....	1898
<i>notospilotus</i> (Girard) .....	1899
<i>fenestralis</i> (Jordan & Gilbert) .....	1899

	Page.
CLASS PISCES—Continued.	
SUBCLASS TELEOSTOMI—Continued.	
ORDER PLECTOGNATHI—Continued.	
SUBORDER LORICATI—Continued.	
Family <i>Cottidæ</i> —Continued.	
Genus <i>Archistes</i> , Jordan & Gilbert .....	1900
<i>plumarius</i> , Jordan & Gilbert .....	1900
Genus <i>Artedius</i> , Girard .....	1902
<i>lateralis</i> (Girard) .....	1902
<i>asperulus</i> , Starks .....	1903
Genus <i>Axyrias</i> , Starks .....	1903
<i>harringtoni</i> , Starks .....	1904
Genus <i>Artediellus</i> , Jordan .....	1905
<i>uncinatus</i> (Reinhardt) .....	1905
<i>atlanticus</i> , Jordan & Evermann .....	1906
<i>pacificus</i> , Gilbert .....	1906
Genus <i>Ruscarius</i> , Jordan & Starks .....	1908
<i>manyi</i> , Jordan & Starks .....	1908
Genus <i>Rastrinus</i> , Jordan & Evermann .....	1909
<i>scutiger</i> (Bean) .....	1909
Genus <i>Icelus</i> , Kröyer .....	1911
<i>bicornis</i> (Reinhardt) .....	1911
<i>spiniger</i> , Gilbert .....	1914
<i>eurypops</i> , Bean .....	1915
<i>vicinalis</i> , Gilbert .....	1916
<i>canaliculatus</i> , Gilbert .....	1917
<i>australis</i> , Eigenmann & Eigenmann .....	1918
Genus <i>Radulinus</i> , Gilbert .....	1919
<i>beleoides</i> , Gilbert .....	1919
<i>asprellus</i> , Gilbert .....	1920
Genus <i>Stelgistrum</i> , Jordan & Gilbert .....	1921
<i>stegneri</i> , Jordan & Gilbert .....	1921
Genus <i>Triglops</i> , Reinhardt .....	1923
<i>pingeli</i> , Reinhardt .....	1923
<i>beani</i> , Gilbert .....	1924
<i>scepticus</i> , Gilbert .....	1925
Genus <i>Sternias</i> , Jordan & Evermann .....	1926
<i>xenostethus</i> (Gilbert) .....	1927
Genus <i>Prionistius</i> , Bean .....	1927
<i>macellus</i> , Bean .....	1928
Genus <i>Elanura</i> , Gilbert .....	1930
<i>forficata</i> , Gilbert .....	1930
Genus <i>Melletes</i> , Bean .....	1932
<i>papilio</i> , Bean .....	1932
Genus <i>Hemilepidotus</i> , Cuvier .....	1934
<i>jordani</i> , Bean .....	1934
<i>hemilepidotus</i> (Tilesius) .....	1935
Genus <i>Calycilepidotus</i> , Ayres .....	1936
<i>spinosus</i> , Ayres .....	1937
Genus <i>Enophrys</i> , Swainson .....	1937
Subgenus <i>Aspicottus</i> , Girard .....	1938
<i>bison</i> (Girard) .....	1938
Subgenus <i>Enophrys</i> .....	1938
<i>claviger</i> (Cuvier & Valenciennes) .....	1938
Genus <i>Ceratocottus</i> , Gill .....	1939
<i>lucasi</i> , Jordan & Gilbert .....	1940
<i>diceurus</i> (Pallas) .....	1940

	Page.
CLASS PISCES—Continued.	
SUBCLASS TELEOSTOMI—Continued.	
ORDER PLECTOGNATHI—Continued.	
SUBORDER LORICATI—Continued.	
Family Cottidae—Continued.	
Genus <i>Cottus</i> (Artedi) Linnæus .....	1941
Subgenus <i>Pegedictis</i> , Rafinesque .....	1944
<i>asper</i> , Richardson .....	1944
<i>gulosus</i> (Girard) .....	1944
<i>evermanni</i> , Gilbert .....	1945
<i>rhotheus</i> , Rosa Smith .....	1946
<i>shasta</i> , Jordan & Starks .....	1947
<i>punctulatus</i> (Gill) .....	1948
<i>semiscaber</i> (Cope) .....	1949
<i>ictalops</i> (Rafinesque) .....	1950
Subgenus <i>Tauridea</i> , Jordan & Rice .....	1952
<i>ricei</i> , Nelson .....	1952
Subgenus <i>Cottus</i> .....	1953
<i>onychus</i> , Eigenmann & Eigenmann .....	1953
<i>pollicaris</i> (Jordan & Gilbert) .....	1953
<i>cognatus</i> , Richardson .....	1954
<i>perplexus</i> , Gilbert & Evermann .....	1955
<i>klamathensis</i> , Gilbert .....	1955
<i>aleuticus</i> , Gilbert .....	1957
<i>minutus</i> , Pallas .....	1958
<i>beldingii</i> , Eigenmann & Eigenmann .....	1958
<i>philonips</i> , Eigenmann & Eigenmann .....	1959
<i>annæ</i> , Jordan & Starks .....	1960
<i>spilotus</i> (Cope) .....	1961
<i>leopomus</i> , Gilbert & Evermann .....	1962
<i>princeps</i> , Gilbert .....	1962
Genus <i>Uranidea</i> , De Kay .....	1963
<i>bendirei</i> (Bean) .....	1964
<i>greenei</i> , Gilbert & Culver .....	1965
<i>marginata</i> , Bean .....	1965
<i>tenuis</i> , Evermann & Meek .....	1966
<i>franklini</i> (Agassiz) .....	1967
<i>kumlienii</i> , Hoy .....	1967
<i>gracilis</i> (Heckel) .....	1968
<i>formosa</i> (Girard) .....	1969
<i>hoyi</i> , Putnam .....	1969
Genus <i>Myoxocephalus</i> (Steller) Tilesius .....	1970
Subgenus <i>Acanthocottus</i> , Girard .....	1971
<i>bubalis</i> (Euphrasen) .....	1971
<i>æneus</i> (Mitchill) .....	1972
<i>scorpioïdes</i> (Fabricius) .....	1973
<i>scorpius</i> (Linnæus) .....	1974
<i>grønlandicus</i> (Cuvier & Valenciennes) .....	1974
<i>octodecimspinosus</i> (Mitchill) .....	1976
Subgenus <i>Myoxocephalus</i> .....	1976
<i>polyacanthocephalus</i> , Pallas .....	1976
<i>jaok</i> (Cuvier & Valenciennes) .....	1977
<i>verrucosus</i> (Bean) .....	1979
<i>axillaris</i> (Gill) .....	1980
<i>stelleri</i> , Tilesius .....	1981
<i>mednius</i> , B. A. Bean .....	1983
<i>nivosus</i> (Herzenstein) .....	1984
<i>niger</i> (Bean) .....	1985

CLASS PISCES—Continued.	Page.
SUBCLASS TELEOSTOMI—Continued.	
ORDER PLECTOGNATHI—Continued.	
SUBORDER LORICATI—Continued.	
Family Cottidae—Continued.	
Genus <i>Megalocottus</i> , Gill .....	1987
<i>platycephalus</i> (Pallas) .....	1987
<i>laticeps</i> (Gilbert) .....	1988
Genus <i>Zesticelus</i> , Jordan & Evermann .....	1990
<i>profundorum</i> (Gilbert) .....	1990
Genus <i>Dasycottus</i> , Bean .....	1991
<i>setiger</i> , Bean .....	1991
Genus <i>Cottunculus</i> , Collett .....	1992
<i>microps</i> , Collett .....	1992
<i>thomsonii</i> (Günther) .....	1993
Genus <i>Malacocottus</i> , Bean .....	1994
<i>zonurus</i> , Bean .....	1994
Genus <i>Argyrocottus</i> , Herzenstein .....	1995
<i>zanderi</i> , Herzenstein .....	1995
Genus <i>Porocottus</i> , Gill .....	1996
<i>scellaris</i> (Gilbert) .....	1996
<i>quadratus</i> , B. A. Bean .....	1998
<i>polaris</i> (Sabine) .....	1998
<i>quadrifidus</i> , Gill .....	1999
<i>tentaculatus</i> (Kner) .....	2000
<i>bradfordi</i> , Rutter .....	2862
Genus <i>Oncocottus</i> , Gill .....	2000
<i>quadricornis</i> (Linnæus) .....	2001
<i>hexacornis</i> (Richardson) .....	2002
Genus <i>Trigloopsis</i> , Girard .....	2005
<i>thompsoni</i> , Girard .....	2005
Genus <i>Gymnocanthus</i> , Swainson .....	2006
<i>pistilliger</i> (Pallas) .....	2006
<i>tricuspis</i> (Reinhardt) .....	2008
<i>galeatus</i> (Bean) .....	2010
Genus <i>Leiocottus</i> , Girard .....	2010
<i>hirundo</i> , Girard .....	2011
Genus <i>Leptocottus</i> , Girard .....	2011
<i>armatus</i> , Girard .....	2012
Genus <i>Clinocottus</i> , Gill .....	2012
<i>analis</i> (Girard) .....	2012
Genus <i>Oligocottus</i> , Girard .....	2013
<i>maculosus</i> , Girard .....	2013
<i>borealis</i> , Jordan & Snyder .....	2014
<i>snyderi</i> , Greeley .....	2871
Genus <i>Sigmistes</i> , Rutter .....	2863
<i>caulias</i> , Rutter .....	2863
Genus <i>Blennicottus</i> , Gill .....	2017; 2864
Subgenus <i>Oxycottus</i> , Jordan & Evermann .....	2015; 2864
<i>acuticeps</i> (Gilbert) .....	2015; 2864
<i>embryum</i> (Jordan & Starks) .....	2016; 2864
Subgenus <i>Blennicottus</i> .....	2016; 2864
<i>recalvus</i> , Greeley .....	3178
<i>globiceps</i> (Girard) .....	2017
<i>bryosus</i> , Jordan & Starks .....	2017
Genus <i>Rusciculus</i> , Greeley .....	3179
<i>rinensis</i> , Greeley .....	3179
Genus <i>Dialarchus</i> , Greeley .....	3180
<i>snyderi</i> , Greeley .....	3182

CLASS PISCES—Continued.	Page.
SUBCLASS TELEOSTOMI—Continued.	
ORDER PLECTOGNATHI—Continued.	
SUBORDER LORICATI—Continued.	
Family Cottidae—Continued.	
Genus Eximia, Greeley .....	3182
rubellio, Greeley .....	3182
Genus Histiocottus, Gill .....	2018
bilobus (Cuvier & Valenciennes) .....	2018
Genus Blepsias, Cuvier .....	2018
cirrhosus (Pallas) .....	2018
Genus Nautiscus, Jordan & Evermann .....	2019
pribilovius, Jordan & Gilbert .....	2019
Genus Nautichthys, Girard .....	2020
oculofasciatus (Girard) .....	2021
Genus Ulea, Jordan & Evermann .....	2021
marmorata (Bean) .....	2021
Genus Hemitripterus, Cuvier .....	2022
americanus (Gmelin) .....	2023
cavifrons, Lockington .....	2023
Genus Synchronus, Bean .....	2023
gilli, Bean .....	2024
Genus Ascelichthys, Jordan & Gilbert .....	2024
rhodorus, Jordan & Gilbert .....	2025
Genus Psychrolutes, Günther .....	2025
paradoxus, Günther .....	2026
Genus Gilbertidia, Berg .....	2027; 3183
sigolutes, Jordan & Starks .....	2028
Family Ramphocottidae .....	2029
Genus Ramphocottus, Günther .....	2030
richardsoni, Günther .....	2030
Family Agonidae .....	2031
Genus Percis, Scopoli .....	2033
japonicus (Pallas) .....	2034
Genus Agonomalus, Guichenot .....	2036
proboscidalis (Valenciennes) .....	2037
Genus Hypsagonus, Gill .....	2038
quadricornis (Cuvier & Valenciennes) .....	2038
Genus Stellerina, Cramer .....	2041
xyosterna (Jordan & Gilbert) .....	2042
Genus Occa, Jordan & Evermann .....	2043
verrucosa (Lockington) .....	2043
dodecaedron (Tilesius) .....	2044
Genus Brachyopsis, Gill .....	2046
rostratus (Tilesius) .....	2046
segaliensis (Tilesius) .....	2048
Genus Pallasina, Cramer .....	2048
barbata (Steindachner) .....	2049
aix, Starks .....	2050
Genus Leptagonus, Gill .....	2052
decagonus (Bloch & Schneider) .....	2052
Genus Podothecus, Gill .....	2054
accipiter, Jordan & Starks .....	2055
hamlini, Jordan & Gilbert .....	2056
gilberti (Collett) .....	2058
thompsoni, Jordan & Gilbert .....	2060
acipenserinus (Tilesius) .....	2061
veternus, Jordan & Starks .....	2063

	Page.
CLASS PISCES—Continued.	
SUBCLASS TELEOSTOMI—Continued.	
ORDER PLECTOGNATHI—Continued.	
SUBORDER LORICATI—Continued.	
Family Agonidae—Continued.	
Genus Agonus, Bloch & Schneider.....	2064
cataphractus, Linnaeus.....	2065
Genus Stelgis, Cramer.....	2067
vulsus (Jordan & Gilbert).....	2067
Genus Aurruncus, Jordan & Starks.....	2069
emmelane, Jordan & Starks.....	2069
sterletus, Gilbert.....	2071
Genus Sarritor, Cramer.....	2072
frenatus, Gilbert.....	2073
leptorhynchus (Gilbert).....	2075
Genus Nystes, Jordan & Starks.....	2076
axinophrys, Jordan & Starks.....	2076
Genus Bathyagonus, Gilbert.....	2077
nigripinnis, Gilbert.....	2078
Genus Xenochirus, Gilbert.....	2079
pentacanthus, Gilbert.....	2080
alascanus, Gilbert.....	2081
latifrons, Gilbert.....	2082
triacanthus, Gilbert.....	2084
Genus Odontopyxis, Lockington.....	2085
tripinosus, Lockington.....	2085
Genus Bothragonus, Gill.....	2086
swanii (Steindachner).....	2086
Genus, Aspidophoroides, Lacépède.....	2088
Subgenus Uleina, Cramer.....	2089
olriki, Lütken.....	2089
guntheri, Bean.....	2090
monopterygius (Bloch).....	2091
bartoni, Gilbert.....	2092
Subgenus Anoplagonus, Gill.....	2093
inermis, Günther.....	2093
Family Cyclopteridae.....	2094
Genus Cyclopterus (Artemis) Linnaeus.....	2096
lumpus, Linnaeus.....	2096
Genus Eumicrotremus, Gill.....	2097
spinosus (Müller).....	2098
orbis (Günther).....	2099
Genus Lethotremus, Gilbert.....	2100
muticus, Gilbert.....	2101
violentus, Jordan & Starks.....	2101
Genus Cyclopteroides, Garman.....	2102
gyrinops, Garman.....	2102
Genus Cyclopterichthys, Steindachner.....	2103
ventricosus (Pallas).....	2104
Genus Liparops, Garman.....	2104
stelleri (Pallas).....	2104
Family Liparididae.....	2105
Genus Neoliparis, Steindachner.....	2106
atlanticus, Jordan & Evermann.....	2107
rutteri, Gilbert & Snyder.....	2108
eallyodon (Pallas).....	2110
mucosus (Ayres).....	2111
florae, Jordan & Starks.....	2111
greeni, Jordan & Starks.....	2112



CLASS PISCES—Continued.	Page.
SUBCLASS TELEOSTOMI—Continued.	
ORDER PLECTOGNATHI—Continued.	
SUBORDER LORICATI—Continued.	
<i>Family Liparididae</i> —Continued.	
Genus <i>Neoliparis</i> , Steindachner—Continued.	
<i>fissuratus</i> , Starks .....	2113
Genus <i>Liparis</i> (Artedi) Scopoli .....	2114
Subgenus <i>Liparis</i> .....	2116
<i>liparis</i> (Linnaeus) .....	2116
<i>cyclopus</i> , Günther .....	2118
<i>fucensis</i> , Gilbert .....	2119
<i>tunicatus</i> , Reinhardt .....	2120
<i>agassizii</i> , Putnam .....	2121
<i>herschellinus</i> , Scofield .....	2123
<i>dennyi</i> , Jordan & Starks .....	2124
<i>cyclostigma</i> , Gilbert .....	2125
Subgenus <i>Lyoliparis</i> , Jordan & Evermann .....	2126
<i>pulchellus</i> , Ayres .....	2126
Subgenus <i>Actinochir</i> , Gill .....	2127
<i>major</i> (Gill) .....	2127
Genus <i>Crystallichthys</i> , Jordan & Gilbert .....	2864
<i>mirabilis</i> , Jordan & Gilbert .....	2865
Genus <i>Bathyphasma</i> , Gilbert .....	2128
<i>ovigerum</i> , Gilbert .....	2128
Genus <i>Careproctus</i> , Kröyer .....	2129
Subgenus <i>Caremitra</i> , Jordan & Evermann .....	2131
<i>simus</i> , Gilbert .....	2131
Subgenus <i>Careproctus</i> .....	2131
<i>colletti</i> , Gilbert .....	2131
<i>phasma</i> , Gilbert .....	2132
<i>spectrum</i> , Bean .....	2133
<i>reinhardi</i> (Kröyer) .....	2133
<i>ranula</i> (Goode & Bean) .....	2134
<i>ostentum</i> , Gilbert .....	2134
<i>gelatinosus</i> (Pallas) .....	2134
Subgenus <i>Allochir</i> , Jordan & Evermann .....	2135
<i>melanurus</i> , Gilbert .....	2135
Subgenus <i>Allinectes</i> , Jordan & Evermann .....	2136; 2866
<i>ectenes</i> , Gilbert .....	2136
Genus <i>Prognurus</i> , Jordan & Evermann .....	2866
<i>cypselurus</i> , Jordan & Gilbert .....	2866
Genus <i>Gyrinichthys</i> , Gilbert .....	2137
<i>minytremus</i> , Gilbert .....	2137
Genus <i>Amitra</i> , Goode .....	2138
<i>liparina</i> , Goode .....	2138
Genus <i>Paraliparis</i> , Collett .....	2139
Subgenus <i>Paraliparis</i> .....	2140
<i>holomelas</i> , Gilbert .....	2140
Subgenus <i>Amitrichthys</i> , Jordan & Evermann .....	2141
<i>cephalus</i> , Gilbert .....	2141
<i>rosaceus</i> , Gilbert .....	2142
<i>mento</i> , Gilbert .....	2142
<i>copei</i> , Goode & Bean .....	2143
<i>dactylosus</i> , Gilbert .....	2144
Subgenus <i>Hilgendorfia</i> , Goode & Bean .....	2144
<i>ulochir</i> , Gilbert .....	2144
Genus <i>Rhinoliparis</i> , Gilbert .....	2145
<i>barbulifer</i> , Gilbert .....	2145

	Page.
CLASS PISCES—Continued.	
SUBCLASS TELEOSTOMI—Continued.	
ORDER PLECTOGNATHI—Continued.	
SUBORDER CRANIOMI.....	2146
Family <i>Triglidae</i> .....	2147
Genus <i>Prionotus</i> , Lacépède.....	2148
Subgenus <i>Gurnardus</i> , Jordan & Evermann.....	2152
<i>birostratus</i> , Richardson.....	2152
<i>gymnostethus</i> , Gilbert.....	2153
<i>xenisma</i> , Jordan and Bollman.....	2154
<i>loxias</i> , Jordan.....	2155
Subgenus <i>Merulinus</i> , Jordan & Evermann.....	2156
<i>carolinus</i> (Linnaeus).....	2156
<i>scitulus</i> , Jordan.....	2157
<i>roseus</i> , Jordan & Evermann.....	2158
<i>alatus</i> , Goode & Bean.....	2159
Subgenus <i>Prionotus</i> .....	2160
<i>miles</i> , Jenyns.....	2160
<i>stephanophrys</i> , Lockington.....	2161
<i>quiescens</i> , Jordan & Bollman.....	2161
<i>albirostris</i> , Jordan & Bollman.....	2163
<i>rubio</i> , Jordan.....	2164
<i>ophryas</i> , Jordan & Swain.....	2164
<i>stearnsi</i> , Jordan & Swain.....	2166
<i>strigatus</i> (Cuvier & Valenciennes).....	2167
<i>evolans</i> (Linnaeus).....	2168
<i>punctatus</i> (Bloch).....	2169
<i>beanii</i> , Goode.....	2170
<i>tribulus</i> (Cuvier).....	2171
<i>horrens</i> , Richardson.....	2172
Genus <i>Bellator</i> , Jordan & Evermann.....	2173
<i>militaris</i> (Goode & Bean).....	2173
<i>egretta</i> (Goode & Bean).....	2174
Genus <i>Trigla</i> (Artedi) Linnaeus.....	2176
<i>oculus</i> , Linnaeus.....	2177
Family <i>Peristediidae</i> .....	2177
Genus <i>Peristedion</i> , Lacépède.....	2178
<i>miniatum</i> , Goode.....	2178
<i>longispathum</i> , Goode & Bean.....	2178
<i>gracile</i> , Goode & Bean.....	2179
<i>platycephalum</i> , Goode & Bean.....	2180
Genus <i>Vulsiculus</i> , Jordan & Evermann.....	2181
<i>inberbis</i> (Poey).....	2181
Family <i>Cephalacanthidae</i> .....	2182
Genus <i>Cephalacanthus</i> , Lacépède.....	2183
<i>volitans</i> (Linnaeus).....	2183
Group <i>Gobioidae</i> .....	2184
Family <i>Callionymidae</i> .....	2184
Genus <i>Callionymus</i> , Linnaeus.....	2185
<i>bairdi</i> , Jordan.....	2185
<i>agassizii</i> , Goode & Bean.....	2186
<i>calliurus</i> , Eigenmann & Eigenmann.....	2187
<i>pauciradiatus</i> , Gill.....	2188
Family <i>Gobiidae</i> .....	2188
Genus <i>Ioglossus</i> , Bean.....	2192
<i>calliurus</i> , Bean.....	2193
Genus <i>Philypnus</i> , Cuvier & Valenciennes.....	2194
<i>dormitor</i> (Lacépède).....	2194
<i>lateralis</i> , Gill.....	2195

CLASS PISCES—Continued.	Page.
SUBCLASS TELEOSTOMI—Continued.	
ORDER PLECTOGNATHI—Continued.	
SUBORDER CRANIOMI—Continued.	
Family <i>Gobiidæ</i> —Continued.	
Genus <i>Dormitator</i> , Gill.....	2195
<i>maculatus</i> (Bloch).....	2196
Genus <i>Guavina</i> , Bleeker.....	2198
<i>guavina</i> (Cuvier & Valenciennes).....	2198
Genus <i>Eleotris</i> (Gronow) Bloch & Schneider.....	2199
<i>amblyopsis</i> Cope.....	2199
<i>abacurus</i> , Jordan & Gilbert.....	2200
<i>psonis</i> (Gmelin).....	2200
<i>perniger</i> (Cope).....	2201
<i>pictus</i> (Kner & Steindachner).....	2201
Genus <i>Alexurus</i> , Jordan.....	2202
<i>arniger</i> , Jordan & Richardson.....	2203
Genus <i>Erotelis</i> , Poey.....	2203
<i>smaragdus</i> (Cuvier & Valenciennes).....	2204
Genus <i>Gymneleotris</i> , Bleeker.....	2204
<i>seminudus</i> (Günther).....	2204
Genus <i>Chriolepis</i> , Gilbert.....	2205
<i>minutillus</i> , Gilbert.....	2205
Genus <i>Sicydium</i> , Cuvier & Valenciennes.....	2205
<i>plumieri</i> (Bloch).....	2206
<i>antillarum</i> , Ogilvie-Grant.....	2206
<i>vincente</i> , Jordan & Evermann.....	2207
<i>punctatum</i> , Perugia.....	2267
<i>caguite</i> , Evermann & Marsh.....	3183
Genus <i>Cotylopus</i> , Guichenot.....	2207
Subgenus <i>Sicyosus</i> , Jordan & Evermann.....	2207; 2267
<i>gymnogaster</i> (Ogilvie-Grant).....	2207
<i>salvini</i> (Ogilvie-Grant).....	2208
Genus <i>Evorthodus</i> , Gill.....	2208
<i>breviceps</i> , Gill.....	2208
Genus <i>Lophogobius</i> , Gill.....	2209
<i>cyprinoides</i> (Pallas).....	2209
Genus <i>Gobius</i> (Artedi) Linnæus.....	2210
Subgenus <i>Gobius</i> .....	2216
<i>soporator</i> , Cuvier & Valenciennes.....	2216
Subgenus <i>Ctenogobius</i> , Gill.....	2218
<i>nicholsii</i> , Bean.....	2218
<i>eigenmanni</i> , Garman.....	2218
<i>glaucofrænum</i> (Gill).....	2219
<i>uanglicola</i> , Jordan & Starks.....	2220
<i>stigmaturus</i> , Goode & Bean.....	2220
<i>quadriporus</i> , Cuvier & Valenciennes.....	2221
<i>shufeldti</i> , Jordau & Eigenmann.....	2221
<i>boleosoma</i> , Jordan & Gilbert.....	2221
<i>fasciatus</i> (Gill).....	2222
<i>euæomus</i> , Jordau & Gilbert.....	2223
<i>stigmaticus</i> (Poey).....	2224
<i>lyricus</i> , Girard.....	2224
<i>garmani</i> , Eigenmann & Eigenmann.....	2225
<i>zebra</i> , Gilbert.....	2226; 2267
Subgenus <i>Euectenogobius</i> , Gill.....	2226
<i>poeyi</i> , Steindachner.....	2226
<i>badius</i> (Gill).....	2227

	Page.
CLASS PISCES—Continued.	
SUBCLASS TELEOSTOMI—Continued.	
ORDER PLECTOGNATHI—Continued.	
SUBORDER CRANIOMI—Continued.	
Family Gobiidae—Continued.	
Genus <i>Gobius</i> (Artemi) Linnaeus—Continued.	
Subgenus <i>Gobionellus</i> , Girard .....	2227
<i>microdon</i> , Gilbert .....	2227
<i>smaragdus</i> , Cuvier & Valenciennes .....	2227
<i>strigatus</i> , O'Shaghnessy .....	2228
<i>sagittula</i> (Günther) .....	2228
<i>hastatus</i> (Girard) .....	2229
<i>oceanicus</i> , Pallas .....	2230
<i>bayamonensis</i> , Evermann & Marsh .....	3184
Subgenus <i>Lythrypnus</i> , Jordan & Evermann .....	2230
<i>dalli</i> , Gilbert .....	2230
Genus <i>Garmannia</i> , Jordan & Evermann .....	2231
Subgenus <i>Garmannia</i> .....	2232
<i>paradoxa</i> (Günther) .....	2232
<i>hemigymna</i> (Eigenmann & Eigenmann) .....	2233
Subgenus <i>Enypnias</i> , Jordan & Evermann .....	2233
<i>seminuda</i> (Günther) .....	2233
Genus <i>Awaous</i> , Steindachner .....	2234
<i>flavus</i> (Cuvier & Valenciennes) .....	2235
<i>nelsoni</i> , Evermann .....	2235
<i>taiasica</i> (Lichtenstein) .....	2236
<i>mexicanus</i> (Günther) .....	2237
Genus <i>Bollmannia</i> , Jordan .....	2237
<i>ocellata</i> , Gilbert .....	2238
<i>chlamydes</i> , Jordan .....	2238
<i>macropoma</i> , Gilbert .....	2239
<i>stigmatura</i> , Gilbert .....	2239
<i>boqueronensis</i> , Evermann & Marsh .....	3185
Genus <i>Aboma</i> , Jordan & Starks .....	2240
<i>etheostoma</i> , Jordan & Starks .....	2240
<i>lucetiæ</i> (Eigenmann & Eigenmann) .....	2241
<i>chiquita</i> (Jenkins & Evermann) .....	2241
Genus <i>Microgobius</i> , Poey .....	2242
<i>gulosus</i> (Girard) .....	2243
<i>eulepis</i> , Eigenmann & Eigenmann .....	2244
<i>meeki</i> , Evermann & Marsh .....	3185
<i>thalassinus</i> , Jordan & Gilbert .....	2245
<i>signatus</i> , Poey .....	2246
Genus <i>Zalypnus</i> , Jordan & Evermann .....	2246
<i>cyclolepis</i> (Gilbert) .....	2246
<i>emblematicus</i> (Jordan & Gilbert) .....	2247
Genus <i>Eucyclogobius</i> , Gill .....	2248
<i>newberryi</i> (Girard) .....	2248
Genus <i>Lepidogobius</i> , Gill .....	2249
<i>lepidus</i> (Girard) .....	2249
Genus <i>Gillichthys</i> , Cooper .....	2249
<i>mirabilis</i> , Cooper .....	2250
<i>detrusus</i> , Gilbert & Seofield .....	2251
Genus <i>Quietula</i> , Jordan & Evermann .....	2251
<i>y-cauda</i> (Jenkins & Evermann) .....	2251
Genus <i>Hypnus</i> , Jordan & Evermann .....	2253
<i>gilberti</i> (Eigenmann & Eigenmann) .....	2253

CLASS PISCES—Continued.	Page.
SUBCLASS TELEOSTOMI—Continued.	
ORDER PLECTOGNATHI—Continued.	
SUBORDER CRANIOMI—Continued.	
Family Gobiidæ—Continued.	
Genus <i>Clevelandia</i> , Eigenmann & Eigenmann.....	2254
<i>ios</i> (Jordan & Gilbert).....	2254
<i>rosæ</i> , Jordan & Evermann.....	2255
Genus <i>Evermannia</i> , Jordan.....	2256
<i>longipinnis</i> (Steindachner).....	2256
<i>zosterura</i> , (Jordan & Gilbert).....	2256
Genus <i>Gobiosoma</i> , Girard.....	2257
<i>histrio</i> , Jordan.....	2258
<i>molestum</i> , Girard.....	2258
<i>bosci</i> (Lacépède).....	2259
<i>crescentale</i> , Gilbert.....	2259
<i>multifasciatum</i> , Steindachner.....	2260
Genus <i>Barbulifer</i> , Eigenmann & Eigenmann.....	2260
<i>ceuthæcus</i> (Jordan & Gilbert).....	2260
Genus <i>Typhlogobius</i> , Steindachner.....	2261
<i>californiensis</i> , Steindachner.....	2262
Genus <i>Tyntlastes</i> , Günther.....	2262
<i>brevis</i> (Günther).....	2262
<i>sagitta</i> (Günther).....	2263
Genus <i>Gobioides</i> , Lacépède.....	2263; 2263
<i>broussonnetii</i> , Lacépède.....	2263
<i>peruanus</i> (Steindachner).....	2264
Genus <i>Cayennia</i> , Sauvage.....	2265
<i>guichenoti</i> , Sauvage.....	2265
SUBORDER DISCOCEPHALI.....	2265
Family Echeuididæ.....	2265
Genus <i>Phtheichthys</i> , Gill.....	2268
<i>lineatus</i> (Menziès).....	2268
Genus <i>Echeneis</i> (Artedi) Linnæus.....	2268
<i>naucrates</i> , Linnæus.....	2269
<i>naucrateoides</i> , Zuiew.....	2270
Genus <i>Remilegia</i> , Gill.....	2270
<i>australis</i> (Bennett).....	2270
Genus <i>Remora</i> , Gill.....	2271
Subgenus <i>Remora</i> .....	2271
<i>remora</i> (Linnæus).....	2271
Subgenus <i>Remorina</i> , Jordan & Evermann.....	2272
<i>albescens</i> (Temminck & Schlegel).....	2272
Subgenus <i>Remoropsis</i> , Gill.....	2272
<i>brachyptera</i> (Lowe).....	2272
Genus <i>Rhombochirus</i> , Gill.....	2273
<i>osteoichir</i> (Cuvier).....	2273
Group <i>Trachinoidea</i> .....	2273
Family <i>Malacanthidæ</i> .....	2274
Genus <i>Malacanthus</i> , Cuvier.....	2275
<i>plumieri</i> (Bloch).....	2275
Genus <i>Caulolatilus</i> , Gill.....	2276
<i>princeps</i> (Jenyns).....	2276
<i>microps</i> , Goode & Bean.....	2277
<i>cyanops</i> , Poey.....	2278
Genus <i>Lopholatilus</i> , Goode & Bean.....	2278
<i>chamæleonticeps</i> , Goode & Bean.....	2278

	Page.
CLASS PISCES—Continued.	
SUBCLASS TELEOSTOMI—Continued.	
ORDER PLECTOGNATHI—Continued.	
SUBORDER DISCOCEPHALI—Continued.	
Family <i>Opisthognathidae</i> .....	2279
Genus <i>Opisthognathus</i> , Cuvier .....	2280
<i>lonchurum</i> , Jordan & Gilbert .....	2281
<i>punctatum</i> , Peters .....	2281
<i>macrognathum</i> , Poey .....	2281
<i>ommatum</i> , Jenkins & Evermann .....	2282
Genus <i>Gnathypops</i> , Gill .....	2283
<i>scops</i> , Jenkins & Evermann .....	2283
<i>maxillosa</i> (Poey) .....	2284
<i>macrops</i> (Poey) .....	2284
<i>rhomalea</i> (Jordan & Gilbert) .....	2285
<i>snyderi</i> , Jordan & Evermann .....	2285
<i>mystacina</i> , Jordan .....	2286
Genus <i>Lonchopisthus</i> , Gill .....	2286
<i>micrognathus</i> (Poey) .....	2287
Family <i>Bathymasteridae</i> .....	2287
Genus <i>Bathymaster</i> , Cope .....	2288
<i>signatus</i> , Cope .....	2288
Genus <i>Ronquilus</i> , Jordan & Starks .....	2289
<i>jordani</i> (Gilbert) .....	2289
Genus <i>Rathbunella</i> , Jordan & Evermann .....	2289
<i>hypoplecta</i> (Gilbert) .....	2290
Family <i>Chiasmodontidae</i> .....	2291
Genus <i>Chiasmodon</i> , Johnson .....	2291
<i>niger</i> , Johnson .....	2291
Genus <i>Pseudoscopelus</i> , Lütken .....	2292
<i>scriptus</i> , Lütken .....	2292
Family <i>Chaenichthyidae</i> .....	2293
Genus <i>Hypsicometes</i> , Goode .....	2293
<i>gobioides</i> , Goode .....	2294
Family <i>Trichodontidae</i> .....	2295
Genus <i>Trichodon</i> (Steller) Cuvier .....	2295
<i>trichodon</i> (Tilesius) .....	2295
Genus <i>Aretoscopus</i> , Jordan & Evermann .....	2297
<i>japonicus</i> (Steindachner) .....	2297
Family <i>Dactyloscopidae</i> .....	2297
Genus <i>Gillellus</i> , Gilbert .....	2298
<i>semicinetus</i> , Gilbert .....	2298
<i>arenicola</i> , Gilbert .....	2299
<i>ornatus</i> , Gilbert .....	2299
Genus <i>Dactyloscopus</i> , Gill .....	2300
Subgenus <i>Dactyloscopus</i> .....	2301
<i>pectoralis</i> , Gill .....	2301
<i>tridigitatus</i> , Gill .....	2301
<i>poeyi</i> , Gill .....	2302
<i>lunaticus</i> , Gilbert .....	2302
Subgenus <i>Esloscopus</i> , Jordan & Evermann .....	2303
<i>zelotes</i> , Jordan & Gilbert .....	2303
Genus <i>Dactylagnus</i> , Gill .....	2304
<i>mundus</i> , Gill .....	2304
Genus <i>Myxodagnus</i> , Gill .....	2305
<i>opercularis</i> , Gill .....	2305

CLASS PISCES—Continued.	Page.
SUBCLASS TELEOSTOMI—Continued.	
ORDER PLECTOGNATHI—Continued.	
SUBORDER DISCOCEPHALI—Continued.	
Family <i>Tranoscopidae</i> .....	2305
Genus <i>Astroscopus</i> , Brevoort .....	2306
<i>γ-græcum</i> (Cuvier & Valenciennes) .....	2307
<i>zephyreus</i> , Gilbert & Starks .....	2309
<i>guttatus</i> (Abbott) .....	2310
Genus <i>Kathetostoma</i> , Günther .....	2311
<i>averruncus</i> , Jordan & Bollman .....	2311
<i>albiguttum</i> , Bean .....	2312
SUBORDER HAPLODOCI .....	2313
Family <i>Batrachoididae</i> .....	2313
Genus <i>Batrachoides</i> , Lacépède .....	2314; 2868
<i>surinamensis</i> (Bloch & Schneider) .....	2314
<i>pacifici</i> (Günther) .....	2314
Genus <i>Opsanus</i> , Rafinesque .....	2315
<i>tau</i> (Linnaeus) .....	2315
<i>pardus</i> (Goode & Bean) .....	2316
Genus <i>Porichthys</i> , Girard .....	2317
<i>porosissimus</i> (Cuvier & Valenciennes) .....	2319
<i>notatus</i> , Girard .....	2321
<i>margaritatus</i> (Richardson) .....	2322
Genus <i>Thalassophryne</i> , Günther .....	2323
<i>maculosa</i> , Günther .....	2324
<i>reticulata</i> , Günther .....	2325
Genus <i>Diecter</i> , Jordan & Evermann .....	2325
<i>dowii</i> (Jordan & Gilbert) .....	2325
SUBORDER XENOPTERGGI .....	2326
Family <i>Gobiesocidae</i> .....	2326
Genus <i>Cauliarachus</i> , Gill .....	2327
<i>mæandricus</i> (Girard) .....	2328
Genus <i>Bryssætæres</i> , Jordan & Evermann .....	2328
<i>pinniger</i> (Gilbert) .....	2328
Genus <i>Gobiesox</i> , Lacépède .....	2329
Subgenus <i>Bryssophilus</i> , Jordan & Evermann .....	2330
<i>papillifer</i> , Gilbert .....	2330
Subgenus <i>Gobiesox</i> .....	2331
<i>gyrinus</i> , Jordan & Evermann .....	2331
<i>nigripinnis</i> (Peters) .....	2331
<i>cephalus</i> , Lacépède .....	2332
<i>tudes</i> , Richardson .....	2333
<i>stramosus</i> , Cope .....	2333
<i>virgatulus</i> , Jordan & Gilbert .....	2333
<i>adustus</i> , Jordan & Gilbert .....	2334
<i>funebri</i> , Gilbert .....	2334
<i>pœcilophthalmus</i> , Jenyns .....	2335
<i>rhodospilus</i> , Günther .....	2335
<i>macrophthalmus</i> , Günther .....	2335
<i>cerasinus</i> , Cope .....	2336
Subgenus <i>Sicyases</i> , Müller & Troschel .....	2336
<i>erythrops</i> , Jordan & Gilbert .....	2336
<i>rubiginosus</i> (Poey) .....	2337
<i>carneus</i> (Poey) .....	2337
<i>hæres</i> , Jordan & Bollman .....	2337
<i>punctulatus</i> (Poey) .....	2338
<i>fasciatus</i> (Peters) .....	2338

CLASS PISCES—Continued.	Page.
SUBCLASS TELEOSTOMI—Continued.	
ORDER PLECTOGNATHI—Continued.	
SUBORDER XENOPTERYGII—Continued.	
Family <i>Gobiesocidae</i> —Continued.	
Genus <i>Rimicola</i> , Jordan & Evermann.....	2338
<i>muscaram</i> (Meck & Pierson).....	2338
<i>eigenmanni</i> (Gilbert).....	2339
Genus <i>Arbaciosa</i> , Jordan & Evermann.....	2340
<i>rhessodon</i> (Rosa Smith).....	2340
<i>humeralis</i> (Gilbert).....	2341
<i>rupestris</i> (Poey).....	2341
<i>zebra</i> (Jordan & Gilbert).....	2341
<i>cos</i> (Jordan & Gilbert).....	2343
Group <i>Blennioidea</i> .....	2343
Family <i>Blenniidae</i> .....	2344
Genus <i>Ennecanectes</i> , Jordan & Evermann.....	2340
<i>carminalis</i> (Jordan & Gilbert).....	2350
Genus <i>Gillias</i> , Evermann & Marsh.....	3186
<i>jordani</i> , Evermann & Marsh.....	3186
Genus <i>Dialommus</i> , Gilbert.....	2868
<i>fuscus</i> , Gilbert.....	2868
Genus <i>Heterostichus</i> , Girard.....	2350
<i>rostratus</i> , Girard.....	2351
Genus <i>Gibbonsia</i> , Cooper.....	2351
<i>elegans</i> (Cooper).....	2353
<i>evides</i> (Jordan & Gilbert).....	2352; 2869
Genus <i>Neoclinus</i> , Girard.....	2354
Subgenus <i>Neoclinus</i> .....	2354
<i>blanchardi</i> , Girard.....	2354
Subgenus <i>Pterognathus</i> , Girard.....	2355
<i>satiricus</i> , Girard.....	2355
Genus <i>Malacoctenus</i> , Gill.....	2356
<i>ocellatus</i> (Steindachner).....	2356; 2869
<i>variatus</i> (Poey).....	2357
<i>macropus</i> (Poey).....	2357
<i>lugubris</i> (Poey).....	2357
<i>culebræ</i> , Evermann & Marsh.....	3187
<i>gillii</i> (Steindachner).....	2358
<i>puertoricensis</i> , Evermann & Marsh.....	3189
<i>binaculatus</i> (Steindachner).....	2358
<i>moorei</i> , Evermann & Marsh.....	3188
<i>delalandi</i> (Cuvier & Valenciennes).....	2358
<i>versicolor</i> (Poey).....	2359
<i>biguttatus</i> (Cope).....	2360
Genus <i>Labrisomus</i> , Swainson.....	2360
<i>herminier</i> (Le Sueur).....	2361
<i>nuchipinnis</i> (Quoy & Gaimard).....	2362
<i>xanti</i> , Gill.....	2362
<i>bucciferus</i> , Poey.....	2363
<i>microlepidotus</i> , Poey.....	2363
Genus <i>Mniierpes</i> , Jordan & Evermann.....	2364
<i>macrocephalus</i> (Günther).....	2364
Genus <i>Gobioclinus</i> , Gill.....	2364
<i>gobio</i> (Cuvier & Valenciennes).....	2365
Genus <i>Starksia</i> , Jordan & Evermann.....	2365
<i>cremnobates</i> (Gilbert).....	2365
Genus <i>Cryptotrema</i> , Gilbert.....	2366
<i>corallinum</i> , Gilbert.....	2366



CLASS PISCES—Continued.	Page.
SUBCLASS TELEOSTOMI—Continued.	
ORDER PLECTOGNATHI—Continued.	
SUBORDER XENOPTERYGII—Continued.	
Family <i>Blenniidae</i> —Continued.	
Genus <i>Exerpes</i> , Jordan & Evermann .....	2367
<i>asper</i> (Jenkins & Evermann) .....	2367
Genus <i>Auchenistius</i> , Evermann & Marsh .....	3190
<i>stahli</i> , Evermann & Marsh .....	3190
Genus <i>Auchenopterus</i> , Günther .....	2369
Subgenus <i>Corallicola</i> , Jordan & Evermann .....	2369
<i>nigripinnis</i> (Steindachner) .....	2369
<i>altivelis</i> (Lockington) .....	2370
<i>marmoratus</i> (Steindachner) .....	2371
Subgenus <i>Auchenopterus</i> .....	2371
<i>affinis</i> (Steindachner) .....	2371
<i>monophthalmus</i> , Günther .....	2372
<i>integripinnis</i> (Rosa Smith) .....	2372
<i>albicaudus</i> , Evermann & Marsh .....	3191
<i>rubescens</i> , Evermann & Marsh .....	3191
<i>cingulatus</i> , Evermann & Marsh .....	3192
<i>fajardo</i> , Evermann & Marsh .....	3193
<i>fasciatus</i> (Stiendachner) .....	2373
<i>nox</i> (Jordan & Gilbert) .....	2373
Genus <i>Paraclinus</i> , Mocquard .....	2374
<i>chaperi</i> , Mocquard .....	2374
Genus <i>Emunion</i> , Jordan .....	2375
<i>bristolæ</i> , Jordan .....	2375
Genus <i>Atopoclinus</i> , Vaillant .....	2376
<i>ringens</i> , Vaillant .....	2376
Genus <i>Runula</i> , Jordan & Bollman .....	2377
<i>azalea</i> , Jordan & Bollman .....	2377
Genus <i>Blennius</i> (Artemis) Linnæus .....	2377
Subgenus <i>Lipophrys</i> , Gill .....	2378
<i>carolinus</i> (Cuvier & Valenciennes) .....	2378
<i>fucorum</i> , Cuvier & Valenciennes .....	2379
<i>stearnsi</i> , Jordan & Gilbert .....	2379
<i>favosus</i> , Goode & Bean .....	2380
<i>pilicornis</i> , Cuvier & Valenciennes .....	2380
<i>marmoreus</i> , Poey .....	2381
<i>truncatus</i> (Poey) .....	2381
<i>vinctus</i> , Poey .....	2382
<i>cristatus</i> , Linnæus .....	2382
Genus <i>Scartella</i> , Jordan .....	2384
<i>microstoma</i> (Poey) .....	2384
Genus <i>Hypleurochilus</i> , Gill .....	2385
<i>geminatus</i> (Wood) .....	2385
Genus <i>Hypsoblennius</i> , Gill .....	2386
Subgenus <i>Hypsoblennius</i> .....	2386
<i>gilberti</i> (Jordan) .....	2386
<i>gentilis</i> (Girard) .....	2387
<i>striatus</i> (Steindachner) .....	2388
<i>ionthas</i> (Jordan & Gilbert) .....	2388
<i>hantz</i> (Le Sueur) .....	2390
Subgenus <i>Blenniulus</i> , Jordan & Evermann .....	2390
<i>brevipinnis</i> (Günther) .....	2390
Genus <i>Chasmodes</i> , Cuvier & Valenciennes .....	2391
<i>jenkinsi</i> (Jordan & Evermann) .....	2391
<i>quadrifasciatus</i> (Wood) .....	2392

	Page.
CLASS PISCES—Continued.	
SUBCLASS TELEOSTOMI—Continued.	
ORDER PLECTOGNATHI—Continued.	
SUBORDER XENOPTERYGII—Continued.	
Family <i>Blenniidae</i> —Continued.	
Genus <i>Chasmodes</i> , Cuvier & Valenciennes—Continued.	
<i>saburrae</i> , Jordan & Gilbert .....	2392
<i>novemlineatus</i> (Wood) .....	2393
<i>bosquianus</i> (Lacépède) .....	2394
Genus <i>Homesthes</i> , Gilbert .....	2394
<i>caulopus</i> , Gilbert .....	2394
Genus <i>Scartichthys</i> , Jordan & Evermann .....	2395
<i>rubropunctatus</i> (Cuvier & Valenciennes) .....	2396
Genus <i>Rupiscartes</i> , Swainson .....	2396
<i>atlanticus</i> (Cuvier & Valenciennes) .....	2397
Genus <i>Entomacrodus</i> , Gill .....	2397
<i>chiostictus</i> (Jordan & Gilbert) .....	2398
<i>margaritaceus</i> (Poey) .....	2398
<i>decoratus</i> , Poey .....	2399
<i>nigricans</i> , Gill .....	2399
Genus <i>Salariaichthys</i> , Guichenot .....	2400
<i>textilis</i> (Quoy & Gaimard) .....	2400
Genus <i>Coralliozetus</i> , Evermann & Marsh .....	3194
<i>cardone</i> , Evermann & Marsh .....	3194
Genus <i>Ophioblennius</i> , Gill .....	2400
<i>webbii</i> (Valenciennes) .....	2401
<i>steindachneri</i> , Jordan & Evermann .....	2401
Genus <i>Emblemaria</i> , Jordan & Gilbert .....	2401
<i>atlantica</i> , Jordan & Evermann .....	2402
<i>nivipes</i> , Jordan & Gilbert .....	2402
<i>oculocirris</i> , Jordan .....	2403
Genus <i>Chaenopsis</i> , Gill .....	2403
<i>ocellatus</i> , Poey .....	2403
Genus <i>Lucioblennius</i> , Gilbert .....	2404
<i>alepidotus</i> , Gilbert .....	2404
Genus <i>Pholidichthys</i> , Bleeker .....	2405
<i>anguilliformis</i> , Lockington .....	2405
Genus <i>Psednoblennius</i> , Jenkins & Evermann .....	2406
<i>hypacanthus</i> , Jenkins & Evermann .....	2406
Genus <i>Stathmonotus</i> , Bean .....	2407
<i>hemphilli</i> , Bean .....	2407
Genus <i>Bryostemma</i> , Jordan & Starks .....	2408
<i>polyactcephalum</i> (Pallas) .....	2408
<i>nugator</i> , Jordan & Williams .....	2410
Genus <i>Apodichthys</i> , Girard .....	2411
<i>dauidus</i> , Girard .....	2411
<i>univittatus</i> , Lockington .....	2412
Genus <i>Xererpes</i> , Jordan & Gilbert .....	2413
<i>fucorum</i> (Jordan & Gilbert) .....	2413
Genus <i>Ulvicola</i> , Gilbert .....	2413
<i>sanctae-rose</i> , Gilbert .....	2413
Genus <i>Pholis</i> (Gronov) Scopoli .....	2414
Subgenus <i>Urocentrus</i> , Kner .....	2415
<i>pictus</i> (Kner) .....	2415
Subgenus <i>Rhodymenichthys</i> , Jordan & Evermann .....	2416
<i>dolichogaster</i> (Pallas) .....	2416
Subgenus <i>Pholis</i> .....	2417
<i>fasciatus</i> (Bloch & Schneider) .....	2417

	Page.
CLASS PISCES—Continued.	
SUBCLASS TELEOSTOMI—Continued.	
ORDER PLECTOGNATHI—Continued.	
SUBORDER XENOPTERYGII—Continued.	
Family <i>Blenniidae</i> —Continued.	
Genus <i>Pholis</i> (Gronow) Scopoli—Continued.	
Subgenus <i>Pholis</i> —Continued.	
<i>gunnellus</i> (Linnaeus).....	2419
<i>ornatus</i> (Girard).....	2419
Genus <i>Gunnellops</i> , Bleeker.....	2420
<i>roseus</i> (Pallas).....	2420
Genus <i>Asternopteryx</i> , Rüppell.....	2420
<i>gunnelliformis</i> , Rüppell.....	2420
Genus <i>Anoplarchus</i> , Gill.....	2421
<i>atropurpureus</i> (Kittlitz).....	2422; 2869
Genus <i>Alectrias</i> , Jordan & Evermann.....	2869
<i>alectrolophus</i> (Pallas).....	2421; 2869
Genus <i>Xiphistes</i> , Jordan & Starks.....	2423
<i>ulvæ</i> , Jordan & Starks.....	2423
<i>chirus</i> (Jordan & Gilbert).....	2424
Genus <i>Xiphidion</i> , Girard.....	2424
<i>mucosum</i> , Girard.....	2425
<i>rupestre</i> (Jordan & Gilbert).....	2426
Genus <i>Cebedichthys</i> , Ayres.....	2426
<i>violaceus</i> (Ayres).....	2427
Genus <i>Plagiogrammus</i> , Bean.....	2427
<i>hopkinsi</i> , Bean.....	2428
Genus <i>Opisthocentrus</i> , Kner.....	2428
<i>ocellatus</i> (Tilesius).....	2429
Genus <i>Pholidapus</i> , Bean & Bean.....	2430
<i>dybowskii</i> (Steindachner).....	2430
Genus <i>Plectobranchnus</i> , Gilbert.....	2431
<i>evides</i> , Gilbert.....	2432
Genus <i>Leptoclinus</i> , Gill.....	2432
<i>maculatus</i> (Fries).....	2433
Genus <i>Poroclinus</i> , Bean.....	2433
<i>rothroeki</i> , Bean.....	2434
Genus <i>Lumpenus</i> , Reinhardt.....	2435
Subgenus <i>Anisarchus</i> , Gill.....	2435
<i>medius</i> (Reinhardt).....	2435
Subgenus <i>Lumpenus</i> .....	2436
<i>anguillaris</i> (Pallas).....	2436
<i>mackayi</i> (Gilbert).....	2436
<i>fabricii</i> (Cuvier & Valenciennes).....	2437
<i>lampetræformis</i> (Walbaum).....	2438
Genus <i>Stichæus</i> , Reinhardt.....	2439
<i>punctatus</i> (Fabricius).....	2439
Genus <i>Ulvaria</i> , Jordan & Evermann.....	2440
<i>subbifurcata</i> (Storer).....	2440
Genus <i>Eumesogrammus</i> , Gill.....	2441
<i>præcisus</i> (Kröyer).....	2441
Family <i>Cryptacanthodidae</i> .....	2442
Genus <i>Delolepis</i> , Bean.....	2442
<i>virgatus</i> , Bean.....	2442
Genus <i>Cryptacanthodes</i> , Storer.....	2443
<i>maculatus</i> , Storer.....	2443
Genus <i>Lyconectes</i> , Gilbert.....	2444
<i>aleutensis</i> , Gilbert.....	2444

	Page.
CLASS PISCIFS—Continued.	
SUBCLASS TELEOSTOMI—Continued.	
ORDER PLECTOGNATHI—Continued.	
SUBORDER XENOPTERYGII—Continued.	
Family <i>Anarhichadidæ</i> .....	2445
Genus <i>Anarhichas</i> (Artedi) Linnaeus .....	2445
<i>latifrons</i> , Steenstrup & Hallgrímsson .....	2446
<i>minor</i> , Olafsen .....	2446
<i>lupus</i> , Linnaeus .....	2446
<i>lepturus</i> , Bean .....	2447
<i>orientalis</i> , Pallas .....	2447
Genus <i>Anarhichthys</i> , Ayres .....	2447
<i>ocellatus</i> , Ayres .....	2448
Family <i>Cerdalidæ</i> .....	2448
Genus <i>Cerdale</i> , Jordan & Gilbert .....	2448
<i>ionthas</i> , Jordan & Gilbert .....	2449
Genus <i>Microdesmus</i> , Günther .....	2450
<i>dipus</i> , Günther .....	2450
<i>retropinnis</i> , Jordan & Gilbert .....	2450
Family <i>Ptilichthyidæ</i> .....	2451
Genus <i>Ptilichthys</i> , Bean .....	2452
<i>goodei</i> , Bean .....	2452
Group <i>Ophidioidæ</i> .....	2453
Family <i>Scyrtalinidæ</i> .....	2453
Genus <i>Scyrtalina</i> , Jordan & Gilbert .....	2454
<i>cerdale</i> , Jordan & Gilbert .....	2454
Family <i>Zoarcidæ</i> .....	2455
Genus <i>Zoarces</i> , Gill .....	2456
Subgenus <i>Macrozoarces</i> , Gill .....	2457
<i>anguillaris</i> (Peck) .....	2457
Genus <i>Embryx</i> , Jordan & Evermann .....	2458
<i>crassilabris</i> (Gilbert) .....	2458
<i>crotalinus</i> (Gilbert) .....	2458
Genus <i>Lycodopsis</i> , Collett .....	2460
<i>pacificus</i> (Collett) .....	2460
Genus <i>Aprodon</i> , Gilbert .....	2460
<i>cortezianus</i> , Gilbert .....	2461
Genus <i>Lycodes</i> , Reinhardt .....	2461
Subgenus <i>Lycodes</i> .....	2463
<i>esmarkii</i> , Collett .....	2463
<i>vahlhii</i> , Reinhardt .....	2463
<i>concolor</i> , Gill & Townsend .....	2463
<i>zoarchus</i> , Goode & Bean .....	2464
<i>reticulatus</i> , Reinhardt .....	2465
<i>perspicillum</i> , Kröyer .....	2465
<i>frigidus</i> , Collett .....	2465
<i>terra-novæ</i> , Collett .....	2466
<i>digitatus</i> , Gill & Townsend .....	2466
<i>palearis</i> , Gilbert .....	2466
<i>brevipes</i> , Bean .....	2467
Subgenus <i>Lycias</i> , Jordan & Evermann .....	2468
<i>nebulosus</i> , Kröyer .....	2468
<i>seminudus</i> , Reinhardt .....	2468
Genus <i>Lycodalepis</i> , Bleeker .....	2468
<i>polaris</i> (Sabine) .....	2468
<i>mucosus</i> (Richardson) .....	2470
Genus <i>Lycenchelys</i> , Gill .....	2470; 2869
<i>verillii</i> (Goode & Bean) .....	2470

CLASS PISCES—Continued.	Page.
SUBCLASS TELEOSTOMI—Continued.	
ORDER PLECTOGNATHI—Continued.	
SUBORDER XENOPTERYGII—Continued.	
Family <i>Zoarcidæ</i> —Continued.	
Genus <i>Lycenchelys</i> , Gill—Continued.	
<i>paxillus</i> (Goode & Bean) . . . . .	2471
<i>muræna</i> (Collett) . . . . .	3195
<i>porifer</i> (Gilbert) . . . . .	2471
Genus <i>Furcimanus</i> , Jordan & Evermann . . . . .	2472
<i>diapterus</i> (Gilbert) . . . . .	2472
Genus <i>Lycodonus</i> , Goode & Bean . . . . .	2473
<i>mirabilis</i> , Goode & Bean . . . . .	2474
Genus <i>Lyonema</i> , Gilbert . . . . .	2474
<i>barbatum</i> , Gilbert . . . . .	2474
Genus <i>Bothrocar</i> a, Bean . . . . .	2475
<i>pusilla</i> (Bean) . . . . .	2476
<i>mollis</i> , Bean . . . . .	2476
Genus <i>Gymnelis</i> , Reinhardt . . . . .	2477
<i>viridis</i> (Fabricius) . . . . .	2477
<i>stigma</i> (Lay & Bennett) . . . . .	2477
Genus <i>Lycocara</i> , Gill . . . . .	2478
<i>parrii</i> (Ross) . . . . .	2478
Genus <i>Melanostigma</i> , Günther . . . . .	2478
<i>gelatinosum</i> , Günther . . . . .	2479
<i>pammelas</i> , Gilbert . . . . .	2479
Family <i>Derepodichthyidæ</i> . . . . .	2480
Genus <i>Derepodichthys</i> , Gilbert . . . . .	2480
<i>alepidotus</i> , Gilbert . . . . .	2480
Family <i>Ophidiidæ</i> . . . . .	2481
Genus <i>Lepophidium</i> , Gill . . . . .	2482
<i>marmoratum</i> (Goode & Bean) . . . . .	2482
<i>emmelas</i> (Gilbert) . . . . .	2483
<i>stigmatistinum</i> (Gilbert) . . . . .	2483
<i>profundorum</i> (Gill) . . . . .	2484
<i>cervinum</i> (Goode & Bean) . . . . .	2484
<i>prorates</i> (Jordan & Bollman) . . . . .	2485
<i>brevibarbe</i> (Cuvier) . . . . .	2485
<i>pardale</i> (Gilbert) . . . . .	2486
<i>microlepis</i> (Gilbert) . . . . .	2486
Genus <i>Ophidion</i> (Artedi) Linnæus . . . . .	2487
<i>beani</i> , Jordan & Gilbert . . . . .	2487
<i>holbrookii</i> (Putnam) . . . . .	2487
<i>grællsi</i> , Poey . . . . .	2488
Genus <i>Chilara</i> , Jordan & Evermann . . . . .	2488
<i>taylori</i> (Girard) . . . . .	2489
Genus <i>Rissola</i> , Jordan & Evermann . . . . .	2489
<i>marginata</i> (De Kay) . . . . .	2489
Genus <i>Otophidium</i> , Gill . . . . .	2490
<i>omostigmum</i> (Jordan & Gilbert) . . . . .	2490
<i>indefatigabile</i> , Jordan & Bollman . . . . .	2490
<i>galeoides</i> (Gilbert) . . . . .	2491
Family <i>Lycodapodidæ</i> . . . . .	2491
Genus <i>Lycodapus</i> , Gilbert . . . . .	2492
<i>dermatinus</i> , Gilbert . . . . .	2492
<i>ferasfer</i> , Gilbert . . . . .	2493
<i>parviceps</i> , Gilbert . . . . .	2493
<i>extensus</i> (Gilbert) . . . . .	2494

CLASS PISCES—Continued.	Page.
SUBCLASS TELEOSTOMI—Continued.	
ORDER PLECTOGNATHI—Continued.	
SUBORDER XENOPTERYGII—Continued.	
<i>Family Fierasferidae</i> .....	2494
Genus <i>Fierasfer</i> , Cuvier .....	2495
<i>affinis</i> (Günther) .....	2495
<i>arenicola</i> , Jordan & Gilbert .....	2496
<i>bermudensis</i> (Jones) .....	2497
<i>Family Brotulidae</i> .....	2498
Genus <i>Brotula</i> , Cuvier .....	2500
<i>barbata</i> (Bloch & Schneider) .....	2500
Genus <i>Stygicola</i> , Gill .....	2500
<i>dentatus</i> (Poey) .....	2500
Genus <i>Lucifuga</i> , Poey .....	2501
<i>subterraneus</i> , Poey .....	2501
Genus <i>Brosomphyceis</i> , Gill .....	2502
<i>marginatus</i> (Ayres) .....	2502
Genus <i>Ogilbia</i> , Jordan & Evermann .....	2502
<i>ventralis</i> (Gill) .....	2503
<i>cayorum</i> , Evermann & Kendall .....	2503
Genus <i>Bythites</i> , Reinhardt .....	2504
<i>fuseus</i> , Reinhardt .....	2504
Genus <i>Catatyx</i> Günther .....	2504
<i>rubirostris</i> , Gilbert .....	2505
Genus <i>Djeromita</i> , Goode & Bean .....	2506
<i>agassizii</i> , Goode & Bean .....	2506
Genus <i>Bassozetus</i> , Gill .....	2507
<i>normalis</i> , Gill .....	2507
<i>compressus</i> (Günther) .....	2508
<i>catena</i> , Goode & Bean .....	2509
<i>tænia</i> (Günther) .....	2510
Genus <i>Mæbia</i> , Goode & Bean .....	2510
<i>promelas</i> (Gilbert) .....	2511
Genus <i>Neobythites</i> , Goode & Bean .....	2512
<i>gillii</i> , Goode & Bean .....	2512
<i>marginatus</i> , Goode & Bean .....	2513
Genus <i>Benthocometes</i> , Goode & Bean .....	2514
<i>robustus</i> , Goode & Bean .....	2514
Genus <i>Bassogigas</i> , Gill .....	2515
<i>gillii</i> , Goode & Bean .....	2515
<i>stelliferoïdes</i> (Gilbert) .....	2516
Genus <i>Barathrodemus</i> , Goode & Bean .....	2517
<i>manatinus</i> , Goode & Bean .....	2517
Genus <i>Nematonus</i> , Günther .....	2518
<i>pectoralis</i> , Goode & Bean .....	2518
Genus <i>Porogadus</i> , Goode & Bean .....	2519
<i>miles</i> , Goode & Bean .....	2520
Genus <i>Penopus</i> , Goode & Bean .....	2520
<i>macdonaldi</i> , Goode & Bean .....	2521
Genus <i>Dierolene</i> , Goode & Bean .....	2522
<i>intronigra</i> , Goode & Bean .....	2522
Genus <i>Mixonus</i> , Günther .....	2523
<i>laticeps</i> (Günther) .....	2523
Genus <i>Parathronus</i> , Goode & Bean .....	2524
<i>bicolor</i> , Goode & Bean .....	2524
Genus <i>Aphyonus</i> , Günther .....	2525
<i>mollis</i> , Goode & Bean .....	2525

	Page.
CLASS PISCES—Continued.	
SUBCLASS TELEOSTOMI—Continued.	
ORDER PLECTOGNATHI—Continued.	
SUBORDER XENOPTERYGII—Continued.	
Family <i>Bregmaceroidæ</i> .....	2525
Genus <i>Bregmaceros</i> , Thompson.....	2526
<i>maccllellandii</i> , Thompson.....	2526
<i>atlanticus</i> , Goode & Bean.....	2527
SUBORDER ANACANTHINI.....	2528
Family <i>Merluccioidæ</i> .....	2529
Genus <i>Merluccius</i> , Rafinesque.....	2529
<i>merluccius</i> (Linnæus).....	2530
<i>bilinearis</i> (Mitchill).....	2530
<i>productus</i> (Ayres).....	2531
Family <i>Gadidæ</i> .....	2531
Genus <i>Boreogadus</i> , Günther.....	2533
<i>saida</i> (Lepechin).....	2533
Genus <i>Pollachius</i> , Nilsson.....	2534
<i>virens</i> (Linnæus).....	2534
Genus <i>Theragra</i> , Lucas.....	2535
<i>chalcogramma</i> (Pallas).....	2535
<i>fucensis</i> (Jordan & Gilbert).....	2536
Genus <i>Eleginus</i> , Fischer.....	2537
<i>navaga</i> (Kolreuter).....	2537
Genus <i>Microgadus</i> , Gill.....	2538
<i>proximus</i> (Girard).....	2539
<i>tomcod</i> (Walbaum).....	2540
Genus <i>Gadus</i> (Artedi) Linnæus.....	2540
<i>callarias</i> , Linnæus.....	2541
<i>macrocephalus</i> , Titesius.....	2541
<i>ogac</i> , Richardson.....	2542
Genus <i>Melanogrammus</i> , Gill.....	2542
<i>æglefinus</i> , Linnæus.....	2542
Genus <i>Lepedion</i> , Swainson.....	2543
<i>verecundum</i> , Jordan & Cramer.....	2543
Genus <i>Antimora</i> , Günther.....	2544
<i>viola</i> (Goode & Bean).....	2544
<i>microlepis</i> , Bean.....	2545
Genus <i>Uraleptus</i> , Costa.....	2545
<i>maraldi</i> (Risso).....	2545
Genus <i>Lotella</i> , Kaup.....	2546
<i>maxillaris</i> , Bean.....	2546
Genus <i>Physiculus</i> , Kaup.....	2547
<i>fulvus</i> , Bean.....	2547
<i>nematopus</i> , Gilbert.....	2548
<i>kaupi</i> , Poey.....	2548
<i>rastrelliger</i> , Gilbert.....	2549
Genus <i>Lota</i> (Cuvier) Oken.....	2550
<i>maculosa</i> (Le Sueur).....	2550
Genus <i>Molva</i> , Fleming.....	2551
<i>molva</i> (Linnæus).....	2551
Genus <i>Urophycis</i> , Gill.....	2552
Subgenus <i>Urophycis</i> .....	2553
<i>regius</i> (Walbaum).....	2553
<i>cirratus</i> (Goode & Bean).....	2553
<i>floridanus</i> (Bean & Dresel).....	2554
<i>earli</i> (Bean).....	2554
Subgenus <i>Emphycus</i> , Jordan & Evermann.....	2554
<i>tenuis</i> (Mitchill).....	2555

	Page.
CLASS PISCES—Continued.	
SUBCLASS TELEOSTOMI—Continued.	
ORDER PLECTOGNATHI—Continued.	
SUBORDER ANACANTHINI—Continued.	
Family <i>Gadida</i> —Continued.	
Genus <i>Urophycis</i> , Gill—Continued.	
Subgenus <i>Emphyeus</i> , Jordan & Evermann—Continued.	
<i>chuss</i> (Walbaum) .....	2555
<i>chesteri</i> (Goode & Bean) .....	2556
Genus <i>Lammonema</i> , Günther .....	2556
<i>barbatulum</i> , Goode & Bean .....	2556
<i>melanurum</i> , Goode & Bean .....	2557
Genus <i>Gaidropsarus</i> , Rafinesque .....	2557
<i>ensis</i> (Reinhardt) .....	2558
<i>argentatus</i> (Reinhardt) .....	2559
<i>septentrionalis</i> (Collett) .....	2559
Genus <i>Enchelyopus</i> , Bloch & Schneider .....	2560
<i>cimbrius</i> (Linnaeus) .....	2560
Genus <i>Brosme</i> (Cuvier) Oken .....	2561
<i>brosme</i> (Müller) .....	2561
Family <i>Macrourida</i> .....	2561
Genus <i>Bathygadus</i> , Günther .....	2563
<i>arcuatus</i> , Goode & Bean .....	2564
<i>favosus</i> , Goode & Bean .....	2565
<i>macrops</i> , Goode & Bean .....	2566
<i>longifilis</i> , Goode & Bean .....	2566
Genus <i>Steindachneria</i> , Goode & Bean .....	2567
<i>argentea</i> , Goode & Bean .....	2568
Genus <i>Trachyrincus</i> , Giorna .....	2568
<i>helolepis</i> , Gilbert .....	2569
Genus <i>Malacocephalus</i> , Günther .....	2569
<i>occidentalis</i> , Goode & Bean .....	2570
Genus <i>Moseleya</i> , Goode & Bean .....	2570
<i>cyclolepis</i> (Gilbert) .....	2570
Genus <i>Nematonurus</i> , Günther .....	2571
<i>goodei</i> (Günther) .....	2571
<i>suborbitalis</i> (Gill & Townsend) .....	2572
Genus <i>Albatrossia</i> , Jordan & Evermann .....	2573
<i>pectoralis</i> (Gilbert) .....	2573
Genus <i>Bogoslovius</i> , Jordan & Evermann .....	2574
<i>clarki</i> , Jordan & Gilbert .....	2575
<i>firmsquamis</i> (Gill & Townsend) .....	2575
Genus <i>Chalinura</i> , Goode & Bean .....	2576
<i>serrula</i> , Bean .....	2576
<i>filifera</i> , Gilbert .....	2577
<i>simula</i> , Goode & Bean .....	2578
Genus <i>Coryhænoides</i> , Gunner .....	2578
<i>rupestris</i> , Gunner .....	2579
<i>carapius</i> , Goode & Bean .....	2579
Genus <i>Hymenocephalus</i> , Giglioli .....	2580
<i>cavernosus</i> (Goode & Bean) .....	2580
Genus <i>Macrourus</i> , Bloch .....	2581
<i>berglax</i> , Lacépède .....	2582
<i>holotrachys</i> , Günther .....	2582
<i>bairdii</i> , Goode & Bean .....	2583
<i>lepturus</i> , Gill & Townsend .....	2584
<i>acrolepis</i> , Bean .....	2585
<i>stelgidolepis</i> , Gilbert .....	2585



	Page.
CLASS PISCES—Continued.	
SUBCLASS TELEOSTOMI—Continued.	
ORDER PLECTOGNATHI—Continued.	
SUBORDER ANACANTHINI—Continued.	
Family <i>Macrouride</i> —Continued.	
Genus <i>Macrourus</i> , Bloch—Continued.	
<i>cinereus</i> , Gilbert .....	2586
<i>iugolii</i> , Lütken .....	3195
Genus <i>Cœlorhynchus</i> , Giorna .....	2537
<i>occa</i> (Goode & Bean) .....	2588
<i>carminatus</i> (Goode) .....	2588
<i>caribbæus</i> (Goode & Bean) .....	2589
<i>scaphopsis</i> (Gilbert) .....	2590
Genus <i>Trachonurus</i> , Günther .....	2591
<i>sulcatus</i> (Goode & Bean) .....	2591
Genus <i>Lionurus</i> , Günther .....	2592
<i>filicauda</i> (Günther) .....	2592
<i>liolepis</i> , Gilbert .....	2593
SUBORDER TÆNIOSOMI .....	2594
Family <i>Regalecidae</i> .....	2595
Genus <i>Regalecus</i> , Brünnich .....	2595
<i>glesne</i> (Ascanius) .....	2596
Family <i>Trachypteride</i> .....	2597
Genus <i>Trachypterus</i> , Gouan .....	2599
<i>rex-salmonorum</i> , Jordan & Gilbert .....	2599
<i>trachyurus</i> , Poey .....	2600
Family <i>Stylephoridae</i> .....	2601
Genus <i>Stylephorus</i> , Shaw .....	2601
<i>chordatus</i> , Shaw .....	2601
SUBORDER HETEROSOMATA .....	2602
Family <i>Pleuronectide</i> .....	2602
Genus <i>Atheresthes</i> , Jordan & Gilbert .....	2609
<i>stomias</i> (Jordan & Gilbert) .....	2609
Genus <i>Reinhardtius</i> , Gill .....	2610
<i>hippoglossoides</i> (Walbaum) .....	2611
Genus <i>Hippoglossus</i> , Cuvier .....	2611
<i>hippoglossus</i> (Linnaeus) .....	2611
Genus <i>Lyopsetta</i> , Jordan & Goss .....	2612
<i>exilis</i> (Jordan & Gilbert) .....	2612
Genus <i>Eopsetta</i> , Jordan & Goss .....	2613
<i>jordani</i> (Lockington) .....	2613
Genus <i>Hippoglossoides</i> , Gottsche .....	2614
<i>platessoides</i> (Fabricius) .....	2614
<i>elassodon</i> , Jordan & Gilbert .....	2615
<i>robustus</i> , Gill & Townsend .....	2616
<i>hamiltoni</i> , Jordan & Gilbert .....	2616
Genus <i>Psettichthys</i> , Girard .....	2617
<i>melanostictus</i> , Girard .....	2618
Genus <i>Verasper</i> , Jordan & Gilbert .....	2618
<i>moseri</i> , Jordan & Gilbert .....	2619
Genus <i>Hippoglossina</i> , Steindachner .....	2620
<i>stomata</i> , Eigenmann & Eigenmann .....	2620
<i>macrops</i> , Steindachner .....	2621
<i>hollmani</i> , Gilbert .....	2621
<i>sabanensis</i> , Boulenger .....	3196
Genus <i>Lioglossina</i> , Gilbert .....	2622
<i>tetrophthalma</i> , Gilbert .....	2622

	Page.
CLASS PISCES—Continued.	
SUBCLASS TELEOSTOMI—Continued.	
ORDER PLECTOGNATHI—Continued.	
SUBORDER HETEROSOMATA—Continued.	
Family <i>Pleuronectida</i> —Continued.	
Genus <i>Xystreurus</i> , Jordan & Gilbert.....	2623
<i>holepis</i> , Jordan & Gilbert.....	2623
Genus <i>Paralichthys</i> , Girard.....	2624
<i>californicus</i> (Ayres).....	2625
<i>magdalenae</i> , Abbott.....	2671
<i>æstuarinus</i> , Gilbert & Scofield.....	2626
<i>brasiliensis</i> (Ranzani).....	2626
<i>sinaloæ</i> , Jordan & Abbott.....	2627; 2672
<i>woolmani</i> , Jordan & Williams.....	2628
<i>dentatus</i> (Linnaeus).....	2629
<i>lethostigmus</i> , Jordan & Gilbert.....	2630
<i>squamilentus</i> , Jordan & Gilbert.....	2631
<i>albignthus</i> , Jordan & Gilbert.....	2631
<i>oblongus</i> (Mitchill).....	2632
Genus <i>Ramularia</i> , Jordan & Evermann.....	2633
<i>dendritica</i> (Gilbert).....	2633
Genus <i>Ancypsetta</i> , Gill.....	2634
<i>quadrocellata</i> , Gill.....	2634
Genus <i>Notosema</i> , Goode & Bean.....	2635
<i>dilectum</i> , Goode & Bean.....	2635
Genus <i>Gastropsetta</i> , B. A. Bean.....	2636
<i>frontalis</i> , B. A. Bean.....	2636
Genus <i>Pleuronichthys</i> , Girard.....	2637
<i>decurrens</i> , Jordan & Gilbert.....	2637
<i>verticalis</i> , Jordan & Gilbert.....	2638
<i>cænosus</i> , Girard.....	2638
Genus <i>Hypsopsetta</i> , Gill.....	2639
<i>guttulata</i> (Girard).....	2639
Genus <i>Parophrys</i> , Girard.....	2640
<i>vetulus</i> , Girard.....	2640
Genus <i>Inopsetta</i> , Jordan & Goss.....	2641
<i>ischyra</i> (Jordan & Gilbert).....	2641
Genus <i>Isopsetta</i> , Lockington.....	2642
<i>isolepis</i> (Lockington).....	2642
Genus <i>Lepidopsetta</i> , Gill.....	2642
<i>bilineata</i> (Ayres).....	2643
Genus <i>Limanda</i> , Gottsche.....	2644
<i>ferruginea</i> (Storer).....	2644
<i>aspera</i> (Pallas).....	2645
<i>proboscidea</i> , Gilbert.....	2645
<i>beanii</i> , Goode.....	2646
Genus <i>Pseudopleuronectes</i> , Bleeker.....	2646
<i>americanus</i> (Walbaum).....	2647
<i>pinnifasciatus</i> (Kner).....	2647
Genus <i>Pleuronectes</i> (Artedi) Linnaeus.....	2648
<i>quadrituberculatus</i> , Pallas.....	2648
Genus <i>Liopsetta</i> , Gill.....	2649
<i>glacialis</i> (Pallas).....	2649
<i>putnami</i> (Gill).....	2650
<i>obscura</i> (Herzenstein).....	2651
Genus <i>Platichthys</i> , Girard.....	2651
<i>stellatus</i> (Pallas).....	2652

CLASS PISCES—Continued.	Page.
SUBCLASS TELEOSTOMI—Continued.	
ORDER PLECTOGNATHI—Continued.	
SUBORDER HETEROSOMATA—Continued.	
Family <i>Pleuronectidae</i> —Continued.	
Genus <i>Microstomus</i> , Gottsche .....	2653
<i>kitt</i> (Walbaum) .....	2654
<i>pacificus</i> (Lockington) .....	2655
Genus <i>Embassichthys</i> , Jordan & Evermann .....	2655
<i>bathybius</i> (Gilbert) .....	2655
Genus <i>Glyptocephalus</i> , Gottsche .....	2656
<i>cynoglossus</i> (Linnaeus) .....	2657
<i>zachirus</i> , Lockington .....	2658
Genus <i>Lophopsetta</i> , Gill .....	2659
<i>maculata</i> (Mitchill) .....	2660
Genus <i>Platophrys</i> , Swainson .....	2660
<i>spinosus</i> (Poey) .....	2662
<i>constellatus</i> , Jordan .....	2663
<i>ocellatus</i> (Agassiz) .....	2663
<i>maculifer</i> (Poey) .....	2664
<i>ellipticus</i> (Poey) .....	2665
<i>lunatus</i> (Linnaeus) .....	2665
<i>leopardinus</i> (Günther) .....	2666
Genus <i>Perissias</i> , Jordan & Evermann .....	2667
<i>tæniopterus</i> (Gilbert) .....	2667
Genus <i>Engyophrys</i> , Jordan & Bollman .....	2668
<i>sancti-laurentii</i> , Jordan & Bollman .....	2668
Genus <i>Trichopsetta</i> , Gill .....	2669
<i>ventralis</i> (Goode & Bean) .....	2669
Genus <i>Syacium</i> , Ranzani .....	2670
<i>papillosum</i> (Linnaeus) .....	2671
<i>micrurum</i> , Ranzani .....	2672
<i>latifrons</i> (Jordan & Gilbert) .....	2673
<i>ovale</i> (Günther) .....	2674
Genus <i>Cyclopsetta</i> , Gill .....	2675
<i>querna</i> (Jordan & Bollman) .....	2675
<i>chittendeni</i> , B. A. Bean .....	2676
<i>fimbriata</i> (Goode & Bean) .....	2676
Genus <i>Azevia</i> , Jordan .....	2677
<i>panamensis</i> (Steindachner) .....	2677
Genus <i>Citharichthys</i> , Bleeker .....	2678
Subgenus <i>Orthopsetta</i> , Gill .....	2679
<i>sordidus</i> (Girard) .....	2679
<i>fragilis</i> , Gilbert .....	2680
<i>xanthostigmus</i> , Gilbert .....	2680
<i>stigmaeus</i> , Jordan & Gilbert .....	2681
Subgenus <i>Citharichthys</i> .....	2682
<i>dinoceros</i> , Goode & Bean .....	2682
<i>platophrys</i> , Gilbert .....	2683
<i>arctifrons</i> , Goode .....	2683
<i>unicornis</i> , Goode .....	2683
<i>uhleri</i> , Jordan .....	2684
<i>macrops</i> , Dressel .....	2684
<i>spilopterus</i> , Günther .....	2685
<i>gilberti</i> , Jenkins & Evermann .....	2686
Genus <i>Etropus</i> , Jordan & Gilbert .....	2687
<i>microstomus</i> (Gill) .....	2687

	Page.
CLASS PISCES—Continued.	
SUBCLASS TELEOSTOMI—Continued.	
ORDER PLECTOGNATHI—Continued.	
SUBORDER HETEROSOMATA—Continued.	
Family <i>Pleuronectidae</i> —Continued.	
Genus <i>Etropus</i> , Jordan & Gilbert—Continued.	
<i>rimosus</i> , Goode & Bean .....	2688
<i>crossotus</i> , Jordan & Gilbert.....	2689
Genus <i>Monolepis</i> , Goode.....	2690
<i>sessilicauda</i> , Goode .....	2691
<i>atrimana</i> , Goode & Bean .....	2692
Family <i>Soleidae</i> .....	2692
Genus <i>Achirus</i> , Lacépède.....	2693
Subgenus <i>Balostoma</i> , Bean.....	2695
<i>achirus</i> (Linnaeus) .....	2695
<i>inscriptus</i> , Gosse.....	2696
<i>klunzingeri</i> (Steindachner) .....	2697
<i>lineatus</i> (Linnaeus).....	2697
<i>mazatlanus</i> (Steindachner).....	2698
<i>fonsecensis</i> (Günther).....	2699
<i>fischeri</i> (Steindachner) .....	2699
<i>scutum</i> (Günther).....	2700
Subgenus <i>Achirus</i> .....	2700
<i>fimbriatus</i> (Günther).....	2700
<i>fasciatus</i> , Lacépède .....	2700
<i>panamensis</i> (Steindachner).....	2702
Genus <i>Apionichthys</i> , Kaup .....	2702
<i>unicolor</i> (Günther).....	2702
Genus <i>Gymnachirus</i> , Kaup .....	2703
<i>fasciatus</i> , Günther .....	2703
Genus <i>Symphurus</i> , Rafinesque.....	2704
Subgenus <i>Symphurus</i> .....	2705
<i>piger</i> (Goode & Bean) .....	2705
<i>marginatus</i> (Goode & Bean).....	2706
<i>atramentatus</i> , Jordan & Bollman.....	2706
<i>fasciolaris</i> , Gilbert .....	2707
<i>elongatus</i> (Günther) .....	2707
<i>atricauda</i> (Jordan & Gilbert).....	2707
<i>leei</i> , Jordan & Bollman.....	2708
<i>plagusia</i> (Bloch & Schneider) .....	2709
<i>plagiusa</i> (Linnaeus) .....	2710
<i>pusillus</i> (Goode & Bean) .....	2710
<i>diomedeanus</i> (Goode & Bean) .....	2711
<i>williamsi</i> , Jordan & Culver .....	2711
Subgenus <i>Acedia</i> , Jordan .....	2712
<i>nebulosus</i> (Goode & Bean) .....	2712
ORDER PEDICULATI .....	2712
Family <i>Lophiidae</i> .....	2713
Genus <i>Lophius</i> (Artemi) Linnaeus .....	2713
<i>piscatorius</i> , Linnaeus.....	2713
Genus <i>Lophiomus</i> , Gill .....	2714
<i>setigerus</i> (Vahl).....	2714
Family <i>Antennariidae</i> .....	2715
Genus <i>Pterophryne</i> , Gill.....	2715
<i>histrio</i> (Linnaeus) .....	2716
<i>gibba</i> (Mitchill) .....	2717
Genus <i>Antennarius</i> , Lacépède .....	2717
<i>inops</i> , Poey .....	2718

CLASS PISCES—Continued.	Page.
SUBCLASS TELEOSTOMI—Continued.	
ORDER PEDICULATI—Continued.	
Family <i>Antennariidae</i> —Continued.	
Genus <i>Antennarius</i> —Continued.	
<i>principis</i> (Cuvier & Valenciennes) .....	2719
<i>tenebrosus</i> (Poey) .....	2719
<i>reticularis</i> , Gilbert .....	2719
<i>strigatus</i> , Gill .....	2720
<i>sanguineus</i> , Gill .....	2721
<i>ocellatus</i> (Bloch & Schneider) .....	2721
<i>scaber</i> (Cuvier) .....	2722
<i>tigris</i> , Poey .....	2723
<i>nuttingii</i> , Garman .....	2723
<i>multiocellatus</i> (Cuvier & Valenciennes) .....	2724
<i>radiosus</i> , Garman .....	2725
Genus <i>Chaunax</i> , Lowe .....	2726
<i>pictus</i> , Lowe .....	2726
<i>nuttingii</i> , Garman .....	2727
Family <i>Ceratiidae</i> .....	2727
Genus <i>Ceratias</i> , Kröyer .....	2729
<i>holbolli</i> , Kröyer .....	2729
Genus <i>Mancalia</i> , Gill .....	2729
<i>uranoscopus</i> (Murray) .....	2729
<i>shufeldti</i> (Gill) .....	2730
Genus <i>Cryptopsaras</i> , Gill .....	2731
<i>coesii</i> , Gill .....	2731
Genus <i>Oneirodes</i> , Lütken .....	2732
<i>eschrichtii</i> , Lütken .....	2732
Genus <i>Himantolophus</i> , Reinhardt .....	2732
<i>groenlandicus</i> , Reinhardt .....	2733
Genus <i>Corynolophus</i> , Gill .....	2733
<i>reinhardtii</i> (Lütken) .....	2733
Genus <i>Liocetus</i> , Günther .....	2733
<i>murrayi</i> (Günther) .....	2733
Genus <i>Linophryne</i> , Collett .....	2734
<i>lucifer</i> , Collett .....	2734
Genus <i>Caulophryne</i> , Goode & Bean .....	2734
<i>jordani</i> , Goode & Bean .....	2735
Family <i>Ogcocephalidae</i> .....	2735
Genus <i>Ogcocephalus</i> , Fischer .....	2736
<i>vespertilio</i> (Linnaeus) .....	2737
<i>nasutus</i> (Cuvier & Valenciennes) .....	2737
<i>radiatus</i> (Mitchill) .....	2738
Genus <i>Zalieutes</i> , Jordan & Evermann .....	2738
<i>elater</i> (Jordan & Gilbert) .....	2738
Genus <i>Halienticithys</i> , Poey .....	2739
<i>aculeatus</i> (Mitchill) .....	2739
<i>caribbaeus</i> , Garman .....	2741
Genus <i>Haliectæa</i> , Cuvier & Valenciennes .....	2741
<i>spongiosa</i> , Gilbert .....	2741
Genus <i>Haliectella</i> , Goode & Bean .....	2742
<i>lappa</i> , Goode & Bean .....	2742
Genus <i>Dibranchius</i> , Peters .....	2743
<i>atlanticus</i> , Peters .....	2743



## ADDITIONAL ADDENDA.

---

Since the publication of Part III of this work a number of new genera and species of fishes have been described from localities within our limits, and our knowledge regarding the relations and distribution of previously known species has been enlarged. These additions and corrections are given in the following pages:

**Page 130.** After *Hexamenaticthys rugispinus* (Cuvier & Valenciennes), insert the following:

195 (a). *GALEICHTHYS LABIATUS* (Boulenger).

Head  $3\frac{1}{2}$ ; width of head  $1\frac{2}{3}$  in its length; depth 5; eye 9 in head. D. I, 7; A. 17. Band of premaxillary teeth 4 times longer than wide, the width half the eye; palatine teeth conical, in 2 small oblique groups, much smaller than eye, and separated by a space equal to  $\frac{2}{3}$  the length of premaxillary band; eye situated above level of month, in anterior half of head, 4 in interocular space; occiput and occipital prolongation granular, this last a little longer than wide, with an obtuse spine; fontanelle narrow, not distinct, followed by a groove which does not reach the occipital prolongation; lips thick, the upper overhanging the lower, as in *G. rugispinus*, to which this species is closely related; barbels flattened; maxillary  $1\frac{2}{3}$  in head, not reaching edge of opercle; external mandible  $1\frac{1}{2}$  times as long as internal, 2 in head; gill membrane with a free, unbroken edge; dorsal spine with indistinct serrations, covered with skin, its length a little less than  $\frac{1}{2}$  head; adipose dorsal as long at base as rayed dorsal, twice as far from it as from the caudal; humeral prolongation smooth; pectoral spine  $2\frac{1}{2}$  in head, enveloped in skin like the dorsal spine, much shorter than the soft rays; ventral shorter, reaching origin of anal; caudal deeply forked, with pointed lobes; caudal peduncle  $2\frac{1}{2}$  times longer than deep; no maxillary pore. Blackish gray above, silvery below; all the fins blackish. Length 470 mm. Known only from a single specimen from Rio Peripa, Ecuador. (Boulenger.) (*labiatus*, having large lips.)

*Arius labiatus*, BOULENGER, Bollettino dei Mus. di Zool. ed. Anat. Comp. della Univ. di Torino, Vol. XIII, No. 329, 6, Dec. 2, 1898, Rio Peripa, Ecuador. (Coll. Dr. Enrico Festa.)

Page 132. After *Tachysurus melanopus* (Günther), insert the following:

200 (a). TACHYSURUS FESTE (Boulenger).

Head 4; depth 4; eye  $6\frac{1}{2}$ , above level of mouth, in anterior part of head. D. 17; A. 23. Premaxillary band of teeth 4 times longer than broad, its width  $2\frac{1}{2}$  in eye, or equal to width of groups of vomer and palatine teeth, these last granular, forming 2 large, oblique groups, separated on the median line by a space equal to  $\frac{1}{3}$  diameter of eye; width of head  $1\frac{1}{4}$  in its length; occiput and occipital prolongation granular, the last as long as wide, and with blunt spine; fontanelle narrow, commencing in a groove between the anterior nostrils and reaching occiput, not reaching occipital prolongation; barbels flattened; maxillary as long as head, reaching beyond base of pectoral spine; external mandible a little shorter, as long as the internal; gill-membrane with a free border broken at the isthmus; anal spine striated,  $1\frac{1}{4}$  in head, its anterior edge feebly toothed except at extremity, which has, like the posterior edge, stronger and more retrorse teeth; adipose dorsal twice as far from rayed dorsal as from caudal, its base  $1\frac{1}{2}$  in base of rayed dorsal; pectoral spine  $1\frac{1}{2}$  in head, its external edge furnished with a series of soft, small tubercles on its basal half, anterior edge armed with feeble retrorse teeth; ventral shorter, reaching origin of anal; caudal deeply forked; caudal peduncle twice as long as deep; axillary pore present, much smaller than the nostril. Color steel blue above, silvery below. This species closely resembles *Tachysurus liropus*, Bristol. Length 210 mm. One specimen known, from Narrangal, Ecuador. (Boulenger.) (Named for the collector of the type, Dr. Enrico Festa.)

*Arius festae*, BOULENGER, Bollettino dei Mus. di Zool. ed. Anat. Comp. della Univ. di Torino, Vol. XIII, No. 329, 5, Dec. 2, 1898, Narrangal, Ecuador.

Page 135. After *Ictalurus meridionalis* (Günther), insert:

76 (a). ISTLARIUS, Jordan & Snyder.

*Istlarius*, JORDAN & SNYDER, Bull. U. S. Fish Com. 1899 (1900), 118 (*balanus*).

Body rather deep and compressed; head not widened, nor greatly depressed; eye large; lower jaw included; teeth in villiform bands on premaxillaries and dentaries; the premaxillary band convex anteriorly, with a short angular posterior extension on each side, no division of the band at symphysis; dentary band broad anteriorly, growing narrow and pointed posteriorly, with a distinct median division; no teeth on vomer or palatines; villiform teeth on upper and lower pharyngeals; gill-rakers on first arch 17, long and slender; branchiostegals 8; air bladder very large, extending almost to posterior end of body cavity, divided by a transverse constriction into two parts of nearly equal length, the anterior heart-shaped, posterior part oval; supraoccipital bone widely separated from interspinal; humeral process short, almost hidden by the skin; lateral line extending from below insertion of dorsal to caudal; skin covered with minute, hairlike villi; skin of head completely concealing bones of skull; barbels 8. Spines with



distal parts soft, not branched, continuous with the hard parts; basal part of pectoral spine grooved posteriorly, weakly serrate above the groove.

*Istlarius* has some of the characters of the genus *Leptops*, notably the dentition of the upper jaw and the weakness of the fin-spines; but it more closely resembles *Ictalurus*, and its relationship is probably with that genus.

(Named for the Rio Ixtla, the type locality of the type species.)

208 (a). *ISTLARIUS BALSANUS*, Jordan & Snyder.

Head 4; depth  $4\frac{2}{3}$ ; depth of caudal peduncle  $2\frac{1}{3}$  in head; eye  $5\frac{1}{2}$ ; snout  $2\frac{2}{3}$ ; distance between eyes  $2\frac{1}{3}$ ; height of dorsal  $1\frac{2}{3}$ ; length of base of dorsal 3; height of anal  $1\frac{2}{3}$ ; length of base of anal 1; length of pectoral  $1\frac{1}{2}$ ; ventrals  $1\frac{2}{3}$ ; caudal 1; D. I, 6; A. 24. Body deep and somewhat compressed, deepest above ventrals, widest between pectorals; head narrow, not greatly depressed; eye large, nearer tip of snout than to posterior edge of opercle a distance equal to diameter of eye; interorbital space convex; width of mouth  $2\frac{1}{2}$  in head, lower jaw included; upper jaw projecting a distance equal to diameter of pupil; barbels 8; of the inferior ones the median pair shorter; distance between their bases equal to the diameter of pupil; the outer pair when extended directly backward reach the edges of gill covers; maxillary barbels longest, reaching upper angle of gill opening; nostril barbels reaching middle of pupil. Teeth in broad villiform bands on premaxillaries and dentaries, the band on upper jaw convex anteriorly, with a short, angular posterior extension on each side, no apparent division of the band at symphysis; band on lower jaw broad anteriorly, narrow and pointed posteriorly, a distinct median division; no teeth on vomer or palatines; upper pharyngeal teeth in oval villiform bands; lower pharyngeal teeth in 2 narrow oblong bands; gill-rakers on first arch 17, long and slender; branchiostegals 8; anterior nostril tubular, the posterior with a raised rim extending on each side from the barbel to the posterior edge of the opening, where it is divided; skin of head completely concealing the bones of skull; supraoccipital bone not in contact with interspinal; humeral process about as long as vertical diameter of eye, almost hidden by the thick skin; lateral line extending from a perpendicular through insertion of dorsal to caudal; skin covered with minute, hair-like villi; dorsal spine with its distal third soft, preceded by a small, angular, immature spine; first branched ray longest, the others gradually shorter; adipose fin large, above middle of anal; length of the posterior free edge 3 times diameter of pupil; third or fourth anal ray longest, edge of fin rounded posteriorly; caudal deeply forked, the lower lobe rounded, the upper rather pointed; pectoral rays 1, 11, distal two-thirds of spine soft, not branched, continuous with the hard part; basal part grooved posteriorly, weakly serrate above the groove; ventrals reaching origin of anal. Color bluish slate above, light silvery below; a few small dark spots on the head and body; fins with dusky coloring; inferior barbels light; maxillary barbels with upper half dark; nasal barbules with light edges. Some specimens have many well-defined color

spots, while others have few or none. The young have no spots. Our specimens vary in length from 10 to 60 centimeters.

*Istlarinus balsanus* has a large and rather complex air bladder. It lies close to the spinal column and extends almost to the posterior end of the body cavity. It is divided by a deep transverse constriction into two halves. The anterior part is heart-shaped, constricted dorso-ventrally. It is separated by a T-shaped partition into 3 chambers. Of these the anterior, transverse chamber is partly divided on the median line by a fold of the dorsal wall of the bladder over the vertebral column. The transverse chamber is connected on each side with the 2 posterior lateral chambers by large openings in the ends of the transverse wall. The posterior half of the bladder is without partitions. It is connected with the left lateral chamber only by a small opening. (Jordan & Snyder.)

Known only from Rio Ixtla at Puente de Ixtla, Morelos, Mexico. (Type, No. 6149, L. S. Jr. Univ. Mus. Coll. Jordan & Snyder.)

*Istlanus balsanus*, JORDAN & SNYDER, Bull. U. S. Fish Com. 1899 (1900), 118, Rio Ixtla, Morelos, Mexico.

Page 211. After *Algansea tinella* (Cuvier & Valenciennes), insert:

337 (b). ALGANSEA LACUSTRIS, Steindachner.

Head 3.67; depth 5; eye 4.75; snout 3.6; interorbital 3. D. III, 7; A. iii, 6; P. 17; V. 9; scales 76-13. Body elongate, strongly compressed behind; caudal peduncle long and slender, its length 5 in head, its depth 10; head pointed, rounded above, greatly increasing in width behind the eyes where the width is half the head's length; mouth slightly oblique, jaws equal; tip of chin slightly thickened; maxillary nearly reaching eye; gape 4 in head; preorbital boat-shaped, concave above, convex below, equal to eye, or 1.6 longer than wide; teeth 4-4, hooked, with compressed crowns. Origin of dorsal midway between anterior border of eye and base of caudal, a little in front of ventrals, whose origin is equally distant between center of eye and base of caudal; height of dorsal 1.75 in head, its base half its height; height of anal 2.11 in head, or twice its base; caudal forked, 1.2 in head, the middle rays not quite half length of longest; ventrals short, 2.17 in head, their tips not reaching vent; pectoral 1.6 in head. Scales firm, half-oval in shape, larger posteriorly; lateral line on middle of side, descending somewhat anteriorly. Color dark brownish gray above, a darker band along middle of side; color below lateral line becoming abruptly lighter gray, merging into silvery on under parts. One example 20 cm. long from Lake Pátzcuaro, Mexico. (Steindachner.)

*Algansea lacustris*, STEINDACHNER, Einige Fischarten Mex., 10, pl. III, figs. 1-1b. 1895, Lake Pátzcuaro, Mexico. (Coll. Princess Theresa von Bayern.)

Page 254. *Orcella*, proposed by us for a subgenus in *Notropis*, is preoccupied by *Orcella*, Gray, 1866, a genus of Cetacea. For our use of it we substitute *Orcula*.

*Orcula*, JORDAN & EVERMANN, new subgenus in *Notropis (orca)*.

Page 260. After *Notropis auogenus*, Forbes, insert:

404 (a). NOTROPIS MUSKOKA, Meek.

Head 4; depth 5.5; eye 3.25; snout 3.75; D. 8; scales 36, 10 in series from dorsal to ventral fin; longest dorsal ray 1.34 in head; pectoral 1.5; ventral 2, reaching anal. Teeth 4-4, slightly hooked, grinding surface narrow.

Body rather terete and slender; snout bluntish; mouth small and slightly oblique; lower jaw the shorter, slightly included; posterior end of maxillary scarcely reaching vertical from the front of orbit. Eighteen scales between nape and dorsal fin, the scales in this region being smaller and more crowded than on sides and posterior dorsal region, much resembling *Pimephales notatus* in this respect; lateral line incomplete, not extending beyond the fourth scale on each side. Origin of the first ray of dorsal fin midway between the base of the caudal fin and the tip of the snout; the longest (anterior) dorsal rays nearly three times the length of the posterior ones, the tips of the former extending considerably beyond the tips of the latter when the fin is deflexed. Color olivaceous, darker above, very pale below; a dark band about  $\frac{2}{3}$  diameter of eye around snout and on side to base of caudal fin; on the snout this band is confined to the upper jaw; between this band and the darker color on the dorsal region is a lighter band of about the same width; a dark vertebral line present, also a similar one from base of anal to caudal fin. In some specimens the lateral line is absent on the first scales and appears at intervals on about 12 scales, but it is occasionally absent altogether. It is less developed in this species than in any other of the genus.

Close to *N. cayuga*, from which it differs in the reduced size of the scales before the dorsal, the more slender body, the sharper snout, the slightly larger and more oblique mouth, and the more incomplete lateral line. It is also a larger fish than *N. cayuga*.

Known only from Gull Lake, near Muskoka Lake, Ontario, where 24 specimens were obtained by Dr. Meek in September, 1899. They vary in length from 1.31 to 2.91 inches. (Named for Muskoka Lake.)

*Notropis muskoka*, MEEK. Notes on a Collection of Fishes and Amphibians from Muskoka and Gull Lakes: Publication 41, Field Columbian Museum, Zoological Series, Vol. I, No. 17, 308, November, 1899, Gull Lake, Ontario. (Type, No. 2964, Field Columbian Museum. Coll. Dr. Meek.)

Page 264. After *Notropis procne* (Cope), insert:

412 (a). NOTROPIS RASCONIS, Jordan & Snyder.

Head 4; depth  $3\frac{1}{2}$ ; eye  $2\frac{2}{3}$  in head; snout  $3\frac{1}{2}$ ; interorbital space 3; depth of caudal peduncle  $2\frac{1}{2}$ ; height of dorsal  $4\frac{1}{2}$  in length; anal 5; length of pectoral  $5\frac{1}{2}$ ; ventral  $5\frac{1}{2}$ ; caudal  $3\frac{1}{2}$ ; D. I, 8; A. I, 8; P. 12; scales 33, 15 between dorsal and occiput, 10 between dorsal and ventral fins. Dorsal outline of body evenly rounded from snout to insertion of dorsal fin, slightly concave from latter point to base of caudal; ventral outline evenly rounded to end of anal base; deepest part of body just anterior to insertion of dorsal; width of body  $\frac{1}{2}$  of its length. Snout pointed; mouth

oblique, lower jaw included; maxillary not quite reaching vertical from anterior margin of orbit. Teeth 4-4, frail and easily detached from the arch, slightly hooked, no evident grinding surface; gill-rakers short and blunt, reduced to slight elevations on lower part of first arch. First ray of dorsal fin longest, last ray much shorter; when the fin is elevated, the posterior margin is straight, when depressed, it is somewhat falcate; anal fin similar in shape; pectoral pointed; tips of ventrals reaching anal; caudal deeply forked, the lobes pointed. Color silvery, a dark lateral band, the width of a scale, extending from tip of snout through eye to base of caudal, where it ends in an elongate, black spot; body above lateral band stippled with black, the dots grouped closely together on top of head, and in a narrow dorsal band extending from occiput to insertion of dorsal, in a sharply defined black line along base of dorsal fin, and also on the edges of the dorsal scales; body below dark band immaculate, except a dusky line along base of anal fin; all the fin rays dusky, especially the partly developed caudal rays, which are noticeably darker than the others.

*Notropis rasconis* is closely related to *N. nigrotaniniatus*, from which it differs in having a more compressed body, a longer snout, larger eye, longer and more pointed fins, and in having the color-band narrower on the body and more marked on the snout. (Jordan & Snyder.)

Known only from the Rio Verde near Rascon, San Luis Potosi, Mexico, where the type (No. 6153, L. S. Jr. Univ. Mus.) was collected by J. O. Snyder.

(Named for Rascon, near which place the type was obtained.)

*Notropis rasconis*, JORDAN & SNYDER, Bull. U. S. Fish Com. 1899 (1900), 121, Rio Verde, near Rascon, Mexico.

Page 302. Before *Ericymba*, Cope, insert:

123 (a). **XYSTROSUS**, Jordan & Snyder.

*Xystrosus*, JORDAN & SNYDER, Bull. U. S. Fish Com. 1899 (1900), 123 (*popoche*).

Body long, compressed; interorbital space low and flat; mouth terminal, oblique; jaws subequal; premaxillaries protractile; no barbel; no pseudo-branchiæ; gill-rakers 6+6, long, slender, crowded on arch; teeth 4-4, hooked, grinding surface oblique, grooved; alimentary canal about twice as long as body; peritoneum dusky; lateral line complete, decurved above pectoral; scales 61, evenly distributed over body; fins falcate; dorsal inserted directly above insertion of ventral; caudal deeply forked; anal basis short. Allied to *Notropis*; differing in the long gill-rakers, the small scales, and the absence of pseudo-branchiæ.  $\xi\upsilon\sigma\tau\rho\nu$ , (gill-)raker.

498 (a). **XYSTROSUS POPOCHE**, Jordan & Snyder.

Head  $3\frac{1}{2}$ ; depth  $4\frac{1}{2}$ ; eye  $4\frac{2}{3}$  in head; snout  $3\frac{2}{3}$ ; depth of caudal peduncle  $2\frac{1}{2}$ ; height of dorsal 5 in length; anal 6; length of pectoral 6; ventral  $6\frac{1}{4}$ ; caudal 4; D. 8; A. 7; P. 16; scales 61, 24 between dorsal and occiput, 16 between dorsal and lateral line. Body long and slender; caudal peduncle deep, compressed; head long, its upper contour straight;

interorbital space broad and flat; eye large; its longitudinal diameter contained 2 times in interorbital space; snout sharp, slightly turned up at end; mouth large, oblique; lower jaw included; lips thin; maxillary not quite extending to orbit; gill-rakers 6+6, on first arch, close together, slender, the longest  $\frac{1}{2}$  diameter of orbit. Teeth 4-4, strong, hooked, grinding surface oblique, narrow, grooved, a notch just below the hook; alimentary canal almost twice the length of body; peritoneum dusky. Scales not crowded anteriorly, evenly distributed over body; lateral line shaped like the contour of body, except above pectoral fin, where it is sharply decurved; dorsal inserted directly above ventral, first ray highest, nearly 3 times height of last; when depressed, the fin is falcate; when elevated, its edge is concave; anal similar in shape; caudal deeply forked, the tips sharp; ventrals pointed, not reaching vent; pectoral slightly rounded. Color silvery; darker above, especially on median dorsal area, where a more or less dusky band extends the length of the body; rays of dorsal fin and tips of caudal dusky; lower fins white.

Exact measurements of the only specimen obtained are here given: Length of body in millimeters 92; depth of body, expressed in hundredths of length, 23; depth of caudal peduncle  $11\frac{1}{2}$ ; length of head  $28\frac{1}{2}$ ; width of interorbital space  $11\frac{1}{2}$ ; length of snout 8; diameter of orbit 6; distance from snout to dorsal fin 52; height of longest dorsal rays 20; distance from snout to anal fin 73; height of longest anal rays 17; distance from anal to caudal fin 21; length of caudal fin 25; length of pectoral fin 18; distance from snout to ventral fin 53; length of ventral fin 16. (Jordan & Snyder.)

Only the type known (No. 6151, L. S. Jr. Univ. Mus.) collected by J. O. Snyder in Laguna de Chapala, near Ocotlan, Jalisco, Mexico.

*Xyrtosus popoche*, JORDAN & SNYDER, Bull. U. S. Fish Com. 1899 (1900), 123, Laguna de Chapala, Mexico.

#### 123 (b). FALCULA, Jordan & Snyder.

*Falcula*, JORDAN & SNYDER, Bull. U. S. Fish Com. 1899 (1900), 124 (*chapale*).

Body long, compressed; caudal slender; mouth large, lips thin, premaxillaries protractile; no barbel; teeth in 1 row, 4-4, hooked, grinding surface grooved; gill-rakers few, short, far apart; alimentary canal short; peritoneum silvery; lateral line complete; scales rather small, about 50 in lateral series. Fins high, falcate; dorsal inserted directly over ventrals; anal basis short; first simple rays of dorsal and anal rudimentary and closely adnate to first branched ray; caudal long, deeply notched.

The genus *Falcula* is related to *Notropis*, from which it differs in its small scales and in its very high falcate fins. (*fals*, scythe.)

#### 498 (b). FALCULA CHAPALE, Jordan & Snyder.

Head 4; depth  $4\frac{1}{2}$ ; eye  $3\frac{3}{8}$  in head; snout  $3\frac{3}{8}$ ; interorbital space  $3\frac{3}{8}$ ; depth of caudal peduncle  $9\frac{1}{2}$ ; height of dorsal 4 in length; anal 5; length of pectoral  $4\frac{1}{2}$ ; ventral  $5\frac{1}{2}$ ; caudal  $3\frac{1}{2}$ ; D. 8; A. 8; P. 17; scales 50, 19 between dorsal and occiput, 16 between dorsal and ventral fins.

Body long, slender, compressed; snout pointed, its length equal to diameter of orbit or to interorbital space; mouth almost horizontal, its cleft extending to vertical from anterior edge of orbit; lips thin; teeth 4-4, strong, slightly hooked, the hook barely evident on lower tooth; three upper teeth with a grooved grinding surface; gill-rakers 3+7, short, pyramidal, and far apart; alimentary canal short; peritoneum silvery; lateral line complete, decurved to a point in a vertical midway between pectoral and ventral fins, from which it extends in a straight line a little below middle of body to the caudal; fins all very high and pointed; dorsal inserted directly over origin of ventrals, falcate when depressed, its first ray longest; anal similar in shape, inserted at a point  $\frac{2}{3}$  the distance from tip of snout to base of caudal; ventrals extending to vent, tip of pectoral reaching ventrals; caudal deeply forked. Color silvery; a narrow, dark median band extending down from occiput to base of caudal; dorsal scales with fine dots which give their edges a dusky color.

One specimen known, careful measurements of which are given: Length of body in millimeters 74; depth of body, expressed in hundredths of length, 25; depth of caudal peduncle 11; length of head 25; width of interorbital space 7; length of snout 7; diameter of orbit 7; distance from snout to dorsal fin 47; height of longest dorsal rays 26; distance from snout to anal fin 67; height of longest anal rays 21; distance from anal to caudal fin 27; length of caudal fin  $3\frac{1}{2}$ ; length of pectoral fin 22; distance from snout to ventral fin 62; length of ventral fin 21. (Jordan & Snyder.)

Only the type known (No. 6152, L. S. Jr. Univ. Mus.) collected by J. O. Snyder in Laguna de Chapala, near Ocotlan, Jalisco, Mexico.

(Named for the type locality.)

*Faleula chapale*, JORDAN & SNYDER, Bull. U. S. Fish Com. 1899 (1900), 124, Laguna de Chapala, Mexico.

**Page 311.** Before *Agosia nubila* (Girard), insert the following:

514 (a). *AGOSIA KLAMATHENSIS*, Evermann & Meek.

Head 4; depth  $4\frac{1}{2}$ ; eye  $4\frac{1}{2}$  in head; snout  $3\frac{1}{2}$ ; D. I, 8; A. I, 7; scales about 14-78-10 (average, 73 in 49 specimens).

Body robust, subcylindrical, back somewhat elevated; snout rather long, mouth inferior, little oblique, the lower jaw included; maxillary not reaching front of orbit; upper lip without frenum; barbel present, but small. Lateral line incomplete, interrupted in many places, about 30 pores developed. Origin of dorsal fin midway between front of pupil and base of caudal fin; pectoral rather short, reaching about three-fourths the distance to base of ventrals; ventrals reaching vent; anal large, its longest ray  $1\frac{1}{2}$  in head; caudal widely forked.

Color in alcohol: Olivaceous, mottled and blotched with darker on back and side; under parts pale; an obscure pale streak from eye to base of caudal fin, below which is a broad dark band; dorsal, pectoral, and caudal dusky; other fins plain; a black blotch at base of caudal.

An examination of 48 specimens shows all the important characters to

be fairly constant. The barbel is in a few cases obscure or possibly absent. The number of scales in a transverse line varies from 68 to 78, the average being 73. The lateral line is in all cases incomplete, though in different degrees. Sometimes it is continuous for only 6 or 8 scales, after which there are several interruptions and only 8 to 10 more pores. In others there are 20 to 30 pores in a continuous series.

Close to *A. nubila*.

Upper Klamath Lake, Oregon.

*Agosia klamathensis*, EVERMANN & MEEK, Bull. U. S. Fish Com. 1897 (Jan. 6, 1898), 74, fig. 5, Pelican Bay, Upper Klamath Lake, Oregon. (Type, No. 48225, U. S. N. M. Coll. Meek & Alexander.)

Page 333. After *Piabucina panamensis*, Gill, insert the following:

552 (a). PIABUCINA FESTE. Boulenger.

Head  $4\frac{1}{8}$ ; depth 4; eye  $4\frac{1}{2}$ ; snout  $4\frac{1}{2}$ ; interorbital width 9; D. 9; A. 11; scales 28-8; lower jaw longer than snout; teeth 26 above, 32 in external mandibular series; maxillary reaching eye; origin of dorsal equally distant between end of snout and caudal sinus, a little behind base of ventrals; adipose dorsal very small; anal with 8 branched rays; pectoral  $1\frac{1}{2}$  in head, longer than ventrals; caudal strongly emarginate, scaled on basal half. Very deep olive brown above, whitish below; fins uniformly gray. Length 160 mm. (Boulenger.) From tributary of Lake Pita, Darien; only the type known. (Named for the collector, Dr. Enrico Festa.)

*Piabucina festae*, BOULENGER, Bollettino dei Mus. di Zool. ed Anat. Comp. della Univ. de Torino, Vol. XIV, No. 346, April 29, 1899, Rio Sabina, Darien. (Coll. Dr. Enrico Festa.)

Page 367. *Serrivomer beanii* has recently been taken by the *Ingolf* at Stations 12 and 20, lat.  $64^{\circ} 38' N.$ , long.  $32^{\circ} 37' W.$ , and lat.  $58^{\circ} 20' N.$ , long.  $40^{\circ} 48' W.$ , in Denmark Strait and SSE. of Cape Farewell, in 1,040 and 1,695 fathoms, respectively.

Page 398. After *Lycodontis obscuratus* (Poey), insert:

656 (a). LYCODONTIS JORDANI, Evermann & Marsh.

Head 7 in total length; depth about 14; eye 8 in head; snout 5; gape 2.2; interorbital a little less than snout. Teeth uniserial, strong, sharp, not close set, all entire and without basal lobes; tail considerably longer than rest of body; gill-opening smaller than eye; snout rather pointed, lower jaw the shorter, the mouth capable of being completely closed. Dorsal fin high, much higher than anal; nasal tube long, about 3 in eye.

Color: Tawny-ochraceous, paler below; upper jaw gray; iris blue; longitudinal brown stripes on side of head in front of gill-opening; head and body covered with numerous small, round, white spots, those on head smallest; a series of larger ones along upper part of side, and 1 or 2 irregular series of large ones on side of belly; between these on the middle of side the spots are smaller; dorsal with an irregular series of small white spots along the base, and another series of about 16 much larger, more quadrate spots of same color along edge of fin, some of the spots cutting the border, which is black; anal similarly spotted and with black

border. In alcohol the general color is grayish black, yellowish below, the tawny-ochraceous or yellow becoming darker, almost black, and the white spots on body becoming yellowish.

This species seems to be related to *L. obscuratus* (Poey), but differs from it markedly in color. Puerto Rico; only the type known, a specimen 15 inches long collected by the U. S. Fish Commission steamer *Fish Hawk* at Mayagüez, January 20, 1899. (Named for David Starr Jordan.)

*Lycodontis jordani*. EVERMANN & MARSH, Rept. U. S. Fish Com. 1899 (Dec. 19), 352, Mayagüez, P. R. (Type, No. 49358, U. S. N. M. Coll. Evermann & Marsh.)

Page 447. After *Stolephorus productus* (Poey), insert:

734 (a). **STOLEPHORUS GILBERTI**, Evermann & Marsh.

Head 3.25; depth 3.4; eye 4; snout 6; maxillary 1.7; mandible 1.7; interorbital 4.9; D. 15; A. 23; pectoral 2.1; ventral 3.5; caudal 1.3; scales 42-9.

Body comparatively deep and strongly compressed, the belly trenchant, without serrations; snout thick, much projecting; maxillary reaching nearly to root of mandible, scarcely serrate; eye moderate; tip of lower jaw reaching vertical from front of eye; distance from lower posterior angle of cheek to vertical from posterior margin of opercle much less than from same point to eye; dorsal inserted far in advance of anal, just behind insertion of ventrals, midway between anterior edge of eye and base of caudal.

Color in spirits: Back light olivaceous with dark punctulations; rest of body below a line from shoulder to upper base of caudal silvery; faint traces of golden behind eye; no lateral band.

This species is very close to *Stolephorus garmani*, Evermann & Marsh, differing chiefly in the much smaller eye, the more uniform color of the back, the somewhat more sharply compressed belly, and the more nearly entire maxillary.

Puerto Rico; only the type, a specimen 4.5 inches long, known. This was collected by the U. S. Fish Commission expedition to Puerto Rico, at Palo Seco, near San Juan, January 13, 1899, associated with *S. productus*. (Named for Dr. Charles Henry Gilbert.)

*Stolephorus gilberti*, EVERMANN & MARSH, Rept. U. S. Fish Com. 1899 (Dec. 19, 1899), 352, Palo Seco, P. R. (Type, No. 49359, U. S. N. M. Coll. Evermann & Marsh.)

734 (b.) **STOLEPHORUS GARMANI**, Evermann & Marsh.

Head 3.2; depth 3.3; eye 3.5; snout 5.5; maxillary 1.7; mandible 1.7; interorbital 5; D. 14; A. 23; pectoral 2; ventral 3.5; caudal 1.3; scales 42-9.

Body comparatively deep and strongly compressed; the belly not strongly trenchant, without serrulations; snout thick, much projecting; maxillary reaching nearly to root of mandible, very finely and weakly serrate; eye large; tip of lower jaw reaching vertical from front of eye; distance from lower posterior angle of cheek to vertical from posterior margin of opercle much less than from same point to eye; dorsal inserted far in advance of anal, just behind insertion of ventrals, midway between anterior edge of pupil and base of caudal.



Color in spirits: Back dark near the median line, below this somewhat reddish; rest of body below a line from shoulder to upper base of caudal silvery; some golden on snout and behind eye; no lateral band.

This species has a general resemblance to *Stolephorus productus*, but is unquestionably distinct from it; the anal is much shorter and inserted farther back, the body is deeper, the eye larger, and the snout longer. It is very close to *Stolephorus gilberti*, Evermann & Marsh, differing chiefly in the larger eye, in the color of the back, and the somewhat less sharply compressed belly.

Puerto Rico; only the type, a specimen 4.5 inches long, known. This was collected by the U. S. Fish Commission expedition to Puerto Rico at Puerto Real, January 27, 1899. (Named for Prof. Samuel Garman, of the Museum of Comparative Zoology.)

*Stolephorus garmani*, EVERMANN & MARSH, Rept. U. S. Fish Com. 1899 (Dec. 19, 1899), 352, Puerto Real, P. R. (Type, No. 49360, U. S. N. M. Coll. Evermann & Marsh.)

Page 497. Before *Salmo gairdneri*, Richardson, insert the following:

780 (k). SALMO CLARKII DECLIVIFRONS, Meek.

(SALMON TROUT OF LAKE SOUTHERLAND.)

Head 3.8; depth 4.6; eye 5.14; snout 4.5; maxillary 1.6; scales 148; D. 10; A. 11; branchiostegals 10; gill-rakers 7 + 10. Body elongate, back elevated, anterior profile much decurved, especially so from nape forward; tip of snout below axis of body; margin of upper lip on a level with lower margin of orbit; gape nearly horizontal, more so than in other trout; maxillary broad, its greatest width 5 in its length, its posterior end reaching beyond eye; dentition strong; posterior margin of dorsal fin straight; tip of second ray reaching middle of last ray in the depressed fin, the last ray  $2\frac{1}{2}$  in longest ray; pectoral 1.67 in head; ventral 2.25. Color dark blue above and on side to lateral line anteriorly, and to a short distance above lateral line posteriorly, then becoming abruptly silvery; belly nearly white; no spots on head or body, none on any of the fins, except a few on caudal fin; upper margin of lower jaw black, a dark blue patch on cheek, extending obliquely upward and backward to near top of opercle; pectoral, ventrals, and anal yellowish.

The general color of this species much resembles that of the Blue Back of Lake Crescent. It is some darker, has no spots, except on caudal fin, and the upper anterior profile is much more curved.

Professor Elliot gives the following note on this trout:

"This trout is occasionally taken in Lake Southerland, and is called the 'Salmon Trout.' It is easily recognizable, not only by the sharply curved upper outline of the fore part of the body, but also by its quite different style of coloration, resembling, as stated above, somewhat the style of the Blue Back of Lake Crescent. As there is no water connection between these lakes, and Lake Southerland is 75 feet lower than Crescent, and, moreover, the fish of that lake having no communication with the sea, on account of a very high precipitous fall a short distance from its outlet, it can not be supposed that these two forms are in any way identical. Out

of a large number of trout taken by me in Lake Southerland, only two or three specimens of this form were procured, and they were all of small size, and I did not understand that it was ever obtained of much greater dimensions. This could not be the fault of the lake, which is exceedingly deep, and nearly 3 miles in length. It is a gamey fish, takes the fly, leaps out of water, and is a good fighter for its size." (Meek.)

Length about 10 inches.

Known only from Southerland Lake, Washington, where 2 or 3 specimens (only 1 of which was preserved) were taken by Professor Elliot in 1898. (*declivus*, steep; *frons*, forehead.)

*Salmo clarki declivifrons*, MEEK, Notes on a collection of cold-blooded Vertebrates from the Olympic Mountains: Field Columbian Museum Publication 31, Zoological Series, Vol. 1, No. 12, 230, Feb., 1899. Southerland Lake, Washington. (Type, No. 2006, Field Columbian Museum.)

780 (l). SALMO CLARKII JORDANI, Meek.

(SPOTTED TROUT OF LAKE SOUTHERLAND.)

Head 3.86; \* depth 4.79; eye 5.89; snout 4.13; maxillary 1.78; scales 146; D. 10; A. 11; branchiostegals 10 or 11. Body elongate, not much compressed; head short, maxillary rather broad, not extending far behind orbit—its greatest width  $4\frac{1}{2}$  in its length, in some specimens about  $5\frac{1}{2}$ , a slight curve downward under the eye; dentition not so strong as in the Speckled Trout of Lake Crescent; gill-rakers rather long, longer than in the Speckled Trout, but less so than in Blue Back of Lake Crescent; pectoral in head, 1.88; ventral 2.24; origin of dorsal midway between tip of snout and base of caudal, or slightly nearer tip of snout; origin of ventrals under first to third dorsal rays; margin of dorsal fin convex, its base 1.32 in longest ray; snout bluntish. Color in alcohol, dark steel-blue above, paler below, becoming nearly white on the belly; back, sides, and head profusely spotted with black; some specimens with black spots on the belly and on all fins; pectorals and ventrals usually without spots; upper half of lower jaw black, red under dentary bones. The life colors are given by Professor Elliot in the following note:

"This beautiful species is exceedingly gamey, takes a fly readily even as late as October, is a great leaper when hooked, and fights à l'outrance. In appearance it resembles *Salmo gairdneri crescentis* of the neighboring lake, being fully as brilliantly colored, but can be at once distinguished by its orange or orange-red fins, red on the jaw, and the number and blackness of its spots, and darker back and top of head. In general appearance there is not the slightest similarity between this species and the specimen from Boulder Creek. At no stage of its existence that I have seen, from fingerlings to fish weighing over 4 pounds, is there any silvery luster, but the colors are all bright-hued, some even metallic. It is one of the most active of its tribe, and I have had them leap after taking the fly in such quick succession, and with such rapid dartings about the lake, that it was impossible to imagine where they would next appear. I be-

\*These comparative measurements are the averages of 23 specimens examined by Dr. Meek.

lieve it spawns in the spring, as in the middle of October, when I left Lake Southerland, the eggs of the females we caught were not enlarged, and no indication of the approach of the spawning season." (Meek.)

Length 1 to 2 feet.

Known only from Southerland Lake, Washington, where 23 specimens were collected in 1898 by Professor Elliot.

("Named for Dr. D. S. Jordan, president of Stanford University, who, more than anyone else, has studied our Western trout.") (Meek.)

*Salmo clarkii jordani*, MEEK, Notes on a collection of cold-blooded Vertebrates from the Olympic Mountains: Field Columbian Museum Publication 31, Zoological Series, Vol. 1, No. 12, 229, February, 1899, Southerland Lake, Washington. (Type, No. 2012, Field Columbian Museum.)

Page 500. Before *Salmo irideus*, Gibbons, insert the following:

480 (a). SALMO BATHOCETOR. Meek.

(LONG-HEADED TROUT OF CRESCENT LAKE.)

Head 3.5 to 3.8; depth 5.10 to 5.75; eye 6.75 to 7.60; snout 3.33; maxillary 1.66; scales 150 to 152; gill-rakers 7 or 8 + 11 to 13; branchiostegals 9 to 11; D. 10; A. 11. Body elongate, slender; head much pointed; anterior margin of upper jaw slightly above axis of the body; maxillary very long and very slender, reaching considerably beyond posterior part of the orbit, its greatest width 7 in its length; about 24 teeth on maxillary; teeth on jaws, vomer, and palatines large, the dentition much stronger than in specimens of *Salmo gairdneri crescentis* of same size; mandible very strong; opercle very broad and contains the eye  $1\frac{1}{2}$ ; preoperculum narrow, less than diameter of the eye; gill-rakers very short and thick; last ray of dorsal less than half longest rays, third ray longer than base of fin; when depressed, second and third ray tips reach beyond middle of last dorsal ray; pectoral  $1\frac{5}{8}$  in head; ventrals  $2\frac{1}{2}$ . Color much as in *S. gairdneri crescentis*, except lighter. Head, body, and tail profusely spotted with black spots; ventrals and pectorals dark. No. 2036 (Field Museum) has fewer spots, none on anal and pectoral; anterior part of upper jaw very dark, darker than in the larger specimen. This species differs from *S. gairdneri crescentis* in being much more slender, its back much less elevated, head more slender and pointed, gill-rakers shorter, maxillary straighter, narrower, and longer. The general color pattern is the same, except that this species is less spotted and lighter. No red on the under jaw; the dentition is much stronger in this species than in *S. gairdneri crescentis*. (Meek.)

Prof. D. G. Elliot gives the following interesting note on this trout:

"This is a deep-water fish, keeping always near the bottom. Lake Crescent is of great depth, in some places over 700 feet, and doubtless much more in others not yet ascertained. The present species, unlike other trout, does not come to the surface, as I was informed, at any season of the year, and will not of course take a fly, or indeed a spoon, or any kind of lure. The only way it can be captured is by set-lines sunk within a foot of the bottom, and it seems that there are only a few places in the lake where it can be caught even by this means. The specimens

obtained were procured at a depth of about 200 feet. While it is a brightly colored fish, it lacks some of the iridescent hues of *S. gairdneri crescentis*, and consequently is less attractive in appearance. It is known as the long-nose, or long-headed trout." (Meek.)

Length nearly 2 feet.

Known only from Crescent Lake, Washington, where two specimens were obtained in 1898 by Prof. D. G. Elliot.

*Salmo bathvector*, MEEK, Notes on a collection of cold-blooded Vertebrates from the Olympic Mountains: Field Columbian Museum Publication 31, Zoological Series, Vol. I, No. 12, 227, February, 1899, Crescent Lake, Washington. (Type, No. 2035, Field Columbian Museum.)

**Page 572.** *Myctophum gracilis* (Lütken) is reported by Lütken from Denmark Strait, west of Iceland.

**Page 583.** Before *Yarrella*, Goode & Bean, insert the following:

875 (a). *CYCLOTHONE MEGALOPS*, Lütken.

Together with a great number of *Cyclothone microdon* captured at station 12-64-38' lat. N., 32-37' long. W., 1,040 fathoms—there occurred a single specimen of a length of 70 mm., habitually looking much like the said species, but differing by the eyes not being particularly small, and by totally wanting the light glands or "photospheres." It can, therefore, apparently, hardly be referred to the same genus. The dorsal and anal fins are very like those of *C. microdon*, though with the difference that the dorsal fin begins somewhat before the anal fin, while this, on the other hand, ends somewhat farther back than the dorsal fin. Quite black. A somewhat larger specimen (105 mm.) from station 9-64-18' lat. N., and 27- long. W., 295 fathoms—is so badly preserved that it gives only the information that the eyes are not small and that both jaws are armed with small teeth directed obliquely backward, with a few longer ones in the foremost part of the lower jaw and the foremost part of the palate or the intermaxillary. The nearer determination of this specimen must be reserved for a future discovery.

It seems evident that these specimens belong to species else unknown, but as the material is so scanty I shall limit myself to the short preliminary notes made above. (Lütken.)

*Cyclothone (?) megalops*, LÜTKEN, Ichth. Results Danish *Ingolf* Exped., Vol. II, 10, 1898. west of Iceland.

**Page 617.** *Macdonaldia rostrata* was taken in 1895 by the *Ingolf* expedition west of Iceland.

**Page 669.** After *Characodon variatus*, Bean, insert:

983 (a). *CHARACODON ENCAUSTUS*, Jordan & Snyder.

Head 4; depth  $3\frac{1}{2}$ ; depth of caudal peduncle 8; eye 3 in head; snout 4; interorbital space  $3\frac{1}{2}$ ; height of dorsal  $4\frac{1}{2}$  in length; anal  $6\frac{1}{2}$ ; length of pectoral  $5\frac{1}{2}$ ; ventral  $6\frac{1}{2}$ ; caudal  $4\frac{1}{2}$ ; D. 16; A. 15; scales 35, 13 transverse series counting upward and forward from origin of anal, 9 on caudal

peduncle. Body deep, compressed, dorsal outline almost straight from snout to origin of dorsal, concave from the latter point to base of caudal; ventral outline evenly curved from snout to posterior part of base of anal; eye very large, nearer snout than to posterior edge of opercle by a distance equal to longitudinal diameter of pupil; mouth small, its width equal to  $\frac{2}{3}$  diameter of pupil; maxillary protractile; lower jaw projecting; teeth in 2 series, the outer series small, bicuspid, in a single row, rather firmly attached; inner series minute, in small patches; gill-opening restricted, not extending above base of pectoral fin; gill-rakers slender, equal in length to  $\frac{1}{2}$  diameter of pupil. Alimentary canal short; air-bladder large, extending posteriorly to a point above origin of anal; dorsal fin inserted halfway between tip of snout and base of caudal, length of base a little less than height of fin; anal inserted below middle of dorsal, its edge rounded; pectoral extending to base of ventrals; ventrals extending to vent. Scales on body large; upper posterior part of head and a narrow space below and posterior to eye with scales; other parts of head naked; small scales on basal part of caudal fin; a row of large pores above eye and at lower edge of suborbital patch of scales; no lateral line. Color in alcohol light, yellowish olive; 9 short and narrow vertical bands on median part of body, the first above base of pectoral, the ninth at base of caudal; scales on dorsal region of body edged with black dots; upper part of head dark; upper half of orbit black; opercles silvery; dorsal fin with a little dusky; other fins without dark color.

This species somewhat resembles *C. eiseni* in appearance. It differs in having more rays in the dorsal and anal fins, smaller scales, a more compressed body, and less dark color on the body. (Jordan & Snyder.)

Known only from Laguna de Chapala, near Ocotlan, Jalisco, Mexico, where J. O. Snyder collected the type, a female, No. 6163, L. S. Jr. Univ. Mus. (ενκαυστός, branded.)

*Characodon encaustus*, JORDAN & SNYDER, Bull. U. S. Fish Com. 1899 (1900), 126, Laguna de Chapala, Mexico.

Page 685. After *Goodea atripinnis*, Jordan, insert:

313 (a). **XENENDUM**, Jordan & Snyder.

*Xenendum*, JORDAN & SNYDER, Bull. U. S. Fish Com. 1899 (1900), 127 (*caliente*).

Body deep, not much compressed; males and females of about the same size. Eye normal; mouth vertical, lower jaw projecting; teeth loosely attached, in 2 series, the first series flat, bicuspid, in 2 or 3 rows on each jaw; the second series minute, in villiform bands, sometimes absent; gill opening not restricted, extending above the pectoral fin a distance equal to the diameter of pupil. Alimentary canal long, with many convolutions; air-bladder present, large. Scales large; no lateral line. Dorsal and anal inserted posteriorly, the one directly over the other, their bases short; anal very slightly modified in male, first rays shorter, edge double-convex—the notch being between smaller and larger groups of rays; ventral fins present; caudal rounded, and not modified in male.

*Xenendum* differs notably from *Characodon* in having the bicuspid teeth loosely attached and in more than one series. *Characodon* has the bicuspid

teeth firmly attached and in a single series. Its actual affinities are with the genus *Goodea*, and it belongs to the subfamily *Goodeinae*, which has the general characters of the *Paciliinae*, but with bifurcate or trifurcate teeth, and no great differences between the sexes. (ξενός, strange; ενδόν, within.)

1008 (b). XENENDUM CALIENTE, Jordan & Snyder.

Head  $3\frac{1}{2}$ ; depth  $2\frac{1}{2}$ ; depth of caudal peduncle  $5\frac{1}{2}$ ; eye 4 in head; snout  $3\frac{1}{2}$ ; interorbital space 2; height of dorsal  $5\frac{1}{2}$  in length; anal  $6\frac{1}{2}$ ; length of pectoral 5; ventral  $7\frac{1}{2}$ ; caudal 5; D. 13; A. 14; scales 36, in transverse series counting upward and forward from origin of anal, 14; on caudal peduncle, 9. Body large and thick set, deepest at tip of pectoral; width  $4\frac{1}{2}$  times in length; head pointed; interorbital space broad, slightly convex; length of snout about equal to diameter of orbit; mouth vertical, its width equal to length of snout; maxillary very protractile; teeth loosely attached, in 2 series, those of the first series larger, flat, and notched, in 2 rows on upper jaw, 3 rows on lower, the individual teeth of each row alternating in position with those of the next, those of the second series very minute, in a villiform band; gill-opening not restricted, extending above the pectoral a distance equal to diameter of pupil; gill-rakers long, slender, and close together, 40 on first arch. Alimentary canal long (in one specimen  $4\frac{1}{2}$  times the length of body), coiled many times; peritoneum black; genital opening close to base of anal, covered by a thick, notched pad. Dorsal fin inserted posteriorly, rounded, the base short, its length less than height of fin; anal inserted under dorsal, first 5 rays crowded together and shortened; edge of fin double-convex, the notch being between the shorter and longer sets of rays; pectorals and ventrals with rounded edges; caudal evenly rounded; body and head everywhere, except jaws and preorbital area, with scales; no lateral line. Color light olive, growing darker above; medium dorsal area blackish, each scale with a dark, angular band, those of the sixth series below the dorsal darker, making an indistinct, narrow lateral band; all the fins, except ventrals, dusky.

The females differ but slightly from the males. The body is more thick set, the caudal peduncle a little less deep, the fins a little lower, and the anal evenly rounded. The young are somewhat mottled in color.

*Xenendum caliente* differs from *X. luitpoldii* in having fewer scales in the lateral and transverse series and on the caudal peduncle, and in a similar way from *X. saliscone*, besides having villiform teeth, which are absent in *X. saliscone*. (Jordan & Snyder.)

Known only from Rio Verde, near Aguas Calientes, Mexico. (Type, a female, No. 6147, L. S. Jr. Univ. Mus. Coll. J. O. Snyder.)

*Xenendum caliente*, JORDAN & SNYDER, Bull U. S. Fish Com. 1899 (1900), 127, Rio Verde, near Aguas Calientes, Mexico.

*Characodon luitpoldii*, Steindachner (p. 2832) belongs to this new genus, and should stand as

1008 (b). XENENDUM LUITPOLDII (Steindachner).

## 1008 (c). XENENDUM XALISCONA, Jordan &amp; Snyder.

Head  $4\frac{2}{3}$ ; depth  $3\frac{1}{3}$ ; depth of caudal peduncle  $6\frac{1}{2}$ ; eye  $3\frac{1}{2}$  in head; snout 3; interorbital space  $1\frac{2}{3}$ ; height of dorsal  $6\frac{1}{2}$  in length; anal 9; length of pectoral  $5\frac{1}{2}$ ; ventral  $7\frac{1}{2}$ ; caudal 5; D. 13; A. 14; scales 42, transverse series, counting upward and forward from origin of anal, 17; on caudal peduncle 12. Body thick set, deepest at origin of ventrals, widest at bases of pectorals; caudal peduncle deep and long; head large and pointed; interorbital space broad, slightly convex; mouth vertical, its width equal to length of snout; maxillary very protractile; teeth loosely attached, broader at distal ends than at bases, bicuspid, in two rows on each jaw; no villiform teeth present; gill openings extending above base of pectorals a distance about equal to diameter of pupil; gill-rakers long, flat, very close together, 56 on first arch. Alimentary canal long, in many folds; peritoneum black. Dorsal fin inserted posteriorly, first ray simple, closely attached to second; edge of fin rounded; anal inserted on a vertical passing through the base of fourth dorsal ray, similar to dorsal in shape; pectoral and ventral fins rounded; edge of caudal a little convex; basal fourth with scales. Scales large, everywhere on body and head, except lower jaw and preorbital area; no lateral line. Color plain, dark above, light below, the dark color leaving off rather abruptly on the head along a line passing through lower edge of eye; on the body, along a line passing from lower edge of base of pectoral to caudal, leaving lower one-fifth of caudal peduncle light; faint traces of a dark spot at base of each scale on dorsal region of body; all the fins, except ventrals, dusky. Laguna de Chapala, Mexico.

One male individual was taken. It resembles the female in general appearance. The anal fin is not advanced nor modified into an intromittent organ. Although it is injured, it shows that the first 5 or 6 rays were close together and shortened.

*Xenendum xaliscona* differs from *X. caliente* in not having villiform teeth, in having more scales in the lateral and transverse series, and on the caudal peduncle. It differs from *X. luitpoldii* (Steindachner), which is the third known species of the genus, in having a much longer snout, a more pointed head, and in not having villiform teeth. (Jordan & Snyder.)

Known only from Laguna de Chapala, near Ocotlan, Jalisco, Mexico. (Type, a female, No. 6148, L. S. Jr. Univ. Mns. Coll. J. O. Snyder.)

(Name from Jalisco, the type locality.)

*Xenendum xaliscona*, JORDAN & SNYDER, Bull. U. S. Fish Com. 1899 (1900), 129, Laguna de Chapala, Mexico.

Page 698. Before *Mollienista*, Le Sueur, insert:

## 1037 (a). POECILIA LIMANTOURI, Jordan &amp; Snyder.

Head  $3\frac{1}{2}$  in length; depth 3; depth of caudal peduncle  $4\frac{2}{3}$ ; eye  $3\frac{1}{2}$  in head; snout 3; interorbital space 2; height of dorsal  $5\frac{1}{2}$  in length; anal  $4\frac{1}{2}$ ; length of pectoral  $4\frac{1}{2}$ ; ventral 6; caudal  $3\frac{1}{2}$ ; D. 9; A. 8; scales 26-9, 8 on caudal peduncle. Body rather deep and compressed; dorsal outline angular, its highest point at insertion of dorsal; lowest point of

ventral outline at base of ventrals. Head pointed, interorbital space wide and flat; eye large, nearer tip of snout than to posterior edge of opercle by a distance equal to diameter of pupil; mouth very oblique, its width equal to 2 times diameter of pupil; premaxillaries protractile; distal end of maxillary visible; lower jaw projecting; teeth in two series on each jaw, the outer series in a single row, small, pointed, loosely attached; second series scarcely discernible, in bands; gill-openings extending above base of pectoral a distance equal to  $\frac{1}{2}$  diameter of orbit; gill-rakers on first arch 20, small and slender; alimentary canal very long and slender. Body and entire head, except preorbital area, lips, and lower jaw, covered with large scales; 3 rows of scales on base of caudal; small scales extending on inter-radial membranes of caudal, a distance beyond the basal scales about equal to diameter of the eye. Dorsal fin inserted halfway between base of caudal and anterior edge of pupil, its base contained  $6\frac{2}{3}$  times in length of head and body, its height  $5\frac{2}{3}$ , the last rays a little higher than the first; anal advanced close to base of ventrals, the first and second rays short, closely attached to the next, third ray greatly enlarged and lengthened, a loosely attached ovate, fleshy pad near its tip; fourth and fifth rays slender, as long as third; tips of third and fifth rays bent toward that of the fourth; sixth to eighth rays about  $\frac{1}{2}$  as long as third; caudal rounded, its length contained  $3\frac{2}{3}$  times in head and body; pectoral rounded, the length contained  $1\frac{1}{2}$  times in head; ventrals pointed, extending to middle of longest anal ray. Color in alcohol, light yellowish olive, much lighter on breast and ventral part of head; posterior edges of scales dark; lower jaw, preorbital area, upper part of head, and a narrow, median dorsal stripe, dark; basal  $\frac{2}{3}$  of dorsal fin black, distal part of fin white, the boundary between the white and black more definite on the anterior than on posterior part of fin; basal  $\frac{2}{3}$  of caudal dusky, distal part without color.

Other male examples have only a few small dark spots on dorsal and caudal. The females have the body more elongate than the males, the depth of the caudal peduncle  $5\frac{2}{3}$  in length. The dorsal fin is inserted in advance of the anal, its origin above anal opening, the first rays highest. The ventrals extend to the posterior edge of the vent, but do not reach the anal. The dorsal and caudal have a little dusky coloring.

Lack of material for comparison prevents our commenting on the probable affinities between this and other species of the genus. (Jordan & Snyder.)

Known only from Rio Tamesoe, near Tampico, Tamaulipas, Mexico, where several specimens were collected January 12, 1899, by Mr. Snyder. (Type, a female, No. 6165, L. S. Jr. Univ. Mus.)

(Named for Jose Limantour, the accomplished minister of the "Hacienda" in Mexico.)

*Poecilia limantouri*, JORDAN & SNYDER, Bull. U. S. Fish Com. 1899 (1900), 129, Rio Tamesoe, near Tampico, Mexico.

**Page 702.** Before *Xiphophorus guntheri*, Jordan & Evermann, insert:

1043 (a). **XIPHOPHORUS MONTEZUMÉ**, Jordan & Snyder.

Head  $4\frac{1}{2}$ ; depth 3; depth of caudal peduncle  $4\frac{1}{2}$ ; eye  $3\frac{1}{2}$  in head; snout  $3\frac{1}{2}$ ; interorbital space 2; height of dorsal  $3\frac{1}{2}$  in length; anal 5; length of



pectoral  $4\frac{1}{2}$ ; ventral  $4\frac{1}{2}$ ; upper rays of caudal  $3\frac{1}{2}$ , lower rays  $1\frac{1}{10}$ ; D. 13; A. 7; scales 29-9, 7 on caudal peduncle. Body deep, compressed, dorsal contour arched, its highest point at insertion of dorsal; caudal peduncle narrow and very deep; head small, pointed; interorbital space wide, slightly convex; eye large, a little nearer tip of snout than to posterior edge of opercle; mouth vertical; teeth in two series, the first in a single row, minute, flat, and pointed, the second in a villiform band, much smaller and narrower than the first, brownish-colored, strongly curved backward; gill opening extending above base of pectoral a distance equal to diameter of pupil; gill-rakers on first arch 19, slender, the length of longest equal to half diameter of eye; intestinal tract slender and long; peritoneum black; scales on head and body large, 1 large, round scale on interorbital space, followed by 2, a row of 11 from the latter to first dorsal ray; 3 rows on base of caudal fin; base of dorsal fin short,  $4\frac{1}{2}$  in body, first ray shortest, the others graduated to the eighth, which is longest; ninth, tenth, and eleventh shorter; twelfth and thirteenth longer; the abrupt shortening of the ninth, tenth, and eleventh rays makes a notch in the outline of fin; anal advanced, its origin under third ray of dorsal; first ray greatly enlarged and lengthened; second and third equally lengthened, but more slender, these three with their connecting membranes forming a half tube with a pointed end; other rays half the length of first; upper lobe of caudal rounded, 5 lower rays forming a very long, blunt appendage; ventrals pointed, extending almost to tip of anal; pectoral sharply rounded; color yellowish olive, marked with black; during life there were 4 narrow, longitudinal orange bands, each extending along a row of scales on body; top of head, and a median dorsal band extending to caudal, dusky; a narrow, dusky band on edge of lower jaw; 2 short, vertical bands on snout; 6 upper rows of scales edged with black or dusky; a few black spots irregularly arranged on body above ventrals; a large black spot at base of caudal, its color extending along upper edge of prolongation; a dark line extending along lower edge of caudal peduncle to end of lower caudal rays, the caudal extension with a light central portion bordered with black, the lower border wider; underpart of head and belly without dark color; dorsal fin with black dots and lines; pectorals, ventrals, and anal plain.

Considerable variation in shape of fins and in color is shown among other male examples (cotypes, males and females, No. 6146, L. S. Jr. Univ. Mus.). In some the fins are low and short, the caudal ornament represented only by a slight lengthening of the lower rays. Among individuals, apparently fully grown, there is every graduation from the undeveloped to the very long caudal extension. In every case the scales are conspicuously dark edged. In some examples black spots, crowded together, form a more or less dark line from eye to caudal, while below this line are large, irregular black blotches. Others have no black spots, and the dark caudal patch has almost disappeared.

The females have the fins low or short, and without special modifications, the posterior edge of caudal 2-shaped, the upper part rounded, the lower pointed, the scales dark edged; a narrow, indefinite, dark color band usually present along median line of sides; the dark caudal patch

rarely absent. Fully grown males are scarce, a large catch consisting mostly of females and young.

*Xiphophorus montezumae* is distinguished from the other known species of the genus by having 7 anal rays, the scales with conspicuous dark edges, a large brown caudal spot, and the caudal appendage not sword-shaped, but with its end enlarged and blunt. (Jordan & Snyder.)

Known only from Rio Verde, near Rascon, San Luis Potosi, Mexico. (Type, a male, No. 6145, L. S. Jr. Univ. Mus. Coll. J. O. Snyder.)

*Xiphophorus montezumae*, JORDAN & SNYDER, Bull. U. S. Fish Com. 1899 (1900), 131, Rio Verde, near Rascon, Mexico.

**Page 702.** The recent studies of the eyes of American blind fishes by Dr. C. H. Eigenmann have shown that the species occurring in the caves of southwestern Missouri which has usually been identified as *Typhlichthys subterraneus*, Girard, but which Dr. Eigenmann described as a new species under the name *Typhlichthys rosae* (p. 2835), has had an ancestry quite distinct from that of *Typhlichthys*. It therefore is generically distinct from *Typhlichthys*, and has been made the type of the new genus *Troglichthys* by Eigenmann.

### 322 (a). TROGLICHTHYS, Eigenmann.

*Troglichthys*, EIGENMANN, Science, N. S., Vol. IX, No. 217, p. 282, Feb. 24, 1899 (*rosae*).

Scleral cartilages present, pigment in the pigment epithelium; vitreal cavity obliterated, no hyaloid membrane; pupil closed, some of the eye muscles developed; no outer reticular layer; outer and inner nuclear layers merged into one; eye in adult not connected with the brain; pigment epithelium developed on the distal face of the eye, rarely over the sides and back; no cones; nuclear layers mere vestiges; ganglionic layer restricted to the anterior face of the eye just within the pigmented epithelium. Maximum diameter of eye about 85 $\mu$ . No ventral fins. (*Τρώγλη*, cavern; *ἰχθύς*, fish.)

The genera and species of Amblyopsidae may be determined by the following key (from Eigenmann), based largely on the character of the eyes:

- a. Vitreous body and lens normal, the eye functional; no scleral cartilages; eye permanently connected with the brain by the optic nerve; eye muscles normal; no optic fiber layer. Minimum diameter of the eye 0.700 $\mu$ . No ventral fins.
  - CHILOGASTER, 321.
- b. Eye in adult more than 1 mm. in longitudinal diameter; lens over 0.5 mm. in diameter; retina very simple, its maximum thickness 83.5 $\mu$  in the old; the outer and inner nuclear layers consisting of a single series of cells each; the ganglionic layer of isolated cells. Maximum thickness of the outer nuclear layer 5 $\mu$ , of the inner nuclear layer 8 $\mu$ .
  - CORNUTUS, 1044.
- bb. Eye in adult less than 1 mm. in longitudinal diameter; lens less than 4 mm.; outer nuclear layer composed of at least 2 layers of cells; inner nuclear layer of at least 3 layers of cells, the former at least 10 $\mu$  thick, the latter at least 18 $\mu$ .
  - c. Pigment epithelium 65 $\mu$  thick in the middle-aged, 102 $\mu$  in the old.
    - PAPILLIFERUS, 1046.
  - cc. Pigment 49 $\mu$  thick in the middle-aged, 74 $\mu$  in the old; 24 to 30 per cent thinner than in papilliferus; eye smaller.
    - AGASSIZII, 1045.

- aa. The eye a vestige, not functional; vitreous body and lens mere vestiges, the eye collapsed, the inner faces of the retina in contact. Maximum diameter of eye about 200 $\mu$ .
- d. No scleral cartilages, no pigment in the pigment epithelium; a minute vitreal cavity; hyaloid membrane with blood vessels; pupil not closed; outer nuclear, outer reticular, inner nuclear, inner reticular, ganglionic, and pigment epithelial layers differentiated; cones probably none; no eye muscles. Maximum diameter of eye 180 $\mu$ . Eye probably connected with brain throughout life. TYPHLICHTHYS, 322.
- dd. Scleral cartilages present; pigment in the pigment epithelium; vitreal cavity obliterated, no hyaloid membrane; pupil closed; some of the eye muscles developed; no outer reticular layer; outer and inner nuclear layers merged into one. Eye in adult not connected with the brain.
- e. Pigment epithelium well developed; cones well developed; ganglionic cells forming a funnel-shaped mass through the center of the eye; pigmented epithelium over the front of the eye without pigment. Maximum diameter of eye about 200 $\mu$ . Ventral fins present. AMBLYOPSIS, 323.
- ee. Pigment epithelium developed over the distal face of the eye, rarely over the sides and back; no cones; nuclear layers mere vestiges; the ganglionic layer restricted to the anterior face of the eye, just within the pigmented epithelium. Maximum diameter of the eye about 85 $\mu$ . No ventral fins. TROGLICHTHYS, 322 (a).

Page 744. To the synonymy of *Eucalia inconstans* (Kirtland), add the following:

*Gasterosteus gymnetes*, DAWSON, Canadian Naturalist, Vol. iv, No. 5, October, 1859, 321-324, figs. 1-3, Montreal, Canada. (Coll. Prof. J. W. Dawson.)

Page 789. Recent investigations made by Dr. Jordan in certain fresh-water streams and lakes of Mexico resulted in the discovery of several new species of *Atherinidæ* and new facts regarding other species:

1157. *ESLOPSARUM JORDANI* (Woolman).

Locality, Rio Verde, Aguas Calientes, Mexico.

Two specimens of *Eslopsarum jordani* were collected, together with numerous individuals of *E. arge*. *Chirostoma breve*, Steindachner, is probably identical with *E. jordani*, as already supposed by us.

An examination of a number of species of *Eslopsarum* and of *Chirostoma* shows that the number of vertebræ, in addition to the character of the scales, furnishes a distinguishing generic feature.

Species.	Vertebræ.
<i>Eslopsarum jordani</i> .....	38
<i>arge</i> .....	37
<i>Chirostoma humboldtianum</i> .....	44
<i>chapate</i> .....	45
<i>promelas</i> .....	45
<i>diazi</i> .....	44
<i>crystallinum</i> .....	44
<i>termæ</i> .....	44
<i>ocotlane</i> .....	44

*Chirostoma* contains two very marked types of species. The one represented by the typical species, *Chirostoma humboldtianum*, has the flesh firm

and opaque in life. The other (*Lethostole*), typified by *Chirostoma estor*, has the flesh thin, translucent, and very pale. There are correlated differences in the firmness of the bones and scales, but thus far we have found no tangible character on which to separate *Lethostole* as a genus from *Chirostoma*. The known species of *Lethostole* are *estor*, *album*, *chapala*, *grandocole*, *promelas*, *diazii*, *crystallinum*, *termae*, and *ocotlane*.

1157 (a). *ESLOPSARUM ARGE*, Jordan & Snyder.

Head  $4\frac{1}{2}$ ; depth  $4\frac{1}{2}$ ; depth of caudal peduncle  $2\frac{3}{4}$  in head; eye  $3\frac{3}{8}$ ; snout 3; interorbital space  $3\frac{1}{2}$ ; height of spinous dorsal  $3\frac{1}{2}$ ; soft dorsal 2; anal 2; length of pectoral  $1\frac{1}{2}$ ; ventrals  $2\frac{1}{2}$ ; caudal  $1\frac{1}{2}$ ; D. IV-8; A. 15; P. 13; scales 40-11, 5 between the dorsals. Body rather thickset, its deepest part just anterior to base of ventrals; width of body equal to distance from posterior edge of orbit to tip of snout; eye nearer to tip of snout than to posterior edge of opercle by a distance equal to diameter of pupil; interorbital space convex; width of preorbital area equal to diameter of pupil; tip of lower jaw projecting beyond that of upper; mouth large, oblique; lips not much thickened posteriorly, the lower not distinctly folded over the upper at their angle; maxillary extending posteriorly to a perpendicular passing through anterior edge of orbit, its distal end below the level of eye; teeth large, sharp, projecting backwards, in 2 definite rows on each jaw, none on vomer or palatines; gill-rakers on first arch 14, long and slender; air-bladder extending posteriorly to a point a little past insertion of anal; peritoneum black; vertebrae 37. Lateral line represented on the fifth row of scales below the dorsal by a series of partly developed pores; scales large, entire, covering head and body except snout, lower jaw, preorbital area, and a small space around base of pectoral; small scales extending for a short distance on interradial membranes of caudal; first 3 dorsal spines of about the same height, the fourth shorter; first dorsal ray longest, the others gradually shorter; edge of fin straight; anal inserted on a perpendicular, passing halfway between dorsals, its first ray longest; edge of fin slightly concave; caudal notched, the tips and notch rounded, extending to bases of ventrals; ventrals falling short of vent a distance equal to diameter of orbit. Color in life, translucent; a silvery lateral band with its upper edge dark, extending from upper part of base of pectoral to base of caudal, the band less distinct in the region of the pectoral fin; scales of back edged with fine, dark specks; snout, lower jaw, top of head, and upper part of eye dusky; dorsal and caudal fins with a little dusky coloring.

Specimens of *E. arge* were caught in the same seine-haul with *E. jordani*. The former species differs from the latter in having a thicker body, a longer snout, a larger and less oblique mouth, a larger eye, and a wider color band.

In the drawing accompanying the original description of *Eslopsarum jordani* the mouth is wrongly represented. Of the specimens examined, including some of the types, the mouth is much like that of *Chirostoma humboldtianum*. The cleft is not straight in outline. The lower lip folds over the upper at their union. (Jordan & Snyder.) (*orge*, silvery.)

Known only from the Rio Verde, near Aguas Calientes, Mexico. (Type, No. 6154, L. S. Jr. Univ. Mus. Coll. J. O. Snyder.)

*Esiopsarum arge*, JORDAN & SNYDER, Bull. U. S. Fish Com. 1899 (1900), 133, Rio Verde, near Aguas Calientes, Mexico.

1157 (b). *CHIROSTOMA CHAPALE*. Jordan & Snyder.

Head 4; depth  $5\frac{1}{2}$ ; depth of caudal peduncle 3 in head; eye  $3\frac{2}{3}$ ; snout  $3\frac{1}{3}$ ; interorbital space 4; height of spinous dorsal 3; soft dorsal  $1\frac{2}{3}$ ; anal  $1\frac{2}{3}$ ; length of pectoral  $1\frac{1}{2}$ ; ventrals  $2\frac{1}{3}$ ; caudal  $\frac{9}{10}$ ; D. IV-10; A. 20; pectoral 14; scales 47-13, 6 between dorsals. Body slender, compressed, its deepest part below first dorsal; eye large, nearer tip of snout than to posterior edge of opercle by a distance equal to  $1\frac{1}{2}$  times the diameter of pupil; interorbital space convex, its width about equal to diameter of pupil or to preorbital area; symphysis of lower jaw projecting a little beyond tip of upper, the lips meeting; mouth oblique, lips thickened posteriorly, the lower folding over the upper at their union; angle of mouth on a level with center of pupil; maxillary nearly vertical, its distal end in advance of a vertical from anterior edge of orbit, a distance equal to  $\frac{2}{3}$  the diameter of pupil. Teeth minute, in bands, not arranged in definite rows; no teeth on vomer or palatines; gill-rakers on first arch 30, very slender, the length of longest equal to diameter of orbit; peritoneum black; air-bladder very large, extending posteriorly to a point above middle of anal fin; vertebrae 45. A well-defined lateral line extending along the body on the eighth row of scales below the first dorsal. Scales large, crenate, not notably reduced in size nor closely crowded together on any part of the body; those on post-occipital region and anterior to pectorals small; scales extending on basal  $\frac{2}{3}$  of inter-radial membranes of caudal; lower jaw, snout, and preorbital space naked; first 2 spines of dorsal highest, the following 2 a little shorter; first ray of second dorsal highest, others gradually shorter; anal inserted a little anterior to a perpendicular passing halfway between the origins of dorsals, first ray longest, others successively shorter; when the fin is elevated, its edge is concave; caudal deeply forked, the tips pointed; pectoral notably pointed, extending past base of ventral a distance equal to diameter of orbit; ventrals extending to vent. Color in life, translucent; a silvery lateral band 1 scale wide, bright, and distinct posteriorly, becoming indistinct anteriorly; upper edge of lateral band with dusky; scales on dorsal part of body edged with dark dots; upper and lower jaws with dark dots; upper part of eye black, the dark, pigmented arachnoid showing through the thin skull. (Jordan & Snyder.)

*C. chapale* is closely related to *C. grandocule*, Steindachner. It differs in having a smaller eye and larger scales. The former has 44 to 51 scales in the lateral series, and 12 to 14 in a transverse series, while *C. grandocule* has 60 to 62 scales in the lateral series and 15 or 16 in a transverse series.

Known only from Laguna de Chapala, near Ocotlan, Jalisco, Mexico. (Type, No. 6165, L. S. Jr. Univ. Mus. Coll. J. O. Snyder.)

*Chirostoma chapale*, JORDAN & SNYDER, Bull. U. S. Fish Com. 1899 (1900), 135, Laguna de Chapala, Mexico.

1157 (c). *CHIROSTOMA PROMELAS*. Jordan & Snyder.

Head  $3\frac{3}{4}$ ; depth  $4\frac{3}{4}$ ; depth of caudal peduncle  $3\frac{1}{4}$  in head; eye  $5\frac{3}{4}$ ; snout  $2\frac{1}{2}$ ; interorbital space  $4\frac{1}{2}$ ; height of spinous dorsal  $3\frac{3}{4}$ ; soft dorsal  $2\frac{3}{4}$ ; anal 2; length of pectoral  $1\frac{3}{4}$ ; ventral  $2\frac{1}{2}$ ; caudal  $1\frac{1}{2}$ ; D. IV-11; A. 19; pectoral 15; scales 53-16, 9 between dorsals. Head slender, triangular; eye small, nearer tip of snout than to edge of opercle by a distance equal to half diameter of pupil; width of preorbital area somewhat greater than diameter of pupil; interorbital space slightly convex; snout pointed; upper jaw projecting a little beyond the lower; cleft of mouth almost horizontal; lips enlarged posteriorly, the lower lip folding over the upper at their junction; angle of mouth on a level with lower part of pupil; maxillary almost vertical in position, its distal end not extending backward as far as anterior edge of orbit; teeth large, curved inward, not arranged in definite rows; none on vomer or palatines; vertebrae 45. A tolerably well-defined lateral line extending along the body about 8 scales below the first dorsal, the pores absent on some of the scales; scales crenate, largest along lateral color band; a post-occipital patch of minute, closely-crowded scales extending backward nearly to a line connecting bases of pectorals; a narrow band of similar scales just posterior to gill-openings, and on base of caudal, the latter extending on inter-radial membranes half their length; scales between dorsals not abruptly smaller than those near by, nor crowded closely together; head with scales except on snout, preorbital region, and on lower jaw: first 3 spines of dorsal nearly equal in length, the fourth a little shorter; first dorsal ray longest, the others gradually shorter; anal inserted on a perpendicular passing midway between dorsals, first ray longest, others successively shorter; edge of fin slightly concave; pectoral pointed; extending beyond base of ventrals a distance equal to diameter of pupil; ventrals not quite reaching vent. Color in alcohol, yellowish olive; a distinct silvery lateral band, the light color of which is underlaid with dark pigment, extending from upper part of base of pectoral to caudal, wider and brighter in color between dorsal and anal, growing narrower on caudal peduncle, widening at its end; scales of upper part of body with dusky coloring on their edges; dorsals, pectoral, and caudal with dark color; eye dusky above, a dark band on interorbital space; snout and jaws black.

*Chirostoma promelas* is distinguishable from other known species of the genus by the projecting upper jaw and the black snout.

One specimen other than the type was obtained. In it the projection of the upper jaw is more pronounced than in the type. The gill-rakers and abdominal viscera had been removed from both. (Jordan & Snyder.)

Known only from Guadalajara, Jalisco, Mexico, where 2 specimens were obtained in the market. (Type, No. 6156, L. S. Jr. Univ. Mus. Coll. J. O. Snyder.) ( $\pi\rho\acute{o}$ , before:  $\mu\epsilon\lambda\acute{\alpha}\zeta$ , black.)

*Chirostoma promelas*. JORDAN & SNYDER, Bull. U. S. Fish Com. 1899 (1900), 136, Guadalajara, Mexico.

## 1157 (d). CHIROSTOMA DIAZI. Jordan &amp; Snyder.

Head  $3\frac{1}{3}$ ; depth 5; depth of caudal peduncle  $3\frac{1}{2}$  in head; eye  $5\frac{1}{3}$ ; snout  $2\frac{1}{2}$ ; interorbital space  $4\frac{1}{2}$ ; height of spinous dorsal  $4\frac{2}{3}$ ; soft dorsal  $2\frac{2}{3}$ ; anal  $2\frac{2}{3}$ ; length of pectoral  $1\frac{2}{3}$ ; ventral 3; caudal  $1\frac{2}{3}$ ; D. V-11; A. 20; P. 15; scales 69-20, 22 between dorsals. Body long, deeper and more compressed than that of *C. humboldtianum*; head large, its dorsal contour straight from tip of snout to occiput; viewed from above, the head is much compressed, the upper jaw is sharply pointed and included by the lower; interorbital space slightly convex; eye nearer tip of snout than to edge of opercle by a distance equal to diameter of pupil; preorbital area a little wider than diameter of orbit; mouth oblique, its cleft extending to a horizontal from lower edge of orbit; lips thickened posteriorly, the lower forming a fold across the upper at angle of mouth; lower jaw projecting, the teeth just passing the edge of the upper; maxillary extending to a vertical from anterior edge of orbit, its distal end angular; teeth large anteriorly, growing gradually smaller posteriorly, canine-like, sharp, projecting backward, not arranged in definite rows, none on vomer or palatines; vertebrae 44. Scales crenate, larger in region of lateral color band, growing smaller dorsally and ventrally, abruptly smaller and closely crowded together in a region anterior to the pectoral fin, extending from the isthmus to the occiput, also between the dorsal fins and along bases of dorsals, anal and caudal; inter-radial membranes of the latter with scales extending  $\frac{2}{3}$  its length; head with scales except on jaws, upper part of snout, and on preorbital area; two anterior spines of dorsal longest, others a little shorter; first dorsal ray longest, others gradually shorter; anal similar to soft dorsal in shape, except that its base is much longer; insertion of anal on a perpendicular passing halfway between dorsals; caudal deeply forked, the lobes pointed; pectoral sharp, extending past base of ventrals a distance equal to diameter of orbit; edge of pectoral, when extended, straight. Body, during life, translucent; in alcohol, greenish olive; a silvery lateral band, in which the silver is not overlaid with black pigment, extending from axil to base of caudal; dorsal scales narrowly edged with dusky; upper part of eye dark. Jalisco, Mexico.

Our specimens are all from the market at Guadalajara. The gill-arches and viscera had been removed. The flesh is somewhat shrunken, which probably causes the teeth to appear more prominent than in life.

*Chirostoma diazi* may be easily distinguished from the other known species of the genus by the small scales crowded closely together between the dorsal fins. (Jordan & Snyder.)

Known only from the market at Guadalajara, Jalisco, Mexico. (Type, No. 6157, L. S. Jr. Univ. Mus. Coll. J. O. Snyder.)

(Named for Porfirio Diaz, the honored President of the Republic of Mexico, in recognition of his interest in the progress of science.)

*Chirostoma diazi*, JORDAN & SNYDER, Bull. U. S. Fish Com. 1899 (1900), 137, Guadalajara, Mexico.

1157 (c). *CHIROSTOMA CRYSTALLINUM*. Jordan & Snyder.

Head  $3\frac{1}{4}$ ; depth  $4\frac{1}{4}$ ; depth of caudal peduncle  $3\frac{1}{2}$  in head; eye  $5\frac{1}{4}$ ; snout  $2\frac{1}{4}$ ; interorbital space  $4\frac{1}{4}$ ; height of spinous dorsal  $4\frac{1}{4}$ ; soft dorsal  $2\frac{1}{4}$ ; anal  $2\frac{1}{4}$ ; length of pectoral  $1\frac{1}{2}$ ; ventral  $2\frac{1}{4}$ ; caudal  $1\frac{1}{4}$ ; D. V-13; A. 24; P. 15; scales 50-18, 10 between dorsals. Body deepest above ventrals, widest at insertion of pectorals: head long and pointed, its upper contour straight; snout, viewed from above, sharply pointed, the lower jaw projecting beyond upper a distance equal to not more than half diameter of orbit; eye nearer tip of snout than to posterior edge of opercle a distance equal to diameter of pupil; mouth oblique, the cleft extending downward to a level with lower edge of pupil; lips thickened posteriorly, the lower folding over the upper at angle of mouth: teeth minute, in wide patches, not arranged in definite rows, on upper and lower jaws; no teeth on vomer or palatines; gill-rakers on first arch, slender, the length of longest equal to diameter of pupil; vertebrae 44. An indefinite lateral line extending along the body about 9 scales below first dorsal, the pores absent on many of the scales; scales crenate, largest along color-band, growing smaller above and below, much smaller and closely crowded on the body anterior to the pectoral fin, from the isthmus to the occiput; a few small scales at upper end of opercle, along bases of fins, and on the inter-radial membranes of caudal for half its length; scales between dorsals large and not crowded together; lower jaw and upper part of snout naked; first 3 spines of dorsal about the same length, reaching, when depressed, to  $\frac{1}{3}$  their length of insertion of soft dorsal; first dorsal ray longest, others gradually shorter; anal inserted on a perpendicular passing through a point half way between origins of dorsals, base much longer than that of dorsal; first dorsal ray longest, others gradually shorter to middle of fin, all remaining rays of about the same height; caudal deeply forked, the tips rounded; pectoral pointed, extending a little past base of ventrals; tips of ventrals extending to vent. Body, during life, translucent, with a slightly bluish tinge; in alcohol, yellowish; upper scales with dusky edges; top of head dusky; upper part of eye dark; fins, except ventrals and anal, with a little dusky color; a silvery color band extending from upper part of pectoral base to caudal, narrower on caudal, widening at base of caudal.

*C. crystallinum* closely resembles *C. ocotlane* in general appearance. The much shorter lower jaw and the smaller eye of *C. crystallinum* are at once distinguishing characters. Guadalajara and Laguna de Chapala, Mexico. (Jordan & Snyder.)

Two specimens from the Guadalajara market are shrunken so that the orbit is larger, and the teeth more evident than in those taken at Ocotlan.

Known from Laguna de Chapala, near Ocotlan, Jalisco, Mexico, and the market at Guadalajara. (Type, No. 6158, L. S. Jr. Univ. Mus. Coll. J. O. Snyder.)

*Chirostoma crystallinum*, JORDAN & SNYDER. Bull. U. S. Fish Com. 1899 (1900), 139, Laguna de Chapala, Mexico.



1157 (f). *CHIROSTOMA LERME*, Jordan & Snyder.

Head  $3\frac{1}{2}$ ; depth  $5\frac{1}{2}$ ; depth of caudal peduncle  $3\frac{2}{3}$  in head; eye  $5\frac{1}{2}$ ; snout  $2\frac{2}{3}$ ; interorbital space  $5\frac{1}{2}$ ; height of spinous dorsal  $4\frac{1}{2}$ ; soft dorsal  $2\frac{1}{2}$ ; anal  $2\frac{1}{2}$ ; length of pectoral  $1\frac{2}{3}$ ; ventrals 3; caudal  $1\frac{2}{3}$ ; D. IV-11; A. 20; scales 58-20, 11 between dorsals. Body slender, deepest part in region of ventrals; caudal peduncle narrow; snout long and pointed; lower jaw slightly projecting, but not enough to include the upper; eye large, nearer tip of snout than to posterior edge of opercle, a distance equal to diameter of orbit, or to width of preorbital space; cleft of mouth extending to a horizontal through lower edge of orbit; lower lip folded over the upper at their union; maxillary extending posteriorly almost to a perpendicular from anterior edge of orbit, its distal end angular; teeth large and strong, curved backward and inward, arranged in 2 definite rows, those of the inner row of the upper jaw and of the outer row of the lower jaw larger, none on vomer or palatines; vertebrae 44. An indefinite lateral line extending along body about 10 scales below first dorsal, the pores absent on many of the scales; scales crenate, largest along the lateral color-band, much smaller between occiput and first dorsal, those immediately posterior to occiput, minute and very closely crowded; a narrow edging of similar scales along the gill-openings, extending ventrally to the isthmus; scales between dorsals not much reduced in size or crowded together; basal half of inter-radial membranes of caudal with scales; first 2 spines of dorsal longest, third shorter, fourth about  $\frac{2}{3}$  as long as the first; first dorsal ray longest, others gradually shorter, edge of fin straight; insertion of anal on a perpendicular passing through a point half way between origins of dorsals, first ray longest, others successively shorter, last ray one-third the length of first; caudal deeply forked, its tips rather pointed; pectoral pointed, extending beyond origin of ventrals a distance equal to diameter of pupil; ventrals reaching vent. Color in alcohol, light olive, a silvery lateral band equal to a scale in width extending from upper part of base of pectoral to base of caudal; edges of upper scales dusky; a little dark color on dorsals, caudal, and pectoral; upper and lower jaws and top of head with minute dark dots; upper part of eye dark.

*C. lermæ* closely resembles *C. crystallinum*. It differs markedly in having large teeth, which are arranged in two rows, a shorter lower jaw and a larger eye. Jalisco, Mexico. (Jordan & Snyder.)

Our specimens of *C. lermæ* are all from the market of Guadalajara. The gill-arches and viscera had been removed and the bodies were somewhat shrunken. The specimens are said to have come from Laguna de Chapala, Jalisco, Mexico. (Type, No. 6159, L. S. Jr. Univ. Mus. Coll. J. O. Snyder.)

*Chirostoma lermæ*, JORDAN & SNYDER, Bull. U. S. Fish Com. 1899 (1900), 140, Guadalajara, Mexico.

1157 (g). *CHIROSTOMA OCOTLANE*, Jordan & Snyder.

Head  $3\frac{1}{2}$ ; depth  $4\frac{1}{2}$ ; depth of caudal peduncle  $3\frac{1}{2}$  in head; eye  $4\frac{1}{2}$ ; snout  $2\frac{2}{3}$ ; interorbital space 5; height of spinous dorsal  $3\frac{1}{2}$ ; soft dorsal  $2\frac{1}{2}$ ; anal 2; length of pectoral  $1\frac{2}{3}$ ; ventral  $2\frac{1}{2}$ ; caudal  $1\frac{1}{2}$ ; D. V-12; A. 20; scales 54-19, 11 between dorsals. Body long, rather slender, deepest above

ventrals; head long, pointed, its dorsal contour straight from tip of snout to a point a little posterior to the eye, where it curves upward; interorbital space flat; eye high up, nearer tip of snout than edge of opercle by a distance about equal to diameter of pupil; width of pre-orbital space equal to diameter of pupil; mouth oblique, the cleft extending downward to a point opposite lower edge of pupil; lips growing more fleshy posteriorly, the lower forming a fold across the upper at their junction; distal end of maxillary angular, extending almost to a vertical from anterior edge of orbit; lower jaw very long, projecting beyond upper a distance equal to diameter of pupil; viewed from above, both jaws are a little more pointed than are those of *C. estor* or of *C. humboldtianum*. Teeth on jaws in bands, minute, projecting backward; no teeth on vomer or palatines; gill-rakers slender, close together, length of longest equal to diameter of pupil; vertebrae 44. A rather indefinite lateral line extending along body, 10 scales below the first dorsal, the pores absent on many of the scales; scales erenate, growing smaller dorsally, larger ventrally, those on posterior part of oeciput, on nape, on region anterior to pectorals—above and below, and on base of caudal, very small and crowded together, those in the region of dorsals not reduced in size or crowded except at insertion of fins, where there are 4 very small ones; cheek with 5 rows; lower jaw and upper part of snout naked; basal half of inter-radial membranes of caudal with minute scales; first 3 spines of dorsal highest, extending when depressed within half their length of origin of soft dorsal; first dorsal ray preceded by a shorter, simple, closely attached one; other rays successively shorter than first; edge of fin slightly concave; anal similar to soft dorsal in shape, its basis  $1\frac{2}{3}$  times as long as that of soft dorsal; attachment of first ray under a point half way between insertions of dorsals; caudal deeply forked, the lobes equal; pectoral pointed when depressed, upper rays longest, extending to a vertical half way between insertions of first dorsal and ventrals. Body, during life, almost translucent, with a bluish tinge of color; in alcohol, the color is a light olive yellow; a silvery lateral band extending from axil to base of caudal, the band wider and brighter in color between dorsal and anal, growing narrow on caudal peduncle and then widening again at its posterior end. Head and body above, and the lower jaw, dusky; upper part of eye dark; edge of scales above lateral band with small black dots; caudal somewhat dusky on its basal third; other fins with little or no dark color.

*Chirostoma ocollane* is easily distinguished from all other known species of the genus by its excessively long lower jaw. Except the jaw and somewhat larger eye it resembles *C. estor* in general appearance. Laguna de Chapala, Mexico. (Jordan & Snyder.)

Known only from Laguna de Chapala, near Ocotlan, Mexico. (Type, No. 6160, L. S. Jr. Univ. Mus. Coll. J. O. Snyder.)

*Chirostoma ocollane*, JORDAN & SNYDER, Bull. U. S. Fish Com. 1899 (1900), 141, Laguna de Chapala, near Ocotlan, Mexico.

1154. *CHIROSTOMA ESTOR*, Jordan.

We have examined the type specimen of *Chirostoma estor*. The scales are small and closely crowded on the region anterior to the pectoral from the occiput to the isthmus; they are not much reduced in size nor closely crowded together between the dorsals. The teeth on the jaws are large and numerous, not arranged in definite rows; there are 3 vomerine teeth almost as large as those on the jaws.

Some exact measurements of the type, expressed in hundredths of the length of the body, are here given:

Length of body in millimeters 212; depth of caudal peduncle  $7\frac{1}{2}$ ; length of head  $31\frac{1}{2}$ ; distance from snout to occiput 23; tip of lower jaw to occiput 24; width of interorbital space 7; length of snout 12; diameter of orbit  $5\frac{2}{3}$ ; distance from snout to spinous dorsal  $56\frac{1}{2}$ ; insertion of spinous to soft dorsal  $12\frac{1}{2}$ ; height of longest dorsal spines 7; of longest dorsal rays 11; distance from snout to anal  $62\frac{1}{2}$ ; height of longest anal rays 12; distance from anal to caudal 22; length of caudal fin  $18\frac{1}{2}$ ; of pectoral fin 17; distance from snout to ventral  $45\frac{1}{2}$ ; length of ventral fin  $10\frac{1}{2}$ ; D. V-12; A. 18; P. 14; scales 72-19, 9 between dorsals.

1154 (a). *CHIROSTOMA ALBUM* (Steindachner).

The type of *Chirostoma estor* agrees externally almost perfectly with Steindachner's account of *Chirostoma album* from Lake Pátzcuaro, a species which he later places in the synonymy of *C. estor*. But the type localities are widely separated, and Steindachner found no trace of the large vomerine teeth so conspicuous in *C. estor*. We therefore regard *C. album* as probably a valid species, not identical with *C. estor*.

Page 821. After *Joturus pichardi*, Poey, add:

368 (a). *NEOMUGIL*, Vaillant.

*Neomugil*, VAILLANT, Bull. Soc. Philom., iv, 1893-1894 (June, 1894), 72 (*digueti*).

General aspect of *Mugil*. Mouth widely cleft, maxillary extending beyond anterior edge of orbit. Fine teeth in many series in each jaw, those of outer series on intermaxillary most developed, all conical, simple, small, but distinct; villiform teeth on vomer and palatines. Stomach siphonal, walls membranous, very thin in pyloric region, hence not gizzard-like; a large pyloric cœca and a second smaller one; pseudobranchie distinct.

This genus resembles *Joturus*, which has the teeth flattened and serrated, with only 1 series on the intermaxillary. The maxillary in *Joturus* extends not so far back. (Vaillant.) (*véos*, new; *Mugil*.)

1198 (a). *NEOMUGIL DIGUETI*, Vaillant.

Head 3; depth 4; eye 6; interorbital 2.75. B. 6; D. IV-I, 8; A. I, 9; V. I, 5; scales 3-43-11; caudal fin 4. Maxillary reaching pupil; mouth deeply cleft; upper jaw the longer; no adipose eyelid. Origin of first dorsal at middle of body, the first spine 2 in depth of body; origin of anal

a little in front of second dorsal. Whole head, except preocular region, scaled like the body, the scales ctenoid.

Known from 20 examples from 99 to 194 mm. long, from Lower California, south of La Paz.

(Named for the collector of the type, M. Léon Diguët.)

*Ncomugil digueti*, VAILLANT, Bull. Soc. Philom., IV, 1883-1894 (June, 1894), 73, torrent in the Sierra de las Cacachilas de Santa Cruz, Lower California.

Page 903. In the description of *Seriola lalandi* for "A. I, 27" read "A. I, 21."

Page 962. *Centrolophida* can not be maintained as a distinct family. It belongs with the *Stromateida*.

Page 1038. After *Hadropterus scierus serrula*, insert:

**HADROPTERUS MAXINKUCKIENSIS, Evermann**

Head 3.75; depth 6; eye 4; snout 4.2; maxillary 3.25; mandible 2.75; interorbital 6; pectoral 1.25; ventral 1.3; D. XIV, 13; A. II, 8; scales 7-61-10.

Body rather long, slender, and subterete; caudal peduncle somewhat compressed, its least width one-half its least depth; head rather long, snout pointed; mouth moderately large, oblique, maxillary reaching past anterior part of eye, lower jaw included; eye rather large, slightly above axis of body; interorbital moderately wide, nearly flat; gill-membranes free from each other and from the isthmus; opercle with a rather long flap and stout spines; premaxillaries not protractile; fins rather large; distance from origin of spinous dorsal to tip of snout slightly greater than base of spinous dorsal or nearly twice base of soft dorsal; longest dorsal spine 2.25 in head; soft dorsal higher than spinous portion, 2 in head, the free edge gently curved; origin of anal under that of soft dorsal, its base 2.1 in head; caudal rounded or slightly emarginate.

Scales firm and strongly ctenoid, lateral line complete and straight, beginning over opercular spine; top of head and an oblong area on nape naked; space in front of spinous dorsal with small embedded scales; opercle with about 7 rows of scales; cheek with a few small embedded scales, breast naked, except 2 or 3 partially embedded scales on median line; one large scale between ventrals; belly naked anteriorly, but with about 10 enlarged, stellate scales posteriorly; space between ventrals broad, equal to width of base of ventral; preopercle smooth.

Color essentially the same as in *H. scierus*; mottled and vermiculated with light and dark brown or blackish, the middle line of back with about 9 large, roundish, dark, confluent areas, each surrounded by a wavy, whitish line; middle of side with about 7 large, confluent dark spots, the anterior 2 largest and longest, the third small, the fourth large, and the remaining 3 progressively smaller; under parts yellowish white; top of head dark; a narrow whitish line around upper posterior part of orbit; a broad black line downward from eye; upper part of preopercle and nearly whole opercle dark, each dusted on lower part; cheek dusted with fine, dark specks; an irregular pale area at anterior end of lateral

line; spinous dorsal ashy, the first 3 spines black on the middle portion, the other spines dark, but not so distinctly so; tips of last few spines dark; soft dorsal light brownish or grayish, crossed near the base by a series of dark spots and above by 2 series of whitish spots; caudal spotted with white and brown; anal white, dusted with brownish; ventrals whitish, with fine, dark dustings; pectoral whitish, yellowish at base, followed by alternating series of dusky and whitish spots.

This species is related to *H. scierus*, from which it differs chiefly in having the dorsal fins united, in having the maxillary reaching beyond front of orbit, in the larger scales, the free gill-membranes, and in the smooth preopercle.

Only the type known, an example, 3.5 inches long, taken in Aubeenaubee Creek, the eastern inlet of Lake Maxinkuckee, Indiana, about  $\frac{1}{2}$  mile from the lake, August 4, 1899. Type No. 49378, U. S. N. M. Coll. Evermann & Scovell.

*Hadropterus maxinkuckiensis*, EVERMANN, Rept. U. S. Fish Com. 1899 (1900), 366, with plate, Aubeenaubee Creek, Lake Maxinkuckee, Indiana.

Page 1084. Before *Etheostoma jessia*, insert:

ETHEOSTOMA AUBEENAUBEI, Evermann.

Head 3.6; depth 5.5; eye 4.5; snout 4.5; maxillary 3; interorbital 5; D. X-10; A. II, 7; scales 4-55 to 58-7, 8 to 24 pores.

Body rather elongate, not much compressed except posteriorly; head rather short; snout short, somewhat decurved; mouth moderate, slightly oblique, lower jaw included, maxillary reaching front of eye; eye small, above axis of body; premaxillaries not protractile; gill-membranes free from the isthmus and each other. Fins not large, the dorsals usually distinctly, but narrowly separated, sometimes scarcely separate; origin of spinous dorsal one-third distance from tip of snout to base of caudal; outline of spinous dorsal gently rounded, the longest spine about 3 in head; longest dorsal ray about 2; first anal spine longer, and slightly stronger than second, 3 to 3.5 in head; longest anal ray about 2; pectoral short, about 1.3 in head; ventrals close together, about 2 in head; caudal rounded, 1.5 in head. Scales rather small, rough-ctenoid; lateral line incomplete, usually developed on only 8 to 24 scales at anterior end; cheek usually naked or with a few small, more or less embedded scales; opercle usually about half scaled, sometimes with but few scales; breast always naked; belly with ordinary scales; nape usually densely and regularly scaled, some scales sometimes embedded; preopercle entire; opercular flap moderate, broad; opercular spine rather small; no humeral spot or process.

Color in alcohol, greenish brown above; side with about 12 or 13 vertical, dark blotches, separated by pale orange red areas of similar size; another series of similar but smaller orange blotches along lower part of side anterior to anal fin; under parts whitish; caudal peduncle grayish; head dark above; opercle and cheek dark, with greenish shade; a dark line downward from eye; snout grayish; spinous dorsal with a narrow dark border, below which is a broad orange band, then a broad but irregu-

lar dark band along base of fin; soft dorsal and caudal barred with white and grayish, the latter in spots on the rays; anal and ventrals without markings; pectoral somewhat dusky.

This species is close to *E. iowa*, from which it seems to differ in the almost naked cheek, the less complete scaling of the opercles, the somewhat longer maxillary, more oblique mouth, closer approximation of the dorsal fins, and the coloration. Lake Maxinkuckee, Indiana.

Many examples, each about 2 inches long, taken in Aubeenaabee Creek, the east inlet of Lake Maxinkuckee, August 4, and on other days in August and September, 1899. *E. iowa* is a common species in the lake, but does not occur in the inlet, nor were we able to find any specimens of *E. aubeenaubei* anywhere except in this small creek. Type No. 49379, U.S.N.M. Coll. Evermann & Scovell.

*Etheostoma aubeenaubei*. EVERMANN, Rept. U. S. Fish Com. 1899 (1900), 367, with plate. Aubeenaabee Creek, Lake Maxinkuckee, Indiana.

**Page 1212.** Before *Prionodes fasciatus*, Jenyns, insert:

**1597 (a). PRIONODES BALDWINI.** Evermann & Marsh.

Head 2.5; depth 3.2; eye 4; snout 4.6; maxillary 2.4; mandible 2; interorbital 7; D. X, 12; A. III, 7; pectoral 1.4; ventral 1.3; caudal 1.7; scales 4-42-12.

Body elongate, moderately compressed, not elevated, covered with ctenoid scales; dorsal and ventral outlines alike; head moderate, pointed, naked above and below; eye large, greater than length of snout, high in position; mouth terminal, slightly oblique, the maxillary reaching middle of eye or somewhat beyond; gill-rakers short, 6 developed on lower limb; teeth small, conical, and sharp, on vomer and palatines and in several series in each jaw, with weak canines in front and a few canine-like teeth on middle of side of lower jaw; cheek with about 7 rows of scales; preopercle finely serrate; opercle ending in 3 sharp, flat spines, the middle one largest, a membranous pointed flap projecting beyond; fins all naked, the dorsal continuous, with a slight emargination, the spines slender and pungent, the first 4 or 5 graduated, the rest subequal, 3.2 in head, lower than the soft rays which are contained about 2.5 in head; anal fin short, the second spine longest and strongest, 3 in head, the soft part high, the fifth or sixth ray longest, reaching almost to front of anal, 2 in head; ventral with second ray produced, reaching vent; caudal truncate, or with middle rays very slightly shorter, making the margin slightly concave.

Color in life: Dorsal half of head and trunk and all of caudal peduncle scarlet, ventral portion pale blue, almost white; a yellow longitudinal band nearly as wide as pupil from preopercular margin straight across opercle and along body to lateral line under last dorsal rays; 4 quadrate or oblong black blotches just under this band, the first about under middle of spinous dorsal, second under last spines, third under first rays, fourth under last rays; from each of the first three of these blotches a square, well-defined yellow shade extends downward to belly or base of anal, a similar one from base of pectoral to ventral; 4 smaller black blotches at base of caudal, two others, somewhat larger than the last, just in front of

them on caudal peduncle; a row of 9 round black spots on each side at base of dorsal fin, the first one smallest, opposite membrane of first spine, the other 8 separated somewhat obscurely into pairs, the first pair under middle spines, second under last spines, third under first rays, fourth under last rays; 2 or 3 very small black dots on upper edge of caudal peduncle; 2 or 3 more in front of dorsal on median line, each accompanied by a similar one on either side; in some specimens a few scattering ones on top of head behind eyes, sometimes regularly arranged; a few dark-brown spots behind eye; various dark markings on side of head, without very definite pattern, but usually 2 oblique stripes on cheek, a heavy black blotch on interopercle and 2 on the ramus of the mandible, which, with their fellows of the other side, make distinct crossbars on lower side of head usually extending across maxillary; chin and lower part of opercle with dark spots; lateral line white, with a few broken spots, comparatively faint, just below it; iris red, with an inner ring of white surrounding the pupil; spinous dorsal pale, the edge of the membrane black, this color bordered below with faint yellow; soft dorsal pale, spotted throughout with light orange, with a marginal band of the same, outside of which is a very narrow pale-blue edge; ventral very pale blue, the produced ray somewhat yellow; anal pale blue with some light orange on last rays; pectoral and caudal uniform pale reddish, unmarked.

In spirits all the red and yellow markings disappear, the dark persists, and additional markings are brought out as follows: Along the anterior and upper part of trunk and crossing the lateral line are dark-brown vertical bars, diffuse and running together, or separated and broken into round or quadrate blotches; in the middle part of the course of the yellow longitudinal band appears a row of very small black points; spots on soft dorsal dusky; dark mottlings on caudal; upper and lower base of pectoral, and sometimes axil, dusky.

Puerto Rico. A beautiful and strongly marked species; 2 specimens dredged and 33 others, ranging in size from 0.55 to 2 inches, caught in the tangle, off Culebra and Vieques islands, from coral bottom, in depths of 15 and 16 fathoms; the type, 2 inches long, taken in the tangle at *Fish Hawk* Station 6093, off Culebra Island, 5.25 miles southwest of Culebritas light-house, February 8, 1899, in 15 fathoms, by the U. S. Fish Commission expedition to Puerto Rico. ("Named for Mr. Albertus H. Baldwin, the artist of the U. S. Fish Commission expedition to Puerto Rico, in recognition of his excellent drawings and paintings of American fishes.")

*Prionodes baldwini*, EVERMANN & MARSH, Report U. S. Fish Com. 1899 (December 19, 1899), 353, off Culebra Island, P. R. (Type, No. 49361, U.S.N.M. Coll. Evermann & Marsh.)

Page 1229. After *Gramma loreto*, Poey, insert:

518 (a). RHEGMA, Gilbert, new genus.

*Rhegma*, GILBERT, new genus of Serranidae (*thaumasium*).

Allied, but not closely, to *Rypticus*, *Grammistes* and *Gramma*, having the large, ctenoid scales and interrupted lateral line of *Gramma* and the peculiar physiognomy, attachment of gill-membranes, and fin structure of the *Rypticinae*.

Scales of moderate size, thin, not embedded, minutely ciliated; lateral lines 2, the upper near base of dorsal, ceasing under origin of posterior fifth of soft dorsal, the lower line beginning slightly in front of the end of the upper line, running along middle of caudal peduncle; the tubes very short, borne on much smaller intercalated scales, and not forming a continuous line; head largely scaled, the snout and jaws naked; gill-membranes united anteriorly, forming a narrow free fold across the isthmus; branchiostegals 7; pseudobranchiae well developed; a wide slit behind last gill-arch; gill-rakers short, broadly triangular, strongly toothed. Upper margin of opercle, above its angle, wholly attached by membrane to the shoulder girdle, as in the *Rypticina*. Mouth large, protractile, the lower jaw protruding, the maxillary broadly exposed, with a narrow supplemental bone along its upper edge. Teeth all villiform, in broad bands on jaws, vomer and palatines, the inner teeth on jaws slightly longer than the others and depressible. Tongue smooth. Large mucous pores on under side of mandible, and slit-like pores present on edge of preorbital and around front of eye. Anterior nostril near edge of preorbital, provided with a short tube; posterior nostril without tube or raised rim, immediately in front of eye; a short free triangular flap on upper edge of each orbit. Upper portion of preopercle with a single strong plectroid spine, directed backward and downward; bones of the head otherwise unarmcd, the preorbital and preopercle with entire edges, the opercle without spines or ridges. Ventrals small and anterior in position, as in the *Rypticina*, consisting each of one strong spine, and five branched rays, their base being in front of base of pectorals; no enlarged scale behind base of ventrals; vertical fins low, with rounded lobes, their basal portions well scaled; dorsal with 7 low strong spines and 22 profusely branched rays; anal with 3 spines and 18 rays. One species, apparently the type of a distinct subfamily, *Rhegmatina*.

(*ὀγγμα*, fracture; referring to the interrupted lateral line.)

1615 (a.) *RHEGMA TITAI MASHIM*. Gilbert, new species.

Head 2<sup>3</sup> in length; depth 3; eye 5 in head; D. VII, 22; A. III, 18. Scales 45 in a longitudinal series along middle of side. Body elongate, moderately compressed, with very short, deep, caudal peduncle; anterior profile strongly arched, slightly depressed above orbits; interorbital space very narrow, convex, its width two-thirds diameter of orbit. Mouth large, slightly oblique; lower jaw the longer, its tip entering the profile. Dorsal spines low, strong, increasing backward, the last spine a trifle longer than diameter of orbit; anal spines short and strong, the middle spine longest. Lateral line curved strongly upward from its origin to below third dorsal spine, thence running parallel with the back to below middle of second dorsal, from which point it gradually approaches the base of the dorsal, where it terminates under the fifth ray from the last; along its anterior course it is separated from base of dorsal by from 4 to 6 scales (in oblique series); scales minutely etenoid except on head, breast, and belly, on nape under anterior dorsal spines, and on base of pectoral; top of head scaled forward to interorbital space, the anterior scales here,



as well as those on cheek, much reduced in size, embedded, so that their outlines can not be distinguished.

The following measurements of the type specimen are given:

	m.m.	One-hun- dreds of length to base of caudal.
Total length.....	85	
Length to base of caudal .....	70	
Greatest depth.....		33
Least depth caudal peduncle.....		15½
Length of caudal peduncle.....		8
Distance from tip of upper jaw to end of opercular flap .....		37
Length of snout.....		6
Diameter of eye.....		7½
Interorbital width.....		3¾
Tip of snout to end of maxillary.....		19
Length of pectoral.....		27
Tip of snout to base of upper pectoral ray .....		35
Tip of snout to base of ventrals .....		31
Length of ventrals.....		13
First anal spine.....		3½
Second anal spine.....		6
Third anal spine.....		4½
First soft anal ray .....		8½
Longest soft anal ray .....		15
First dorsal spine.....		4
Last dorsal spine.....		9
Longest dorsal ray.....		15
Caudal.....		23

Color, nearly uniform warm brown on head, body, and fins; a dusky opercular blotch; soft dorsal, anal and caudal only narrowly margined with white.

One specimen known, from Panama.

(*θαυμάσιος*, wonderful.)

*Rhegma thaumasium*, GILBERT MS., Panama (Coll. C. H. Gilbert. Type, No. 5978, L. S. Jr. Univ. Mus.)

Page 1300. After *Hæmulon scudderi*, Gill, insert the following:

1667 (a). HÆMULON HELENE, Boulenger.

Head 3½; depth 2½; eye 3½ in head; interorbital width 3½. D. XIII, 16; A. III, 12; scales 11-87-20, 67 pores.

Profile very much arched from snout to origin of dorsal; muzzle not reaching beyond lower jaw, little shorter than eye; mouth little oblique; maxillary reaching anterior ¼ of eye; teeth very small; 2 very small pores in chin; preopercle very feebly serrate; head scaled, except snout and chin; gill rakers very short, 15 on lower arm of arch; dorsal spines feeble, increasing to the fourth, which almost equals ½ length of head, then decreasing to the last, which is contained 4½ times in head; soft dorsal low, covered with scales; pectoral falciform, longer than head, 1¾ times ventral;

anal spines small, increasing to the third, which is 5 in head; soft anal low and scaly; caudal almost completely scaled, deeply emarginate, the median rays less than half the external ones; caudal peduncle  $\frac{1}{2}$  times longer than deep; scales above lateral line in very oblique series. Grayish above, with oblique brown lines, somewhat undulating; silvery below. Length 22 cm. One specimen from Bay of Santa Elena, Ecuador. (Boulenger.) (Named for the type locality.)

*Haemulon helene*, BOULENGER, Bollettino dei Mus. di Zool. ed Anat. Comp. della Univ. di Torino. Vol. XIV, No. 335, 3, Feb. 15, 1899, Bay of St. Elena, Ecuador. (Coll. Dr. Enrico Festa.)

**Page 1334.** After *Pomadasis ramosus* (Poey), insert the following:

1706 (a). POMADASIS LABRACIFORME (Boulenger).

Head 3; depth  $3\frac{1}{2}$ ; eye 4; snout slightly longer than mandible, by  $\frac{1}{2}$  diameter of eye, which is little more than interorbital width; maxillary reaching anterior  $\frac{1}{3}$  of eye; D. XIII, 12; A. III, 7; scales 8 or 9-68-22; teeth very small; 2 pores in chin; preopercle strongly serrate, strongest at angle; head scaled, except snout and lips; gill-rakers 13 on lower arm of first arch, the longest equaling  $\frac{1}{2}$  length of gill-filaments. Dorsal spine strong, the fifth longest, 2 in head, from which they decrease to next to last, which is  $4\frac{1}{2}$  in head, and a little shorter than last; soft dorsal scaled at base, its longest rays a little shorter than longest spine; pectoral  $1\frac{1}{2}$  in head, scarcely shorter than ventrals; second anal spine very strong,  $3\frac{1}{2}$  in head, third 2 in head; longest anal rays shorter than anal spine; caudal peduncle longer than deep; scales arranged in series scarcely oblique above the lateral line, which has 54 pores. Color uniform silvery. Length 17 cm. One specimen known, from the Bay of St. Elena, Ecuador. (Boulenger.) (*Labrus*; *forma*, form.)

*Pristipoma labraciforme*, BOULENGER, Bollettino dei Mus. di Zool. ed Anat. Comp. della Univ. di Torino, Vol. XIV, No. 335, 3, Feb. 15, 1899, Bay of Santa Elena, Ecuador. (Coll. Dr. Enrico Festa.)

**Page 1351.** After *Calamus proridens*, Jordan & Gilbert, insert:

1721 (a). CALAMUS KENDALLI, Evermann & Marsh.

(PLUMA.)

Head 3.1; depth 2.1; eye 3.5; snout 1.5; maxillary 2.4; interorbital 3.5; preorbital 2.1; D. XII, 12; A. III, 10; pectoral 1; ventral 1.8; caudal 1.3; scales 7-53-16.

Body deep, back strongly elevated, more so than in *C. bajonado*, but less than in *C. calamus* or *C. proridens*, the anterior profile a nearly regular curve, lacking the abrupt nuchal elevation of those species; eye large, larger than in *C. proridens*; 7 or 8 rows of scales on cheek; teeth about as in *C. proridens*; molars in 2 or more rows on sides, those of inner row much the largest, those in front becoming more numerous and merging into cardiform teeth, the most anterior of which, in each jaw, are somewhat enlarged; in front of upper jaw are 2 much enlarged antrorse canines, curved slightly upward; highest dorsal spine 2.7 in head, second anal spine 4.6.

Color in spirits: Silvery, side with bluish longitudinal lines following the rows of scales, plainest above; a pale-blue line bordering the orbit below; some blue lines on preorbital, not evidently reticulated and not as numerous as in *C. providens*; iris yellow; otherwise as in *C. providens*, to which this species is very close.

Puerto Rico; known from the type, a specimen 10.5 inches long, from Mayagüez, January 20, 1899, and 2 cotypes, each 8.5 inches long, one from Mayagüez, the other from Arroyo, all collected by the U. S. Fish Commission expedition to Puerto Rico. (Named for Dr. William Converse Kendall, assistant, U. S. Fish Commission.)

*Calamus kendalli*, EVERMANN & MARSH, Rept. U. S. Fish Com. 1899 (Dec. 19, 1899), 354, Mayagüez, Puerto Rico. (Type, No. 49362, U.S.N.M. Coll. Evermann & Marsh.)

**Page 1417.** For *Nebris zestus*, Jordan & Starks, substitute *Nebris occidentalis*, Vaillant.

The synonymy of this species is as follows:

*Nebris occidentalis*, VAILLANT, Notes from the Leyden Museum, XX, 20, October, 1897, Panama; after description by Jordan & Eigenmann.

*Nebris zestus*, JORDAN & STARKS, in Jordan & Evermann, Fishes North & Middle America, Part II, 1417, October 3, 1898, Panama. (Type, No. 433, L. S. Jr. Univ. Mus. Coll. Dr. C. H. Gilbert.)

**Page 1439.** After *Bairdiella chrysoleuca* (Günther), insert the following:

1820 (a). *BAIRDIELLA MIACANTHA* (Boulenger).

Head  $3\frac{1}{3}$  to  $3\frac{1}{2}$ ; depth  $3\frac{1}{3}$  to  $3\frac{1}{2}$ ; eye  $4\frac{1}{3}$  to  $4\frac{1}{2}$ , 1 to  $1\frac{1}{5}$  in interorbital width. D. XI, 21 or 22; A. II, 7 or 8; scales 5 or 6-45 to 49-11 or 12, 50 to 55 pores. Snout round, scarcely longer than eye; mouth inferior, compressed, scarcely oblique, with simple subequal teeth, the gape reaching anterior  $\frac{1}{4}$  or  $\frac{1}{3}$  of eye; 2 very strong spines at angle of preopercle, the lower directed downward; gill-rakers very short, 10 or 11 on lower arm of first arch; third dorsal spine longest,  $\frac{3}{4}$  to  $\frac{2}{3}$  length of head; pectoral  $1\frac{1}{2}$  in head; first anal spine very small, the second small,  $2\frac{1}{2}$  to 3 in head, or  $1\frac{1}{2}$  in longest soft ray; caudal acuminate; caudal peduncle a little longer than deep. Grayish above, with faint brown stripes following series of scales; silvery below. Close to *B. chrysoleuca*, Günther, from which it is sufficiently distinguished by the less development of the second anal spine, the smaller mouth, and the feebler dentition. Length 21 cm. Three specimens known from the port of Guayaquil. (Boulenger.)

*Corrina miacanthus*, BOULENGER, Bollettino dei Mus. di Zool. ed Anat. Comp. della Univ. di Torino, Vol. XIV, No. 335, 5, Feb. 15, 1899, port of Guayaquil. (Coll. Dr. Enrico Festa.)

**Page 1526.** After *Cichlasoma centrarchus* (Gill & Bransford), insert:

1923 (a). *CICHLASOMA STEINDACHNERI*, Jordan & Snyder.

Head  $2\frac{1}{2}$ ; depth 3; depth of caudal peduncle  $7\frac{1}{2}$ ; eye  $3\frac{2}{3}$  in head; snout  $2\frac{1}{2}$ ; interorbital space 5; longest dorsal spine 4, ray 2; longest anal spine  $2\frac{2}{3}$ , ray 2; length of pectorals  $1\frac{1}{2}$ ; ventrals  $1\frac{2}{3}$ ; caudal  $1\frac{1}{2}$ ; D. XVI, 10; A. V, 8; P. 14; scales 26-14, 7 on caudal peduncle. Length of head exceeding its depth a distance equal to diameter of orbit; body elongate, deepest above

ventrals; curve of dorsal outline interrupted by a slight elevation above eye and a rather rapid descent at base of soft dorsal; ventral outline less curved than dorsal; interorbital space convex; orbit somewhat elongate laterally, located slightly nearer tip of snout than to posterior edge of opercle, its lower edge a little above a horizontal from mouth to middle of caudal peduncle; cleft of mouth almost horizontal; maxillary, except distal end, concealed by preorbital; lips thick, the lower with a narrow frenum; jaws equal, the upper moderately protractile; teeth in 2 series on each jaw, outer series in a single row, large, canine-like, far apart; inner series minute, in bands; tips of teeth brown-colored; no teeth on vomer or palatines. Gill-membranes forming a fold across the isthmus; gill-rakers on first arch 10, short and blunt. Body covered with large weakly-ctenoid scales; head with cycloid scales; upper part of head anterior to middle of orbit, snout, preorbital area, and ventral part of head, naked; a single row of small scales along bases of dorsal and anal fins; small scales on basal part of inter-radial membranes of caudal; lateral line interrupted at the fourteenth scale, beginning again 3 scales lower and extending to base of caudal; first dorsal spine very short, others gradually longer to the sixth or seventh, after which the spines are about the same length; fifth and sixth dorsal rays longest, about  $1\frac{1}{2}$  times the length of longest spine, depressed fin extending to posterior edge of dark caudal spot; first anal spine shortest, one-fifth as long as fifth spine, third, fourth, and fifth rays longest; depressed fin extending to anterior edge of caudal spot; caudal fin evenly rounded; pectoral rounded, extending to a vertical from vent; outer rays of pectoral longest, extending to vent. Color in alcohol, light olive, darker above than below; an indistinct, dark lateral band extending from snout to caudal; 8 or 9 scarcely distinguishable dark vertical bands on side of body; irregular dark spots at intersection of lateral and vertical bands; a small, dark spot at base of caudal; small, distinct dark dots on anterior dorsal region of head.

The total length of the type is 61 mm. Younger examples measuring about 43 mm. have the body a little deeper and the head shorter. The vertical color bands on posterior half of body are more distinct on the younger individuals. Rio Verde, Mexico. (Jordan & Snyder.)

*Cichlasoma steindachneri*, JORDAN & SNYDER, Bull. U. S. Fish Com. 1899 (1900), 143, Rio Verde near Rascon, Mexico. (Type, No. 6164, L. S. Jr. Univ. Mus. Coll. J. O. Snyder.)

Page 1540. Before *Theraps*, Günther, insert the following:

1948 (a). *HEROS ISTLANUS*, Jordan & Snyder.

Head  $2\frac{2}{3}$ ; depth  $2\frac{2}{3}$ ; depth of caudal peduncle 7; eye  $4\frac{1}{2}$  in head; snout  $2\frac{1}{4}$ ; interorbital space  $3\frac{1}{2}$ ; longest dorsal spine  $2\frac{2}{3}$ , ray (without filament)  $1\frac{1}{3}$ ; longest anal spine  $2\frac{2}{3}$ , ray (without filament)  $1\frac{1}{8}$ ; length of pectoral  $1\frac{1}{2}$ ; ventrals  $1\frac{1}{3}$ ; caudal  $1\frac{1}{5}$ ; D. XVI, 10; A. V, 7; P. 14; scales 28-18. Body elongate, compressed, deepest above insertion of ventrals; dorsal outline rising rapidly to origin of dorsal, falling gradually to base of last spine, from which the descent to the caudal peduncle is more abrupt; ventral outline evenly rounded; interorbital space convex; eye large, orbit circular, equally distant from tip of snout and posterior edge of

opercle; mouth horizontal, lower jaw projecting; lips thick, the lower without frenum, folding over the upper at their union: premaxillary protractile; maxillary small, nearly vertical in position, and almost hidden by the large preorbital; teeth on both jaws, in 2 series, the outer a single row of 24 canines, largest in front, growing smaller posteriorly, the inner series villiform; all of the teeth with brown-colored tips: gill-membranes free from isthmus; branchiostegals 5; gill-rakers on first arch 9, short, blunt, far apart. Body covered with large scales; cheek, opercle, interopercle, subopercle, and occipital portion of head with small scales; ventral part of head, preorbital area, snout, and anterior part of interorbital space naked; one row of scales extending on bases of dorsal and anal fins; scales of body weakly-ctenoid; scales of head smooth; lateral line interrupted on the nineteenth transverse row of scales, beginning again 3 scales lower down and 2 scales in advance of where it left off and extending to base of caudal; first dorsal spine short and slender, others gradually longer and heavier, posterior spine longest; each spine with a rather stiff distal, ray-like attachment, the anterior edge of which projects above the membrane of fin; tips of fourth and fifth rays of dorsal uniting to form a thread-like filament about as long as the diameter of orbit; dorsal, when depressed, extending on caudal one-third its length; first anal spine shortest, others growing gradually longer and heavier, the last  $2\frac{1}{2}$  times as long as the first; spines with distal attachments similar to those of dorsal, third and fourth rays longest, united at their tips, forming a slender filament; tip of anal extending a little farther posteriorly than that of dorsal; caudal rounded; tip of pectoral rounded; ventrals located slightly posterior to base of pectoral, extending to vent, outer ray longest, ending in a filament. Color dark, an oblong brownish-black spot at base of each scale on side of body, the spots growing less distinct above the pectoral; membranes of dorsal, anal, and caudal with small spots, these more distinct and regularly arranged on soft parts of dorsal and anal; pectoral and ventrals without spots.

Young individuals have a brownish-black spot at base of caudal and on side of body at tip of pectoral; a less distinct spot at upper edge of gill-opening and also below posterior end of base of dorsal. The darker of these spots are sometimes faintly indicated on the larger individuals. Morelos, Mexico. (Jordan & Snyder.)

Known only from Rio Ixtla at Puente de Ixtla, Morelos, Mexico. (Type, No. 6150, L. S. Jr. Univ. Mus. Coll. Jordan & Snyder.)

*Heros istlanus*, JORDAN & SNYDER, Bull. U. S. Fish Com. 1890 (1900), 144, Rio Ixtla, Morelos, Mexico.

Page 1542. After *Neetroplus nicaraguensis*, Gill & Bransford, insert:

1951 (a). *NEETROPLUS CARPINTIS*, Jordan & Snyder.

Head  $2\frac{1}{2}$ ; depth 2; depth of caudal peduncle 6; eye 5 in head; snout  $2\frac{1}{2}$ ; interorbital space  $2\frac{2}{3}$ ; longest dorsal spine  $2\frac{1}{2}$ ; ray  $1\frac{1}{2}$ ; longest anal spine 2, ray  $1\frac{1}{2}$ ; length of pectoral  $1\frac{2}{3}$ ; ventrals  $1\frac{1}{3}$ ; caudal  $1\frac{1}{6}$ ; D. XVI, 10; A. V, 8; P. 15; scales 26-17, 7 on caudal peduncle. Body compressed, deepest part above ventrals; dorsal outline straight from tip of snout to a

point above anterior edge of orbit, where it is abruptly curved upward and backward to the origin of dorsal fin; from the latter point it gradually curves downward to base of first dorsal ray, from which the descent to caudal peduncle is abrupt; ventral outline evenly curved from snout to caudal peduncle; interorbital space convex, its middle portion flattened; orbit circular, nearer to posterior edge of opercle than to tip of snout, a distance equal to diameter of pupil; mouth oblique, lower jaw slightly projecting; lips thick; lower jaw with a frenum equal in width to  $\frac{1}{2}$  diameter of pupil; upper jaw protractile; maxillary covered by preorbital except at its distal end; teeth in 2 series on each jaw, the outer series in a single row, flat or incisor-like, larger in front, growing much smaller posteriorly, the inner series minute, in narrow bands, all the teeth loosely attached, their tips brown-colored; no teeth on vomer or palatines; gill-membranes forming a fold across the isthmus; gill-rakers on first arch 10, short, far apart. Body covered with large, weakly-ctenoid scales; cheek, opercle, and occipital portion of head with small, cycloid scales; lower jaw, snout, and anterior half of interorbital space naked; bases of dorsal and anal fins with a row of small scales; inter-radial membranes of caudal with very small scales on basal parts; lateral line interrupted on the nineteenth transverse row of scales, beginning again 3 scales lower down on the third row anterior to where it left off, and extending to base of caudal; 2 short rows of mucous tubes on inter-radial caudal scales, one above and the other below end of lateral line; first dorsal spine shortest, others gradually longer and heavier, each spine with a ray-like attachment projecting above and posterior to its tip; first anal spine shortest, others gradually longer and heavier, the fourth three times as long as the first; spines with distal attachments similar to those of the dorsal, third and fourth rays longest, extending posteriorly as far as those of the dorsal; posterior edge of caudal somewhat convex; pectoral rounded; ventrals pointed, the outer ray much the longest, extending a little beyond vent. Color in alcohol, light slate; scales with lighter central spots; posterior parts of dorsal, anal, and caudal lighter; in life the head was covered with round and elongate spots of greenish blue on a background of golden brown; side of body with bluish and brownish spots without regularity of arrangement; pectoral and distal part of soft dorsal with a yellowish tinge.

In the young of this species there are 5 or 6 dark vertical bands, about equal in width to diameter of orbit, on the posterior part of the body; a dark spot sometimes present just below lateral line on a vertical through base of eleventh dorsal spine.

This species differs from *N. nematopus* and *N. nivaraguensis* in having a much deeper body and fewer dorsal and anal spines. Laguna del Carpinte, Mexico. (Jordan & Snyder.)

One specimen (type, No. 6162, L. S. Jr. Univ. Mns.) from Laguna del Carpinte, near Tampico, Tamaulipas, Mexico, collected by J. O. Snyder.

*Netroplus carpintis*, JORDAN & SNYDER, Bull. U. S. Fish Com. 1899 (1900), 145, Laguna del Carpinte, near Tampico, Mexico.

Page 1557. *Eupomacentrus flarilutus* (Gill), is the young of *Eupomacentrus rectifrenum* (Gill).

Page 1612. Before *Xyrula*, Jordan, insert:

2022 (a.) DORATONOTUS DECORIS, Evermann & Marsh.

Head 2.6; depth 3.4; eye 4; snout 3.5; maxillary 4; interorbital 4.6; D. IX, 10; A. III, 9; pectoral 1.6; ventral 2.2; caudal 1.6; scales 1-26-6. Body moderately elongate, compressed throughout; the back a little elevated, the caudal peduncle deep and rather long; dorsal and ventral outlines nearly alike, the dorsal somewhat more strongly arched; anterior profile not trenchant, almost straight from snout to front of dorsal, very slightly convex in front of dorsal and very slightly concave between eye and tip of snout; head pointed, interorbital space broad and flat; eye large, high in position, middle of pupil nearer tip of snout than end of opercle; snout long, somewhat longer than diameter of eye, moderately produced, the lips broad in front, characteristically labroid; mouth not large, the maxillary not reaching front of orbit, the jaws equal, armed with strong, sharp teeth, about 4 canines in front of upper jaw, 2 in front of lower; teeth on sides of jaws also canine-like, smaller than those in front, but not distinctly different from them; a few smaller teeth behind the main row of large ones; vomer and palatines toothless; soft dorsal and anal each with a basal sheath of about two rows of large scales, that of dorsal extending over half the fin or more, that of anal lower, the fins otherwise naked; dorsal fin continuous, with a shallow notch, the spines slender and pungent, the second longer than the first, the following ones graduated to the fifth, which is shortest, thence increasing in length to the ninth, which is longest, 2.3 in head; soft dorsal with its middle rays highest, 2.2 in head; anal with three slender, sharp, graduated spines, the third longest, 2.2 in head; the soft part similar to soft dorsal, longest rays 2.3 in head; pectoral large, symmetrical, of 11 rays, the middle ones longest, reaching past tip of ventral nearly to vent; ventral moderate, pointed, reaching half-way to vent; caudal rounded; scales large, cycloid the lateral line on second row below the dorsal interrupted near the end of dorsal and beginning again on the row below, on caudal peduncle.

Color in life: Body chiefly green, darker green on back, lighter below; lower parts of head and breast light yellow; a broad white bar from eye obliquely across cheek and opercle, bordered above by an undulating maroon line and below by a similar but fainter line; a brown bar from eye to snout; 4 dusky spots near base of dorsal extending as fainter shades downward and slightly forward to or beyond lateral line, 1 from in front of dorsal, 2 under spinous dorsal, and 1 under soft rays; short pale-blue bars or spots on breast and about pectoral; iris blue, a pinkish border surrounding pupil; dorsal greenish, the soft part with yellow shade, a pale-blue edging to the whole fin, a maroon border to the green color posteriorly just inside the pale-blue edge, a small dark spot on membrane between seventh and eighth rays and a blue spot on membrane of first spine; anal colored like soft dorsal, the maroon border extending from first spine to last ray inside the pale edging, the dark spot between sixth and seventh rays; ventral green near base, pale blue outwardly, the green color bordered by maroon spots; pectoral plain, pale green; caudal very pale transparent blue, a wedge-shaped maroon spot on the 2 upper rays

near tip and a corresponding one on the 2 lower rays, the base of the wedge on outer ray; base of caudal with a pale undulate vertical bar bordered in front by a black line. In spirits, pale green, the maroon markings faintly persistent, becoming dusky.

Puerto Rico; known only from the type, 1.45 inches long, taken in the seine at Ponce, January 30, 1899, by the United States Fish Commission expedition to Puerto Rico. (*decoris*, beautiful.)

*Doratonotus decoris*, EVERMANN & MARSH. Rept. U. S. Fish Com. 1899 (Dec. 19, 1899), 355, Mayagüez, P. R. (Type, No. 49363, U.S.N.M. Coll. Evermann & Marsh.)

**Page 1720.** A specimen of *Alutera monoceros* (Osbeck) has recently been recorded by Dr. H. M. Smith from Woods Hole, in Bull. U. S. Fish Com. 1898 (1899), 273, pl. 64.

**Page 1733.** *Tetradon nephelus*, Goode & Bean, is a good species distinct from *T. spengleri*, Bloch, and should stand as

2147 (a). SPHEROIDES NEPHELUS (Goode & Bean).

**Page 1968.** To the synonymy of *Uranidea gracilis* (Heckel), add:

*Cottus gracilis cayuga*, MEEK, Ann. N. Y. Ac. Sci., IV, 1888, 315. Cayuga Lake, N. Y.

**Page 2017.** The recent studies of the tide-pool Cottoids of the California coast by Mr. Arthur W. Greeley have resulted in the discovery of some new species and genera and other additional information regarding this group of fishes. The following new species and genera are to be added:

2384 (a). BLENNICOTTUS RECALYUS, Greeley.

Head  $3\frac{1}{2}$ ; eye  $4\frac{1}{2}$  in head; snout 3; D. IX, 15 or 16; A. 11 or 12; P. 14. Body short, stout, broad anteriorly; the head very broad, short and blunt; snout obtuse; interorbital space  $\frac{5}{6}$  eye, grooved, the groove leading into a depressed space behind the eyes; mouth distinctly terminal, the maxillary reaching a vertical below the anterior edge of orbit, the lower jaw included; minute conical teeth on jaws, vomer, and palatines; nasal spines very small; no preopercular spine apparent in adults; edge of preopercle rounded; opercle ending in a rounded flap; branchiostegals six, the membranes broadly united, free from the isthmus; gills  $3\frac{1}{2}$ , a slit behind the last gill. Dorsal fins very long, slightly joined at the base, origin of first dorsal directly over tip of opercle, that of soft dorsal in advance of origin of anal; first dorsal slightly rounded, the middle ray the longest; pectoral reaching origin of anal, membranes of first seven rays deeply emarginate; ventrals reaching vent; anal papilla of male very large; anal low, the membranes of all the rays except the last three deeply emarginate, none of the rays enlarged in the male; caudal short, slightly rounded.

Cirri few and small, those of top of head joined at base in conspicuous bunches, two irregular occipital rows, a few below these on the side of head, and on the margins of preopercle and opercle; a few above origin of pectoral, and a weak row along the anterior third of the lateral line.

Color of body, light brown, vermiculated with white, and marked dorsally with 4 or 5 wedge-shaped spots of dark brown, edged with white,



and more distinct posteriorly; 2 pinkish spots on the dorsal side of the caudal peduncle, and a faint shading of the same color on side of head and along anterior fourth of lateral line; entire under surface dull brown, tinged with olive; fins indistinctly barred with grayish white; tail faintly tinged with pink. In some specimens the color is an almost uniform dull brown while in others the light markings are prominent. Some young individuals from among the green algae are uniform light green.

The bluntness of the snout and preopercular spines, and the terminal mouth make this species easily distinguishable from all related forms, except *B. globiceps*, from which it is separated by the shape and size of its preopercular and nasal spines, the number of its cirri, 12, and the size of its mouth. The adults of these 2 species can be readily distinguished, but the young of *B. recalvus* is very similar to the young of *B. globiceps*, indicating that *B. globiceps* is probably the ancestral form. Girard's old description of *Oligocottus globiceps* has been erroneously associated with this fish, which does not extend so far north as the type locality of *B. globiceps*. *B. recalvus* is distributed from San Diego to Santa Cruz, where it is immediately succeeded by *B. globiceps* on the north. No specimens of *B. recalvus* have been taken north of the region of Santa Cruz. On the other hand, several specimens of *B. globiceps* have been collected on the coast of Monterey County south of Monterey Bay, therefore within the range of *B. recalvus*. The relations between the two species where their ranges overlap is still to be made out. *B. recalvus* is quite common throughout its range and everywhere inhabits the deep shaded tide-pools, near low water mark, where a large number will often be found in a single pool. (Greeley.) (*recalvus*, bald in front.)

*Centridermichthys globiceps*, GÜNTHER, Cat., II, 171, 1860; not of Girard.

*Oligocottus globiceps*, JORDAN & GILBERT, Synopsis, 718, 1883.

*Blennicottus globiceps*, JORDAN & STARKS, Proc. Cal. Ac. Sci. 1895, 808; JORDAN & EVERMANN, Fishes of North and Middle America, II, 2017, 1898; not *Oligocottus globiceps* Girard.

*Blennicottus recalvus*, GREELEY, Bull. U. S. Fish Com. 1899 (Dec. 13, 1899), 9, fig. 1, Pacific Grove, Cal. (Type, No. 6063, L. S. Jr. Univ. Mus. Coll. Greeley & Cowles.)

#### 746 (a). RUSCICULUS, Greeley.

*Rusciculus*, GREELEY, Bull. U. S. Fish Com. 1899 (Dec. 13, 1899), 13 (*rimensis*).

This genus is allied to *Oxycottus*, differing in the presence of minute prickly scales, which cover dorsal half of body. Preopercular spine simple, sharp. No slit behind the last gill. (*ruscum*, the butcher's broom, a rough-skinned plant.)

#### 2384 (a). RUSCICULUS RIMENSIS, Greeley.

Head  $3\frac{1}{2}$ ; eye 4 in head; snout  $3\frac{1}{2}$  in head; D. IX-17 or 18; A. 14; P. 14; V. 1, 3. Body compressed, very slender, the caudal peduncle especially so; head compressed, flat; snout pointed; interorbital space  $\frac{5}{8}$  eye, grooved; top of head flat and slightly concave; nasal spines large, blunt, snout abruptly decurved below them. Dorsal half of body covered with minute, embedded, prickly scales partially arranged in obscure

Bull. No. 47, pt. 4—X

oblique rows, none below lateral line. Minute pointed teeth on jaws, vomer, and palatines; jaws subequal, mouth horizontal, the maxillary reaching a vertical below the anterior edge of pupil. Margin of preopercle armed with one sharp spine curved upward, below which are 1 and sometimes 2 very short blunt processes; margin of opercle ending dorsally in a pointed flap. Branchiostegals 6, the membranes broadly united, free from the isthmus; no slit behind the last gill. Dorsal fins not joined, the soft dorsal very large; first dorsal beginning slightly in advance of opercular flap, the upper edge much rounded, the fifth spine being longest; origin of soft dorsal just in front of origin of the anal in the female, directly above it in the male, the fin very long; pectoral large, reaching a vertical below ninth ray of soft dorsal; origin of ventrals posterior to a point midway between anal and base of pectoral in the male, anterior to it in the female, the difference caused by the enlargement of first 2 anal rays in the male; anal fin small, the rays slender, the membranes of all deeply emarginate; the first 2 anal rays of male greatly enlarged, joined by membrane to each other and to the rest of the fin; the posterior edge of tail nearly straight; anal papilla inconspicuous. Cirri small and scarce, always occurring singly, never in bunches or joined at the base, with the exception of a few pairs along the anterior third of the lateral line; one above each orbit, 2 rows of 3 each behind these on top of head, 1 cirrus on the inside of each nasal spine; a cirrus on the end of maxillary, 2 or 3 on the margin of the preopercle below the preopercular spine, and a row along the anterior half of the lateral line. Color, light olive or reddish brown tinged with lavender, marked dorsally with 4 or 5 wedge-shaped, indented spots of black, a broken band of same color along the lateral line, sometimes sending branches below it which show a tendency to inclose round spots; a more or less distinct spot of black on top of the head: a faint postocular line, a spot below the eye, and a preopercular line running from eye to snout, all of same color; pectoral and caudal indistinctly barred with brown, anal tinged with it, and the dorsal covered with fine brown or black spots sometimes very faint; throat and belly pale yellowish white, unspotted.

This species is most closely related to *Orycottus embryum*, with which it agrees in general coloration, but differs decidedly in the presence of scales, the slenderer body, the larger number of soft dorsal and anal rays, the serrated margin of the preopercle, and the arrangement of the cirri. Rare; only 2 other specimens from Point Lobos, California, are known to us. It inhabits the tide-pools lined with corallines, and in its coloration imitates very closely these algae. Length 40 mm. The smallest of our tide-pool fishes. (Greeley.) (*rimus*, a crevice; *rimensis*, living in crevices.)

*Rusciculus rimensis*, GREELEY, Bull. U. S. Fish Com. 1899 (Dec. 13, 1899), 13, fig. 3. Point Lobos, Monterey County, Cal. (Type, No. 6067, L. S. Jr. Univ. Mus. Coll. A. W. Greeley.)

746 (b). *DIALARCHUS*, Greeley.

*Dialarchus*, GREELEY, Bull. U. S. Fish Com. 1899 (Dec. 13, 1899), 14 (*snyderi*).

Preopercular spine forked at tip; scales none; first anal ray of male enlarged, joined to the second, the two widely separated from the rest of

the fin. Closely allied to *Oligocottus*, differing only in the character of the anal rays of the male.

(διαλόσ, divided; ἀρχός, anus.)

2384 (b). *DIALARCHUS SNYDERI*, Greeley.

Head  $3\frac{1}{4}$ ; eye  $4\frac{1}{4}$  in head; snout  $3\frac{1}{2}$ ; D. VIII-18 or 19; A. 13 to 15; P. 13 to 15; V. 1, 3. Body elongate, slender, the snout pointed, compressed; minute conical teeth on jaws, vomer, and front of palatines; jaws equal; mouth horizontal, the maxillary 3 in head, reaching a vertical below anterior edge of pupil. Interorbital space  $\frac{5}{8}$  eye, shallowly grooved, the groove leading into a depressed space between the occipital ridges; nasal spines large. Margin of preopercle armed with a strong spine,  $\frac{1}{2}$  as long as eye, from the upper border of which at base extends a second spine pointing abruptly upward and inward; both spines covered with skin in life; margin of opercle ending in a pointed flap entirely unarmed. Branchiostegals 6, the membranes broadly united, free from the isthmus. Gills  $3\frac{1}{2}$ , a slit behind the last gill. Dorsal fins large, separated by  $\frac{1}{2}$  diameter of eye, whole length equaling that from caudal to base of pectoral; first dorsal beginning slightly in advance of margin of opercle, upper edge nearly straight, curving abruptly downward from the sixth spine; origin of soft dorsal in advance of anal; pectoral large, reaching well beyond the origin of the anal; ventrals almost midway between base of pectoral and anal; anal fin small, rays all feeble in the female, in the male the first ray only greatly enlarged, joined to the second, the 2 distinctly separated from the rest of the fin, the membranes of all except the last 3 or 4 rays deeply emarginate. Anal papilla small, present in the male only. Cirri very numerous, usually occurring in bunches of 3 or 4, those of head joined at the base, forming a comb; 2 pairs of bunches above orbits, with the rudiments of a third bunch in front of these, 3 on top of head, behind orbits, 2 or 3 bunches just below these on side of head, 2 or 3 single cirri on margin of preopercle, a thick bunch above the preopercular spines, 4 or 5 on lower margin of opercle, with a thick bunch on its upper margin; a short row above the base of the pectoral; a row of bunched cirri along anterior two-thirds of lateral line, another well-defined row along the dorsal fin from the third spine to the sixteenth or seventeenth ray of soft dorsal, this row containing a bunch at the base of each spine and ray, with the occasional exception of the first ray; 5 or 6 scattered bunches between the dorsal and lateral rows on each side of body; a cirrus at the tip of each dorsal spine.

Color, light reddish brown, sometimes almost pink, thickly spotted with fine indistinct white spots; 4 or 5 irregular dark brown spots along the base of dorsal, a band of same color along lateral line, sometimes very much broken and extending ventrally, shading into the uniform reddish brown below, and including 3 or 4 round pinkish spots; a dark brown post-ocular line, another running forward from the eye, a patch of same color on top of head, another on side of head, and 2 or 3 on edge of opercle; throat reddish brown with several distinct white spots; belly bluish green; a silvery white patch between the bases of the pectorals; dorsal fins pale reddish brown with black and clear spots; pectoral

crossed irregularly with white; anal fin pale pink, crossed with dark brown. There are 2 or 3 perfectly distinct types of coloration, as follows: Some specimens from pools containing green algae are pure light green, others from coralline pools are tinged with lavender, as *B. embryum*. This species resembles most closely *O. maculosus*, which name has been erroneously applied to it, but it differs markedly in its slenderer body, more pointed snout, the arrangement of the cirri, and the perfectly distinct coloration, also in the greater length of the dorsal fins, the enlargement of only one anal ray in the male, and the shortness of the maxillary. Coast of California.

Specimens are at hand from Crescent City, Cal., Bolinas Bay, Half Moon Bay, Monterey Bay, and San Luis Obispo, Cal. Found in all kinds of pools, from San Francisco to Monterey Bay, but nowhere common. Length 60 mm. The most beautiful and active of the tide-pool fishes, extremely variable in color. (Greeley.)

*Centridermichthys maculosus*, GÜNTHER, Cat., II, 171, 1860; not *Oligocottus maculosus*, Girard.

*Oligocottus maculosus*, JORDAN & GILBERT, Synopsis, 718, 1883; JORDAN & EVERMANN, Fishes of North and Middle America, II, 2013, 1898.

*Oligocottus snyderi*, GREELEY, in Jordan & Evermann, Fishes of North and Middle America, III, 2871, 1898. Pacific Grove, Cal. (Type, No. 5846, L. S. Jr. Univ. Mus. Coll. Greeley & Maddren.)

*Dialarchus snyderi*, GREELEY, Bull. U. S. Fish Com. 1899, 15, fig. 4.

#### 946 (c) EXIMIA, Greeley.

*Eximia*, Greeley, Bull. U. S. Fish Com. 1899 (Dec. 13, 1899), 18 (*rubellio*).

Allied to *Oligocottus*, but differing in the presence of a large three-pointed preopercular spine instead of the simple forked spine of *Oligocottus*. Skin smooth. A slit behind the last gill.

#### 2384 (c). EXIMIA RUBELLIO, Greeley.

Head  $2\frac{3}{5}$ ; eye  $3\frac{3}{5}$  in head; snout  $3\frac{3}{5}$ ; D. VII or VIII-15 or 16; A. 12 or 13; P. 13 or 14; V. 1, 3. Body compressed, snout pointed and compressed, head deep, occiput narrow, slightly concave; interorbital space narrow,  $\frac{1}{2}$  the large eye, shallowly grooved. Nasal spines prominent, very large and pointed. Teeth small, pointed on jaws, vomer and palatines; jaws equal, mouth horizontal, maxillary 3 in head, reaching a vertical below anterior edge of pupil. Margin of preopercle armed with a very strong spine as long as eye, extending backward and downward, bearing on its upper surface a second and third spine, both pointing back and up; all the spines covered with skin in life; opercle ending in a rounded flap. Branchiostegals 6, not united to the isthmus; gills  $3\frac{1}{2}$ , a slit behind the last gill. Anal papilla inconspicuous. Dorsal fins not joined; first dorsal beginning in advance of margin of opercle, first 2 spines short, the upper margin slightly rounded; soft dorsal beginning in advance of origin of anal, all the rays and spines very slender, pectoral reaching well beyond the origin of the anal; anal fin small, the rays slender, the membranes emarginate between each 2 rays; in the males the first ray enlarged, the second slightly elongated, the 2 united and not separated from the rest

of the fin, as in *Dialarchus snyderi*; ventrals situated below the upper edge of the base of the pectoral, just reaching the anus. Cirri all distinct, never joined at the base in a comb as in *Dialarchus snyderi*; 3 pairs of 2 or 3 cirri each above the orbits, the first directly above the nasal spines, 3 pairs on top of head behind orbits, a few scattered cirri below these on side of head, a bunch of 2 or 3 on end of maxillary, a row on lower margin of preopercle, a large bunch above the preopercular spines, and several scattered cirri on margin of opercle; a row of bunched cirri along the anterior half of lateral line, a row along the base of the dorsal, including a bunch of 3 or 4 for each spine and ray, the row bending downward at the last spine of the first dorsal, leaving a space between the cirri and the base of the dorsal spines; a few scattered cirri between the dorsal and lateral rows, and below the lateral line behind the pectoral fin. Color light brown to all shades of light red, pink, or lavender, spotted everywhere with white, the spots extremely minute on dorsal half of body, but more conspicuous ventrally; 5 wedge-shaped spots of dark brown along dorsal side of body; head dark brown, sometimes blotched with red or green, becoming lighter on side, leaving a dark postocular line extending from eye to the preopercular spine, and a dark spot on lower margin of preopercle, everywhere very finely marked with white and blue; a white spot with a brown center just in front of first dorsal; throat and belly a very light, bluish green, shading into a faint yellow behind pectoral, and a brownish green on each side of anal; all the fins, excepting the ventrals, light brownish green barred with dark brown; caudal light reddish brown, anal and tip of pectoral tinged with pinkish. A young individual is lighter and more brilliantly colored. This species is most closely allied to *Dialarchus snyderi*, from which it differs in the presence of a third preopercular spine, the greater depth and comparative length of the head, the larger eye and nasal spines, and the arrangement of the cirri. Many other specimens taken at Monterey Bay, but it is not recorded from any other locality. The most brilliantly colored of the tide-pool fishes, inhabiting only the deep pools rich in plant life. (*rubellio*, a rosy one.)

*Exinia rubellio*, GREELEY, Bull. U. S. Fish Com. 1899 (Dec. 13, 1899), 18, fig. 5, Pacific Grove, Cal. (Type, No. 6066, L. S. Jr. Univ. Mus. Coll. Greeley & Maddren.)

Page 2027. *Gilbertina*, Jordan & Starks, is preoccupied in Lepidoptera. For its use in ichthyology Dr. Berg has substituted *Gilbertidia*.

*Gilbertidia* BERG, Com. del Museo Nac. de Buenos Aires, 1898 (Dec. 17, 1898), 43 (*sigolutes*).

Page 2207. After *Sicydium vinceute*, Jordan & Evermann, insert:

2531 (b). *SICYDIUM CAGUTE*, Evermann & Marsh.

Head 4.4; depth 4.8; eye 5.75; snout 2.5; maxillary 2; mandible 2.75; interorbital width 3; preorbital 3.5; D. VI-I, 10; A. I, 9; scales 83-25; longest dorsal spine 1.5 in head, longest ray 2; longest anal spine 2 in head, longest ray 2; pectoral 1.1; ventral disk 1.75; caudal 1.

Body rather stout, heavy forward; head large, broad; mouth large, its width 1.5 in head; lips very thick; maxillary not greatly produced; teeth simple, flexible; a median cleft in upper lip; pectoral somewhat shorter

than head; dorsal spines without filaments, the longest about 1.5 in depth of body; space between dorsals about equal to orbit; soft rays of dorsal and anal scarcely reaching base of caudal; ventrals united, forming a cup-shaped disk, only about two-fifths posterior edge free from belly; caudal rounded. Scales very small, ctenoid, densely covering entire body except a broad strip on belly; posterior portion of nape with very fine scales; entire head naked.

Color: Dark brown or olivaceous on head, side, and back; under parts pale; fins all pale, the anal with a narrow darkish margin; caudal somewhat dark; no dark vertical bars on body and none at base of pectoral; no H-shaped figure at base of caudal.

This species is close to *S. plumieri*, from which it differs chiefly in the color, the more complete squamation, the shorter pectoral, and the non-filamentous character of the dorsal spines.

Puerto Rico. A single specimen, 3.63 inches long, obtained in the Rio de Caguaitas at Caguas, January 9, 1899, by the U. S. Fish Commission expedition to Puerto Rico. (Named for the Rio de Caguaitas, from which the type was obtained.)

*Sicydium caguaita*. EVERMANN & MARSH. Rept. U. S. Fish Com. 1899 (Dec. 19, 1899), 355, Rio de Caguaitas, Caguas, P. R. (Type, No. 49364, U. S. N. M. Coll. Evermann & Marsh.)

Page 2230. After *Gobius oceanicus*, Pallas, insert:

2558 (a). *GOBIOUS BAYAMONENSIS*. Evermann & Marsh.

Head 4.8; depth 6.4; eye 5; snout 3.2; maxillary 1.8; mandible 1.9; inter-orbital 7.6; preorbital 4.6; scales 71-19, about 29 before dorsal; D. IV-14, the longest spine about 0.7 in head, the longest ray 1.5; A. 15, the longest ray 1.5; pectoral 1.1; ventrals 1.1; caudal very long and pointed. Body very long and slender; head long; caudal peduncle long; mouth very large, oblique; maxillary long, reaching past posterior border of orbit.

Color as in *G. oceanicus*, which this species closely resembles. The smaller (71 instead of 63 to 65), almost cycloid scales, the longer head, larger mouth, longer maxillary, and the longer and more slender body are differences which we can not reconcile with the descriptions of that species or with the numerous specimens of it which we have from Puerto Rico.

Puerto Rico. Known only from the type, a specimen 9 inches long, obtained in the San Juan market January 14, 1899, by the U. S. Fish Commission expedition to Puerto Rico. It probably came from near the mouth of the Bayamon River at Palo Seco, for which stream the species was named.

*Gobius bayamonensis*, EVERMANN & MARSH. Rept. U. S. Fish Com. 1899 (Dec. 19, 1899), 355, Mouth of Bayamon River, Palo Seco, P. R. (Type, No. 49365, U. S. N. M.; coll. Evermann & Marsh.)

Page 2218. To the synonymy of *Gobius saporator* add the following:

*Gobius arundelii*, GARMAN, Proc. N. E. Zool. Club, 1, 63, June 9, 1899, Clipperton Island. (Type in M. C. Z.)

Page 2240. Before, *Aboma*, Jordan & Starks, insert:

2570 (a). *BOLLMANNIA BOQUERONENSIS*, Evermann & Marsh.

Head 4; depth 5.5; eye 3.5; snout 4.4; maxillary 2.2; mandible 2.5; interorbital width 3 in eye; preorbital 6; scales 27-8; D. VII-13, the longest spine 1.5 in head, the longest ray 1.2; A. 12, the longest ray 1.25 in head; pectoral 1; ventrals 1.1; caudal 0.4.

Body long, slender, tapering; head short; snout blunt; mouth large, oblique; jaws subequal, maxillary reaching posterior border of pupil; isthmus narrow, the gill-openings reaching forward to below preopercle; eyes large, high, close together, the interorbital very narrow and without median keel; no fleshy process on inner edge of shoulder girdle; teeth on jaws in narrow bands, those of outer series somewhat enlarged; opercle short, about 3 in head. Fins moderate; origin of spinous dorsal slightly behind base of pectoral, its spines 7 in number, not filamentous; interspace between dorsals less than diameter of eye; soft rays of dorsal and anal reaching, when depressed, beyond base of caudal; caudal long and pointed, as in *Gobius oceanicus*; pectoral pointed, reaching beyond origin of anal; ventral disk moderate, free from belly, the longest rays barely reaching origin of anal. Scales very large, weakly ctenoid; nape, cheek, and breast scaled, the scales somewhat smaller than on body, about 9 scales before the dorsal.

Color: Pale olivaceous or straw-color, back and upper part of head with profuse fine dark punctulations; under parts pale, breast somewhat dusky; dorsal fins barred with white and dark, a large jet-black ocellus on posterior part of spinous dorsal; other fins pale, the ventral disk somewhat dusky in front. The only known Atlantic member of the genus.

Length 2 to 3 inches. Puerto Rico. Known only from 5 specimens dredged by the U. S. Fish Commission expedition to Puerto Rico, off Puerto Real, in Ensenada del Boqueron, January 25, 1899. (Named for the type locality.)

*Bollmannia boqueronensis*, EVERMANN & MARSH, Rept. U. S. Fish Com. 1899 (Dec. 19, 1899), 356, Ensenada del Boqueron, off Puerto Real, in 8.5 fathoms, at Fish Hawk station 6074. (Type, No. 49366, U.S.N.M. Coll. Evermann & Marsh.)

Page 2245. Before *Microgobius thalassinus*, Jordan & Gilbert, insert:

2575 (a). *MICROGOBIUS MEEKI*, Evermann & Marsh.

Head 3.75; depth 6; eye 3.5; snout 5.5; interorbital 7; preorbital 7; maxillary 2; mandible 1.5; scales 55-12; D. VII-17; A. 16.

Body slender, greatly compressed, tapering regularly from pectorals to caudal; head moderately heavy, interorbital space very narrow; eye large, high; mouth large, oblique; maxillary reaching posterior border of orbit; lower jaw projecting; teeth in bands in each jaw, the outer series greatly enlarged and strongly recurved, those of lower jaw largest; isthmus rather narrow, the gill-openings continue forward.

Body densely scaled, the scales strongly ctenoid, those anteriorly somewhat reduced; nape, breast, and entire head naked. Origin of spinous

dorsal from snout 3.5 in length; dorsals very close together; spines of first dorsal filamentous, exceeding head in length; soft dorsal and anal long, their bases about equal, about 2.5 in body, their last rays reaching past base of caudal when depressed; caudal pointed, its longest rays about equal to head; pectoral about equal to head, reaching origin of anal; ventrals united, almost reaching origin of anal.

Color: Light olivaceous, dusted over uniformly with fine dark punctulations; a large dark shoulder spot between the base of pectoral and origin of spinous dorsal; a few indistinct dark areas on side of head; lower jaw dark at tip; an obscure dark blotch at base of caudal; fins all rather pale except ventrals, which are dark, perhaps bluish in life; caudal somewhat dusky; anal dark-edged. Length 1.5 inches.

This species seems related to *M. eulepis*, Eigenmann & Eigenmann, described from Fortress Monroe, Va., but differs in the smaller and strongly ctenoid scales, greatly compressed body, and in the coloration.

Puerto Rico; known only from the type, 1.5 inches long, dredged by the U. S. Fish Commission expedition to Puerto Rico, February 8, 1899. (Named for Dr. Seth Eugene Meek, assistant curator of zoology, Field Columbian Museum.)

*Microgobius meeki*, EVERMANN & MARSH, Rept. U. S. Fish Com. 1899 (Dec. 19, 1899), 356, between Vieques and Culebra islands at Fish Hawk station 6087, in 15.25 fathoms. (Type, No. 49367, U.S.N.M. Coll. Evermann & Marsh.)

Page 2350. After *Enneanectes carminulis* (Jordan & Gilbert), insert:

868 (b). GILLIAS, Evermann & Marsh.

*Gillias*, EVERMANN & MARSH, Rept. U. S. Fish Com. 1899 (Dec. 19, 1899), 357 (*jordani*).

Body short and stout, tapering rapidly from the short, broad head to the short, compressed caudal peduncle; scales large, rough-ctenoid; lateral line complete, or nearly so, broken under last spines of middle dorsal; a broad, double-pointed tentacle above eye; dorsal fin divided into 3 parts, the first of 3 short spines, the second of 11 longer spines, and the third of 7 rays.

This genus is closely related to *Enneanectes*, Jordan & Evermann, from which it differs in the presence of the orbital tentacle, the more complete development of the lateral line, and the larger scales.

(Named for Dr. Theodore Gill.)

2687 (b). GILLIAS JORDANI, Evermann & Marsh.

Head 3.5; depth 4.3; eye 2.5; snout 3.5; maxillary 2.4; mandible 1.9; scales 2-30-7; D. III-XII-7; A. II, 15; longest dorsal spine 1.8 in head, longest ray 1.6; longest anal ray 2.3; pectoral 0.8; ventral 1.3; caudal 1.3.

Body short and stout, tapering rapidly to the short, compressed caudal peduncle; head short; snout short; blunt, concave in front of eyes; mouth small, slightly oblique, jaws equal; eye large, high up, interorbital width very narrow; a broad bifid orbital tentacle, none on nape. Scales very large and rough-ctenoid; opercles and entire head rough; lateral line nearly complete, beginning immediately above base of pectoral at upper end of gill-opening and extending parallel with back to posterior



part of middle dorsal fin (or for 12 scales) where there is a break, the line dropping down 3 scales, then continuing with one or two interruptions to base of caudal; belly and breast scaled; dorsals 3, the first of 3 short, flexible spines, close to the second, which has 12 longer, rather stiffer, spines, separated from the third by a space one-third diameter of eye; anal long and low, the membranes deeply notched between the rays; pectoral of 15 rays, broad and short, reaching posterior end of second dorsal; ventral 2, slender.

Color in alcohol: Brown, body crossed by 4 broad blackish bars, one at the origin of second dorsal, one under last spines of same fin, the third between second and third dorsals, and the fourth under third dorsal; an inky-black bar across caudal peduncle at base of caudal fin; head and under parts rusty; fins all barred with light and dark; caudal with a narrow light bar at base, then a black one, then a broader white one, followed by a much broader dark bar containing some white areas, the fin finally tipped with white. Puerto Rico. Two specimens of this well-marked and interesting species were obtained by the U. S. Fish Commission expedition to Puerto Rico, the type 1.5 inches long (No. 49368, U.S.N.M.), taken on the Cardona Light-House Reef, at Ponce, February 1, 1899, and another specimen of about the same size taken at the same place the preceding day.

(Named for Dr. David Starr Jordan.)

*Gillias jordani*, EVERMANN & MARSH, Rept. U. S. Fish Com. 1899 (Dec. 19, 1899), 357, Cordona Light-House Reef, Ponce, P. R. (coll. Evermann & Marsh.)

Page 2357. After *Malacoctenus lugubris* (Poey), insert:

2696 (a). MALACOTENUS CULEBRE, Evermann & Marsh.

Head 3.35; depth 5; eye 4.2; snout 4.5; maxillary 2.2; mandible 1.8; interorbital 6.5; scales 2-35-11; D. XXI, 8; A. II, 18; pectoral 1.3; ventral 1.3; caudal 1.4.

Body slender, compressed; head rather long, pointed, upper profile convex; mouth large, the maxillary nearly reaching posterior border of orbit; lips thick, jaws equal; teeth very small, conical, a single row in each jaw; a single nasal, ocular, and nuchal filament; dorsal fin moderately high, originating above the origin of lateral line, a shallow notch in front of last two dorsal spines, the membrane free from caudal; anal origin under about tenth dorsal spine; caudal somewhat pointed; pectoral large, reaching anal; ventrals moderate, not reaching anus, of two rays, no spine evident; lateral line distinct throughout, running high anteriorly, where it is slightly curved, turning abruptly downward over the origin of anal, thence median to base of caudal.

Color in spirits: Body everywhere mottled with dark brown, in somewhat regularly arranged blotches, a series of about nine of these at the base of dorsal, barely extending upon the fin; a similar series of much smaller ones at base of anal, not evident on all specimens; below the series at base of dorsal are two other series of the same blotches less deep in color and not so well defined, extending the length of body and sometimes forming, with the upper series, more or less broken vertical bars;

between the blotches a lighter shade of brown is interwoven with pale streaks of ground color: head nearly pale below, save some dark on chin and isthmus; two wide streaks from eye across cheek; opercle dark brown; top of head with the color of body; lips with brown and pale stripes; posterior half of maxillary pale; dorsal rather dark; caudal uniform gray or faintly barred; anal similar to dorsal in color; the rays with pale tips forming a white edge; pectoral like caudal; ventrals pale. Length about 1.5 inches.

A plainly marked species most closely related to *M. lugubris* (Poey). Puerto Rico; only 3 specimens known, all from the coral reefs about Culebra Island, February 9, 1899.

(Named for the type locality.)

*Malacoctenus cul bre*, EVERMANN & MARSH, Rept. U. S. Fish Com. 1899 (Dec. 19, 1899), 357, Culebra Island. (Type, No. 49369, U. S. N. M. Coll. Evermann & Marsh.)

Page 2358. After *Malacoctenus gillii* (Steindachner), insert:

2697 (a). MALACOCOCTENUS MOOREI. Evermann & Marsh.

Head 3.6; depth 3.7; eye 3.5; snout 3.4; maxillary 4.5; mandible 4.5; interorbital 4; scales 3-45-5. D. XXII, 11; A. II, 20; pectoral 1 in head; ventral 1.2; caudal 1.2; longest dorsal spine 1.5, ray 1.2; longest anal ray 1.5.

Body short, rather stout, compressed; head short, snout short, but pointed; mouth rather small, little oblique, the gape scarcely reaching orbit; teeth in each jaw in a single series; gill membranes broadly united across the isthmus; eye small, interorbital space wide; dorsal outline rising abruptly to above eye, thence gently curved to origin of dorsal fin, and from there nearly straight to base of caudal fin; ventral outline regularly convex.

Color in alcohol: Light olivaceous, the body crossed by about 9 or 10 broad dark vertical bars, which extend upon dorsal fin, these usually broadest above, the pale interspaces therefore broadest on lower half of body; the fourth from last is a narrow dark line, the one following it is a double spot, the next narrow and indistinct, the last, at base of caudal, more distinct, followed by 3 small irregular white spots; top of head brown; side of head with fine punctulations; a dark line running forward from eye, a dark spot below eye, 2 or 3 dark blotches on anterior edge of opercle; under surface of head crossed by 3 or 4 irregular, indistinct dark lines; caudal and anal with fine dusky punctulations; pectoral and ventrals pale.

This species is close to *M. gillii*, from which it may be distinguished by the larger dorsal and anal fins, the greater depth, wider interorbital, and the coloration.

Puerto Rico; known only from the type, 1.4 inches long, obtained by the U. S. Fish Commission expedition to Puerto Rico, February 11, 1899.

(Named for Dr. H. F. Moore, naturalist on the U. S. Fish Commission steamer *Albatross*.)

*Malacoctenus moorei*, EVERMANN & MARSH, Rept. U. S. Fish Com. 1899 (Dec. 19, 1899), 358, Culebra Island. (Type, No. 49370, U. S. N. M. Coll. Evermann & Marsh.)

Page 2358. After *Malacoctenus bimaculatus* (Steindachner), insert:

2697 (b). MALACOTENUS PUERTORICENSIS, Evermann & Marsh.

Head 3.4; depth 3.4; eye 4; snout 3.5; maxillary 3.4; mandible 2.6; interorbital 7; preorbital 8; scales 4-44-8. D. xx, 10; A. ii, 19; P. 14; V. 2; C. 13.

Body short, stout, compressed; head rather long, snout long and pointed; mouth small, little oblique, the maxillary scarcely reaching front of orbit; teeth in a single row in each jaw; gill-membranes broadly united, free from the isthmus; eyes high up, interorbital narrow; caudal peduncle short, compressed, its least depth about 3 in head. Fins rather large; origin of dorsal over upper end of gill-opening, first spine slightly shorter than second, which is somewhat longer than the third, whose length is about 2.2 in head; no notch behind third and fourth spines, all the spines from third to fifteenth being about equal in length, the sixteenth and seventeenth being somewhat shorter, the remaining three progressively longer; soft dorsal higher, its longest ray about 1.7 in head; longest anal ray 1.7; pectoral broad, 1.25 in head, reaching anal; ventral barely reaching origin of anal; a pair of slender ocular cirri, a small supraocular one, a short, slender, nasal cirrus and a few very slender ones at the nape; scales large, not crowded anteriorly; lateral line well arched above the pectoral.

Color in alcohol: Brown, much spotted and vermiculated with darker; top of head brown, sides and under parts pale, crossed by about 5 broad, irregular brown bars; side of body with about 5 or 6 broad, dark cross-bars, broader than the paler interspaces, broadest and darkest above and extending upon dorsal fin; under parts of body paler, more speckled; spinous dorsal with numerous small brown specks, a large, black ocellus on base of 3 anterior spines, and a larger one on base of last 4 dorsal spines, being chiefly on body; soft dorsal, caudal, and anal each crossed by several series of small brown spots; pectoral and ventrals pale, the pectoral with a few brown spots at base.

The above description from the type, a female, 2.5 inches long, obtained at Hucares, February 14. Three female cotypes gotten at Fajardo, February 17, and one at Culebra, February 9, agree closely with the type; 2 of these, however, show faint traces of narrow horizontal lines along lower part of side.

A male, 2.5 inches long, from Culebra, February 11, taken as one of the cotypes, may be described as follows: Head 3.5; depth 3.7; eye 3.8; snout 3.2; maxillary 3.1; mandible 2.4; interorbital 7; preorbital 6.2; scales 3-45-9; D. xx, 10; A. ii, 19; P. 14; V. 2; C. 13; longest dorsal spine 2 in head, longest anal ray 1.4; longest anal ray 1.5; pectoral 1; ventral 1.1; caudal 1.1. Color in alcohol, tolerably uniform brown; crossbars on side very faint; longitudinal lines more evident than in the female; throat and under parts of head mottled with white and light brown; fins less speckled than in female, the soft dorsal and anal pale, almost without spots.

Another male, 2.25 inches long, from Culebra, February 11, agrees with

the large specimen just described, except that the crossbars on body are more distinct.

This species most closely resembles *M. bimaculatus* Steindachner, from which it differs in the larger head, greater depth, smaller mouth, narrower interorbital, and in the color. The tips of the anal rays are not white, the soft dorsal is spotted like the caudal and anal, and there are no white spots on base of pectoral, as is said to be the case in *M. bimaculatus*.

Puerto Rico; known from the 7 specimens mentioned above, all obtained by the U. S. Fish Commission expedition to Puerto Rico.

*Malacoctenus puertoricensis*, EVERMANN & MARSH, Rept. U. S. Fish Com. 1899 (Dec. 19 1899), 358, Hucares, P. R. (Type, No. 49371, U.S.N.M. Coll. Evermann & Marsh.)

Page 2369. Before *Auchenopterus*, Günther, insert:

878 (a). AUCHENISTIUS, Evermann & Marsh.

*Auchenistius*, EVERMANN & MARSH, Rept. U. S. Fish Com. 1899 (Dec. 19, 1899), 359 (*stahli*).

This genus has the form of *Auchenopterus* and suggests that genus strongly. It differs in the absence of a lateral line, in the much smaller scales, in the absence of a notch at the front of the dorsal fin, and in the union of the membrane of the anal fin with that of the caudal.

(ἀὐχίη, nape; ἰστῖον, sail or fin.)

2711 (a). AUCHEXISTIUS STAHLI, Evermann & Marsh.

Head 5; depth 6.5; eye 4.8; snout 6; maxillary 2.8; scales about 58, about 12 in transverse series; D. XLI or XLII; A. II, 23 or 24; pectoral 2.5; ventral 2.2; caudal 1.3.

Body elongate, somewhat compressed, especially posteriorly, the dorsal and ventral outlines alike; head small, upper profile straight and descending; snout moderate, pointed; mouth large, the maxillary reaching to or beyond middle of eye; the jaws equal, heavy and projecting; teeth in lower jaw conical, short and strong, slightly recurved, in one row; teeth in upper jaw similar to those in lower, but a small patch of smaller teeth in front of jaw behind the main row; teeth on vomer; gill-membranes joined to the isthmus; nostrils with short tubes, a single flap above each eye and one on each side of nape; dorsal fin long, of spines only; last four spines somewhat longer than the preceding, forming a shallow notch, a feature lacking in the other examples; anal origin about midway between tip of snout and tip of caudal, the fin similar to dorsal in shape, but somewhat lower; membrane of dorsal and anal joined to caudal; caudal small, pointed; pectoral small, of 8 rays; ventral small, of 2 rays.

Color in spirits; Body everywhere with a very slight yellowish tinge, in some specimens a faded gray; one specimen has traces of 10 or 12 dark crossbars; fins all pale, in one case with the dorsal and anal dark-edged.

Puerto Rico; known from the type, a specimen 1.2 inches long, obtained by the U. S. Fish Commission expedition to Puerto Rico, February 1, 1899, at Ponce, and 13 cotypes, 8 from the coral and algae on the reefs at the mouth of Culebra harbor, and 5 from Puerto Real.

("Named for Dr. A. Stahl, of Bayamon, Puerto Rico, who, under many difficulties put in his way by Spanish authorities, made important collections of natural history objects of that island.")

*Auchenistius stahli*, EVERMANN & MARSH, Rept. U. S. Fish Com. 1899 (Dec. 19, 1899), 359, Ponce, P. R. (Type, No. 49372, U.S.N.M. Coll. Evermann & Marsh.)

Page 2373. Before *Auchenopterus fasciatus* (Steindacher), insert:

2717 (a). *AUCHENOPTERUS ALBICAUDUS*, Evermann & Marsh.

Head 3.2; depth 4; eye 4; snout 4.1; maxillary 2.2; mandible 1.6; interorbital 5.3; D. XXX, 1; A. II, 17; pectoral 1.4; ventral 1.5; caudal 1.6; branchiostegals 6; scales 1-34-6.

Body rather short, compressed; dorsal outline not elevated; head moderate, not broad; snout short, pointed; mouth large, oblique, maxillary extending to below middle of eye; lips broad, prominent; a band of conical teeth on each jaw, those on side somewhat enlarged and recurved; a patch of teeth on vomer, none on palatines; gill-membranes broadly united, free from isthmus; eye large, high up; nasal, supraocular, and nuchal regions with fringed tuft-like cirri; a considerable notch between fourth and fifth dorsal spines, but not reaching base of membrane; longest anterior spine scarcely as long as those of the posterior portion; scales large, reduced anteriorly; lateral line anteriorly separated from the dorsal fin by only one scale; head naked.

Color: Uniform dark brown on head and body, no dark crossbars; dorsal brown, mottled with lighter, narrowly edged with white; a black spot upon anterior 3 or 4 spines and a large black ocellus upon posterior portion of fin between twenty-second and twenty-fourth spines; anal rather darker, with narrow white edge; caudal peduncle black, the fin abruptly white at base, the entire fin being clear white, entirely without specks; pectoral black at base, then barred with white and dark; ventral black at base, the outer two-thirds barred with black and white.

This species seems to be related to the Pacific-coast species, *Auchenopterus integripinnis*, which it closely resembles, but differs from that species in the larger scales, the deeper body, and the coloration.

Puerto Rico; known only from the type, a specimen 1.5 inches long, obtained by the U. S. Fish Commission expedition to Puerto Rico, February 4, 1899.

(*albus*, white; *cauda*, tail.)

*Auchenopterus albicaudus*, EVERMANN & MARSH, Rept. U. S. Fish Com. 1899 (Dec. 19, 1899), 360, Arroyo, P. R. (Type, No. 49373, U.S.N.M. Coll. Evermann & Marsh.)

2717 (b). *AUCHENOPTERUS RUBESCENS*, Evermann & Marsh.

Head 3.4; depth 5; eye 5; snout 3.8; maxillary 2.6; interorbital 5.8; scales 2-32-8; D. XXX, 1; A. II, 18; pectoral 1.5; ventral 2; caudal 1.4.

Body slender and compressed; head moderate, somewhat compressed above; snout pointed; mouth moderate, the jaws equal, the maxillary about reaching front of pupil; lips, especially the upper, prominent; teeth small, conical and sharp, in both jaws, in a numerous patch on front of

upper jaw, fewer on sides; in lower jaw less numerous in front, a long single row of somewhat stronger teeth on sides; eye not large; a small nasal flap, and a 3- or 4-branched tentacle over eye and one at nape; scales rather large and regularly arranged; dorsal fin with a notch behind third spine, and with one unbranched soft ray at its end, the membrane joined to caudal: origin of anal under eleventh dorsal spine; lateral line as usual in *Auchenopterus*.

Color in spirits: Everywhere a nearly uniform faded pink, save breast and lower side of head, which are paler; a small, inconspicuous dark round spot on dorsal fin, at twenty-third and twenty-fourth spines, a little nearer base than margin, and made up of very small black punctulations; indications of a yellow tinge on front of dorsal and base of anal in life: fins otherwise all pale.

Puerto Rico; known only from the type, a specimen 1.3 inches long, obtained by the United States Fish Commission expedition to Puerto Rico January 27, 1899. (*rubescens*, reddening.)

*Auchenopterus rubescens*, EVERMANN & MARSH, Rept. U. S. Fish Com. 1899 (Dec. 19, 1899), 360, Puerto Real, P. R. (Type, No. 49374, U.S.N.M. Coll. Evermann & Marsh.)

2717 (c). *AUCHENOPTERUS CINGULATUS*, Evermann & Marsh.

Head 3; depth 4.4; eye 5; snout 4.2; maxillary 2.2; interorbital 6; scales 2-29-7; D. IV-XXIV, the longest spines 3 in head: A. II, 16, the longest ray 2.25 in head; pectoral 1.3; ventral 1.8; caudal 1.6. Body rather long and slender, strongly compressed; head large, little compressed; snout moderately sharp; mouth large, maxillary reaching posterior border of eye, the lips heavy, the jaws subequal or the lower very slightly projecting: teeth conical and sharp, in more than one row in each jaw, most numerous in front: a patch on vomer: a nasal filament, a 3- or 4-branched supraocular tentacle, and a 4-branched nuchal tentacle, the branches of the latter each with a dark dot on their anterior surface. Dorsal originating over edge of preopercle, of spines only, the second slightly longer than first; second, third, and fourth graduated, the fourth comparatively short, thus forming a notch partly separating the first 4 spines from rest of fin; dorsal membrane joined low with caudal; anal free from caudal, about as high as dorsal, its thirteenth and fourteenth rays longest; first anal spine under tenth or eleventh dorsal spine: caudal rounded, shorter than head, of about 13 rays; pectoral large, reaching anal, of 12 rays; ventrals moderate, of 2 rays, the spine not evident. Lateral line running high to eleventh dorsal spine, here abruptly decurved two rows of scales, thence median to base of caudal.

Color in spirits: Body and head pale yellow; body with 4 heavy dark-brown vertical bars, each about 4 rows of scales wide, extending on the vertical fins; membrane of anterior dorsal spines, opercle, occipital, and scapular region blotched with the same color; a dark bar backward and downward from eye across cheek, rather more than one-half width of eye; top of head between and behind eyes darkened; preorbital, maxillary, lips, and under part of head thickly punctulate with dark; dorsal and anal barred with the extensions of the wide dark body bars, and with the

alternating narrower pale interspaces; caudal mottled or irregularly barred with grayish, its base with the plain pale-yellow ground color, which is sharply separated from the rest of the fin by a curved dark line; posterior half of pectoral barred with dark formed of dots on the rays, the first bar plainest; basal half of pectoral pale; ventral with basal portion dark, the rest barred like pectoral.

A pretty and strongly marked blenny, known only from Puerto Rico, where 4 specimens were obtained on the coral reefs at Ponce and 1 at Puerto Real by the U. S. Fish Commission expedition to Puerto Rico.

(*cingulatus*, banded, from the conspicuous vertical bars.)

*Auchenopterus cingulatus*, EVERMANN & MARSH, Rept. U. S. Fish Com. 1899 (Dec. 19, 1899), 361, Ponce, P. R. (Type, No. 49375, U.S.N.M. Coll. Evermann & Marsh.)

2717 (d). *AUCHENOPTERUS FAJARDO*, Evermann & Marsh.

Head 3.25; depth 4.8; eye 4.2; snout 4.8; maxillary 1.7; mandible 1.5; interorbital 5.5; scales 2-37-8; B. XXIX, 1, the longest spine 2.3 in head; A. II, 17; pectoral 1.4; ventral 1.7; caudal 1.4. Body elongate, strongly compressed posteriorly; head moderate, little compressed; mouth large, the long and slender maxillary reaching beyond the posterior border of orbit; jaws subequal; teeth of upper jaw conical and sharp, in a patch in front, becoming one row posteriorly; teeth in lower jaw similar, but fewer and weaker; vomerine teeth in two series. Nasal, ocular, and nuchal tentacles present, all but the nasal about 5-branched. Dorsal origin over edge of preopercle, the first 4 spines graduated, the fourth shortest, thus forming a notch; dorsal ending with an unbranched soft ray, the joints visible under a strong lens; membrane of dorsal joined low to caudal; anal origin under eleventh dorsal spine and the decurved portion of lateral line; pectoral reaching past front of anal; ventral moderate, of 3 rays, the innermost shorter and slenderer.

Color in spirits: Body and head light reddish, becoming a little paler posteriorly; body with traces of 6 or 8 dark vertical bars extending on the fins, their margins ill defined; breast pale, 2 dark reddish bars downward and backward from eye across upper and lower edge of cheek to opercle; maxillary blotched with dark; upper lip and tips of both jaws dark; lower part of head spotted with dark; a row of about 5 small dark spots on edge of preopercle; iris pink; dorsal and anal fins gray, except for the extensions of the dark bars of the body and a few white spots on the dorsal; a distinct ocellus on the twenty-second, twenty-third, and twenty-fourth dorsal spines and their membranes; base of caudal gray, like the ground color of dorsal and anal; posterior part of caudal with gray mottlings on the rays only, this portion separated from the basal part by a space without pigment on rays or membrane, making a distinct vertical bar; pectoral and ventrals mottled. Puerto Rico.

A handsomely colored blenny, known only from the type, 1.63 inches long, collected February 17, 1899, by the the U. S. Fish Commission expedition to Puerto Rico. (Named for the type locality.)

*Auchenopterus fajardo*, EVERMANN & MARSH, Rept. U. S. Fish Com. 1899 (Dec. 19, 1899), 361, Fajardo, P. R. (Type, No. 49376, U.S.N.M. Coll. Evermann & Marsh.)

Page 2400. Before *Ophioblennius*, Gill, insert:

893 (a). **CORALLIOZETUS**, Evermann & Marsh.

*Coralliozetus*, EVERMANN & MARSH, Rept. U. S. Fish Com. 1899 (Dec. 19, 1899), 362 (*cardone*).

Body slender and strongly compressed, without scales; head large, sub-cylindrical, bluntly pointed; mouth large; teeth not hooked, about 8 enlarged conical ones in front of each jaw, smaller ones behind; vomer with teeth; dorsal fin with a notch between the rays and spines, the membrane connected with caudal; caudal fin rounded; pectoral large, ventrals small and inserted slightly in advance of pectorals. A strongly marked genus, conspicuous in appearance by its heavy head and thin body, probably related to *Ophioblennius*, from which it is technically separated by the absence of hooked canine teeth, the convex caudal, and the entire absence of a lateral line.

(κοράλλιον, coral; ζητέω, I seek.)

2753 (a). **CORALLIOZETUS CARDONE**, Evermann & Marsh.

Head 4; depth 5.6; eye 5; snout 4; maxillary 2; D. XVII, 11; A. 21; pectoral 1.3; ventral 1.8; caudal 1.4.

Body scaleless, slender, much compressed; head large and heavy, not compressed nor depressed; snout very short and blunt; mouth large, horizontal, low in position, the maxillary reaching far beyond the eye; eyes small, close together, placed high and well forward; teeth conical, in a patch on the front of each jaw, an outer row of about 8 teeth (4 on a side) in each jaw, much enlarged; a single row of smaller teeth on sides of each jaw; teeth on vomer; a small flap at the nostril and two short filaments above eye, one much the smaller; no appendages at the nape. Dorsal fin long and high, of slender, flexible spines, and longer soft rays, a notch between the soft and spinous portions; anal longer and lower than soft dorsal; anal and dorsal free from caudal; caudal rounded; pectoral large, wide as body, reaching anal or beyond; ventral small, inserted before pectoral, of 3 rays, the innermost very slender.

Color in spirits: Body dark red, much paler in one specimen; head everywhere inky, this color dusted upon the body, particularly on the anterior portion; a pale gray bar downward and backward across cheek; fins pale, except ventrals and front of dorsal, which have color of head; a row of small rosy spots along bases of anal rays, seemingly in the flesh; sometimes a similar fainter row along base of dorsal. Known only from Puerto Rico, where 3 specimens, each about 1 inch long, were obtained in February, 1899, by the U. S. Fish Commission expedition to that island.

(Named for Cardona, a little islet off Playa de Ponce, on the reef of which the type was collected.)

*Coralliozetus cardone*, EVERMANN & MARSH, Rept. U. S. Fish Com. 1899 (Dec. 19, 1899), 362, Cardona Islet, P. R. (Type, No. 49377, U.S.N.M. Coll. Evermann & Marsh.)



Page 2471. After *Lycenchelys parillus* (Goode & Bean), insert the following:

2833 (a). LYCENCHELYS MURENA (Collett).

Head nearly 8; depth about 20; eye 4.5; D. 112 (including one-half of caudal, 118); A. 95 (101); P. 13. Body everywhere scaled, head and fins naked; ventrals comparatively close together, 6 times length of pectoral; jaws with teeth in a single series. Lateral line present, but difficult to trace in its entirety; from upper angle of gill-opening a series of rather closely placed, very small pores (connected by a narrow line) descends in a curve to a short distance behind vent; after having reached nearly to base of anal, it runs for a short distance nearly horizontally, whereupon it ceases, or can not be followed in the same direction with certainty; another lateral line, however, begins about over the vent, and runs horizontally along median line, becoming obsolete toward end of tail; the pores herein are very small and more widely separated, and can be seen only by close observation; the short whitish line which runs through each pore forms here no accompanying line. Length 7 to 11 inches. North Atlantic. Recently taken by the *Ingolf* expedition in Denmark Strait.

*Lycodes murena*, COLLETT, Lorch. Selsk. Christ., No. 14, 15, 1878, off Traenen, in Helgeland, Norway; Lütken, *Ingolf* Expedition, 20, 1898.

*Lycenchelys murena*, GOODE & BEAN, *Oceanic Ichth.*, 309, 1896.

Page 2578. *Chalinura simula*, Goode & Bean, was taken by the *Ingolf* in Denmark Strait in 912 to 1,236 fathoms.

Page 2587. Before *Cælorhynchus*, Giorna, insert the following:

2963 (a). MACBOURUS INGOLFI, Lütken.

The head is contained about 5 times in the total length. The superior or frontal surface of the snout is separated from the inferior or more forwardly directed part by a well-developed crest or edge, terminating in 3 spinose osseous tubercles, 1 directly in the middle and 1 on each side, close before the naked spot, where the nostrils have their place, and continued both above and below the orbits. The broadly triangular snout is prolonged fairly over and before the mouth, which is relatively little, the corners of the mouth falling in a line with the anterior margin of the middle of the orbits. The eyes are large, their diameter surpassing the breadth of the front between the eyes. The teeth form a fine card in both jaws. The head is scaled with the exception of the gill-membrane, the isthmus, and its foremost superior margin, and almost the whole lower surface. The naked part of the snout is handsomely embroidered with rows of slime glands. The first dorsal, counting 11+9 rays, is singularly high and its longest (second) ray is serrate and as long as the head. The second dorsal begins much forward, its foremost rudimentary rays may be followed until not far from the posterior margin of the first dorsal fin. The pectoral contains 20 rays, and the ventrals, whose external ray tapers to a fine thread and reaches a long stretch beyond the anus, have 8 rays. It may also be remarked that the tail, as in other Macrurians, is really

pointed behind, but in several specimens has lost a shorter or longer part; but the wound has healed, and on the thus truncated point of the tail is developed a distinct caudal fin, a phenomenon which is also observed in some specimens of the preceding species. The scales show distinct rows of thorns, not however so much projecting as in *M. goodei*. (Lütken.)

Several specimens taken by the *Ingolf* about Iceland and in Denmark Strait.

*Macrurus ingolfi*, LÜTKEN, Ichth. Results Danish *Ingolf* Exped., 27, 1898, south of Iceland

Page 2622. After *Hippoglossina bollmani*, Gilbert, insert the following:

2988 (a). HIPPOGLOSSINA SABANENSIS, Boulenger.

Head 4; depth  $1\frac{1}{2}$ ; eye 5; width of mouth  $2\frac{3}{4}$  in head; maxillary reaching posterior third of eye; teeth small, more strongly developed on right side; eyes moderately large, the lower a little in advance of the upper; interorbital space tectiform, scarcely half the width of eye. D. 76; A. 63. Gill-rakers very short, tuberculous, 6 on lower arm of first gill-arch; dorsal commencing above anterior third of upper eye, its longest ray 2 in head; left pectoral a little longer than right,  $1\frac{3}{8}$  in head; left ventral twice as long as right, equaling the head; caudal a little shorter than head, its free edge forming a wide angle, the middle rays more than half longer than the outer; depth of caudal peduncle twice its length; scales 33-110-40, strongly ciliate on both sides; lateral line strongly arched above the pectoral. Deep gray brown; 3 large black ocelli bordered with bluish, 2 superposed on middle of body, equally distant, between lateral line and vertical fin, the third on lateral line a little in front of caudal peduncle; pectoral yellowish, ventrals blackish. Length 230 mm. One specimen from Rio Sabana, Darien. (Boulenger.) (*sabanensis*, from the Rio Sabana.)

*Hippoglossina sabanensis*, BOULENGER, Bollettino dei Mus. di Zool. ed. Anat. Comp. della Univ. di Torino, Vol. XIV, No. 346, 4, April 29, 1899, Rio Sabana, Darien. (Coll. Dr. Enrico Festa.)

Page 2789. *Villarius*, Rutter=*Haustor*, Jordan & Evermann. All species of *Ameiurus* have villi.

Page 118. Dr. Albert Günther has recently critically studied the Linnaean type specimens of American fishes in the possession of the Linnaean Society of London, and the results are published in the proceedings of that society for May 24, 1899.

These studies of Dr. Günther necessitate the following changes from the names adopted by us in the earlier parts of this work: The Gaff-Top-sail Catfish becomes

161. FELICHTHYS FELIS (Linnaeus).

The species called by us *Hexanematichthys felis* (Linnaeus) (p. 128) becomes

186. GALEICHTHYS MILBERTI (Cuvier & Valenciennes).

The Red Hind, given by us as *Epinephelus maculosus* (p. 1158), becomes

1553. EPINEPHELUS GUTTATUS (Linnaeus).

The Spotted Jewfish, given as *Promicrops guttatus* (p. 1162), becomes

1557. PROMICROPS ITAIARA (Lichtenstein).

Page 261. After *Notropis heterodon* (Cope), insert:

406 (a). NOTROPIS CALIENTIS Jordan & Snyder.

Head 3.66 in length; depth 3.33; eye 4 in head; snout 4; interorbital space 2.66; depth of caudal peduncle 2.40; height of dorsal 4.66 in length; anal 5.75; length of pectoral 5.66; ventral 6; caudal 3.83; scales in lateral line 33; between dorsal and occiput 15; between dorsal and ventral fins 10; D. 8; A. 7. Body deep and wide, deepest part anterior to insertion of dorsal; caudal peduncle long and slender; snout blunt, rounded; mouth oblique; jaws equal; maxillary reaching to a vertical from posterior nostril. Teeth 4-4, slender, hooked, grinding surface narrow, absent on smallest tooth. Gill-rakers short, blunt; 9 on first arch. Intestinal canal short, with but 1 convolution; peritoneum white, scales large, not notably deeper than long; lateral line incomplete, extending only as far as posterior edge of pectoral. Dorsal fin rounded, the second, third, and fourth rays longest; anal fin similar in shape; ventral rounded, extending to vent, inserted directly under dorsal; pectoral rounded; caudal forked, the lobes rounded.

Color silvery, an indefinite dark band extending from tip of snout to end of caudal peduncle; the band distinct on snout and caudal peduncle, broader and almost obsolete on middle of body; top of head and a narrow band on median dorsal part of body dark; ventral parts of body immaculate, except a narrow, dark band extending along base of anal and ventral part of caudal peduncle; chin white; scales on upper parts with dark edges; dorsal and caudal fins slightly dusky; other fins lighter.

This species is of small size, the mature males measuring about 34 mm. in length of body; the females 43. The males are more slender and have a little less dark color on the body. The affinities of *Notropis calientis* are with *Notropis cayuga*, *jordani*, and others of the subgenus *Chriope*. The species may be distinguished by its small eye, short, rounded snout, deep body, short lateral line, and rounded fins. (Jordan & Snyder.)

Lake Chapala basin, Mexico.

*Notropis calientis*, JORDAN & SNYDER, Bull. U. S. Fish Com. 1899 (1900), 122, Rio Verde, at Aguas Calientes, Mexico. (Type, No. —, L. S. Jr. Univ. Mus. Coll. J. O. Snyder.)

Page 965. The generic name *Rhombus* was first used by Humphreys in 1797 for a genus of mollusks, and can not therefore be used in fishes. Its place in fishes will be taken by *Peprilus* Cuvier (1817).



INDEX TO NAMES OF FISHES MENTIONED IN THE  
"ADDITIONAL ADDENDA" IN PART IV.

---

The following index includes only those names which occur in the "Additional Addenda" found in the present volume. An index complete for the three other parts is given in Part III.

	Page.		Page.
agassizii, Chologaster .....	3156	Chirostoma album .....	3165
Agosia klamathensis .....	3144	breve .....	3157
albicaudus, Auchenopterus .....	3191	chapala .....	3159
album, Chirostoma .....	3165	crystallinum .....	3162
Algansea lacustris .....	3140	diazii .....	3161
Alutera monoceros .....	3178	estor .....	3165
Amblyopsis .....	3157	humboldtianum .....	3157
arge, Eslopsarum .....	3158	lermae .....	3163
arundelii, Gobius .....	3184	ocotlane .....	3163
aubeenaubei, Etheostoma .....	3167	promelas .....	3160
Auchenistius .....	3190	Chologaster .....	3156
stabli .....	3190	agassizii .....	3156
Auchenopterus albicaudus .....	3191	cornutus .....	3156
cingulatus .....	3192	papilliferus .....	3156
fajardo .....	3193	Cichlasoma steindachneri .....	3173
rubescens .....	3191	cingulatus, Auchenopterus .....	3192
Bairdiella miacantha .....	3173	clarkii declivifrons, Salmo .....	3147
baldwini, Prionodes .....	3168	jordani, Salmo .....	3148
balsanus, Istlariius .....	3139	Coralliozetus .....	3194
bathocetor, Salmo .....	3149	cardonae .....	3194
bayamonensis, Gobius .....	3184	cornutus, Chologaster .....	3156
Blennicottus globiceps .....	3179	Cottus gracilis cayuga .....	3178
recalvus .....	3178	crystallinum, Chirostoma .....	3162
Bollmannia boqueronensis .....	3185	culebrae, Malacoctenus .....	3187
boqueronensis, Bollmannia .....	3185	Cyclothone megalops .....	3150
breve, Chirostoma .....	3157	declivifrons, Salmo clarkii .....	3147
caguite, Sydyium .....	3183	decoris, Doratonotus .....	3177
Calamus kendalli .....	3172	Dialarchus .....	3180
caliente, Xenendum .....	3152	snyderi .....	3181
calientis, Notropis .....	3197	diazii, Chirostoma .....	3161
cardone, Coralliozetus .....	3194	digueti, Neomugil .....	3165
carpintis, Netroplus .....	3175	Doratonotus decoris .....	3177
cayuga, Cottus gracilis .....	3178	encaustus, Characodon .....	3150
Centridermichthys globiceps .....	3179	Epinephelus guttatus .....	3197
maculosus .....	3182	maculosus .....	3197
Centrolophide .....	3166	Eslopsarum arge .....	3158
chapala, Chirostoma .....	3159	jordani .....	3157
Falcula .....	3143	estor, Chirostoma .....	3165
Characodon encaustus .....	3150	Etheostoma aubeenaubei .....	3167

	Page.		Page.
<i>Eucalia inconstans</i> .....	3157	<i>lalandi</i> , <i>Seriola</i> .....	3166
<i>Eupomacentrus flavilatus</i> .....	3176	<i>lermae</i> , <i>Chirostoma</i> .....	3163
<i>rectifrenum</i> .....	3176	<i>limantouri</i> , <i>Pæcilia</i> .....	3153
<i>Exinia</i> .....	3182	<i>luitpoldii</i> , <i>Xenendum</i> .....	3152
<i>rubellio</i> .....	3182	<i>Lycenchelys muræna</i> .....	3195
<i>Falcula</i> .....	3143	<i>Lycodontis jordanii</i> .....	3145
<i>chapala</i> .....	3143	<i>Macdonaldia rostrata</i> .....	3150
<i>fajardo</i> , <i>Auchenopterus</i> .....	3193	<i>Macrourus ingolfi</i> .....	3195
<i>Felichthys felis</i> .....	3197	<i>maculosus</i> , <i>Centridermichthys</i> .....	3182
<i>felis</i> , <i>Felichthys</i> .....	3197	<i>Epinephelus</i> .....	3196
<i>festæ</i> , <i>Piabucina</i> .....	3145	<i>Oligocottus</i> .....	3182
<i>Tachysurus</i> .....	3138	<i>Malacoctenus culebræ</i> .....	3187
<i>flavilatus</i> , <i>Eupomacentrus</i> .....	3176	<i>moorei</i> .....	3188
<i>Galeichthys labiatus</i> .....	3137	<i>puertoricensis</i> .....	3189
<i>milberti</i> .....	3197	<i>maxinkuckiensis</i> , <i>Hadropterus</i> .....	3166
<i>garmani</i> , <i>Stolephorus</i> .....	3146	<i>meecki</i> , <i>Microgobius</i> .....	3185
<i>Gasterosteus gymnetes</i> .....	3157	<i>megalops</i> , <i>Cyclothone</i> .....	3150
<i>gilberti</i> , <i>Stolephorus</i> .....	3146	<i>miacantha</i> , <i>Bairdiella</i> .....	3173
<i>Gilbertidia</i> .....	3183	<i>Microgobius meeki</i> .....	3185
<i>Gilbertia</i> .....	3183	<i>milberti</i> , <i>Galeichthys</i> .....	3196
<i>Gillias</i> .....	3186	<i>monoceros</i> , <i>Alutera</i> .....	3178
<i>jordanii</i> .....	3186	<i>montezuma</i> , <i>Xiphophorus</i> .....	3154
<i>globiceps</i> , <i>Blennicottus</i> .....	3179	<i>moorei</i> , <i>Malacoctenus</i> .....	3188
<i>Centridermichthys</i> .....	3179	<i>muræna</i> , <i>Lycenchelys</i> .....	3195
<i>Oligocottus</i> .....	3179	<i>muskoka</i> , <i>Notropis</i> .....	3141
<i>Gobius arundelii</i> .....	3184	<i>Myctophum gracile</i> .....	3150
<i>bayamonensis</i> .....	3184	<i>Nebria occidentalis</i> .....	3173
<i>soporator</i> .....	3184	<i>zestus</i> .....	3173
<i>gracile</i> , <i>Myctophum</i> .....	3150	<i>Neetroplus carpintis</i> .....	3175
<i>gracilis cayaga</i> , <i>Cottus</i> .....	3178	<i>Neonugil</i> .....	3165
<i>Uranidea</i> .....	3178	<i>digueti</i> .....	3165
<i>guttatus</i> , <i>Epinephelus</i> .....	3197	<i>nephelus</i> , <i>Spheroides</i> .....	3178
<i>Promicrops</i> .....	3197	<i>Tetrodon</i> .....	3178
<i>gymnetes</i> , <i>Gasterosteus</i> .....	3157	<i>Notropis calientis</i> .....	3167
<i>Hadropterus maxinkuckiensis</i> .....	3166	<i>muskoka</i> .....	3141
<i>Hæmulon helenæ</i> .....	3171	<i>rascouis</i> .....	3141
<i>Haustor</i> .....	3196	<i>occidentalis</i> , <i>Nebria</i> .....	3173
<i>helenæ</i> , <i>Hæmulon</i> .....	3171	<i>octolæne</i> , <i>Chirostoma</i> .....	3163
<i>Heros istlarius</i> .....	3174	<i>Oligocottus globiceps</i> .....	3179
<i>Hippoglossina sabanensis</i> .....	3196	<i>maculosus</i> .....	3182
<i>humboldtianum</i> , <i>Chirostoma</i> .....	3157	<i>snyderi</i> .....	3182
<i>inconstans</i> , <i>Eucalia</i> .....	3157	<i>Orcella</i> .....	3140
<i>ingolfi</i> , <i>Macrourus</i> .....	3195	<i>Orcula</i> .....	3140
<i>istlarius</i> , <i>Heros</i> .....	3174	<i>papilliferus</i> , <i>Chologaster</i> .....	3156
<i>Istlarius</i> .....	3138	<i>Peprilus</i> .....	3197
<i>balsanus</i> .....	3139	<i>Piabucina festæ</i> .....	3145
<i>itaiara</i> , <i>Promicrops</i> .....	3197	<i>Pæcilia limantouri</i> .....	3153
<i>jordanii</i> , <i>Eslopsarum</i> .....	3157	<i>Pomadasis labraciforme</i> .....	3172
<i>Gillias</i> .....	3186	<i>popoche</i> , <i>Xystosaurus</i> .....	3142
<i>Lycodontis</i> .....	3145	<i>Prionodes baldwini</i> .....	3168
<i>Salmo clarkii</i> .....	3148	<i>promelas</i> , <i>Chirostoma</i> .....	3160
<i>kendalli</i> , <i>Calamus</i> .....	3172	<i>Promicrops guttatus</i> .....	3197
<i>klamathensis</i> , <i>Agosia</i> .....	3144	<i>itaiara</i> .....	3197
<i>labiatus</i> , <i>Galeichthys</i> .....	3137	<i>puertoricensis</i> , <i>Malacoctenus</i> .....	3189
<i>labraciforme</i> , <i>Pomadasis</i> .....	3172	<i>rascouis</i> , <i>Notropis</i> .....	3141
<i>lacustris</i> , <i>Algansea</i> .....	3140	<i>reclusus</i> , <i>Blennicottus</i> .....	3178

	Page.		Page.
rectifrenum, Eupomacentrus .....	3176	Stolephorus garmani .....	3146
Rhégma* .....	3169	gilberti .....	3146
thanmasinm* .....	3170	Stromateidæ .....	3166
Rhombus .....	3197	subterraneus, Typhlichthys .....	3156
rimensis, Rusciculus .....	3179	Tachysurus festæ .....	3138
rosæ, Troglichthys .....	3156	Tetrodon nephelus .....	3178
Typhlichthys .....	3156	spengleri .....	3178
rostrata, Maedonaldia .....	3150	thanmasium, Rhegma .....	3170
rubellio, Eximia .....	3182	Troglichthys .....	3156
rubescens, Auchenopterus .....	3191	rosæ .....	3156
Rusciculus .....	3179	Typhlichthys .....	3157
rimensis .....	3179	rosæ .....	3156
sabanensis, Hippoglossina .....	3196	subterraneus .....	3156
Salmo bathœceter .....	3149	Uranidea gracilis .....	3178
clarkii declivifrons .....	3147	Villarius .....	3196
jordani .....	3148	xaliscone, Xenendum .....	3153
Seriola lalandi .....	3166	Xenendum .....	3151
Sicydium cagnitæ .....	3183	caliente .....	3152
snyderi, Dialarchus .....	3181	luitpoldii .....	3152
Oligocottus .....	3182	xaliscone .....	3153
soporator, Gobius .....	3184	Xiphophorus montezumæ .....	3154
spengleri, Tetrodon .....	3178	Xystrosus .....	3142
Spheroides nephelus .....	3178	popoche .....	3142
stahli, Auchenistius .....	3190	zestus, Nebris .....	3173
steindachneri, Cichlasoma .....	3173		

\* These names occur as new in this volume.





## INDEX TO GENERA AND SPECIES ILLUSTRATED.

Genera and species.	Plate and figure.	Text page.
Abeona minima .....	CCXXVIII, 578	1497
Aboma etheostoma .....	CCCXXVIII, 792	2240
Albamis crysoleucas .....	XLV, 111	250
Abudefduf saxatilis .....	CCXXXIV, 590	1561
acanthias, Squalus .....	VII, 24, 24a	54
Acantharchus pomotis .....	CLV, 418	989
accipiter, Podothecus .....	CCCVIII, 745, 745a	2055
Achirus fasciatus .....	CCCLXXXVII, 948	2700
lincatus .....	CCCLXXXVI, 947	2697
Acipenser brevisrostrum .....	XXI, 47	106
rubicundus .....	XXI, 46	106
sturio oxyrhynchus .....	XX, 45	105
transmontanus .....	XX, 44	104
acipenserinus, Podothecus .....	CCCIX, 746	2061
ackleyi, Raja .....	X, 31	70
Acrocheilus alutaceus .....	XXXIX, 97	208
Acrotus willoughbyi .....	CLI, 408	973
aculeatus, Gasterosteus .....	CXIX, 320	747
Stenotomus .....	CCXII, 545	1346
aens, Tylosurus .....	CXVI, 309	716
acutus, Fodiator .....	CXVII, 315	728
Adinia dugesii .....	CVIII, 290	661
adscensionis, Epinephelus .....	CLXXXII, 482	1152
adpersus, Tautoglabrus .....	CCXXXVI, 595	1577
æglefinus, Melanogrammus .....	CCCLXI, 892, 892a	2542
ænenis, Myoxocephalus .....	CCXCIV, 715, 715a	1972
æsculapius, Alepisaurus .....	XCVI, 258	595
æstivalis marconis, Hyhopsis .....	LIII, 136	316
Pomolobus .....	LXXI, 190	426
Æthoprora lucida .....	XCII, 246	565
Ætobatus narinari .....	XV, XVI, 37, 37a	88
affinis, Atherinops .....	CXXVI, 342	807
Cheilodipterus .....	CLXXIX, 474	1113
Chimera .....	XIX, 40	95
Gambusia .....	CXIII, 299, 299a	680
agassizii, Alepocephalus .....	LXXIV, 197	453
Callionymus .....	CCCXXIII, 779	2186
Dicromita .....	CCCLV, 874	2506
Liparis .....	CCCXVII, 765	2121
Xenichthys .....	CCHI, 527	1287
aggregatus, Cymatogaster .....	CCXXVIII, 579, 579a	1498
Agonostomus monticola .....	CXXVII, 347	819
Agosia falcata .....	LIII, 135	313
klamathensis .....	LII, 133	312
umatilla .....	LII, 134	313
Allia egmontis .....	LX, 158	370
alabama, Alosa .....	LXXII, 192, 192a	2810
alalunga, Germa .....	CXXXIV, 367	871
alatus, Prionotus .....	CCXXIX, 770	2159
albigutta, Kathetostoma .....	CCCXXXIV, 809, 809a	2312
albolineatus, Fundulus .....	CV, 281	649
Albula vulpes .....	LXVIII, 179	411
album, Hæmulon .....	CCHI, 528	1295
Alcidea thoburni .....	CCCLXXXIII, 684	1887
Aldrovandia gracilis .....	XCVIII, 263	610
macrochir .....	XCVIII, 262	609
Alepisaurus æsculapius .....	XCVI, 258	595
ferox .....	XCIV, 257	595
Alepocephalus agassizii .....	LXXIV, 197	453
Aleposomus copei .....	LXXV, 199	459

Genera and species.	Plate and figure.	Text page.
aleutica, <i>Lyconectes</i> .....	CCCXLVI, 844	2444
aleuticus, <i>Cottus</i> .....	CCXCIII, 711	1957
Alexurus armiger .....	CCXXV, 784	2203
Algansea dugesi .....	XL, 98	211
alterata, <i>Gymnosarda</i> .....	CXXXIV, 366	839
Alopias vulpes .....	VI, 20	45
Alosa alabama .....	LXXII, 192, 192a	2810
sapidissima .....	LXXII, 191	427
Alphostes chloropterus .....	CLXXXVI, 488, 488a	1164
alpinus aureolus, <i>Salvelinus</i> .....	LXXXIII, 220	511
altivelis, <i>Sebastolobus</i> .....	CCLXIX, 653	1763
altus, <i>Hybopsis</i> .....	LIV, 138	321
<i>Pseudopriacanthus</i> .....	CXCV, 512	1239
alutacus, <i>Aerocheilus</i> .....	XXXIX, 97	208
Alutera scho-pfi .....	CCLX, 635	1718
scripta .....	CCLX, 636	1719
alutus, <i>Apogonichthys</i> .....	CLXXXVIII, 473	1110
<i>Sebastes</i> .....	CCLXXXII, 660	1799
Ambloplites rupestris .....	CLVI, 419, 419 a, b, c	990
Amblyopsis spelens .....	CXV, 307	706
amblyrhynchus, <i>Hemicaranx</i> .....	CXLI, 386	912
Ameiurus dugesii .....	XXVI, 59, 59a, 59b	138
melas .....	XXVI, 60	141
platycephalus .....	XXVII, 61	142
americana, <i>Morone</i> .....	CLXXXI, 479	1134
americanus, <i>Ammodytes</i> .....	CXXIX, 351	833
<i>Hemirhynchus</i> .....	CCCV, 758	2023
<i>Menticirrhus</i> .....	CCXXV, 572	1474
<i>Polyprion</i> .....	CLXXXI, 480, 480a	1139
<i>Pseudopleuronectes</i> .....	CCCLXXIX, 933	2647
<i>Amia calva</i> .....	XXII, 51, 51a	113
Ammocrypta beanii .....	CLXXII, 455	1064
pellucida clara .....	CLXXII, 454	1063
<i>Ammodytes americanus</i> .....	CXXIX, 351	833
ampullaceus, <i>Saccopharynx</i> .....	LXVI, 175	406
Anableps dowii .....	CXIII, 300	685
analis, <i>Hypocritichthys</i> .....	CCXXX, 582	1500
<i>Neomans</i> .....	CXCVIII, 517	1265
<i>Notacanthus</i> .....	XCVIII, 264	615
Abarichas latifrons .....	CCCXLVI, 845	2446
lepturus .....	CCCXLVII, 847	2447
lupus .....	CCCXLVI, 846	2446
ancylodon, <i>Sagenichthys</i> .....	CXXXI, 564	1416
Ancylopsetta quadrocellata .....	CCCLXXXV, 925	2634
Angelichthys ciliaris .....	CLLIV, 626, 626a	1684
Anguilla chryssypa .....	LV, 143	348
anguilla, letabrus .....	XXV, 57	2788
anguillaris, <i>Zoarces</i> .....	CCCXLVIII, 850	2457
Anisotremus bilineatus .....	CCVIII, 538	1319
surinamensis .....	CCVIII, 537	1318
virginicus .....	CCIX, 539	1322
annularis, <i>Pomoxis</i> .....	CLIV, 415	987
anomulum, <i>Camptostoma</i> .....	XXXIX, 95	205
Anoplarhus atropurpureus .....	CCCLXIII, 835	2422
Anoplopoma fimbria .....	CCCLXXXIX, 674	1862
Anthias asperlinguis .....	CXCIII, 507	1227
antillarum, <i>Talismania</i> .....	LXXIV, 198	455
Antimora viola .....	CCCLXII, 893, 893a	2544
Apeltes quadracus .....	CXX, 322	752
Aphrododerus sayanus .....	CXXXI, 331	786
Aphronotus grunniens .....	CCXXXVI, 574	1484
Apoichthys flavidus .....	CCCLXI, 830	2411
apodus, <i>Neomans</i> .....	CXCVII, 515	1258
Apogon pigmentarius .....	CLXXXVIII, 472	1109
retrosella .....	CLXXXVII, 471	1108
Apogonichthys alutus .....	CLXXXVIII, 473	1110
Apomotis asymmetricus .....	CLIX, 434	998
Aprion macrophthalmus .....	CCL, 523	1280
Apridon cortezianus .....	CCCLXIX, 852	2461
Apusilus dentatus .....	CC, 522	1278
area, <i>Atherina</i> .....	CXXIII, 333	790
Archoplites interruptus .....	CLVII, 420	991
Archosargus probatocephalus .....	CCXVI, 554	1361

Genera and species.	Plate and figure.	Text page.
<i>Archosargus unimaculatus</i> .....		
<i>arctifrons</i> , Calamus .....	CCXVI, 553	1359
<i>Arctoscopus japonicus</i> .....	CCXIV, 550	1355
<i>Arctozenus coruscans</i> .....	CCCXXIII, 807	2297
<i>arcuatus</i> , Pomacanthus .....	XCVI, 259	601
<i>ardens</i> , Catostomus .....	CCLI, 623	1679
<i>arenatus</i> , Priacanthus .....	XXXIV, 84	179
<i>argentatus</i> , Gaidropsarus .....	CXCV, 511	1237
<i>argentea</i> , Bathyclupea .....	CCCLXVII, 906	2559
<i>Steindachneria</i> .....	CXXXI, 352	835
<i>argenteus</i> , Larimus .....	CCCLXVIII, 909	2568
<i>Argentina silus</i> .....	CXXI, 565	1421
<i>Argyropelecus olfersi</i> .....	LXXXVII, 232	526
<i>argyrosomus</i> , <i>Damalichthys</i> .....	XCVII, 261, 261 <i>a</i>	604
<i>nigripinnis</i> .....	CCXXXII, 586	1509
<i>armatus</i> , <i>Leptocottus</i> .....	LXXVI, 203	472
<i>armiger</i> , <i>Alexurus</i> .....	CCCH, 732	2012
<i>Arteidiellus atlanticus</i> .....	CCXXV, 784	2203
<i>Aseelichthys rhodorus</i> .....	CCCLXXXV, 689	1906
<i>ascensionis</i> , <i>Holocentrus</i> .....	CCCV, 739	2025
<i>asper</i> , <i>Exerpes</i> .....	CXXXI, 358	848
<i>aspera</i> , <i>Limanda</i> .....	CCCXXXVII, 818	2367
<i>asperlinguis</i> , <i>Anthias</i> .....	CCCLXXVII, 930	2645
<i>Aspidophoroides guntheri</i> .....	CXCIII, 507	1227
<i>monopterygius</i> .....	CCCXII, 755, 755 <i>a</i> , 755 <i>b</i>	2090
<i>asprella</i> , <i>Crystallaria</i> .....	CCCXII, 756, 756 <i>a</i>	2091
<i>asprellus</i> , <i>Kadulinus</i> .....	CLXXI, 453	1061
<i>aspro</i> , <i>Hadropterus</i> .....	CCCLXXXVII, 695	1920
<i>Asternopteryx gunnelliiformis</i> .....	CLXVI, 438	1032
<i>Astrolytes notospilotus</i> .....	CCCLIII, 834	2420
<i>Astronesthes gemmifer</i> .....	CCCLXXIV, 688, 688 <i>a</i>	1899
<i>richardsoni</i> .....	XCH, 251	586
<i>Astroscopus y. græcum</i> .....	XCIV, 252	587
<i>atchafalayæ</i> , <i>Signalosa</i> .....	CCCXXXIV, 808	2307
<i>Atheresthes stonias</i> .....	LXIX, 184	2809
<i>Atherina area</i> .....	CCCLXXI, 917	2609
<i>stipes</i> .....	CXIII, 333	790
<i>atherinoides</i> , <i>Chriodorns</i> .....	CXXII, 332	790
<i>Atherinops affinis</i> .....	CXVI, 310	719
<i>Atherinopsis californiensis</i> .....	CXXVI, 342	807
<i>atlantica</i> , <i>Eblemmaria</i> .....	CXXV, 341	806
<i>atlanticus</i> , <i>Arteidiellus</i> .....	CCCL, 826	2402
<i>Benthodesmus</i> .....	CCCLXXXV, 689	1906
<i>Rupiscartes</i> .....	CXXXVI, 374	887
<i>Tarpon</i> .....	CCXXXIX, 825	2397
<i>atripinnis</i> , <i>Goodea</i> .....	LXVII, 177	409
<i>atrocandalis</i> , <i>Notropis caynga</i> .....	CXIV, 301	685
<i>atromaculatus</i> , <i>Semotilus</i> .....	XLVI, 114	260
<i>atropurpureus</i> , <i>Anoplarchus</i> .....	XL, 100	222
<i>Auchenopterns nox</i> .....	CCCLIII, 835	2422
<i>Aulorhynchus flavidus</i> .....	CCXXXVII, 819	2373
<i>Aulostomus macula us</i> .....	CXX, 323	754
<i>aurantiacus</i> , <i>Hypohomus</i> .....	CXX, 324	754
<i>auratus</i> , <i>Mullus</i> .....	CLXVIII, 442	1040
<i>aurea</i> , <i>Lampetra</i> .....	CXXXII, 360	856
<i>aureolus</i> , <i>Salvelinus alpinus</i> .....	II, 5	13
<i>auritus</i> , <i>Lepomis</i> .....	LXXXIII, 220	511
<i>aurofrenatum</i> , <i>Sparisoma</i> .....	CLIX, 425, 425 <i>a</i>	1001
<i>aurolineatum</i> , <i>Bathystoma</i> .....	CCXLIH, 610	1634
<i>aurorubens</i> , <i>Rhombolites</i> .....	CCVII, 535	1310
<i>austrinum</i> , <i>Moxostoma</i> .....	CC, 521	1277
<i>Auxis thazard</i> .....	XXXVII, 92	192
<i>Averruncus emmellane</i> .....	CXXXIII, 365	867
<i>sterletus</i> .....	CCCLIX, 749, 749 <i>a</i>	2069
<i>avocetta</i> , <i>Nemichthys</i> .....	CCCX, 750, 750 <i>a</i>	2071
<i>Avocettina gillii</i> .....	LX, 157	369
<i>axillaris</i> , <i>Myoxocephalus</i> .....	LIX, 154, 154 <i>a</i> , 154 <i>b</i>	367
<i>axinophrys</i> , <i>Xystes</i> .....	CCXCVII, 721	2801
<i>aya</i> , <i>Neomacnis</i> .....	CCCX, 752, 752 <i>a</i>	2076
<i>Azevia panamensis</i> .....	CXCVII, 516	1264
<i>aztecus</i> , <i>Notropis</i> .....	CCCLXXXIV, 942	2677
<i>azurea</i> , <i>Hermosilla</i> .....	XLV, 112	258
	CCXIX, 558	1383

Genera and species.	Plate and figure.	Text page.
azureus, Galeichthys	XXIV, 55	2775
Azurina hirundo	CCXXXIII, 588	1544
bahianus, Teuthis	CCCLVI, CCLVII, 629a	1693
Bairdiella chrysur	CCXXII, 566	1433
bairdii, Gastrostomus	LXVII, 176	406
Microspathodon	CCXXXV, 592	1566
bajonado, Calamus	CCXIII, 548	1352
Balistes carolinensis	CLLVIII, 631	1701
balteatus, Leucisens	XLII, 105, 105a	238
Barathrodemus manatinus	CCCLVII, 880	2517
Barathronus bicolor	CCCLVIII, 883	2524
barbata, Brotula	CCCLIV, 871	2500
Pallasina	CCVIII, 744	2049
barbatulum, Lemonema	CCCLXVI, 904	2556
barbatum, Lyconema	CCCLVI, 863	2474
barracuda, Sphyræna	CCXXVIII, 349	823 2841
bartoni, Cichlasoma	CCXXXII, 587	1515
Baseanichthys peninsulae	LXIII, 166, 106a	379
scuticaris	LXIII, 165	378
Bassogigas gillii	CCCLVII, 879	2515
Bassozetes catena	CCCLVI, 876, 876a	2509
normalis	CCCLVI, 875	2507
Bathyclupea argentea	CXXXIX, 352	835
Bathygadus favosus	CCCLXVII, 908	2565
Bathyonus nigripinnis	CCXI, 753	2078
Bathylagus benedicti	LXXXVIII, 234	529
Bathymaster signatus	CCXXXII, 802	2258
Bathyphasma ovigerum	CCXXVIII, 767	2128
Bathypterois quadrifilis	LXXXIX, 238	544
Bathystoma aureolineatum	CCVII, 535	1310
rimator	CCVI, 534	1308
beanii, Ammocrypta	CLXXII, 455	1064
Limanda	CCCLXXXVIII, 632	2646
Serrivomer	LVIII, 153	367
Triglops	CCCLXXXVIII, 697	1924
bella, Hypoclydonia	CLXXX, 475	1115
Bellator egretta	CCXXI, 773	2174
benedicti, Bathylagus	LXXXVIII, 234	529
Benthodesmus atlanticus	CXXXVI, 374	887
Benthosaurus grallator	LXXXIX, 237	543
beryllina, Menidia gracilis	CXXIV, 338	797
beryllinus, Cryptotomus	CCXLII, 608	1625
Beryx splendens	CXXXI, 357	844
bicandalis, Lactophrys	CCCLXII, 639, 639a, 639b	1723
bichir, Polypterus	1, 2	.....
bicolor, Barathronus	CCCLVIII, 883	2524
Leucisens	XLI, 102	232
Rondeletia	XC, 240	548
Rutilus	XLIII, 107	244
bilineata, Lepidopsetta	CCCLXXVI, 923	2643
bilineatus, Anisotremus	CCVIII, 538	1319
Characodon	CIX, 293	668
bilobus, Histiocottus	CCIII, 735	2018
birostris, Manta	XVIII, 39	92
bison, Euophrys	CCXCI, 705	1938
bistrispinus, Rypiticus	CXCIV, 509	1233
bivittatus, Iridio	CCXXXIX, 601	1595
blackfordi, Yarrella	XCH, 249	584
Blenniottus embryum	CCIII, 734	2016 2864
blennioides, Diplesion	CLXX, 449	1053
Blennius cristatus	CCXXXVIII, 821	2382
favosus	CCXXXVIII, 820	2380
Blepsias cirrhosus	CCCLV, 736, 736a, 736b	2018
Bodianus fulvus punctatus	CLXXXII, 481	1146
Boleichthys fusiformis	CLXXVII, 469	1101
boleoides, Radulinus	CCCLXXXVII, 694	1919
Boleosoma caninum	CLXXI, 452	1060
nigrum	CLXX, 450	1056
ohmstedti	CLXXI, 451	1057
bollmani, Opsopodus	XLIV, 110	249
Bollmannia chlamydes	CCCLXXXVIII, 791	2238

Genera and species.	Plate and figure.	Text page.
bonaci, Mycteroperca	CLXXXVII, 492	1174
borealis, Icelinus	CCLXXXIV, 687	1896
Borogadus saida	CCCLIX, 885	2533
boulengeri, Mycteroperca	CLXXXVII, 490	1171
bouvieri, Salmo clarkii	LXXX, 212	496 2819
brachiusculus, Grammicolepis	CLII, 410	974
Brachygenys chrysargyreus	CCVI, 533	1307
Brachyistius frenatus	CCXXIX, 58C	1499
brachyptera, Remora	CCXXX, 797; 797a	2272
Branchiostoma caribæum	I, 1	3
brasiliensis, Hemirhamphus	CXVII, 313	722
Narcine	XIII, 35, 35a	78
Scorpena	CCLXXVII, 669	1842
brevirostris, Hypoprion	V, 18	41
brevirostrum, Acipenser	XXI, 47	106
brevispinis, Sebastodes	CCLXXI, 657	1787
Brevoortia tyrannus	LXXIII, 195	434
Brotula barbata	CCCLIV, 871	2500
brunneus, Ilyopis	LVI, 145	350
Brycon dentex	LV, 141	337
Bryostema nugaror	CCXLI, 829	2410
polyacanthocephalum	CCCNLI, 828	2408
buccata, Ericymba	LI, 129	302
bulleri, Prionodes	CXCI, 503	1213
cærulens, Scarus	CCXLIV, 613	1652
Calamus arctifrons	CCXIV, 559	1355
bajonado	CCXIII, 548	1352
calamus	CCXII, 546	1349
penna	CCXIV, 549	1354
poridens	CCXIII, 547	1350
calamus, Calamus	CCXII, 546	1349
Calechelys muræna	LXIII, 164	378
californica, Tetraracæ	XII, 34, 34a	77
californiensis, Atherinopsis	CXXV, 341	806
Medialuna	CCXX, 560	1391
Typhlogobius	CCXXXII, 795	2262
callarias, Gadus	CCCLXI, 891	2541
Callionymus agassizii	CCXXIII, 779	2186
calliurus, Ioglossus	CCXXXIII, 780	2193
callyodon, Neoliparis	CCXXIV, 760, 760a	2110
Calotomus xenodon	CCXLIII, 609, 609a	1626
calva, Amia	XXII, 51, 51a	113
Campostoma anomalum	XXXIX, 95	205
camurum, Boleosoma	CLXXI, 452	1060
Etheostoma	CLXXII, 456	1076
canadense, Stizostedion	CLXIV, 434	1022
canadus, Rachycentron	CXLVIII, 401	948
canaliculatus, Icelus	CCLXXXVI, 693	1917
Cantherines carola	CCLVIII, 632	1713
capistratus, Chaetodon	CCL, 622	1677
caprinus, Otrynter	CCXI, 543	1345
caprodes, Percina	CLXV, 436, 436a	1026
Caranx crysos	CXLII, 388	923
hippos	CXLI, 387	920
latus	CXLII, 389	921
medusicola	CXLIII, 390	924
carapinus, Coryphænoideis	CCCLXVIII, 911	2579
Carcharhinus lamia	V, 17	38
caribæum, Branchiostoma	I, 1	3
caribæus, Cælorhynchus	CCCLXX, 915	2589
carinatus, Labyrinthys	LIX, 155	368
carinalis, Enneanectes	CCXXXVI, 814	2350
carinatus, Cælorhynchus	CCCLXIX, 914	2588
carola, Cantherines	CCLVIII, 632	1713
carolinensis, Balistes	CCLVIII, 631	1701
carolinus, Prionotus	CCXVIII, 768	2156
Trachinotus	CXLVII, 398	944
carpio, Cyprinodon	CXII, 297	675
Carpiodes cyprinus	XXX, 71	167
caryi, Hypsurus	CCXXXI, 585	1508
cataphractus, Gasterosteus	CXIX, 321	749
catenatus, Fundulus	CIV, 278, 278a	648

Genera and species.	Plate and figure.	Text page.
catena, Bassozetus.....	CCCLVI, 876, 876a	2509
Catostomus ardens.....	XXXIV, 84	179
catostomus.....	XXXII, 77	176
commersonii.....	XXXIV, 83	178
griseus.....	XXXI, 75	175
latipinnis.....	XXXI, 74	174
macrocheilus.....	XXXIII, 81	178
occidentalis.....	XXXIII, 79	178
pocahontis.....	XXXII, 76	175
tahoensis.....	XXXII, 78	177
tsiltecoosensis.....	XXXIII, 80	2793
catostomus, Catostomus.....	XXXII, 77	176
Catulus iter.....	III, 12	25
caudatus, Lepidopus.....	CXXXVI, 373	846
caudilimbatus, Leptocephalus.....	LVII, 149	355
Caularchus maandricus.....	CCXXXV, 812	2328
Caulolatilus microps.....	CCXXX, 799	2277
Caulophryne jordani.....	CCXCI, 957	2735
caurinus, Mylocheilus.....	XL, 99	219
Sebastodes.....	CCLXXIV, 663	1820
cavernosus, Hymenocephalus.....	CCLXXIX, 912	2589
cayorum, Corythoichthys.....	CXX, 326	2838
Ogilbia.....	CCCLV, 873	2503
cayuga atrocandalis, Notropis.....	XLVI, 114	260
Centrarchus macropterus.....	CLV, 417	988
Centrocymnus celolepis.....	VIII, 25	55
Centrolophus niger.....	CXLIX, 403	963
Centropomus undecimalis.....	CLXXX, 476	1118
Centropristes philadelphicus.....	CXCI, 501	1201
striatus.....	CXC, 500	1199
Centreoscyllium fabricii.....	VIII, 26	56
cepedianum, Dorosoma.....	LXIX, 183	416
Cephalacanthus volitans.....	CCXXXIII, 778	2183
cephalus, Mugil.....	CXXVI, 343	811
Ceratias holbrooki.....	CCCLXXXIX, 954	2729
Ceratocottus diceraus.....	CCXCI, 706	1940
Ceratocopelus maderiensis.....	XC, 242	557
cerdale, Scytalina.....	CCCLXVIII, 849, 849a, 849b	2454
Cetomimus gillii.....	XC, 241	549
Cetorhinus maximus.....	VII, 23	51
Chaenobryttus gulosus.....	CLVII, 421	992
Chaenonigil proboscideus.....	CXXVII, 346	816
Chaetodipterus faber.....	CCXLVII, 619	1668
Chaetodon capistratus.....	CCL, 622	1677
nigrirostris.....	CCXLVIII, 620	1673
ocellatus.....	CCXLIX, 621	1674
chaetodon, Mesogonistius.....	CLVIII, 423	995
chaleogramma, Theragra.....	CCCLX, 887	2535
Chalinura simula.....	CCCLXVIII, 910	2578
Channomuricea vittata.....	LXVI, 174	404
Chanos chanos.....	LXIX, 182	414
chanos, Chanos.....	LXIX, 182	414
Characodon bilineatus.....	CIX, 293	668
variatus.....	CXI, 295, 295a	669
Chasmistes copei.....	XXXV, 87	2795
liorus.....	XXXIV, 85	183
stomias.....	XXXV, 86	2794
Chasmodes saburrae.....	CCCLXXXIX, 824	2392
Chauliodon sloanei.....	XIII, 250	585
Channax pictus.....	CCCLXXXIX, 953	2726
Chelodipterus affinis.....	CLXXIX, 474	1113
cheneyi, Cottogaster.....	CLXIX, 445	2851
chesteri, Urophycis.....	CCCLVI, 903	2556
Chiasmodon niger.....	CCXXXIII, 804	2291
chihuahua, Notropis.....	XLVI, 116	265
Chilomycterus schepfi.....	CCLXVI, 648	1748
Chimera affinis.....	XIX, 40	93
Chirostoma humboldtianum.....	CXXIII, 334	793
chirus, Niphistes.....	CCXLIV, 837	2424
Chitonotus pugetensis.....	CCCLXXXIII, 686	1890
chlamydes, Bollmannia.....	CCXXVIII, 791	2238
Chlorichthys grammaticus.....	CXXI, 604	1610
chloropterus, Alphestes.....	CLXXXVI, 488, 488a	1164

Genera and species.	Plate and figure.	Text page.
<i>Chloroscombrus chrysurus</i> .....	CXLV, 394	938
<i>Chologaster cornutus</i> .....	CXV, 305	703
<i>Chriodorus atherinoides</i> .....	CXVI, 310	719
<i>chromis</i> , <i>Pogonias</i> .....	CCXXV, 573	1482
<i>chrysargyreus</i> , <i>Brachygenys</i> .....	CCVI, 533	1307
<i>chrysochloris</i> , <i>Pomolobus</i> .....	LXX, 187	425
<i>chrysops</i> , <i>Roccus</i> .....	CLXXX, 477	1132
<i>Stenotomus</i> .....	CCXI, 544	1346
<i>chrysopterus</i> , <i>Orthopristis</i> .....	CCX, 541	1338
<i>chrysotus</i> , <i>Fundulus</i> .....	CVII, 287	655
<i>chrysur</i> , <i>Bairdiella</i> .....	CCXXII, 566	1433
<i>chrysurus</i> , <i>Chloroscombrus</i> .....	CXLV, 394	938
<i>Microspathodon</i> .....	CCXXXV, 593	1567
<i>Ocyurus</i> .....	CCXIX, 520	1275
<i>chrysypa</i> , <i>Anguilla</i> .....	LV, 143	348
<i>chuss</i> , <i>Urophycis</i> .....	CCCLXV, 902	2555
<i>Cichlasoma bartoni</i> .....	CCXXXII, 587	1515
<i>ciliaris</i> , <i>Angelichthys</i> .....	CCLIV, 626, 626a	1634
<i>ciliatus</i> , <i>Monacanthus</i> .....	CCLIX, 633	1714
<i>Sebastodes</i> .....	CCLXX, 655	1783
<i>cimbrius</i> , <i>Enchelyopus</i> .....	CCCLXVII, 907	2560
<i>cinereum</i> , <i>Etheostoma</i> .....	CLXXIII, 457	1078
<i>Xystema</i> .....	CCXVIII, 556	1372
<i>cirratum</i> , <i>Ginglymostoma</i> .....	IV, 13	26
<i>cirratus</i> , <i>Urophycis</i> .....	CCCLXIV, 899	2553
<i>Cirrhites rivulatus</i> .....	CCXXXVII, 576	1491
<i>cirrhosus</i> , <i>Blepsias</i> .....	CCIV, 736, 736a, 736b	2018
<i>Citharichthys macrops</i> .....	CCCLXXXV, 944	2684
<i>sordidus</i> .....	CCCLXXXIV, 943	2679
<i>clara</i> , <i>Ammocrypta pellucida</i> .....	CLXXII, 454	1063
<i>clarkii bouvieri</i> , <i>Salmo</i> .....	LXXX, 212	496 2819
<i>henshawi</i> , <i>Salmo</i> .....	LXXIX, 208	493 2819
<i>macdonaldi</i> , <i>Salmo</i> .....	LXXXI, 214	497 2819
<i>pleuriticus</i> , <i>Salmo</i> .....	LXXX, 211	496 2819
<i>spilurus</i> , <i>Salmo</i> .....	LXXIX, 210	495 2819
<i>stomias</i> , <i>Salmo</i> .....	LXXX, 213	497 2819
<i>virginalis</i> , <i>Salmo</i> .....	LXXIX, 209	495 2819
<i>Clepticus parre</i> .....	CCXXXVIII, 599	1586
<i>Clevelandia ios</i> .....	CCXXXVIII, 793	2254
<i>Clupea harengus</i> .....	LXX, 185	421
<i>pallasii</i> .....	LXX, 186	422
<i>clupeiformis</i> , <i>Coregonus</i> .....	LXXVI, 202	465
<i>coccogenis</i> , <i>Notropis</i> .....	XLIX, 124	284
<i>cælolepis</i> , <i>Centrocygnus</i> .....	VIII, 25	55
<i>Cælorhynchus caribbeus</i> .....	CCCLXX, 915	2589
<i>carminatus</i> .....	CCCLXIX, 914	2588
<i>occa</i> .....	CCCLXIX, 913	2588
<i>colias</i> , <i>Scomber</i> .....	CXXXIII, 364	866
<i>collei</i> , <i>Hydrolagus</i> .....	XIX, 41	95
<i>Columbia transmontanus</i> .....	CXXII, 330	784
<i>commersonii</i> , <i>Catostomus</i> .....	XXXIV, 83	178
<i>conger</i> , <i>Leptocephalus</i> .....	LVI, 148	354
<i>congestum</i> , <i>Moxostoma</i> .....	XXXVI, 91	192
<i>Congrellus flavidus</i> .....	LVIII, 150	357
<i>copei</i> , <i>Aleposomus</i> .....	LXXV, 199	459
<i>Chasinistes</i> .....	XXXV, 87	2795
<i>Copelandellus quiescens</i> .....	CLXXVI, 468	1100
<i>corallinum</i> , <i>Cryptotrema</i> .....	CCXXXVII, 617	2366
<i>coregonoides</i> , <i>Paralepis</i> .....	XCVI, 260	602
<i>Coregonus clupeiformis</i> .....	LXXXVI, 202	465
<i>coulteri</i> .....	LXXXVI, 201	462
<i>williamsoni</i> .....	LXXXV, 200, 200a	463
<i>cornubica</i> , <i>Lamna</i> .....	VI, 22	49
<i>cornutus</i> , <i>Chologaster</i> .....	CXV, 305	703
<i>Zanclus</i> .....	CCLV, 627	1687
<i>cortezianus</i> , <i>Aprodon</i> .....	CCCLIX, 852	2461

Genera and species.	Plate and figure.	Text page.
cornucans, <i>Arctozenus</i> .....	XCVI, 259	661
<i>Coryphæna hippurus</i> .....	CXLIX, 402	952
<i>Coryphænoides caraphius</i> .....	CCCLXVIII, 911	2579
<i>Corythobranchius cayorum</i> .....	CXX, 326	2838
<i>Cottogaster chenevi</i> .....	CLXIX, 445	2851
<i>sinuamardi</i> .....	CLXVIII, 444	1046
<i>Cottus aleuticus</i> .....	CCXCH, 711	1957
<i>evermanni</i> .....	CCXCH, 797	1945
<i>klamathensis</i> .....	CCXCH, 710	1955
<i>hopomus</i> .....	CCXCIV, 712	1962
<i>perplexus</i> .....	CCXCH, 709	1955
<i>piniceps</i> .....	CCXCIV, 713	1962
<i>punctulatus</i> .....	CCXCH, 708	1948
<i>conesii</i> , <i>Cryptosaras</i> .....	CCXC, 956	2731
<i>coulteri</i> , <i>Coregonus</i> .....	LXXVI, 201	462
<i>crassiceps</i> , <i>Plectromus</i> .....	CXXX, 356	843
<i>crestonis</i> , <i>Tenthis</i> .....	CCLVI, 628	1692
<i>cretense</i> , <i>Spartisoma</i> .....	CCXLV, 616a	.....
<i>cristatus</i> , <i>Bleinius</i> .....	CCXXXVIII, 821	2582
<i>Cristivomer nanaycush</i> .....	LXXXII, 217	504
<i>cristulata</i> , <i>Scorpena</i> .....	CCLXXVI, 668	1841
<i>crocodilus</i> , <i>Lampanyctus</i> .....	XCI, 243	558
<i>crossotus</i> , <i>Etopus</i> .....	CCCLXXXVI, 946	2689
<i>crotilinus</i> , <i>Embryx</i> .....	CCCLXIII, 851	2458
<i>cruentifer</i> , <i>Pisocolonophis</i> .....	LXII, 163	377
<i>crumenophthalmus</i> , <i>Trachurops</i> .....	CXLI, 385	911
<i>Cryptacanthodes maculatus</i> .....	CCCLXV, 843	2443
<i>Cryptosaras conesii</i> .....	CCXC, 956	2731
<i>Cryptotomus beryllinus</i> .....	CXLI, 608	1625
<i>Cryptotoma corallinum</i> .....	CCXXXVII, 817	2366
<i>crysolencas</i> , <i>Abramis</i> .....	XLV, 111	250
<i>crystos</i> , <i>Caranx</i> .....	CXLI, 388	923
<i>Crystallaria asprella</i> .....	CLXXI, 453	1061
<i>culveri</i> , <i>Trachinotus</i> .....	CXLVII, 397	942
<i>curema</i> , <i>Mugil</i> .....	CXXXVI, 344	813
<i>cuvieri</i> , <i>Tetragomurus</i> .....	CLII, 411	976
<i>euzanilla</i> , <i>Scarus</i> .....	CCXLIV, 612	1648
<i>Cycleptus elongatus</i> .....	XXX, 72	168
<i>Cyclopterus lumpus</i> .....	CCCXIII, 757	2096
<i>cyclopus</i> , <i>Liparis</i> .....	CCXCVI, 764, 764a	2118
<i>Cymatogaster aggregatus</i> .....	CCXXVIII, 579, 579a	1498
<i>Cynoscion nebulosus</i> .....	CCXXI, 563	1409
<i>nothus</i> .....	CCXX, 561	1406
<i>regalis</i> .....	CCXX, 562	1407
<i>cypho</i> , <i>Xyrauchen</i> .....	XXXV, 88	184
<i>cyprinella</i> , <i>Ictiobus</i> .....	XXX, 70	163
<i>Cyprinodon carpio</i> .....	CXII, 297	675
<i>variegatus</i> .....	CXI, CXII, 296, 296a	671
<i>cyprinoides</i> , <i>Lophogobius</i> .....	CCXXXVI, 786	2209
<i>cyprinus</i> , <i>Carpiodes</i> .....	XXX, 71	168
<i>Cypsilurus californicus</i> .....	CXIX, 319	{ 740 2830
<i>Dallia pectoralis</i> .....	CXIC, 267	621
<i>Danaulichthys argyrosomus</i> .....	CCXXXII, 586	1509
<i>Dasyatis sabina</i> .....	XIV, 36, 36a	84
<i>Dasycottus setiger</i> .....	CCC, 727	1991
<i>decagrammus</i> , <i>Hexagrammos</i> .....	CCCLXXX, 676, 676a	1867
<i>Decapterus macarellus</i> .....	CXL, 383	909
<i>decurrens</i> , <i>Pleuronichthys</i> .....	CCCLXXXV, 926	2637
<i>dekayi</i> , <i>Isurus</i> .....	VI, 21	48
<i>dennyi</i> , <i>Liparis</i> .....	CCXCVII, 766, 766a	2124
<i>dentatus</i> , <i>Apsilus</i> .....	CC, 522	1278
<i>Grammatostomias</i> .....	XCIV, 254	590
<i>Paralichthys</i> .....	CCCLXXIII, 922	2629
<i>dentex</i> , <i>Brycon</i> .....	LV, 141	337
<i>Osmerus</i> .....	LXXXVI, 229	524
<i>Derichthys serpentinus</i> .....	LV, 142	343
<i>dermatinus</i> , <i>Lycodapus</i> .....	CCCLIV, 870	2492
<i>dermatolepis zaeclis</i> .....	CLXXXVI, 489	2854
<i>dianthus</i> , <i>Fundulus</i> .....	CHI, 275, 275a	645
<i>diapterus</i> , <i>Furchmannus</i> .....	CCCL, 861	2472
<i>dicerans</i> , <i>Ceratocottus</i> .....	CCXCI, 706	1940
<i>Dicrolene intronigra</i> .....	CCCLVII, 882	2522



Genera and species.	Plate and figure.	Text page.
Dicromita agassizii .....	CCCLV, 874	2506
Diodon hystrix .....	CCLXVI, 647	1745
Diplectrum formosum .....	CXCI, 502	1207
Diplesion bleinnioides .....	CLXX, 449	1053
Diplodus holbrookii .....	CCXVII, 555, 555a	1362
dispilus, Iridio .....	CCXL, 602	1597
dodecaedron, Occa .....	CCCVIII, 743	2044
dolichogaster, Pholis .....	CCCLII, 831	2416
dolomieu, Micropterus .....	CLXII, 430, 430a	1011
Dormitator maculatus .....	CCXXIV, 782	2196
dormitor, Philypnus .....	CCXXIV, 781	2194
Dorosoma cepedianum .....	LXIX, 183	416
dorsalis, Microspathodon .....	CCXXXVI, 594	1568
Seriola .....	CXXXIX, 380	902
dovii, Anableps .....	CXIII, 300	685
drummond-hayi, Epinephelus .....	CLXXXIII, 484	1159
ductor, Naucrates .....	CXXXIX, 379	900
dugesii, Adinia .....	CVIII, 290	661
Algae .....	XL, 98	211
Amelurus .....	XXVI, 59, 59a, 59b	138
dulcis, Rhinichthys .....	LII, 132	306
duquesnii, Placopharynx .....	XXXIII, 82	193
earlII, Urophycis .....	CCCLV, 900	2554
Echeneis naucrates .....	CCXXXIX, 796	2269
egmontis, Ahlia .....	LX, 158	370
egretta, Bellator .....	CCXXXI, 773	2174
eigenmanni, Evarra .....	LI, 131	304
Sebastodes .....	CCLXXI, 658	1789
Elanura forficata .....	CCLXXXIX, 701	1930
elassodon, Hippoglossoides .....	CCCLXXII, 920	2615
Elassoma evergladei .....	CLII, 414	982
elegans evides, Gibbonsia .....	CCXXXVI, 815	2352
Eleginus navaga .....	CCCLX, 888	2537
Eleotris pisonis .....	CCXXV, 783	2200
elongatus, Cycleptus .....	XXX, 72	168
Labichthys .....	LIX, 156	369
Ophidion .....	CCLXXXII, 681	1875
Elops saurus .....	LXVII, 178	410
Emblemaria atlantica .....	CCXL, 826	2402
emblematicus, Scarus .....	CCXLV, 614	1654
embryum, Blennicottus .....	CCIII, 734	2016 2864
Embryx crotalinus .....	CCCLXVIII, 851	2458
emiliae, Opsopodus .....	XLIV, 109	248
Emmeekia venusta .....	CCXL, 603	1692
emmelane, Averruncus .....	CCCI, 749, 749a	2069
Empetrichthys merriami .....	CX, 294-294d	667
Enchelyopus cimbrius .....	CCCLXVII, 907	2560
Enneacanthus gloriosus .....	CLVIII, 422	993
Enneanectes carminalis .....	CCXXXVI, 814	2350
Enophrys bison .....	CCXCI, 705	1938
Entosphenus tridentatus .....	I, 4	12
Epinephelus adscensionis .....	CLXXXII, 482	1152
drummond-hayi .....	CLXXXIII, 484	1159
morio .....	CLXXXIV, 485	1160
striatus .....	CLXXXIII, 483	1157
Epinnula magistralis .....	CXXXV, 371	830
Eques lanceolatus .....	CCXXVI, 575	1489
eriarcha, Eurystole .....	CXXV, 339	803
Ericymba buccata .....	LI, 129	302
Erimyzon succetta .....	XXXVI, 89	185
erinacea, Raja .....	IX, 29	68
Erotelis smaragdus .....	CCXXV, 785	2204
Escolar violaceus .....	CXXXV, 370	878 2843
Eslopsarum jordani .....	CXXIII, 335	793 2840
Etelis oculatus .....	CCI, 524	1282
etheostoma, Aboma .....	CCCLXXVIII, 792	2240
Etheostoma camurum .....	CLXII, 456	1076
cinereum .....	CLXXXIII, 457	1078
iowæ .....	CLXXIV, 460	1083
jessie .....	CLXXIV, 461	1084

Genera and species.	Plate and figure.	Text page.
<i>Etheostoma jordani</i> .....	CLXXXIII, 458	1079
<i>julie</i> .....	CLXXVI, 466	1093
<i>lepidogenys</i> .....	CLXXIV, 462	1087
<i>obeyense</i> .....	CLXXXV, 463	1092
<i>pagoi</i> .....	CLXXXV, 464	1092
<i>poitssii</i> .....	CLXXXIII, 459	1082
<i>virgatum</i> .....	CLXXXV, 465	1093
<i>Etropus crossolus</i> .....	CCCLXXXVI, 946	2689
<i>rimosus</i> .....	CCCLXXXV, 945	2688
<i>Eupomacentrus rectifrenum</i> .....	CCXXXIII, 589	1557 3176
<i>Eupomotis euryotus</i> .....	CLXI, 428	1008
<i>gibbosus</i> .....	CLXI, 429	1009
<i>euryotus</i> , <i>Eupomotis</i> .....	CLXI, 428	1008
<i>Enrystole eriarcha</i> .....	CXXXV, 319	803
<i>Evarra eigenmanni</i> .....	LII, 131	304
<i>evergladei</i> , <i>Elassoma</i> .....	CLIII, 414	982
<i>evermanni</i> , <i>Cottus</i> .....	CCXCII, 707	1945
<i>Thyrina</i> .....	CXXXV, 340	804
<i>Evermannia zosterura</i> .....	CCXXIX, 794	2256
<i>evides</i> , <i>Gibbonsia elegans</i> .....	CCCLXXXVI, 814	2352
<i>Hadropterus</i> .....	CLXVII, 440	1036
<i>evionthas</i> , <i>Quassiremus</i> .....	LXIV, 167	380
<i>evolans</i> , <i>Prionotus</i> .....	CCCLXX, 772	2168
<i>Evoplites viridis</i> .....	CXCVI, 514	1246
<i>Evoxymetopon tenuiatus</i> .....	CXXXVI, 372	886
<i>Exerpes asper</i> .....	CCCLXXXVII, 818	2367
<i>exilis</i> , <i>Schilbeodes</i> .....	XXVIII, 65	147
<i>Exocoetus volitans</i> .....	CXVIII, 318	734
<i>Exoglossum maxillingua</i> .....	LIV, 140	327
<i>Exonantes exsiliens</i> .....	CXVIII, 316	732
<i>rondeletii</i> .....	CXVIII, 317	733 2830
<i>exsiliens</i> , <i>Exonantes</i> .....	CXVIII, 316	732 2830
<i>faber</i> , <i>Chaetodipterus</i> .....	CCXLVII, 619	1668
<i>fabricii</i> , <i>Centroscyllum</i> .....	VIII, 26	56
<i>falcata</i> , <i>Agosia</i> .....	LIII, 135	313
<i>phenax</i> , <i>Mycteroperca</i> .....	CLXXXVIII, 495	1185
<i>falcatus</i> , <i>Trachinotus</i> .....	CXLVI, 396	941
<i>fasciatus</i> , <i>Achirus</i> .....	CCCLXXXVII, 948	2706
<i>favosus</i> , <i>Bathygadus</i> .....	CCCLXXVI, 908	2565
<i>Blennioides</i> .....	CCCLXXXVIII, 820	2380
<i>Felichthys felis</i> .....	XXIII, 52	118
<i>felis</i> , <i>Felichthys</i> .....	XXIII, 52	118
<i>ferox</i> , <i>Alepisaurus</i> .....	XCIV, 257	595
<i>Stomias</i> .....	XCIV, 253	588
<i>ferruginea</i> , <i>Limanda</i> .....	CCCLXXXVII, 929	2644
<i>fimbria</i> , <i>Anoplopoma</i> .....	CCLXXIX, 674	1862
<i>Flammeo marianus</i> .....	CXXXI, 359	852 2871
<i>flavescens</i> , <i>Perca</i> .....	CLXV, 435	1023
<i>flavidus</i> , <i>Apodichthys</i> .....	CCCLXI, 830	2411
<i>Aulorhynchus</i> .....	CXX, 323	754
<i>Congrellus</i> .....	LVIII, 150	357
<i>flavus</i> , <i>Noturus</i> .....	XXVII, 63	144
<i>flora</i> , <i>Neoliparis</i> .....	CCXV, 762	2111
<i>florida</i> , <i>Jordanella</i> .....	CXII, 298	677
<i>fodiator acutus</i> .....	CXVII, 315	728
<i>foetens</i> , <i>Synodus</i> .....	LXXXVIII, 236	538
<i>fonticola</i> , <i>Microperca</i> .....	CLXXVII, 470	1104
<i>fontinalis</i> , <i>Salvelinus</i> .....	LXXXII, 218	506
<i>forficata</i> , <i>Elanura</i> .....	CCCLXXXIX, 701	1930
<i>formosa</i> , <i>Heterandria</i> .....	CXIV, 302	687
<i>formosum</i> , <i>Diplecetrum</i> .....	CXCI, 502	1207
<i>francisci</i> , <i>Gyroplocheilus</i> .....	III, 9	20
<i>frenatus</i> , <i>Brachyistius</i> .....	CCXXIX, 580	1499
<i>Sarritor</i> .....	CCXX, 751	2073
<i>frigidus</i> , <i>Lycodes</i> .....	CCCL, 856	2465
<i>fulvus</i> , <i>Physiculus</i> .....	CCCLXIII, 896	2547
<i>punctatus</i> , <i>Bodianus</i> .....	CLXXXII, 481	1146
<i>funduloides</i> , <i>Fundulus</i> .....	CVI, 282	650
<i>Fundulus albolineatus</i> .....	CV, 281	649

Genera and species.	Plate and figure.	Text page.
<i>Fundulus catenatus</i> .....	CIV, 278, 278a	618
<i>chrysolus</i> .....	CVII, 287	655
<i>dlaphanus</i> .....	CIII, 275, 275a	645
<i>funduloides</i> .....	CVI, 282	650
<i>goodei</i> .....	CIX, 291	664 2831
<i>heteroclitus</i> .....	CII, 273	640
<i>jenkinsi</i> .....	CVI, 284	651
<i>luciae</i> .....	CVII, 286	654
<i>macdonaldi</i> .....	CVI, 283	651
<i>majalis</i> .....	CI, 271, 271a, 271b	639
<i>notatus</i> .....	CVIII, 289	659
<i>nottii</i> .....	CVIII, 288	656
<i>ocellaris</i> .....	CII, 274	642
<i>pallidus</i> .....	CII, 272	638
<i>pulvereus</i> .....	CVII, 285	652
<i>rathbuni</i> .....	CV, 280	649
<i>seminolis</i> .....	CIV, 277	647
<i>stellifer</i> .....	CV, 279	648
<i>zebrinus</i> .....	CIII, 276	646
<i>furcatus</i> , <i>Ictalurus</i> .....	XXV, 56	134
<i>Phanerodon</i> .....	CCXXX, 583	1506
<i>furcifer</i> , <i>Paranthias</i> .....	CXCI, 504	1221
<i>Furcmanus diapterus</i> .....	CCCL, 861	2472
<i>furius</i> , <i>Schilbeodes</i> .....	XXIX, 69, 69a, 69b	149
<i>fusiformis</i> , <i>Boleichthys</i> .....	CLXXVII, 469	1101
<i>Gadus callarias</i> .....	CCCLXI, 891	2541
<i>gairdneri</i> , <i>Salmo</i> .....	LXXXI, 215	497
<i>Gairdropsarus argentatus</i> .....	CCCLXVII, 906	2559
<i>galacturus</i> , <i>Notropis</i> .....	XLVIII, 122	279
<i>galeatus</i> , <i>Gymnocanthus</i> .....	CCCI, 730	2010
<i>Galeichthys azureus</i> .....	XXIV, 55	2775
<i>gilberti</i> .....	XXIV, 54	2773
<i>milberti</i> .....	XXIII, 53	128
<i>Galeorhinus zyopterus</i> .....	IV, 15	32
<i>Gambusia affinis</i> .....	CXIII, 299, 299a	680
<i>Garmannia paradoxa</i> .....	CCCXXVII, 790	2232
<i>Garrupa nigrita</i> .....	CLXXXIV, 486	1161
<i>Gasterosteus aculeatus</i> .....	CXIX, 320	747
<i>cataphractus</i> .....	CXIX, 321	749
<i>Gastrostomus bairdii</i> .....	LXVII, 176	406
<i>gemma</i> , <i>Hypoplectrus</i> .....	CLXXXIX, 497	1193
<i>gemmifer</i> , <i>Astronesthes</i> .....	XCII, 251	586
<i>Germa alalunga</i> .....	CXXXIV, 367	871
<i>Gerres olisthostomus</i> .....	CCXVIII, 557	1376
<i>Gibbonsia elegans evides</i> .....	CCCXXXVI, 815	2352
<i>gibbosus</i> , <i>Eupomotis</i> .....	CLXI, 429	1009
<i>gilberti</i> , <i>Galeichthys</i> .....	XXIV, 54	2773
<i>Schilbeodes</i> .....	XXVIII, 67, 67a, 67b	148
<i>Sebastodes</i> .....	CCLXXV, 665	1823
<i>Ulocentra</i> .....	CLXIX, 446	1049
<i>Gilbertidia sigolutes</i> .....	CCCVI, 741	2028
<i>gilli</i> , <i>Avocettina</i> .....	LIX, 154, 154a, 154b	367 2801
<i>Bassogigas</i> .....	CCCLVII, 879	2515
<i>Cetomimus</i> .....	XC, 241	549
<i>Lipogenys</i> .....	XCIX, 266	619
<i>Neobythites</i> .....	CCCLVII, 877	2512
<i>Ginglymostoma cirratum</i> .....	IV, 13	26
<i>glacialis</i> , <i>Liopsetta</i> .....	CCCLXXX, 935	2649
<i>glauca</i> , <i>Prionace</i> .....	IV, V, 16, 16a	33
<i>glauca</i> , <i>Traichinotus</i> .....	CXLVI, 395	940
<i>glesne</i> , <i>Regalecus</i> .....	CCCLXX, 916	2506
<i>globosa</i> , <i>Lyosphara</i> .....	CCLXVII, 649, 649a	1751
<i>gloriosus</i> , <i>Enneacanthus</i> .....	CLVII, 422	993
<i>Gnathypops maxillosa</i> .....	CCCXXI, 801	2284
<i>gobioides</i> , <i>Hypsicometes</i> .....	CCCXXXIII, 805	2294
<i>Gobius hastatus</i> .....	CCXXXVI, 788	2229
<i>oceanicus</i> .....	CCCXXVII, 789, 789a	2230
<i>stigmaticus</i> .....	CCXXXVI, 787	2224
<i>Goodea atripinnis</i> .....	CXIV, 301	685
<i>goodei</i> , <i>Fundulus</i> .....	CIX, 291, 664	2831

Genera and species.	Plate and figure.	Text page.
goodei, <i>Ptilichthys</i> .....	CCCXLVII, 848	2452
gorbuscha, <i>Oncorhynchus</i> .....	LXXVII, 205	478
gracile, <i>Peristedion</i> .....	CCCXXII, 776	2179
gracilis, <i>Aldrovandia</i> .....	XCVIII, 263	610
beryllina, <i>Menidia</i> .....	CXXIV, 338	797
<i>Photonectes</i> .....	XC, 255	591
<i>Platygobio</i> .....	LIV, 139	326
grallator, <i>Benthosaurus</i> .....	LXXXIX, 237	543
gramma loreto.....	CXIII, 508	1229
granuaticus, <i>Chlorichthys</i> .....	CCXLI, 604	1610
grammatostomias dentatus.....	XCIV, 254	590
Grammicolepis brachinisculus.....	CLII, 410	974
grandicornis, <i>Scorpana</i> .....	CCLXXVIII, 671	1850
greeni, <i>Neoliparis</i> .....	CCCXVI, 763, 763a	2112
griseus, <i>Catostomus</i> .....	XXXI, 75	175
<i>Hexanchus</i> .....	II, 8	19
grunniens, <i>Aplidionotus</i> .....	CCXXVI, 574	1484
guacamala, <i>Pseudoscarus</i> .....	CCXLVI, 617	1657
gulosus, <i>Chaenobryttus</i> .....	CLVII, 421	992
gunnelliformis, <i>Asternopteryx</i> .....	CCCXIII, 834	2420
gunnellus, <i>Pholis</i> .....	CCXLII, 832	2419
guntheri, <i>Aspidophoroides</i> .....	CCCXII, 755, 755a, 755b	2090
<i>Hadropterus</i> .....	CLXVII, 439	1033
<i>Hoplopogrus</i> .....	CXCVI, 513	1244
guttatus, <i>Percopsis</i> .....	CXXI, 329	784
guttifer, <i>Ophichthys</i> .....	LXIV, 168	383
<i>Gymnelis viridis</i> .....	CCCLII, 864-864c	2479
<i>Gymnocoanthus galeatus</i> .....	CCCI, 730	2010
<i>pistilliger</i> .....	CCCL, 729, 729a, 729b	2006
<i>Gymnosarda alleterata</i> .....	CXXXIV, 366	869
<i>Gyropleurodus francisci</i> .....	III, 9	20
<i>Hadropterus aspro</i> .....	CLXVI, 438	1032
<i>evides</i> .....	CLXVII, 440	1036
<i>guntheri</i> .....	CLXVII, 439	1033
<i>macrocephalus</i> .....	CLXVI, 437	1031
<i>sciurus</i> .....	CLXVII, 441	1037
<i>Hæmulon album</i> .....	CCIII, 528	1295
<i>macrostomum</i> .....	CCIV, 529	1296
<i>parra</i> .....	CCIV, 530	1297
<i>plumieri</i> .....	CCV, 532	1304
<i>sciurus</i> .....	CCV, 531	1303
<i>harengus</i> , <i>Clupea</i> .....	LXX, 185	421
<i>Harriota raleighana</i> .....	XIX, 42	96
<i>hastatus</i> , <i>Gobius</i> .....	CCCXXVI, 788	2229
<i>helleri</i> , <i>Xiphophorus</i> .....	CXV, 304	701
<i>Hemianthias vivanus</i> .....	CXCII, 505	1223
<i>Hemicarax amblyrhynchus</i> .....	CXLI, 386	912
<i>hemilepidotus</i> , <i>Hemilepidotus</i> .....	CCXC, 704, 704a, 704b	1935
<i>Hemilepidotus hemilepidotus</i> .....	CCXC, 704, 704a, 704b	1935
<i>jordani</i> .....	CXC, 703	1934
<i>Hemirhamphus brasiliensis</i> .....	CXVII, 313	722
<i>Hemitripterus americanus</i> .....	CCCV, 738	2023
<i>hemphilli</i> , <i>Stathmionotus</i> .....	CCCL, 827	2407
<i>henshawi</i> , <i>Salmo clarkii</i> .....	LXXIX, 208	493
<i>hertz</i> , <i>Hypsoblennius</i> .....	CCCXXXIX, 823	2390
<i>Hermosilla azurea</i> .....	CCXIX, 558	1383
<i>Heterandria formosa</i> .....	CXIV, 302	687
<i>heteroclitus</i> , <i>Fundulus</i> .....	CII, 273	640
<i>Heterodontus philippii</i> .....	III, 10	.....
<i>Hexagrammos decagrammus</i> .....	CCLXXX, 676, 676a	1867
<i>octogrammus</i> .....	CCLXXX, 677	1869
<i>otakii</i> .....	CCLXXXI, 680	1867
<i>stelleri</i> .....	CLXXXI, 678	1871
<i>superciliosus</i> .....	CCLXXXI, 679	1872
<i>Hexanchus griseus</i> .....	II, 8	19
<i>Hiodon selchops</i> .....	LXVIII, 181	414
<i>tergisus</i> .....	LXVIII, 180	413
<i>Hippocampus hudsonius</i> .....	CXXI, 327	777
<i>zosteræ</i> .....	CXXI, 328	778
<i>Hippoglossoides classodon</i> .....	CCCLXXII, 920	2615
<i>platessoides</i> .....	CCCLXXII, 919	2614
<i>Hippoglossus hippoglossus</i> .....	CCCLXXI, 918	2611

Genera and species.	Plate and figure.	Text page.
hippoglossus, Hippoglossus	CCCLXXI, 918	2611
hippos, Caranx	CXLI, 387	920
hippurus, Coryphæna	CXLIX, 402	952
hirundo, Azurina	CCXXXIII, 588	1544
Leiocottus	CCII, 731	2011
hispidus, Monacanthus	CCLIX, 634	1715
Histiobranchus infernalis	LVII, 147	352
Histiocottus bilobus	CCIII, 735	2018
Holacanthus tricolor	CCLII, 625	1684
holbolli, Ceratias	CCCLXXXIX, 954	2729
holbrookii, Diplodus	CCXVII, 555, 555a	1362
Holocentrus ascensionis	CXXXI, 358	848
hopkinsi, Hynnys	CXLIII, 391	933
Sebastodes	CCLXXII, 659	1789
hoplomystax, Sparisoma	CCLXIV, 611	1632
Hoplopagrus guntheri	CXCVI, 513	1244
Hoplostethus mediterraneus	CXXX, 354	837
Hoplunnis schmidtii	LVIII, 151	361
hospes, Mugil	CXXVII, 345	814
hudsonius, Hippocampus	CXXI, 327	777
Notropis	XLVII, 119	269
saludanus, Notropis	XLVIII, 120	270
humboldtianum, Chirostoma	CXXIII, 334	793
humeralis, Paralabrax	CXC, 499	1196
Sardinella *	LXXIII, 193	431
Hybopsis æstivalis marconis	LII, 136	316
altus	LIV, 138	321
watauga	LII, 137	319
Hydrolagus collei	XIX, 41	95
Hydrophlox, Leuciscus	XLII, 104	238
Hymenocephalus cavernosus	CCCLXIX, 912	2580
Hynnys hopkinsi	CXLIII, 391	933
Hypoclydonia bella	CLXXIX, 475	1115
Hypocritichthys analis	CCXXX, 582	1500
Hypohomus aurantiacus	CLXVIII, 443	1043
spilotus	CLXVIII, 442	1040
Hypomesus olidus	LXXXVII, 231	525
pretiosus	LXXXVI, 230	525
Hypoplectrus gemma	CLXXXIX, 497	1193
unicolor nigricans	CLXXXIX, 496	1193
Hypoprion brevirostris	V, 18	41
Hyporhamphus roberti	CXVII, 312	721
unifasciatus	CXVI, 311	720
Hypsicometes gobioides	CCXXXIII, 805	2294
Hypsoblennius hentz	CCXXXIX, 823	2390
ionthas	CCXXXVIII, 822	2388
Hypsurus caryi	CCXXXI, 585	1508
Hypsypops rubicundus	CCXXXIV, 591	1564
Hysterochrysurus traski	CCXXXVII, 577	1496
hystrix, Diodon	CCLXVI, 647	1745
Icelinus borealis	CCLXXXIV, 687	1896
Icelus canaliculatus	CCLXXXVI, 693	1917
spiniger	CCLXXXVI, 692	1914
Icichthys lockingtoni	CLI, 406	969
Ictalurus anguilla	XXV, 57	2788
furcatus	XXV, 56	134
punctatus	XXV, 58	134
Ictiobus cyprinella	XXX, 70	163
Ityophis brunneus	LVI, 145	350
inermis, Rabirubia	CXCIX, 519	1274
infernalis, Histioobranchus	LVII, 147	352
infirmus, Novaculichthys	CXXLI, 606	1616
Inopsetta ischyra	CCCLXXVI, 927	2641
inornatus, Microlepidotus	CXX, 542	1341
insignis, Schilbeodes	XXVIII, 66	147
interruptus, Areehoplites	CLVII, 420	991
intertinctus, Mystriophis	LXV, 170	386
intronigra, Dicolene	CCLLVIII, 882	2522
Ioglossus calliurus	CCXXXIII, 780	2193
ionthas, Hypsoblennius	CCXXXVIII, 822	2388
ios, Clevelandia	CCXXXVIII, 793	2254

\* Plate by error labeled *Sardinella sardina*.

Genera and species.	Plate and figure.	Text page.
iowa, <i>Etheostoma</i> .....	CLXXIV, 460	1083
<i>Ipnotis murrayi</i> .....	LXXXIX, 239	546
irideus, <i>Salmo</i> .....	LXXXI, 216	500
<i>Iridio bivittatus</i> .....	CCXXXIX, 601	1595
<i>dispilus</i> .....	CCXL, 602	1597
<i>radiatus</i> .....	CCXXXIX, 600	1590
<i>ischyra</i> , <i>Inopsetta</i> .....	CCCLXXVI, 927	2641
<i>Istiophorus nigricans</i> .....	CXXXVII, 376	891
<i>Isurus dekayi</i> .....	VI, 21	48
itaiara, <i>Promicrops</i> .....	CLXXXV, 487, 487a, 487b	1162
jaok, <i>Myoxocephalus</i> .....	CCXCVI, 719	1977
japonicus, <i>Arctoscopus</i> .....	CCCXXXIII, 807	2297
jenkinsi, <i>Fundulus</i> .....	CVI, 284	651
jessiae, <i>Etheostoma</i> .....	CLXXIV, 461	1084
<i>Xenocys</i> .....	CCII, 526	1285
<i>Jordanella florida</i> .....	CXII, 298	677
<i>Jordanii</i> , <i>Caulophryne</i> .....	CCCXCI, 957	2735
<i>Eslopsarum</i> .....	CXXXIII, 335	793 2840
<i>Etheostoma</i> .....	CLXXIII, 458	1079
<i>Hemilepidotus</i> .....	CCXC, 703	1934
<i>Mycteroperca</i> .....	CLXXXVIII, 493	1176
<i>Pantosteus</i> .....	XXXI, 73	171
<i>Ronquilus</i> .....	CCCXXXII, 803	2289
<i>Jordania zonope</i> .....	CCCLXXII, 683	1884
<i>Joturus pichardi</i> .....	CXXXVIII, 348	821
<i>Julia</i> , <i>Etheostoma</i> .....	CLXXVI, 466	1093
<i>kanawha</i> , <i>Notropis</i> .....	XLVI, 115	264
<i>Kathetostoma albigutta</i> .....	CCCXXXIV, 809, 809a	2312
<i>kendalli</i> , <i>Verma</i> .....	LX, 159, 159a	375
<i>Kirtlandia vagrans</i> .....	CXXIV, 336	794
<i>klamathensis</i> , <i>Agosia</i> .....	LII, 133	3144
<i>Cottus</i> .....	CCXIII, 710	1955
<i>Kuhlia rupestris</i> .....	CLXIII, 432	432
<i>Kyphosus sectatrix</i> .....	CCXIX, 559	1387
<i>Labichthys carinatus</i> .....	LIX, 155	368
<i>elongatus</i> .....	LIX, 156	369
<i>lacera</i> , <i>Lagochila</i> .....	XXXVIII, 94, 94a	199
<i>Lachnolaimus maximus</i> .....	CCXXXVII, 597	1579
<i>Lactophrys bicandalis</i> .....	CCCLVII, 639, 639a, 639b	1723
<i>tricornis</i> .....	CC LXI, 638	1724
<i>trigonus</i> .....	CCCLIII, 640, 640a	1723
<i>triqueter</i> .....	CC LXI, 637	1722
<i>laevigatus</i> , <i>Lactophrys</i> .....	CCCLXIII, 641	1728
<i>Lagocephalus laevigatus</i> .....	CCCLXIII, 641	1728
<i>Lagochila lacera</i> .....	XXXVIII, 94, 94a	199
<i>Lagodon rhomboides</i> .....	CCXV, 552	1358
<i>lalandi</i> , <i>Seriola</i> .....	CXL, 382	903
<i>lamia</i> , <i>Carcharhinus</i> .....	V, 17	38
<i>Lamna cornubica</i> .....	VI, 22	49
<i>Lampadena speculigera</i> .....	XCI, 244	561
<i>Lampayetis crocodilus</i> .....	XCI, 243	558
<i>Lampetra anrea</i> .....	II, 5	13
<i>spadicea</i> .....	II, 6	13
<i>lampetraformis</i> , <i>Lumpennis</i> .....	CCCXLIV, 840	2438
<i>lanceolatus</i> , <i>Eques</i> .....	CCXXVI, 575	1489
<i>Larimus argenteus</i> .....	CCXXI, 565	1421
<i>laticeps</i> , <i>Megalocottus</i> .....	CCXCIX, 725, 725a	1988
<i>latifrons</i> , <i>Anarhichas</i> .....	CCCXLVI, 845	2446
<i>latipinnis</i> , <i>Catostomus</i> .....	XXXI, 74	174
<i>latus</i> , <i>Caranx</i> .....	CXLI, 389	921
<i>Leiocottus birundo</i> .....	CCII, 731	2011
<i>leiopomus</i> , <i>Cottus</i> .....	CCXCIV, 712	1962
<i>Leiotomus xanthurus</i> .....	CCXXIII, 569	1458
<i>Lemonema barbatulum</i> .....	CCCLXVI, 904	2556
<i>melanurum</i> .....	CCCLXVI, 905	2557
<i>lentiginosus</i> , <i>Rhinobatus</i> .....	VIII, 28; IX, 28a, 28b	62
<i>lepidogenys</i> , <i>Etheostoma</i> .....	CLXXIV, 462	1087
<i>Lepidopsetta bilineata</i> .....	CCCLXXVI, 928	2643
<i>Lepidopus caudatus</i> .....	CXXXVI, 373	886
<i>Lepisosteus platostomus</i> .....	XXII, 49	110
<i>tristochus</i> .....	XXII, 50	111
<i>Lepomis auritus</i> .....	CLIX, 425, 425a	1001

Genera and species.	Plate and figure.	Text page.
<i>Lepomis megalotis</i> .....	CLX, 426	1002
<i>pallidus</i> .....	CLX, 427	1005
<i>Lepophidium marmoratum</i> .....	CCCLIII, 866	2482
<i>profundorum</i> .....	CCCLIII, 867	2484
<i>Leptocephalus caudilimbatus</i> .....	LVII, 149	355
<i>conger</i> .....	LVII, 148	354
<i>Leptocottus armatus</i> .....	CCCH, 732	2012
<i>Leptops olivaris</i> .....	XXVII, 62	143
<i>lepturus</i> , <i>Anarhichas</i> .....	CCCLXVII, 847	2447
<i>Trichiurus</i> .....	CXXXVII, 375	889
<i>Letharchus velifer</i> .....	LXI, 160	375
<i>Lethotremus muticus</i> .....	CCCXIII, 758	2101
<i>vinolentus</i> .....	CCCXIV, 759	2101
<i>Leuciscus balteatus</i> .....	XLII, 105, 105a	238
<i>bicolor</i> .....	XLI, 102	232
<i>hydrophlox</i> .....	XLII, 104	238
<i>lineatus</i> .....	XLI, 103	232
<i>sinslawi</i> .....	XLIII, 106	2797
<i>Leuroglossus stilbius</i> .....	LXXXVII, 233	527
<i>Limanda aspera</i> .....	CCCLXXVII, 930	2645
<i>beanii</i> .....	CCCLXXVIII, 932	2646
<i>ferruginea</i> .....	CCCLXXVIII, 929	2644
<i>proboscidea</i> .....	CCCLXXVIII, 931	2645
<i>lineatus</i> , <i>Achirus</i> .....	CCCLXXXVI, 947	2697
<i>Leuciscus</i> .....	XLI, 103	232
<i>Roccus</i> .....	CLXXX, 478	1132
<i>Liopsetta glacialis</i> .....	CCCLXXX, 935	2649
<i>putnami</i> .....	CCCLXXX, 936	2650
<i>liorus</i> , <i>Chasmistes</i> .....	XXXIV, 85	183
<i>Liparis agassizii</i> .....	CCGXVII, 765	2121
<i>cyclopus</i> .....	CCCXVI, 764, 764a	2118
<i>dennyi</i> .....	CCCXVII, 766, 766a	2124
<i>Lipogenys gillii</i> .....	XCIX, 266	619
<i>Lobotes surinamensis</i> .....	CXCIV, 510	1235
<i>lockingtoni</i> , <i>Ichthyos</i> .....	CL, 406	969
<i>longispathum</i> , <i>Peristedion</i> .....	CCXXI, 775	2178
<i>Lophius piscatorius</i> .....	CCCLXXXVIII, 952	2713
<i>Lophogobius cyprinoides</i> .....	CCCXVI, 786	2209
<i>Lophopsetta maculata</i> .....	CCCLXXXII, 938	2660
<i>loreto</i> , <i>Gramma</i> .....	CXCH, 508	1229
<i>Lota maculosa</i> .....	CCCLXIV, 897	2550
<i>Lotella maxillaris</i> .....	CCCLXIII, 895	2546
<i>Lucania parva</i> .....	CIX, 292	665
<i>luciae</i> , <i>Fundulus</i> .....	CVII, 286	654
<i>lucida</i> , <i>Ethopzora</i> .....	XCII, 246	565
<i>lucius</i> , <i>Lucius</i> .....	c, 269, 269a	628
<i>Lucius lucius</i> .....	c, 269, 269a	628
<i>masquinogy</i> .....	c, 270	629
<i>Lumpenus lampetraeformis</i> .....	CCCLXIV, 840	2438
<i>mackayi</i> .....	CCCLXIV, 839	2436
<i>lumpus</i> , <i>Cyclopterus</i> .....	CCCXIII, 757	2096
<i>lupus</i> , <i>Anarhichas</i> .....	CCCLXVII, 846	2446
<i>Lycenchelys paxillus</i> .....	CCCL, 860-860d	2471
<i>verillii</i> .....	CCCL, 859	2470
<i>Lycodalepis polaris</i> .....	CCCL, 857	2468
<i>turneri</i> .....	CCCL, 858	2469
<i>Lycodapus dermatinus</i> .....	CCCLIV, 870	2492
<i>Lycodes frigidus</i> .....	CCCL, 856	2465
<i>perspicillum</i> .....	CCCL, 855	2465
<i>reticulatus</i> .....	CCCLXIX, 854	2465
<i>zoarchus</i> .....	CCCLXIX, 853	2464
<i>Lycodontis moringa</i> .....	LXV, 171	395
<i>Lycodonus mirabilis</i> .....	CCCLII, 862	2474
<i>Lyconectes aleutensis</i> .....	CCCLXVI, 844	2444
<i>Lycinema barbatum</i> .....	CCCLII, 863	2474
<i>Lysophæra globosa</i> .....	CCLXVII, 649, 649a	1751
<i>Lythronon opalescens</i> .....	CCVII, 536	1312
<i>macarellus</i> , <i>Decapterus</i> .....	CXL, 383	909
<i>macdonaldi</i> , <i>Fundulus</i> .....	CVI, 283	651
<i>Nannobranchium</i> .....	XCI, 245	563
<i>Notropis</i> .....	XLIX, 123	284
<i>Sahnø clarkii</i> .....	LXXXI, 214	497
<i>macellus</i> , <i>Prionistius</i> .....	CCCLXXXIX, 700	2819
		1928

Genera and species.	Plate and figure.	Text page.
mackayi, Lumpenus	CCCLIV, 839	2436
mackenzii, Stenodus	LXXXVII, 294	474
macrocephalus, Hadroterus	CLXXI, 437	1031
macrocheilus, Catostomus	XXXIII, 81	178
macrochir, Aldrovandia	XCVIII, 262	609
macrognathum, Opisthognathus	CCXXXI, 800, 800a	2281
macrolepis, Pontinus	CCLXXVIII, 672	1855
macrophthalmus, Aprion	CCI, 523	1280
macrops, Citharichthys	CCCLXXXV, 944	2684
macropterus, Centrarchus	CLV, 417	988
macrostomum, Hamulon	CCIV, 529	1296
maculata, Lophopsetta	CCCLXXXII, 938	2660
maculatofasciatus, Paralabrax	CXC, 498	1196
maculatus, Aulostomus	CXX, 324	754
Cryptacanthodes	CCXLV, 843	2443
Dormitator	CCXXXIV, 782	2196
Notorhynchus	II, 7	17
Scomberomorus	CXXXIV, 368	874
Spheroides	CCLXIV, 644	1733
Upeneus	CXXXII, 362	858
maculosa, Lota	CCCLXIV, 897	2550
maculosus, Oligocottus	CCII, 733	2013
CX, 242		557
maeirensis, Ceratoscopelus	CXCXXXV, 812	2328
maeandricus, Caularchus	CXXXV, 371	880
magistralis, Epinnula	CI, 271, 271a, 271b	639
rajalis, Fundulus	XCV, 256	593
Malacosteus niger	CCCLXII, 894	2545
malardi, Uraleptus	CCLXXIV, 664	1822
maliger, Sebastodes	LXXXV, 225	520
Mallotus villosus	LXXXII, 219	507
malma, Salvelinus	CCCLVII, 880	2517
manatins, Barathrodemus	CCXC, 955	2730
Mancalis shufeldti	XVIII, 39	92
Manta birostris	LIII, 136	316
marconis, Hybopsis festivals	CCCLIII, 868	2489
marginata, Rissola	CCCLVII, 878	2515
marginatus, Neobythites	CCCLXXXVII, 949	2706
Symphurus		852
CXXXI, 352		2471
marianus, Flaammeo		10
marinus, Petromyzon	1, 3	
Sebastes	CCLXVII, 652	1760
CCLIII, 866		2482
marinoratum, Lepopidium	CCLXXXIII, 685	1889
marinoratus, Scorpaenichthys	C, 270	629
masquinongy, Lucius	CCLXII, 895	2546
maxillaris, Lotella	LIV, 140	327
maxilligua, Exoglossum	CCXXXI, 861	2284
maxillosa, Gnathypops	VII, 23	51
maximus, Cetorhinus	CCXXXVII, 597	1579
Lachnolaimus	CLXIX, 447	2852
meanyi, Ruscarius	CCLXXXV, 690	1908
Medialuna californiensis	CCXX, 560	1391
mediocris, Pionolobus	LXXI, 188	425
mediterraneus, Hoplostethus	CXXX, 354	837
medusicola, Caranx	CXLI, 390	924
medusophagus, Schedophilus	CLI, 407	970
Megalocottus laticeps	CCXCIX, 725, 725a	1988
platycephalus	CCXCIX, 724, 724a	1987
CXL, 426		1002
megalotis, Lepomis	CCCLXI, 892, 892a	2542
Melanogrammus aeglefinus	XXXVI, 90	187
melaops, Minytrema	CCLXIX, 654	1782
Sebastodes	CCCLXXXIII, 921	2618
melanostictus, Psetticthys	CCCLI, 865	2479
Melanostigma pammelas	CCCLXVI, 905	2557
melanurum, Lemonema	XXVI, 60	141
melas, Ameiurus	CCCLXXXIX, 702	1932
Melletes papilio	CXXIV, 338	797
Menidia gracilis beryllina	CXXIV, 337	797
peninsule	CXXXV, 572	1474
Meuticirrhus americanus	CCCLX, 884	2531
Merluccius productus	CX, 294-294d	667
merriami, Empetrichthys		



Genera and species.	Plate and figure.	Text page.
Mesogonistius chaetodon .....	CLVIII, 423	995
metallicus, Notropis .....	L, 128	297
microdon, Pseudotriakis .....	IV, 14	27
Microgadus proximus .....	CCCLX, 889	2539
tomcod .....	CCCLX, 890	2540
Microlepidotus inornatus .....	CCX, 542	1341
microlepidotus, Orthodon .....	XXXIX, 96	207
microlepis, Mycteroperca .....	CLXXXVIII, 494	1177
Microperca fonticola .....	CLXXXVII, 470	1104
Micropogon undulatus .....	CCXXIV, 570	1461
microps, Caulolatilus .....	CCXXX, 799	2277
Micropterus dolomieu .....	CLXII, 430, 430a	1011
salmoides .....	CLXIII, 431	1012
Microspathodon bairdii .....	CCXXXV, 592	1566
chrysurus .....	CCXXXVI, 593	1567
dorsalis .....	CCXXXVI, 594	1568
milberti, Galeichthys .....	XXIII, 53	128
miles, Porogadus .....	CCCLVIII, 881	2520
miniatus, Peristedion .....	CCCXXI, 774	2178
miniatus, Sebastodes .....	COLXXXII, 662	1794
minima, Abeona .....	CCXXVIII, 578	1497
Minytrema melanops .....	XXXVI, 90	187
mirabilis, Lycodonus .....	CCCLII, 862	2474
miurus, Schilbeodes .....	XXIX, 68	148
Mola mola .....	CCLXVII, 650	1753
mola, Mola .....	CCLXVII, 650	1753
Monacanthus ciliatus .....	CCLIX, 633	1714
hispidus .....	CCLIX, 634	1715
monæ, Stephanoberyx .....	CXXIX, 353	856
monopterygius, Aspidophoroides .....	CCCXII, 756, 756a	2091
Pleurogrammus .....	COLXXXIX, 675	1864
montanus, Thymallus tricolor .....	LXXXIV, 224, 224a	519 2871
monticola, Agonostomus .....	CXXVII, 347	819
mordax, Osmerus .....	LXXXVI, 228	523
moringa, Lycodontis .....	LXV, 171	395
morio, Epinephelus .....	CLXXXIV, 485	1160
Morone americana .....	CLXXXI, 479	1134
Moxostoma austrinum .....	XXXVII, 92	192
congestum .....	XXXVI, 91	192
rupiscartes .....	XXXVII, 93	196
mucosus, Neoliparis .....	CCCXV, 761, 761a	2111
Mugil cephalus .....	CXXVI, 343	811
curema .....	CXXVI, 344	813
hospes .....	CXXVII, 345	814
mulleri, Pempheris .....	CLII, 412	978
Mulloides rathbuni .....	CXXNII, 361	857
Mullus auratus .....	CXXNII, 360	856
multifasciatus, Pronotogrammus .....	CXCII, 566	1226
muræna, Calechelys .....	LXIII, 164	378
Muræna insularum .....	LXV, 172	400
retifera .....	LXVI, 173	401
murrayi, Ipnops .....	LXXXIX, 239	547
muscarum, Rimicola .....	CCXXXV, 813	2338
muticus, Lethotremus .....	CCXIII, 758	2101
Mycteroperca bonaci .....	CLXXXVII, 492	1174
boulengeri .....	CLXXXVII, 490	1171
falcata phenax .....	CLXXXVIII, 495	1185
jordani .....	CLXXXVIII, 493	1176
microlepis .....	CLXXXVIII, 494	1177
venenosa .....	CLXXXVII, 491	1172
Myctophum opalinum .....	XCII, 247	571
Mylocheilus caurinus .....	XL, 99	219
myops, Trachinocephalus .....	LXXXVIII, 235	533
Myoxocephalus aeneus .....	CCXCV, 715, 715a	1972
axillaris .....	CCXCVII, 721	1980
jaok .....	CCXCVI, 719	1977
niger .....	CCXCVIII, 723	1985
octodecimspinosus .....	CCXCVI, 717	1976
polyacanthocephalus .....	CCXCVI, 718	1976
scorpius .....	CCXCV, 716	1974
stelleri .....	CCXCVIII, 722, 722a, 722b	1981
verrucosus .....	CCXCVII, 720, 720a	1979

Genera and species.	Plate and figure.	Text page.
<i>Myriichtys pantostigmus</i> .....	LXII, 162	2805
<i>tigrinus</i> .....	LXI, 161	376
<i>mystes</i> , <i>Scorpana</i> .....	CCXXXVII, 670	1849
<i>mystinus</i> , <i>Sebastodes</i> .....	CCXXX, 656	1784
<i>Mystrioplis intertinctus</i> .....	LXV, 170	386
<i>namaycush</i> , <i>Cristivomer</i> .....	LXXXII, 217	504
<i>Nannobranchium macdonaldi</i> .....	XCI, 245	563
<i>Narcine brasiliensis</i> .....	XIII, 35, 35a	78
<i>narinari</i> , <i>Etobatus</i> .....	XV, XVI, 37, 37a	88
<i>Naucrates ductor</i> .....	CXXXIX, 379	900
<i>naucrates</i> , <i>Echeneis</i> .....	CCXXXIX, 796	2269
<i>navaga</i> , <i>Eleginus</i> .....	CCCLX, 888	2537
<i>nebulosus</i> , <i>Cynoscion</i> .....	CCXXI, 563	1409
<i>Nematistius pectoralis</i> .....	CXXXVIII, 377	895
<i>Nemichthys ayocetta</i> .....	LX, 157, 157a, 157b	369
<i>Neobythites gillii</i> .....	CCCLVII, 877	2512
<i>marginatus</i> .....	CCCLVII, 878	2513
<i>Neolinus satiricus</i> .....	CCXXXVI, 816	2355
<i>Neoliparis callyodon</i> .....	CCXXIV, 760, 760a	2110
<i>florae</i> .....	CCXXV, 762	2111
<i>greeni</i> .....	CCXXVI, 763, 763a	2112
<i>mucosus</i> .....	CCXXV, 761, 761a	2111
<i>Neomanis analis</i> .....	CXCVIII, 517	1265
<i>apodus</i> .....	CXCVII, 515	1258
<i>aya</i> .....	CXCVII, 516	1264
<i>synagris</i> .....	CXCVIII, 518	1266
<i>nerka</i> , <i>Oncorhynchus</i> .....	LXXVIII, 207, 207a, 207b	471
<i>niger</i> , <i>Centrolophus</i> .....	CXLIX, 403	963
<i>Chiasmodon</i> .....	CCXXXII, 804	2291
<i>Malacosteus</i> .....	XCV, 256	593
<i>Myoxocephalus</i> .....	CXCXVIII, 723	1985
<i>nigricans</i> , <i>Hypoplectrus unicolor</i> .....	CLXXXIX, 496	1193
<i>Istiophorus</i> .....	CXXXVII, 376	891
<i>nigripinnis</i> , <i>Argyrosomus</i> .....	LXXVI, 203	472
<i>Bathygonus</i> .....	CCXXI, 753	2078
<i>nigrirostris</i> , <i>Chaetodon</i> .....	CCXLVIII, 620	1673
<i>nigrita</i> , <i>Garrupa</i> .....	CLXXXIV, 486	1161
<i>nigrocinctus</i> , <i>Sebastodes</i> .....	CCXXXVI, 667	1827
<i>nigrum</i> , <i>Boleosoma</i> .....	CLXX, 450	1056
<i>olmstedii</i> , <i>Boleosoma</i> .....	CLXXI, 451	1057
<i>noconis</i> , <i>Notropis</i> .....	XLVII, 118	268
<i>nocturnus</i> , <i>Schilbeodes</i> .....	XXVII, 64	146
<i>normalis</i> , <i>Bassozetus</i> .....	CCCLVI, 875	2507
<i>Notacanthus analis</i> .....	XCVIII, 264	615
<i>phasganorus</i> .....	XCVIII, 265	616
<i>notatus</i> , <i>Fundulus</i> .....	CVIII, 289	659
<i>notemigonoides</i> , <i>Notropis</i> .....	L, 127	292
<i>notlus</i> , <i>Cynoscion</i> .....	CCXX, 561	1406
<i>Notorhynchus maculatus</i> .....	II, 7	17
<i>notospilotus</i> , <i>Astrolytes</i> .....	CCCLXXXIV, 688, 688a	1899
<i>Notropis aztecus</i> .....	XLV, 112	258
<i>cayuga atrocandalis</i> .....	XLVI, 114	260
<i>chihuahuana</i> .....	XLVI, 116	265
<i>coceogenis</i> .....	XLIX, 124	284
<i>galacturus</i> .....	XLVIII, 122	279
<i>hudsonius</i> .....	XLVII, 119	269
<i>saludanus</i> .....	XLVIII, 120	270
<i>kanawha</i> .....	XLVI, 115	264
<i>macdonaldi</i> .....	XLIX, 123	284
<i>metallicus</i> .....	L, 128	297
<i>noconis</i> .....	XLVII, 118	268
<i>notemigonoides</i> .....	L, 127	292
<i>nux</i> .....	XLVII, 117	267
<i>swaini</i> .....	XLIX, 125	290
<i>teleocephus</i> .....	L, 126	292
<i>welaka</i> .....	XLV, 113	2799
<i>whippii</i> .....	XLVIII, 121	278
<i>nottii</i> , <i>Fundulus</i> .....	CVIII, 288	656
<i>Noturus flavus</i> .....	XXVII, 63	144
<i>Novaulichthys infirmus</i> .....	CCXLI, 606	1616
<i>ventralis</i> .....	CCXLI, 605	1615
<i>nox</i> , <i>Anchenopterus</i> .....	CCXXXVII, 819	2373
<i>ungator</i> , <i>Brevostema</i> .....	CCXLI, 829	2410

Genera and species.	Plate and figure.	Text page.
nux, <i>Notropis</i> .....	XLVII, 117	267
obeyense, <i>Etheostoma</i> .....	CLXXV, 463	1092
oblongus, <i>Paralichthys</i> .....	CCCLXXIV, 924	2632
occa, <i>Cælorhynchus</i> .....	CCCLXIX, 913	2588
occa dodecaedron.....	CCCVIII, 743	2044
occidentalis, <i>Catostomus</i> .....	XXXIII, 79	178
<i>Tetronarce</i> .....	XI, 33	77
oceanicus, <i>Gobius</i> .....	CCCXXVII, 789, 789a	2230
ocellaris, <i>Fundulus</i> .....	CII, 274	642
ocellata, <i>Raja</i> .....	X, 30	68
ocellatus, <i>Chaetodon</i> .....	CCXLIX, 621	1674
<i>Ophichthus</i> .....	CCI, 524	1282
<i>Platophrys</i> .....	LXIV, 169	383
<i>Sciænopis</i> .....	CCCLXXII, 939	2663
<i>Zenopsis</i> .....	CCXXII, 567	1453
octodecimspinosus, <i>Myoxocephalus</i> .....	CCXLVI, 618	1660
octogrammus, <i>Hexagrammos</i> .....	CCXCVI, 717	1976
octonemus, <i>Polydactylus</i> .....	CCLXXX, 677	1869
oculatus, <i>Etelis</i> .....	CXXVIII, 350	830
Ocyurus chrysurus.....	CXCIX, 520	1275
Ogcocephalus vespertilio.....	CCCXCII, 958, 958a, 958b	2737
Ogilbia cayorum.....	CCCLV, 873	2503
<i>ventralis</i> .....	CCCLV, 872	2503
olfersi, <i>Argyropelecus</i> .....	XCVII, 261, 261a	604
olidus, <i>Hypomesus</i> .....	LXXXVII, 231	525
Oligocottus maculosus.....	CCII, 733	2013
Oligoplites saurus.....	CXXXVIII, 378	898
olisthostomus, <i>Gerres</i> .....	CCXVIII, 557	1376
olivaris, <i>Leptops</i> .....	XXVII, 62	143
olmstedii, <i>Boleosoma nigrum</i> .....	CLXXI, 451	1057
omostigmum, <i>Otophidium</i> .....	CCCLIV, 869	2490
Oncocottus quadricornis.....	CC, 728	2001
Oncorhynchus gorbuscha.....	LXXVII, 205	478
<i>nerka</i> .....	LXXXVIII, 207, 207a, 207b	481
<i>tshawytscha</i> .....	LXXVII, 206	479
onitis, <i>Tautoga</i> .....	CCXXXVII, 596	1578
opalescens, <i>Lythrulon</i> .....	CCVII, 536	1312
opalinum, <i>Myctophum</i> .....	XCII, 247	571
Ophichthus guttifer.....	LXIV, 168	383
<i>ocellatus</i> .....	LXIV, 169	383
Ophidion elongatus.....	CCLXXXII, 681	1875
Opisthognathus macrognathum.....	CCCXXXI, 800, 800a	2281
Opsanus pardus.....	CCCXXXV, 810	2316
Opsopœodus bollmani.....	XLIV, 110	248
<i>emiliae</i> .....	XLIV, 109	248
<i>osculus</i> .....	XLIV, 108	248
opuassa, <i>Salvelinus</i> .....	LXXXIII, 221	514
oregonensis, <i>Ptychocheilus</i> .....	XLI, 101	224
ornatus, <i>Pholis</i> .....	CCCLII, 833	2419
Orthodon microlepidotus.....	XXXIX, 96	207
Orthopristis chrysopterus.....	CCX, 541	1338
<i>reddingi</i> .....	CCIX, 540	1336
osculus, <i>Opsopœodus</i> .....	XLIV, 108	248
Osmerus dentex.....	LXXXVI, 229	524
<i>mordax</i> .....	LXXXVI, 228	523
<i>thaleichthys</i> .....	LXXXV, 227	522
osteoichir, <i>Rhombochirus</i> .....	CCXXX, 798	2273
otakii, <i>Hexagrammos</i> .....	CLLXXXI, 680	1867
Otophidium omostigmum.....	CCCLIV, 869	2490
Otrynter caprinus.....	CCXI, 543	1345
ovigerum, <i>Bathypasma</i> .....	CCXVIII, 767	2128
Ovoides setosus.....	CCLXV, 646	1739
Oxylebius pictus.....	CLLXXXII, 682	1878
oxyrhynchus, <i>Acipenser sturio</i> .....	XX, 45	105
pacificus, <i>Thaleichthys</i> .....	LXXXV, 226	521
pagel, <i>Etheostoma</i> .....	CLXXV, 464	1092
pagrus, <i>Pagrus</i> .....	CCXV, 551	1356
<i>Pagrus pagrus</i> .....	CCXV, 551	1356
<i>pallasii</i> , <i>Clupea</i> .....	LXX, 186	422
<i>Pallasina barbata</i> .....	CCCVIII, 744	2049
<i>pallidus</i> , <i>Fundulus</i> .....	CII, 272	638
<i>Lepomis</i> .....	CLX, 427	1005
<i>pumelas</i> , <i>Melanostigma</i> .....	CCCLII, 865	2479

Genera and species.	Plate and figure.	Text page.
panamensis, Azevia	CCCLXXXIV, 942	2677
Pantostens jordanii	XXXI, 73	171
pantostigmus, Myrichthys	LXII, 162	2802
papilio, Melletes	CCCLXXXIX, 702	1932
papillosum, Syacium	CCCLXXXIII, 941	2671
paradoxa, Garmannia	CCCXXVII, 790	2232
paradoxus, Psychrolutes	CCCVI, 740	2026
Paralabrax humeralis	CXC, 499	1196
maculatofasciatus	CXC, 498	1196
Paralepis coregonoides	XCVI, 260	602
Paralichthys dentatus	CCCLXXIII, 922	2629
oblongus	CCCLXXIV, 924	2632
squamilentus	CCCLXXIV, 923	2631
Paranthias furcifer	CXCII, 504	1221
parasiticus, Simenchelys	LVI, 144	349
parvus, Opsanus	CCXXXV, 810	2316
palmatus, Setarches	CCCLXXIX, 673	1860
parra, Hamulon	CCIV, 530	1297
parra, Clepticus	CCXXXVIII, 599	1586
paru, Peprilus	CL, 404	965
parva, Lucania	CIX, 292	665
paxillus, Lycenchelys	CCCLI, 860, 860a, 860b, 860c, 860d	2471
pectinatus, Pristis	VIII, 27	60
pectoralis, Dallia	XCIX, 267	621
Nematistius	CXXXVIII, 377	895
pellucida clara, Anurocrypta	CLXXII, 454	1063
Pemptheris mulleri	CLIII, 412	978
poeyi	CLIII, 413	979
peninsulae, Bascanichthys	LXIII, 166, 166a	379
Menidia	CXXIV, 337	797
penna, Calamus	CCXIV, 549	1354
Peprilus paru	CL, 404	965
Perca flavescens	CLXV, 435	1023
Percina caprodes	CLXV, 436, 436a	1026
Percopsis guttatus	CXXI, 329	784
Peristedion gracile	CCXXII, 776	2179
longispinum	CCXXI, 775	2178
miniatum	CCXXI, 774	2178
platycephalum	CCXXII, 777, 777a	2180
perplexus, Cottus	CCXCH, 709	1955
perspicillum, Lycodes	CCCL, 855	2465
pertheatus, Stolophorus	LXXIV, 196	442
Petromyzon marinus	I, 3	10
Phaneronotus furcatus	CCXXX, 583	1506
phasganorus, Notacanthus	XCVIII, 265	616
Phenacobius uranops	LI, 130	304
phenax, Mycteroperca falcata	CLXXXVIII, 495	1185
philadelphicus, Centropristes	CXCI, 501	1201
philippii, Heterodontus	III, 10	
Philypnus dormitor	CCXXXIV, 781	2194
Pholis dolichogaster	CCCLII, 831	2416
gunnellus	CCCLII, 832	2419
ornatus	CCCLII, 833	2419
Photoneutes gracilis	XCY, 255	591
Physiculus fulvus	CCCLXIII, 896	2547
pichardi, Joturus	CXXVIII, 348	821
pictus, Chaunax	CCCLXXXIX, 953	2726
Oxylebius	CCCLXXXII, 682	1878
pigmentarius, Apogon	CLXXVIII, 472	1109
Pinnacometopon pulcher	CCXXXVIII, 598	1585
pingeli, Triglops	CCCLXXXVII, 696	1923
pinnatus, Synaphobranchus	LVI, 146	351
pinniger, Sebastodes	CCCLXXIII, 661	1793
piscatorius, Lophius	CCCLXXXVIII, 952	2713
pisonis, Eleotris	CCXXV, 783	2200
Pisodonophis eremita	LXII, 163	377
pistilliger, Gymnocentrus	CCCI, 729, 729a, 729b	2096
Placopharynx duquesnii	XXXIII, 82	198
plagiusa, Symphurus	CCCLXXXVIII, 950	2710
plattessoides, Hippoglossoides	CCCLXXII, 919	2614
Platichthys stellatus	CCCLXXXI, 937, 937a	2652
Platophrys ocellatus	CCCLXXXII, 939	2663
platorhynchus, Scaphirhynchus	XXI, 48	107

Genera and species.	Plate and figure.	Text page.
platostomus, <i>Lepisosteus</i> .....	XXII, 49	110
platycephalum, <i>Peristedion</i> .....	CCCXXII, 777, 777a	2180
platycephalus, <i>Ameiurus</i> .....	XXVII, 61	142
<i>Megalocottus</i> .....	CCXCIX, 724, 724a	1987
Platygobio <i>gracilis</i> .....	LIV, 139	326
Plectromus <i>crassiceps</i> .....	CXXX, 356	843
<i>suborbitalis</i> .....	CXXX, 355	841
pleuriticus, <i>Salmo clarkii</i> .....	LXXX, 211	496
		2819
Pleurogrammus <i>monopterygius</i> .....	CCLXXIX, 675	1864
Pleuronectes <i>quadrituberculatus</i> .....	CCCLXXIX, 934	2648
Pleuronichthys <i>decurrens</i> .....	CCCLXXV, 926	2637
plumieri, <i>Hæmulon</i> .....	CCV, 532	1304
pocatello, <i>Catostomus</i> .....	XXXII, 76	175
Podothecus <i>acipenserinus</i> .....	CCCIX, 746	2061
<i>accipiter</i> .....	CCCVIII, 745, 745a	2055
<i>veternus</i> .....	CCCIX, 747, 747a	2063
Pœcilia <i>presidionis</i> .....	CXIV, 303	697
<i>poeyi</i> , <i>Pempheris</i> .....	CLIII, 413	979
Pogonias <i>chromis</i> .....	CCXXV, 573	1482
polaris, <i>Lycodalepis</i> .....	CCCL, 857	2468
Pollachius <i>virens</i> .....	CCCLIX, 886	2534
polyacanthocephalum, <i>Bryostema</i> .....	CCXXLI, 828	2408
polyacanthocephalus, <i>Myoxocephalus</i> .....	CCXCVI, 718	1976
Polydactylus <i>oetonemus</i> .....	CXXVIII, 350	830
Polyodon <i>spathula</i> .....	XX, 43, 43a	101
Polyprion <i>americanus</i> .....	CLXXXI, 480, 480a	1139
Polypterus <i>bichir</i> .....	I, 2	.....
Pomacanthus <i>arcuatus</i> .....	CCLI, 623	1679
<i>zonipectus</i> .....	CCLII, 624	1681
Pomatomus <i>saltatrix</i> .....	CXLVIII, 400	946
Pomolobus <i>æstivalis</i> .....	LXXI, 190	426
<i>chrysochloris</i> .....	LXX, 187	425
<i>mediocris</i> .....	LXXI, 188	425
<i>pseudoharengus</i> .....	LXXI, 189	426
pomotis, <i>Acantharehus</i> .....	CLV, 418	989
Pomoxis <i>annularis</i> .....	CLIV, 415	987
<i>sparoides</i> .....	CLIV, 416	987
Pontinus <i>macrolepis</i> .....	CCLXXVIII, 672	1855
Porichthys <i>porosissimus</i> .....	CCXXXV, 811	2319
Porogadus <i>miles</i> .....	CCCLVIII, 881	2520
Poronotus <i>triacanthus</i> .....	CL, 405	967
<i>porosissimus</i> , <i>Porichthys</i> .....	CCXXXV, 811	2319
pottsii, <i>Etheostoma</i> .....	CLXXIII, 459	1082
presidionis, <i>Pœcilia</i> .....	CXIV, 303	697
pretiosus, <i>Hypomesus</i> .....	LXXXVI, 230	525
Priacanthus <i>arenatus</i> .....	CXCV, 511	1237
<i>princeps</i> , <i>Cottus</i> .....	CCXCIV, 713	1962
Prionace <i>glauca</i> .....	IV, v, 16, 16a	33
Prionistius <i>macellus</i> .....	CCLXXXIX, 700	1928
Prionodes <i>bulleri</i> .....	CXCI, 503	1213
Prionotus <i>alatus</i> .....	CCXXIX, 770	2159
<i>carolinus</i> .....	CCXXVIII, 768	2156
<i>evolans</i> .....	CCXX, 772	2168
<i>scitulus</i> .....	CCXXIX, 769	2157
<i>stearnsi</i> .....	CCXXX, 771	2166
Pristis <i>pectinatus</i> .....	VIII, 27	60
probatocephalus, <i>Archosargus</i> .....	CCXVI, 534	1361
proboscidea, <i>Limanda</i> .....	CCCLXXVIII, 931	2645
proboscideus, <i>Chænomugil</i> .....	CXXVII, 346	816
procera, <i>Venefica</i> .....	LVIII, 152	365
productus, <i>Merluccius</i> .....	CCCLIX, 884	2531
profundorum, <i>Lepophidium</i> .....	CCCLIII, 867	2484
<i>Scylliorhinus</i> .....	III, 11	22
<i>Zesticelus</i> .....	CCC, 726	1990
Promicrops <i>italara</i> .....	CLXXXV, 487, 487a, 487b	1162
Pronotogrammus <i>multifasciatus</i> .....	CXCH, 506	1226
proridens, <i>Calamus</i> .....	CXIII, 547	1350
proximus, <i>Microgadus</i> .....	CCCLX, 889	2539
Psettichthys <i>melanostictus</i> .....	CCCLXXIII, 921	2618
pseudoharengus, <i>Pomolobus</i> .....	LXXI, 189	425
Pseudopleuronectes <i>americanus</i> .....	CCCLXXIX, 933	2647
Pseudopriacanthus <i>altus</i> .....	CXCV, 512	1239

Genera and species.	Plate and figure.	Text page.
<i>Pseudoscarus gnaeamaia</i> .....	CCXLVI, 617	1657
<i>Pseudotriakis microdon</i> .....	IV, 14	27
<i>psitticus</i> , <i>Xyrichtys</i> .....	CCXLII, 607	1618
<i>Psychrolutes paradoxus</i> .....	CCCVI, 730	2026
<i>Psychromaster tuscumbia</i> .....	CLXXVI, 467	1100
<i>Ptillichthys goodei</i> .....	CCCXLVII, 848	2452
<i>Ptychocheilus oregonensis</i> .....	XLI, 101	224
<i>pugetensis</i> , <i>Chitonotus</i> .....	CCLXXXIII, 686	1899
<i>pulcher</i> , <i>Pomelometopon</i> .....	CCXXXVIII, 598	1585
<i>pulvereus</i> , <i>Fundulus</i> .....	CVII, 285	652
<i>punctatus</i> , <i>Bodianus fulvus</i> .....	CLXXXII, 481	1146
<i>Ictalurus</i> .....	XXV, 58	134
<i>Stichæus</i> .....	CCCLV, 841	2439
<i>Xesurus</i> .....	CCLVII, 630	1694
<i>punctulatus</i> , <i>Cottus</i> .....	CCXCH, 708	1948
<i>putnami</i> , <i>Liopsetta</i> .....	CCCLXXX, 936	2650
<i>pygmaea</i> , <i>Umbra</i> .....	XCIX, 268	624
<i>quadracus</i> , <i>Apeltes</i> .....	CXX, 222	752
<i>quadricornis</i> , <i>Oncochottus</i> .....	CC, 728	2001
<i>quadrifilis</i> , <i>Bathypterois</i> .....	LXXXIX, 238	345
<i>quadrituberculatus</i> , <i>Pleuronectes</i> .....	CCCLXXIX, 934	2648
<i>quadrocellata</i> , <i>Ancylipsetta</i> .....	CCCLXXV, 925	2634
<i>Quassiremus evionthas</i> .....	LXIV, 167	380
<i>quiescens</i> , <i>Copelandellus</i> .....	CLXXVI, 468	1100
<i>Rabirubia inermis</i> .....	CXCIX, 519	1274
<i>Rachycentron canadus</i> .....	CLXVIII, 401	948
<i>radiatus</i> , <i>Iridio</i> .....	CCXXXIX, 600	1590
<i>Radulius asprellus</i> .....	CCLXXXVII, 695	1920
<i>boleoides</i> .....	CCLXXXVII, 694	1919
<i>Raja ackleyi</i> .....	X, 31	70
<i>crinacea</i> .....	IX, 29	68
<i>ocellata</i> .....	X, 30	68
<i>stellulata</i> .....	XI, 32	75
<i>raleighana</i> , <i>Harriota</i> .....	XIX, 42	96
<i>Ranzania truncata</i> .....	CCLXVIII, 651	1755
<i>raphidoma</i> , <i>Tylosurus</i> .....	CVI, 308	715
<i>Rastrinus scutiger</i> .....	CCCLXXXVI, 691	1909
<i>rathbuni</i> , <i>Fundulus</i> .....	CV, 280	649
<i>Mulloides</i> .....	CXXXII, 361	857
<i>rectifrenum</i> , <i>Eupomacentrus</i> .....	CCXXXIII, 589	1757 3176
<i>reddingi</i> , <i>Orthopristis</i> .....	CCIX, 540	1336
<i>Regalecus glesne</i> .....	CCCLXX, 916	2596
<i>regalis</i> , <i>Cynoscion</i> .....	CCXX, 562	1407
<i>Scomberomorus</i> .....	CXXXV, 369	875
<i>regius</i> , <i>Urophycis</i> .....	CCCLXIV, 898	2553
<i>Remora brachyptera</i> .....	CCCXXX, 797, 797a	2272
<i>reticulatus</i> , <i>Lycodes</i> .....	CCXXLIX, 854	2465
<i>retifera</i> , <i>Muriena</i> .....	LXVI, 173	401
<i>retrosella</i> , <i>Apogon</i> .....	CLXXXVII, 471	1108
<i>Rhacochilus toxotes</i> .....	CCXXXI, 584	1507
<i>Rhamphocottus richardsoni</i> .....	CCCVII, 742, 742a, 742b, 742c	2030
<i>Rhinichthys dulcis</i> .....	LII, 132	306
<i>Rhinobatus lentiginosus</i> .....	VIII, IX, 28, 28a, 28b	62
<i>Rhinoptera steindachneri</i> .....	XVII, 38, 38a	91
<i>Rhodorus, Aselichthys</i> .....	CCCV, 739	2025
<i>Rhombochirus osteochir</i> .....	CCXXX, 798	2373
<i>rhomboides</i> , <i>Lagodon</i> .....	CCXV, 552	1358
<i>Rhomboplites aurorbæus</i> .....	CC, 521	1277
<i>richardsoni</i> , <i>Astronesthes</i> .....	XCIV, 252	587
<i>Rhamphocottus</i> .....	CCCVII, 742, 742a, 742b, 742c	2030
<i>rimator</i> , <i>Bathysstoma</i> .....	CCVI, 534	1308
<i>Rimicola mnscaurum</i> .....	CCXXXV, 813	2338
<i>rimosus</i> , <i>Eiropus</i> .....	CCCLXXXV, 945	2688
<i>Rissola marginata</i> .....	CCCLII, 868	2489
<i>rivulatus</i> , <i>Cirrhitès</i> .....	CCXXVII, 576	1491
<i>roberti</i> , <i>Hyporhamphus</i> .....	CLXVII, 312	721
<i>Roccus chrysoptus</i> .....	CLXXX, 477	1132
<i>lineatus</i> .....	CLXXX, 478	1132
<i>Roncador stearnsi</i> .....	CCXXIII, 568	1457
<i>Rondeletia bicolor</i> .....	XC, 240	548
<i>rondeletii</i> , <i>Exonastes</i> .....	CLXVIII, 317	733
<i>Ronquilus jordani</i> .....	CCXXXII, 803	2830 2289

Genera and species.	Plate and figure.	Text page.
rosaceus, Zalemnius .....	CCXXIX, 581	1500
rubicundus, Actipenser .....	XXI, 46	106
Hypsypops .....	CCXXXIV, 591	1564
rupestre, Xiphidion .....	CCXXIV, 838	2426
rupestris, Ambloplites .....	CLVI, 419, 419a, 419b, 419c	990
Kuhlia .....	CLXIII, 432	.....
Rupiscartes atlanticus .....	CCCXXXIX, 825	2397
rupiscartes, Moxostoma .....	XXXVII, 93	196
Ruscarius meanyi .....	CCLXXXV, 690	1908
Rutilus bicolor .....	XLIII, 107	244
Rypticus bistrispinus .....	CXCIV, 509	1233
sabina, Dasvatis .....	XIV, 36, 36a	84
suburræ, Chasmodes .....	CCCXXXIX, 824	2392
Saccopharynx ampullaceus .....	LXVI, 175	406
Sagenichtbys ancyledon .....	CCXXI, 564	1416
saida, Borogadus .....	CCCLIX, 885	2533
Salmo clarkii bouvieri .....	LXXX, 212	496 2819
henshawi .....	LXXIX, 208	493 2819
macdonaldi .....	LXXXI, 214	497 2819
pleuriticus .....	LXXX, 211	496 2819
spilurus .....	LXXIX, 210	495 2819
stomias .....	LXXX, 213	497 2819
virginalis .....	LXXIX, 209	495 2819
gairdneri .....	LXXXI, 215	497
iridens .....	LXXXI, 216	500
salmoides, Micropterus .....	CLXIII, 431	1012
saltatrix, Pomatomus .....	CXLVIII, 400	946
salmandrus, Notropis hudsonius .....	XLVIII, 120	270
Salvelinus alpinus aureolus .....	LXXXIII, 220	511
fontinalis .....	LXXXII, 218	506
malma .....	LXXXII, 219	507
oquassa .....	LXXXIII, 221	514
sapidissima, Alosa .....	LXXII, 191	427
Sardinella humeralis* .....	LXXIII, 193	431
stolifera .....	LXXIII, 194	431
Sarritor frenatus .....	CCC, 751	2073
satiricus, Neoclinus .....	CCCXXXVI, 816	2355
saurns, Elops .....	LXVII, 178	410
Oligoplites .....	CXXXVIII, 378	898
Scombrosox .....	CXVII, 314	725
saxatilis, Abudedefduf .....	CCXXXIV, 590	1561
sayanus, Aphredoderus .....	CXXII, 331	786
Scaphirhynchus platyrhynchus .....	XXI, 48	107
Scarus ceruleus .....	CCXLIV, 613	1652
cuzamila .....	CCXLIV, 612	1648
emblematicus .....	CCXLV, 614	1654
strongylocephalus .....	CCXLV, 615, 615a	.....
scepticus, Triglops .....	CCLXXXVIII, 698	1925
Schedophilus medusophagus .....	CLI, 407	970
Schilbeodes exilis .....	XXVIII, 65	147
fufiosus .....	XXIX, 69, 69a, 69b	149
gilberti .....	XXVIII, 67, 67a, 67b	148
insignis .....	XXVIII, 66	147
miurus .....	XXIX, 68	148
nocturnus .....	XXVII, 64	146
schmidtii, Hoplunnis .....	LVIII, 151	361
schœpfi, Chilomycterus .....	CCLXVI, 648	1748
schœpfi, Alutera .....	CCLX, 635	1718
Scianops ocellatus .....	CCXXII, 567	1453
scierus, Hadropterus .....	CLXVII, 441	1037
scitulus, Prionotus .....	CCCIX, 768	2157
sciurus, Hæmmlon .....	CCV, 531	1303
Scomber colias .....	CXXXIII, 364	866
scombrus .....	CXXXIII, 363	865
Scomberomorus maculatus .....	CXXXIV, 368	874
regalis .....	CXXXV, 369	875

\* Plate by error labeled *Sardinella sardina*.

Genera and species.	Plate and figure.	Text page.
<i>Scombresox saurus</i> .....	CXVII, 314	725
<i>scombrus</i> , <i>Scomber</i> .....	CXXXIII, 363	865
<i>Scorpaena brasiliensis</i> .....	CCLXXVII, 669	1842
<i>cristulata</i> .....	CCLXXVI, 668	1841
<i>grandicornis</i> .....	CCLXXVIII, 671	1850
<i>mystes</i> .....	CCLXXVII, 670	1849
<i>Scorpaenichthys marmoratus</i> .....	CCLXXXIII, 685	1889
<i>scorpius</i> , <i>Myoxocephalus</i> .....	CCXCV, 716	1974
<i>scripta</i> , <i>Alutera</i> .....	CCLX, 636	1719
<i>septicaris</i> , <i>Bascanichthys</i> .....	LXIII, 165	378
<i>scutigera</i> , <i>Rastrinus</i> .....	CCLXXXVI, 691	1909
<i>Scylliorhinus profundorum</i> .....	III, 11	22
<i>Scytalina cerdale</i> .....	CCCLXVIII, 849, 849a, 849b	2454
<i>Sebastes marinus</i> .....	CCLXVIII, 652	1760
<i>Sebastodes alutus</i> .....	CCLXXXII, 660	1790
<i>brevispinis</i> .....	CCLXXI, 657	1787
<i>caurinus</i> .....	CCLXXIV, 663	1820
<i>ciliatus</i> .....	CCLXX, 655	1783
<i>ergenmanni</i> .....	CCLXXI, 658	1789
<i>gilberti</i> .....	CCLXXV, 665	1823
<i>hopkinsi</i> .....	CCLXXII, 659	1789
<i>maliger</i> .....	CCLXXIV, 664	1822
<i>melanops</i> .....	CCLXIX, 654	1782
<i>miniatus</i> .....	CCLXXXIII, 662	1794
<i>mystinus</i> .....	CCLXX, 656	1784
<i>nigrocinctus</i> .....	CCLXXVI, 667	1827
<i>piniger</i> .....	CCLXXXIII, 661	1793
<i>serriceps</i> .....	CCLXXV, 666	1827
<i>Sebastolobus altivelis</i> .....	CCLXIX, 653	1763
<i>sectatrix</i> , <i>Kyphosus</i> .....	CCXIX, 559	1387
<i>Selene vomer</i> .....	CXLIV, CXLV, 393, 393a	936
<i>selenops</i> , <i>Hiodon</i> .....	LXVIII, 181	414
<i>seminolis</i> , <i>Fundulus</i> .....	CIV, 277	647
<i>Semotilus atromaculatus</i> .....	XL, 100	222
<i>Seriola dorsalis</i> .....	CXXXIX, 380	902
<i>lalandi</i> .....	CXL, 382	903
<i>zonata</i> .....	CXXXIX, 381	902
<i>serpentinus</i> , <i>Derichthys</i> .....	LV, 142	343
<i>serriceps</i> , <i>Sebastodes</i> .....	CCLXXV, 666	1827
<i>Serrivomer beanii</i> .....	LVIII, 153	367
<i>Setarches parvatus</i> .....	CCLXXXIX, 673	1860
<i>setiger</i> , <i>Dasyctonus</i> .....	CCC, 727	1991
<i>setipinnis</i> , <i>Vomer</i> .....	CXLIV, 392	934
<i>setosus</i> , <i>Ovoides</i> .....	CCLV, 646	1739
<i>shufeldti</i> , <i>Mancalias</i> .....	CCXCV, 955	2730
<i>shumardi</i> , <i>Cottogaster</i> .....	CLXVIII, 444	1046
<i>Signalosa atchafalaya</i> .....	LXIX, 184	2809
<i>signatus</i> , <i>Bathymaster</i> .....	CCXXXII, 802	2288
<i>signifer</i> , <i>Thymallus</i> .....	LXXXIII, 222	517
<i>sigoletes</i> , <i>Gilbertidia</i> .....	CCCVI, 741	2028
<i>silenus</i> , <i>Zaprora</i> .....	CLII, 409	2850
<i>silus</i> , <i>Argentina</i> .....	LXXXVII, 232	526
<i>Simenchelys parasiticus</i> .....	LVI, 144	349
<i>simotera</i> , <i>Cloacetra</i> .....	CLXX, 448	1053
<i>simula</i> , <i>Chaluura</i> .....	CCLXVIII, 910	2578
<i>sinaloe</i> , <i>Umbrina</i> .....	CCXXIV, 571	1468
<i>Siphostoma starksi</i> .....	CXX, 325	771
<i>siuslawi</i> , <i>Lenciseus</i> .....	XLIII, 106	2797
<i>sloanei</i> , <i>Chanilodus</i> .....	NCH, 250	585
<i>smaragdus</i> , <i>Erotelis</i> .....	CCXXV, 785	2204
<i>sordidus</i> , <i>Citharichthys</i> .....	CCLXXXIV, 943	2679
<i>Verilus</i> .....	CCH, 525	1284
<i>spadicea</i> , <i>Lampetra</i> .....	II, 6	13
<i>Sparisoma aurofrenatum</i> .....	CCXLIII, 610	1634
<i>cretense</i> .....	CCXLV, 616, 616a	1632
<i>hoplomystax</i> .....	CCXLIV, 611	1632
<i>sparoides</i> , <i>Pomoxis</i> .....	CLV, 416	987
<i>spathula</i> , <i>Polyodon</i> .....	XX, 43, 43a	101
<i>speculigera</i> , <i>Lampadena</i> .....	XCI, 244	561
<i>speleus</i> , <i>Amblyopsis</i> .....	CXV, 307	706
<i>spengleri</i> , <i>Spheroides</i> .....	CCLXIV, 643	1732
<i>Spheroides maculatus</i> .....	CCLXIV, 644	1733
<i>nephelus</i> .....	CCXLIV, 642	1732



Genera and species.	Plate and figure.	Text page.
Spheroides spengleri	CCLXIV, 643	1732
testudineus	CCLXV, 645, 645a	1734
Sphyræna barracuda	CXXVIII, 349	823
Sphyrna tiburo	V, 19	2841
spilotus, Hypohomus	CLXVIII, 443	44
spilurus, Salmo clarkii	LXXIX, 210	1043
spiniger, Icelus	CCLXXXVI, 692	495
splendens, Beryx	CXXXI, 357	2819
Squalus acanthias	VII, 24, 24a	1914
squamilentus, Paralichthys	CCCLXXIV, 923	844
starksii, Siphostoma	CXX, 325	54
Stathmonotus hemphillii	CCCL, 827	2631
stearnsi, Prionotus	CCXX, 771	771
Roncador	CCXXIII, 568	2407
steindachneri, Rhinoptera	XVII, 38, 38a	2166
Steindachneria argentea	CCCLXVIII, 909	1457
Stelgis vulsus	CCCIX, 748, 748a	91
stellatus, Platicthys	CCCLXXXI, 937, 937a	2568
stelleri, Hexagrammos	CCLXXXI, 678	2067
Myoxocephalus	CCXXCVIII, 722, 722a, 722b	2652
stellifer, Fundulus	CV, 279	1871
stellulata, Raja	XI, 32	1981
Stenodus mackenzii	LXXVII, 204	648
Stenotomus aculeatus	CCXII, 545	75
chrysops	CCXI, 544	474
Stephanoberyx mono	CXXIX, 353	1346
sterletus, A verrucosus	CCCX, 750, 750a	1346
Sternias xenostethus	CCLXXXVIII, CCLXXXIX, 699, 699a	836
Stichæus punctatus	CCCLXV, 841	2071
stigmaticus, Gobius	CCXXVI, 787	1927
stilbe, Zalocys	CXLVIII, 399	2439
stilbins, Leuroglossus	LXXXVII, 233	2224
stipes, Atherina	CXXII, 332	2848
Stizostedion canadense	CLXIV, 434	527
vitreum	CLXIV, 433, 433a	790
Stolephorus pertheatus	LXXIV, 196	1022
stolifera, Sardinella	LXXIII, 194	1021
stomias, Atheresthes	CCCLXXI, 917	442
Chasmistes	XXXV, 86	431
Salmo clarkii	LXXX, 213	2600
Stomias ferox	XCIV, 253	2794
striatus, Centropristes	CXC, 500	497
Epinephelus	CLXXXIII, 483	2819
strongylocephalus, Scarus	CCLXV, 615, 615a	583
sturio oxyrinchus, Acipenser	XX, 45	1199
subbifurcata, Ulvaria	CCCLXV, 841	1157
suborbitalis, Plectromus	CXXX, 355	105
subterraneanus, Typhlichthys	CXV, 306	2440
sucetta Erinnyon	XXXVI, 89	841
superfilius, Hexagrammos	CCLXXXI, 679	704
surinamensis, Anisotremus	CCVIII, 537	185
Lobotes	CXCIV, 510	1872
swaini, Notropis	XLIX, 125	1318
Syacium papillosum	CCCLXXXIII, 941	1235
symmetricus, Apomotis	CLIX, 424	290
Symphurus marginatus	CCCLXXXVII, 949	2671
plagiatus	CCCLXXXVIII, 950	998
williamsi	CCCLXXXVIII, 951	2706
synagris, Neomansis	CXCVIII, 518	2710
Synphobranchus pinnatus	LVI, 146	2711
Synodus fetens	LXXXVIII, 236	1270
tenniatus, Evoxymetopon	CXXXVI, 372	351
tahoensis, Catostomus	XXXII, 78	538
Talismania antillarum	LXXIV, 198	886
Tarletonbeania tenua	XCI, 248	886
Tarpon atlanticus	LXVII, 177	177
Tautoga onitis	CCXXXVII, 596	455
Tautoglabrus adspersus	CCXXXVII, 595	573
telescopus, Notropis	L, 126	409
tenua, Tarletonbeania	XCI, 248	1578
		1577
		292
		575

Genera and species.	Plate and figure.	Text page.
tenuis, Uranidea	CCXCIV, 714	1966
tenuis, Urophycis	CCCLXV, 901	2555
tergisus, Hudson	LXVIII, 180	413
testudineus Spheroides	CCLXV, 645, 645a	1734
Tetragonurus cuvieri	CLII, 411	976
Tetronarce californica	XII, 34, 34a	77
occidentalis	XI, 33	77
Tenthis bahianus	CCLVI, CCLVII, 629, 629a	1693
crestonis	CCLVI, 628	1692
thaleichthys, Osmerus	LXXXV, 227	522
Thaleichthys pacificus	LXXXV, 226	521
thazard, Auxis	CXXXIII, 365	867
Theragra chalcogramma	CCCLX, 887	2535
thoburni, Alcidea	CCLXXXIII, 684	1887
Thymallus tricolor	LXXXIV, 223	{ 518 2871
montanus	LXXXIV, 224, 224a	{ 519 2871
signifer	LXXXIII, 222	517
Thyrina evermanni	CXXV, 340	804
tiburo, Sphyrna	V, 19	44
tigrinus, Myrichthys	LXI, 161	376
tomcod, Microgadus	CCCLX, 890	2540
toxotes, Rhacochilus	CCXXXI, 584	1507
Trachinocephalus myops	LXXXVIII, 235	533
Trachinotus carolinus	CXLVII, 398	944
culveri	CXIV, 397	942
falcatius	CXLVI, 396	941
glaucus	CXLVI, 395	940
Trachurops crumenophthalmus	CXLI, 385	911
Trachurus trachurus	CXL, 384	910
trachurus, Trachurus	CXL, 384	910
transmontana, Columbia	CXXII, 330	784
transmontanus, Acipenser	XX, 44	104
traski, Hysteroecarpus	CCXXXVII, 577	1496
triacanthus, Poronotus	CL, 405	967
Trichurus lepturus	CXXXVII, 375	889
Trichodon trichodon	CCXXXIII, 806	2295
trichodon, Trichodon	CCXXXIII, 806	2295
Trichopsetta ventralis	CCCLXXXIII, 940	2669
tricolor, Holacanthus	CLIII, 625	1684
montanus, Thymallus	LXXXIV, 224, 224a	{ 519 2871
Thymallus	LXXXIV, 223	{ 518 2871
tricornis, Lactophrys	CCLXI, 638	1724
tridentatus, Entosphenus	1, 4	12
Triglops beani	CCLXXXVIII, 697	1924
pingeli	CCLXXXVII, 696	1923
septicus	CCLXXXVIII, 693	1925
trigonus, Lactophrys	CCLXIII, 640, 640a	1723
triquetus, Lactophrys	CCLXI, 637	1722
tristichus, Lepisosteus	XXII, 50	111
truncata, Ranzania	CCLXVIII, 651	1755
tachawytseha, Oncorhynchus	LXXVII, 206	479
tsiltecosensis, Catostomus	XXXIII, 89	2793
turneri, Lycodalepis	CCCL, 858	2469
tuscumbia, Psychromaster	CLXXXVI, 467	1100
Tylosurus acus	CXVI, 309	716
rapidoma	CXVI, 308	715
Typhlichthys subterraneus	CXV, 306	704
Typhlogobius californiensis	CCXXXIX, 795	2262
tyranus, Brevoortia	LXXIII, 195	433
Ulocentra gilberti	CLXIX, 446	1049
meadia	CLXIX, 447	2852
simotera	CLXX, 448	1053
ulva, Niphistes	CCCLIII, 836	2423
Ulvaria subbitureata	CCCLV, 842	2440
umatilla, Agosia	LII, 134	312
Umbra pygmaea	XCIX, 268	624
Umbriana sinclairi	CCXXIV, 571	1468
undecimalis, Centropomus	CLXXIX, 476	1118
undulatus, Micropogon	CCXXIV, 570	1461

Genera and species.	Plate and figure.	Text page.
unicolor nigricans, Hypoplectrus	CLXXXIX, 496	1193
unifasciatus, Hyporhamphus	CXVI, 311	720
unimaculatus, Archosargus	CCXVI, 553	1359
Upeneus maculatus	CXXXII, 362	858
Uraieptus malarði	CCCLXII, 894	2545
Uranidea tenuis	CCXCIV, 714	1966
uranops, Phenacobius	LI, 130	304
Urophycis chesteri	CCCLXVI, 903	2556
chuss	CCCLXV, 902	2555
cirratus	CCCLXIV, 899	2553
earlli	CCCLXV, 900	2554
regius	CCCLXIV, 898	2553
tenuis	CCCLXV, 901	2555
uter, Catulus	III, 12	25
vagrans, Kirtlandia	CXXIV, 336	794
variatus, Characodon	CXI, 295, 295a	669
variegatus, Cyprinodon	CXI, CII, 296, 296a	671
velifer, Letharchus	LXI, 160	375
Venefica procera	LVIII, 152	365
venosa, Mycteroperca	CLXXXVII, 491	1172
ventralis, Novaculichthys	CCXLI, 605	1615
Ogilbia	CCCLV, 872	2503
Trichopsetta	CCCLXXXIII, 940	2669
venusta, Emmeekia	CCXL, 603	1602
Verilus sordidus	CCII, 525	1284
Verma kendalli	LX, 159, 159a	375
verrilli, Lycenchelys	CCCLI, 859	2470
verrucosus, Myoxocephalus	CCXCIV, 720, 720a	1979
vesperillo, Gococephalus	CCCXII, 958-958b	2727
veternis, Podothecus	CCCIX, 747, 747a	2063
villosus, Mallotus	LXXXV, 225	520
vinolentus, Lethotremus	CCCXIV, 759	2101
viola, Antimora	CCCLXII, 893, 893a	2544
violaceus, Escolar	CXXXV, 370	878 2843
virens, Pollachius	CCCLIX, 886	2554
virgatum, Etheostoma	CLXXV, 465	1093
virginalis, Salmo clarkii	LXXIX, 209	495 2819
virginicus, Anisotremus	CCIX, 539	1322
viridis, Evoplites	CXCVI, 514	1246
Gymnelis	CCCLII, 864-864c	2479
vitreum, Stizostedion	CLXIV, 433, 433a	1021
vittata, Channomuraena	LXVI, 174	404
vivanus, Hemianthias	CXCH, 505	1223
volitans, Cephalacanthus	CCCXXIII, 778	2183
Exocoetus	CXVIII, 318	754
vomer, Selene	CXLIV, CXLV, 393, 393a	936
Vomer setipinnis	CXLIV, 392	934
vulpes, Albulas	LXVIII, 179	411
Alopias	VI, 20	45
vulsus, Stelgis	CCCIX, 748, 748a	2067
watauga, Hybopsis	LIII, 137	319
welaka, Notropis	XLV, 113	2799
whiplii, Notropis	XLVIII, 121	278
williamsi, Symphurus	CCCLXXXVIII, 951	2711
willoughbyi, Acrotus	CLI, 408	973
xanthurus, Leiostomus	CCXXIII, 569	1458
Xenichthys agassizii	CCII, 527	1287
Xenochirus triacanthus	CCXI, 754, 754a	2084
Xenocys jessie	CCII, 526	1285
xenodon, Calotomus	CCXLIII, 609, 609a	1626
Xenopsis ocellatus	CCXLVI, 618	1660
xenostethus, Sternias	CCLXXXVIII, 699, 699a	1927
Xesurus punctatus	CCLVII, 630	1694
Xiphidion rupestre	CCCLXIV, 838	2426
Xiphistes chirus	CCCLXIV, 837	2424
ulvae	CCCLXIII, 836	2423
Xiphophorus helleri	CXV, 304	701
Xyrauchen cypho	XXXV, 88	184
Xyrichtys psitticus	CXLI, 607	1618
Xystema cinereum	CXXVIII, 556	1372
Xystes axinophrys	CCCX, 752, 752a	2076

Genera and species.	Plate and figure.	Text page.
Yarella blackfordi .....	XIII, 249	584
y. græcum, <i>Astroscopus</i> .....	CCCXXXIV, 808	2307
Zalambius rosaceus .....	CCXXIX, 581	1500
Zalocys stilbe .....	CXLVIII, 399	2848
zanclus, <i>Dermatolepis</i> .....	CLXXXVI, 489	2854
Zanclus cornutus .....	CCLV, 627	1687
Zaprora sileus .....	CLII, 409	2850
zebrinus, <i>Fundulus</i> .....	CIII, 276	646
Zesticelus profundorum .....	CCC, 726	1990
Zoarces anguillaris .....	CCCXLVIII, 850	2457
zoarchus, <i>Lycodes</i> .....	CCCXLIX, 853	2464
zouata, <i>Seriola</i> .....	CXXXIX, 381	902
zouipectus, <i>Pomacanthus</i> .....	CCLII, 624	1681
zonope, <i>Jordania</i> .....	CCLXXXII, 683	1884
zostera, <i>Hippocampus</i> .....	CXXI, 328	778
zosterura, <i>Evermannia</i> .....	CCCXXIX, 794	2256
zyopterus, <i>Galeorhinus</i> .....	IV, 15	32

## EXPLANATION OF PLATES AND FIGURES.

NOTE.—The actual size of the specimen from which each illustration was drawn may, in most instances, be determined by the use of the inch mark beneath the engraving, which, in the photographic reduction of the drawing, is reduced in the same proportion as the drawing itself.

### PLATE I.

	Text page.
1. <i>Branchiostoma caribæum</i> Sundeval.....	3
Drawing by A. H. Baldwin from a specimen in the United States National Museum.	
2. <i>Polypterus bichir</i> Geoff. St. Hilaire.....	
Drawing by Anna L. Brown.	
3. <i>Petromyzon marinus</i> Linnaeus.....	10
Drawing by H. L. Todd from No. 10654, U.S.N.M., collected at Woods Hole, Massachusetts, by V. N. Edwards.	
4. <i>Entosphenus tridentatus</i> (Gairdner).....	12
Drawing by A. H. Baldwin from No. 48204, U.S.N.M., collected in Kamchatka by Dr. L. Stejneger.	

### PLATE II.

5. <i>Lampetra aurea</i> (Bean) .....	13
Drawing by H. L. Todd from No. 21524, U.S.N.M., collected by Lucien M. Turner in the Yukon River, Alaska.	
6. <i>Lampetra spadicea</i> Bean .....	13
Drawing by H. L. Todd from the type specimen, No. 38005, U.S.N.M., collected by Prof. A. Dugès at Guanajato, Mexico.	
7. <i>Notorhynchus maculatus</i> Ayres.....	17
Drawing by H. L. Todd from No. 27191, U.S.N.M., collected in Humboldt Bay, California, by Dr. Jordan.	
8. <i>Hexanchus griseus</i> (Gmelin).....	19
Drawing by H. L. Todd from No. 37790, U.S.N.M., collected in Currituck Inlet, North Carolina, by D. M. Etheridge.	

### PLATE III.

9. <i>Gyroleuroodus francisci</i> (Girard).....	20
Drawing from No. 24977, U.S.N.M., collected at Wilmington, California.	
10. <i>Heterodontus philippii</i> .....	
Drawing by Anna L. Brown.	

	Text page.
11. <i>Scylliorhinus profundorum</i> Goode and Bean .....	22
Drawing by M. M. Smith from the type, No. 35616, U.S.N.M., collected by the <i>Albatross</i> at 39° 9' N. and 72° 3' 15' W.	
12. <i>Catulus uter</i> Jordan and Gilbert .....	25
Drawing by A. H. Baldwin from No. 26866, U.S.N.M., col- lected at Santa Barbara, California.	

## PLATE IV.

13. <i>Ginglymostoma cirratum</i> (Gmelin) .....	26
Drawing by H. L. Todd from No. 2983, U.S.N.M., collected at Fort Jefferson, Florida, by Dr. Whitehurst.	
14. <i>Pseudotriakis microdon</i> Capello .....	27
Drawing by H. L. Todd from No. 32516, U.S.N.M., collected at Amagansett Island by J. B. Edwards.	
15. <i>Galeorhinus zyopterus</i> Jordan and Gilbert .....	32
16. <i>Prionace glauca</i> (Linnaeus) .....	33
Drawing by H. L. Todd from No. 38001, U.S.N.M., collected by schooner <i>Grampus</i> .	

## PLATE V.

16a. <i>Prionace glauca</i> (Linnaeus) .....	33
Drawing by H. L. Todd from No. 38001, U.S.N.M., collected by the schooner <i>Grampus</i> .	
17. <i>Carcharhinus lamia</i> (Rafinesque) .....	38
Drawing by H. L. Todd.	
18. <i>Hypoprion brevirostris</i> Poey .....	41
Drawing by W. S. Haines from No. 38497, U.S.N.M., collected by the <i>Albatross</i> at Watlings Island.	
19. <i>Sphyrna tiburo</i> (Linnaeus) .....	44
Drawing by H. L. Todd from No. 26582, U.S.N.M., collected by Silas Stearns at Cedar Keys, Florida.	

## PLATE VI.

20. <i>Alopias vulpes</i> (Gmelin) .....	45
Drawing by H. L. Todd from No. 25962, U.S.N.M., collected off Newport, Rhode Island, by Captain Rockliff.	
21. <i>Isurus dekayi</i> (Gill) .....	48
Drawing by H. L. Todd from No. 37665, U.S.N.M., collected by Silas Stearns at Pensacola, Florida.	
22. <i>Lamna cornubica</i> (Gmelin) .....	49
Drawing by H. L. Todd from No. 27368, U.S.N.M., collected at Santa Barbara, California, by Dr. Jordan.	

## PLATE VII.

23. <i>Cetorhinus maximus</i> (Gunner) .....	51
Drawing by S. F. Denton, copied from <i>Annales du Museum d'Historie Naturelle</i> , vol. 18, pl. 6.	

	Text page.
24, 24a. <i>Squalus acantihis</i> Linnæus .....	54
Drawings by S. F. Denton from No. 22316, U.S.N.M., collected at Gloucester, Massachusetts, by the U. S. F. C.	

## PLATE VIII.

25. <i>Centroscymnus cœlolepis</i> Bocage and Capello .....	55
Drawing by H. L. Todd from No. 26219, U.S.N.M., collected by the <i>Fish Hawk</i> off Newport, Rhode Island.	
26. <i>Centroscyllium fabricii</i> (Reinhardt).....	56
Drawing by H. L. Todd from No. 22879, U.S.N.M., collected by George W. Scott at 44° 23' N., 53° 25' W., in 200 fathoms.	
27. <i>Pristis pectinatus</i> Linnæus .....	60
Drawing by H. L. Todd from No. 30678, U.S.N.M., collected at Pensacola, Florida, by Silas Stearns.	
28. <i>Rhinobatus lentiginosus</i> Garman; lateral view .....	62
Drawing by H. L. Todd from No. 30175, U.S.N.M., collected at Pensacola, Florida, by Silas Stearns.	

## PLATE IX.

28a, 28b. <i>Rhinobatus lentiginosus</i> Garman; dorsal and ventral views.....	62
Drawings by H. L. Todd from No. 30175, U.S.N.M., collected at Pensacola, Florida, by Silas Stearns.	
29. <i>Raja erinacea</i> Mitchell .....	68
Drawing by H. L. Todd from No. 10428, U.S.N.M., collected at Woods Hole, Massachusetts, by S. F. Baird.	

## PLATE X.

30. <i>Raja ocellata</i> Mitchell.....	68
Drawing by H. L. Todd from No. 24228, U.S.N.M., collected at Provincetown, Massachusetts, by U.S.F.C.	
31. <i>Raja ackleyi</i> Garman.....	70
Drawing by H. L. Todd from No. 2684, U.S.N.M., collected by the <i>Albatross</i> at 39° 35' N., and 70° 54' W.	

## PLATE XI.

32. <i>Raja stellulata</i> Jordan and Gilbert.....	75
Drawing by H. L. Todd.	
33. <i>Tetronarce occidentalis</i> (Storer).....	77
Drawing by H. L. Todd from a specimen collected at Woods Hole, Massachusetts, in the summer of 1881 by the U.S.F.C.	

## PLATE XII.

34, 34a. <i>Tetronarce californica</i> (Ayres).....	77
Drawings by H. L. Todd from No. 27212, U.S.N.M., collected by Dr. Jordan at Soquel, California.	

## PLATE XIII.

	Text page.
35, 35a. <i>Narcine brasiliensis</i> (Ölfers).....	78
Drawings by H. L. Todd from No. 30178, U.S.N.M., collected by Silas Stearns at Pensacola, Florida.	

## PLATE XIV.

36, 36a. <i>Dasyatis sabina</i> (Le Sueur).....	84
Drawings by H. L. Todd from No. 31043, U.S.N.M., collected at Galveston, Texas, by Dr. Jordan.	

## PLATE XV.

37. <i>Aetobatus narinari</i> (Euphrasen).....	88
Drawing by H. L. Todd from No. 37196, U.S.N.M., collected by E. F. Denechaud near Cedar Keys, Florida.	

## PLATE XVI.

37a. <i>Aetobatus narinari</i> (Euphrasen).....	88
Drawing by H. L. Todd from No. 37196, U.S.N.M., collected by E. F. Denechaud near Cedar Keys, Florida.	

## PLATE XVII.

38, 38a. <i>Rhinoptera steindachneri</i> Evermann and Jenkins.....	91
Drawings by A. H. Baldwin from the type, No. 43235, U.S.N.M., collected at Guaymas, on the Gulf of California, by Drs. Evermann and Jenkins in 1887.	

## PLATE XVIII.

39. <i>Manta birostris</i> (Walbaum).....	92
Drawing by A. H. Baldwin.	

## PLATE XIX.

40. <i>Chimæra affinis</i> Capello; female.....	95
Drawing by H. L. Todd from a specimen collected on the southeastern portion of Le Have Bank, in 42° 40' N., 63° 23' W.	
41. <i>Hydrolagus collieri</i> (Lay and Bennett).....	95
Drawing by H. L. Todd from No. 26976, U.S.N.M., collected at Monterey, California, by Dr. Jordan.	
42. <i>Harriota raleighana</i> Goode and Bean.....	96
Drawing by A. H. Baldwin from the type, No. 35520, U.S.N.M., collected by the <i>Albatross</i> at station 2210, lat. 39° 37' 45" N., long. 71° 18' 45" W., at a depth of 991 fathoms.	

## PLATE XX.

43, 43a. <i>Polyodon spathula</i> (Walbaum).....	101
Drawings by H. L. Todd from No. 12235, U.S.N.M., collected at Cincinnati, Ohio, by J. W. Milner.	



	Text page.
44. <b>Heterocercal tail of <i>Acipenser transmontanus</i> Richardson..</b>	104
Drawing by Anna L. Brown.	
45. <b><i>Acipenser sturio oxyrhynchus</i> (Mitchill) .....</b>	105
Drawing by H. L. Todd from No. 22495, U.S.N.M., collected by William Woltz in the Potomac River.	

## PLATE XXI.

46. <b><i>Acipenser rubicundus</i> Le Sueur .....</b>	106
Drawing by H. L. Todd from No. 10252, U.S.N.M., collected at Ecorse, Michigan, by J. W. Milner.	
47. <b><i>Acipenser brevirostrum</i> Le Sueur .....</b>	106
Drawing by H. L. Todd from photograph of specimen taken at Woods Hole by the U.S.F.C.	
48. <b><i>Scaphirhynchus platorhynchus</i> (Rafinesque) .....</b>	107
Drawing by H. L. Todd.	

## PLATE XXII

49. <b><i>Lepisosteus platostomus</i> Rafinesque .....</b>	110
Drawing by H. L. Todd from No. 3241, U.S.N.M., collected at Cleveland, Ohio, by Spencer F. Baird.	
50. <b><i>Lepisosteus tristoechus</i> (Bloch and Schneider) .....</b>	111
Drawing by A. H. Baldwin from No. 24794, U.S.N.M., collected by Professor Poey in Cuba.	
51, 51a. <b><i>Amia calva</i> Linnæus, female .....</b>	113
Drawings by S. F. Denton.	

## PLATE XXIII.

52. <b><i>Felichthys felis</i> (Linnæus) .....</b>	118
Drawing by H. L. Todd from No. 10422, U.S.N.M., collected at Woods Hole, Massachusetts, by Spencer F. Baird.	
53. <b><i>Galeichthys milberti</i> (Cuvier and Valenciennes) .....</b>	128
Drawing by H. L. Todd from a specimen collected at Pensacola, Florida, by Silas Stearns.	

## PLATE XXIV.

54. <b><i>Galeichthys gilberti</i> Jordan and Williams .....</b>	2773
Drawing by Anna L. Brown from the type, No. 1667, L. S. Jr. Univ. Mus., collected by the Hopkins expedition at Mazatlan, Mexico.	
55. <b><i>Galeichthys azureus</i> Jordan and Williams .....</b>	2775
Drawing by Anna L. Brown from the type, No. 1575, L. S. Jr. Univ. Mus., collected by the Hopkins expedition at Mazatlan, Mexico.	

## PLATE XXV.

	Text page.
56. <i>Ictalurus furcatus</i> (Le Sueur).....	134
Drawing by M. M. Smith from No. 838, U.S.N.M., type of <i>Pimelodus affinis</i> , collected at Brownsville, Texas, by Capt. Van Vliet.	
57. <i>Ictalurus anguilla</i> Evermann and Kendall.....	2788
Drawing by A. H. Baldwin from the type, No. 48788, U.S.N.M., collected by Dr. Evermann in the Atchafalaya River, Morgan City, Louisiana.	
58. <i>Ictalurus punctatus</i> (Rafinesque).....	134
Drawing by H. L. Todd from No. 27846, U.S.N.M., collected at Pekin, Illinois, by Dr. S. A. Forbes.	

## PLATE XXVI.

59, 59a, 59b. <i>Ameiurus dugesii</i> Bean.....	138
Drawings by H. L. Todd from the type, No. 23123, U.S.N.M., collected by Prof. A. Dugès in Rio Turbio, Mexico.	
60. <i>Ameiurus melas</i> (Rafinesque) .....	141
Drawing by H. L. Todd from No. 1497, U.S.N.M., collected in Aux Plaines River, Illinois, by Robert Kennicott.	

## PLATE XXVII.

61. <i>Ameiurus platycephalus</i> (Girard).....	142
Drawing by H. L. Todd from No. 1534, U.S.N.M., collected by Mrs. E. Daniel at Anderson, South Carolina.	
62. <i>Leptops olivaris</i> (Rafinesque) .....	143
Drawing by H. L. Todd from No. 27873, U.S.N.M., collected by S. A. Forbes in the Illinois River.	
63. <i>Noturus flavus</i> Rafinesque.....	144
Drawing by H. L. Todd from No. 1478, U.S.N.M., collected by Professor Baird in Lake Champlain, Westport, New York.	
64. <i>Schilbeodes nocturnus</i> (Jordan and Gilbert).....	146
Drawing by H. L. Todd from the type, No. 36461, U.S.N.M., collected by Jordan and Gilbert in the Sabine River near Benton, Arkansas.	

## PLATE XXVIII.

65. <i>Schilbeodes exilis</i> (Nelson).....	147
Drawing by H. L. Todd from No. 36261, U.S.N.M., collected by Gilbert and Swain in the Ozark Fork of the Gasconade River, Marshfield, Missouri.	
66. <i>Schilbeodes insignis</i> (Richardson) .....	147
Drawing by H. L. Todd from No. 18016, U.S.N.M., collected by T. H. Bean in Consey Creek, Bainbridge, Pennsylvania.	
67, 67a, 67b. <i>Schilbeodes gilberti</i> (Jordan and Evermann).....	148
Drawings by S. F. Denton from the type, No. 39931, U.S.N.M., collected by D. S. Jordan and party in Roanoke River, Salem, Virginia.	

## PLATE XXIX.

	Text page.
68. <i>Schilbeodes miurus</i> (Jordan) .....	148
Drawing by H. L. Todd from No. 20926, U.S.N.M.; collected by J. W. Milner in Tar River, North Carolina.	
69, 69a, 69b. <i>Schilbeodes furiosus</i> (Jordan and Meek).....	149
Drawings by S. F. Denton from the type, No. 39932, U.S.N.M., collected by D. S. Jordan and party in Neuse River, Raleigh, North Carolina.	

## PLATE XXX.

70. <i>Ictiobus cyprinella</i> (Cuvier and Valenciennes) .....	163
Drawing by H. L. Todd from No. 20774, U.S.N.M., collected by S. A. Forbes at Normal, Illinois.	
71. <i>Carpiodes cyprinus</i> (Le Sueur) .....	167
Drawing by H. L. Todd from a specimen collected by Dr. Bean at Havre de Grace, Maryland.	
72. <i>Cycleptus elongatus</i> (Le Sueur).....	168
Drawing by H. L. Todd from No. 10790, U.S.N.M., collected by J. W. Milner in the Ohio River at Cincinnati, Ohio.	

## PLATE XXXI.

73. <i>Pantosteus jordani</i> Evermann .....	171
Drawing by A. H. Baldwin from the type, No. 43963, U.S.N.M., collected by Evermann and McCormick, in Whitewood Creek, near Deadwood, South Dakota.	
74. <i>Catostomus latipinnis</i> Baird and Girard.....	174
Drawing by H. L. Todd from No. 20078, U.S.N.M., collected in the Gila River, Arizona.	
75. <i>Catostomus griseus</i> (Girard).....	175
Drawing by S. F. Denton from No. 21197, U.S.N.M., collected by Jordan and Evermann.	

## PLATE XXXII.

76. <i>Catostomus pocatello</i> Gilbert and Evermann.....	175
Drawing by A. H. Baldwin from the type, No. 45385, U.S.N.M., collected by Evermann and Gilbert in Ross Fork of Snake River, near Pocatello, Idaho.	
77. <i>Catostomus catostomus</i> (Forster).....	176
Drawing by H. L. Todd from No. 32888, U.S.N.M., collected by E. W. Nelson, in the Yukon River, Alaska.	
78. <i>Catostomus tahoensis</i> Gill and Jordan .....	177
Drawing by H. L. Todd from No. 5240, U.S.N.M., collected in Lake Tahoe.	

## PLATE XXXIII.

79. <i>Catostomus occidentalis</i> Ayres .....	178
Drawing by A. H. Baldwin from a specimen collected in the Sacramento River, by Dr. Jordan.	

	Text page.
80. <i>Catostomus tsiltcoosensis</i> Evermann and Meek .....	2793
Drawing by A. H. Baldwin from the type, No. 48479, U.S.N.M., collected by Dr. Meek in Tsiltcoos Lake, Oregon.	
81. Pharyngeal teeth of <i>Catostomus macrocheilus</i> Girard.....	178
82. Pharyngeal teeth of <i>Placopharynx duquesnii</i> (Le Sneur)....	198

## PLATE XXXIV.

83. <i>Catostomus commersonii</i> (Lacépède) .....	178
Drawing by H. L. Todd from No. 10458, U.S.N.M., collected by J. W. Milner at Ecorse, Michigan.	
84. <i>Catostomus ardens</i> Jordan and Gilbert.....	179
Drawing by H. L. Todd from the type, No. 27363, U.S.N.M., collected by Dr. Jordan in Utah Lake, Utah.	
85. <i>Chasmistes liorus</i> Jordan .....	183
Drawing by S. F. Denton from No. 3042, U.S.N.M., collected by Dr. Jordan in Utah Lake.	

## PLATE XXXV.

86. <i>Chasmistes stomias</i> Gilbert .....	2794
Drawing by A. H. Baldwin from the type, No. 48223, U.S.N.M., collected by Gilbert and Cramer in Upper Klamath Lake, Oregon.	
87. <i>Chasmistes copei</i> Evermann and Meek .....	2795
Drawing by A. H. Baldwin from the type, No. 48224, U.S.N.M., collected by Meek and Alexander in Upper Klamath Lake, Oregon.	
88. <i>Xyrauchen cypho</i> (Lockington).....	184
Drawing by S. F. Denton from a specimen collected by Dr. Jordan in Green River, Blake City, Utah.	

## PLATE XXXVI.

89. <i>Erimyzon sucetta</i> Lacépède .....	185
Drawing by H. L. Todd from No. 27867, U.S.N.M., collected by Dr. Forbes in Nipisink Lake, Illinois.	
90. <i>Minytrema melanops</i> (Rafinesque) .....	187
Drawing by H. L. Todd from No. 17800, U.S.N.M., collected by Dr. Bean in Round Lake, near Montgomery, Alabama.	
91. <i>Moxostoma congestum</i> (Baird and Girard).....	192
Drawing by H. L. Todd from No. 36510, U.S.N.M., collected in the Rio Lampasas, Belton, Texas.	

## PLATE XXXVII.

92. <i>Moxostoma austrinum</i> Bean.....	192
Drawing by H. L. Todd from the type, No. 23121, U.S.N.M., collected at Piedad, in Morelia (Michoacan), Mexico, by Prof. A. Dugès.	

- |  | Text page. |
|--|------------|
| 93. <i>Moxostoma rupiscartes</i> Jordan and Jenkins .....  | 196        |
| Drawing by S. F. Denton from the type, No. 39927, U.S.N.M.,<br>collected in the Catawba River, Morganton, North Caro-<br>lina, by Jordan, Jenkins, and Meek. |            |

## PLATE XXXVIII.

- |   |     |
|---|-----|
| 94, 94a. <i>Lagochila lacera</i> Jordan and Brayton .....   | 199 |
| Drawing by H. L. Todd from No. 25238, U.S.N.M., collected<br>by J. B. McElwin at Fairview, Tennessee. |     |

## PLATE XXXIX.

- |  |     |
|--|-----|
| 95. <i>Campostoma anomalum</i> (Rafinesque) .....  | 205 |
| Drawing by W. S. Haines from No. 36328, U.S.N.M., collected<br>by Jordan and Gilbert in White River, near Eureka Springs,<br>Arkansas. |     |
| 96. <i>Orthodon microlepidotus</i> (Ayres) .....   | 207 |
| Drawing by H. L. Todd from No. 27139, U.S.N.M., collected<br>by Dr. Jordan in the Sacramento River, California.                        |     |
| 97. <i>Acrocheilus alutaceus</i> Agassiz and Pickering .....   | 208 |
| Drawing by H. L. Todd from No. 30298, U.S.N.M., collected<br>by Capt. Charles Bendire in John Day River, Oregon.                       |     |

## PLATE XL.

- |  |     |
|--|-----|
| 98. <i>Algansea dugesi</i> Bean.....   | 211 |
| Drawing by A. H. Baldwin from No. 43764, U.S.N.M., collected<br>by Professor Dugès in Mexico.                    |     |
| 99. <i>Mylocheilus caurinus</i> (Richardson) .....   | 219 |
| Drawing by A. H. Baldwin.  |     |
| 100. <i>Semotilus atromaculatus</i> (Mitchill).....  | 222 |
| Drawing by H. L. Todd from No. 19163, U.S.N.M., collected<br>by Robert Kennicott in Aux Plaines River, Illinois. |     |

## PLATE XLI.

- |  |     |
|--|-----|
| 101. <i>Ptychocheilus oregonensis</i> (Richardson).....  | 224 |
| Drawing by A. H. Baldwin.  |     |
| 102. <i>Leuciscus bicolor</i> (Girard) .....   | 232 |
| Drawing by Chloe Lesley Starks from a specimen collected in<br>Upper Klamath Lake, Oregon, by Gilbert, Cramer, and<br>Otaki. |     |
| 103. <i>Leuciscus lineatus</i> (Girard) .....  | 232 |
| Drawing by S. F. Denton from a specimen collected in Yellow-<br>stone Park by Dr. Jordan.                                    |     |

## PLATE XLII.

- |   |     |
|---|-----|
| 104. <i>Leuciscus hydrophlox</i> (Cope).....  | 238 |
| Drawing by S. F. Denton from a specimen collected in Yellow-<br>stone Park by Dr. Jordan. |     |

	Text page.
105. <i>Leuciscus balteatus</i> (Richardson).....	238
Drawing by H. L. Todd from No. 36869, U.S.N.M., collected in the Columbia River, Oregon, by J. H. Clarke.	
105a. <i>Leuciscus balteatus</i> (Richardson).....	238
Drawing by A. H. Baldwin from No. 43953, U.S.N.M., type of <i>Leuciscus gilli</i> Evermann, collected in Browns Gulch Creek, Silver Bow, Montana, by Evermann, Jenkins, and Clapham.	

## PLATE XLIII.

106. <i>Leuciscus siuslawi</i> Evermann and Meek .....	2797
Drawing by A. H. Baldwin from the type, No. 48480, U.S.N.M., collected by Dr. Meek in the Siuslaw River, Mapleton, Oregon.	
107. <i>Rutilus bicolor</i> (Girard).....	244
Drawing by Anna L. Brown from a specimen collected by Gilbert, Cramer, and Otaki in Upper Klamath Lake, Oregon.	

## PLATE XLIV.

108. <i>Opsopœodus osculus</i> Evermann.....	248
Drawing by A. H. Baldwin from the type, No. 45560, U.S.N.M., collected by Evermann, Scovell, and Gurley in Buffalo Bayou, near Houston, Texas.	
109. <i>Opsopœodus emiliæ</i> Hay .....	248
Drawing by A. H. Baldwin.	
110. <i>Opsopœodus bollmani</i> Gilbert .....	248
Drawing by S. F. Denton from the type, collected by Bollman and Fesler in Buckland Creek, Millen, Georgia.	

## PLATE XLV.

111. <i>Abramis crysoleucas</i> (Mitchill).....	250
Drawing from No. 20243, U.S.N.M., collected by Professor Baird in the Hackensack River, New Jersey.	
112. <i>Notropis aztecus</i> Woolman .....	258
Drawing by A. H. Baldwin from the type, No. 45569, U.S.N.M., collected by A. J. Woolman at the City of Mexico.	
113. <i>Notropis welaka</i> Evermann and Kendall.....	2799
Drawing by A. H. Baldwin from the type, No. 48786, U.S.N.M., collected by Dr. Kendall in St. Johns River, Welaka, Florida.	

## PLATE XLVI.

114. <i>Notropis cayuga atrocaudalis</i> Evermann.....	260
Drawing by A. H. Baldwin from the type, No. 45557, U.S.N.M., collected by Evermann, Scovell, and Gurley in the Neches River, near Palestine, Texas.	

	Text page.
115. <i>Notropis kanawha</i> Jordan and Jenkins.....	264
Drawing by S. F. Denton from the type, No. 39928, U.S.N.M., collected by Jordan, Evermann, and Jenkins, in Reed Creek, Wytheville, Virginia.	
116. <i>Notropis chihuahua</i> Woolman .....	265
Drawing by A. H. Baldwin from the type, No. 44151, U.S.N.M., collected by Woolman and Cox in the Rio de las Conchos, Chihuahua, Mexico.	

## PLATE XLVII.

117. <i>Notropis nux</i> Evermann .....	267
Drawing by A. H. Baldwin from the type, No. 45555, U.S.N.M., collected by Evermann, Scovell, and Gurley, in Trinity River, near Palestine, Texas.	
118. <i>Notropis nocomis</i> Evermann.....	268
Drawing by A. H. Baldwin from the type, No. 45556, U.S.N.M., collected by Evermann, Scovell, and Gurley in Trinity River, Magnolia Point, Texas.	
119. <i>Notropis hudsonius</i> (Clinton) .....	269
Drawing by A. H. Baldwin from a specimen collected by Geo. D. Head in Kilpatrick Lake, Minnesota.	

## PLATE XLVIII.

120. <i>Notropis hudsonius saludanus</i> (Jordan and Brayton).....	270
Drawing by H. L. Todd from No. 23513, U.S.N.M., the type of <i>Hudsonius euryopa</i> Bean, collected by A. Graves in McBean Creek, Georgia.	
121. <i>Notropis whipplii</i> (Girard) .....	278
Drawing by H. L. Todd from No. 36748, U.S.N.M., collected in White River, Indiana, by Dr. Gilbert.	
122. <i>Notropis galacturus</i> (Cope).....	279
Drawing by A. H. Baldwin from a specimen collected by Evermann, Scovell, and Gurley in Tellico River, Tellico Plains, Tennessee.	

## PLATE XLIX.

123. <i>Notropis macdonaldi</i> Jordan and Jenkins.....	284
Drawing by S. F. Denton from the type, No. 39859, U.S.N.M., collected by Jordan and Jenkins in the Shenandoah River, Luray, Virginia.	
124. <i>Notropis coccogenis</i> (Cope) .....	284
Drawing by A. H. Baldwin from a specimen collected by Evermann, Scovell, and Gurley in Arnwine Spring Creek, Mount Verd, Tennessee.	
125. <i>Notropis swaini</i> Jordan .....	290
Drawing by A. H. Baldwin from a specimen collected by Evermann, Scovell, and Gurley in San Marcos River, San Marcos, Texas.	

## PLATE I.

	Text page.
126. <i>Notropis telescopus</i> (Cope).....	292
Drawing by A. H. Baldwin from a specimen collected by Evermann, Scovell, and Gurley in Tellico River, Tellico Plains, Tennessee.	
127. <i>Notropis notemigonoides</i> Evermann .....	292
Drawing by A. H. Baldwin from the type, No. 45559, U.S.N.M., collected by Evermann, Scovell, and Gurley in Neches River, near Palestine, Texas.	
128. <i>Notropis metallicus</i> Jordan and Meek .....	297
Drawing by A. H. Baldwin from a specimen collected by A. J. Woolman in the Withlacoochee River, near Richland, Florida.	

## PLATE LI.

129. <i>Ericymba buccata</i> Cope .....	302
Drawing by A. H. Baldwin from No. 36803, U.S.N.M., collected by Dr. Meek in Lost Creek, near Defiance, Ohio.	
130. <i>Phenacobius uranops</i> Cope .....	304
Drawing by A. H. Baldwin from a specimen collected by Evermann, Scovell, and Gurley in Chickamauga Creek, Lee & Gordon's mill, Georgia.	
131. <i>Evarra eigenmanni</i> Woolman .....	304
Drawing by A. H. Baldwin from the type, No. 45571, U.S.N.M., collected by Woolman and Cox at the City of Mexico.	

## PLATE LII.

132. <i>Rhinichthys dulcis</i> (Girard).....	306
Drawing by S. F. Denton from a specimen collected by Dr. Jordan in Yellowstone Park.	
133. <i>Agosia klamathensis</i> Evermann and Meek .....	3144
Drawing by A. H. Baldwin from the type, No. 48225, U.S.N.M., collected by Meek and Alexander in Upper Klamath Lake, Oregon.	
134. <i>Agosia umatilla</i> Gilbert and Evermann .....	313
Drawing by A. H. Baldwin from the type, No. 45390, U.S.N.M., collected by Gilbert and Rutter in the Columbia River at Umatilla, Oregon.	

## PLATE LIII.

135. <i>Agosia falcata</i> Eigenmann and Eigenmann .....	313
Drawing by A. H. Baldwin from the type collected by C. H. Eigenmann in Boise River near Caldwell, Idaho.	
136. <i>Hybopsis aestivalis marconis</i> Jordan and Gilbert .....	316
Drawing by A. H. Baldwin from a specimen collected in the San Marcos River, San Marcos, Texas, by Evermann, Scovell, and Gurley.	
137. <i>Hybopsis watauga</i> Jordan and Evermann.....	319
Drawing by S. F. Denton from the type, No. 39929, U.S.N.M., collected by Jordan and Evermann in the Watauga River near Elizabethtown, Tennessee.	



## PLATE LIV.

	Text page.
138. <i>Hybopsis altus</i> (Jordan) .....	321
Drawing by H. L. Todd from the type, No. 23125, U.S.N.M., collected in Lake Tupataro, Guanajuato, Mexico, by Prof. A. Dugès.	
139. <i>Platygobio gracilis</i> (Richardson) .....	326
Drawing by A. H. Baldwin from a specimen collected by Evermann, Cox, and Rutter in White River near Chamber- lain, South Dakota.	
140. <i>Exoglossum maxillingua</i> (Le Sueur) .....	327
Drawing by Anna L. Brown.	

## PLATE LV.

141. <i>Brycon dentex</i> Günther .....	337
Drawing by A. H. Baldwin from No. 39909, U.S.N.M., collected by Dr. L. E. H. Best in Nicaragua.	
142. <i>Derichthys serpentinus</i> Gill.....	343
Drawing by H. L. Todd from the type collected by the <i>Alba-</i> <i>tross</i> in the Gulf Stream at Station 2094 in 1,022 fathoms.	
143. <i>Anguilla chrysypa</i> Rafinesque.....	348
Drawing by H. L. Todd from No. 20470, U.S.N.M., collected at Holyoke, Massachusetts.	

## PLATE LVI.

144. <i>Simenchelys parasiticus</i> Gill .....	349
Drawing by H. L. Todd from No. 21673, U.S.N.M., collected by Capt. N. McPhee near Sable Island Bank.	
145. <i>Ilyophis brunneus</i> Gilbert.....	350
Drawing by A. H. Baldwin from the type collected by the <i>Albatross</i> at Chatham Island.	
146. <i>Synaphobranchus pinnatus</i> (Gronow) .....	351
Drawing by H. L. Todd from No. 21681, U.S.N.M., collected by Captain Olsen on Le Have Bank.	

## PLATE LVII.

147. <i>Histiobranchus infernalis</i> Gill .....	352
Drawing by H. L. Todd from No. 38205, U.S.N.M., collected by the <i>Albatross</i> in lat. 36° 35' N., long. 74° 03' 30'' W.	
148. <i>Leptocephalus conger</i> (Linnaeus) .....	354
Drawing by H. L. Todd from No. 16027, U.S.N.M., collected at Noank, Connecticut, by J. W. Latham.	
149. <i>Leptocephalus caudilimbatus</i> (Poey) .....	355
Drawing by H. L. Todd from the type of <i>Conger caudicula</i> Bean, No. 30709, U.S.N.M., collected by Silas Stearns at Pensacola, Florida.	

## PLATE LVIII.

	Text page.
150. <i>Congrellus flavus</i> (Goode and Bean) .....	357
Drawing by H. L. Todd from the type, No. 44612, U.S.N.M., collected by the <i>Albatross</i> in the Gulf Stream.	
151. <i>Hoplunnis schmidtii</i> Kaup .....	361
Drawing by J. C. Van Hook from No. 44240, U.S.N.M., col- lected by the <i>Albatross</i> at Station 2102.	
152. <i>Venefica procera</i> Goode and Bean .....	365
Drawing by H. L. Todd from a specimen collected in the Gulf Stream.	
153. <i>Serrivomer beanii</i> Gill and Ryder .....	367
Drawing by A. H. Baldwin from the type, No. 33383, U.S.N.M., collected by the <i>Albatross</i> in the Gulf Stream.	

## PLATE LIX.

154. <i>Avocettina gillii</i> Bean .....	367; 2801
Drawing by A. H. Baldwin from the type, No. 44239, U.S.N.M., collected by the <i>Albatross</i> east of Prince of Wales Island, Alaska, at Station 2859.	
154a, 154b. <i>Avocettina gillii</i> Bean .....	2801
Drawings by Anna L. Brown from No. 679, L. S. Jr. Univ. Mus., collected by the <i>Albatross</i> at Station 2860.	
155. <i>Labichthys carinatus</i> Gill and Ryder .....	368
Drawing by A. H. Baldwin from the type, No. 33369, U.S.N.M., collected by the <i>Albatross</i> at Station 2076 in the Gulf Stream.	
156. <i>Labichthys elongatus</i> Gill and Ryder .....	369
Drawing by A. H. Baldwin from the type, No. 33755, U.S.N.M., collected by the <i>Albatross</i> at Station 2100 in the Gulf Stream.	

## PLATE LX.

157, 157a, 157b. <i>Nemichthys avocetta</i> Jordan and Gilbert .....	369
Drawings by Anna L. Brown from a specimen in the Pro- vincial Museum at Victoria, British Columbia, collected by M. W. Norgate, at Beacon Hill, near Victoria.	
158. <i>Ahlia egmontis</i> (Jordan) .....	370
Drawing by H. L. Todd from the type, No. 35086, U.S.N.M., collected by Dr. Jordan at Egmont Key, Florida.	
159. <i>Verma kendalli</i> (Gilbert) .....	375
Drawings by A. H. Baldwin from the type, No. 44304, U.S.N.M., collected by W. C. Kendall off west coast of Florida.	

## PLATE LXI.

160. <i>Letharchus velifer</i> Goode and Bean .....	375
Drawing by H. L. Todd from the type, No. 31458, U.S.N.M., collected by Kaiser and Martin, on west coast of Florida.	
161. <i>Myrichthys tigrinus</i> Girard .....	376
Drawing by A. H. Baldwin.	

## PLATE LXII.

	Text page.
162. <i>Myrichthys pantostigmus</i> Jordan and McGregor .....	2802
Drawing by W. S. Atkinson from the type, No. 5710, L. S. Jr. Univ. Mus., collected by R. C. McGregor, at Clarion Island.	
163. <i>Pisoodonophis cruentifer</i> Goode and Bean .....	377
Drawing by A. H. Baldwin from the type, No. 28938, U.S.N.M., collected by the <i>Fish Hawk</i> .	

## PLATE LXIII.

164. <i>Calechelÿs muræna</i> Jordan and Evermann .....	378
Drawing by A. H. Baldwin from the type, No. 37996, U.S.N.M., collected by Silas Stearns at the Pensacola Snapper Banks.	
165. <i>Bascanichthys scuticaris</i> (Goode and Bean) .....	378
Drawing by H. L. Todd from the type of <i>Sphagebranchus teres</i> Goode and Bean, No. 31457, U.S.N.M., collected by Kaiser and Martin on west coast of Florida.	
166, 166a. <i>Bascanichthys peninsulæ</i> (Gilbert) .....	379
Drawings by A. H. Baldwin from the type, No. 44297, U.S.N.M., collected by the <i>Albatross</i> in La Paz Bay, Lower California.	

## PLATE LXIV.

167. <i>Quassiremus evionthas</i> (Jordan and Bollman) .....	380
Drawing by A. H. Baldwin.	
168. <i>Ophichthus guttifer</i> (Bean and Dresel) .....	383
Drawing by H. L. Todd from the type, No. 32647, U.S.N.M., collected by Silas Stearns on the Pensacola Snapper Banks.	
169. <i>Ophichthus ocellatus</i> (Le Sueur) .....	383
Drawing by H. L. Todd from No. 22289, U.S.N.M., collected by Silas Stearns at Pensacola, Florida.	

## PLATE LXV.

170. <i>Mystriophis intertinctus</i> (Richardson) .....	386
Drawing by H. L. Todd from No. 22865, U.S.N.M., collected by Kaiser and Martin on west coast of Florida.	
171. <i>Lycodontis moringa</i> (Cuvier) .....	395
Drawing by H. L. Todd from No. 6994, U.S.N.M., collected at Garden Key, Florida.	
172. <i>Muræna insularum</i> Jordan and Davis .....	400
Drawing by A. H. Baldwin.	

## PLATE LXVI.

173. <i>Muræna retifera</i> Goode and Bean .....	401
Drawing by H. L. Todd from the type, No. 31393, U.S.N.M., collected by C. C. Leslic, at Charleston, South Carolina.	
174. <i>Channomuræna vittata</i> (Richardson) .....	404
Drawing by A. H. Baldwin.	
175. <i>Saccopharynx ampullaceus</i> (Harwood) .....	406
Drawing from Günther, Challenger Report, Vol. XXII, Pl. LXVI.	

## PLATE LXVII.

	Text page.
176. <i>Gastrostomus bairdii</i> Gill and Ryder .....	406
Drawing by H. L. Todd from No. 33386, U.S.N.M., collected by the <i>Albatross</i> at Station 2074, in N. lat. 41° 43', W. long. 65° 21' 50", at a depth of 1,309 fathoms.	
177. <i>Tarpon atlanticus</i> (Cuvier and Valenciennes) .....	409
Drawing by H. L. Todd.	
178. <i>Elops saurus</i> Linnaeus .....	410
Drawing by H. L. Todd.	

## PLATE LXVIII.

179. <i>Albula vulpes</i> (Linnaeus) .....	411
Drawing by H. L. Todd.	
180. <i>Hiodon tergisus</i> Le Sueur .....	413
Drawing by H. L. Todd from No. 8710, U.S.N.M., collected by George Clark, at Ecorse, Michigan.	
181. <i>Hiodon selenops</i> Jordan and Bean .....	414
Drawing by H. L. Todd from the type, No. 19844, U.S.N.M., collected by Daniel J. Duffy, at Chattanooga, Tennessee.	

## PLATE LXIX.

182. <i>Chanos chanos</i> (Forsk.) .....	414
Drawing by A. H. Baldwin from No. 28240, U.S.N.M., col- lected by Dr. Gilbert at Mazatlan, Mexico.	
183. <i>Dorosoma cepedianum</i> (Le Sueur) .....	416
Drawing by H. L. Todd.	
184. <i>Signalosa atchafalayæ</i> Evermann and Kendall .....	2809
Drawing by A. H. Baldwin from the type, No. 48790, U.S.N.M., collected by Fred M. Chamberlain in the Atchafalaya River at Melville, Louisiana.	

## PLATE LXX.

185. <i>Clupea harengus</i> Linnaeus .....	421
Drawing by H. L. Todd.	
186. <i>Clupea pallasii</i> Cuvier and Valenciennes .....	422
Drawing by H. L. Todd from No. 27718, U.S.N.M., collected by L. Bailey at Unalaska.	
187. <i>Pomolobus chrysochloris</i> Rafinesque .....	425
Drawing by H. L. Todd from No. 30159, U.S.N.M., collected by Silas Stearns at Pensacola, Florida.	

## PLATE LXXI.

188. <i>Pomolobus mediocris</i> (Mitchill) .....	425
Drawing by H. L. Todd from No. 25132, U.S.N.M., collected at Washington market by Dr. Bean.	

Text page.

189. *Pomolobus pseudoharengus* (Wilson)..... 426  
 Drawing by H. L. Todd from No. 25197, U.S.N.M., collected at  
 Washington market.
190. *Pomolobus æstivalis* (Mitchill) ..... 426  
 Drawing by H. L. Todd from No. 32639, U.S.N.M., collected at  
 Washington market.

## PLATE LXXII.

191. *Alosa sapidissima* (Wilson)..... 427  
 Drawing by H. L. Todd from No. 25099, U.S.N.M., collected by  
 U. S. F. C. at Norfolk, Virginia.
- 192, 192a. *Alosa alabamæ* Jordan and Evermann..... 2810  
 Drawings by A. H. Baldwin from the types, Nos. 47690,  
 male, and 47689, female, U.S.N.M., collected by J. N.  
 Fitts in Black Warrior River, at Tuscaloosa, Alabama.

## PLATE LXXIII.

193. *Sardinella humeralis* (Cuvier & Valenciennes) ..... 431  
 Drawing by H. L. Todd from the type of *Harengula pensacole*  
 Goode and Bean, No. 22831, U.S.N.M., collected by Silas  
 Stearns at Pensacola, Florida.
194. *Sardinella stolidifera* (Jordan and Gilbert)..... 431  
 Drawing by Anna L. Brown from No. 2693, L. S. Jr. Univ. Mus.,  
 collected by the Hopkins Expedition at Mazatlan, Mexico.
195. *Brevoortia tyrannus* (Latrobe)..... 433  
 Drawing by H. L. Todd from No. 20666, U.S.N.M., collected at  
 Woods Hole, Massachusetts.

## PLATE LXXIV.

196. *Stolephorus perthecatus* Goode and Bean ..... 442  
 Drawing by H. L. Todd from No. 30483, U.S.N.M., collected  
 by Silas Stearns in south Florida.
197. *Alepocephalus agassizii* Goode and Bean ..... 453  
 Drawing by H. L. Todd from No. CCCXXXVIII, M. C. Z.,  
 collected by A. Agassiz in N. lat.  $38^{\circ} 18' 40''$ , W. long.  $73^{\circ}$   
 $18' 10''$ , at a depth of 922 fathoms.
198. *Talismania antillarum* Goode and Bean..... 455  
 Drawing by M. M. Smith from the type, No. 43739, U.S.N.M.,  
 collected by the *Albatross* at Station 2394, in N. lat.  $28^{\circ} 38'$   
 $30''$ , W. long.  $87^{\circ} 02'$ , at a depth of 420 fathoms.

## PLATE LXXV.

199. *Aleposomus copei* Gill..... 459  
 Drawing by H. L. Todd from the type, No. 33551, U.S.N.M.,  
 collected by the *Albatross* at Station 2099, in N. lat.  $37^{\circ} 12'$   
 $20''$ , W. long.  $69^{\circ} 39'$ , at a depth of 2,949 fathoms.

	Text page.
200. <i>Coregonus williamsoni</i> Girard .....	463
Drawing by A. H. Baldwin from a breeding male collected by B. A. Bean in Little Spokane River, near Clarks Spring, Washington.	
200a. <i>Coregonus williamsoni</i> Girard .....	463
Drawing by A. H. Baldwin from a young individual collected by Dr. Evermann in Montana.	

## PLATE LXXVI.

201. <i>Coregonus coulterii</i> Eigenmann and Eigenmann .....	462
Drawing by A. H. Baldwin from the type, No. 41875, U.S. N.M., collected by Dr. Eigenmann in the Kicking Horse River at Field, British Columbia.	
202. <i>Coregonus clupeiformis</i> (Mitchill) .....	465
Drawing by H. L. Todd from No. 10300, U.S.N.M., collected by George Clark at Ecorse, Michigan.	
203. <i>Argyrosomus nigripiunis</i> Gill .....	472
Drawing by A. H. Baldwin from a nearly ripe male collected in Lake Michigan, off Sheboygan, Wisconsin, in 90 fathoms.	

## PLATE LXXVII.

204. <i>Stenodus mackenzii</i> (Richardson) .....	474
Drawing from No. 29889, U.S.N.M., collected at Nulato, Alaska, by E. W. Nelson.	
205. <i>Oncorhynchus gorbuscha</i> (Walbaum) .....	478
Drawing by H. L. Todd from No. 27743, U.S.N.M., collected by Dr. Bean in Cooks Inlet, Alaska.	
206. <i>Oncorhynchus tschawytscha</i> (Walbaum) .....	479
Drawing by H. L. Todd.	

## PLATE LXXVIII.

207. <i>Oncorhynchus nerka</i> (Walbaum) .....	481
Drawing by A. H. Baldwin from a male specimen of the large form collected by T. M. Williams at Big Payette Lake, Idaho.	
207a. <i>Oncorhynchus nerka</i> (Walbaum) .....	481
Drawing by A. H. Baldwin from a female specimen of the small form collected by Dr. Evermann at Alturas Lake, Idaho.	
207b. <i>Oncorhynchus nerka</i> (Walbaum) .....	481
Drawing by A. H. Baldwin from a mutilated male specimen of the small form collected by Dr. Evermann at Alturas Lake, Idaho.	

## PLATE LXXIX.

208. <i>Salmo clarkii henshawi</i> (Gill and Jordan) .....	493; 2819
Drawing by S. F. Denton from No. 17086, U.S.N.M., collected by H. W. Henshaw in Lake Tahoe, California.	

	Text page.
209. <i>Salmo clarkii virginalis</i> (Girard).....	495; 2819
Drawing by S. F. Denton from a specimen collected by Peter Madsen in Utah Lake, Utah.	
210. <i>Salmo clarkii spilurus</i> (Cope).....	495; 2819
Drawing by S. F. Denton from a specimen collected by Jordan and Evermann at Del Norte, Colorado.	

## PLATE LXXX.

211. <i>Salmo clarkii pleuriticus</i> (Cope) .....	496; 2819
Drawing by S. F. Denton from specimen collected by Jordan and Evermann at Trappers Lake, Colorado.	
212. <i>Salmo clarkii bouvieri</i> (Bendire).....	496; 2819
Drawing by S. F. Denton from the type, collected by Capt. Charles Bendire at Waha Lake, Idaho.	
213. <i>Salmo clarkii stomias</i> (Cope) .....	497; 2819
Drawing by S. F. Denton from a specimen collected by Jordan and Evermann at Twin Lakes, Colorado.	

## PLATE LXXXI.

214. <i>Salmo clarkii macdonaldi</i> Jordan and Evermann.....	497; 2819
Drawing by S. F. Denton from the type, No. 41730, U.S.N.M., collected by George Fisher in Twin Lakes, Colorado.	
215. <i>Salmo gairdneri</i> Richardson .....	497
216. <i>Salmo irideus</i> Gibbons .....	500
Drawing by S. F. Denton from No. 37782, U.S.N.M., a male example, collected by William Montgomery at Verona, Missouri, where the species had been introduced.	

## PLATE LXXXII.

217. <i>Cristivomer namaycush</i> (Walbaum) .....	504
Drawing by S. F. Denton.	
218. <i>Salvelinus fontinalis</i> (Mitchill).....	506
Drawing by H. L. Todd from No. 28651, U.S.N.M., collected by E. G. Blackford.	
219. <i>Salvelinus malma</i> (Walbanm).....	507
Drawing by H. L. Todd from No. 27740, U.S.N.M., collected by T. H. Bean in Cooks Inlet.	

## PLATE LXXXIII.

220. <i>Salvelinus alpinus aureolus</i> (Bean) .....	511
Drawing by H. L. Todd from No. 39899, U.S.N.M., a female, collected by E. B. Hodge at Sunapee Lake, New Hampshire.	
221. <i>Salvelinus oquassa</i> (Girard) .....	514
Drawing by H. L. Todd from No. 20688, U.S.N.M., collected by E. G. Blackford at Oquassa Lake, Maine.	
222. <i>Thymallus signifer</i> (Richardson).....	517
Drawing by H. L. Todd from a specimen collected by E. W. Nelson at Nulato, Alaska.	

## PLATE LXXXIV.

	Text page.
223. <i>Thymallus tricolor</i> Cope .....	518; 2871
Drawing by H. L. Todd from No. 11115, U.S.N.M., collected by J. W. Milner in Ansable River, Michigan.	
224. <i>Thymallus tricolor montanus</i> (Milner) .....	519; 2871
Drawing by S. F. Denton from a specimen collected by Dr. Jordan at Horsethief Springs, Montana.	
224a. <i>Thymallus tricolor montanus</i> (Milner) .....	519; 2871
Drawing by A. H. Baldwin from a young example collected in the Yellowstone Park by Dr. Evermann.	

## PLATE LXXXV.

225. <i>Mallotus villosus</i> (Müller) .....	520
Drawing by H. L. Todd from No. 3418, U.S.N.M., collected by Dr. E. Coues in Grosswater Bay.	
226. <i>Thaleichthys pacificus</i> (Richardson) .....	521
Drawing by H. L. Todd from No. 28001, U.S.N.M., collected by Marcus Baker in Chilkat River, Alaska.	
227. <i>Osmerus thaleichthys</i> Ayres .....	522
Drawing by H. L. Todd from No. 28087, U.S.N.M., collected by Dr. Bean at San Francisco, California.	

## PLATE LXXXVI.

228. <i>Osmerus mordax</i> (Mitchill) .....	523
Drawing by H. L. Todd from No. 21435, U.S.N.M., collected by V. N. Edwards at Woods Hole, Massachusetts.	
229. <i>Osmerus dentex</i> Steindachner .....	524
Drawing by H. L. Todd from No. 27914, U.S.N.M., collected at Port Clarence, Alaska, by Dr. Bean.	
230. <i>Hypomesus pretiosus</i> (Girard) .....	525
Drawing by H. L. Todd from No. 27995, U.S.N.M., collected in Yakutat Bay, Alaska, by Dr. Bean.	

## PLATE LXXXVII.

231. <i>Hypomesus olidus</i> (Pallas) .....	525
Drawing by H. L. Todd from No. 23973, U.S.N.M., collected by L. M. Turner at St. Michaels, Alaska.	
232. <i>Argentina silus</i> Acanianus .....	526
Drawing by H. L. Todd from No. 37801, U.S.N.M., collected by E. H. Bunker at Biddeford Pool, Maine.	
233. <i>Leuroglossus stilbius</i> Gilbert .....	527
Drawing by A. H. Baldwin from the type, No. 41283, U.S.N.M., collected by the <i>Albatross</i> at Station 2997 in 221 fathoms.	

## PLATE LXXXVIII.

234. <i>Bathylagus benedicti</i> Goode and Bean .....	529
Drawing by A. H. Baldwin from a specimen collected by the <i>Albatross</i> at Station 2711, in N. lat. 38° 59', W. long. 70° 07', in 1,344 fathoms.	



	Text page.
235. <i>Trachinocephalus myops</i> (Forster).....	533
Drawing by H. L. Todd.	
236. <i>Synodus foetens</i> (Linnaeus).....	538
Drawing by H. L. Todd from No. 25998, U.S.N.M., collected by C. C. Leslie at Charleston, South Carolina.	

## PLATE LXXXIX.

237. <i>Benthosaurus grallator</i> Goode and Bean.....	543
Drawing by H. L. Todd from a specimen collected by the <i>Blake</i> at Station CLXXIV, in N. lat. 24° 23', W. long. 84° 23', in 1,850 fathoms.	
238. <i>Bathypterois quadrifilis</i> Günther.....	545
Drawing by A. H. Baldwin from a specimen collected by the <i>Blake</i> at Station XCVIII, off St. Vincent.	
239. <i>Ipnops murrayi</i> Günther.....	547
Drawing by H. L. Todd from a specimen collected by the <i>Blake</i> at Station CCXXXIII, in N. lat. 24° 36', W. long. 84° 5', in 955 fathoms.	

## PLATE XC.

240. <i>Rondeletia bicolor</i> Goode and Bean.....	548
Drawing by H. L. Todd from the type, No. 38202, U.S.N.M., collected by the <i>Albatross</i> at Station 2206, in N. lat. 36° 47', W. long. 73° 25', in 1,641 fathoms.	
241. <i>Cetomimus gillii</i> Goode and Bean.....	549
Drawing by M. M. Smith from the type, No. 35529, U.S.N.M., collected by the <i>Albatross</i> at Station 2206, in N. lat. 39° 35', W. long. 71° 24' 30'', in 1,043 fathoms.	
242. <i>Ceratoscopelus madeirensis</i> (Lowe).....	557
Drawing by J. C. Van Hook from No. 43776, U.S.N.M., col- lected by the <i>Albatross</i> at Station 2528, in N. lat. 41° 47' W. long. 65° 37' 30'', in 677 fathoms.	

## PLATE XCI.

243. <i>Lampanyctus crocodilus</i> (Risso).....	558
Drawing by A. H. Baldwin from a specimen collected at Nice, and obtained by the U.S.N.M. through the Royal Zoolog- ical Museum at Florence, Italy.	
244. <i>Lampadena speculigera</i> Goode and Bean.....	561
Drawing by J. C. Van Hook from the type, No. 43797, U.S.N.M., collected by the <i>Fish Hawk</i> at Station 797, off Newport, Rhode Island, in 16.5 fathoms.	
245. <i>Nannobranchium macdonaldi</i> Goode and Bean.....	563
Drawing by S. F. Denton from No. 35445, U.S.N.M., collected by the <i>Albatross</i> at Station 2182, in N. lat. 39° 25' 30'', W. long. 71° 44', in 861 fathoms.	

## PLATE XCII.

	Text page.
246. <i>Æthoprora lucida</i> Goode and Bean .....	565
Drawing by A. H. Baldwin from No. 44084, U.S.N.M., collected by the <i>Albatross</i> at Station 2127, in N. lat. 19° 45', W. long. 75° 04', in 1639 fathoms.	
247. <i>Myctophum opalinum</i> Goode and Bean .....	571
Drawing by J. C. Van Hook from No. 43798, U.S.N.M., collected by the <i>Albatross</i> at Station 2585, in N. lat. 39° 08' 30', W. long. 72° 17', in 542 fathoms.	
248. <i>Tarletonbeania tenua</i> Eigenmann and Eigenmann. ....	575
Drawing by A. H. Baldwin from No. 41882, U.S.N.M., collected by C. H. Eigenmann off Point Loma, near San Diego, California.	

## PLATE XCIII.

249. <i>Yarella blackfordii</i> Goode and Bean .....	584
Drawing by A. H. Baldwin from the type, No. 44242, U.S.N.M., collected by the <i>Albatross</i> at Station 2376, in N. lat. 29° 03' 15', W. long. 88° 16', in 324 fathoms.	
250. <i>Chauliodus sloanei</i> Bloch and Schneider .....	585
Drawing by H. L. Todd from No. 23420, U.S.N.M., collected by Capt. Charles Anderson and crew, of the Gloucester fishing fleet, in N. lat. 42° 08', W. long. 65° 35', in 185 fathoms.	
251. <i>Astronesthes gemmifer</i> Goode and Bean .....	586
Drawing by A. H. Baldwin from the type, No. 24645, U.S.N.M., collected by the schooner <i>Polar Wave</i> from the stomach of a halibut, in N. lat. 44° 25', W. long. 53° 12', in 300 fathoms.	

## PLATE XCIV.

252. <i>Astronesthes richardsoni</i> Poey .....	587
Drawing by M. M. Smith from No. 35540, U.S.N.M., collected by the <i>Albatross</i> at Station 2202, in N. lat. 39° 38', W. long. 71° 39' 45', in 515 fathoms.	
253. <i>Stomias ferox</i> Reinhardt .....	588
Drawing by H. L. Todd from No. 23360, U.S.N.M., collected by Capt. David Cammel and crew, of the Gloucester fishing fleet, at East Banquereux.	
254. <i>Grammatostomias dentatus</i> Goode and Bean .....	590
Drawing by H. L. Todd from the type, No. 37370, U.S.N.M., collected by the <i>Albatross</i> , at Station 2565, in N. lat. 38° 19' 20', W. long. 69° 02' 30', in 2069 fathoms.	

## PLATE XCV.

255. <i>Photonectes graciles</i> Goode and Bean .....	591
Drawing by M. M. Smith from the type, collected by the <i>Blake</i> at Station XI, off Martinique, in 472 fathoms.	

	Text page.
256. <i>Malacosteus niger</i> Ayres.....	593
Drawing by H. L. Todd, from No. 32169, U.S.N.M., collected by Capt. Charles Anderson and crew, of the schooner <i>Alice G. Wonson</i> , on the northeastern edge of Georges Bank, in 125 fathoms.	
257. <i>Alepisaurus ferox</i> Lowe.....	595
Drawing by H. L. Todd from No. 20593, U.S.N.M., obtained in the New York market by E. G. Blackford.	

## PLATE XCVI.

258. <i>Alepisaurus æsculapius</i> (Bean).....	595
Drawing by H. L. Todd from the type, No. 27705, U.S.N.M., collected by Robert King at Unalaska, Alaska.	
259. <i>Arctozenus coruscans</i> (Jordan & Gilbert).....	601
Drawing by A. H. Baldwin from the type, No. 27171, U.S.N.M., collected by Mr. Brown, at Port Townsend, Washington.	
260. <i>Paralepis coregonoides</i> Risso.....	602
Drawing by H. L. Todd from a specimen in the Academy of Natural Sciences of Montreal.	

## PLATE XCVII.

261, 261a. <i>Argyrolepecus olfersi</i> (Cuvier).....	604
Drawings by H. L. Todd from No. 33393, U. S. N. M., collected by the <i>Albatross</i> in N. lat. 41° 40' 30'', W. long. 65° 35', in 855 fathoms.	

## PLATE XCVIII.

262. <i>Aldrovandia macrochir</i> (Günther).....	609
Drawing by H. L. Todd from a specimen collected by the <i>Blake</i> at Station LIII, off Havana, in 242 fathoms.	
263. <i>Aldrovandia gracilis</i> Goode and Bean.....	610
Drawing by S. F. Denton, from a specimen collected by the <i>Blake</i> at Station LXX, off Guadeloupe, in 769 fathoms.	
264. <i>Notacanthus analis</i> Gill.....	615
Drawing by H. L. Todd from the type, No. 37856, U.S.N.M., collected by the <i>Albatross</i> at Station 2677, in N. lat. 32° 39', W. long. 76° 50' 30'', in 478 fathoms.	
265. <i>Notacanthus phasganorus</i> Goode.....	616
Drawing by H. L. Todd from the type, No. 25972, U.S.N.M., collected by Capt. Briggs Gilpatrick, of the schooner <i>Gatherer</i> , from the stomach of a ground shark, on the Grand Bank.	

## PLATE XCIX.

266. <i>Lipogenys gillii</i> Goode and Bean.....	619
Drawing by H. L. Todd from the type, No. 39212, U.S.N.M., collected by the <i>Albatross</i> at Station 2742, in N. lat. 37° 46' 30'', W. long. 73° 56' 30'', in 865 fathoms.	

	Text page.
267. <i>Dallia pectoralis</i> Bean.....	621
Drawing by H. L. Todd from the type, No. 23498, U.S.N.M., collected by L. M. Turner, at St. Michaels, Alaska.	
268. <i>Umbra pygmæa</i> (De Kay) .....	624
Drawing by H. L. Todd from No. 34886, U.S.N.M., collected in New Jersey.	

## PLATE C.

269, 269a. <i>Lucius lucius</i> (Linnaeus) .....	628
Drawings by H. L. Todd from No. 9389, U.S.N.M., collected at Ecorse, Michigan.	
270. <i>Lucius masquinongy</i> (Mitchill).....	629
Drawing by H. L. Todd from No. 10607, U.S.N.M., collected by Geo. Clark at Ecorse, Michigan.	

## PLATE CI.

271, 271a. <i>Fundulus majalis</i> (Walbaum) .....	639
Drawings by H. L. Todd from No. 13788, U.S.N.M. (female and male), collected by the U. S. Fish Commission at Woods Hole, Massachusetts.	
271b. <i>Fundulus majalis</i> (Walbaum).....	639
Drawing by A. H. Baldwin from a young example collected by H. M. Smith at St. George Island, Maryland.	

## PLATE CII.

272. <i>Fundulus pallidus</i> Evermann.....	638
Drawing by A. H. Baldwin from the type, No. 45564, U.S.N.M., collected by Evermann, Scovell, and Gurley in Galveston Bay, near Swan Lake, Galveston, Texas.	
273. <i>Fundulus heteroclitus</i> (Linnaeus).....	640
Drawing by A. H. Baldwin from a male example collected by H. M. Smith at St. George Island, Maryland.	
274. <i>Fundulus ocellaris</i> Jordan and Gilbert.....	642
Drawing by A. H. Baldwin from a specimen collected in the Withlacoochee River, Florida, by A. J. Woolman.	

## PLATE CIII.

275. <i>Fundulus diaphanus</i> (Le Sueur).....	645
Drawing by A. H. Baldwin from a male example collected by H. M. Smith at St. George Island, Maryland.	
275a. <i>Fundulus diaphanus</i> (Le Sueur).....	645
Drawing by A. H. Baldwin from a female example collected by H. M. Smith at St. George Island, Maryland.	
276. <i>Fundulus zebrinus</i> Jordan and Gilbert.....	646
Drawing by H. L. Todd from No. 36610, U.S.N.M., collected at Ellis, Kansas, by F. W. Cragin.	

## PLATE CIV.

	Text page.
277. <i>Fundulus seminolis</i> Girard.....	647
Drawing by A. H. Baldwin from a specimen collected in Charlie Apopka Creek, Florida, by A. J. Woolman.	
278. <i>Fundulus catenatus</i> (Storer).....	648
Drawing by A. H. Baldwin from a male example collected by Dr. Gurley in Ball Creek, near Tazewell, Tennessee.	
278a. <i>Fundulus catenatus</i> (Storer).....	648
Drawing by H. L. Todd from No. 36456, U.S.N.M., collected by Jordan and Gilbert in Saline River, Benton, Arkansas.	

## PLATE CV.

279. <i>Fundulus stellifer</i> (Jordan).....	648
Drawing by H. L. Todd from No. 17888, U.S.N.M., collected by Dr. Jordan in Etowa River, Rome, Georgia.	
280. <i>Fundulus rathbuni</i> Jordan and Meek.....	649
Drawing by S. F. Denton from the type, No. 39860, U.S.N.M., collected in Allemanee Creek, Greensboro, North Carolina, by Jordan, Jenkins, and Meek.	
281. <i>Fundulus albolineatus</i> Gilbert.....	649
Drawing by S. F. Denton from the type, collected by P. H. Kirsch in Spring Creek, Huntsville, Alabama.	

## PLATE CVI.

282. <i>Fundulus funduloides</i> (Evermann) .....	650
Drawing by A. H. Baldwin from the type, No. 45563, U.S.N.M., collected by Evermann, Scovell, and Gurley in Dickinson Bayou, near Galveston, Texas.	
283. <i>Fundulus macdonaldi</i> (Meek).....	651
Drawing by S. F. Denton from the type collected by Meek, Drew, and Rettger in Jones Creek, Dixon, Missouri.	
284. <i>Fundulus jenkinsi</i> Evermann .....	651
Drawing by A. H. Baldwin from the type, No. 45562, U.S.N.M., collected by Evermann, Scovell, and Gurley in Dickinson Bayou, near Galveston, Texas.	

## PLATE CVII.

285. <i>Fundulus pulvereus</i> (Evermann).....	652
Drawing by A. H. Baldwin from the type, No. 45561, U.S.N.M., collected in Dickinson Bayou, near Galveston, Texas, by Evermann, Scovell, and Gurley.	
286. <i>Fundulus luciae</i> (Baird).....	654
Drawing by A. H. Baldwin from a specimen collected by H. M. Smith at St. George Island, Maryland.	
287. <i>Fundulus chrysotus</i> Holbrook .....	655
Drawing by A. H. Baldwin from a specimen collected by A. J. Woolman in Florida.	

## PLATE CVIII.

	Text page.
288. <i>Fundulus notti</i> (Agassiz).....	656
Drawing by H. L. Todd from No. 31439, U.S.N.M., collected in Elbow Creek, Florida, by J. A. Henshall.	
289. <i>Fundulus notatus</i> (Rafinesque).....	659
Drawing by H. L. Todd from No. 36324, U.S.N.M., collected in White River at Eureka Springs, Arkansas, by Jordan and Gilbert.	
290. <i>Adinia dugesii</i> (Bean).....	661
Drawing by H. L. Todd from the type, No. 37831, U.S.N.M., collected by Prof. A. Dugès, in Guanajuato, Mexico.	

## PLATE CIX.

291. <i>Fundulus goodei</i> (Jordan).....	664; 2831
Drawing by A. H. Baldwin, from a specimen collected by A. J. Woolman in Florida.	
292. <i>Lucania parva</i> (Baird and Girard).....	665
Drawing by W. S. Haines from a specimen collected by Dr. Bean in New Jersey.	
293. <i>Characodon bilineatus</i> Bean.....	668
Drawing by W. S. Haines from the type, No. 37832, U.S.N.M., collected by Professor Dugès in Guanajuato, Mexico.	

## PLATE CX.

294, 294a, 294b, 294c, 294d. <i>Empetrichthys merriami</i> Gilbert.....	667
Drawings from the type, No. 46101, U.S.N.M., collected by Merriam and Bailey in Ash Meadows, Amargosa Desert, on the boundary between California and Nevada.	

## PLATE CXI.

295, 295a. <i>Characodon variatus</i> Bean.....	669
Drawings by H. L. Todd from No. 37810, U.S.N.M., the type of <i>C. ferrugineus</i> Bean, collected by Professor Dugès in Guanajuato, Mexico.	
296. <i>Cyprinodon variegatus</i> Lacépède.....	671
Drawing by A. H. Baldwin from a male example collected by H. M. Smith at St. George Island, Maryland.	

## PLATE CXII.

296a. <i>Cyprinodon variegatus</i> Lacépède.....	671
Drawing by A. H. Baldwin from a young example collected by H. M. Smith at St. George Island, Maryland.	
297. <i>Cyprinodon carpio</i> Günther.....	675
Drawing by H. L. Todd from No. 32151, U.S.N.M., collected by Dr. J. W. Velie at Boca Ciega Bay, Florida.	
298. <i>Jordanella floridae</i> Goode and Bean.....	677
Drawing by A. H. Baldwin from a specimen collected by A. J. Woolman in Florida.	

## PLATE CXIII.

	Text page.
299. <i>Gambusia affinis</i> (Baird and Girard) .....	680
Drawing by A. H. Baldwin from No. 37839, U.S.N.M., a male, collected by Professor Dugès in Mexico.	
299a. <i>Gambusia affinis</i> (Baird and Girard) .....	680
Drawing by A. H. Baldwin from a female example collected by H. M. Smith at St. George Island, Maryland.	
300. <i>Anableps dovii</i> Gill .....	685
Drawing by A. H. Baldwin from No. 48214, U.S.N.M., col- lected by E. W. Nelson in Tehuantepec, Mexico.	

## PLATE CXIV.

301. <i>Goodea atripinnis</i> Jordan .....	685
Drawing from the type, No. 23137, U.S.N.M., collected by Professor Dugès at Leon in Guanajuato, Mexico.	
302. <i>Heterandria formosa</i> Agassiz .....	687
Drawing by A. H. Baldwin.	
303. <i>Pœcilia presidionis</i> Jordan and Culver .....	697
Drawing by Anna L. Brown from the type, a female, No. 2687, L. S. Jr. Univ. Mus., collected by the Hopkins Expedition at Mazatlan, Mexico, in the Rio Presidio.	

## PLATE CXV.

304. <i>Xiphophorus helleri</i> Heckel .....	701
Drawing by A. H. Baldwin from No. 44948, U.S.N.M., col- lected by A. L. Herrera at Vera Cruz, Mexico.	
305. <i>Chologaster cornutus</i> Agassiz .....	703
Drawing by S. F. Denton from the type of <i>C. aritus</i> Jordan and Jenkins, No. 39864, U.S.N.M., collected by Jenkins and Meek in the outlet of the Dismal Swamp, Virginia.	
306. <i>Typhlichthys subterraneus</i> Girard .....	704
Drawing by H. L. Todd from No. 36806, U.S.N.M., collected in Mammoth Cave, Kentucky.	
307. <i>Amblyopsis spelæus</i> DeKay .....	706
Drawing by H. L. Todd from No. 5863, U.S.N.M., collected in Mammoth Cave, Kentucky.	

## PLATE CXVI.

308. <i>Tylosurus raphidoma</i> (Ranzani) .....	715
Drawing by H. L. Todd.	
309. <i>Tylosurus acus</i> (Lacépède) .....	716
Drawing by H. L. Todd from No. 21422, U.S.N.M., received from E. G. Blackford.	
310. <i>Chriodorus atherinoides</i> Goode and Bean .....	719
Drawing by H. L. Todd from the type, No. 26593, U.S.N.M., collected by Silas Stearns at Key West, Florida.	
311. <i>Hyporhamphus unifasciatus</i> (Ranzani) .....	720
Drawing by H. L. Todd from No. 16944, U.S.N.M., collected by Otto Lugger in Chesapeake Bay.	

## PLATE CXVII.

	Text page.
312. <i>Hyporhamphus roberti</i> (Cuvier and Valenciennes) .....	721
Drawing by W. S. Haines from a specimen collected at Longport, New Jersey, by Dr. Bean.	
313. <i>Hemirhamphus brasiliensis</i> (Linnaeus) .....	722
Drawing by H. L. Todd from No. 26400, U.S.N.M., collected at Hungers Wharf, Virginia, by J. T. Wilkins.	
314. <i>Scombrosox saurus</i> (Walbaum) .....	725
Drawing by H. L. Todd from No. 19853, U.S.N.M., collected by V. N. Edwards at Woods Hole.	
315. <i>Fodiator acutus</i> (Cuvier and Valenciennes) .....	728
Drawing by A. H. Baldwin from No. 43427, U.S.N.M., collected by the <i>Albatross</i> at Panama.	

## PLATE CXVIII.

316. <i>Exonautes exsiliens</i> (Müller) .....	732; 2830
Drawing by H. L. Todd from No. 25187, U.S.N.M., collected by E. G. Blackford.	
317. <i>Exonautes rondelettii</i> (Cuvier and Valenciennes) .....	733; 2830
Drawing by H. L. Todd from No. 21871, U.S.N.M., collected by Capt. N. McPhee in N. lat. 41° 40', W. long. 62° 28'.	
318. <i>Exocetus volitans</i> Linnaeus .....	734
Drawing by H. L. Todd from No. 20636, U.S.N.M., collected by V. N. Edwards at Woods Hole.	

## PLATE CXIX.

319. <i>Cypsilurus californicus</i> (Cooper) .....	740; 2830
Drawing by H. L. Todd from No. 26907, U.S.N.M., collected by Dr. Jordan at Santa Barbara, California.	
320. <i>Gasterosteus aculeatus</i> Linnaeus .....	747
Drawing by H. L. Todd from No. 20875, U.S.N.M., collected at Woods Hole, Massachusetts, by V. N. Edwards.	
321. <i>Gasterosteus cataphractus</i> (Pallas) .....	749
Drawing by H. L. Todd from a specimen collected by Dr. Bean at St. Paul Island, Alaska.	

## PLATE CXX.

322. <i>Apeltes quadracus</i> (Mitchill) .....	752
Drawing by A. H. Baldwin from No. 13409, U.S.N.M., collected by V. N. Edwards at Woods Hole, Massachusetts.	
323. <i>Aulorhynchus flavidus</i> Gill .....	754
Drawing by A. H. Baldwin from No. 21585, U.S.N.M., collected by J. G. Swan in Puget Sound.	
324. <i>Aulostomus maculatus</i> Valenciennes .....	754
Drawing by H. L. Todd from No. 34838, U.S.N.M., collected by U. S. Fish Commission, Potomac River, Washington.	



	Text page.
325. <i>Siphostoma starksii</i> Jordan & Culver.....	771
Drawing by Anna L. Brown from the type, No. 2686, L. S. Jr. Univ. Mus., collected by the Hopkins Expedition in the Rio Presidio, Mazatlan, Mexico.	
326. <i>Corythoichthys cayorum</i> Evermann and Kendall.....	2838
Drawing by A. H. Baldwin from the type, No. 48784, U S.N.M., a male, collected by Evermann and Kendall at Key West, Florida.	

## PLATE CXXI.

327. <i>Hippocampus hudsonius</i> De Kay .....	777
Drawing by H. L. Todd.	
328. <i>Hippocampus zosteræ</i> Jordan and Gilbert .....	778
Drawing by W. S. Atkinson from a specimen collected by Dr. Jordan at Pensacola, Florida.	
329. <i>Percopsis guttatus</i> Agassiz.....	784
Drawing by A. H. Baldwin from a specimen collected by Dr. Evermann in East Okoboji Lake, Iowa.	

## PLATE CXXII.

330. <i>Columbia transmontana</i> Eigenmann and Eigenmann .....	784
Drawing by A. H. Baldwin from the type, collected at the mouth of the Umatilla River. Oregon, by Dr. Eigenmann.	
331. <i>Aphredoderus sayanus</i> (Gilliams) .....	786
Drawing from No. 34401, U.S.N.M., collected by William McAdams in the Illinois River.	
332. <i>Atherina stipes</i> Müller and Troschel.....	790
Drawing by A. H. Baldwin from No. 38456, U.S.N.M., collected by the <i>Albatross</i> in the Bahamas.	

## PLATE CXXIII.

333. <i>Atherina aræa</i> Jordan and Gilbert.....	790
Drawing by W. S. Haines from the type, No. 34967, U.S.N.M., collected by Dr. Jordan at Key West, Florida.	
334. <i>Chirostoma humbolditanum</i> (Cuvier and Valenciennes) .....	793
Drawing by A. H. Baldwin from No. 44156, U.S.N.M., collected by Scovell and Woolman in Mexico.	
335. <i>Eslopsarum jordani</i> (Woolman) .....	793; 2840
Drawing by A. H. Baldwin from the type, collected by A. J. Woolman in the canals at Salamanca, Mexico.	

## PLATE CXXIV.

336. <i>Kirklandia vagrans</i> (Goode and Bean) .....	794
Drawing by H. L. Todd from No. 22864, U.S.N.M., collected by Silas Stearns at Pensacola, Florida.	
Bull. No. 47, pt. 4—xv	

	Text page.
337. <i>Menidia peninsulae</i> (Goode and Bean).....	797
Drawing by H. L. Todd from No. 21481, U.S.N.M., collected at Pensacola, Florida., by Silas Stearns.	
338. <i>Menidia gracilis beryllina</i> (Cope) .....	797
Drawing by A. H. Baldwin from a specimen collected by H. M. Smith in the Potomac River.	

## PLATE CXXV.

339. <i>Eurystole eriarcha</i> (Jordan and Gilbert).....	803
Drawing by Anna L. Brown from No. 2689, L. S. Jr. Univ. Mus., collected by the Hopkins expedition at Mazatlan, Mexico.	
340. <i>Thyrina evermanni</i> Jordan and Culver .....	804
Drawing by Anna L. Brown from the type, No. 2688, L. S. Jr. Univ. Mus., collected by the Hopkins Expedition at Mazatlan, Mexico.	
341. <i>Atherinopsis californiensis</i> Girard .....	806
Drawing from No. 26764, U.S.N.M., collected by Dr. Jordan at San Diego, California.	

## PLATE CXXVI.

342. <i>Atherinops affinis</i> (Ayres).....	807
Drawing by Anna L. Brown.	
343. <i>Mugil cephalus</i> Linnaeus .....	811
Drawing by H. L. Todd from No. 24456, U.S.N.M., collected at Woods Hole, Massachusetts, by V. N. Edwards.	
344. <i>Mugil curema</i> Cuvier and Valenciennes.....	813
Drawing by H. L. Todd.	

## PLATE CXXVII.

345. <i>Mugil hospes</i> Jordan and Culver .....	814
Drawing by Anna L. Brown from the type, No. 2890, L. S. Jr. Univ. Mus., collected by the Hopkins Expedition at Mazatlan, Mexico.	
346. <i>Chaenomugil proboscideus</i> (Günther).....	816
Drawing by A. H. Baldwin from No. 46563, U.S.N.M., collected by the <i>Albatross</i> at Clarion Island.	
347. <i>Agonostomus monticola</i> (Bancroft).....	819
Drawing by A. H. Baldwin from No. 45482, U.S.N.M., collected by E. W. Nelson in Mexico.	

## PLATE CXXVIII.

348. <i>Joturus pichardi</i> Poey .....	821
Drawing by A. H. Baldwin from No. 31010, U.S.N.M., collected by Captain Dow at Panama.	

	Text page.
349. <i>Sphyræna barracuda</i> (Walbanm).....	823; 2841
Drawing by H. L. Todd from No. 14978, U.S.N.M., received from E. G. Blackford, collected in Florida.	
350. <i>Polydactylus octonemus</i> (Girard).....	830
Drawing by H. L. Todd from No. 22821, U.S.N.M., collected by Silas Stearns at Pensacola, Florida.	

PLATE CXXIX.

351. <i>Ammodytes americanus</i> De Kay.....	833
Drawing by H. L. Todd from No. 16500, U.S.N.M., collected by the U. S. Fish Commission at Nantucket.	
352. <i>Bathyclupea argentea</i> Goode and Bean.....	835
Drawing by A. H. Baldwin from the type collected by the <i>Blake</i> , off Neris.	
353. <i>Stephanoberyx monæ</i> Gill.....	836
Drawing by H. L. Todd from the type, No. 33445, U.S.N.M., collected by the <i>Albatross</i> at Station 2077, in the Gulf Stream.	

PLATE CXXX.

354. <i>Hoplostethus mediterraneus</i> Cuvier and Valenciennes.....	837
Drawing by A. H. Baldwin from No. 43624, U.S.N.M., collected by the <i>Albatross</i> at Station 2059.	
355. <i>Plectromus suborbitalis</i> Gill.....	841
Drawing by H. L. Todd from the type, No. 33271, U.S.N.M., collected by the <i>Albatross</i> at Station 2036, in N. lat. 38° 52' 40", W. long. 69° 24' 40", in 1,735 fathoms.	
356. <i>Plectromus crassiceps</i> Günther.....	843
Drawing by S. F. Denton from No. 33378, U.S.N.M., collected by the <i>Albatross</i> in N. lat. 41° 40' 30", W. long. 65° 35', in 855 fathoms.	

PLATE CXXXI.

357. <i>Beryx splendens</i> Lowe.....	844
Drawing by M. M. Smith from a specimen collected by the <i>Albatross</i> at Station 2415, in N. lat. 30° 44', W. long. 79° 26', in 440 fathoms.	
358. <i>Holocentrus ascensionis</i> (Osbeck).....	848
Drawing by H. L. Todd.	
359. <i>Flammeo marianus</i> (Cuvier and Valenciennes).....	852; 2871
Drawing by W. S. Atkinson from specimen No. 4972, L. S. Jr. Univ. Mus., collected by Rev. J. S. Roberts at Kingston, Jamaica.	

PLATE CXXXII.

360. <i>Mullus auratus</i> Jordan and Gilbert.....	856
Drawing by A. H. Baldwin.	
361. <i>Mulloides rathbuni</i> (Evermann and Jenkins).....	857
Drawing by A. H. Baldwin from the type, No. 43241, U.S.N.M., collected by Evermann and Jenkins at Guaymas, Mexico.	

	Text page
362. <i>Upeneus maculatus</i> (Bloch) .....	858
Drawing by H. L. Todd from No. 21910, U.S.N.M., collected by V. N. Edwards at Woods Hole, Massachusetts.	

## PLATE CXXXIII.

363. <i>Scomber scombrus</i> Linnaeus .....	865
Drawing by H. L. Todd from No. 25256, U.S.N.M., obtained in the Washington market.	
364. <i>Scomber colias</i> Gmelin .....	866
Drawing by H. L. Todd from No. 23480, U.S.N.M., collected by the U. S. Fish Commission at Provincetown, Massachusetts.	
365. <i>Auxis thazard</i> (Lacépède) .....	867
Drawing by H. L. Todd from No. 35136, U.S.N.M., collected by the U. S. Fish Commission at Woods Hole, Massachusetts.	

## PLATE CXXXIV.

366. <i>Gymnosarda alleterata</i> (Rafinesque) .....	869
Drawing by H. L. Todd from No. 10436, U.S.N.M., collected by S. F. Baird at Woods Hole, Massachusetts.	
367. <i>Germo alalunga</i> (Gmelin) .....	871
Drawing by H. L. Todd from No. 21844, U.S.N.M., collected by Capt. William Thompson of the schooner <i>Magie</i> , in 300 fathoms.	
368. <i>Scomberomorus maculatus</i> (Mitchill) .....	874
Drawing by H. L. Todd from No. 15582, U.S.N.M., obtained by E. G. Blackford in the New York market.	

## PLATE CXXXV.

369. <i>Scomberomorus regalis</i> (Bloch) .....	875
Drawing by H. L. Todd from No. 12527, U.S.N.M., collected by E. G. Blackford at Key West.	
370. <i>Escolar violaceus</i> (Bean) .....	878; 2843
Drawing by S. F. Denton from the type, No. 39287, U.S.N.M., collected by Capt. Thomas Thompson on Le Have Bank in 125 fathoms.	
371. <i>Epiannula magistralis</i> Poey .....	880
Drawing by H. L. Todd from No. 37238, U.S.N.M., collected by the <i>Albatross</i> in the Caribbean Sea.	

## PLATE CXXXVI.

372. <i>Evoxymetopon tæniatus</i> Poey .....	886
Drawing by H. L. Todd from No. 5735, U.S.N.M., collected by Professor Poey in Cuba.	
373. <i>Lepidopus caudatus</i> (Euphrasen) .....	886
Drawing by A. H. Baldwin from No. 10115, U.S.N.M., collected by John Xantus at Cape San Lucas, Lower California.	

	Text page.
374. <b>Benthodesmus atlanticus</b> Goode and Bean.....	887
Drawing by H. L. Todd from the type, No. 29116, U.S.N.M., taken from the stomach of a halibut by Capt. R. Morrison, of the schooner <i>Laura Nelson</i> , on the west edge of the Grand Bank of Newfoundland, in 80 fathoms.	

## PLATE CXXXVII.

375. <b>Trichiurus lepturus</b> Linnæus .....	889
Drawing by H. L. Todd from No. 18028, U.S.N.M., collected by Dr. Janeway at St. Augustine, Florida.	
376. <b>Istiophorus nigricans</b> (Lacépède) .....	891
Drawing by H. L. Todd from No. 37923, U.S.N.M., collected by U. S. Fish Commission at Woods Hole, Massachusetts.	

## PLATE CXXXVIII.

377. <b>Nematistius pectoralis</b> Gill .....	895
Drawing by A. H. Baldwin.	
378. <b>Oligoplites saurus</b> (Bloch and Schneider).....	898
Drawing by H. L. Todd from No. 16354, U.S.N.M., collected by the U. S. Fish Commission at Memensha Bight.	

## PLATE CXXXIX.

379. <b>Naucrates ductor</b> Linnæus .....	900
Drawing by H. L. Todd from No. 23197, U.S.N.M., collected by William A. Bansett at New Bedford, Massachusetts.	
380. <b>Seriola dorsalis</b> (Gill).....	902
Drawing by H. L. Todd from a specimen collected by Jordan and Gilbert at San Pedro, California.	
381. <b>Seriola zonata</b> (Mitchill).....	902
Drawing by H. L. Todd from No. 18720, U.S.N.M., collected by V. N. Edwards at Woods Hole, Massachusetts.	

## PLATE CXL.

382. <b>Seriola lalandi</b> Cuvier and Valenciennes.....	903
Drawing by H. L. Todd from No. 37918, U.S.N.M., collected by the U. S. Fish Commission at Woods Hole, Massachusetts.	
383. <b>Decapterus macarellus</b> (Cuvier and Valenciennes).....	909
Drawing by H. L. Todd.	
384. <b>Trachurus trachurus</b> (Linnæus).....	910
Drawing by H. L. Todd from No. 23421, U.S.N.M., collected at Newport, Rhode Island.	

## PLATE CXLI.

385. <b>Trachurops crumenophthalmus</b> (Bloch) .....	911
Drawing by H. L. Todd from No. 20681, U.S.N.M., collected by V. N. Edwards, at Woods Hole, Massachusetts.	

	Text page.
386. <i>Hemicarax amblyrhynchus</i> (Cuvier and Valenciennes) . . .	912
Drawing by H. L. Todd from No. 30177, U.S.N.M., collected by Silas Stearns, at Pensacola, Florida.	
387. <i>Caranx hippos</i> (Linnaeus) . . . . .	920
Drawing by H. L. Todd from No. 10431, U.S.N.M., collected by V. N. Edwards, at Woods Hole, Massachusetts.	

## PLATE CXLII.

388. <i>Caranx latus</i> Agassiz. . . . .	921
Drawing by H. L. Todd from No. 20247, U.S.N.M., collected by V. N. Edwards, at Woods Hole, Massachusetts.	
389. <i>Caranx crysos</i> (Mitchill) . . . . .	923
Drawing by H. L. Todd from No. 16512, U.S.N.M., collected by the U.S. Fish Commission at Woods Hole, Massachusetts.	

## PLATE CXLIII.

390. <i>Caranx medusicola</i> Jordan and Starks . . . . .	924
Drawing by Anna L. Brown from the type, No. 2645, L. S. Jr. Univ. Mus., collected by the Hopkins Expedition at Mazatlan, Mexico.	
391. <i>Hymnis hopkinsi</i> Jordan and Starks. . . . .	933
Drawing by Anna L. Brown from the type, No. 1563, L. S. Jr. Univ. Mus., collected by the Hopkins Expedition at Mazatlan, Mexico.	

## PLATE CXLIV.

392. <i>Vomer setipinnis</i> (Mitchill) . . . . .	934
Drawing by H. L. Todd from No. 16252, U.S.N.M., obtained by E. G. Blackford in the Fulton Market, New York.	
393. <i>Selene vomer</i> (Linnaeus) . . . . .	936
Drawing by H. L. Todd from No. 22007, U.S.N.M., a young example, collected by C. J. Copley at Stapleton, Staten Island.	

## PLATE CXLV.

393a. <i>Selene vomer</i> (Linnaeus) . . . . .	936
Drawing by H. L. Todd from No. 22279, U.S.N.M., an adult.	
394. <i>Chloroscombrus chrysurus</i> (Linnaeus) . . . . .	938
Drawing by H. L. Todd from No. 21286, U.S.N.M., collected by Dr. Goode in the St. Johns River, Florida.	

## PLATE CXLVI.

395. <i>Trachinotus glaucus</i> (Bloch) . . . . .	940
Drawing by H. L. Todd from No. 30176, U.S.N.M., collected by Silas Stearns at Pensacola, Florida.	
396. <i>Trachinotus falcatus</i> (Linnaeus) . . . . .	941
Drawing by H. L. Todd from No. 26585, U.S.N.M., collected by Silas Stearns in Florida.	

## PLATE CXLVII.

	Text page.
397. <i>Trachinotus culveri</i> Jordan and Starks.....	942
Drawing by Anna L. Brown from the type, No. 2691, L. S. Jr. Univ. Mus., collected by the Hopkins Expedition at Mazatlan, Mexico.	
398. <i>Trachinotus carolinus</i> (Linnaeus) .....	944
Drawing by H. L. Todd from No. 10427, U.S.N.M., collected by S. F. Baird at Woods Hole, Massachusetts.	

## PLATE CXLVIII.

399. <i>Zalocys stilbe</i> Jordan and McGregor.....	2848
Drawing by Anna L. Brown from the type, No. 11996, L. S. Jr. Univ. Mus., collected by R. C. McGregor, at Clarion Island.	
400. <i>Pomatomus saltatrix</i> (Linnaeus) .....	946
Drawing by H. L. Todd, from a cast.	
401. <i>Rachycentron canadus</i> (Linnaeus) .....	948
Drawing by H. L. Todd from No. 18563, U.S.N.M.	

## PLATE CXLIX.

402. <i>Coryphæna hippurus</i> Linnaeus.....	952
Drawing by H. L. Todd from No. 16482, U.S.N.M., obtained by E. G. Blackford in Fulton Market.	
403. <i>Centrolophus niger</i> (Gmelin).....	963
Drawing by S. F. Denton from a specimen obtained at Dennis, Massachusetts.	

## PLATE CL.

404. <i>Peprilus paru</i> (Linnaeus) .....	965
Drawing by H. L. Todd from No. 15234, U.S.N.M.	
405. <i>Poronotus triacanthus</i> (Peck).....	967
Drawing by H. L. Todd from No. 787, U.S.N.M., collected by S. F. Baird at Beesleys Point, New Jersey.	

## PLATE CLI.

406. <i>Icichthys lockingtoni</i> Jordan and Gilbert .....	969
Drawing by A. H. Baldwin from No. 27397, U.S.N.M., collected at Point Reyes, California.	
407. <i>Schedophilus medosophagus</i> Cocco.....	970
Drawing from H. L. Todd from a specimen collected by the <i>Albatross</i> in lat. 27° 49' N., 76° 12' W.	
408. <i>Acrotus willoughbyi</i> Bean.....	973
Drawing by H. L. Todd from the type, No. 39340, U.S.N.M., collected by Chas. Willoughby at the Quinault Agency, west coast of Washington.	

## PLATE CLII.

	Text page.
409. <i>Zaprora silenus</i> Jordan.....	2850
Drawing by Anna L. Brown from the type, in the Provincial Museum at Victoria, British Columbia, collected by H. T. Stainton, at Nanaimo, Vancouver Island.	
410. <i>Grammicolepis brachiusculus</i> Poey.....	974
Drawing by A. H. Baldwin from a drawing by R. W. Shufeldt, Jour. Morph., Vol. 11.	
411. <i>Tetragonurus cuvieri</i> Risso .....	976
Drawing by Mary Hildebrandt from a specimen collected by V. N. Edwards at Woods Hole.	

## PLATE CLIII.

412. <i>Pempheris mulleri</i> Poey.....	978
Drawing by M. M. Smith from No. 37111, U.S.N.M., collected by the <i>Albatross</i> at Cozumel.	
413. <i>Pempheris poeyi</i> Bean .....	979
Drawing by M. M. Smith from the type, No. 37184, U.S.N.M., collected by Prof. Poey in Cuba.	
414. <i>Elassoma evergladei</i> Jordan .....	982
Drawing by A. H. Baldwin from a specimen collected by A. J. Woolman in Florida.	

## PLATE CLIV.

415. <i>Pomoxis annularis</i> Rafinesque.....	987
Drawing by H. L. Todd from No. 10387, U.S.N.M.	
416. <i>Pomoxis sparoides</i> (Lacépède).....	987
Drawing by H. L. Todd from No. 10077, U.S.N.M.	

## PLATE CLV.

417. <i>Centrarchus macropterus</i> (Lacépède).....	988
Drawing by H. L. Todd from No. 20397, U.S.N.M., collected by W. S. Hyatt at Kingston, North Carolina.	
418. <i>Acantharchus pomotis</i> (Baird).....	989
Drawing by H. L. Todd from No. 6475, U.S.N.M., collected at Tarboro, North Carolina.	

## PLATE CLVI.

419. <i>Ambloplites rupestris</i> (Rafinesque).....	990
Drawing by H. L. Todd from No. 9401, U.S.N.M., collected by George Clark at Ecorse, Michigan.	
419, A, B, C. Skull of <i>Ambloplites rupestris</i> (Rafinesque).....	990
Drawings from Boulenger's Catalogue of Perciform Fishes, Vol. 1, p. 3.	



## PLATE CLVII.

	Text page.
420. <i>Archoplites interruptus</i> (Girard).....	991
Drawing by H. L. Todd from No. 27137, U.S.N.M., collected by Dr. Jordan at San Francisco.	
421. <i>Chænobryttus gulosus</i> (Cuvier and Valenciennes).....	992
Drawing by H. L. Todd from No. 17803, U.S.N.M., collected by Kumlien and Bean in Jackson Lake, near Montgomery, Alabama.	

## PLATE CLVIII.

422. <i>Enneacanthus gloriosus</i> (Holbrook).....	993
Drawing by H. L. Todd from No. 20356, U.S.N.M., collected by C. C. Abbott at Trenton, New Jersey.	
423. <i>Mesogonistius chætodon</i> (Baird) .....	995
Drawing from No. 20354, U.S.N.M., collected by C. C. Abbott at Trenton, New Jersey.	

## PLATE CLIX.

424. <i>Apomotis symmetricus</i> (Forbes).....	998
Drawing by A. H. Baldwin from a specimen collected by Evermann, Scovell, and Gurley in Kilpers Pond, Houston, Texas.	
425. <i>Lepomis auritus</i> (Linnaeus) .....	1001
Drawing by H. L. Todd.	
425a. Skull of <i>Lepomis auritus</i> (Linnaeus).....	1001
Drawing from Boulenger's Catalogue of Perciform Fishes, Vol. 1, p. 24.	

## PLATE CLX.

426. <i>Lepomis megalotis</i> (Rafinesque) .....	1002
Drawing by H. L. Todd from No. 36465, U.S.N.M., collected by Jordan and Gilbert in Saline River, Benton, Arkansas.	
427. <i>Lepomis pallidus</i> (Mitchill) .....	1005
Drawing by H. L. Todd from No. 8448, U.S.N.M.	

## PLATE CLXI.

428. <i>Eupomotis euryorus</i> (McKay) .....	1008
Drawing by H. L. Todd from the type No. 4109, U.S.N.M., collected in Lake Huron, at Fort Gratiot, Michigan.	
429. <i>Eupomotis gibbosus</i> (Linnaeus) .....	1009
Drawing by H. L. Todd from No. 4163, U.S.N.M., collected by Professor Baird in Root River, Wisconsin.	

## PLATE CLXII.

430. <i>Micropterus dolomieu</i> Lacépède .....	1011
Drawing by H. L. Todd from No. 14143, U.S.N.M., obtained in the Washington market.	
430a. Vertebrae of <i>Micropterus dolomieu</i> Lacépède .....	1011
From Boulenger's Catalogue Perciform Fishes, Vol. 1, p. 4.	

## PLATE CLXIII.

	Text page.
431. <i>Micropterus salmoides</i> (Lacépède) .....	1012
Drawing by H. L. Todd.	
432. <i>Kuhlia rupestris</i> (Lacépède) .....	
Drawings from Boulenger's Catalogue of Perciform Fishes, Vol. I, fig. 4, p. 35.	

## PLATE CLXIV.

433. <i>Stizostedion vitreum</i> (Mitchill) .....	1021
Drawing by H. L. Todd from No. 10072, U.S.N.M., collected by J. W. Milner at Rochester, New York.	
433a. Tail of <i>Stizostedion vitreum</i> (Mitchill) .....	1021
Drawing by Anna L. Brown.	
434. <i>Stizostedion canadense</i> (Smith) .....	1022
Drawing by H. L. Todd from No. 10555, U.S.N.M., collected by J. W. Milner at Ecorse, Michigan.	

## PLATE CLXV.

435. <i>Perca flavescens</i> (Mitchill) .....	1023
Drawing by H. L. Todd.	
436. <i>Percina caprodes</i> (Rafinesque) .....	1026
Drawing by H. L. Todd from No. 34744, U.S.N.M., collected by H. G. Dresel in Licking County reservoir, Ohio.	
436a. Skull of <i>Percina caprodes</i> (Rafinesque) .....	1026
Drawing from Boulenger's Catalogue of Perciform Fishes, Vol. I, fig. 7, p. 57.	

## PLATE CLXVI.

437. <i>Hadropterus macrocephalus</i> (Cope) .....	1031
Drawing by A. H. Baldwin from a specimen collected by Dr. Gurley in Indian Creek, near Cumberland Gap, Tennessee.	
438. <i>Hadropterus aspro</i> (Cope and Jordan) .....	1032
Drawing by A. H. Baldwin from a specimen collected by Evermann, Scovell, and Gurley in Chickamunga Creek, at Lee and Gordon's mill, Georgia.	

## PLATE CLXVII.

439. <i>Hadropterus gruntheri</i> Eigenmann and Eigenmann .....	1033
Drawing by A. H. Baldwin from a specimen collected by A. J. Woolman in the Red River of the North, Moorehead, Minnesota.	
440. <i>Hadropterus evides</i> (Jordan and Copeland) .....	1036
Drawing by A. H. Baldwin from a specimen collected by Evermann, Scovell, and Gurley in Clinch River, at Walkers Ford, Tennessee.	
441. <i>Hadropterus scierus</i> Swain .....	1037
Drawing by A. H. Baldwin from a specimen collected by Evermann, Scovell, and Gurley in Clinch River, at Walkers Ford, Tennessee.	

## PLATE CLXVIII.

	Text page.
442. <i>Hypohomus aurantiacus</i> (Cope) .....	1040
Drawing by A. H. Baldwin from a specimen collected by Evermann, Scovell, and Gurley in Clinch River, at Walkers Ford, Tennessee.	
443. <i>Hypohomus spilotus</i> (Gilbert).....	1043
Drawing by A. H. Baldwin.	
444. <i>Cottogaster shumardi</i> (Girard).....	1046
Drawing by H. L. Todd from No. 17852, U.S.N.M., collected by Dr. Jordan in the Wabash River, Indiana.	

## PLATE CLXIX.

445. <i>Cottogaster cheneyi</i> Evermann and Kendall.....	2851
Drawing by A. H. Baldwin from the type No. 48781, U.S.N.M., collected by Evermann and Bean in Racket River, Norfolk, New York.	
446. <i>Ulocentra gilberti</i> Evermann and Thoburn.....	1049
Drawing by A. H. Baldwin from the type No. 47531, U.S.N.M., collected by Evermann, Scovell, and Gurley in Clinch River, Walkers Ford, Tennessee.	
447. <i>Ulocentra meadiæ</i> Jordan and Evermann.....	2852
Drawing by A. H. Baldwin from the type No. 48903, U.S.N.M., collected by Dr. Gurley in Indian Creek, Cumberland Gap, Tennessee.	

## PLATE CLXX.

448. <i>Ulocentra simotera</i> (Cope) .....	1051
Drawing by A. H. Baldwin from a specimen collected by Evermann, Scovell, and Gurley in Arnwiné Spring, Mount Verd, Tennessee.	
449. <i>Diplesion blennioides</i> (Rafinesque).....	1053
Drawing by A. H. Baldwin from a specimen collected by Evermann, Scovell, and Gurley in Clinch River, at Walkers Ford, Tennessee.	
450. <i>Boleosoma nigrum</i> (Rafinesque) .....	1056
Drawing by A. H. Baldwin from a specimen collected by R. R. Gurley in Ball Creek, near Tazewell, Tennessee.	

## PLATE CLXXI.

451. <i>Boleosoma nigrum olmstedii</i> (Storer).....	1057
Drawing by H. L. Todd from No. 30243, U.S.N.M., collected by Col. Marshall McDonald in the Potomac River, Gunston, Virginia.	
452. <i>Boleosoma camurum</i> Forbes .....	1060
Drawing by H. L. Todd from the type No. 23455, U.S.N.M., collected by Dr. Jordan in the Illinois River.	
453. <i>Crystallaria asprella</i> (Jordan) .....	1061
Drawing by A. H. Baldwin from No. 45455, U.S.N.M., collected by Dr. Evermann in the Wabash River, New Harmony, Indiana.	

## PLATE CLXXII.

	Text page.
454. <i>Ammocrypta pellucida clara</i> (Jordan and Meek).....	1063
Drawing by S. F. Denton from the type No. 35828, U.S.N.M., collected by Jordan and Meek in the Des Moines River, Ottumwa, Iowa.	
455. <i>Ammocrypta beanii</i> Jordan .....	1064
Drawing by A. H. Baldwin from No. 17833, U. S. N. M., col- lected by Bean and Maxson in Notalbany River, Louisiana.	
456. <i>Etheostoma camurum</i> (Cope) .....	1076
Drawing by A. H. Baldwin from a specimen collected by R. R. Gurley in Indian Creek, near Cumberland Gap, Tennessee.	

## PLATE CLXXIII.

457. <i>Etheostoma cinereum</i> Storer.....	1078
Drawing by A. H. Baldwin from a specimen collected by P. H. Kirsch in Wolf River, Byrdstown, Tennessee.	
458. <i>Etheostoma jordani</i> Gilbert .....	1079
Drawing by S. F. Denton.	
459. <i>Etheostoma pottsii</i> (Girard).....	1082
Drawing by H. L. Todd from No. 38245, U.S.N.M., the type of <i>Etheostoma micropterus</i> Gilbert, collected by E. Wilkinson in Chihuahua, Mexico.	

## PLATE CLXXIV.

460. <i>Etheostoma iowæ</i> Jordan and Meek.....	1083
Drawing by A. H. Baldwin from a specimen collected by A. J. Woolman in Pomme de Terre River, Appleton, Wis- consin.	
461. <i>Etheostoma jessieæ</i> (Jordan and Brayton) .....	1084
Drawing by H. L. Todd from No. 27896, U.S.N.M., collected by Dr. Forbes, in Lake Peoria, Illinois.	
462. <i>Etheostoma lepidogenys</i> Evermann and Kendall .....	1087
Drawing by A. H. Baldwin from the type, No. 44840, U.S.N.M., collected by Evermann, Seovell, and Gurley, in Comal Spring, New Braunfels, Texas.	

## PLATE CLXXV.

463. <i>Etheostoma obeyense</i> Kirsch .....	1092
Drawing by A. H. Baldwin from the type, No. 45565, U.S.N.M., collected by Dr. Kirsch, in tributary of Obeyes River, Clinton County, Kentucky.	
464. <i>Etheostoma pagei</i> Meek.....	1092
Drawing by A. H. Baldwin from the type, No. 45556, U.S.N.M., collected by Dr. Meek in Spring Branch at Neosho, Missouri.	
465. <i>Etheostoma virgatum</i> (Jordan) .....	1093
Drawing by A. H. Baldwin from No. 36644, U.S.N.M., collected by Gilbert and Swain in Rock Castle River, Livingston, Kentucky.	

## PLATE CLXXVI.

	Text page.
466. <i>Etheostoma juliae</i> Meek.....	1093
Drawing by S. F. Denton from the type collected by Meek, Drew, and Rettger in James River, near Springfield, Missouri.	
467. <i>Psychromaster tuscumbia</i> (Gilbert and Swain) .....	1100
Drawing by A. H. Baldwin from the type, No. 36154, U.S.N.M., collected by Gilbert and Swain in Spring Creek, Tusculumbia, Alabama.	
468. <i>Copelandellus quiescens</i> (Jordan) .....	1100
Drawing by A. H. Baldwin.	

## PLATE CLXXVII.

469. <i>Boleichthys fusiformis</i> (Girard).....	1101
Drawing by H. L. Todd from No. 36415, U.S.N.M., collected by Jordan and Gilbert in Washita River, Arkadelphia, Arkansas.	
470. <i>Microperca fonticola</i> (Jordan and Gilbert) .....	1104
Drawing by Ernest Copeland from the type, No. 36523, U.S.N.M., collected by Jordan and Gilbert in San Marcos River, San Marcos, Texas.	
471. <i>Apogon retrosella</i> (Gill) .....	1108
Drawing by Anna L. Brown from No. 2917, L. S. Jr. Univ. Mus., collected by the Hopkins expedition at Mazatlan, Mexico.	

## PLATE CLXXVIII.

472. <i>Apogon pigmentarius</i> (Poey) .....	1109
473. <i>Apogonichthys alutus</i> (Jordan & Gilbert).....	1110
Drawing by A. H. Baldwin from No. 30874, U.S.N.M., collected by Jordan and Stearns at Pensacola, Florida.	

## PLATE CLXXIX.

474. <i>Cheilodipterus affinis</i> Poey .....	1113
Drawing by A. H. Baldwin from No. 37416, U.S.N.M., collected by Professor Poey in Cuba.	
475. <i>Hypoclydonia bella</i> Goode and Bean .....	1115
Drawing by S. F. Denton from No. 39338, U.S.N.M., collected by the <i>Albatross</i> at Station 2426, in N. lat. 36° 01' 30'', W. long. 74° 47' 30'', in 93 fathoms.	
476. <i>Centropomus undecimalis</i> (Bloch).....	1118
Drawing by H. L. Todd from No. 19907, U.S.N.M.	

## PLATE CLXXX.

477. <i>Roccus chrysops</i> (Rafinesque) .....	1132
Drawing by H. L. Todd from No. 10326, U.S.N.M., collected by J. W. Milner at Sandusky, Ohio.	
478. <i>Roccus lineatus</i> (Bloch).....	1132
Drawing by H. L. Todd from No. 25219, U.S.N.M., obtained by Professor Baird in the Washington market.	

## PLATE CLXXXI.

	Text page.
479. <i>Morore americana</i> (Gmelin).....	1134
Drawing by H. L. Todd from No. 15861, U.S.N.M., received from the New York market.	
480, 480a. <i>Polyprion americanus</i> (Bloch & Schneider).....	1139
Drawings from Boulenger's Catalogue of Perciform Fishes Vol. 1, fig. 12, p. 149.	

## PLATE CLXXXII.

481. <i>Bodianus fulvus punctatus</i> (Linnaeus) .....	1146
Drawing by A. H. Baldwin from No. 33717, U.S.N.M., collected by J. C. Brevoort in the West Indies.	
482. <i>Epinephelus adscensionis</i> (Osbeck).....	1152
Drawing by H. L. Todd from No. 26574, U.S.N.M., collected by Silas Stearns, at Key West, Florida.	

## PLATE CLXXXIII.

483. <i>Epinephelus striatus</i> (Bloch).....	1157
Drawing by H. L. Todd from No. 31910, U.S.N.M., collected by Silas Stearns at Pensacola, Florida.	
484. <i>Epinephelus drummond-hayi</i> Goode and Bean .....	1159
Drawing by H. L. Todd from No. 31719, U.S.N.M., collected by Silas Stearns at Pensacola, Florida.	

## PLATE CLXXXIV.

485. <i>Epinephelus morio</i> (Cuvier and Valenciennes).....	1160
Drawing by H. L. Todd from No. 22129, U.S.N.M., collected in Florida and obtained in the Washington market by Dr. Goode.	
486. <i>Garrupa nigrita</i> (Holbrook).....	1161
Drawing by H. L. Todd from No. 37207, U.S.N.M., collected by the <i>Albatross</i> .	

## PLATE CLXXXV.

487. <i>Promicrops itaiara</i> (Lichtenstein) .....	1162
Drawing by H. L. Todd from No. 22306, U.S.N.M., collected at mouth of St. Johns River, Florida.	
487a, 487b. <i>Promicrops itaiara</i> (Lichtenstein).....	1162
Drawings from Boulenger's Catalogue of Perciform Fishes, Vol. 1, fig. 13, p. 164.	

## PLATE CLXXXVI.

488. <i>Alphestes chloropterus</i> (Cuvier and Valenciennes).....	1164
Drawing by A. H. Baldwin from No. 9821, U.S.N.M., collected by Professor Poey in Cuba.	
488a. <i>Alphestes chloropterus</i> (Cuvier and Valenciennes).....	1164
Drawing from Boulenger's Catalogue of Perciform Fishes, Vol. 1, fig. 18, p. 254.	

	Text page.
489. <i>Dermatolepis zancus</i> Evermann and Kendall .....	2854
Drawing by A. H. Baldwin from the type, No. 48843, U.S.N.M., collected by Evermann and Kendall at Key West, Florida.	

## PLATE CLXXXVII.

490. <i>Mycteroperca bouleengeri</i> Jordan and Starks .....	1171
Drawing by Anna L. Brown from the type, No. 1691, L. S. Jr. Univ. Mus., collected by the Hopkins expedition to Mazatlan, Mexico.	
491. <i>Mycteroperca venenosa</i> (Linnaeus) .....	1172
Drawing by H. L. Todd from No. 35103, U.S.N.M., collected by Dr. Jordan at Havana, Cuba.	
492. Skull of <i>Mycteroperca bonaci</i> (Poey) .....	1174
Drawing from Boulenger's Catalogue of Perciform Fishes, Vol. I, fig. 19, p. 258.	

## PLATE CLXXXVIII.

493. <i>Mycteroperca jordani</i> (Jenkins and Evermann) .....	1176
Drawing by A. H. Baldwin from the type, No. 39628, U.S.N.M., collected at Guaymas, Mexico, by Jenkins and Evermann.	
494. <i>Mycteroperca microlepis</i> (Goode and Bean) .....	1177
Drawing by H. L. Todd from No. 26587, U.S.N.M., collected by Silas Stearns at Key West, Florida.	
495. <i>Mycteroperca falcata phenax</i> Jordan and Swain .....	1185
Drawing by H. L. Todd from No. 34992, U.S.N.M., collected at Key West, Florida, by Dr. Jordan.	

## PLATE CLXXXIX.

496. <i>Hypoplectrus unicolor nigricans</i> (Poey) .....	1193
Drawing by H. L. Todd from No. 3423, U.S.N.M., collected at Garden Key, Florida.	
497. <i>Hypoplectrus gemma</i> Goode and Bean .....	1193
Drawing by H. L. Todd from the type, No. 3422, U.S.N.M., collected at Garden Key, Florida.	

## PLATE CXC.

498. <i>Paralabrax maculatofasciatus</i> (Steindachner) .....	1196
Drawing by A. H. Baldwin from No. 34754, U.S.N.M., col- lected by Rosa Smith at San Diego, California.	
499. Skull of <i>Paralabrax humeralis</i> (Cuvier and Valenciennes) ...	1196
Drawing from Boulenger's Catalogue of Perciform Fishes, Vol. I, fig. 20, p. 275.	
500. <i>Centropristes striatus</i> (Linnaeus) .....	1199
Drawing by H. L. Todd from No. 14838, U.S.N.M., collected by the U. S. Fish Commission at Noank, Connecticut.	

## PLATE CXCI.

	Text page.
501. <i>Centropristes philadelphicus</i> (Linnaeus).....	1201
Drawing by A. H. Baldwin from No. 33161, U.S.N.M., collected by Dr. Gilbert at Charleston, South Carolina.	
502. <i>Diplectrum formosum</i> (Linnaeus) .....	1207
Drawing by H. L. Todd from No. 21543, U.S.N.M., collected by C. C. Leslie at Charleston, South Carolina.	
503. <i>Prionodes bulleri</i> (Boulenger).....	1213
Drawing from Boulenger's Catalogue of Perciform Fishes, Vol. I, pl. X.	

## PLATE CXCII.

504. <i>Paranthias furcifer</i> (Cuvier and Valenciennes) .....	1221
Drawing by A. H. Baldwin from No. 12540, U.S.N.M., collected by Professor Poey in Cuba.	
505. <i>Hemianthias vivanus</i> (Jordan and Swain).....	1223
Drawing by W. S. Atkinson from specimen No. 1655, L. S. Jr. Univ. Mus., collected by Dr. Jordan at Pensacola, Florida.	
506. <i>Pronotogrammus multifasciatus</i> Gill.....	1226
Drawing by H. L. Todd from the type, No. 2762, U.S.N.M., collected by John Xantus at Cape San Lucas, Lower California.	

## PLATE CXCIIL.

507. <i>Anthias asperilinguis</i> Günther.....	1227
Drawing from Boulenger's Catalogue of Perciform Fishes, Vol. I, pl. XIII.	
508. <i>Gramma loreto</i> Poey .....	1229
Drawing by J. W. Folsom from the type, No. 10031, M.C.Z., collected by Professor Poey at Matanzas, Cuba.	

## PLATE CXCIV.

509. <i>Rypticus bistrispinus</i> (Mitchill).....	1233
Drawing by H. L. Todd.	
510. <i>Lobotes surinamensis</i> (Bloch).....	1235
Drawing by H. L. Todd.	

## PLATE CXCV.

511. <i>Priacanthus arenatus</i> Cuvier and Valenciennes .....	1237
Drawing by H. L. Todd from No. 20680, U.S.N.M., collected by V. N. Edwards at Woods Hole, Massachusetts.	
512. <i>Pseudopriacanthus altus</i> Gill .....	1239
Drawing by H. L. Todd from No. 2317, U.S.N.M., collected by the <i>Albatross</i> off Key West, Florida.	



## PLATE CXCVI.

	Text page.
513. <i>Hoplopagrus guntheri</i> Gill.....	1244
Drawing by A. H. Baldwin from No. 28367, U.S.N.M., collected by Dr. Gilbert at Mazatlan, Mexico.	
514. <i>Evoplites viridis</i> (Valenciennes).....	1246
Drawing by W. S. Atkinson from a specimen collected by Alfonse Forrer at Tres Marias Islands, Mexico.	

## PLATE CXCVII.

515. <i>Neomænis apodus</i> (Walbaum).....	1258
Drawing by H. L. Todd from No. 33220, U.S.N.M., collected by Dr. Henshall at Indian River Inlet, Florida.	
516. <i>Neomænus aya</i> (Bloch).....	1264
Drawing by A. H. Baldwin from a specimen obtained in the Washington Market.	

## PLATE CXCVIII.

517. <i>Neomænis analis</i> (Cuvier and Valenciennes).....	1265
Drawing by H. L. Todd from No. 35030, U.S.N.M.	
518. <i>Neomænis synagris</i> (Linnæus).....	1266
Drawing by H. L. Todd from No. 36922, U.S.N.M., collected by the U. S. Fish Commission at Key West, Florida.	

## PLATE CXCIX.

519. <i>Rabirubia inermis</i> (Peters).....	1274
Drawing by Anna L. Brown from No. 4983, L. S. Jr. Univ. Mus., collected by the <i>Albatross</i> at Panama.	
520. <i>Ocyurus chrysurus</i> (Bloch).....	1275
Drawing by S. F. Denton from No. 26583, U.S.N.M., collected by Silas Stearns at Key West, Florida.	

## PLATE CC.

521. <i>Rhomboplites aurorubens</i> (Cuvier and Valenciennes).....	1277
Drawing by H. L. Todd from No. 21338, U.S.N.M., collected by Silas Stearns at Pensacola, Florida.	
522. <i>Apsilus dentatus</i> Guichenot.....	1278
Drawing by A. H. Baldwin from No. 9809, U.S.N.M., collected by Professor Poey in Cuba.	

## PLATE CCI.

523. <i>Aprion macrophthalmus</i> (Müller and Troschel).....	1280
Drawing by M. M. Smith from a specimen collected by the <i>Blake</i> in N. lat. 23° 13', W. long. 89° 10', in 84 fathoms.	
524. <i>Etelis oculatus</i> (Cuvier and Valenciennes).....	1282
Drawing by A. H. Baldwin from No. 35049, U.S.N.M., collected by Dr. Jordan at Havana, Cuba.	
Bull. No. 47, pt. 4—XVI	

## PLATE CCII.

	Text page.
525. <i>Verilus sordidus</i> Poey.....	1284
Drawing by A. H. Baldwin from No. 12565, U.S.N.M., collected by Professor Poey in Cuba.	
526. <i>Xenocys jessiae</i> Jordan and Bollman .....	1285
Drawing by A. H. Baldwin from the type, No. 41166, U.S.N.M., collected by the <i>Albatross</i> at Charles Island, Galapagos Group.	

## PLATE CCIII.

527. <i>Xenichthys agassizii</i> Steindachner.....	1287
Drawing by A. H. Baldwin from No. 26671, U.S.N.M., collected in the Galapagos Islands.	
528. <i>Hæmulon album</i> Cuvier and Valenciennes.....	1295
Drawing by H. L. Todd from No. 35035, U.S.N.M., collected at Key West, Florida, by Dr. Jordan.	

## PLATE CCIV.

529. <i>Hæmulon macrostomum</i> Günther.....	1296
Drawing by H. L. Todd from No. 30057, U.S.N.M., received from the Kingston Public Museum, Jamaica.	
530. <i>Hæmulon parra</i> (Desmarest) .....	1297
Drawing by H. L. Todd.	

## PLATE CCV.

531. <i>Hæmulon sciurus</i> (Shaw) .....	1303
Drawing by H. L. Todd from No. 32603, U.S.N.M., collected at Key West, Florida, by J. A. Henshall.	
532. <i>Hæmulon plumieri</i> (Lacépède) .....	1304
Drawing by H. L. Todd from No. 20980, U.S.N.M., collected by Dr. Goode at Charleston, South Carolina.	

## PLATE CCVI.

533. <i>Brachygenys chrysargyreus</i> (Günther) .....	1307
Drawing by H. L. Todd from No. 35150, U.S.N.M., collected at Havana, Cuba, by Dr. Jordan.	
534. <i>Bathystoma rimator</i> (Jordan and Swain) .....	1308
Drawing by H. L. Todd from No. 34957, U.S.N.M., collected by the <i>Albatross</i> at St. Thomas, West Indies.	

## PLATE CCVII.

535. <i>Bathystoma aurolineatum</i> (Cuvier and Valenciennes) .....	1310
Drawing by H. L. Todd from No. 26567, U.S.N.M., collected by Silas Stearns at Key West, Florida.	
536. <i>Lythulon opalescens</i> Jordan and Starks.....	1312
Drawing by Anna L. Brown from the type, No. 2963, L. S. Jr. Univ. Mus., collected by the Hopkins Expedition at Mazatlan, Mexico.	

## PLATE CCVIII.

	Text page.
537. <i>Anisotremus surinamensis</i> (Bloch).....	1318
Drawing by A. H. Baldwin from a specimen collected by Evermann and Bean in Indian River at Fort Pierce, Florida.	
538. <i>Anisotremus bilineatus</i> (Cuvier and Valenciennes).....	1319
Drawing by H. L. Todd from No. 30878, U.S.N.M., collected by Dr. J. A. Henshall in Indian River Inlet, Florida.	

## PLATE CCIX.

539. <i>Anisotremus virginicus</i> (Linnæus).....	1322
Drawing by H. L. Todd from No. 33189, U.S.N.M., collected by Dr. J. A. Henshall at Key West, Florida.	
540. <i>Orthopristis reddingi</i> Jordan and Richardson.....	1336
Drawing by Anna L. Brown from the type, No. 3458, L. S. Jr. Univ. Mus., collected by J. A. Richardson in La Paz Harbor, Lower California.	

## PLATE CCX.

541. <i>Orthopristis chrysopterus</i> (Linnæus).....	1338
Drawing by H. L. Todd from No. 3113, U.S.N.M., collected at Pensacola, Florida.	
542. <i>Microlepidotus inornatus</i> Gill.....	1341
Drawing by A. H. Baldwin, from No. 43267, U.S.N.M., collected by Evermann and Jenkins at Guaymas, Mexico.	

## PLATE CCXI.

543. <i>Otrynter caprinus</i> (Bean).....	1345
Drawing by H. L. Todd from No. 32683, U.S.N.M., collected by Silas Stearns at Pensacola, Florida.	
544. <i>Stenotomus chrysops</i> (Linnæus).....	1346
Drawing by H. L. Todd from No. 10425, U.S.N.M., collected by Professor Baird at Woods Hole, Massachusetts.	

## PLATE CCXII.

545. <i>Stenotomus aculeatus</i> (Cuvier and Valenciennes).....	1346
Drawing by H. L. Todd from No. 24694, U.S.N.M., collected by R. E. Earll near Charleston, South Carolina.	
546. <i>Calamus calamus</i> (Cuvier and Valenciennes).....	1349
Drawing by H. L. Todd from No. 35040, U.S.N.M., collected by Dr. Jordan at Key West, Florida.	

## PLATE CCXIII.

547. <i>Calamus proridens</i> Jordan and Gilbert.....	1350
Drawing by H. L. Todd from No. 35056, U.S.N.M., collected by Dr. Jordan at Key West, Florida.	
548. <i>Calamus bajona</i> (Bloch and Schucider).....	1352
Drawing by H. L. Todd from No. 35042, U.S.N.M., collected by Dr. Jordan at Key West, Florida.	

## PLATE CCXIV.

	Text page.
549. <i>Calamus penna</i> (Cuvier and Valenciennes) .....	1354
Drawing by H. L. Todd from No. 6134, U.S.N.M., collected in Charlotte Harbor, Florida.	
550. <i>Calamus arctifrons</i> Goode and Bean .....	1355
Drawing by H. L. Todd from the type, No. 30163, U.S.N.M., collected by Silas Stearns at Pensacola, Florida.	

## PLATE CCXV.

551. <i>Pagrus pagrus</i> (Linnaeus) .....	1356
Drawing by H. L. Todd from a specimen collected by Silas Stearns at Pensacola, Florida.	
552. <i>Lagodon rhomboides</i> (Linnaeus) .....	1358
Drawing by H. L. Todd from No. 21280, U.S.N.M., collected by Dr. Goode in St. Johns River, Florida.	

## PLATE CCXVI.

553. <i>Archosargus unimaculatus</i> (Bloch) .....	1359
Drawing by H. L. Todd from No. 35031, U.S.N.M., collected by Dr. Jordan at Key West, Florida.	
554. <i>Archosargus probatocephalus</i> (Walbaum) .....	1361
Drawing by H. L. Todd from No. 19647, U.S.N.M., collected by Dr. H. C. Yarrow at Beaufort, North Carolina.	

## PLATE CCXVII.

555. <i>Diplodus holbrookii</i> (Bean) .....	1362
Drawing by H. L. Todd from No. 32632, U.S.N.M., collected at Pensacola, Florida.	
555a. <i>Diplodus holbrookii</i> (Bean) .....	1362
Drawing by H. L. Todd from a young example, No. 4693, U.S.N.M.	

## PLATE CCXVIII.

556. <i>Xystema cinereum</i> (Walbaum) .....	1372
Drawing by H. L. Todd from No. 35054, U.S.N.M., collected by Dr. Jordan at Key West, Florida.	
557. <i>Gerres olisthostomus</i> Goode and Bean .....	1376
Drawing by H. L. Todd from the type, No. 25118, U.S.N.M., collected by R. E. Earll in Indian River, Florida.	

## PLATE CCXIX.

558. <i>Hermosilla azurea</i> Jenkins and Evermann .....	1383
Drawing by A. H. Baldwin from the type, No. 36269, U.S.N.M., collected by Jenkins and Evermann at Guaymas, Mexico.	
559. <i>Kyphosus sectatrix</i> (Linnaeus) .....	1387
Drawing by H. L. Todd from No. 20635, U.S.N.M., collected at Woods Hole, Massachusetts.	

## PLATE CCXX.

	Text page.
560. <i>Medialuna californiensis</i> (Steindachner) .....	1391
Drawing by H. L. Todd.	
561. <i>Cynoscion nothus</i> (Holbrook) .....	1406
Drawing by H. L. Todd from No. 34921, U.S.N.M., collected by the <i>Albatross</i> at Trinidad, West Indies.	
562. <i>Cynoscion regalis</i> (Bloch and Schneider) .....	1407

## PLATE CCXXI.

563. <i>Cynoscion nebulosus</i> (Cuvier and Valenciennes) .....	1409
Drawing by H. L. Todd.	
564. <i>Sagenichthys ancylodon</i> (Bloch and Schneider) .....	1416
Drawing by A. H. Baldwin from No. 29722, U.S.N.M., collected by Dr. Gilbert at Panama.	
565. <i>Larimus argenteus</i> (Gill) .....	1421
Drawing by Anna L. Brown from a specimen in L. S. Jr. Univ. Mus.	

## PLATE CCXXII.

566. <i>Bairdiella chrysur</i> a (Lacépède) .....	1433
Drawing by H. L. Todd.	
567. <i>Sciænops ocellatus</i> (Linnaeus) .....	1453
Drawing by H. L. Todd from No. 622, U.S.N.M., collected by Dr. Kennerly at Indianola, Texas.	

## PLATE CCXXIII.

568. <i>Roncador stearnsi</i> (Steindachner) .....	1557
Drawing by H. L. Todd from No. 26864, U.S.N.M., collected by Dr. Jordan at Santa Barbara, California.	
569. <i>Leiostomus xanthurus</i> Lacépède .....	1458
Drawing by H. L. Todd from No. 20222, U.S.N.M., collected by Samuel Powell at Newport, Rhode Island.	

## PLATE CCXXIV.

570. <i>Micropogon undulatus</i> (Linnaeus) .....	1461
Drawing by H. L. Todd from No. 20742, U.S.N.M., collected by Samuel Powell at Newport, Rhode Island.	
571. <i>Umbrina sinaloæ</i> Scofield .....	1468
Drawing by Anna L. Brown from the type, No. 1632, L. S. Jr. Univ. Mus., collected by the Hopkins Expedition at Mazatlan, Mexico.	

## PLATE CCXXV.

572. <i>Menticirrhus americanus</i> (Linnaeus) .....	1474
Drawing by H. L. Todd from No. 22832, U.S.N.M., collected by Silas Stearns at Pensacola, Florida.	
573. <i>Pogonias chromis</i> (Linnaeus) .....	1482
Drawing by H. L. Todd from No. 18036, U.S.N.M., collected by J. C. Willetts at Matanzas River Inlet, Florida.	

## PLATE CCXXVI.

	Text page.
574. <i>Aplidonotus grunniens</i> <i>Rafinesque</i> .....	1484
Drawing by H. L. Todd from No. 10542, U.S.N.M., collected by J. W. Milner at Ecorse, Michigan.	
575. <i>Eques lanceolatus</i> ( <i>Linnaeus</i> ) .....	1489
Drawing by H. L. Todd from No. 32097, U.S.N.M., collected by Professor Poey in Cuba.	

## PLATE CCXXVII.

576. <i>Cirrhites rivulatus</i> <i>Valenciennes</i> .....	1491
Drawing by A. H. Baldwin from a specimen collected by the <i>Albatross</i> in the Pacific.	
577. <i>Hysteroecarpus traski</i> <i>Gibbons</i> .....	1496
Drawing by J. C. Van Hook.	

## PLATE CCXXVIII.

578. <i>Abeona minima</i> ( <i>Gibbons</i> ).....	1497
Drawing by A. H. Baldwin from No. 26913, U.S.N.M., collected by Dr. Jordan at Santa Barbara, California.	
579. <i>Cymatogaster aggregatus</i> <i>Gibbons</i> .....	1498
Drawing by M. M. Smith from No. 31971, U.S.N.M., a male, collected at Fort Wrangell, Alaska, by Capt. H. E. Nichols.	
579a. <i>Cymatogaster aggregatus</i> <i>Gibbons</i> .....	1498
Drawing by W. S. Atkinson from a specimen in L. S. Jr. Univ. Mus.	

## PLATE CCXXIX.

580. <i>Brachyistius frenatus</i> <i>Gill</i> .....	1499
Drawing by A. H. Baldwin from No. 26990, U.S.N.M., collected by Dr. Jordan in Monterey Bay, California.	
581. <i>Zalembeius rosaceus</i> ( <i>Jordan and Gilbert</i> ).....	1500
Drawing by W. S. Atkinson from a specimen in L. S. Jr. Univ. Mus.	

## PLATE CCXXX.

582. <i>Hypocritichthys analis</i> ( <i>A. Agassiz</i> ).....	1500
Drawing by A. H. Baldwin from No. 27075, U.S.N.M., collected by Dr. Jordan in Monterey Bay, California.	
583. <i>Phanerodon furcatus</i> <i>Girard</i> .....	1506
Drawing by A. H. Baldwin from No. 24905, U.S.N.M., collected by Dr. Jordan at San Diego, California.	

## PLATE CCXXXI.

584. <i>Rhacochilus toxotes</i> <i>Agassiz</i> .....	1507
Drawing from No. 27015, U.S.N.M., collected by Dr. Jordan at Monterey, California.	
585. <i>Hypsurus caryi</i> ( <i>Agassiz</i> ).....	1508
Drawing by W. S. Atkinson from a specimen in L. S. Jr. Univ. Mus.	

## PLATE CCXXXII.

	Text page.
586. <i>Damalichthys argyrosomus</i> (Girard).....	1509
Drawing by H. L. Todd from No. 29811, U.S.N.M., collected by Capt. H. E. Nichols in Friendly Cove, British Columbia.	
587. <i>Cichlasoma bartoni</i> (Bean).....	1515
Drawing by A. H. Baldwin from the type, No. 43765, U.S.N.M., collected by Professor Duges at Huazteca Potosina, San Luis Potosi, Mexico.	

## PLATE CCXXXIII.

588. <i>Azurina hirundo</i> Jordan and McGregor.....	1544
Drawing by Anna L. Brown from the type, collected by R. C. McGregor at Guadalupe Island.	
589. <i>Eupomacentrus rectifrenum</i> (Gill) .....	1557; 3176
Drawing by Anna L. Brown from No. 3460, L. S. Jr. Univ. Mus., collected by the Hopkins Expedition at Mazatlan, Mexico.	

## PLATE CCXXXIV.

590. <i>Abudefduf saxatilis</i> (Linnaeus).....	1561
Drawing by A. H. Baldwin from No. 33688, U.S.N.M, collected by J. C. Brevoort in the West Indies.	
591. <i>Hypsypops rubicundus</i> (Girard).....	1564
Drawing by W. S. Atkinson from No. 43080, U.S.N.M., collected by Rosa Smith at San Diego, California.	

## PLATE CCXXXV.

592. <i>Microspathodon bairdii</i> (Gill) .....	1566
Drawing by Anna L. Brown from No. 2940, L. S. Jr. Univ. Mus., collected by the Hopkins Expedition at Mazatlan, Mexico.	
593. <i>Microspathodon chrysurus</i> (Cuvier and Valenciennes) .....	1567
Drawing by A. H. Baldwin from No. 13042, U.S.N.M., collected by Professor Poey in Cuba.	

## PLATE CCXXXVI.

594. <i>Microspathodon dorsalis</i> (Gill) .....	1568
Drawing by Anna L. Brown from No. 2895, L. S. Jr. Univ. Mus., type of <i>M. azurissimus</i> Jordan and Starks, collected by the Hopkins Expedition at Venados Island, Mazatlan, Mexico.	
595. <i>Tautogolabrus adspersus</i> (Walbaum) .....	1577
Drawing by H. L. Todd from No. 17745, U.S.N.M., collected by V. N. Edwards at Woods Hole, Massachusetts.	

## PLATE CCXXXVII.

	Text page.
596. <i>Tautoga onitis</i> (Linnaeus) .....	1578
Drawing by H. L. Todd from No. 17738, U.S.N.M., collected by V. N. Edwards at Woods Hole, Massachusetts.	
597. <i>Lachnolaimus maximus</i> (Walbaum) .....	1579
Drawing by H. L. Todd.	

## PLATE CCXXXVIII.

598. <i>Pimelometopon pulcher</i> (Ayres) .....	1585
Drawing by H. L. Todd from No. 24890, U.S.N.M., collected by Dr. Jordan at San Diego, California.	
599. <i>Clepticus parræ</i> (Bloch and Schneider) .....	1586
Drawing by A. H. Baldwin from No. 9797, U.S.N.M., collected by Professor Poey in Cuba.	

## PLATE CCXXXIX.

600. <i>Iridio radiatus</i> (Linnaeus) .....	1590
Drawing by H. L. Todd from No. 31168, U.S.N.M., collected at Key West, Florida.	
601. <i>Iridio bivittatus</i> (Bloch) .....	1595
Drawing by A. H. Baldwin from No. 35168, U.S.N.M., collected at Key West, Florida.	

## PLATE CCXL.

602. <i>Iridio dispilus</i> (Günther) .....	1597
Drawing by Anna L. Brown from No. 2904, L. S. Jr. Univ. Mus., collected by the Hopkins Expedition in the Astillero at Mazatlan, Mexico.	
603. <i>Emmeekia venusta</i> (Jenkins & Evermann) .....	1602
Drawing by A. H. Baldwin from the type, No. 39631, U.S.N.M., collected by Jenkins & Evermann at Guaymas, Mexico.	

## PLATE CCXLI.

604. <i>Chlorichthys grammaticus</i> (Gilbert) .....	1610
Drawing by A. H. Baldwin from No. 46934, U.S.N.M., collected by the <i>Albatross</i> at Socorro Island.	
605. <i>Novaculichthys ventralis</i> (Bean) .....	1615
Drawing by S. F. Denton from the type, No. 37077, U.S.N.M., collected by Dr. Bean at Cozumel Island.	
606. <i>Novaculichthys infirmus</i> (Bean) .....	1616
Drawing by H. L. Todd from the type, No. 37076, U.S.N.M., collected by Dr. Bean at Cozumel Island.	

## PLATE CCXLII.

607. <i>Xyrichthys psitticus</i> (Linnaeus) .....	1618
Drawing by H. L. Todd from No. 5815, U.S.N.M., collected by Dr. Whitehurst at Garden Key, Florida.	
608. <i>Cryptotomus beryllinus</i> (Jordan and Swain) .....	1625
Drawing by H. L. Todd from a specimen collected by the <i>Albatross</i> .	



## PLATE CCXLIII.

	Text page.
609, 609a. <i>Calotomus xenodon</i> Gilbert .....	1626
Drawings by A. H. Baldwin from No. 46935, U.S.N.M., collected by the <i>Albatross</i> at Socorro Island.	
610. <i>Sparisoma aurofrenatum</i> (Cuvier and Valenciennes) .....	1634
Drawing by Anna L. Brown from a specimen in L. S. Jr. Univ. Mus.	

## PLATE CCXLIV.

611. <i>Sparisoma hoplomystax</i> (Cope) .....	1632
Drawing by H. L. Todd from No. 35173, U.S.N.M., type of <i>S. cyanolene</i> Jordan and Swain, collected by Jordan and Dye at Key West, Florida.	
612. <i>Scarus cuzamilæ</i> Bean .....	1648
Drawing by S. F. Denton from the type, No. 37128, U.S.N.M., collected by Dr. Bean at Cozumel Island.	
613. <i>Jaws of Scarus cæruleus</i> (Bloch) .....	1652
Drawing by Anna L. Brown from a specimen in L. S. Jr. Univ. Mus.	

## PLATE CCXLV.

614. <i>Scarus emblematicus</i> Jordan and Rutter .....	1654
Drawing by W. S. Atkinson from the type in L. S. Jr. Univ. Mus., collected by Rev. J. S. Roberts in Jamaica.	
615, 615a. <i>Scarus stronglylocephalus</i> .....	
Lower and upper pharyngeal bones. Drawings by Anna L. Brown.	
616, 616a. <i>Sparisoma cretense</i> .....	
Lower and upper pharyngeal bones. Drawings by Anna L. Brown.	

## PLATE CCXLVI.

617. <i>Pseudoscarus guacamaia</i> (Cuvier) .....	1657
Drawing by H. L. Todd.	
618. <i>Zenopsis ocellatus</i> (Storer) .....	1660
Drawing from a specimen in the Boston Society of Natural History.	

## PLATE CCXLVII.

619. <i>Chætodipterus faber</i> (Broussonet) .....	1668
Drawing by H. L. Todd from No. 22921, U.S.N.M., from east coast of United States.	

## PLATE CCXLVIII.

620. <i>Chætodon nigrirostris</i> (Gill) .....	1673
Drawing by W. S. Atkinson from No. 5981, L. S. Jr. Univ. Mus., collected by R. C. McGregor at Clarion Island.	

## PLATE CCXLIX.

- |  | Text page. |
|--|------------|
| 621. <i>Chaetodon ocellatus</i> (Bloch) .....  | 1674       |
| Drawing by W. S. Haines. Specimen collected by Dr. Beau<br>at Beesley's Point, New Jersey. |            |

## PLATE CCL.

- |   |      |
|---|------|
| 622. <i>Chaetodon capistratus</i> Linnaeus .....  | 1677 |
| Drawing by M. M. Smith from No. 30143, U.S.N.M., received<br>from the Public Museum of Kingston, Jamaica. |      |

## PLATE CCLI.

- |  |      |
|--|------|
| 623. <i>Pomacanthus arcuatus</i> (Linnaeus) .....  | 1679 |
| Drawing by H. L. Todd from No. 33197, U.S.N.M., collected<br>by Lewis G. Mitchell at Barnegat, New Jersey. |      |

## PLATE CCLII.

- |  |      |
|--|------|
| 624. <i>Pomacanthus zonipectus</i> (Gill) .....                                      | 1681 |
| Drawing from No. 31482, U.S.N.M., collected by Kaiser and<br>Martin in West Florida. |      |

## PLATE CCLIII.

- |   |      |
|---|------|
| 625. <i>Holacanthus tricolor</i> (Bloch) .....  | 1684 |
| Drawing by A. H. Baldwin from a specimen collected by Dr.<br>Evermann at Arroyo, Puerto Rico. |      |

## PLATE CCLIV.

- |   |      |
|---|------|
| 626. <i>Angelichthys ciliaris</i> (Linnaeus) .....  | 1684 |
| Drawing by A. H. Baldwin from No. 30023, U.S.N.M., received<br>from the Public Museum at Kingston, Jamaica.       |      |
| 626a. <i>Angelichthys ciliaris</i> (Linnaeus), skeleton showing vertebrae<br>reduced in number and enlarged ..... | 1684 |
| Drawing by W. S. Atkinson from a specimen in L. S. Jr.<br>Univ. Mus.  |      |

## PLATE CCLV.

- |  |      |
|--|------|
| 627. <i>Zanclus cornutus</i> (Linnaeus) .....                        | 1687 |
| Drawing by W. S. Atkinson from a specimen in L. S. Jr.<br>Univ. Mus. |      |

## PLATE CCLVI.

- |   |      |
|---|------|
| 628. <i>Teuthis crestonis</i> Jordan and Starks .....   | 1692 |
| Drawing by Anna L. Brown from the type, No. 2899, L. S. Jr.<br>Univ. Mus., collected by the Hopkins Expedition in the<br>Astillero at Mazatlan, Mexico. |      |
| 629. <i>Teuthis bahianus</i> (Castelnau) .....  | 1693 |
| Drawing by H. L. Todd from No. 3424, U.S.N.M., collected at<br>Garden Key, Florida.   |      |

## PLATE CCLVII.

	Text page.
629a. Tail of <i>Teuthis bahianus</i> (Castelnaud).....	1693
630. <i>Xesurus punctatus</i> (Gill).....	1694
Drawing by Anna L. Brown from No. 2911, U.S.N.M., collected by the Hopkins Expedition at Mazatlan, Mexico.	

## PLATE CCLVIII.

631. <i>Balistes carolinensis</i> Gmelin .....	1701
Drawing by H. L. Todd from No. 15233, U.S.N.M., collected at New York.	
632. <i>Cantherines carolæ</i> Jordan and McGregor .....	1713
Drawing by Anna L. Brown from the type, No. 11995, L. S. Jr. Univ. Mus., collected by R. C. McGregor at Socorro Island.	

## PLATE CCLIX.

633. <i>Monacanthus ciliatus</i> (Mitchill).....	1714
Drawing by W. S. Haines.	
634. <i>Monacanthus hispidus</i> (Linnaeus) .....	1715
Drawing by W. S. Haines.	

## PLATE CCLX.

635. <i>Alutera schoepfii</i> (Walbaum) .....	1718
Drawing by W. S. Haines from No. 6068, U.S.N.M., collected by Judge Steele at Cedar Keys, Florida.	
636. <i>Alutera scripta</i> (Osbeck) .....	1719
Drawing by W. S. Haines from No. 34397, U.S.N.M., collected by V. N. Edwards at Woods Hole, Massachusetts.	

## PLATE CCLXI.

637. <i>Lactophrys triqueter</i> (Linnaeus).....	1722
Drawing by W. S. Haines from No. 5989, U.S.N.M., collected at Garden Key, Florida, by Dr. Whitehurst.	
638. <i>Lactophrys tricornis</i> (Linnaeus) .....	1724
Drawing by W. S. Haines from No. 21548, U.S.N.M., collected by C. C. Leslie at Charleston, South Carolina.	

## PLATE CCLXII.

639, 639a, 639b. <i>Lactophrys bicaudalis</i> (Linnaeus).....	1723
Drawings by H. L. Todd from No. 37130, U.S.N.M., collected at Cozumel Island by the <i>Albatross</i> ; 640a, ventral view; 640b, front view.	

## PLATE CCLXIII.

640, 640a. <i>Lactophrys trigonus</i> (Linnaeus) .....	1723
Drawing by H. L. Todd from No. 7987, U.S.N.M., collected at Garden Key, Florida, by Dr. Whitehurst.	
641. <i>Lagocephalus lævigatus</i> (Linnaeus) .....	1728
Drawing by H. L. Todd from No. 35135, U.S.N.M.	

## PLATE CCLXIV.

	Text page.
642. <i>Spheroides nephelus</i> Goode and Bean .....	1732
Drawing by H. L. Todd from No. 31428, U.S.N.M., the type, collected by R. E. Earll in Indian River, Florida.	
643. <i>Spheroides spengleri</i> (Bloch).....	1732
Drawing from No. 20608, U.S.N.M., collected by V. N. Edwards at Woods Hole, Massachusetts.	
644. <i>Spheroides maculatus</i> (Bloch and Schneider).....	1733
Drawing by W. S. Haines from No. 14827, U.S.N.M., collected by the U. S. Fish Commission at Noank, Connecticut.	

## PLATE CCLXV.

645, 645a. <i>Spheroides testudineus</i> (Linnaeus).....	1734
Drawings by H. L. Todd from No. 30060, U.S.N.M., received from the museum at Kingston, Jamaica.	
646. <i>Ovoides setosus</i> (Rosa Smith).....	1739
Drawing by W. S. Atkinson from No. 319, L. S. Jr. Univ. Mus., collected by the <i>Albatross</i> at Clarion Island.	

## PLATE CCLXVI.

647. <i>Diodon hystrix</i> Linnaeus.....	1745
Drawing by H. L. Todd from No. 5985, U.S.N.M., collected by H. E. Wright at Tortugas Islands.	
648. <i>Chilomycterus schoepfi</i> (Walbaum).....	1748
Drawing from a specimen collected at Noank, Connecticut.	

## PLATE CCLXVII.

649. <i>Lyosphæra globosa</i> Evermann and Kendall.....	1751
Drawing by A. H. Baldwin from the type, No. 48794, U.S.N.M., collected by W. C. Kendall in the Rappahannock River, Virginia.	
649a. <i>Lyosphæra globosa</i> Evermann and Kendall.....	1751
Drawing by A. H. Baldwin from the cotype, a young example collected by Evermann and Kendall at Cape Florida, Florida.	
650. <i>Mola mola</i> (Linnaeus).....	1753
Drawing taken from a washed drawing taken from a cast.	

## PLATE CCLXVIII.

651. <i>Ranzania truncata</i> (Retzius).....	1755
Drawing from a specimen collected in the Bermudas.	
652. <i>Sebastes marinus</i> (Linnaeus).....	1760
Drawing by H. L. Todd.	

## PLATE CCLXIX.

Text page.

653. *Sebastolobus altivelis* Gilbert ..... 1763  
 Drawing by A. H. Baldwin from the type collected by the  
*Albatross* at Station 3338, south of the Alaskan Peninsula, in  
 625 fathoms.
654. *Sebastodes melanops* (Girard) ..... 1782  
 Drawing by H. L. Todd from No. 27628, U.S.N.M., collected  
 by Dr. Bean at Sitka, Alaska.

## PLATE CCLXX.

655. *Sebastodes ciliatus* (Tilesius) ..... 1783  
 Drawing by H. L. Todd from No. 32014, U.S.N.M., collected  
 in Tolstoi Bay, Alaska, by Capt. H. E. Nichols.
656. *Sebastodes mystinus* (Jordan and Gilbert) ..... 1784  
 Drawing by H. L. Todd from No. 27031, U.S.N.M., collected  
 by Dr. Jordan at Monterey, California.

## PLATE CCLXXI.

657. *Sebastodes brevispinis* (Bean) ..... 1787  
 Drawing by W. S. Haines from the type, No. 32004, U.S.N.M.,  
 collected by Capt. H. E. Nichols in Hassler Harbor, Alaska.
658. *Sebastodes eigenmanni* Cramer ..... 1789  
 Drawing by Anna L. Brown from the type, No. 4046, L. S. Jr.  
 Univ. Mus., collected by Dr. W. W. Thoburn at Pacific  
 Grove, California.

## PLATE CCLXXII.

659. *Sebastodes hopkinsi* Cramer ..... 1789  
 Drawing by Anna L. Brown from the type, No. 2282, L. S.  
 Jr. Univ. Mus., collected by Gilbert and Starks at Pacific  
 Grove, California.
660. *Sebastodes alutus* (Gilbert) ..... 1790  
 Drawing by A. H. Baldwin from the type, No. 48244, U.S.N.M.,  
 collected by the *Albatross* at Station 3339, Santa Barbara  
 Islands.

## PLATE CCLXXIII.

661. *Sebastodes pinniger* (Gill) ..... 1793  
 Drawing by H. L. Todd from No. 27488, U.S.N.M., collected  
 by J. G. Swan at Neah Bay, Washington.
662. *Sebastodes miniatus* (Jordan and Gilbert) ..... 1794  
 Drawing by W. S. Atkinson from a specimen in L. S. Jr.  
 Univ. Mus., showing vertebrae in moderate number, rela-  
 tively increased in size.

## PLATE CCLXXIV.

	Text page.
663. <i>Sebastes caurinus</i> (Richardson).....	1820
Drawing by H. L. Todd from No. 31999, U.S.N.M., collected by Capt. H. E. Nichols in Departure Bay, British Columbia.	
664. <i>Sebastes maliger</i> (Jordan and Gilbert) .....	1822
Drawing by H. L. Todd from No. 27713, U.S.N.M., collected by Dr. Bean at Sitka, Alaska.	

## PLATE CCLXXV.

665. <i>Sebastes gilberti</i> Cramer .....	1823
Drawing by Anna L. Brown from the type, No. 3893, L. S. Jr. Univ. Mus., collected by Dr. Jordan in the San Francisco market.	
666. <i>Sebastes serriceps</i> (Jordan and Gilbert).....	1827
Drawing by H. L. Todd from No. 27041, U.S.N.M., collected by Dr. Jordan at Monterey, California.	

## PLATE CCLXXVI.

667. <i>Sebastes nigrocinctus</i> (Ayres).....	1827
Drawing by H. L. Todd from No. 27285, U.S.N.M., collected by Dr. Jordan in Puget Sound.	
668. <i>Scorpæna cristulata</i> Goode and Bean.....	1841
Drawing by H. L. Todd from the type, No. 39326, U.S.N.M., collected by the <i>Albatross</i> at Station 2415, in N. lat. 30° 44', W. long. 79° 26', off Georgia, in 440 fathoms.	

## PLATE CCLXXVII.

669. <i>Scorpæna brasiliensis</i> Cuvier and Valenciennes .....	1842
Drawing by H. L. Todd from No. 30169, U.S.N.M., collected by Silas Stearns at Pensacola, Florida.	
670. <i>Scorpæna mystes</i> Jordan and Starks.....	1849
Drawing by Anna L. Brown from the type, No. 2919, L. S. Jr. Univ. Mus., collected by the Hopkins Expedition at Mazatlan, Mexico.	

## PLATE CCLXXVIII.

671. <i>Scorpæna grandicornis</i> Cuvier and Valenciennes.....	1850
Drawing by H. L. Todd from No. 35101, U.S.N.M., collected by Dr. Jordan at Key West, Florida.	
672. <i>Pontinus macrolepis</i> Goode and Bean .....	1855
Drawing by A. H. Baldwin from a specimen collected by the <i>Blake</i> off Barbados.	

## PLATE CCLXXIX.

673. <i>Setarches parmatus</i> Goode .....	1860
Drawing by H. L. Todd from a specimen collected by the <i>Albatross</i> at Station 2397.	

	Text page.
674. <i>Anoplopoma fimbria</i> (Pallas).....	1862
Drawing by H. L. Todd.	
675. <i>Pleurogrammus monoptyerygius</i> (Pallas) .....	1864
Drawing by A. H. Baldwin from a specimen collected by Dr. Evermann at Atka Island, Alaska.	

## PLATE CCLXXX.

676. <i>Hexagrammos decagrammus</i> (Pallas).....	1867
Drawing by W. S. Haines from No. 27710, U.S.N.M., collected at Old Sitka by L. A. Beardslee.	
676a. <b>Skeleton of <i>Hexagrammos decagrammus</i></b> .....	1867
A mail-cheeked fish from northern waters, showing vertebrae increased in number and diminished in size. Drawing by W. S. Atkinson from a specimen in L. S. Jr. Univ. Mus.	
677. <i>Hexagrammos octogrammus</i> (Pallas) .....	1869
Drawing by W. S. Haines from No. 27975, U.S.N.M., collected at Unalaska by Dall and Bean.	

## PLATE CCLXXXI.

678. <i>Hexagrammos stelleri</i> Tilesius .....	1871
Drawing by H. L. Todd from No. 21530, U.S.N.M., collected at St. Michaels, Alaska, by L. M. Turner.	
679. <i>Hexagrammos superciliosus</i> (Pallas) .....	1872
Drawing by M. M. Smith from No. 27934, U.S.N.M., collected at Chernofsky, Unalaska Island, by T. H. Bean.	
680. <i>Hexagrammos otakii</i> Jordan and Starks .....	1867
Drawing by Anna L. Brown from the type, No. 3704, L. S. Jr. Univ. Mus., collected by Keinosuke Otaki at Tokio, Japan.	

## PLATE CCLXXXII.

681. <i>Ophidion elongatus</i> Girard .....	1875
Drawing by H. L. Todd from No. 27657, U.S.N.M., collected by Dr. Bean at Sitka, Alaska.	
682. <i>Oxylebius pictus</i> Gill .....	1878
Drawing by Anna L. Brown from No. 2381, L. S. Jr. Univ. Mus., collected by the California Fish Commission at San Francisco, California.	
683. <i>Jordania zonope</i> Starks .....	1884
Drawing by Anna L. Brown from the type, No. 3124, L. S. Jr. Univ. Mus., collected by Miss Maude Parker and Adam Hubbert at Point Orchard, Puget Sound, Washington.	

## PLATE CCLXXXIII.

684. <i>Alcidae thoburni</i> (Gilbert) .....	1887
Drawing by A. H. Baldwin from a specimen collected by the <i>Albatross</i> at Station 3350.	
685. <b>Skull of <i>Scorpaenichthys marmoratus</i></b> (Ayres).....	1889

	Text page.
686. <i>Chitonotus pugetensis</i> (Steindachner).....	1890
Drawing by A. H. Baldwin from No. 27238, U.S.N.M., collected by Dr. Jordan in the Straits of Juan de Fuca, Washington.	

## PLATE CCLXXXIV.

687. <i>Icelinus borealis</i> Gilbert .....	1896
Drawing by A. H. Baldwin from the type collected by the <i>Albatross</i> at Station 3223.	
688. <i>Astrolytes notospilotus</i> (Girard).....	1899
Drawing by A. H. Baldwin from No. 27146, U.S.N.M., collected by Dr. Jordan in Puget Sound.	
688a. <i>Astrolytes notospilotus</i> (Girard) .....	1899
Drawing from No. 23936, U.S.N.M., a young example, collected by W. H. Dall in the Shumagin Islands.	

## PLATE CCLXXXV.

689. <i>Artediellus atlanticus</i> Jordan and Evermann.....	1906
Drawing by H. L. Todd from the type, No. 21069, U.S.N.M., collected in Massachusetts Bay in 90 fathoms.	
690. <i>Ruscarius meanyi</i> Jordan and Starks .....	1908
Drawing by Anna L. Brown from the type, No. 3127, L. S. Jr. Univ. Mus., collected by E. C. Starks at Point Orchard, Puget Sound, Washington.	

## PLATE CCLXXXVI.

691. <i>Rastrinus scutiger</i> (Bean).....	1909
Drawing by W. S. Atkinson from a specimen in L. S. Jr. Univ. Mus.	
692. <i>Icelus spiniger</i> Gilbert .....	1914
Drawing by A. H. Baldwin from the type, collected by the <i>Albatross</i> at Station 3278.	
693. <i>Icelus canaliculatus</i> Gilbert .....	1917
Drawing by A. H. Baldwin from the type, collected by the <i>Albatross</i> at Station 3329, off Unalaska.	

## PLATE CCLXXXVII.

694. <i>Radulinus boleoides</i> Gilbert .....	1919
Drawing by A. H. Baldwin from the type, No. 48795, U.S.N.M., collected by the <i>Albatross</i> at Station 3664, off Santa Catalina Island, California, in 59 fathoms.	
695. <i>Radulinus asprellus</i> Gilbert .....	1920
Drawing by Anna L. Brown from No. 3781, L. S. Jr. Univ. Mus., collected by E. C. Starks in Puget Sound, near Seattle, Washington.	
696. <i>Triglops pingeli</i> Reinhardt .....	1923
Drawing by H. L. Todd from a specimen taken in trawl 8 miles off Chebucto in 521 fathoms.	



## PLATE CCLXXXVIII.

	Text page.
697. <i>Triglops beani</i> Gilbert.....	1924
Drawing by H. L. Todd from the type, collected by the <i>Albatross</i> at Station 3220.	
698. <i>Triglops scepticus</i> Gilbert .....	1925
Drawing by A. H. Baldwin from the type, collected by the <i>Albatross</i> at Station 3339.	
699. <i>Sternias xenostethus</i> (Gilbert).....	1927
Drawing by A. H. Baldwin from the type, collected by the <i>Albatross</i> at Station 3220, north of Unalaska, in 34 fathoms.	
699a. <i>Sternias xenostethus</i> (Gilbert) .....	1927
Drawing by A. H. Baldwin from the type, collected by the <i>Albatross</i> at Station 3220, north of Unalaska, in 34 fathoms.	

## PLATE CCLXXXIX.

700. <i>Prionistius macellus</i> Bean .....	1928
Drawing by H. L. Todd from the type, No. 31958, U.S.N.M., collected by Capt. H. E. Nichols in Carter Bay, British Columbia.	
701. <i>Elanura forficata</i> Gilbert .....	1930
Drawing by Anna L. Brown from the type, collected by the <i>Albatross</i> at Station 3214, in the Aleutian Islands.	
702. <i>Melletes papilio</i> Bean .....	1932.
Drawing by H. L. Todd from the type, No. 23751, U.S.N.M., collected by H. W. Elliott at St. Paul Island, Pribilof Group, Bering Sea.	

## PLATE CCXC.

703. <i>Hemilepidotus jordani</i> Bean .....	1934
Drawing by H. L. Todd from the type, No. 27598, U.S.N.M., collected by Sylvanus Bailey at Unalaska.	
704, 704a, 704b. <i>Hemilepidotus hemilepidotus</i> (Tilesius) .....	1935
Drawings by S. F. Denton from No. 27609, U.S.N.M., collected at Sitka by T. H. Bean.	

## PLATE CCXCI.

705. <i>Enophrys bison</i> (Girard) .....	1738
Drawing by H. L. Todd from a specimen collected by Dr. Jordan in Puget Sound.	
706. <i>Ceratocottus diceraus</i> (Pallas).....	1940
Drawing by W. S. Haines, from No. 32007, U.S.N.M., collected by Capt. H. E. Nichols in Tolstoi Bay, Alaska.	

## PLATE CCXCII.

707. <i>Cottus evermanni</i> Gilbert.....	1945
Drawing by Chloe Lesley Starks from the type, No. 48228, U.S.N.M., collected by Gilbert, Cramer, and Otaki in Lost River, near Lostine, Oregon.	
Bull. No. 47, pt. 4—xvii	

	Text page.
708. <i>Cottus punctulatus</i> (Gill) .....	1948
Drawing by S. F. Denton from a specimen collected in Yellowstone Park by Dr. Jordan.	

## PLATE CCXCIII.

709. <i>Cottus perplexus</i> Gilbert and Evermann .....	1955
Drawing by A. H. Baldwin from the type, No. 45387, U.S.N.M., collected by Drs. Gilbert and Jenkins in the Skookumchuck River, near Chehalis, Washington.	
710. <i>Cottus klamathensis</i> Gilbert .....	1955
Drawing by Anna L. Brown from the type, No. 48226, U.S.N.M., collected by Gilbert, Cramer, and Otaki, in Upper Klamath Lake, Oregon.	
711. <i>Cottus aleuticus</i> Gilbert .....	1957
Drawing from No. 26922, U.S.N.M., the type of <i>Uranidea microstoma</i> Lockington, collected by W. J. Fischer at St. Paul, Kadiak Island, Alaska.	

## PLATE CCXCIV.

712. <i>Cottus leiopomus</i> Gilbert and Evermann .....	1962
Drawing by A. H. Baldwin from the type, No. 45389, U.S.N.M., collected by H. H. Kinsey in Little Wood River, near Shoshone, Idaho.	
713. <i>Cottus princeps</i> Gilbert .....	1962
Drawing by Anna L. Brown from the type, No. 48227, U.S.N.M., collected by Gilbert, Cramer, and Otaki in Upper Klamath Lake, Oregon.	
714. <i>Uranidea tenuis</i> Evermann and Meek .....	1966
Drawing by A. H. Baldwin from the type, No. 48229, U.S.N.M., collected by Meek and Alexander in Upper Klamath Lake, Oregon.	

## PLATE CCXCV.

715, 715a. <i>Myoxocephalus æneus</i> (Mitchill) .....	1972
Drawings by H. L. Todd from No. 15093, U.S.N.M., collected by Mr. Copley at Tompkinsville, New York.	
716. <i>Myoxocephalus scorpius</i> (Linnaeus) .....	1974
Drawing by H. L. Todd from No. 21989, U.S.N.M., collected by L. Kumlein in Cumberland Gulf.	

## PLATE CCXCVI.

717. <i>Myoxocephalus octodecimspinosus</i> (Mitchill) .....	1976
Drawing by H. L. Todd from No. 4552, U.S.N.M., collected by Professor Baird at Beesley Point, New Jersey.	
718. <i>Myoxocephalus polyacanthocephalus</i> Pallas .....	1976
Drawing by H. L. Todd from No. 23499, U.S.N.M., collected by W. H. Dall at Unalaska, Alaska.	
719. <i>Myoxocephalus jaok</i> (Cuvier and Valenciennes) .....	1977
Drawing by H. L. Todd from No. 21522, U.S.N.M., collected by L. M. Turner at St. Michaels, Alaska.	

## PLATE CCXCVII.

	Text page.
720, 720a. <i>Myoxocephalus verrucosus</i> (Bean).....	1979
Drawing by H. L. Todd from No. 27847, U.S.N.M., collected by Dall and Bean in Plover Bay, Alaska.	
721. <i>Myoxocephalus axillaris</i> (Gill) .....	1980
Drawing by H. L. Todd from No. 32442, U.S.N.M., collected by U. S. Signal Service Point Barrow Expedition at Bering Straits, Alaska.	

## PLATE CCXCVIII.

722, 722a, 722b. <i>Myoxocephalus stelleri</i> Tilesius.....	1981
Drawings by H. L. Todd from No. 32442, U.S.N.M., collected by U. S. Signal Service at Bering Straits, Alaska.	
723. <i>Myoxocephalus niger</i> (Bean).....	1985
Drawing by H. L. Todd from the type, No. 27971, U.S.N.M., collected by Dr. Bean at St. Paul Island, Bering Sea.	

## PLATE CCXCIX.

724, 724a. <i>Megalocottus platycephalus</i> (Pallas) .....	1987
Drawings by A. H. Baldwin from No. 21522, U.S.N.M., collected at St. Michaels, Alaska, by L. M. Turner.	
725, 725a. <i>Megalocottus laticeps</i> (Gilbert) .....	1988
Drawings by A. H. Baldwin from the type, collected by the <i>Albatross</i> in the Nushagak River, Alaska.	

## PLATE CCC.

726. <i>Zesticelus profundorum</i> (Gilbert).....	1990
Drawing by A. H. Baldwin from the type, collected by the <i>Albatross</i> at Station 3329 in Bering Sea, north of Unalaska.	
727. <i>Dasycottus setiger</i> Bean.....	1991
Drawing by Anna L. Brown from No. 3761, L. S. Jr. Univ. Mus., collected by E. C. Starks in Puget Sound, near Seattle, Washington.	
728. <i>Oncocottus quadricornis</i> (Linnaeus).....	2001
Drawing by W. S. Haines from No. 32962, U.S.N.M., collected by E. W. Nelson at St. Michaels, Alaska.	

## PLATE CCCL.

729, 729a, 729b. <i>Gymnocanthus pistilliger</i> (Pallas).....	2006
Drawings by H. L. Todd from No. 21743, U.S.N.M., collected at Niantilik Harbor, Cumberland Gulf, by Ludwig Kumlien.	
730. <i>Gymnocanthus galeatus</i> Bean.....	2010
Drawing by W. S. Haines from the type, No. 28097, U.S.N.M., collected by Dr. Bean at Unalaska, Alaska.	

## PLATE CCCII.

	Text page.
731. <i>Leiocottus hirundo</i> Girard .....	2011
Drawing by A. H. Baldwin from No. 313, U.S.N.M., collected by W. P. Trowbridge at San Miguel, California.	
732. <i>Leptocottus armatus</i> Girard .....	2012
Drawing by H. L. Todd from No. 27968, U.S.N.M., collected at Sitka, Alaska, by Dr. Bean.	
733. <i>Oligocottus maculosus</i> Girard .....	2013
Drawing by H. L. Todd from No. 27514, U.S.N.M., collected by Dr. Bean at Sitka, Alaska.	

## PLATE CCCIII.

734. <i>Blennicottus embryum</i> (Jordan and Starks).....	2016; 2864
Drawing by Anna L. Brown from the type, No. 3128, L. S. Jr. Univ. Mus., collected by E. C. Starks, Neah Bay, Wash- ington.	
735. <i>Histiocottus bilobus</i> (Cuvier and Valenciennes) .....	2018
Drawing by W. S. Haines from No. 30307, U.S.N.M., collected by W. J. Fischer at St. Paul, Kadiak Island, Alaska.	

## PLATE CCCIV.

736. <i>Blepsias cirrhosus</i> (Pallas).....	2018
Drawing by A. H. Baldwin from No. 27118, U.S.N.M., collected by Dr. Jordan in the Straits of Fuca.	
736a, 736b. <i>Blepsias cirrhosus</i> (Pallas) .....	2018
Drawings by H. L. Todd from No. 30307, U.S.N.M., col- lected by W. J. Fischer at St. Paul, Kadiak Island, Alaska.	

## PLATE CCCV.

738. <i>Hemitripteris americanus</i> (Gmelin) .....	2023
Drawing by H. L. Todd from No. 23199, U.S.N.M., collected by the U. S. Fish Commission at Halifax, Nova Scotia, in 16 fathoms.	
739. <i>Ascelichthys rhodorus</i> Jordan and Gilbert.....	2025
Drawing by A. H. Baldwin from No. 28488, U.S.N.M., collected by J. G. Swan at Neah Bay, Washington.	

## PLATE CCCVI.

740. <i>Psychrolutes paradoxus</i> Günther.....	2026
Drawing by Anna L. Brown from No. 3371, L. S. Jr. Univ. Mus., collected by E. C. Starks in Puget Sound near Point Orchard, Washington.	
741. <i>Gilbertidia sigolutes</i> (Jordan and Starks) .....	2028
Drawing by Anna L. Brown from the type, No. 3129, L. S. Jr. Univ. Mus., collected by E. C. Starks in Puget Sound near Point Orchard, Washington.	

## PLATE CCCVII.

	Text page.
742, 742a. <i>Rhamphocottus richardsoni</i> Günther .....	2030
Drawings by H. L. Todd from a specimen collected by W. N. Lockington, in California.	
742b, 742c. <i>Rhamphocottus richardsoni</i> Günther .....	2030
Drawings by Anna L. Brown from No. 3385, L. S. Jr. Univ. Mus., collected by E. C. Starks in Puget Sound near Point Orchard, Washington.	

## PLATE CCCVIII.

743. <i>Occa dodecaedron</i> (Tilesius).....	2044
Drawing by Anna L. Brown from No. 14936, U.S.N.M., col- lected by Gordon Prince in Kamchatka.	
744. <i>Pallasina barbata</i> (Steindachner).....	2049
Drawing by H. L. Todd from No. 28052, U.S.N.M., collected at Port Mulgrave, Alaska, by Dr. Bean.	
745, 745a. <i>Podothecus accipiter</i> Jordan and Starks .....	2055
Drawing by Anna L. Brown from the type, No. 3835, L. S. Jr. Univ. Mus., collected by Capt. J. C. Blair at Robben Island.	

## PLATE CCCIX.

746. <i>Podothecus acipenserinus</i> (Tilesius).....	2061
Drawing by M. M. Smith from No. 32481, U.S.N.M., collected by W. J. Fischer at Kadiak Island, Alaska.	
747, 747a. <i>Podothecus veternus</i> Jordan and Starks .....	2063
Drawing by Anna L. Brown from the type, No. 4823, L. S. Jr. Univ. Mus., collected by Capt. J. C. Blair at Robben Island.	
748, 748a. <i>Stelgis vulsus</i> (Jordan and Gilbert) .....	2067
Drawing by Anna L. Brown from the type in the U.S.N.M., collected by Jordan and Gilbert at Point Reyes, California.	
749, 749a. <i>Averruncus emmelane</i> Jordan and Starks.....	2069
Drawing by Anna L. Brown from the type, No. 3135, L. S. Jr. Univ. Mus., collected by E. C. Starks in Puget Sound near Point Orchard, Washington.	

## PLATE CCCX.

750, 750a. <i>Averruncus sterletus</i> Gilbert .....	2071
Drawings by Anna L. Brown from the type in the U.S.N.M., collected by the <i>Albatross</i> at Station 3662, off Avalon, Coronado Island, California, in 47 fathoms.	
751. <i>Sarritor frenatus</i> (Gilbert) .....	2073
Drawing by A. H. Baldwin from the type collected by the <i>Albatross</i> at Station 3229.	

	Text page.
752, 752a. <b>Xystes axinophrys</b> Jordan and Starks .....	2076
Drawings by Anna L. Brown from the type, No. 3130, L. S. Jr. Univ. Mus., collected by E. C. Starks in Puget Sound near Seattle, Washington.	

## PLATE CCCXI.

753. <b>Bathygonus nigripinnis</b> Gilbert .....	2078
Drawing by A. H. Baldwin from No. 46614, U.S.N.M., col- lected by the <i>Albatross</i> in the Aleutian Islands.	
754, 754a. <b>Xenochirus triacanthus</b> Gilbert .....	2084
Drawings by Anna L. Brown from No. 3760, L. S. Jr. Univ. Mus., collected by E. C. Starks in Puget Sound near Seattle, Washington.	

## PLATE CCCXII.

755, 755a, 755b. <b>Aspidophoroides guntheri</b> Bean .....	2090
Drawings by W. S. Haines from No. 37032, U.S.N.M., collected by G. M. Stoney in Alaska.	
756, 756a. <b>Aspidophoroides monopterygius</b> (Bloch) .....	2091
Drawings by H. L. Todd from No. 21761, U.S.N.M., collected by the U. S. Fish Commission at Sandwich Point, Halifax, Nova Scotia, in 18 fathoms.	

## PLATE CCCXIII.

757. <b>Cyclopterus lumpus</b> Linnæus .....	2096
Drawing by H. L. Todd from No. 14795, U.S.N.M., collected by the U. S. Fish Commission at Eastport, Maine.	
758. <b>Lethotremus muticus</b> Gilbert .....	2101
Drawing by A. H. Baldwin from the type, collected by the <i>Albatross</i> at Station 3223, in Unimak Pass, Alaska.	

## PLATE CCCXIV.

759. <b>Lethotremus vinolentus</b> Jordan and Starks .....	2101
Drawing by Anna L. Brown from the type, No. 3131, L. S. Jr. Univ. Mus., collected by E. C. Starks in Puget Sound, near Seattle, Washington.	
760, 760a. <b>Neoliparis callyodon</b> (Pallas) .....	2110
Drawings by M. M. Smith from No. 30317, U.S.N.M., col- lected by W. J. Fischer at St. Paul, Kadiak Island, Alaska.	

## PLATE CCCXV.

761, 761a. <b>Neoliparis mucosus</b> (Ayres) .....	2111
Drawings by Anna L. Brown from No. 360, Cal. Acad. Sci., collected by H. D. Dunn off San Francisco, Cali- fornia.	

	Text page.
762. <i>Neoliparis floræ</i> Jordan and Starks.....	2111
Drawing by Anna L. Brown from the type, No. 3126, L. S. Jr. Univ. Mus., collected by E. C. Starks at Waadda Island, Neah Bay, Washington.	

## PLATE CCCXVI.

763, 763a. <i>Neoliparis greeni</i> Jordan and Starks.....	2112
Drawings by Anna L. Brown from the type, No. 3019, L. S. Jr. Univ. Mus., collected by A. N. Green in Victoria Harbor, Victoria, British Columbia.	
764, 764a. <i>Liparis cyclopus</i> Günther .....	2118
Drawings by H. L. Todd from No. 24007, U.S.N.M., collected at Port Muller, Alaska, by W. H. Dall.	

## PLATE CCCXVII.

765. <i>Liparis agassizii</i> Putnam .....	2121
Drawing by H. L. Todd from one of the types of <i>L. gibbus</i> Bean, No. 24047, U.S.N.M., collected at St. Paul Island, Bering Sea, by H. W. Elliott.	
766, 766a. <i>Liparis dennyi</i> Jordan and Starks.....	2124
Drawings by Anna L. Brown from the type, No. 3703, L. S. Jr. Univ. Mus., collected by E. C. Starks in Admiralty Inlet, near Seattle, Washington.	

## PLATE CCCXVIII.

767. <i>Bathyphasma ovigerum</i> Gilbert.....	2128
Drawing by A. H. Baldwin from the type, No. 48622, U.S.N.M., collected by the <i>Albatross</i> at Station 3342, off Queen Charlotte Island, in 1,588 fathoms.	
768. <i>Prionotus carolinus</i> (Linnaeus).....	2156
Drawing by H. L. Todd from No. 774, U.S.N.M., collected by Professor Baird at Beesleys Point, New Jersey.	

## PLATE CCCXIX.

769. <i>Prionotus scitulus</i> Jordan .....	2157
Drawing by H. L. Todd from a specimen collected by G. Würdemann in Florida.	
770. <i>Prionotus alatus</i> Goode and Bean .....	2159
Drawing from the type, collected in deep water off Charleston, South Carolina.	

## PLATE CCCXX.

771. <i>Prionotus stearnsi</i> Jordan and Swain .....	2166
Drawing from a specimen obtained on the Pensacola Snapper Banks.	
772. <i>Prionotus evolans</i> (Linnaeus).....	2168
Drawing by H. L. Todd from No. 5556, U.S.N.M., collected by Professor Baird at Woods Hole, Massachusetts.	

## PLATE CCCXXI.

	Text page.
773. <i>Bellator egretta</i> (Goode and Bean).....	2174
Drawing by M. M. Smith from the type in the M. C. Z., collected by the <i>Blake</i> at Station LXIV, off Barbados.	
774. <i>Peristedion miniatum</i> Goode .....	2178
Drawing by H. L. Todd from the type, No. 26023, U.S.N.M., collected by the <i>Fish Hawk</i> at Station 869, in N. lat. $40^{\circ} 02' 18''$ , W. long. $70^{\circ} 23' 06''$ , in 192 fathoms.	
775. <i>Peristedion longispathum</i> Goode and Bean .....	2178
Drawing by H. L. Todd from the type, collected by the <i>Blake</i> at Station LVIII, off Havana, in 242 fathoms.	

## PLATE CCCXXII.

776. <i>Peristedion gracile</i> Goode and Bean .....	2179
Drawing by H. L. Todd from the type, collected by the <i>Albatross</i> at Station 2401, in N. lat. $28^{\circ} 38' 30''$ , W. long. $85^{\circ} 52' 30''$ , in 142 fathoms.	
777, 777a. <i>Peristedion platycephalum</i> Goode and Bean.....	2180
Drawings by H. L. Todd from the type, collected by the <i>Blake</i> at Station LX, off Barbados, in 123 fathoms.	

## PLATE CCCXXIII.

778. <i>Cephalacanthus volitans</i> (Linnaeus) .....	2183
Drawing by W. S. Haines.	
779. <i>Callionymus agassizii</i> Goode and Bean.....	2186
Drawing by H. L. Todd from a specimen collected by the <i>Blake</i> at Station xxx, off Barbados, in 209 fathoms.	
780. <i>Ioglossus calliurus</i> Bean.....	2193
Drawing from No. 30797, U.S.N.M., collected by Silas Stearns at the Pensacola Snapper Banks.	

## PLATE CCCXXIV.

781. <i>Philypnus dormitor</i> (Lacépède) .....	2194
Drawing by A. H. Baldwin from a specimen collected by Dr. Evermann at Palo Seco, Puerto Rico.	
782. <i>Dormitator maculatus</i> (Bloch).....	2196
Drawing by A. H. Baldwin from a specimen collected by Dr. Evermann at Hucares, Puerto Rico.	

## PLATE CCCXXV.

783. <i>Eleotris pisonis</i> (Gmelin) .....	2200
Drawing by A. H. Baldwin from No. 5757, U.S.N.M., collected by Dr. Whitehurst at Garden Key, Florida.	
784. <i>Alexurus armiger</i> Jordan and Richardson.....	2203
Drawing by Anna L. Brown from the type, No. 3455, L. S. Jr. Univ. Mus., collected by J. A. Richardson in La Paz Harbor, Lower California.	
785. <i>Erotelis smaragdus</i> (Cuvier and Valenciennes).....	2204
Drawing by A. H. Baldwin.	



## PLATE CCCXXVI.

	Text page.
786. <i>Lophogobius cyprinoides</i> (Pallas) .....	2209
Drawing by A. H. Baldwin from No. 37509, U.S.N.M., collected by Professor Poey in Cuba.	
787. <i>Gobius stigmaticus</i> (Poey) .....	2224
Drawing by W. S. Haines from No. 30469, U.S.N.M., collected by Silas Stearns in south Florida.	
788. <i>Gobius hastatus</i> Girard .....	2229
Drawing by H. L. Todd from No. 35155, U.S.N.M., collected by Dr. Jordan at Key West, Florida.	

## PLATE CCCXXVII.

789. <i>Gobius oceanicus</i> Pallas .....	2230
Drawing by A. H. Baldwin from No. 35155, U.S.N.M., collected by Dr. Jordan at Key West, Florida.	
789a. <i>Gobius oceanicus</i> Pallas .....	2230
Drawing by A. H. Baldwin from a specimen collected by Dr. Evermann at Palo Seco, Puerto Rico.	
790. <i>Garmannia paradoxa</i> (Günther) .....	2232
Drawing by Anna L. Brown from No. 3765, L. S. Jr. Univ. Mus., collected by the Hopkins Expedition at Mazatlan, Mexico.	

## PLATE CCCXXVIII.

791. <i>Bollmannia chlamydes</i> Jordan .....	2238
Drawing by W. S. Atkinson from a specimen in L. S. Jr. Univ. Mus., collected by the <i>Albatross</i> off the coast of Colombia.	
792. <i>Aboma etheostoma</i> Jordan and Starks .....	2240
Drawing by Anna L. Brown from the type, No. 3459, L. S. Jr. Univ. Mus., collected by the Hopkins Expedition in the Astillero at Mazatlan, Mexico.	
793. <i>Clevelandia ios</i> (Jordan and Gilbert) .....	2254
Drawing by Anna L. Brown from No. 3666, L. S. Jr. Univ. Mus., collected by E. C. Starks in Elliot Bay, near Seattle, Washington.	

## PLATE CCCXXIX.

794. <i>Evermannia zosterura</i> (Jordan and Gilbert) .....	2256
Drawing by Anna L. Brown from No. 2927, L. S. Jr. Univ. Mus., collected by the Hopkins Expedition at Mazatlan, Mexico.	
795. <i>Typhlogobius californiensis</i> Steindachner .....	2262
Drawing by A. H. Baldwin from No. 34747, U.S.N.M., col- lected by Rosa Smith at San Diego, California.	
796. <i>Echeneis naucrates</i> Linnaeus .....	2269
Drawing by H. L. Todd.	

## PLATE CCCXXX.

	Text page.
797, 797a. <i>Remora brachyptera</i> (Lowe).....	2272
Drawing by H. L. Todd from No. 23374, U.S.N.M., collected by Daniel McEachran in N. lat. 42° 40', W. long. 63° 6', in 250 fathoms.	
798. <i>Rhombochirus osteochir</i> (Cuvier).....	2273
Drawing by H. L. Todd from No. 19022, U.S.N.M., collected by the U. S. Fish Commission at Woods Hole, Massachusetts.	
799. <i>Caulolatilus microps</i> Goode and Bean.....	2277
Drawing by H. L. Todd from No. 20971, U.S.N.M., collected by Silas Stearns at the Pensacola Snapper Banks.	

## PLATE CCCXXXI.

800. <i>Opisthognathus macrognathum</i> Poey .....	2281
Drawing by H. L. Todd from No. 5936, U.S.N.M., the type of <i>O. scaphiurus</i> Goode and Bean, collected by Dr. Whitehurst at Garden Key, Florida.	
800a. <i>Opisthognathus macrognathum</i> Poey.....	2281
Drawing by A. H. Baldwin from No. 5936, U.S.N.M., the type of <i>O. scaphiurus</i> Goode and Bean, collected by Dr. Whitehurst at Garden Key, Florida.	
801. <i>Gnathypops maxillosa</i> Poey .....	2284
Drawing by H. L. Todd from No. 5866, U.S.N.M., collected at Garden Key, Florida.	

## PLATE CCCXXXII.

802. <i>Bathymaster signatus</i> Cope .....	2288
Drawing by H. L. Todd from No. 27646, U.S.N.M., collected by Capt. E. P. Herendeen at the Shumagin Islands, Alaska.	
803. <i>Ronquilus jordani</i> (Gilbert).....	2289
Drawing by Anna L. Brown from No. 3410, L. S. Jr. Univ. Mus., collected by the Young Naturalist Society of Seattle in Elliot Bay, near Seattle, Washington.	
804. <i>Chiasmodon niger</i> Johnson .....	2291
Drawing by H. L. Todd from No. 25633, U.S.N.M., collected by Capt. Thomas F. Hodgdon at the surface on Le Have Bank.	

## PLATE CCCXXXIII.

805. <i>Hypsicometes gobioides</i> Goode .....	2294
Drawing by A. H. Baldwin from a specimen collected by the <i>Albatross</i> at Station 2377.	
806. <i>Trichodon trichodon</i> (Tilesins).....	2295
Drawing by M. M. Smith from No. 27980, U.S.N.M., collected by Marcus Baker at the Shumagin Islands.	
807. <i>Arctoscopus japonicus</i> (Steindachner).....	2297
Drawing by W. S. Atkinson from No. 5656, L. S. Jr. Univ. Mus., collected by the <i>Albatross</i> at Station 3652.	

PLATE CCCXXXIV.

	Text page.
808. <i>Astroscopus y-græcum</i> (Cuvier and Valenciennes) .....	2307
Drawing by M. M. Smith from No. 18029, U.S.N.M., collected by J. C. Willets at Matanzas River Inlet, Florida.	
809, 809a. <i>Kathetostoma albigutta</i> Bean .....	2312
Drawings by M. M. Smith from No. 2403, U.S.N.M., col- lected by the <i>Albatross</i> .	

PLATE CCCXXXV.

810. <i>Opsanus pardus</i> (Goode and Bean) .....	2316
Drawing by H. L. Todd from the type, No. 22237, U.S.N.M., collected by Silas Stearns at the Pensacola Snapper Banks, Florida.	
811. <i>Porichthys porosissimus</i> (Cuvier and Valenciennes) .....	2319
Drawing by A. H. Baldwin from a specimen collected by the <i>Albatross</i> at Station 2121.	
812. <i>Caularchus mæandricus</i> (Girard) .....	2328
Drawing by H. L. Todd.	
813. <i>Rimicola muscarum</i> (Meek and Pierson) .....	2338
Drawing by A. H. Baldwin from the type in L. S. Jr. Univ. Mus., collected by Meek and Pierson in Monterey Bay, California.	

PLATE CCCXXXVI.

814. <i>Enneanectes carminalis</i> (Jordan and Gilbert) .....	2350
Drawing by Anna L. Brown from No. 3854, L. S. Jr. Univ. Mus., collected by the Hopkins Expedition at Mazatlan, Mexico.	
815. <i>Gibbonsia elegans evides</i> (Jordan and Gilbert) .....	2352
Drawing by A. H. Baldwin from No. 34784, U.S.N.M., collected by Rosa Smith at San Diego, California.	
816. <i>Neoclinus satiricus</i> Girard .....	2355
Drawing by W. S. Atkinson from No. 2288, L. S. Jr. Univ. Mus., collected by Dr. Gilbert at Pacific Grove, California.	

PLATE CCCXXXVII.

817. <i>Cryptotrema corallinum</i> Gilbert .....	2266
Drawing by W. S. Atkinson from a specimen in L. S. Jr. Univ. Mus.	
818. <i>Exerpes asper</i> (Jenkins and Evermann) .....	2367
Drawing by A. H. Baldwin from the type, No. 39643, U.S.N.M., collected by Jenkins and Evermann at Guaymas, Mexico.	
819. <i>Auchenopterus nox</i> (Jordan and Gilbert) .....	2373
Drawing by Anna L. Brown from the type collected by Dr. Jordan at Key West, Florida.	

## PLATE CCCXXXVIII.

	Text page.
820. <i>Blennius favosus</i> Goode and Bean .....	2380
Drawing from the type, No. 2629, U.S.N.M., collected by G. Würdemann at Garden Key, Florida.	
821. <i>Blennius cristatus</i> Linnaeus .....	2382
822. <i>Hypsoblennius ionthas</i> (Jordan and Gilbert).....	2388

## PLATE CCCXXXIX.

823. <i>Hypsoblennius hentz</i> (Le Sueur).....	2390
Drawing by M. M. Smith from No. 26308, U.S.N.M., collected at Charleston, South Carolina, by C. C. Leslie.	
824. <i>Chasmodes saburræ</i> Jordan and Gilbert.....	2392
Drawing by H. L. Todd from the type, No. 30824, U.S.N.M., collected by Jordan and Stearns at Pensacola, Florida.	
825. <i>Rupiscartes atlanticus</i> (Cuvier and Valenciennes).....	2397
Drawing by A. H. Baldwin from No. 36946, U.S.N.M., collected by C. H. Townsend at San Cristobal, Lower California.	

## PLATE CCCXL.

826. <i>Emblemaria atlantica</i> Jordan and Evermann .....	2402
Drawing by A. H. Baldwin from the type, No. 33915, U.S.N.M., collected by Silas Stearns at the Pensacola Snapper Banks, Florida.	
827. <i>Stathmonotus hemphillii</i> Bean.....	2407
Drawing by H. L. Todd from the type, No. 37193, U.S.N.M., collected by Henry Hemphill at Key West, Florida.	

## PLATE CCCXLI.

828. <i>Bryostema polyactocephalum</i> (Pallas).....	2408
Drawing by H. L. Todd from No. 36889, U.S.N.M., collected by J. G. Swan in Puget Sound, Washington.	
829. <i>Bryostema nugator</i> Jordan and Williams.....	2410
Drawing by Anna L. Brown from the type, No. 3134, L. S. Jr. Univ. Mus., collected by the Young Nat. Soc. of Seattle in Elliot Bay, near Seattle, Washington.	
830. <i>Apodichthys flavidus</i> Girard.....	2411
Drawing by W. S. Haines from No. 36965, U.S.N.M., collected by J. G. Swan at Port Townsend, Washington.	

## PLATE CCCXLII.

831. <i>Pholis dolichogaster</i> (Pallas) .....	2416
Drawing by H. L. Todd from No. 33834, U.S.N.M., collected by Dr. L. Stejneger at Bering Island.	
832. <i>Pholis gunnellus</i> (Linnaeus) .....	2419
Drawing by H. L. Todd from No. 23198, U.S.N.M., collected by R. E. Earll at Gloucester, Massachusetts.	

- |  | Text page. |
|--|------------|
| 833. <i>Pholis ornatus</i> (Girard) .....  | 2419       |
| Drawing by M. M. Smith from No. 27996, U.S.N.M., collected by Dr. Bean at Sitka, Alaska. |            |

## PLATE CCCXLIII.

- |   |      |
|---|------|
| 834. <i>Asternopteryx gunnelliformis</i> Rüppell.....   | 2420 |
| Drawing by A. H. Baldwin from No. 48453, U.S.N.M., collected by Schuchert and White in Omanak Fjord, Karsak, Noursook Peninsula, Greenland. |      |
| 835. <i>Anoplarchus atropurpureus</i> (Kittlitz) .....  | 2422 |
| Drawing by H. L. Todd from No. 29820, U.S.N.M., collected by L. M. Turner at Atka Island, Alaska.   |      |
| 836. <i>Xiphistes ulvæ</i> Jordan and Starks.....   | 2423 |
| Drawing by Anna L. Brown from the type, No. 3132 L. S. Jr. Univ. Mus., collected by E. C. Starks at Waadda Island, Neah Bay, Washington.    |      |

## PLATE CCCXLIV.

- |   |      |
|---|------|
| 837. <i>Xiphistes chirus</i> (Jordan and Gilbert).....  | 2424 |
| Drawing by H. L. Todd from No. 23964, U.S.N.M, collected by W. H. Dall at Amchitka Island, Alaska.        |      |
| 838. <i>Xiphidion rupestre</i> (Jordan and Gilbert).....  | 2426 |
| Drawing by H. L. Todd from a specimen collected by Sylvanus Bailey at Sitka, Alaska.                      |      |
| 839. <i>Lumpenus mackayi</i> Gilbert.....   | 2436 |
| Drawing by A. H. Baldwin from the type collected in the Nusbagak River, Alaska, by the <i>Albatross</i> . |      |
| 840. <i>Lumpenus lampetræformis</i> (Walbaum) .....   | 2438 |
| Drawing by H. L. Todd from No. 13852, U.S.N.M.  |      |

## PLATE CCCXLV.

- |  |      |
|--|------|
| 841. <i>Stichæus punctatus</i> (Fabricius) .....   | 2439 |
| Drawing by H. L. Todd from No. 21718, U.S.N.M., collected by L. M. Turner at St. Michaels, Alaska. |      |
| 842. <i>Ulvaria subbifurcata</i> (Storer) .....  | 2440 |
| Drawing by H. L. Todd from a specimen from the Academy of Natural Sciences of Montreal.            |      |
| 843. <i>Cryptacanthodes maculatus</i> Storer.....  | 2443 |
| Drawing by H. L. Todd from No. 22309, U.S.N.M, obtained from E! G. Blackford.                      |      |

## PLATE CCCXLVI.

- |  |      |
|--|------|
| 844. <i>Lyconectes aleutensis</i> Gilbert.....   | 2441 |
| Drawing by A. H. Baldwin from the type, collected by the <i>Albatross</i> at Station 3312, north of Unalaska, in 45 fathoms. |      |
| 845. <i>Anarhichas latifrons</i> Steenstrup and Hallgrimsson.....  | 2446 |
| Drawing by H. L. Todd from No. 21373, U.S.N.M., collected by Capt. J. W. Collins in N. lat. 43° 56', W. long. 59° 04'.       |      |

## PLATE CCCXLVII.

	Text page.
846. <i>Anarhichas lupus</i> Linnaeus .....	2446
Drawing by H. L. Todd from No. 21846, U.S.N.M., collected by Capt. John Gourville at Georges Bank.	
847. <i>Anarhichas lepturus</i> Bean .....	2447
Drawing from the type, collected by L. M. Turner at St. Mi- chaels, Alaska.	
848. <i>Ptilichthys goodei</i> Bean .....	2452
Drawing by H. L. Todd from the type, No. 26619, U.S.N.M., collected at Ilinliuk (Unalaska), Alaska.	

## PLATE CCCXLVIII.

849, 849a, 849b. <i>Scytalina cerdale</i> Jordan and Gilbert .....	2451
Drawings by Anna L. Brown from No. 3389, L. S. Jr. Univ. Mus., collected by E. C. Starks at Waadda Island, Neah Bay, Washington.	
850. <i>Zoarces anguillaris</i> (Peck) .....	2457
Drawing by H. L. Todd from No. 10438, U.S.N.M., collected by the U. S. Fish Commission at Eastport, Maine.	
851. <i>Embryx crotalinus</i> (Gilbert) .....	2458
Drawing by A. H. Baldwin from the type, collected by the <i>Albatross</i> at Station 2980, off Santa Barbara Islands.	

## PLATE CCCXLIX.

852. <i>Aprodon cortezianus</i> Gilbert .....	2461
Drawing by A. H. Baldwin from the type, No. 46457, U.S.N.M., collected by the <i>Albatross</i> on Cortez Banks, off San Diego, California.	
853. <i>Lycodes zoarchus</i> Goode and Bean .....	2464
Drawing by H. L. Todd from the type, No. 39298, U.S.N.M., collected by the <i>Albatross</i> in N. lat. 44° 46' 30", W. long. 59° 55' 45", off Nova Scotia, in 130 fathoms.	
854. <i>Lycodes reticulatus</i> Reinhardt .....	2465
Drawing by H. L. Todd from a specimen collected by Capt. R. Markuson at S. W. Banquereau, in 300 fathoms.	

## PLATE CCCL.

855. <i>Lycodes perspicillum</i> Kröyer .....	2465
Drawing by H. L. Todd from No. 39336, U.S.N.M., collected by the <i>Albatross</i> at Station 2456, in N. lat. 47° 29', W. long. 52° 18', in 86 fathoms.	
856. <i>Lycodes frigidus</i> Collett .....	2465
Drawing by H. L. Todd from No. 32995, U.S.N.M., collected by the <i>Albatross</i> at Station 2018, in N. lat. 37° 12' 22", W. long. 74° 20' 04", in 788 fathoms.	

	Text page.
857. <i>Lycodalepis polaris</i> (Sabine).....	2468
Drawing by H. L. Todd from No. 27748, U.S.N.M., the type of <i>Lycodes roccineus</i> Bean, collected by Dr. Bean at Big Diomed Island, Bering Strait.	
858. <i>Lycodalepis turneri</i> (Bean).....	2469
Drawing by H. L. Todd from the type, No. 21529, U.S.N.M., collected by L. M. Turner at St. Michaels, Alaska.	

## PLATE CCCLI.

859. <i>Lycenchelys verrillii</i> (Goode and Bean) .....	2470
Drawing by H. L. Todd from No. 21015, U.S.N.M., an old male, collected by the U. S. Fish Commission, 27 miles southwest of Chebucto, Nova Scotia.	
860, 860a, 860b, 860c, 860d. <i>Lycenchelys paxillus</i> (Goode and Bean). .....	2471
Drawings by H. L. Todd from the type, No. 22177, U.S.N.M., collected by Capt. J. W. Collins in N. lat. 42° 48', W. long. 63° 07'.	
861. <i>Furcimanus diapterus</i> (Gilbert).....	2472
Drawing by W. S. Atkinson from a specimen in L. S. Jr. Univ. Mus.	

## PLATE CCCLII.

862. <i>Lycodonus mirabilis</i> (Goode and Bean) .....	2474
Drawing by S. F. Denton from No. 39207, U.S.N.M., collected by the <i>Albatross</i> at Station 2742, in N. lat. 37° 46' 30'', W. long. 73° 56' 30''.	
863. <i>Lycinema barbatum</i> Gilbert.....	2474
Drawing by A. H. Baldwin from the type, collected by the <i>Albatross</i> at Station 3129, in 204 fathoms.	
864, 864a, 864b, 864c. <i>Gymnelis viridis</i> (Fabricius).....	2479
Drawing by H. L. Todd from No. 21999a, U.S.N.M., col- lected at Niantilik Harbor, Cumberland Gulf, by W. A. Mintzer.	
865. <i>Melanostigma pammelas</i> Gilbert.....	2479
Drawing by A. H. Baldwin from the type, collected by the <i>Albatross</i> at Station 3202, on coast of California.	

## PLATE CCCLIII.

866. <i>Lepophidium marmoratum</i> (Goode and Bean) .....	2482
Drawing by M. M. Hildebrand from the type, No. 37237, U.S.N.M., collected by the <i>Albatross</i> in N. lat. 23° 10' 39'', W. long. 82° 20' 21'', in 213 fathoms.	
867. <i>Lepophidium profundorum</i> (Gill) .....	2484
Drawing by A. H. Baldwin from a specimen collected by the <i>Albatross</i> at Station 2042.	
868. <i>Rissola marginata</i> (De Kay) .....	2489

## PLATE CCCLIV.

	Text page.
869. <i>Otophidium omostigmum</i> (Jordan and Gilbert).....	2490
Drawing by H. L. Todd from the type, No. 29670, U.S.N.M., collected by Jordan and Stearns at the Pensacola Snapper Banks.	
870. <i>Lycodapus dermatinus</i> Gilbert .....	2492
Drawing by A. H. Baldwin from the type, collected by the <i>Albatross</i> at Station 3162, off Lower California.	
871. <i>Brotula barbata</i> (Bloch and Schneider) .....	2500
Drawing by A. H. Baldwin from No. 5337, U.S.N.M., collected by Professor Poey in Cuba.	

## PLATE CCCLV.

872. <i>Ogilbia ventralis</i> (Gill).....	2503
Drawing by Anna L. Brown from No. 2903, L. S. Jr. Univ. Mus., collected by the Hopkins Expedition at Mazatlan, Mexico.	
873. <i>Ogilbia cayorum</i> Evermann and Kendall.....	2503
Drawing by A. H. Baldwin from the type, No. 48792, U.S.N.M., collected by Evermann and Kendall at Key West, Florida.	
874. <i>Dicromita agassizii</i> Goode and Bean.....	2506
Drawing by H. L. Todd from the type, collected by the <i>Blake</i> off Grenada.	

## PLATE CCCLVI.

875. <i>Bassozetus normalis</i> Gill.....	2507
Drawing by H. L. Todd from No. 39416, U.S.N.M., collected by the <i>Albatross</i> in N. lat. 28° 02' 30", W. long. 87° 43' 45".	
876. <i>Bassozetus catena</i> Goode and Bean.....	2509
Drawn by A. H. Baldwin from the type, No. 37341, U.S.N.M., collected by the <i>Albatross</i> in N. lat. 28° 00' 15", W. long. 87° 42', in 1,467 fathoms.	
876a. <i>Bassozetus catena</i> Goode and Bean .....	2509
Drawn by H. L. Todd from same specimen.	

## PLATE CCCLVII.

877. <i>Neobythites gillii</i> Goode and Bean .....	2512
Drawing by A. H. Baldwin from the type, No. 37340, U.S.N.M., collected by the <i>Albatross</i> in N. lat. 28° 3', W. long. 85° 33', in 111 fathoms.	
878. <i>Neobythites marginatus</i> Goode and Bean.....	2513
Drawing by H. L. Todd from the type collected by the <i>Blake</i> off Barbados, in 209 fathoms.	
879. <i>Bassogigas gillii</i> Goode and Bean .....	2515
Drawing by A. H. Baldwin from the type, No. 39417, U.S.N.M., collected by the <i>Albatross</i> off Cape Henlopen, Delaware, in N. lat. 39° 35', W. long. 70° 54', in 1,106 fathoms.	
880. <i>Barathrodemus manatinus</i> Goode and Bean .....	2517
Drawing by H. L. Todd from the type in M. C. Z., collected by the <i>Blake</i> in N. lat. 33° 35' 20", W. long. 76°, in 647 fathoms.	



## PLATE CCCLVIII.

	Text page.
881. <i>Porogadus miles</i> Goode and Bean .....	2520
Drawing by A. H. Baldwin from the type, No. 35625, U.S.N.M., collected by the <i>Albatross</i> at Station 2230, in N. lat. 38° 27', W. long. 73° 02', in 1,168 fathoms.	
882. <i>Dicrolene intronigra</i> Goode and Bean.....	2522
Drawing by H. L. Todd from a specimen collected by the <i>Blake</i> in the Gulf Stream.	
883. <i>Barathronus bicolor</i> Goode and Bean.....	2524
Drawing by M. M. Smith from the type collected by the <i>Blake</i> at Station LXXI, off Guadeloupe, in 769 fathoms.	

## PLATE CCCLIX.

884. <i>Merluccius productus</i> (Ayres) .....	2531
Drawing by H. L. Todd from No. 26638, U.S.N.M., collected by W. F. Prosser at Seattle, Washington.	
885. <i>Borogadus saida</i> (Lepechin) .....	2533
Drawing by H. L. Todd from No. 24031, U.S.N.M., collected by L. M. Turner at St. Michaels, Alaska.	
886. <i>Pollachius virens</i> (Linnaeus) .....	2534
Drawing by H. L. Todd from No. 10443, U.S.N.M., collected by Professor Baird at Eastport, Maine.	

## PLATE CCCLX.

887. <i>Theragra chalcogramma</i> (Pallas).....	2535
Drawing by H. L. Todd from No. 27637, U.S.N.M., collected by W. H. Dall in Pirate Cove, Shumagin Island, Alaska.	
888. <i>Eleginus navaga</i> (Kölreuter) .....	2537
Drawing by H. L. Todd from No. 9286, U.S.N.M., collected by H. Bannister at St. Michaels, Alaska.	
889. <i>Microgadus proximus</i> (Girard) .....	2539
Drawing by H. L. Todd from No. 27982, U.S.N.M., collected at Yakutat Bay, Alaska, by Dr. T. H. Bean.	
890. <i>Microgadus tomcod</i> (Walbaum).....	2540
Drawing by H. L. Todd from No. 17733, U.S.N.M., collected by V. N. Edwards at Woods Hole, Massachusetts.	

## PLATE CCCLXI.

891. <i>Gadus callarias</i> Linnaeus .....	2541
Drawing by H. L. Todd from No. 10444, U.S.N.M., collected by Professor Baird at Eastport, Maine.	
892. <i>Melanogrammus aeglefinus</i> Linnaeus.....	2542
Drawing by H. L. Todd from No. 10440, U.S.N.M., collected by Professor Baird at Eastport, Maine.	
892a. <i>Melanogrammus aeglefinus</i> Linnaeus.....	2542
Drawing of skull by H. L. Todd.	

## PLATE CCCLXH.

	Text page.
893, 893a. <i>Antimora viola</i> (Goode and Bean) .....	2544
Drawings by H. L. Todd from the type, No. 21837, U.S.N.M., collected by Capt. J. W. Collins on Le Have Bank, in 400 to 500 fathoms.	
894. <i>Uraleptus malardi</i> (Risso) .....	2545
Drawing by H. L. Todd from a specimen collected by the <i>Blake</i> at Station LXXXI, off Neris.	

## PLATE CCCLXIII.

895. <i>Lotella maxillaris</i> Bean .....	2546
Drawing by H. L. Todd from the type, No. 29832, U.S.N.M., collected by the <i>Fish Hawk</i> in N. lat. 39° 55', W. long. 70° 28', in 396 fathoms.	
896. <i>Physiculus fulvus</i> Bean .....	2547
Drawing by H. L. Todd from the type, No. 28466, U.S.N.M., collected by the <i>Fish Hawk</i> in N. lat. 40° 01', W. long. 69° 56', in 79 fathoms.	

## PLATE CCCLXIV.

897. <i>Lota maculosa</i> (Le Sueur) .....	2550
Drawing by H. L. Todd.	
898. <i>Urophycis regius</i> (Walbaum) .....	2553
Drawing by H. L. Todd from No. 20923, U.S.N.M., obtained by E. G. Blackford from the New York Aquarium.	
899. <i>Urophycis cirratus</i> (Goode and Bean) .....	2553
Drawing by H. L. Todd from the type, No. 39059, U.S.N.M., collected by the <i>Albatross</i> at Station 2376, in N. lat. 29° 03' 15", W. long. 88° 16'.	

## PLATE CCCLXV.

900. <i>Urophycis earlli</i> (Bean) .....	2554
Drawing by H. L. Todd from the type, No. 25207, U.S.N.M., collected by R. E. Earll at Charleston, South Carolina.	
901. <i>Urophycis tenuis</i> (Mitchill) .....	2555
Drawing by H. L. Todd from No. 21029, U.S.N.M., collected by the <i>Speedwell</i> in Halifax Harbor.	
902. <i>Urophycis chuss</i> (Walbaum) .....	2555
Drawing by H. L. Todd from No. 28707, U.S.N.M., collected by the <i>Fish Hawk</i> at Station 918, in N. lat. 40° 20' 21", W. long. 70° 41' 30", in 245 fathoms.	

## PLATE CCCLXVI.

903. <i>Urophycis chesteri</i> Goode and Bean .....	2556
Drawing by H. L. Todd from No. 21840, U.S.N.M., collected by the <i>Speedwell</i> at Station 174, off Cape Ann, in 140 fathoms.	

- |   | Text page. |
|---|------------|
| 904. <i>Lemonema barbatulum</i> Goode and Bean.....   | 2556       |
| Drawing by W. S. Haines from No. 38331, U.S.N.M., collected by the <i>Albatross</i> at Station 2397 in N. lat. 28° 42', W. long. 86° 36', in 280 fathoms. |            |

- |   |      |
|---|------|
| 905. <i>Lemonema melanurum</i> Goode and Bean .....   | 2557 |
| Drawing by W. S. Haines from the type, No. 38270, U.S.N.M., collected by the <i>Albatross</i> at Station 2415 in N. lat. 30° 44', W. long. 79° 26', in 440 fathoms. |      |

## PLATE CCCLXVII.

- |   |      |
|---|------|
| 906. <i>Gairdropsarus argentatus</i> (Rheinhardt).....  | 2559 |
| Drawing by H. L. Todd from No. 7212, U.S.N.M., collected at Nahant, Massachusetts, by F. W. Putnam. |      |
| 907. <i>Euchelyopus cimbricus</i> (Linnaeus) .....  | 2560 |
| Drawing by H. L. Todd from No. 21721, U.S.N.M., collected by Edward Brown in Bay Chaleur.           |      |
| 908. <i>Bathygadus favosus</i> Goode and Bean .....   | 2565 |
| Drawing by H. L. Todd from the type collected by the <i>Blake</i> off Martinique, in 472 fathoms.   |      |

## PLATE CCCLXVIII.

- |  |      |
|--|------|
| 909. <i>Steindachneria argentea</i> Goode and Bean .....   | 2568 |
| Drawing by H. L. Todd from the type, No. 37350, U.S.N.M., collected by the <i>Albatross</i> in N. lat. 39° 14' 30'', W. long. 88° 9' 30'', in 68 fathoms.      |      |
| 910. <i>Chalinura simula</i> Goode and Bean .....  | 2578 |
| Drawing by H. L. Todd from No. 39152, U.S.N.M., collected by the <i>Albatross</i> at Station 2095 in N. lat. 39° 29', W. long. 70° 58' 40'', in 1,342 fathoms. |      |
| 911. <i>Coryphænoides carapinus</i> Goode and Bean.....  | 2579 |
| Drawing by H. L. Todd from a specimen collected by the <i>Blake</i> in N. lat. 39° 43', W. long. 70° 55' 25''.   |      |

## PLATE CCCLXIX.

- |  |      |
|--|------|
| 912. <i>Hymenocephalus cavernosus</i> (Goode and Bean) .....   | 2580 |
| Drawing by S. F. Denton from the type, No. 37337, U.S.N.M., collected by the <i>Albatross</i> at Station 2398 in N. lat. 28° 45' W. long. 86° 26', in 227 fathoms. |      |
| 913. <i>Cœlorhynchus occa</i> (Goode and Bean) .....   | 2588 |
| Drawing by H. L. Todd from the type No. 37334, U.S.N.M., collected by the <i>Albatross</i> at Station 2396 in N. lat. 28° 34', W. long. 86° 48', in 335 fathoms.   |      |
| 914. <i>Cœlorhynchus carminatus</i> (Goode) .....  | 2588 |
| Drawing by H. L. Todd from No. 26187, U.S.N.M., collected by the <i>Fish Hawk</i> at Station 893, off Marthas Vineyard, in 372 fathoms.                            |      |

## PLATE CCCLXX.

	Text page.
915. <i>Cœlorhynchus caribbæus</i> (Goode and Bean).....	2589
Drawing by H. L. Todd from the type, No. 37333, U.S.N.M., collected by the <i>Albatross</i> at Station 2377, in the northern part of the Gulf of Mexico, in N. lat. 29° 7' 30", W. long. 88° 8', in 210 fathoms.	
916. <i>Regalecus glesne</i> (Ascanius).....	2596
Drawing from Day, <i>Fishes of Great Britain and Ireland</i> , pl. 64.	

## PLATE CCCLXXI.

917. <i>Atheresthes stomias</i> (Jordan and Gilbert).....	2609
Drawing by A. H. Baldwin from No. 27186, U.S.N.M., col- lected by Dr. Jordan at Point Reyes, California.	
918. <i>Hippoglossus hippoglossus</i> (Linnaeus).....	2611
Drawing by H. L. Todd from No. 27605, U.S.N.M., collected at Marmot Island, Alaska, by Dr. Bean.	

## PLATE CCCLXXII.

919. <i>Hippoglossoides platessoides</i> (Fabricius).....	2614
Drawing by H. L. Todd from No. 21002, U.S.N.M., collected at Le Have Bank.	
920. <i>Hippoglossoides elassodon</i> Jordan and Gilbert.....	2615

## PLATE CCCLXXIII.

921. <i>Psettichthys melauostictus</i> Girard.....	2618
Drawing by H. L. Todd from No. 24167, U.S.N.M., collected at San Francisco, California, by Dr. Jordan.	
922. <i>Paralichthys dentatus</i> (Linnaeus).....	2629
Drawing by A. H. Baldwin from a specimen collected by Dr. H. M. Smith at St. George Island, Maryland.	

## PLATE CCCLXXIV.

923. <i>Paralichthys squamilentus</i> Jordan and Gilbert.....	2631
Drawing by H. L. Todd from No. 30862, U.S.N.M., collected at Pensacola, Florida, by Jordan and Stearns.	
924. <i>Paralichthys oblongus</i> (Mitchill).....	2632
Drawing by H. L. Todd.	

## PLATE CCCLXXV.

925. <i>Ancylopsetta quadrocellata</i> Gill.....	2634
926. <i>Pleuronichthys decurrens</i> Jordan and Gilbert.....	2637
Drawing by A. H. Baldwin from No. 27115, U.S.N.M., col- lected by Dr. Jordan at San Francisco, California.	

## PLATE CCCLXXVI.

	Text page.
927. <i>Inopsetta ischyra</i> (Jordan and Gilbert).....	2641
Drawing by H. L. Todd from No. 32913, U.S.N.M., collected at Unalaska by E. W. Nelson.	
928. <i>Lepidopsetta bilineata</i> (Ayres).....	2643
Drawing from No. 27602, U.S.N.M., collected by Dr. Bean at St. Paul, Kadiak Island, Alaska.	

## PLATE CCCLXXVII.

929. <i>Limanda ferruginea</i> (Storer).....	2644
Drawing by H. L. Todd from No. 21903, U.S.N.M., collected at Gloucester, Massachusetts, by the U. S. Fish Commission.	
930. <i>Limanda aspera</i> (Pallas).....	2645
Drawing from No. 27944, U.S.N.M., collected by Dr. Bean at Sitka, Alaska.	

## PLATE CCCLXXVIII.

931. <i>Limanda proboscidea</i> Gilbert.....	2645
Drawing by A. H. Baldwin from the type, collected by the <i>Albatross</i> in Bristol Bay, Alaska.	
932. <i>Limanda beanii</i> Goode .....	2646
Drawing by H. L. Todd from the type, No. 26102, U.S.N.M., collected by the <i>Fish Hawk</i> at Station 875, off the south coast of New England.	

## PLATE CCCLXXIX.

933. <i>Pseudopleuronectes americanus</i> (Walbaum).....	2647
Drawing by H. L. Todd from a specimen in the U.S.N.M.	
934. <i>Pleuronectes quadrituberculatus</i> Pallas .....	2648
Drawing by H. L. Todd from No. 28025, U.S.N.M., collected at St. Paul, Kadiak, by W. J. Fischer.	

## PLATE CCCLXXX.

935. <i>Liopsetta glacialis</i> (Pallas).....	2649
Drawing by H. L. Todd from No. 27947, U.S.N.M., collected in Kotzebue Sound by Dall and Bean.	
936. <i>Liopsetta putnami</i> (Gill).....	2650
Drawing by H. L. Todd from No. 5368, U.S.N.M., collected at Salem, Massachusetts, by F. W. Putnam.	

## PLATE CCCLXXXI.

937, 937a. <i>Platichthys stellatus</i> (Pallas).....	2652
Drawing by H. L. Todd from No. 27640, U.S.N.M., collected by Dr. Bean in Alaska.	

## PLATE CCCLXXXII.

	Text page.
938. <i>Lophopsetta maculata</i> (Mitchill).....	2660
Drawing by H. L. Todd.	
939. <i>Platophrys ocellatus</i> (Agassiz).....	2663
Drawing by H. L. Todd from No. 34972, U.S.N.M., type of <i>P. nebularis</i> Jordan and Gilbert, collected by Dr. Jordan at Key West, Florida.	

## PLATE CCCLXXXIII.

940. <i>Trichopsetta ventralis</i> (Goode and Bean).....	2669
Drawing by H. L. Todd from No. 37372, U.S.N.M., collected by the <i>Albatross</i> at Station 2378, in N. lat. 29° 14' 30", W. long. 88° 09' 30", in 68 fathoms.	
941. <i>Syacium papillosum</i> (Linnaeus).....	2671
Drawing by H. L. Todd from the type of <i>Hemirhombus patulus</i> Bean, No. 30180, U.S.N.M., collected by Silas Stearns at Pensacola, Florida.	

## PLATE CCCLXXXIV.

942. <i>Azevia panamensis</i> (Steindachner).....	2677
Drawing by A. H. Baldwin from No. 15, Mus. Comp. Zool.	
943. <i>Citharichthys sordidus</i> (Girard).....	2679
Drawing by H. L. Todd from No. 31991, U.S.N.M., collected by Capt. H. E. Nichols in Johnstons Straits, British Columbia.	

## PLATE CCCLXXXV.

944. <i>Citharichthys macrops</i> Dresel.....	2684
Drawing by H. L. Todd from the type, No. 21500, U.S.N.M., collected by Silas Stearns at Pensacola, Florida.	
945. <i>Etropus rimosus</i> Goode and Bean.....	2688
Drawing by H. L. Todd from the type, collected by the <i>Albatross</i> at Station 2408, in N. lat. 28° 28', W. long. 84° 25', in 21 fathoms.	

## PLATE CCCLXXXVI.

946. <i>Etropus crossotus</i> Jordan and Gilbert.....	2689
Drawing by H. L. Todd from No. 26571, U.S.N.M., collected by Silas Stearns at Cedar Keys, Florida.	
947. <i>Achirus lineatus</i> (Linnaeus).....	2697
Drawing by H. L. Todd.	

## PLATE CCCLXXXVII.

948. <i>Achirus fasciatus</i> Lacépède.....	2700
Drawing by H. L. Todd.	
949. <i>Symphurus marginatus</i> (Goode and Bean).....	2706
Drawing by H. L. Todd from a specimen collected by the <i>Albatross</i> at Station 2376, in N. lat 29° 03' 15", W. long. 88° 16', in 324 fathoms.	

## PLATE CCCLXXXVIII.

	Text page.
950. <i>Symphurus plagiusa</i> (Linnæus).....	2710
Drawing by H. L. Todd from No. 15017, U.S.N.M., collected by Dr. H. C. Yarrow at Beaufort, North Carolina.	
951. <i>Symphurus williamsi</i> Jordan and Culver.....	2711
Drawing by Anna L. Brown from the type, No. 2943, L. S. Jr. Univ. Mus., collected by the Hopkins Expedition at Mazatlan, Mexico.	
952. <i>Iophius piscatorius</i> Linnæus .....	2713
Drawing by H. L. Todd from a specimen in the U.S.N.M.	

## PLATE CCCLXXXIX.

953. <i>Chaunax pictus</i> Lowe.....	2726
Drawing by H. L. Todd from No. 26021, U.S.N.M., collected by the <i>Albatross</i> at Station 869.	
954. <i>Ceratias holbolli</i> Krøyer .....	2729
Drawing by A. H. Baldwin from Gaimard, Voy. Skand., Poissons, pl. IX.	

## PLATE CCCXC.

955. <i>Mancalias shufeldti</i> (Gill) .....	2730
Drawing by H. L. Todd from the type, No. 33552, U.S.N.M., collected by the <i>Albatross</i> at Station 2099, in N. lat. 37° 12' 20", W. long. 69° 39', in 2,949 fathoms.	
956. <i>Cryptosaras couesii</i> Gill.....	2731
Drawing by H. L. Todd from No. 33558, U.S.N.M., collected by the <i>Albatross</i> at Station 2101, in N. lat. 38° 13' 30", W. long. 68° 24', in 1,686 fathoms.	

## PLATE CCCXCI.


957. <i>Caulophryne jordani</i> Goode and Bean .....	2735
Drawing by S. F. Denton from the type, No. 39265, U.S.N.M., collected by the <i>Albatross</i> in N. lat. 39° 27', W. long. 71° 15', in 1,276 fathoms.	

## PLATE CCCXCII.

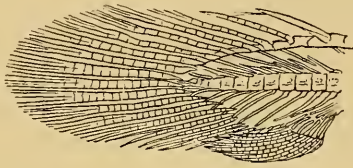
958, 958a, 958b. <i>Ogcocephalus vespertilio</i> (Linnæus) .....	2737
Drawing by H. L. Todd from No. 2316, U.S.N.M., collected by the <i>Albatross</i> in N. lat. 24° 25' 30", W. long. 81° 47' 45".	







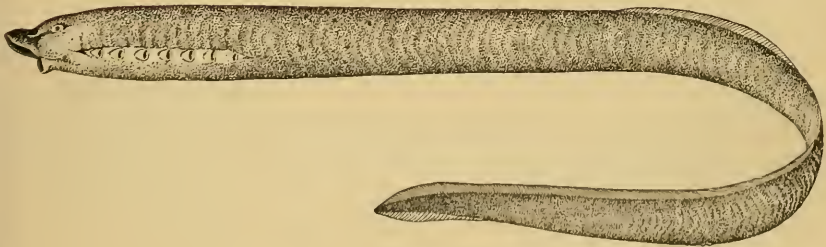
1



2



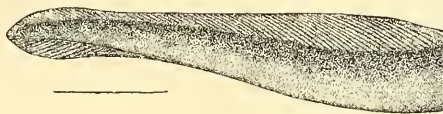

3




4

1. BRANCHIOSTOMA CARIBEUM. (P. 3.)
2. TAIL OF POLYPTERUS BICHR.
3. PETROMYZON MARINUS. (P. 10.)
4. ENTOSPHEBUS TRIDENTATUS. (P. 12.)






5



6

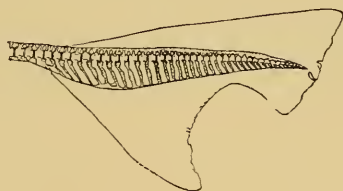


7





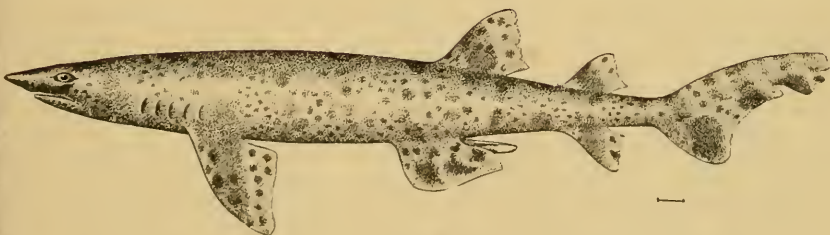
9



10



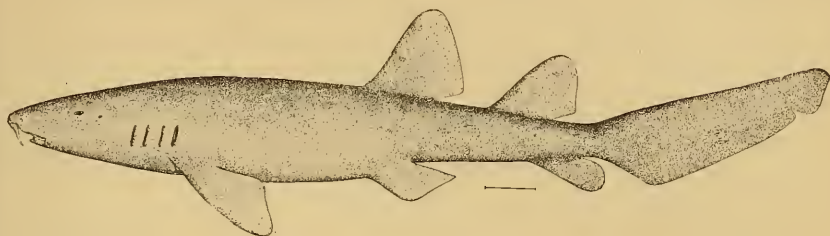
11



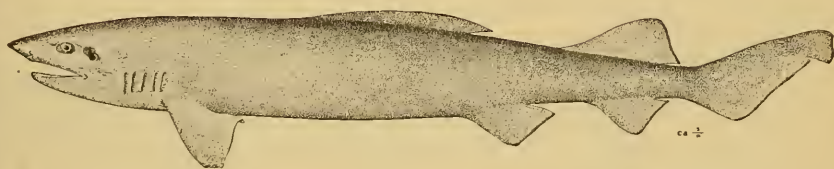
12

9. *GYROPLEURODUS FRANCISCI*. (P. 20.)  
10. HETEROCERCAL TAIL OF *HETERODONTUS PHILIPPI*.  
11. *SCYLLIORHINUS PROFUNDORUM*. (P. 22.)  
12. *CATULUS UTER*. (P. 25.)






13



14



15

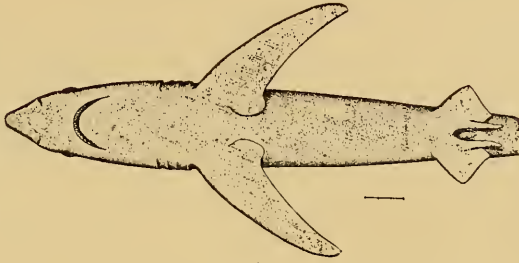


16


13. *GINGLYMOSTOMA CIRRATUM*. (P. 26.)  
 14. *PSEUDOTRIAKIS MICRODON*. (P. 27.)  
 15. *GALEORHINUS ZYOPTERUS*. (P. 22.)  
 16. *PRIONACE GLAUCA*. (P. 33.)



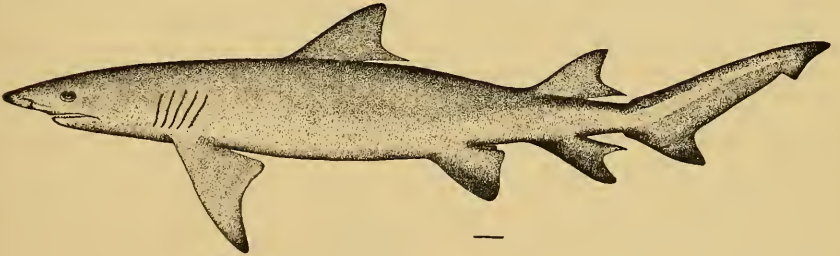





16a



17



18




19

- 16a. PRIONACE GLAUCA. (P. 33.)  
17. CARCHARHINUS LAMIA. (P. 38.)  
18. HYPOPRION BREVIROSTRIS. (P. 41.)  
19. SPHYRNA TIBURO. (P. 44.)






20




21



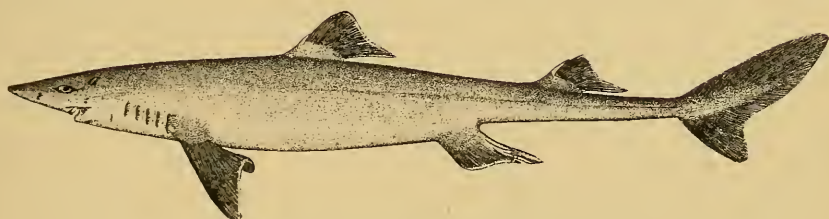
22

20. *ALOPIAS VULPES*. (P. 45.)  
21. *ISURUS DEKAYI*. (P. 48.)  
22. *LAMNA CORNUBICA*. (P. 49.)

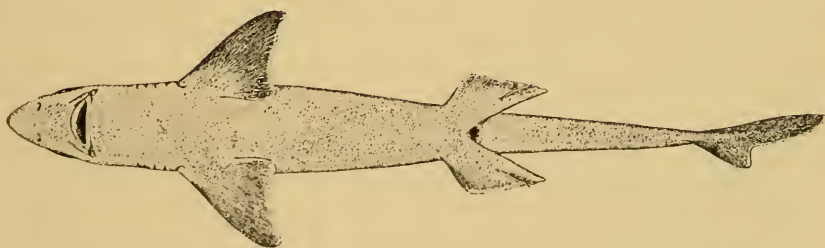




23




24




24a

23. CETORHINUS MAXIMUS. (P. 51.)  
24, 24a. SQUALUS ACANTHIAS. (P. 51.)






25



26



27




28


25. *CENTROSCYMNUS GEGOLEPIS*. (P. 55.)  
26. *CENTROSCYLLIUM FABRICII*. (P. 56.)  
27. *PRISTIS PECTINATUS*. (P. 60.)  
28. *RHINOBATUS LENTIGINOSUS*. (P. 62.)



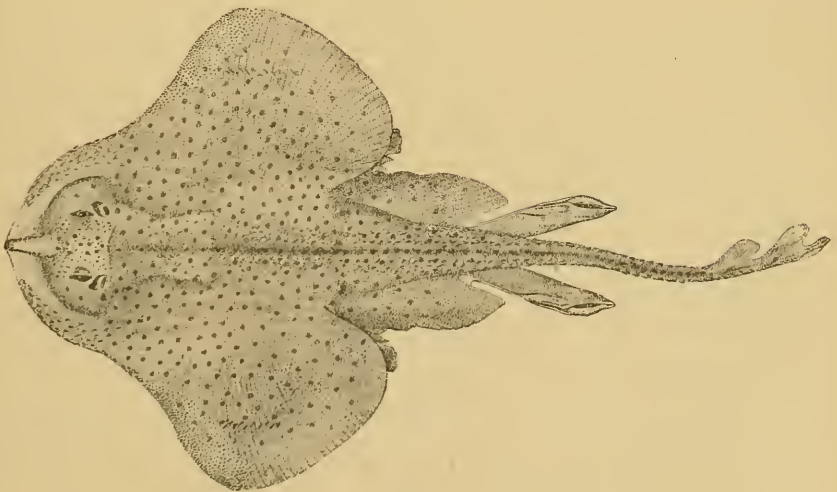




28a



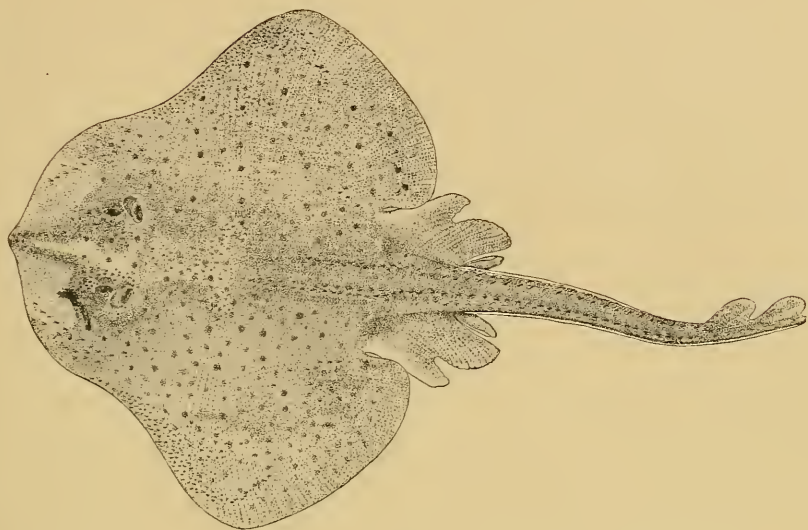
28b



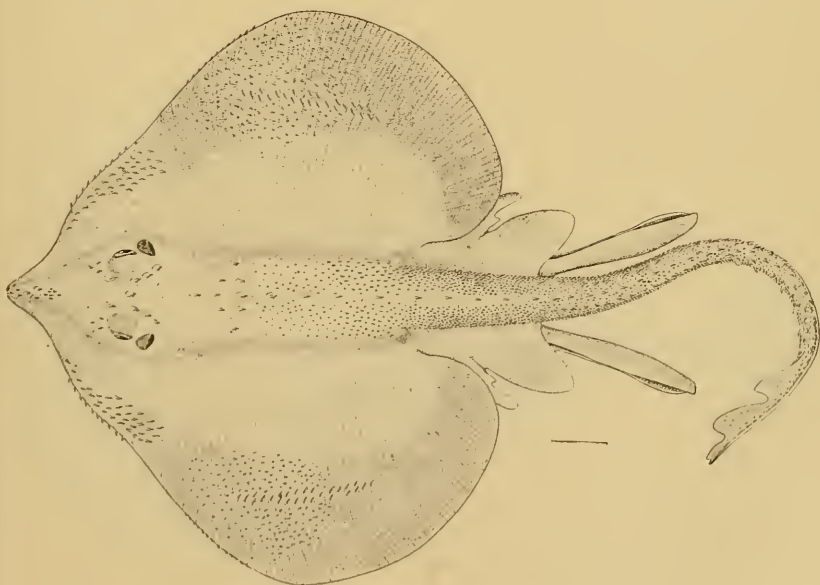
29

28a, 28b. RHINOCHIMAERA LENTIGINOSA. (P. 62.)  
29. RAJA ERINACEA. (P. 68.)





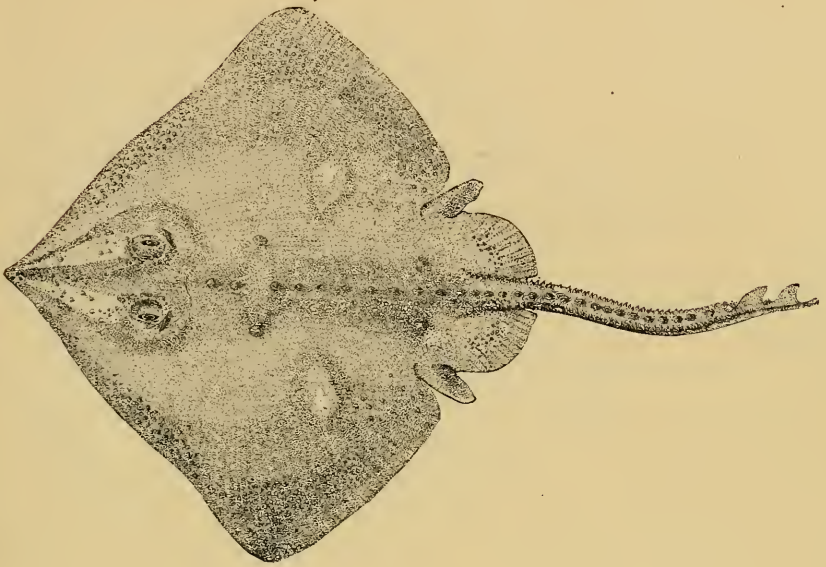
30



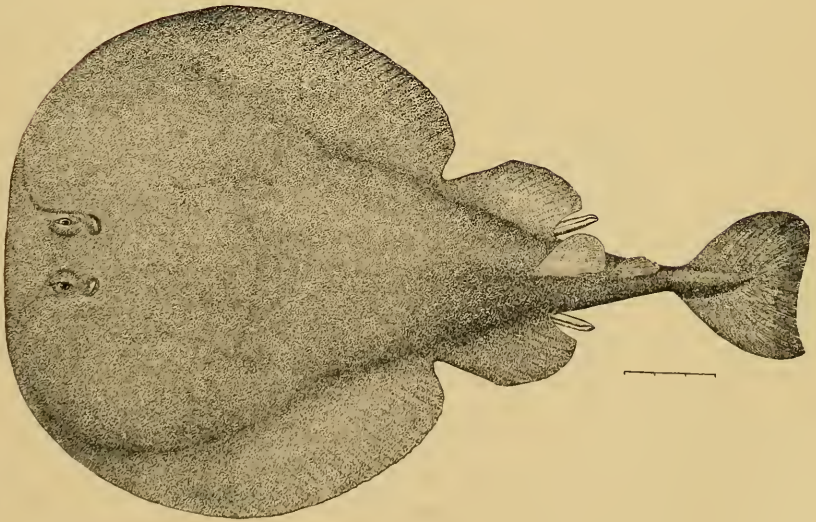
31

30. *RAJA OCELLATA*. (P. 68.)  
31. *RAJA ACKLEYI*. (P. 70.)





32

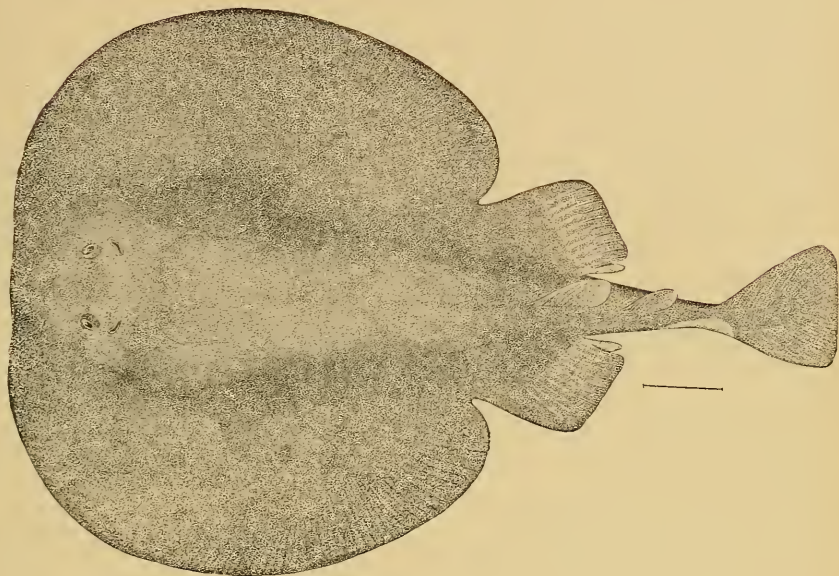


33

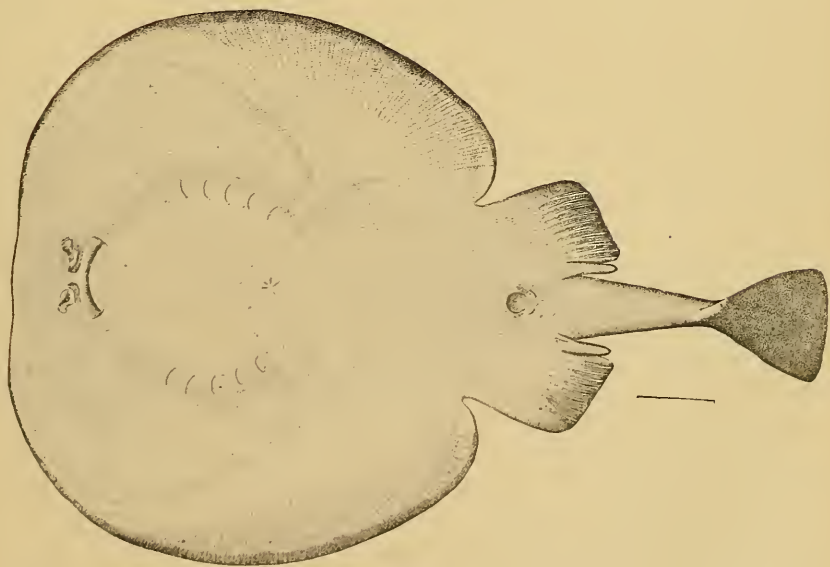
32. *RAJA STELLULATA.* (P. 75.)

33. *TETRARHYNCHUS OCCIDENTALIS.* (P. 77.)





31

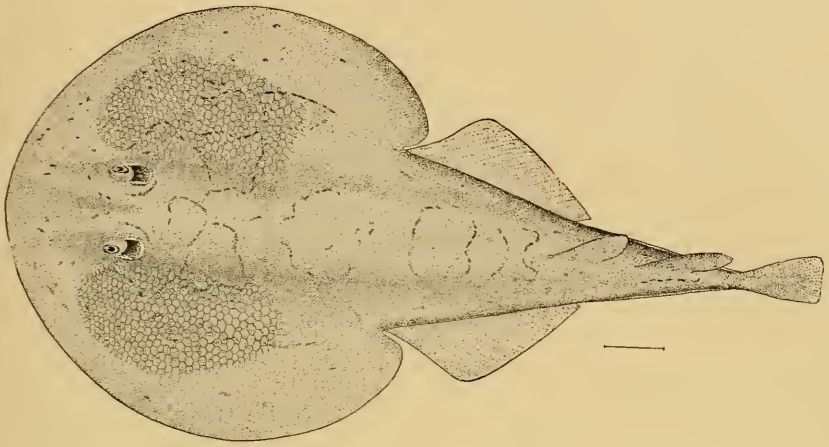


31a

31, 31a. TETRONARCE CALIFORNICA. (P. 77.)







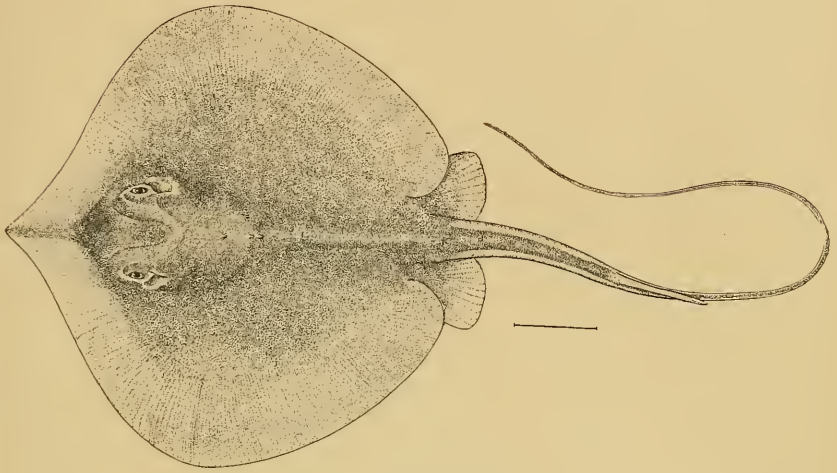
35



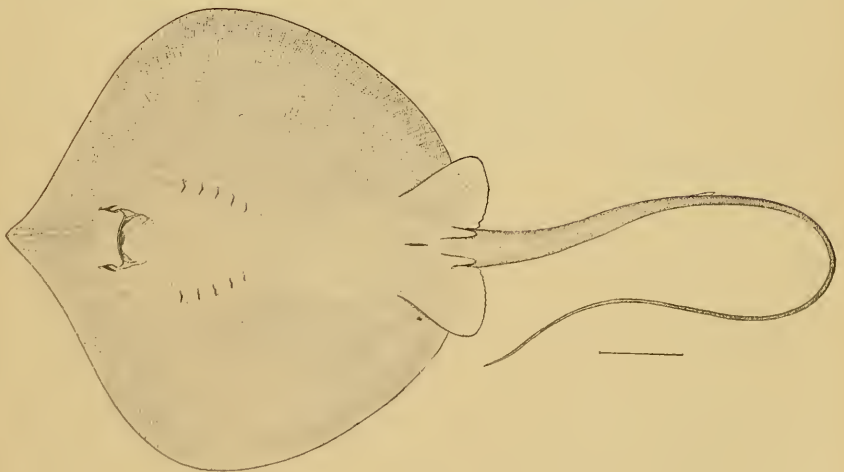
35a

35, 35a. NARCINE BRASILIENSIS. (P. 78.)



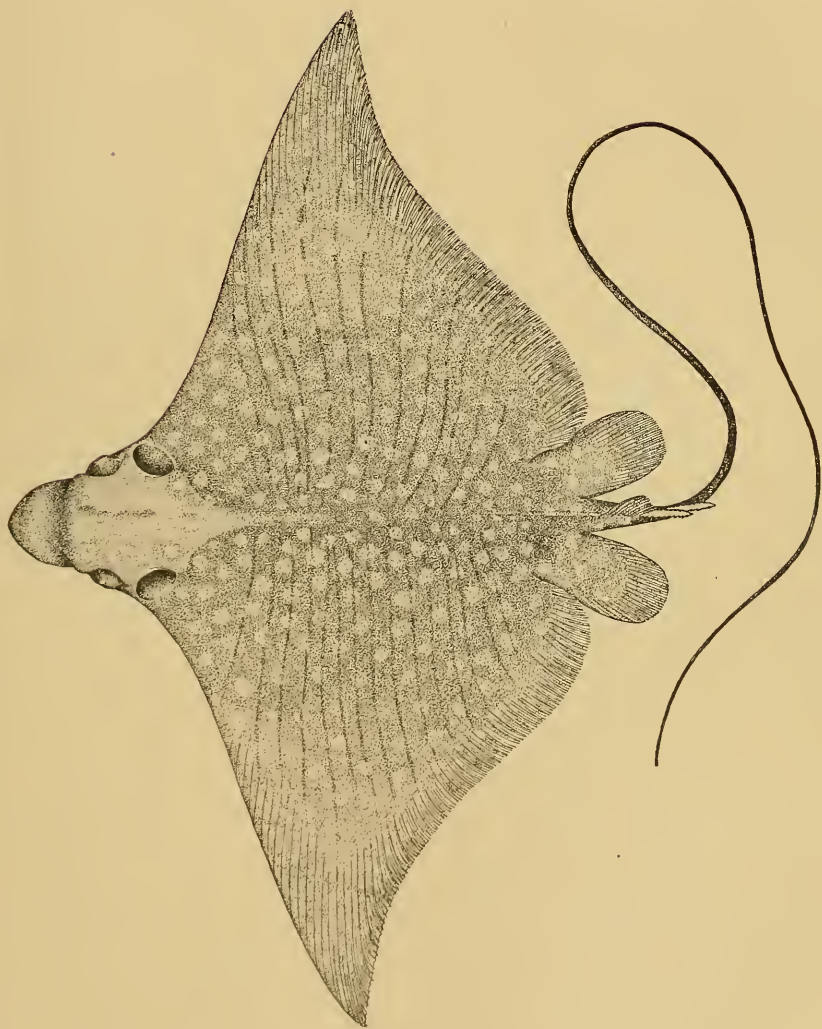


36



36a

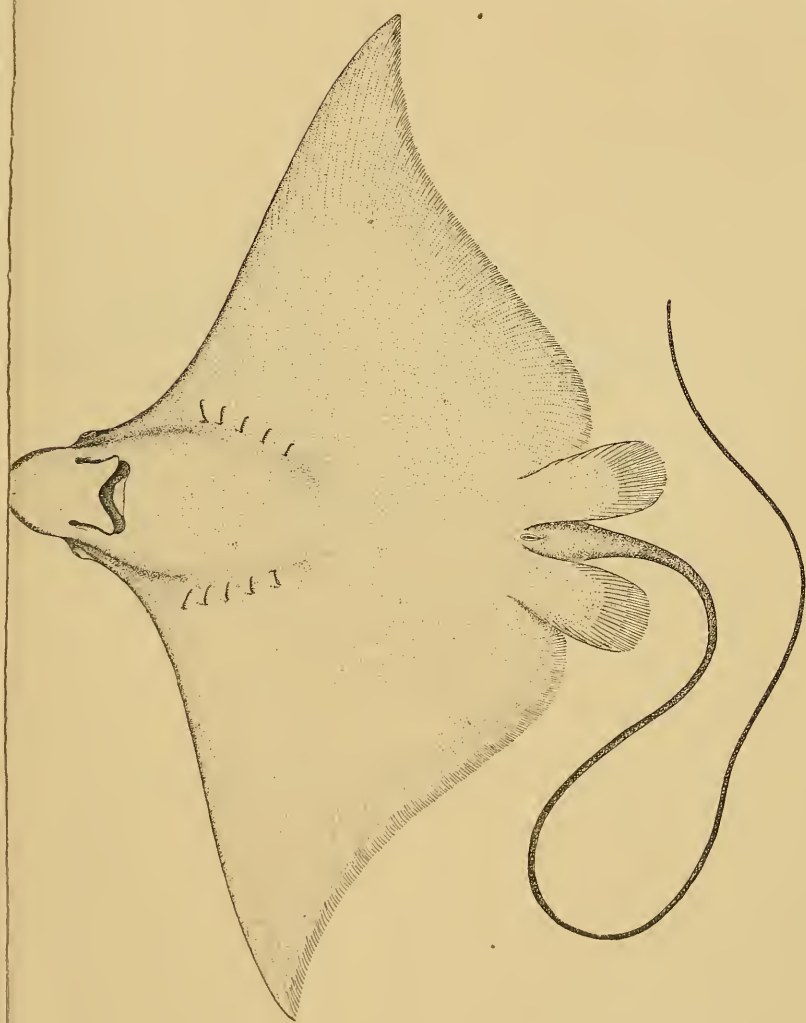




37

37. AETOBATUS NARINARI. (P. 88.)



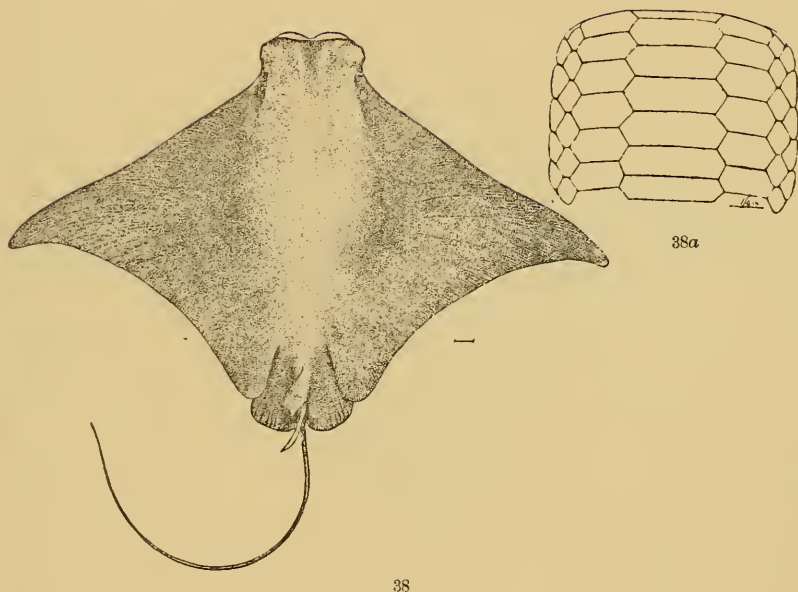


87a

87a. AETOBATUS NARINARI. (P. 88.)

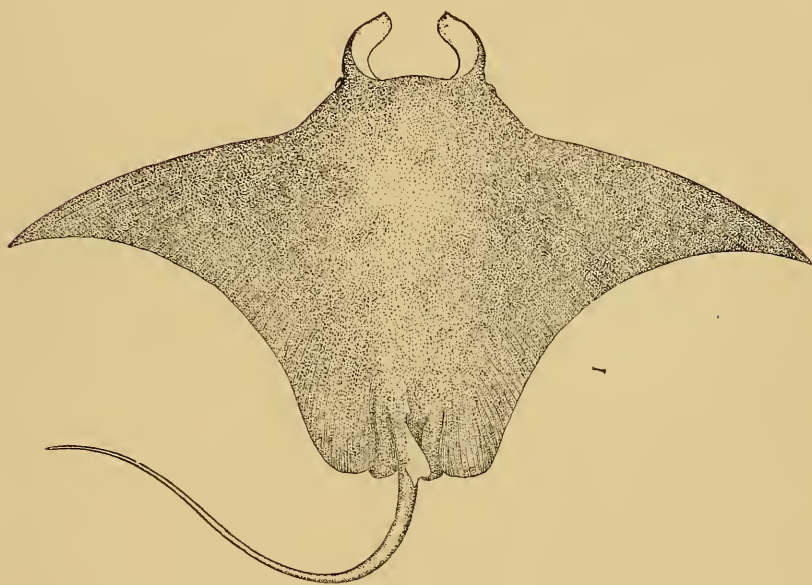






38. RHINOPTERA STEINDACHNERI. (P. 91.)  
38a. PAVED TEETH OF RHINOPTERA STEINDACHNERI. (P. 91.)





39

39. MANTA BIROSTRIS. (P. 92.)





40



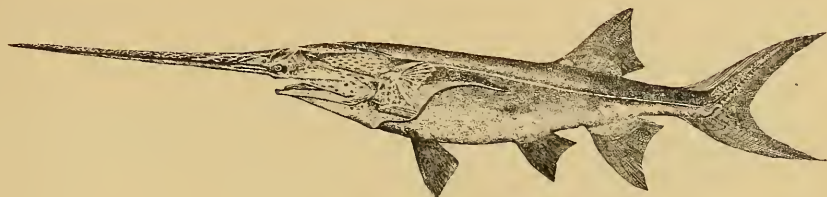
41



42

40. CHIMERA AFFINIS. (P. 95.)  
41. HYDROLAGUS COLLIERI. (P. 95.)  
42. HARRIOTTA RALEIGHANA. (P. 96.)

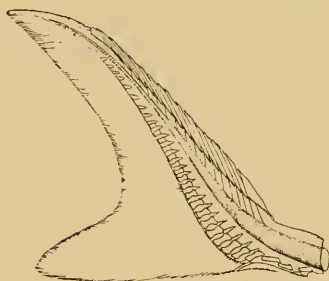




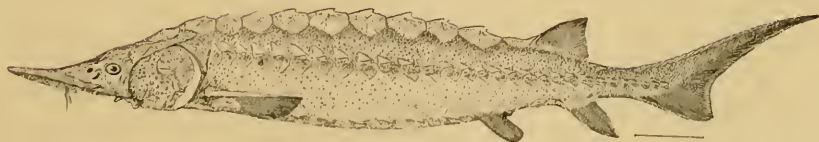
43



43a



44



45

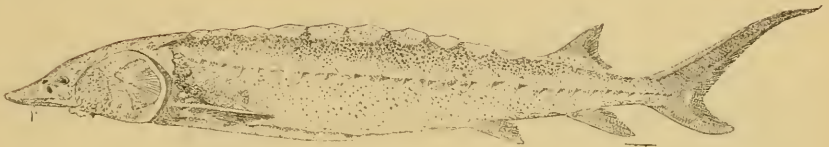
- 43, 43a. *Polyodon spathula*. (P. 101.)  
44. Heterocercal tail of *Acipenser transmontanus*. (P. 101.)  
45. *Acipenser sturio oxyrhynchus*. (P. 105.)







46



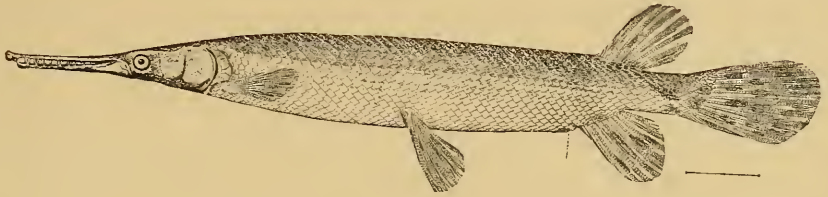
47



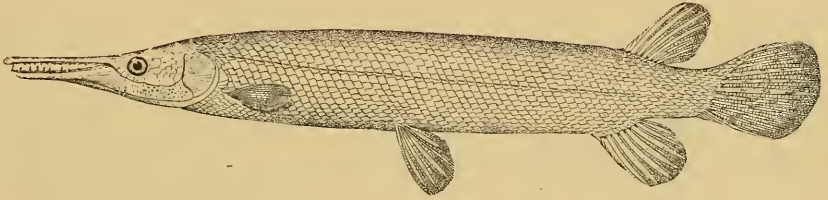
48

- 46. *ACIPENSER RUBICUNDUS*. (P. 106.)
- 47. *ACIPENSER BREVIROSTRUM*. (P. 106.)
- 48. *SCAPHIRHYNCHUS PLATORHYNCHUS*. (P. 107.)

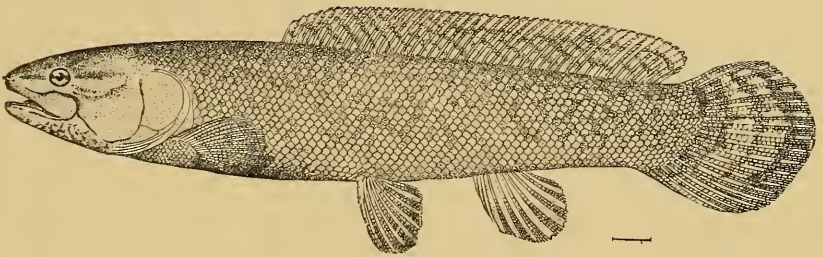




49



50



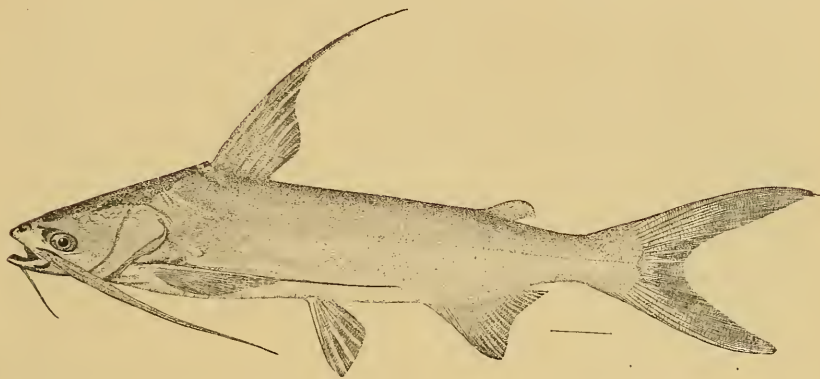
51



51a

49. *LEPISOSTEUS PLATOSTOMUS*. (P. 110.)  
50. *LEPISOSTEUS TRISTOECHUS*. (P. 111.)  
51. *AMIA CALVA*; female. (P. 113.)  
51a. HETEROCERCAL TAIL OF *AMIA CALVA*. (P. 113.)





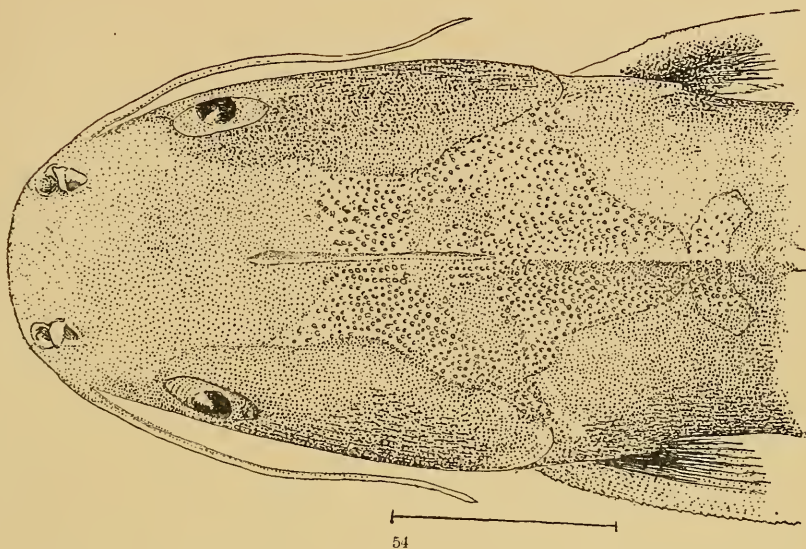
52



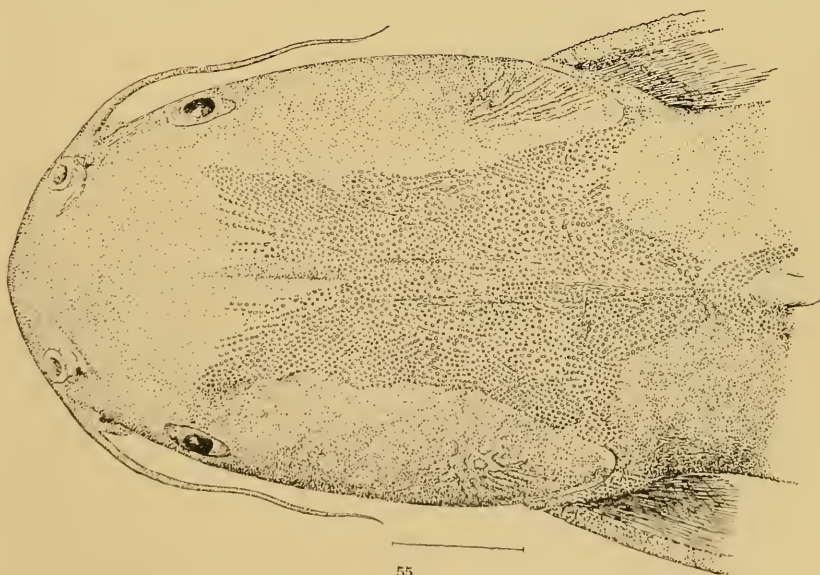
53

- 52. FELICHTHYS MARINUS. (P. 118.)
- 53. GALEICHTHYS FELIS. (P. 128.)





54



55


54. GALEICHTHYS GILBERTI. (P. 2773.)  
55. GALEICHTHYS AZUREUS. (P. 2775.)







56




57



58

56. ICTALURUS FURCATUS. (P. 134.)  
57. ICTALURUS ANGUILLA. (P. 2788.)  
58. ICTALURUS PUNCTATUS. (P. 134.)






59



59a



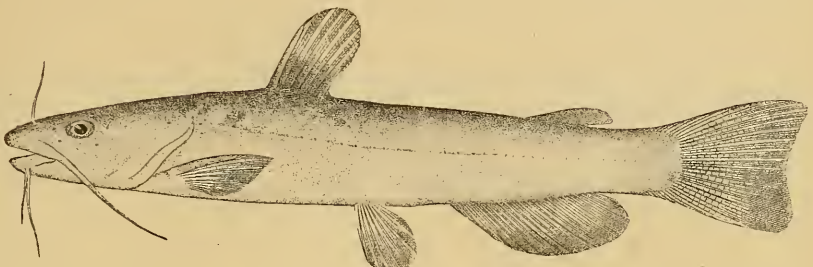
59b



60

59, 59a, 59b. AMEIURUS DUGESI. (P. 138.)  
60. AMEIURUS MELAS. (P. 111.)






61



62



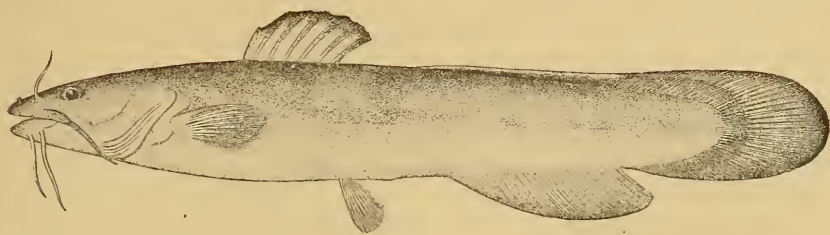
63



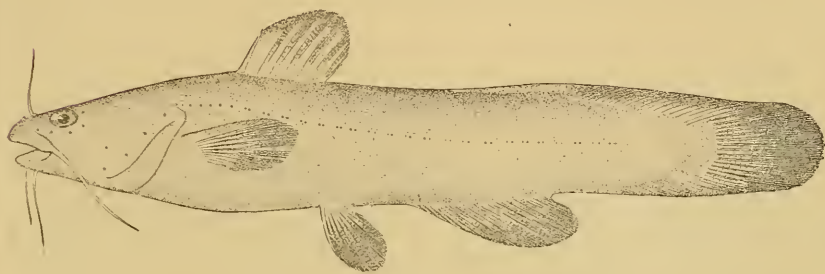
64

- 61. AMEIURUS PLATYCEPHALUS. (P. 142.)
- 62. LEPTOPS OLIVARIS. (P. 143.)
- 63. NOTURUS FLAVUS. (P. 144.)
- 64. SCHILBEODES NOCTURNUS. (P. 146.)






65



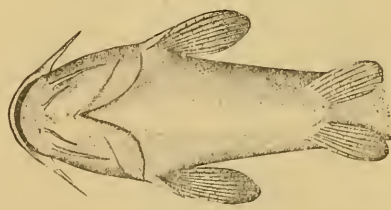
66



67



67a

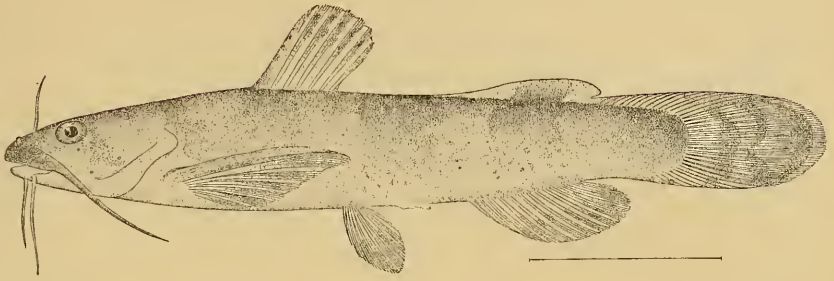


67b

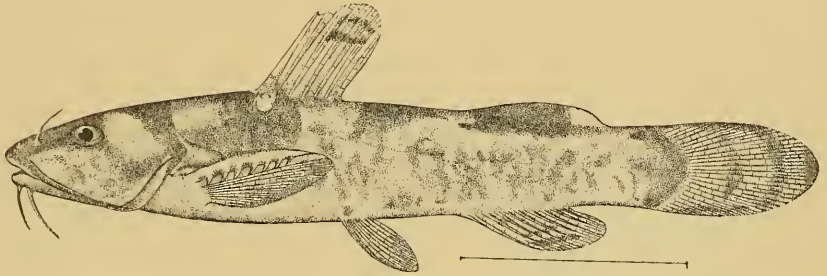
65. SCHILBEODES EXILIS. (P. 147.)  
66. SCHILBEODES INSIGNIS. (P. 147.)  
67, 67a, 67b. SCHILBEODES GILBERTI. (P. 148.)



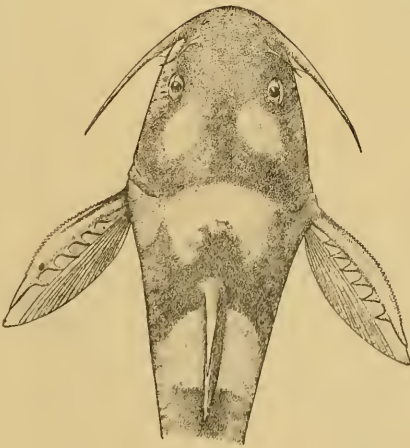




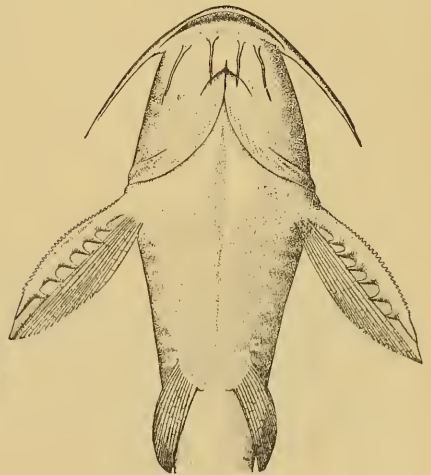
68



69



69a




69b

68. SCHILBEODES MICRUS. (P. 148.)

69, 69a, 69b. SCHILBEODES FURIOSUS. (P. 149.)





70



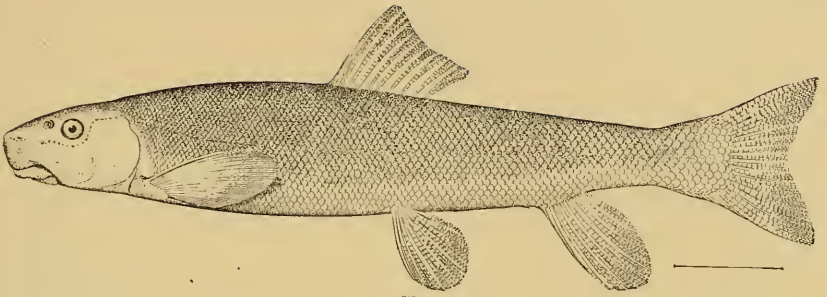
71




72

70. *ICTIOBUS* *CYPRINELLA*. (P. 163.)  
71. *CARPIODES* *CYPRINUS*. (P. 168.)  
72. *CYCLEPTUS* *BLONGATUS*. (P. 168.)

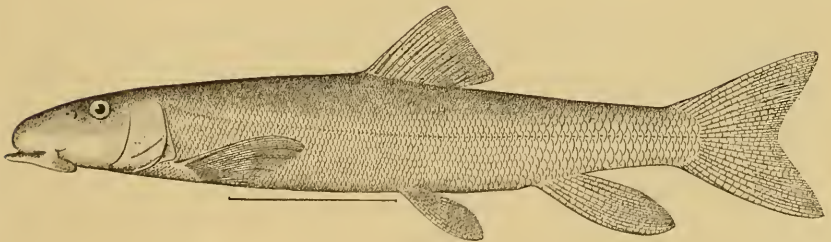




73



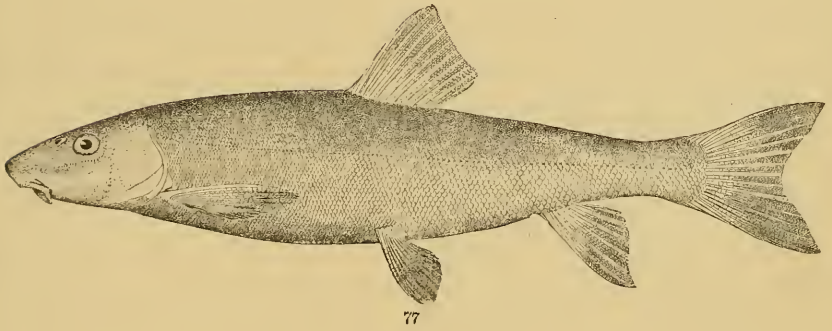

74



75

73. *PANTOSTEUS JORDANI*. (P. 171.)  
74. *CATOSTOMUS LATIPINNIS*. (P. 174.)  
75. *CATOSTOMUS GRISEUS*. (P. 175.)

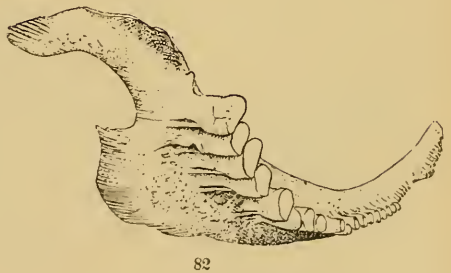
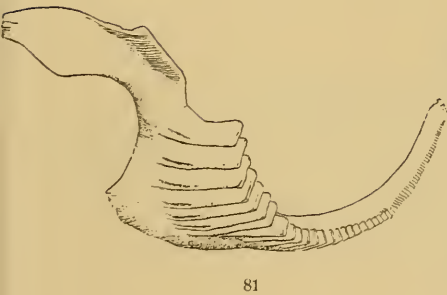
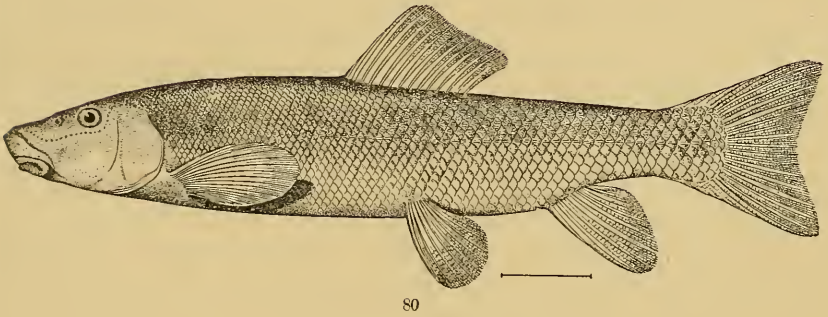
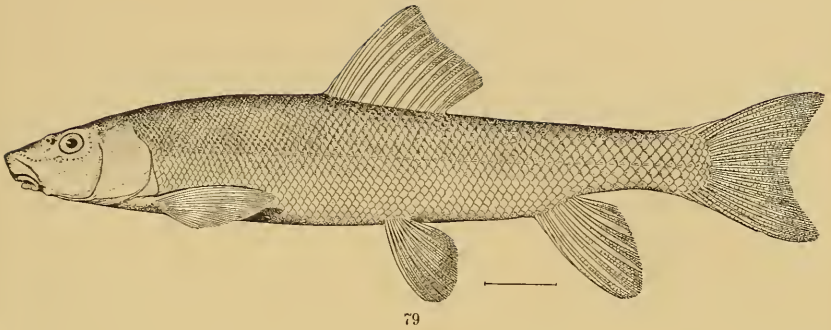




76. *CATOSTOMUS POCATELLO*. (P. 175.)  
77. *CATOSTOMUS CATOSTOMUS*. (P. 176.)  
78. *CATOSTOMUS TAOHENSIS*. (P. 177.)








79. *CATOSTOMUS OCCIDENTALIS*. (P. 178.)  
80. *CATOSTOMUS TSILTCOOSENSIS*. (P. 2793.)  
81. PHARYNGEAL TEETH OF *CATOSTOMUS MACROCHEILUS*. (P. 178.)  
82. PHARYNGEAL TEETH OF *PLACOPHARYNX DUQUESNII*. (P. 198.)






83



84




85

83. *CATOSTOMUS COMMERSONII*. (P. 178.)


84. *CATOSTOMUS ARDENS*. (P. 179.)

85. *CHASMISTES LIORUS*. (P. 183.)





86




87




88

86. CHASMISTES STOMIAS. (P. 2794.)  
87. CHASMISTES COPEI. (P. 2795.)  
88. XYRAUCHEN CYPHO. (P. 181.)






89



90




91


89. ERIMYZON SUCETTA. (P. 185.)  
90. MINYTREMA MELANOPS. (P. 187.)  
91. MOXOSTOMA CONGESTUM. (P. 192.)








92



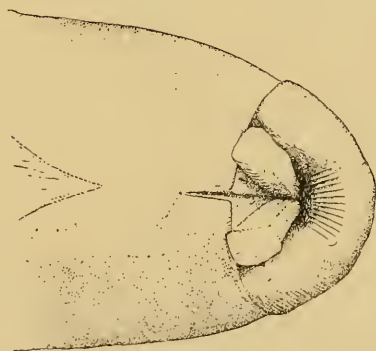
93

92. *MONOSTOMA AUSTRINUM*. (P. 192.)  
93. *MONOSTOMA RUPISCARTES*. (P. 196.)





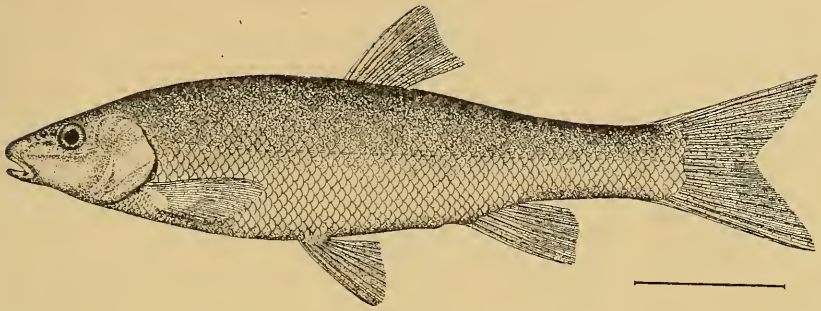
94



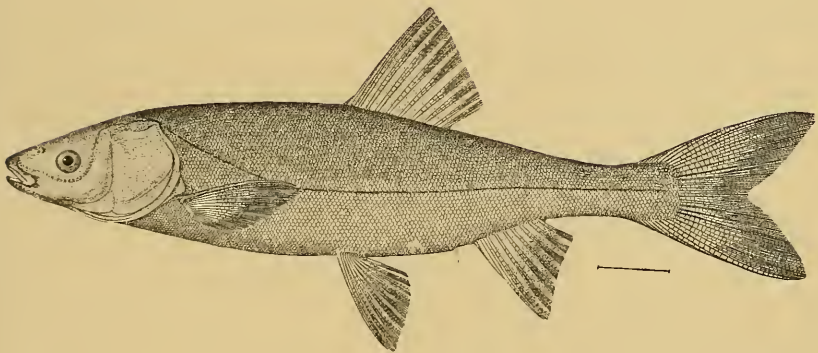
94a

94, 94a. LAGOCHILA LACERA. (P. 199.)






95




96




97

95. CAMPOSTOMA ANOMALUM. (P. 205.)  
96. ORTHODON MICROLEPIDOTUS. (P. 207.)  
97. ACROCHEILUS ALUTACEUS. (P. 208.)





98



99

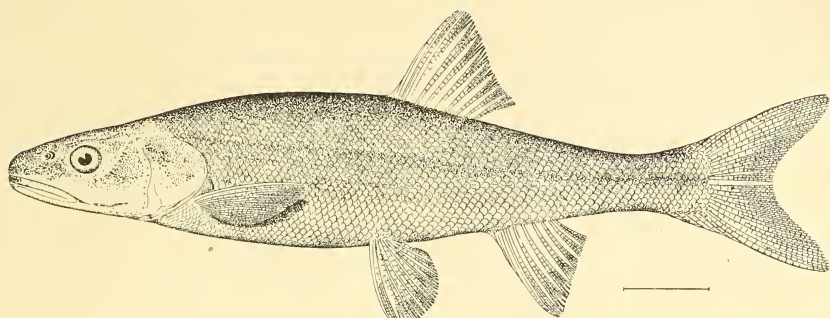


100

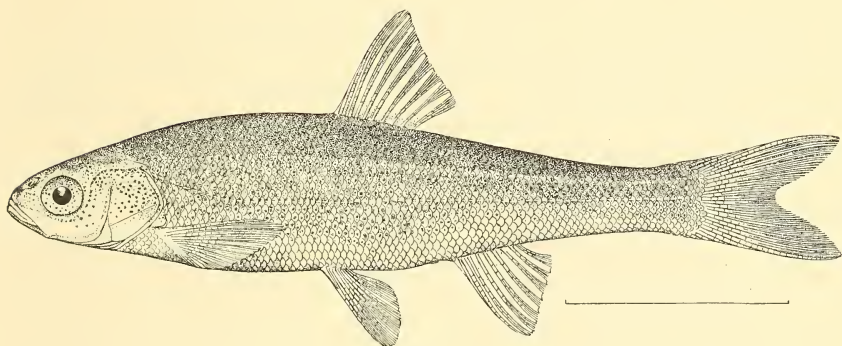
98. *ALGANSEA DUGESI*. (P. 211.)  
99. *MYLOCHEILUS CAURINUS*. (P. 219.)  
100. *SEMOTILUS ATROMACULATUS*. (P. 222.)



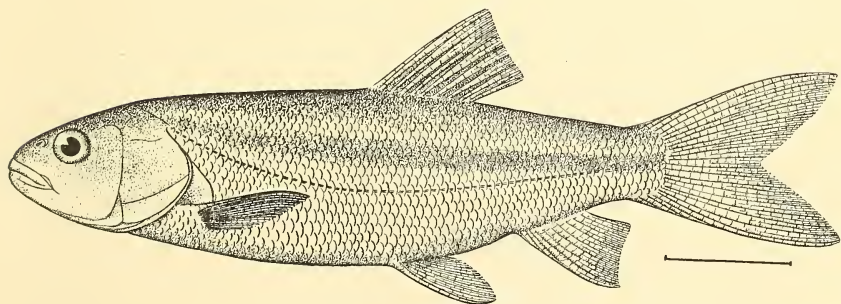




101




102




103

101. *PTYCHOCHEILUS OREGONENSIS*. (P. 224.)  
102. *LEUCISCUS BICOLOR*. (P. 232.)  
103. *LEUCISCUS LINEATUS*. (P. 232.)






104



105




105a

104. LEUCISCUS HYDROPHILOX. (P. 238.)


105. LEUCISCUS BALTEATUS. (P. 238.)

105a. LEUCISCUS BALTEATUS, FROM TYPE OF LEUCISCUS GILLII. (P. 238.)






106



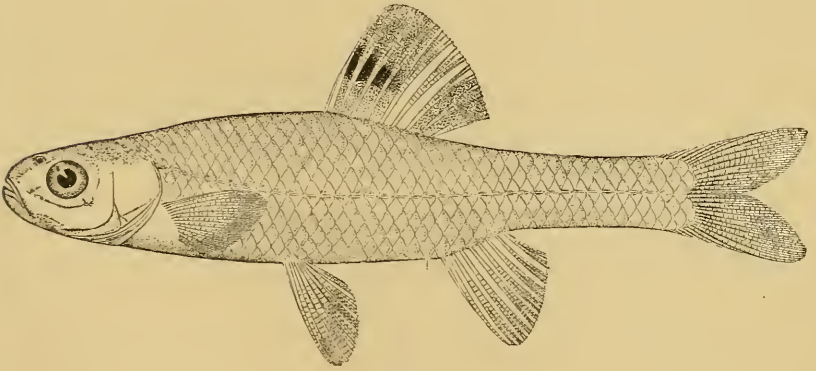
107

106. *LEUCISCUS SIUSLAWI*. (P. 2797.)  
107. *RUTILUS BICOLOR*. (P. 244.)

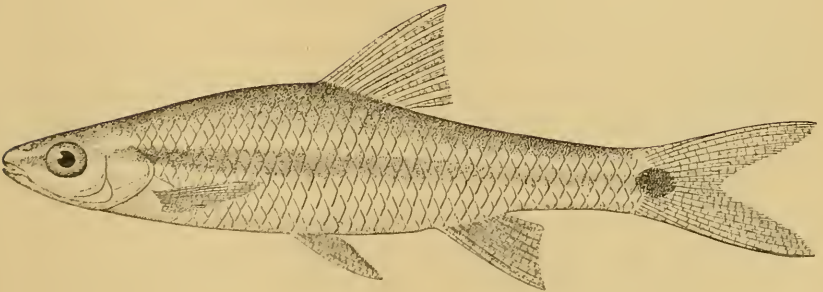




108



109

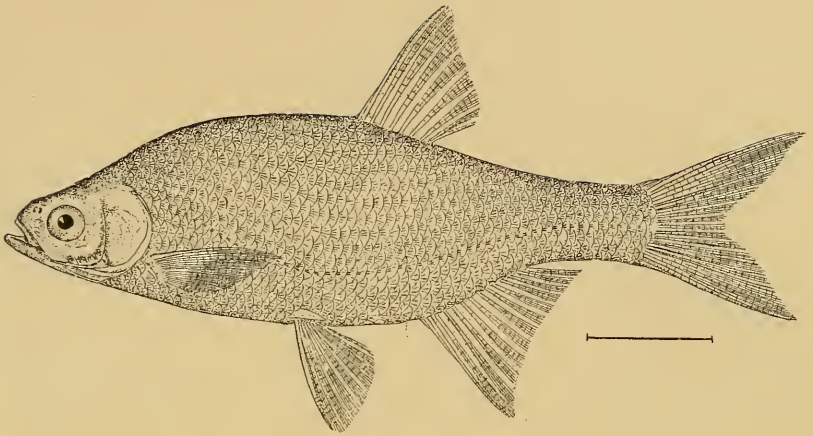


110


108. OPSOPEODUS OSCULUS. (P. 248.)  
109. OPSOPEODUS EMILLEI. (P. 248.)  
110. OPSOPEODUS BOLLMANI. (P. 249.)



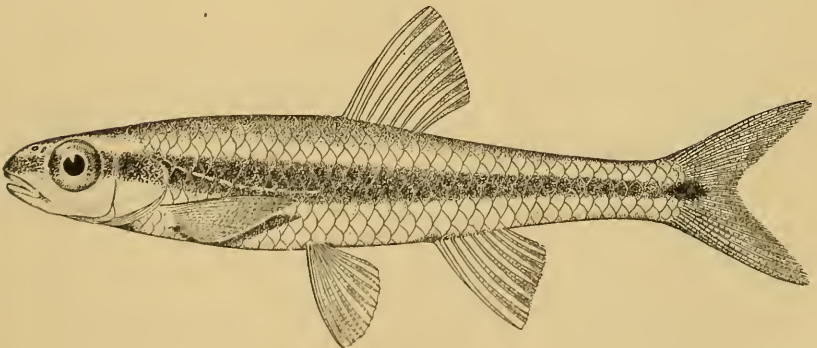




111



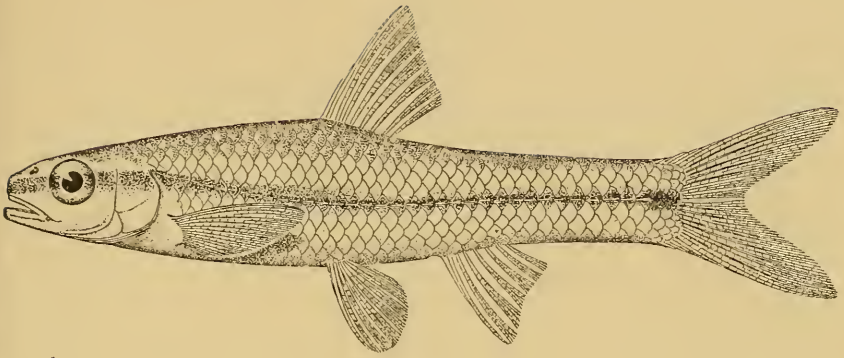
112



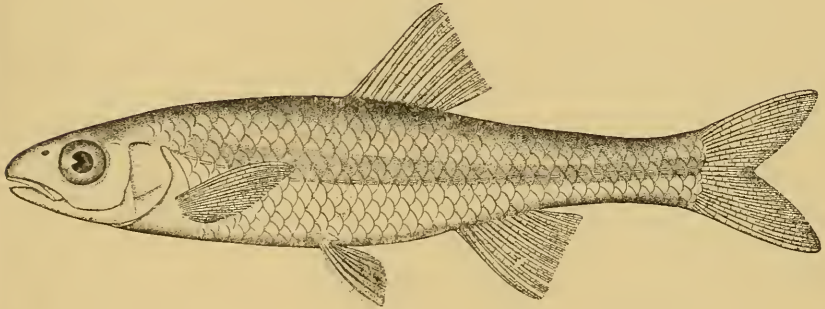
113

111. *ABRAMIS CRYSOLEUCAS*. (P. 250.)  
112. *NOTROPIS AZTECUS*. (P. 258.)  
113. *NOTROPIS WELAKA*. (P. 2799.)

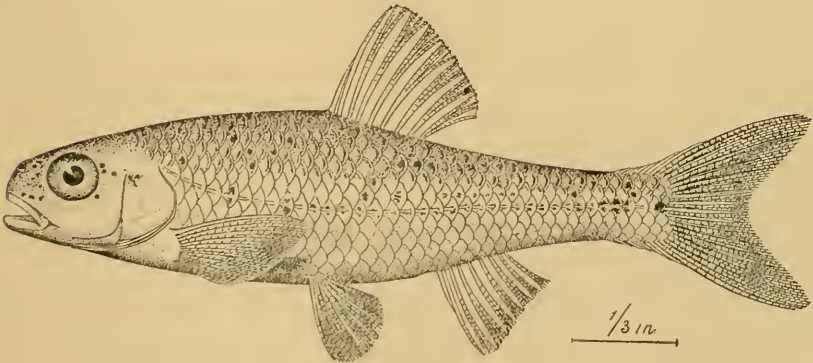




114




115



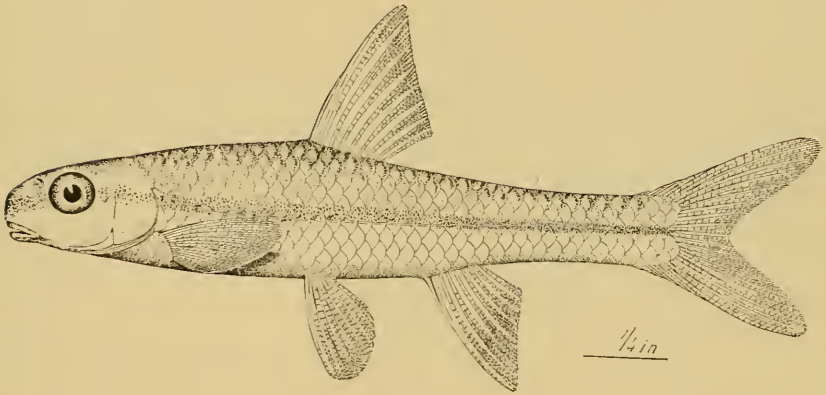
116

114. *NOTROPIS CAYUGA ATROCAUDALIS*. (P. 260.)  
115. *NOTROPIS KANAWHA*. (P. 264.)  
116. *NOTROPIS CHIHUAHUA*. (P. 265.)






117




118




119

117. NOTROPIS NUX. (P. 267.)  
118. NOTROPIS NOCOMIS. (P. 268.)  
119. NOTROPIS HUDSONIUS. (P. 269.)






120



121




122


120. NOTROPIS HUDSONIUS SALUDANUS. (P. 270.)  
 121. NOTROPIS WHIPPLII. (P. 278.)  
 122. NOTROPIS GALACTURUS. (P. 279.)








123




124



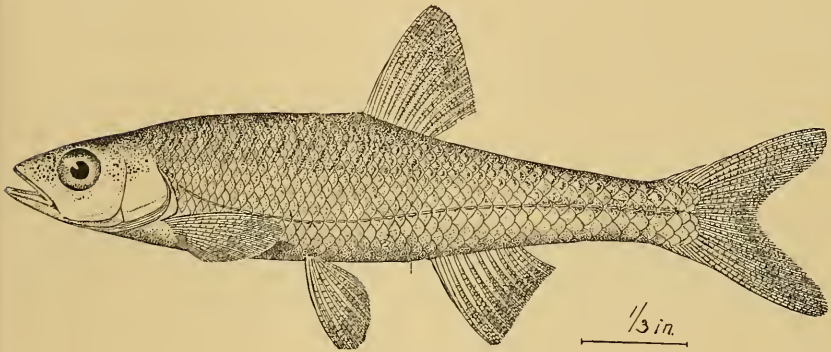
125

123. *NOTROPIS MACDONALDI*. (P. 284.)  
124. *NOTROPIS COCCOENSIS*. (P. 284.)  
125. *NOTROPIS SWAINI*. (P. 290.)






126




127



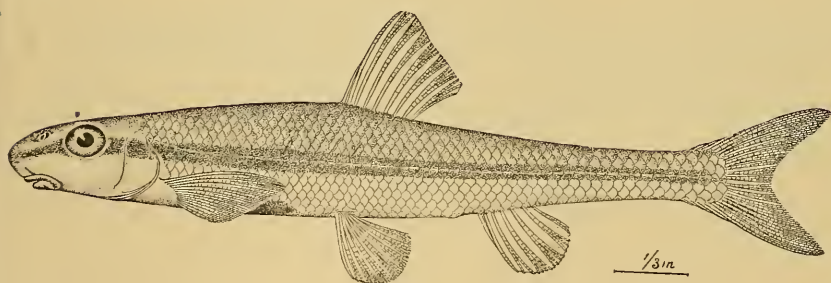
128

126. NOTROPIS TELESCOPUS. (P. 292.)  
127. NOTROPIS NOTEMIGONOIDES. (P. 292.)  
128. NOTROPIS METALLICUS. (P. 297.)

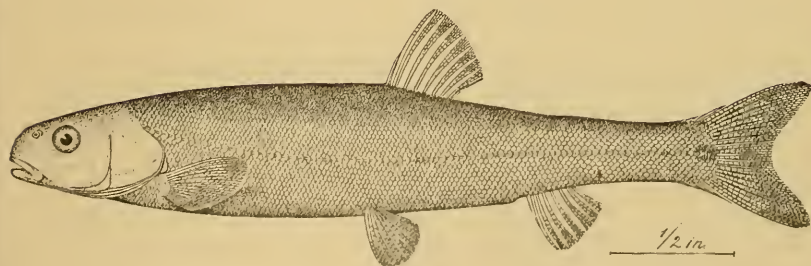




129



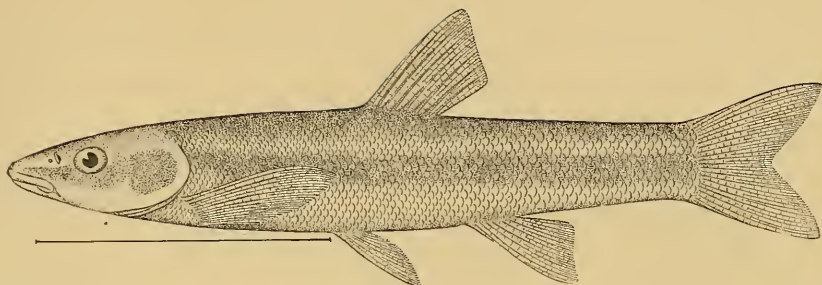
130




131

129. ERICYMBA BUCCATA. (P. 302.)  
130. PHENACOBIVS URANOPS. (P. 304.)  
131. EVARRA EIGENMANNI. (P. 304.)






132



133

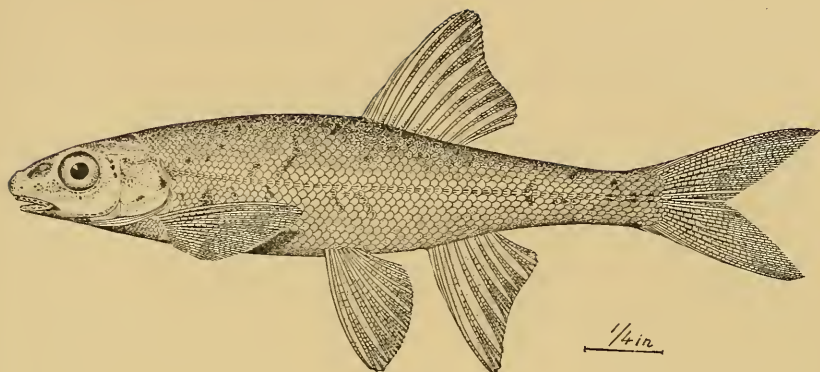


134

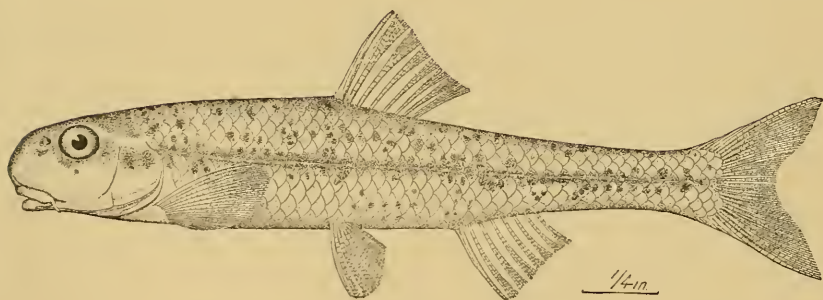
132. RHINICHTHYS DULCIS. (P. 306.)  
 133. AGOSIA KLAMATHENSIS. (P. —.)  
 134. AGOSIA UMATILLA. (P. 313.)








135




136




137

135. *AGOSIA FALCATA*. (P. 313.)  
136. *HYBOPSIS FESTIVALIS MARCONIS*. (P. 316.)  
137. *HYBOPSIS WATAUGA*. (P. 319.)

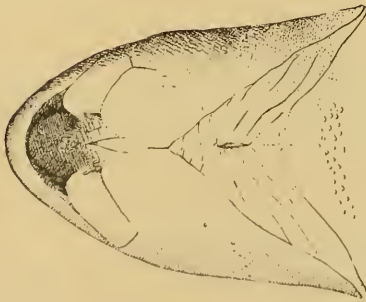




138




139



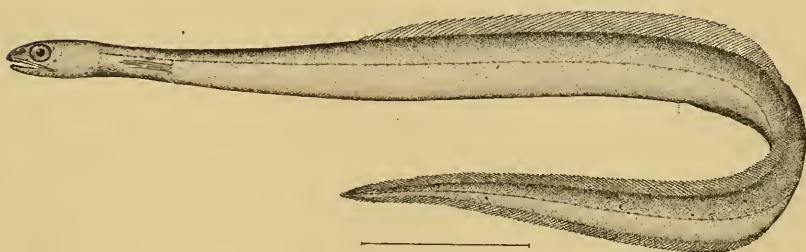
140

138. *HYBOPSIS ALTUS*. (P. 321.)  
139. *PLATYGOBIO GRACILIS*. (P. 326.)  
140. *EXOGLOSSUM MAXILLINGUA*. (P. 327.)






141



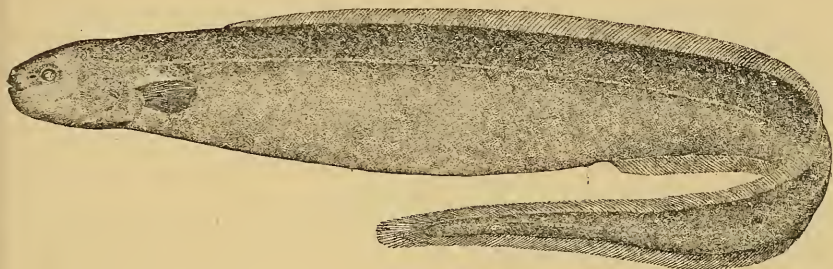
142



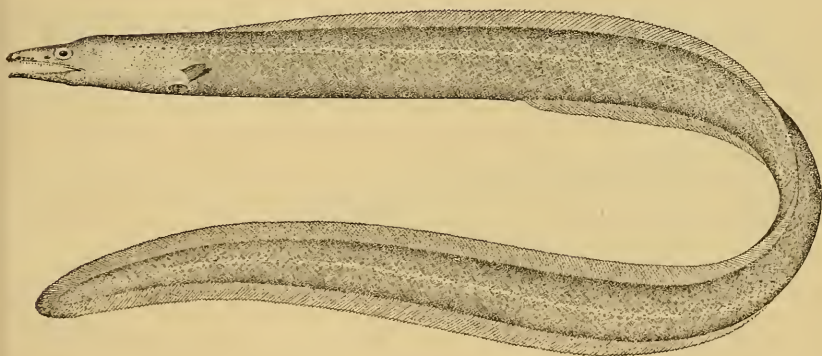
143

141. *BRYCON DENTEX*. (P. 337.)  
142. *DERICHTHYS SERPENTINUS*. (P. 343.)  
143. *ANGUILLA CHRYSYPHA*. (P. 348.)






144



145



146

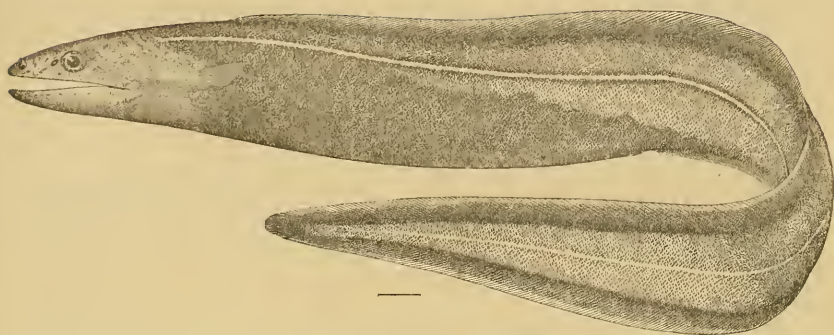
144. SIMENCHELYS PARASITICUS. (P. 349.)

145. ILYOPHIS BRUNNEUS. (P. 350.)

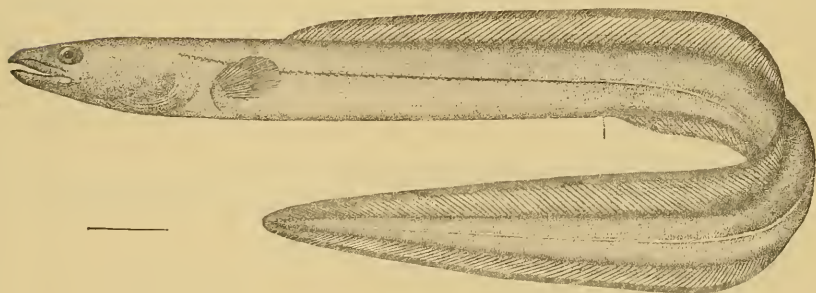
146. SYNAPHOBRANCHUS PINNATUS. (P. 351.)



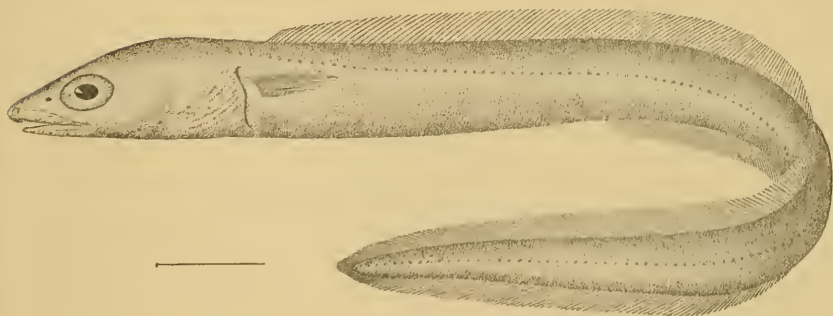




147



148



149

147. HISTIOBRANCHIUS INFERNALIS. (P. 352.)

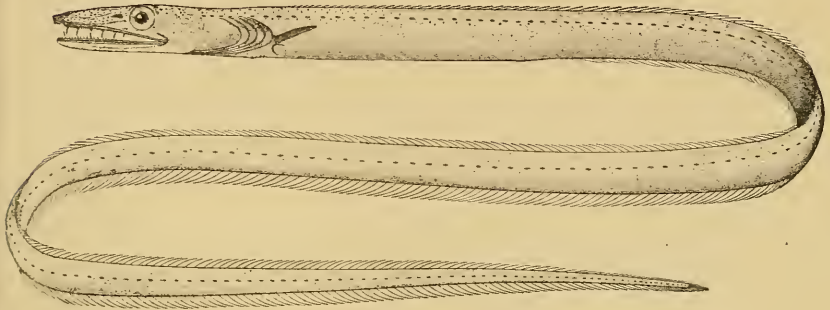
148. LEPTOCEPHALUS CONGER. (P. 351.)

149. LEPTOCEPHALUS CAUDILIMBATUS. (P. 355.)

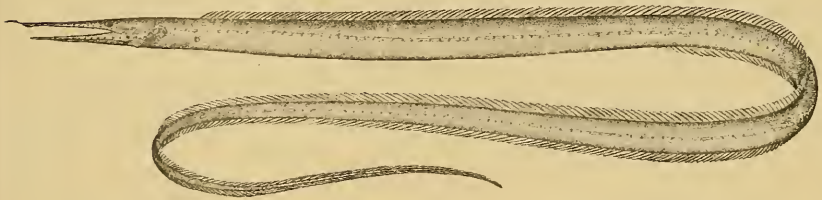




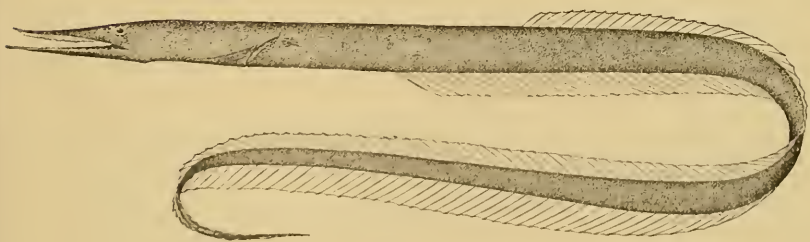
150



151




152



153

150. CONGRELLUS FLAVUS. (P. 357.)  
151. HOPLUNNIS SCHMIDTII. (P. 361.)  
152. VENEFICA PROCERA. (P. 365.)  
153. SERRIVOMER BEANII. (P. 367.)





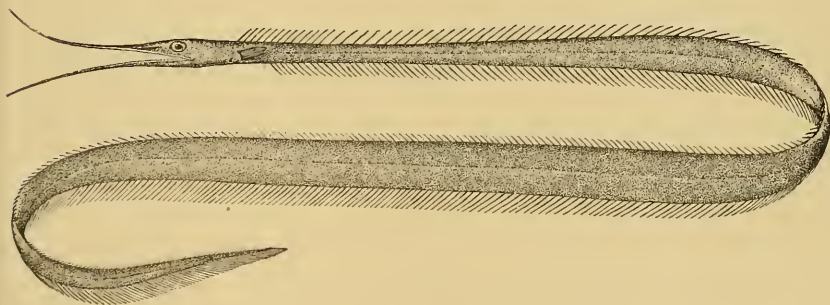
154



154a



154b



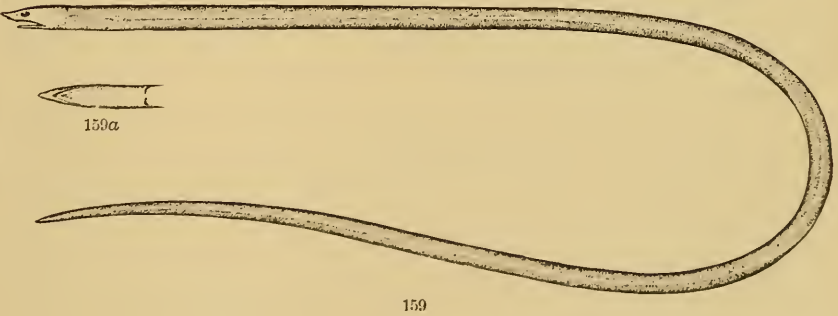
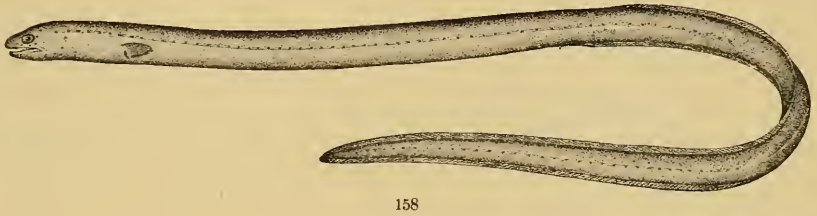
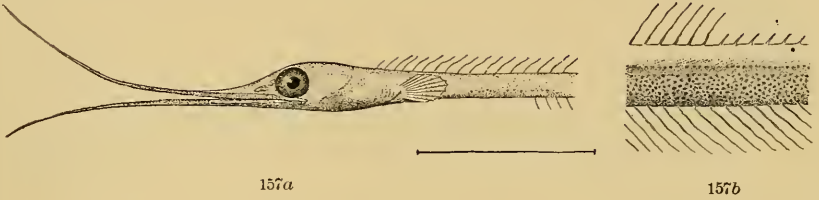

155



156

154. AVOCETTINA GILLI. (Pp. 367, 2801.)  
 154a, 154b. AVOCETTINA GILLI. (P. 2801.)  
 155. LABICHTHYS CARINATUS. (P. 368.)  
 156. LABICHTHYS ELONGATUS. (P. 369.)





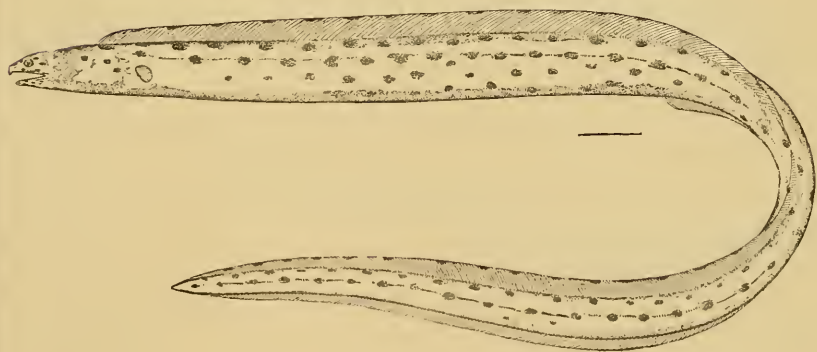
157, 157a, 157b. NEMICHTHYS AVOCETTA. (P. 369.)  
158. AHLIA EGMONTIS. (P. 370.)  
159, 159a. VERMA KENDALLI. (P. 375.)







160




161

160. LETHARCHUS VELIFER. (P. 375.)

161. MYRICITHYS TIGRINUS. (P. 376.)





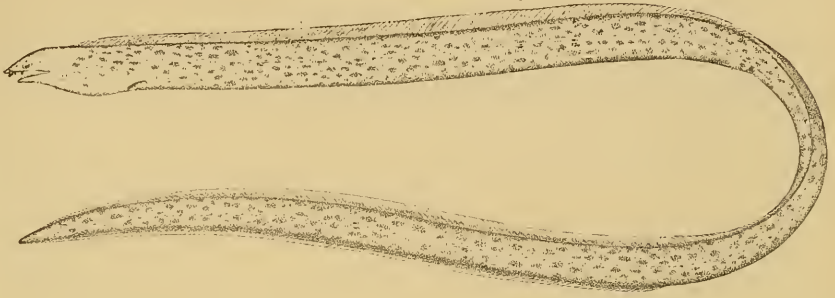
162



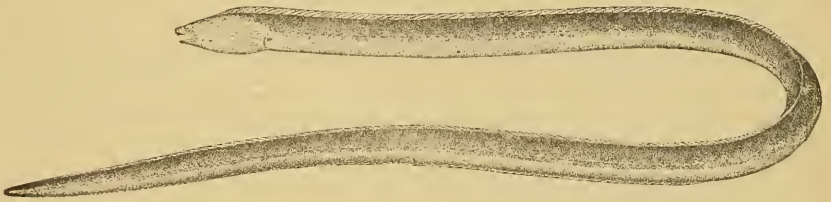
163

162. MYRICHTHYS PANTOSTIGMIUS. (P. 2802.)  
163. PISOODONOPHIS CRUENTIFER. (P. 377.)





164



165

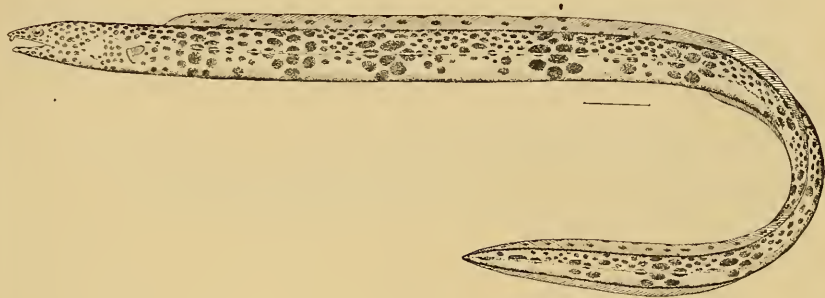


166a


166

164. *CALECHELYS MURENA*. (P. 378.)  
165. *BASCANICHTHYS SCUTICARIS*. (P. 378.)  
166, 166a. *BASCANICHTHYS PENINSULAE*. (P. 379.)





167



168

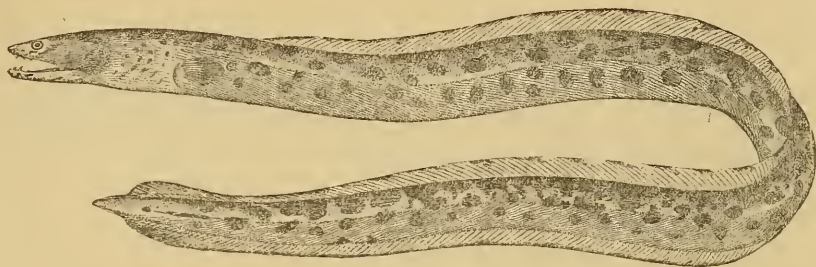


169

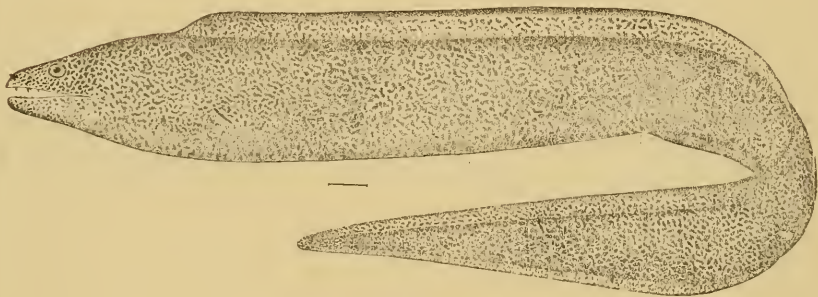
167. *QASSIREMUS EVIONTHIAS*. (P. 380.)  
168. *OPHICHTHUS GUTTIFER*. (P. 383.)  
169. *OPHICHTHUS OCELLATUS*. (P. 383.)







170



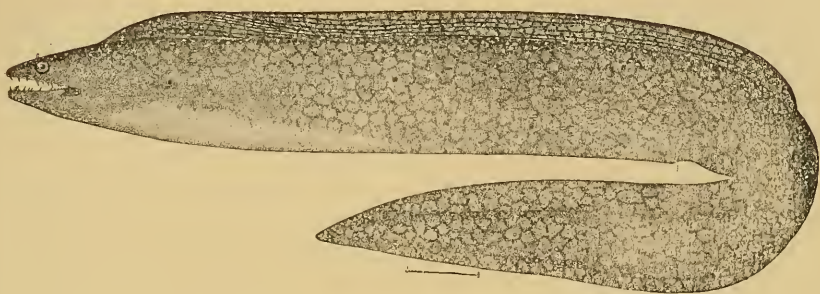
171



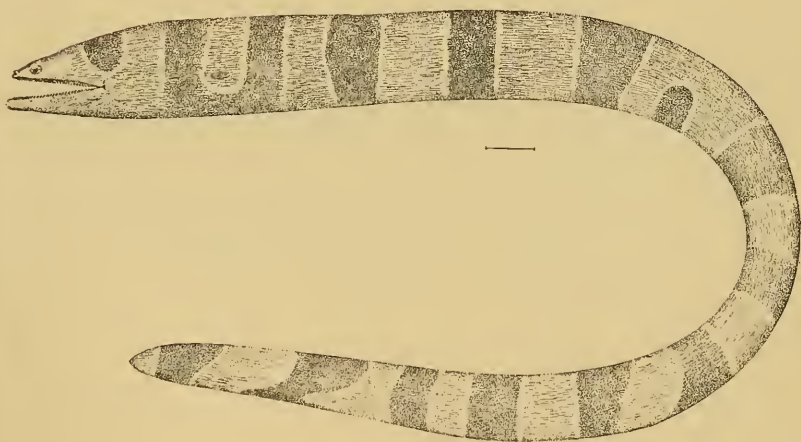
172

170. MYSTRIOPHIS INTERTINCTUS. (P. 386.)  
171. LYCODONTIS MORINGA. (P. 395.)  
172. MURENA INSULARUM. (P. 400.)

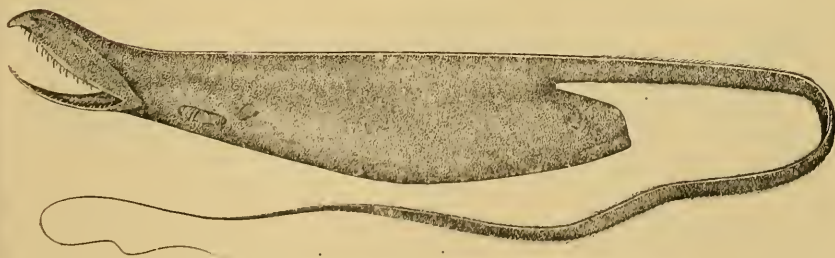




173




174




175

173. *MURENA RETIFERA*. (P. 401.)  
174. *CHANNOMURENA VITIATA*. (P. 401.)  
175. *SACCOPHARYNX AMPULLACEUS*. (P. 406.)

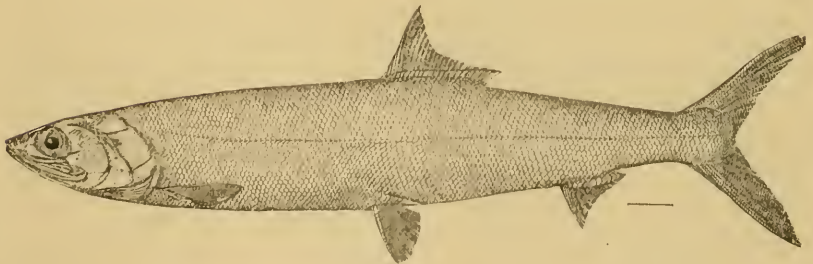




176




177




178

176. *GASTROSTOMUS BAIRDII*. (P. 406.)  
177. *TARPON ATLANTICUS*. (P. 409.)  
178. *ELOPS SAURUS*. (P. 410.)






179



180

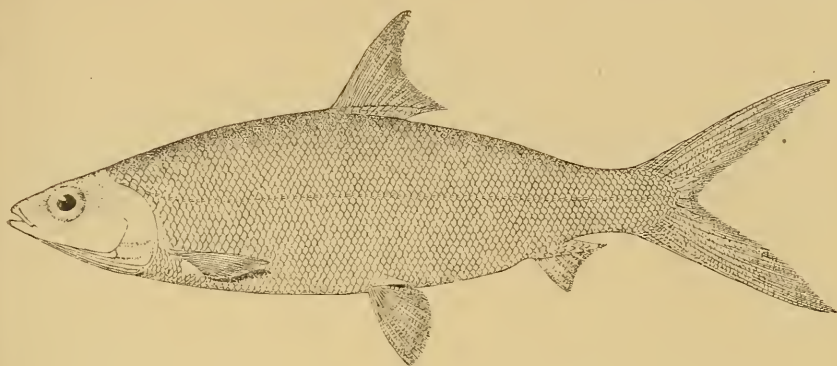


181


179. *ALBULA VULPES*. (P. 411.)  
180. *HIODON TERGISUS*. (P. 413.)  
181. *HIODON SELENOPS*. (P. 414.)



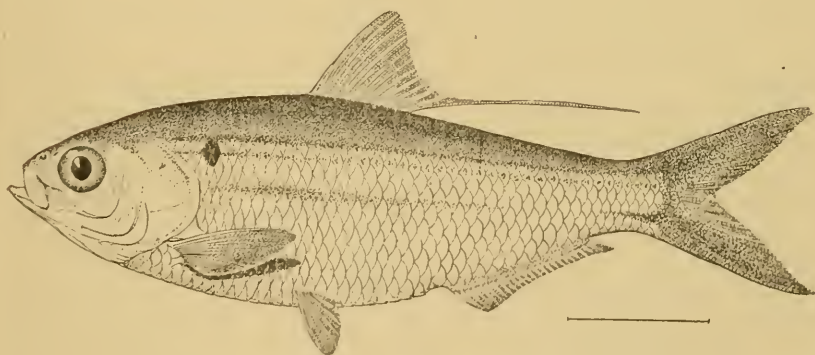




182



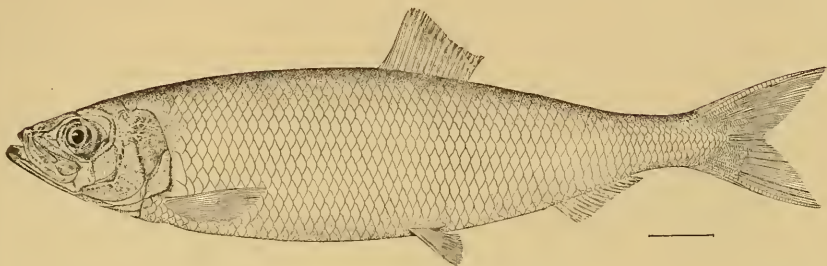
183




184

182. CHANOS CHANOS. (P. 414.)  
183. DOROSOMA CEPEDIANUM. (P. 416.)  
184. SIGNATOSA ATCHAFALAYE. (P. 2809.)






185



186




187

185. *CLUPEA HARENGUS*. (P. 421.)


186. *CLUPEA PALLASII*. (P. 422.)

187. *POMOLOBUS CHRYSOCHLORIS*. (P. 425.)






188



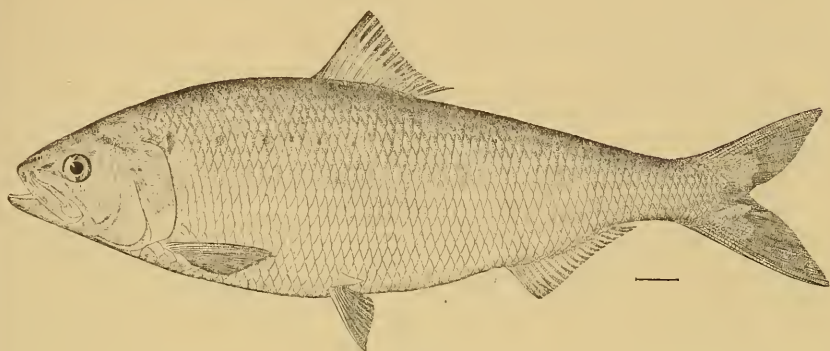
189




190

188. POMOLOBUS MEDIOCRIS. (P. 425.)  
189. POMOLOBUS PSEUDOHARENGUS. (P. 426.)  
190. POMOLOBUS FESTIVALIS. (P. 426.)






191



192




192a


191. *ALOSA SAPIDISSIMA*. (P. 427.)  
192. *ALOSA ALABAMÆ*; male. (P. 2810.)  
192a. *ALOSA ALABAMÆ*; female. (P. 2810.)



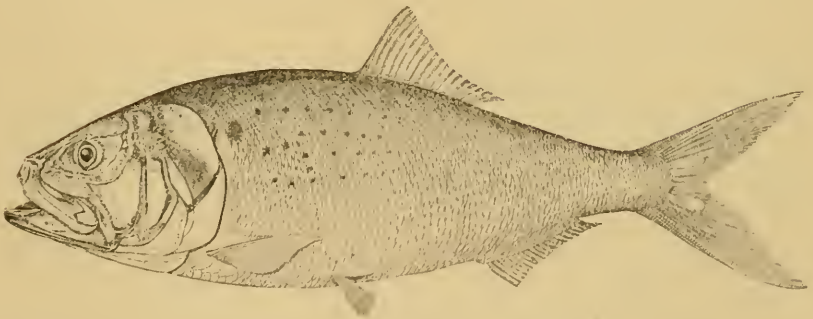




193




194




195

193. *SARDINELLA SARDINA*. (P. 430.)  
194. *SARDINELLA STOLIFERA*. (P. 431.)  
195. *BREVOORTIA TYRANNUS*. (P. 433.)





196



197




198

196. *STOLEPHORUS PERTHECATUS*. (P. 442.)  
197. *ALEPOCEPHALUS AGASSIZII*. (P. 453.)  
198. *TALISMANIA ANTILLARUM*. (P. 455.)






199




200




200a

199. *ALEPOSOMUS COPEI*. (P. 459.)  
200. *COREGONUS WILLIAMSONI*. (P. 463.)  
200a. *COREGONUS WILLIAMSONI*; young. (P. 463.)






201



202




203


201. COREGONUS COULTERII. (P. 462.)  
202. COREGONUS CLUPEIFORMIS. (P. 465.)  
203. ARGYROSOMUS NIGRIPINNIS. (P. 472.)








204




205




206

204. STENOBUS MACKENZII. (P. 474.)  
205. ONCORHYNCHUS GORBUSCHA. (P. 478.)  
206. ONCORHYNCHUS TSHAWYTSCHA. (P. 479.)






207



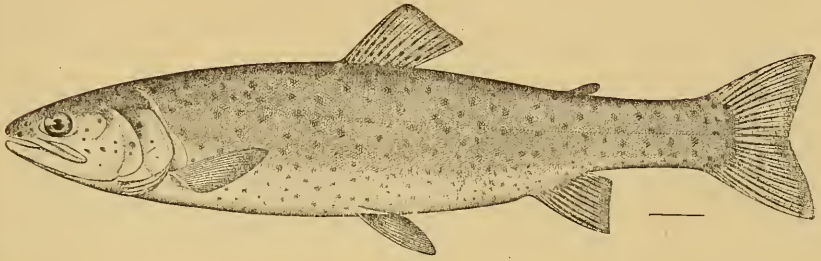
207a



207b

207. ONCORHYNCHUS NERKA; adult male, large form. (P. 481.)  
207a. ONCORHYNCHUS NERKA; adult female, small form. (P. 481.)  
207b. ONCORHYNCHUS NERKA; adult mutilated male, small form. (P. 481.)





208




209




210

208. *SALMO CLARKII HENSHAWI*. (Pp. 493, 2819.)  
209. *SALMO CLARKII VIRGINALIS*. (Pp. 495, 2819.)  
210. *SALMO CLARKII SPILARGENTEUS*. (Pp. 495, 2819.)






211



212




213


211. SALMO CLARKII PLEURITICUS. (Pp. 496, 2819.)  
212. SALMO CLARKII BOUVIERI. (Pp. 496, 2819.)  
213. SALMO CLARKII STOMIAS. (Pp. 497, 2819.)








214



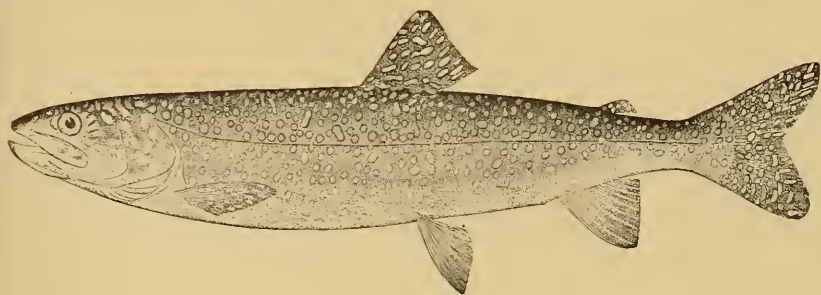
215




216

214. *SALMO CLARKII* MACDONALDI. (Pp. 497, 2819.)  
215. *SALMO GAIRDNERI*. (P. 497.)  
216. *SALMO IRIDEUS*. (P. 500.)






217




218



219

217. *CRISTIVOMER NAMAYCUSH*. (P. 504.)  
218. *SALVELINUS FONTINALIS*. (P. 506.)  
219. *SALVELINUS MALMA*. (P. 507.)






220




221



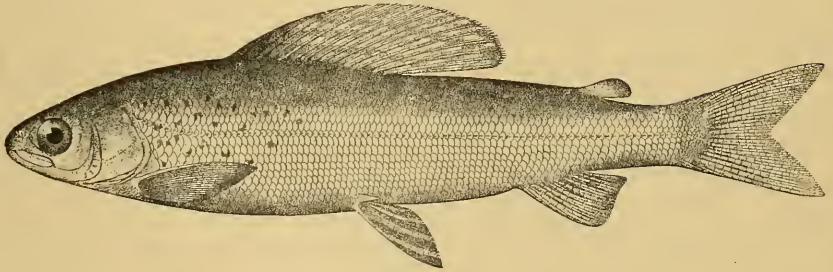
222

220. SALVELINUS ALPINUS AUREOLUS. (P. 511.)  
221. SALVELINUS OQUASSA. (P. 514.)  
222. THYMALLUS SIGNIFER. (P. 517.)






223



224



224a


223. THYMALLUS TRICOLOR. (Pp. 518, 2871.)

224. THYMALLUS TRICOLOR MONTANUS. (Pp. 519, 2871.)

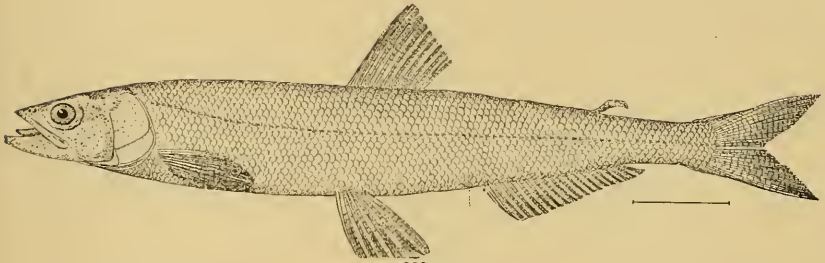
224a. THYMALLUS TRICOLOR MONTANUS; young. (Pp. 519, 2871.)



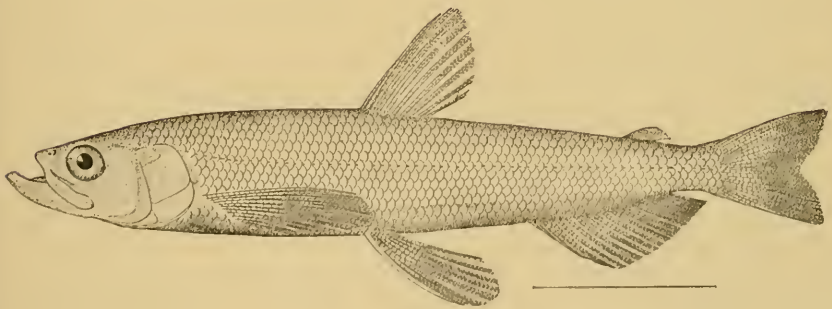




225




226




227

225. MALLOTUS VILLOSUS. (P. 520.)  
226. THALEICHTHYS PACIFICUS. (P. 521.)  
227. OSMERUS THALEICHTHYS. (P. 522.)






228



229




230

228. OSMERUS MORDAX. (P. 523.)


229. OSMERUS DENTEX. (P. 524.)

230. HYPOMESUS PRETIOSUS. (P. 525.)

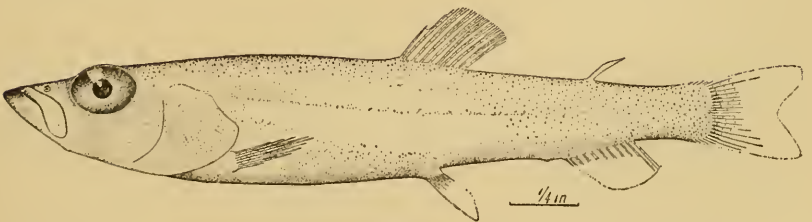




231



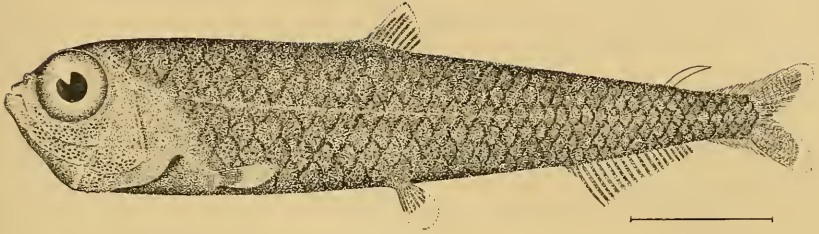
232




233

- 231. *HYPOMESUS OLIDUS*. (P. 525.)
- 232. *ARGENTINA SILUS*. (P. 526.)
- 233. *LEUROGLOSSUS STILBIUS*. (P. 527.)





234



235




236

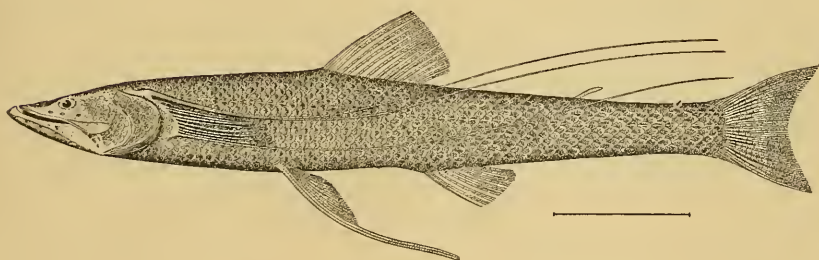
234. BATHYLAGUS BENEDICTI. (P. 529.)  
235. TRACHINOCEPHALUS MYOPS. (P. 533.)  
236. SYNODUS PETENS. (P. 538.)








237



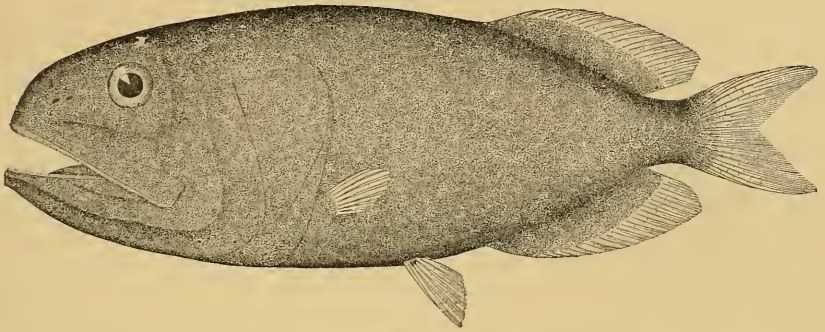
238



239

237. BENTHOSAURUS GRALLATOR. (P. 543.)  
238. BATHYPTEROIS QUADRIFILIS. (P. 545.)  
239. IP'NOPS MURRAYI. (P. 547.)

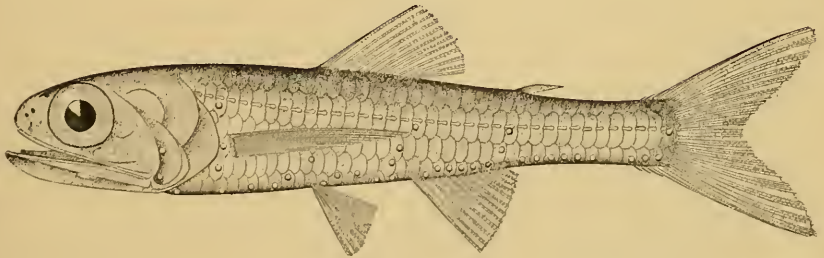




240



241



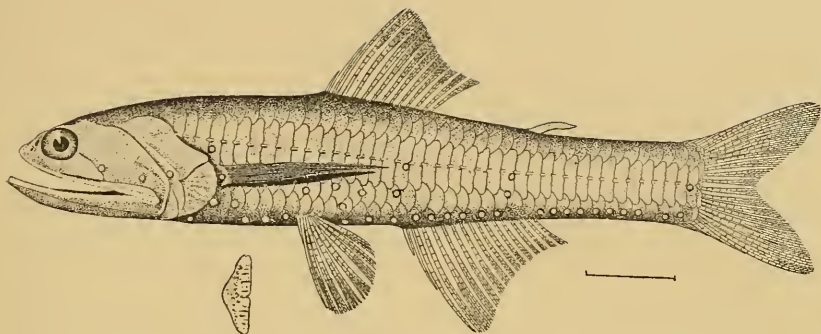
242

240. RONDELETIA BICOLOR. (P. 548.)


241. CETOMIMUS GILLII. (P. 549.)

242. CERATOSCOPELUS MADEIRENSIS. (P. 557.)






243



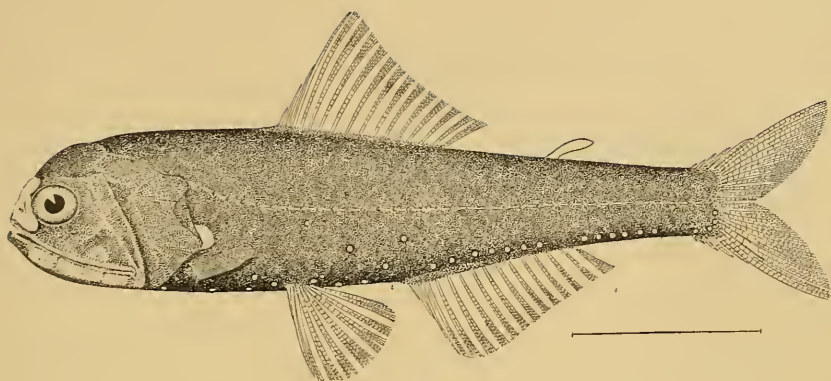
244




245

243. LAMPANYCTUS CROCODILUS. (P. 558.)  
244. LAMPADENA SPECULIGERA. (P. 561.)  
245. NANNOBRACHIUM MACDONALDI. (P. 563.)

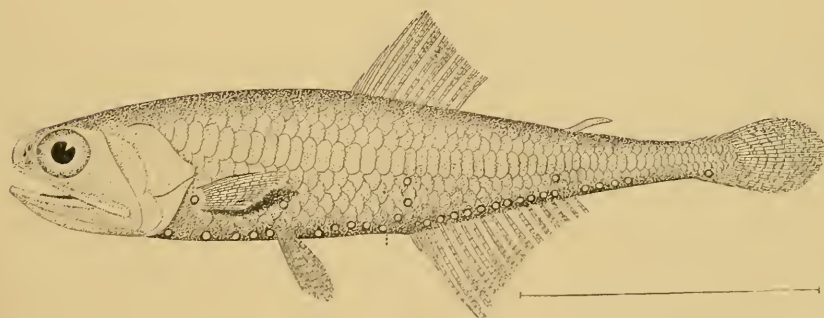




246



247




248


246. *ÆTHOPRORA LUCIDA*. (P. 565.)  
247. *MYCTOPHUM OPALINUM*. (P. 571.)  
248. *TARLETONBEANIA TENUA*. (P. 575.)



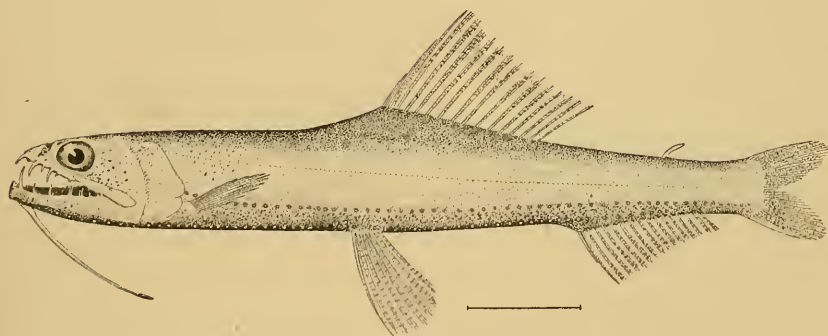




249




250



251

249. *YARRELLA BLACKFORDI*. (P. 584.)  
 250. *CHAULIODUS SLOANEI*. (P. 585.)  
 251. *ASTRONESTHES GEMMIFER*. (P. 586.)






252



253




254

252. *ASTRONESTHES RICHARDSONI*. (P. 587.)  
253. *STOMIAS FEROX*. (P. 588.)  
254. *GRAMMATOSTOMIAS DENTATUS*. (P. 590.)





255



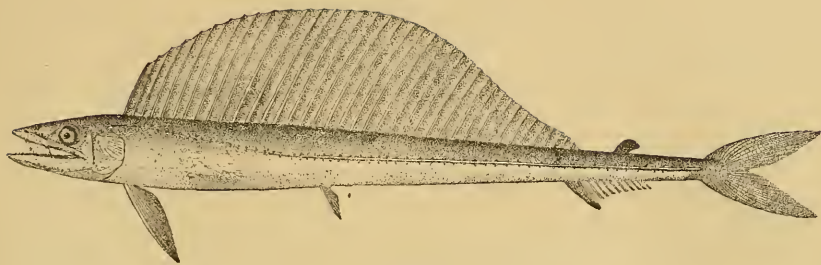
256



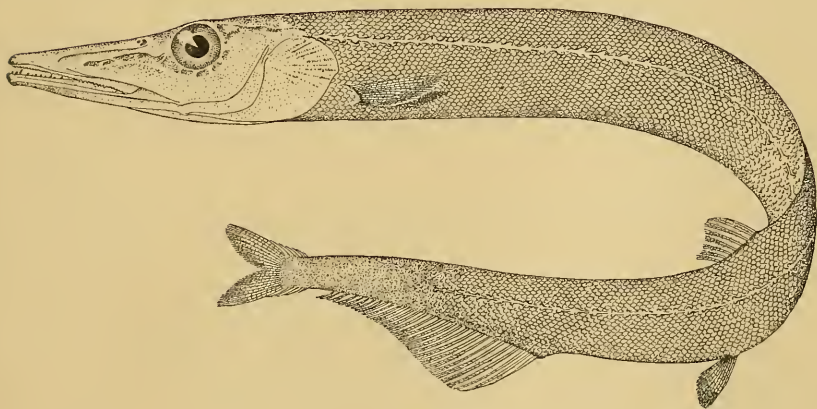
257

255. *PHOTONECTES GRACILIS*. (P. 591.)  
256. *MALACOSTEUS NIGER*. (P. 593.)  
257. *ALEPISAURUS FEROX*. (P. 595.)





258



259



260


258. ALEPISAURUS ESCULAPIUS. (P. 595.)

259. ARCTOZENUS CORUSCANS. (P. 601.)

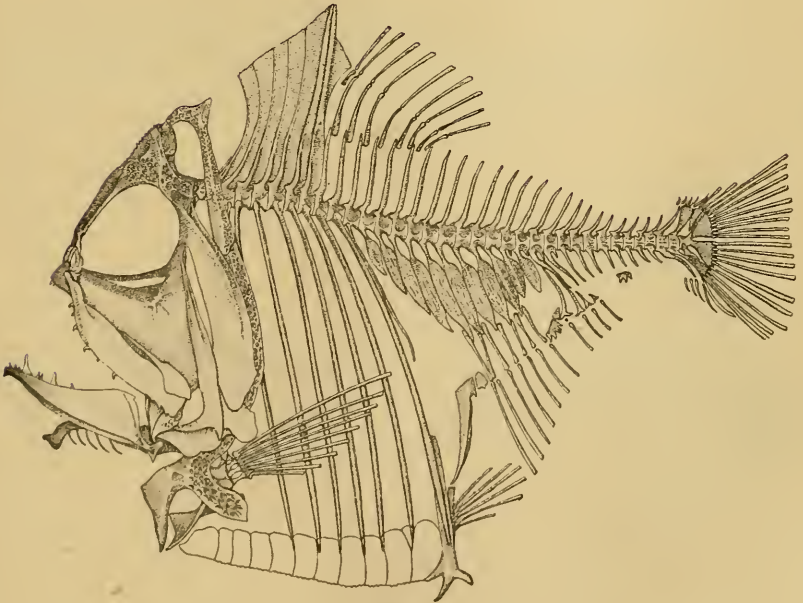
260. PARALEPIS COREGONOIDES. (P. 602.)







261

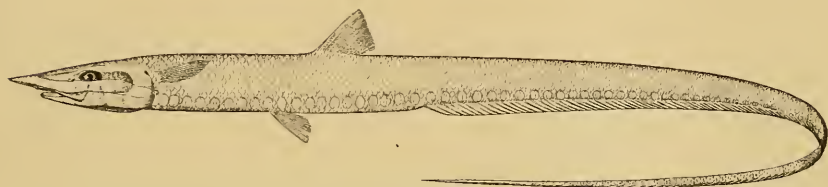


261a

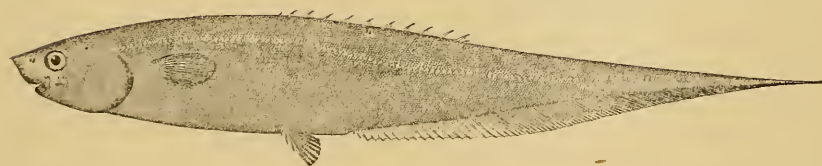





262



263



264



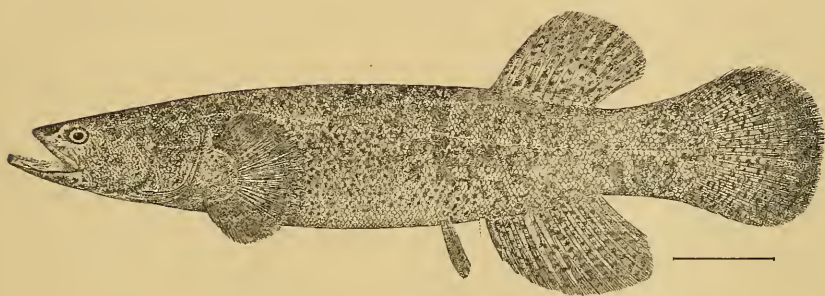
265

262. ALDROVANDIA MACROCHIR. (P. 609.)  
263. ALDROVANDIA GRACILIS. (P. 610.)  
264. NOTACANTHIUS ANALIS. (P. 615.)  
265. NOTACANTHIUS PHASGANORUS. (P. 616.)

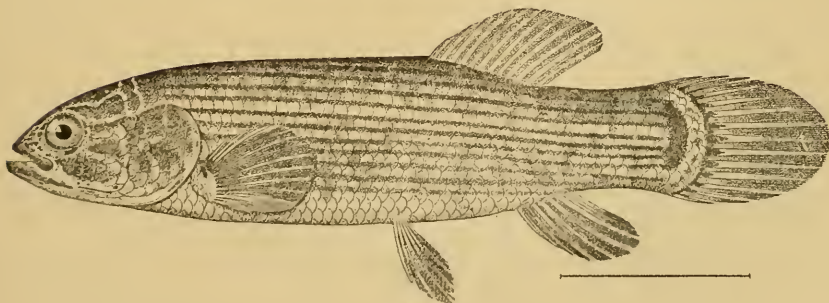




266



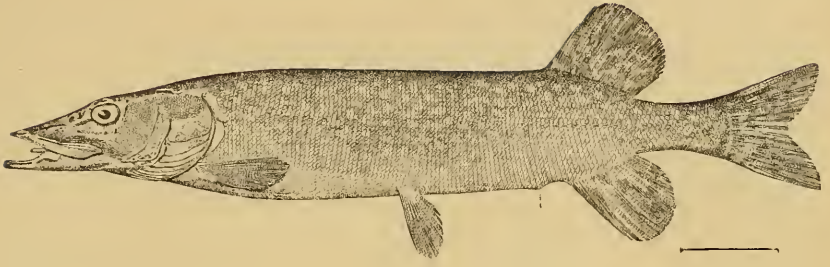
267



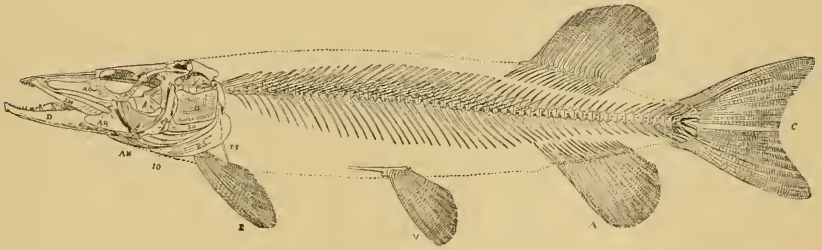
268

266. LIPOGENYS GILLII. (P. 619.)  
267. DALLIA PECTORALIS. (P. 621.)  
268. UMBRA PYMÆA. (P. 624.)






269



269a

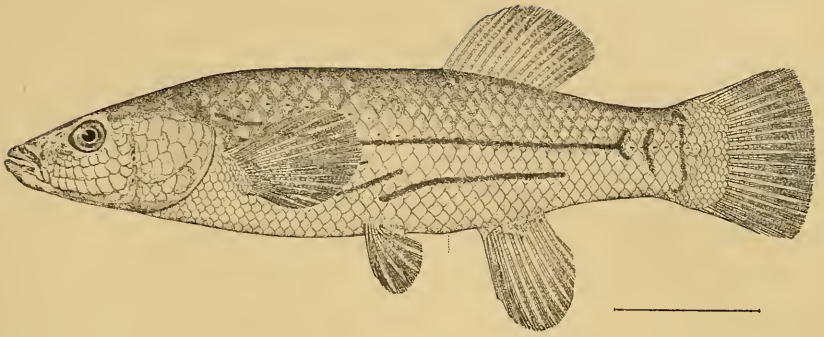


270

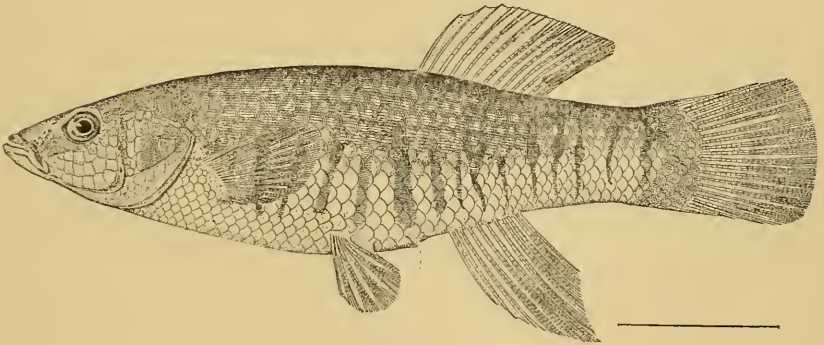
269, 269a. LUCIUS LUCIUS. (P. 628.)  
270. LUCIUS MASQUINONGY. (P. 629.)



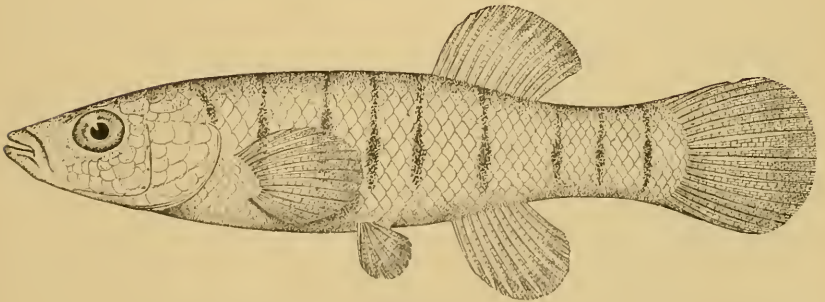




271




271a




271b

271. *FUNDULUS MAJALIS*; female. (P. 639.)  
271a. *FUNDULUS MAJALIS*; male. (P. 639.)  
271b. *FUNDULUS MAJALIS*; young. (P. 639.)






272



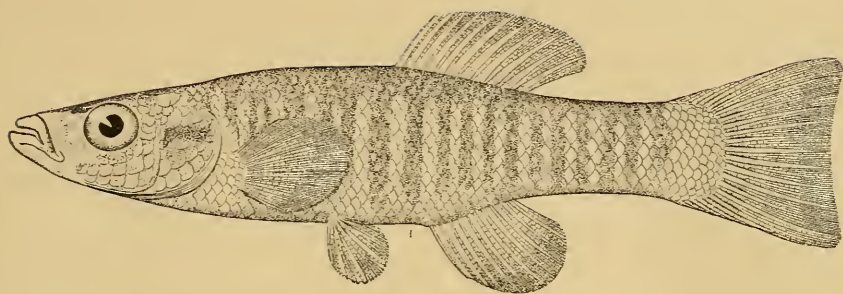
273



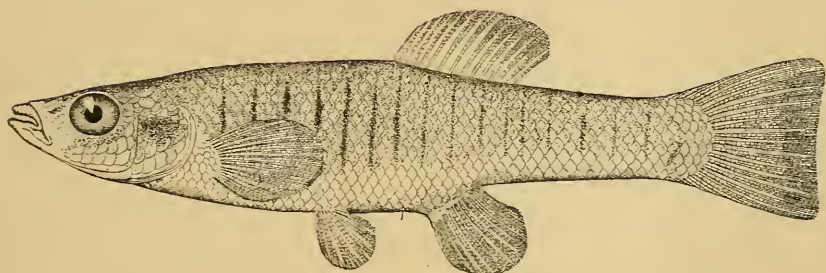
274

272. *FUNDULUS PALLIDUS*. (P. 638.)  
273. *FUNDULUS HETEROCLITUS*; male. (P. 640.)  
274. *FUNDULUS OCELLARIS*. (P. 642.)

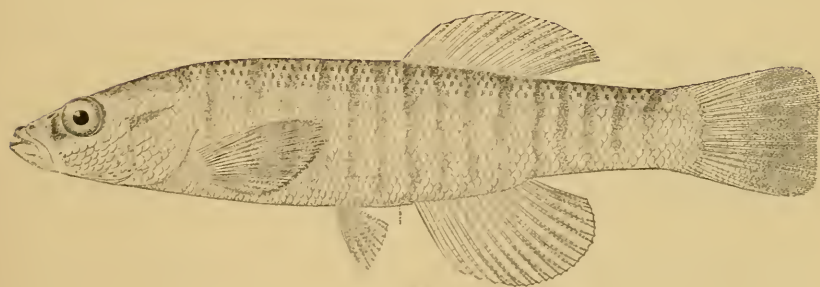




275




275a



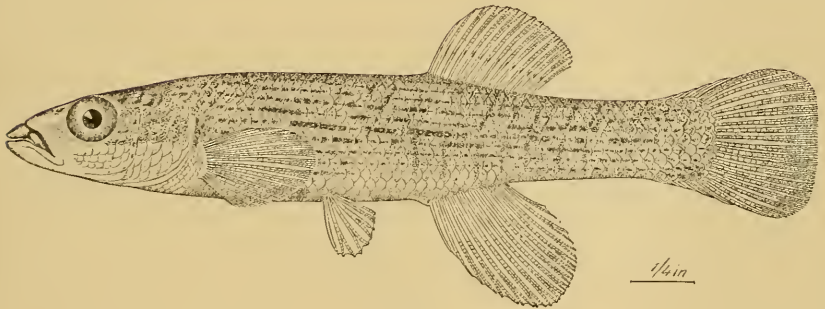
276

275. FUNDULUS DIAPHANUS; male. (P. 645.)  
275a. FUNDULUS DIAPHANUS; female. (P. 645.)  
276. FUNDULUS ZEBRINUS. (P. 646.)






277



278



278a

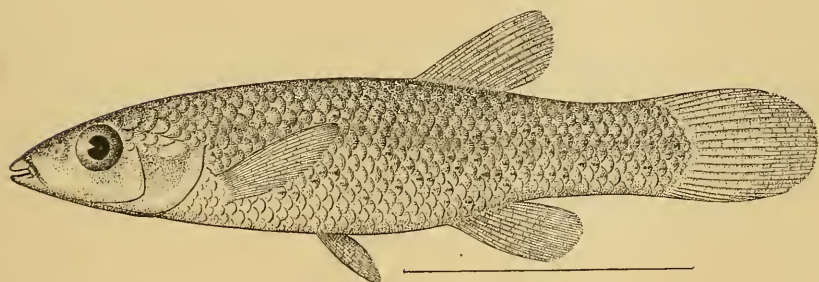
277. *FUNDULUS SEMINOLIS*. (P. 647.)  
278. *FUNDULUS CATENATUS*; male. (P. 648.)  
278a. *FUNDULUS CATENATUS*; female? (P. 648.)



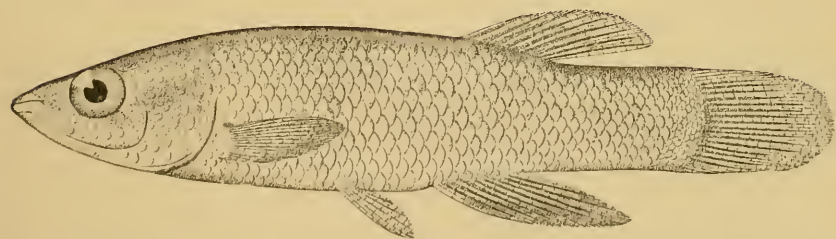




279




280



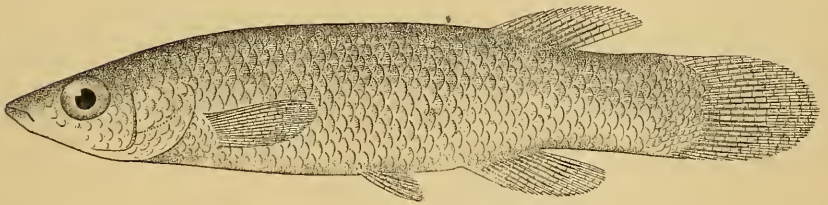
281

279. *FUNDULUS STELLIFER*. (P. 648.)  
280. *FUNDULUS RATHBUNI*. (P. 649.)  
281. *FUNDULUS ALBOLINEATUS*. (P. 649.)

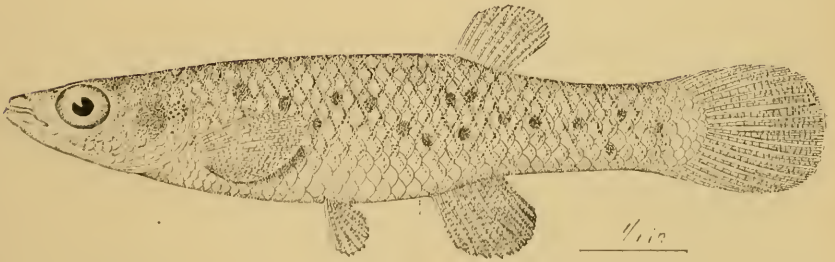




282



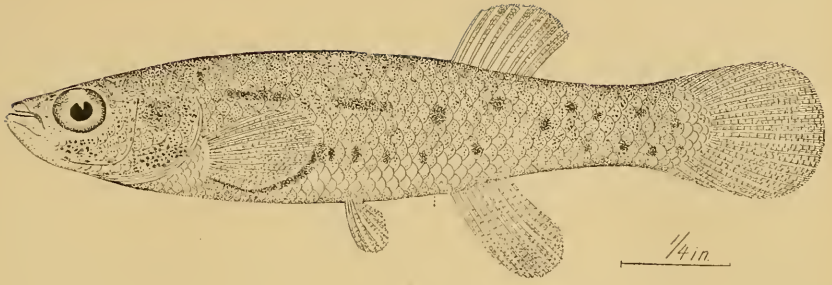
283



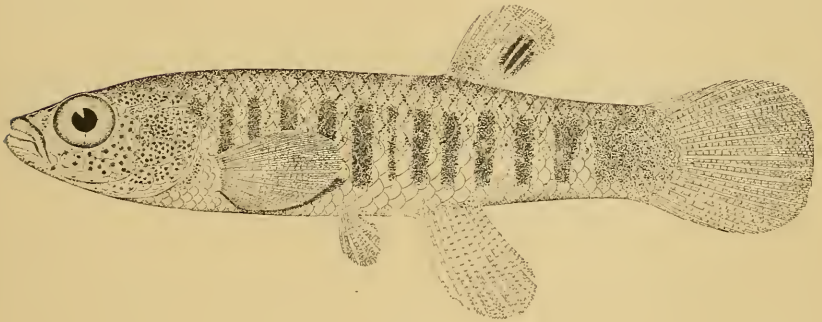
284

282. FUNDULUS FUNDULOIDES. (P. 650.)  
283. FUNDULUS MACDONALDI. (P. 651.)  
284. FUNDULUS JENKINSI. (P. 651.)






285



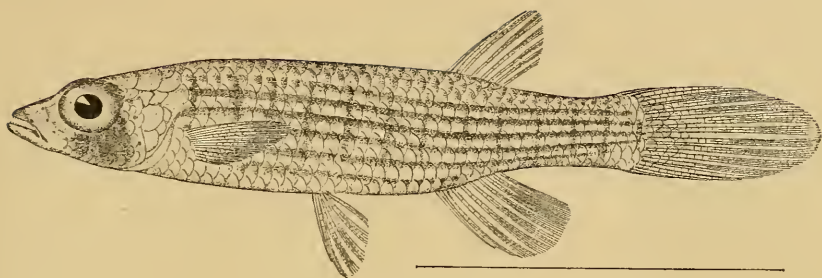
286



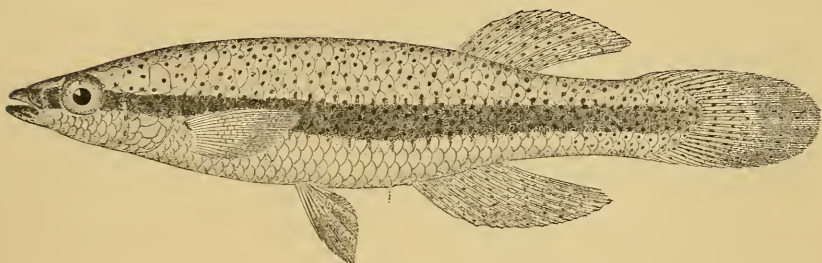
287

285. *FUNDULUS PULVEREUS*. (P. 652.)  
286. *FUNDULUS LUCIAE*. (P. 654.)  
287. *FUNDULUS CHRYSOTUS*. (P. 655.)

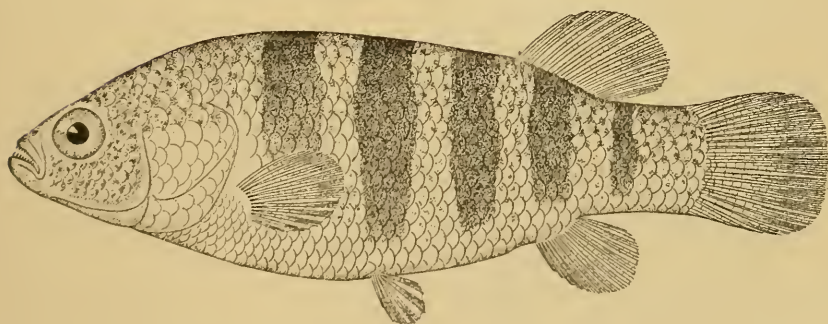




288



289




290


288. *FUNDULUS NOTII*. (P. 656.)  
289. *FUNDULUS NOTATUS*. (P. 659.)  
290. *ADINIA DUGESHII*. (P. 661.)



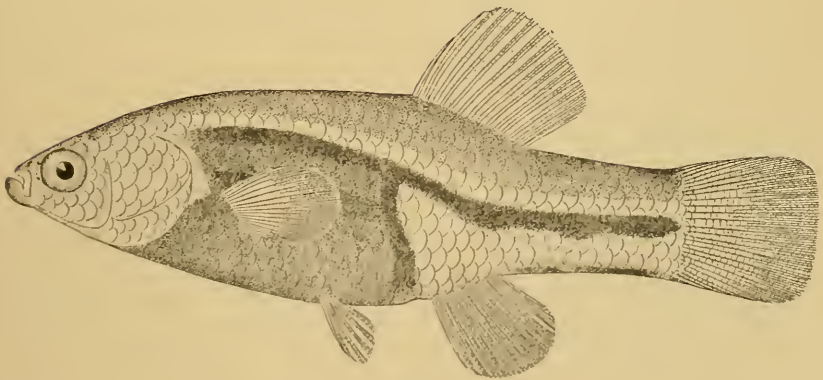




291



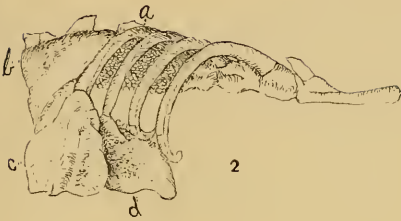
292



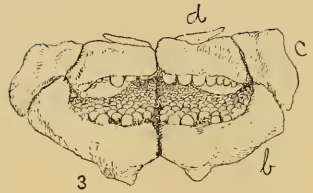
293

291. *FUNDULUS GOODEI*. (P. 664, 2831.)  
292. *LUCANIA PARVA*. (P. 665.)  
293. *CHARACODON BILINEATUS*. (P. 668.)

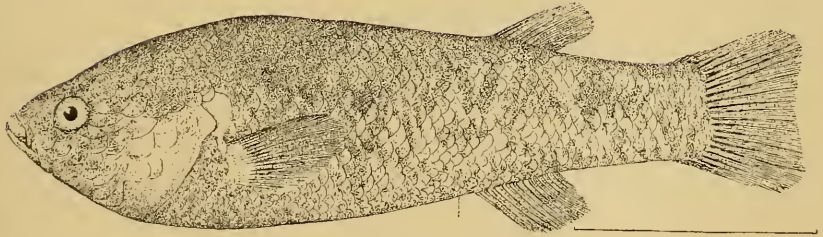




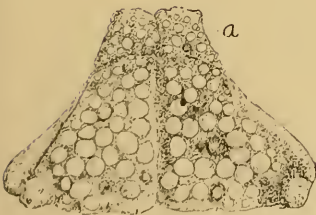
294a



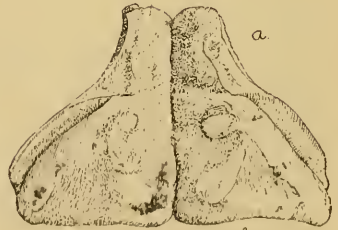
294b



1  
294




4  
294c



5  
294d

294, 294a, 294b, 294c, 294d. EMPETRICHTHYS MERRIAMII. (P. 667.)






295




295a




296

295. CHARACODON VARIATUS. (P. 669.)  
295a. TEETH OF CHARACODON VARIATUS. (P. 669.)  
296. CYPRINODON VARIEGATUS. (P. 671.)






296a



297



298

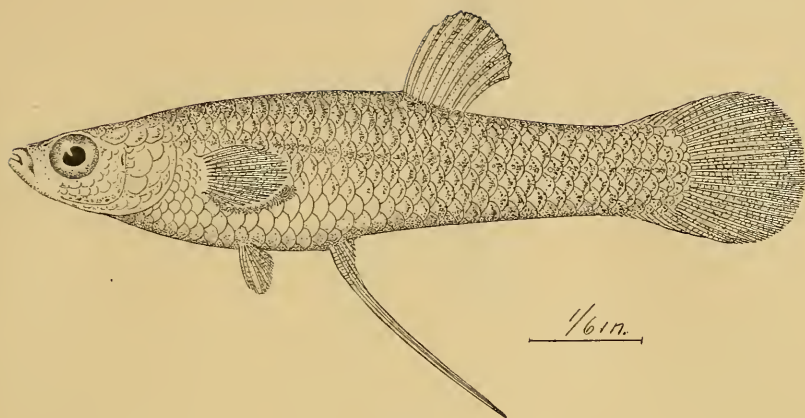
296a. *CYPRINODON VARIEGATUS*; young. (P. 671.)

297. *CYPRINODON CARPIO*. (P. 675.)

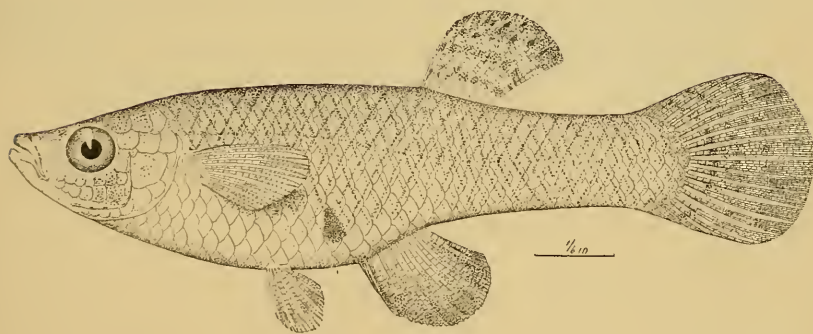
298. *JORDANELLA FLORIDE*. (P. 677.)







299



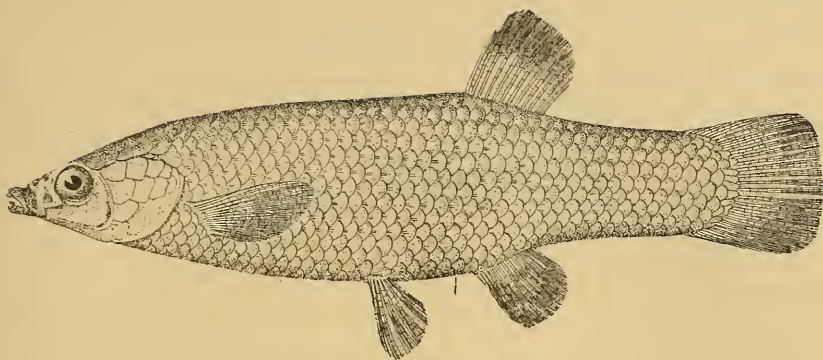
299a



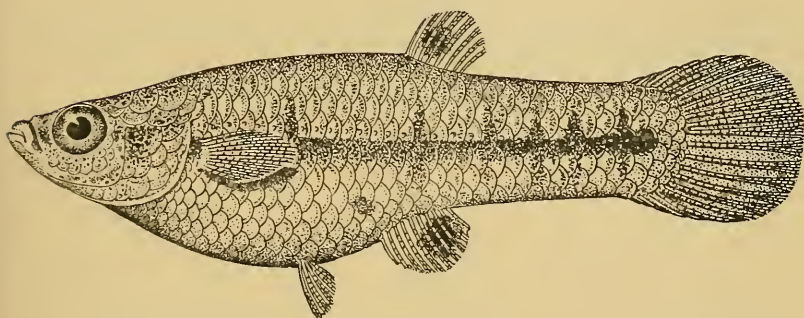
300

299. *GAMBUSIA AFFINIS*; male. (P. 680.)  
299a. *GAMBUSIA AFFINIS*; female. (P. 680.)  
300. *ANABLEPS DOYII*. (P. 685.)





301



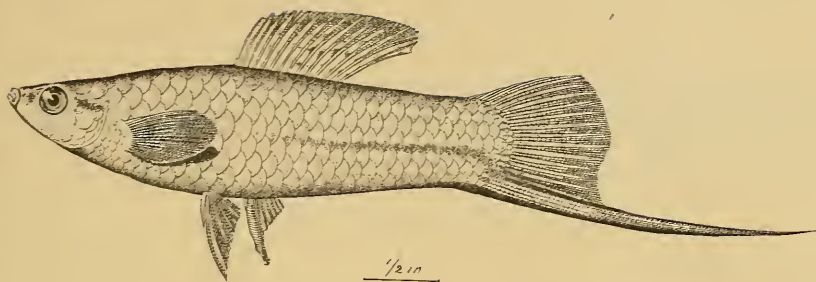
302



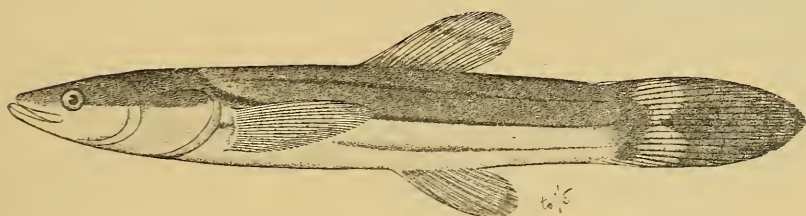
303

301. *GOODEA ATRIPINNIS*. (P. 685.)  
302. *HETERANDRIA FORMOSA*. (P. 687.)  
303. *PECILIA PRESIDIONIS*; female. (P. 697.)

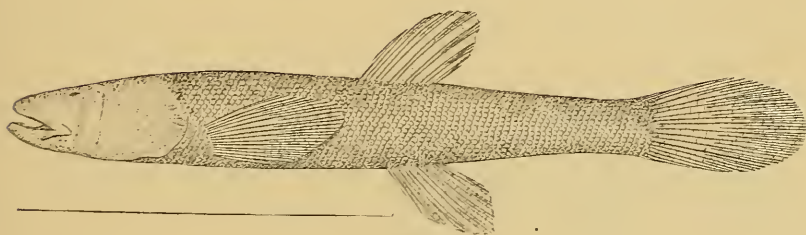




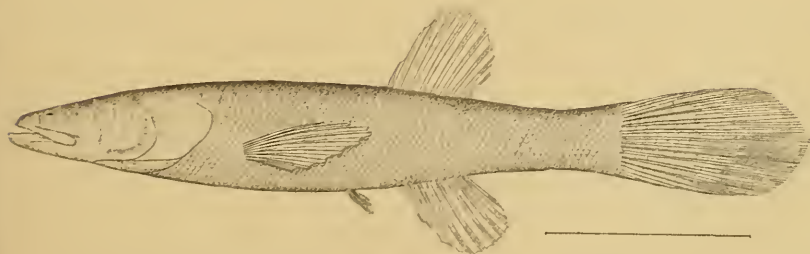
304



305




306



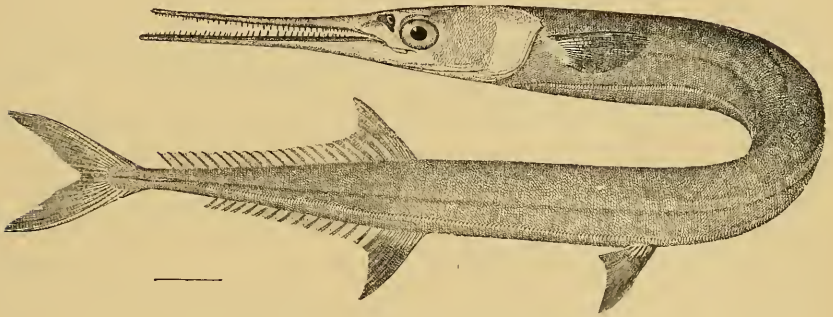
307

301. XIPHOPHORUS HELLERI. (P. 701.)  
305. CHOLOGASTER CORNUTUS. (P. 703.)  
306. TYPHLICTHYS SUBTERRANEUS. (P. 704.)  
307. AMBLYOPSIS SPELEUS. (P. 706.)






308



309



310



311

308. TYLOSURUS RAPHIDOMA. (P. 715.)  
309. TYLOSURUS ACUS. (P. 716.)  
310. CHRIODORUS ATHERINOIDES. (P. 719.)  
311. HYPORHAMPHUS UNIFASCIATUS. (P. 720.)







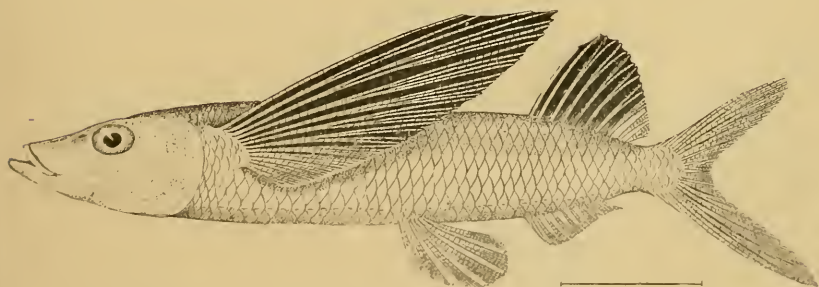
312



313



314



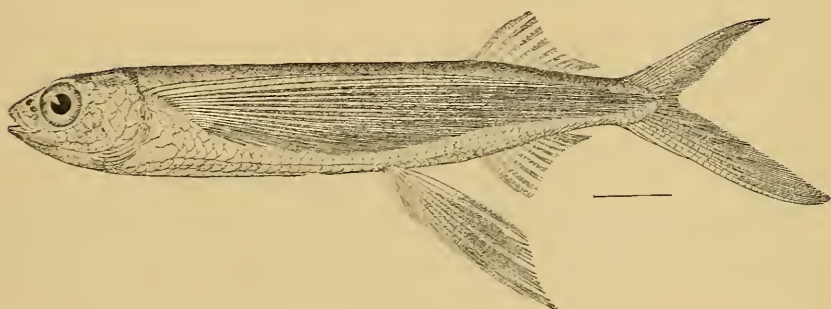
315

312. *HYPORHAMPHUS ROBERTI*. (P. 721.)  
 313. *HEMIRAMPHUS BRASILIENSIS*. (P. 722.)  
 314. *SCOMBRESOX SAURUS*. (P. 725.)  
 315. *FODIATOR ACUTUS*. (P. 728.)

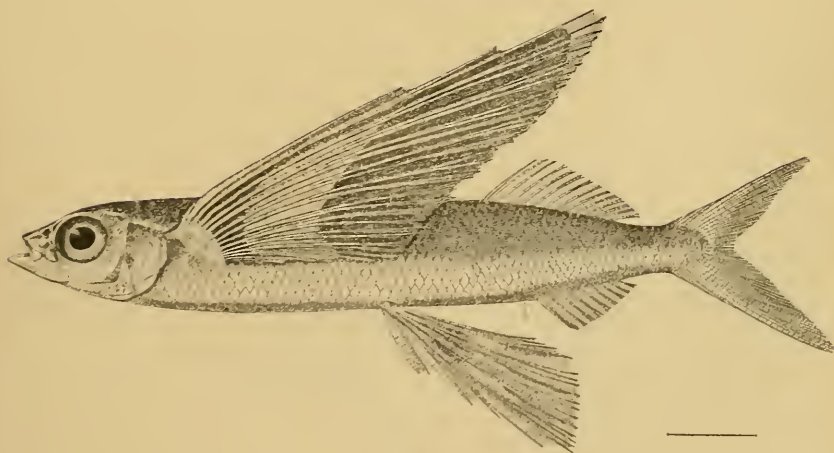




316



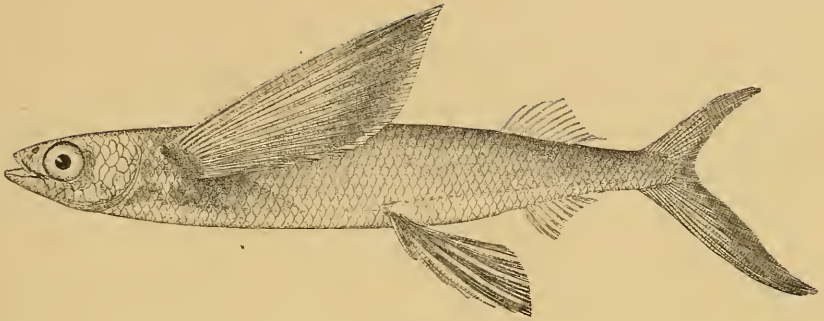
317



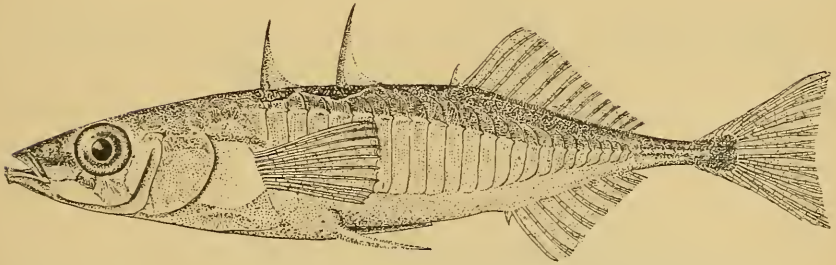
318

316. *EXONACTES EXSILIENS*. (Pp. 732, 2830.)  
317. *EXONACTES RONDELETHI*. (Pp. 733, 2830.)  
318. *EXOCÆTUS VOLITANS*. (P. 731.)

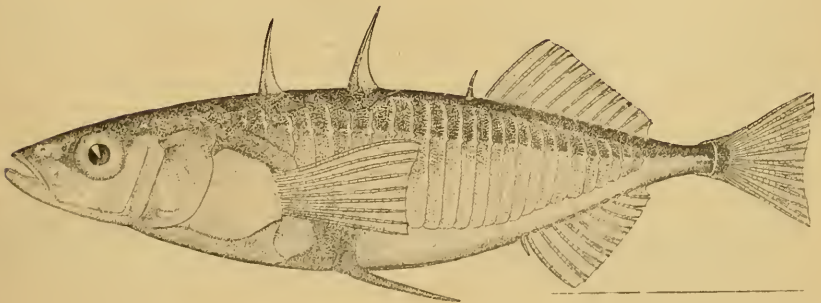




319



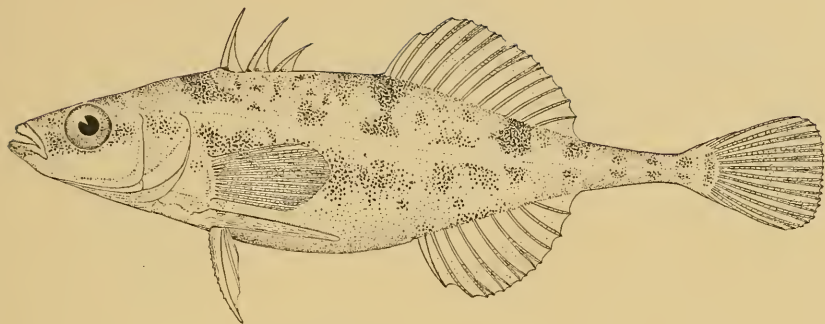
320



321

319. *CYPSILURUS CALIFORNICUS*. (Pp. 740, 2830.)  
320. *GASTEROSTEUS ACULEATUS*. (P. 717.)  
321. *GASTEROSTEUS CATAPHRACTUS*. (P. 749.)






322



323



324



325

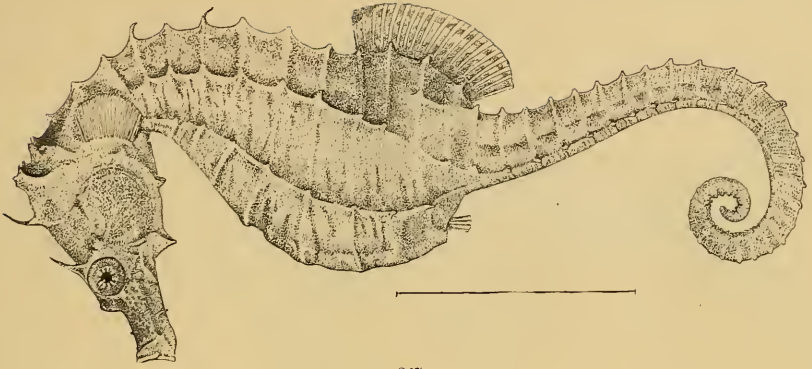


326

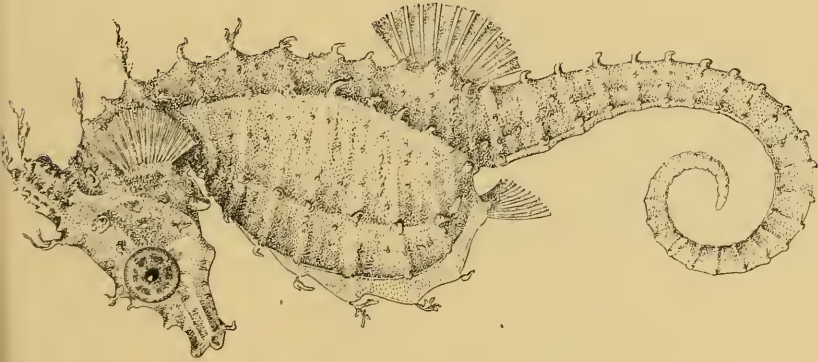
322. *APELTES QUADRACUS*. (P. 752.)  
 323. *AULORHYNCHUS FLAVIDUS*. (P. 754.)  
 324. *AULOSTOMUS MACULATUS*. (P. 751.)  
 325. *SIPHOSTOMA STARKSI*. (P. 771.)  
 326. *CORYTHOICHTHYS CAYORUM*. (P. 2838.)



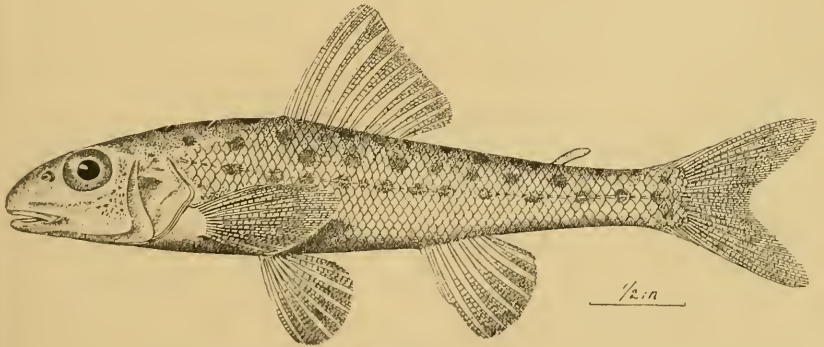




327



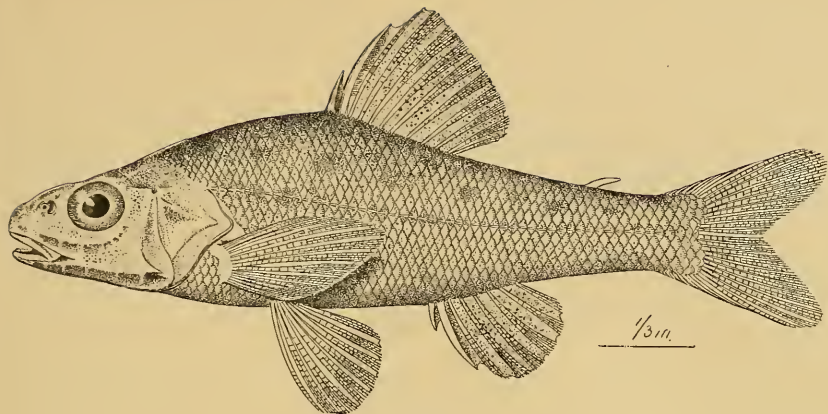
328



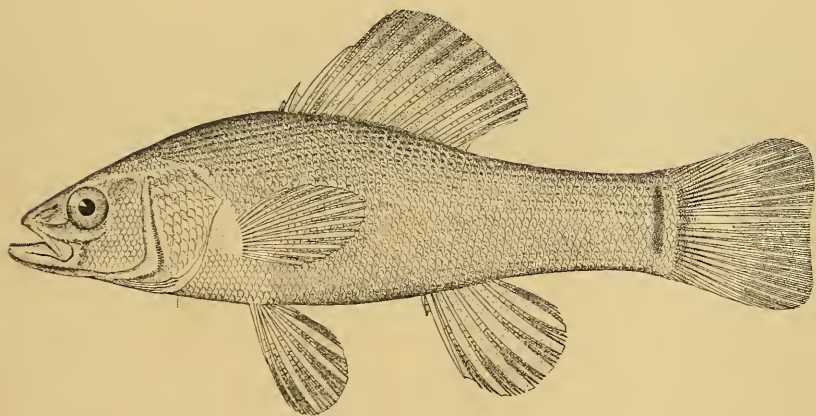
329

327. *HIPPOCAMPUS HUDSONIUS*. (P. 777.)  
328. *HIPPOCAMPUS ZOSTERE*. (P. 778.)  
329. *PERCOPSIS GUTTATUS*. (P. 784.)

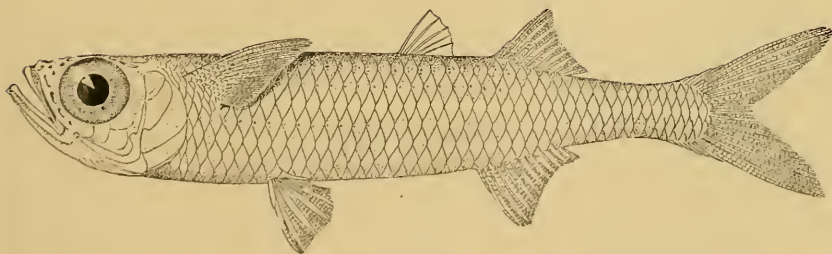




330



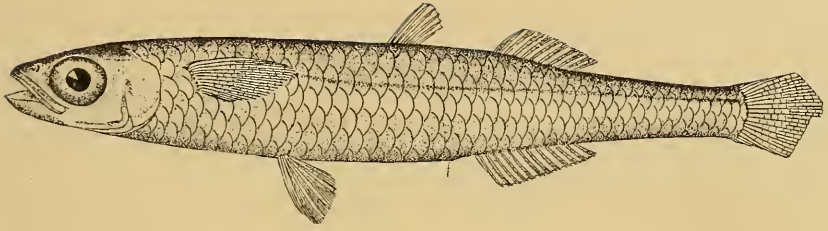
331



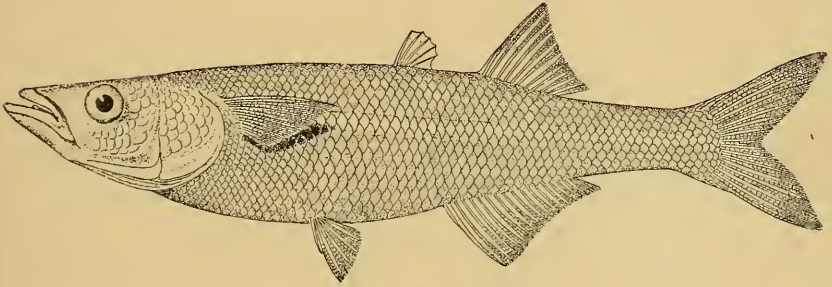
332

330. COLUMBIA TRANSMONTANA. (P. 784.)  
331. APHREDODERUS SAYANUS. (P. 786.)  
332. ATHERINA STIPES. (P. 790.)






333



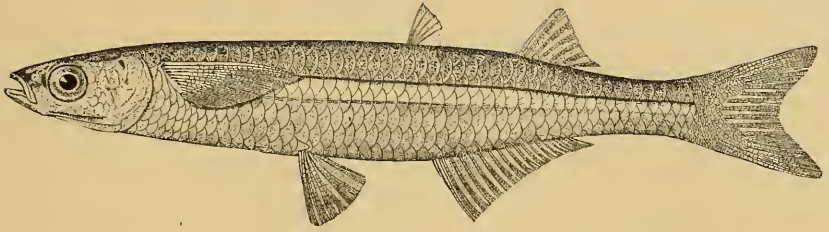
334



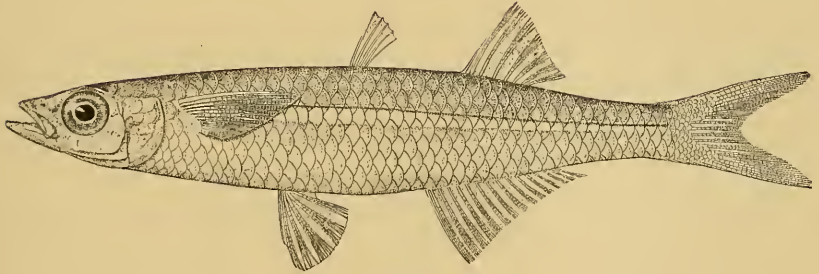
335

333. *ATHERINA AREA*. (P. 790.)  
334. *CHIROSTOMA HUMBOLDTIANUM*. (P. 793.)  
335. *ESLOPSARUM JORDANI*. (Pp. 793, 2840.)

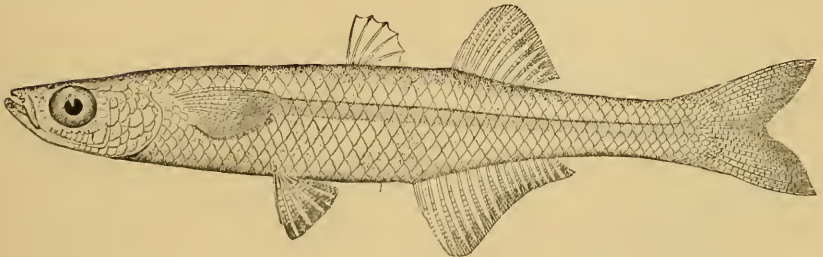




336



337

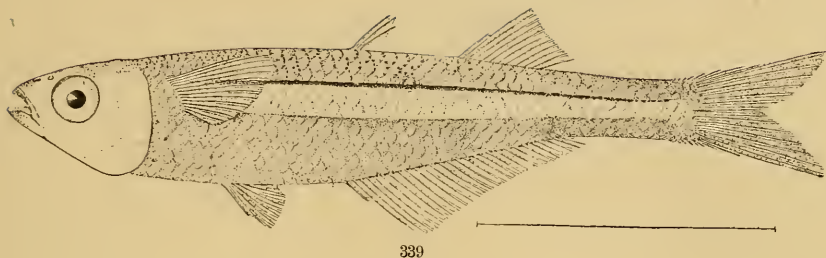


338

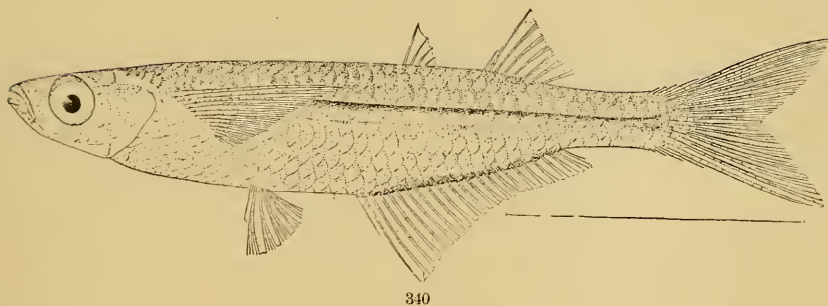
336. *KIRTLANDIA VAGRANS*. (P. 794.)  
337. *MENIDIA PENINSULAE*. (P. 797.)  
338. *MENIDIA GRACILIS BERYLLINA*. (P. 797.)








339



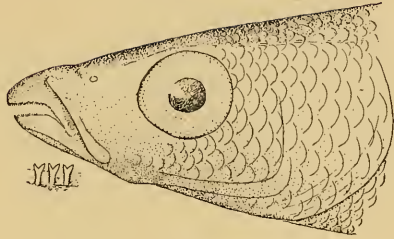
340




341

339. EURYSTOLE ERIARCHA. (P. 803.)  
340. THYRINA EVERMANNI. (P. 801.)  
341. ATHERINOPSIS CALIFORNIENSIS. (P. 806.)






342



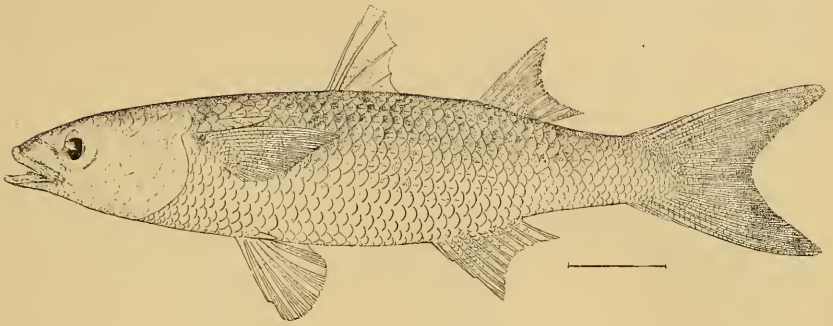
343




344

- 342. *ATHERINOPS AFFINIS*. (P. 807.)
- 343. *MUGIL CEPHALUS*. (P. 811.)
- 344. *MUGIL CUREMA*. (P. 813.)

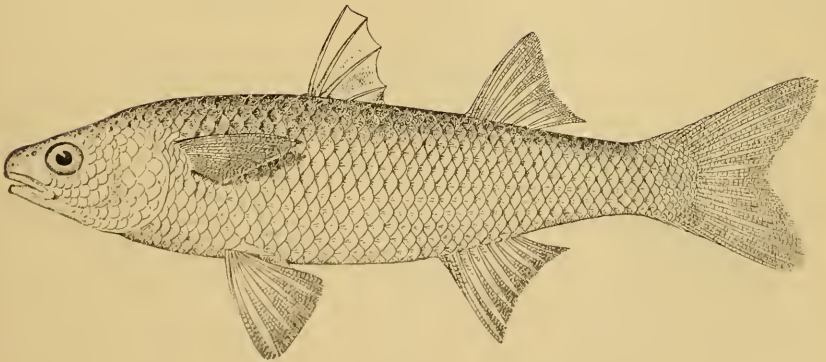




345




346



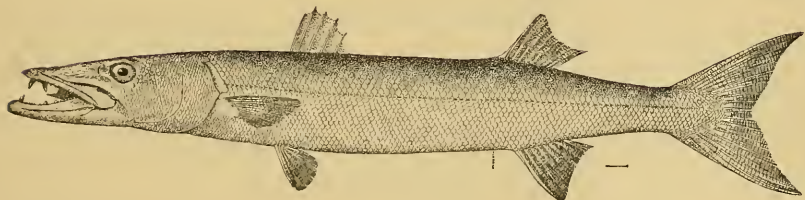
347

345. MUGIL HOSPES. (P. 814.)  
346. CTENOMUGIL PROBOSCIDEUS. (P. 816.)  
347. AGONOSTOMUS MONTICOLA. (P. 819.)

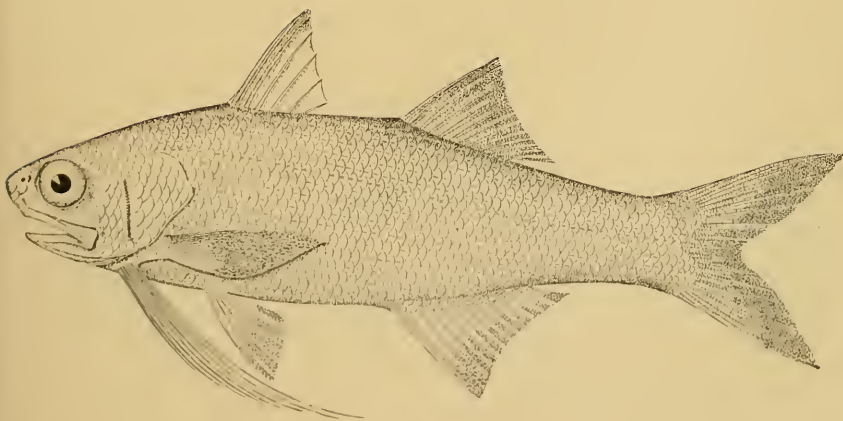




348



349

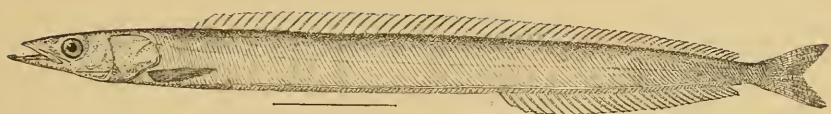


350

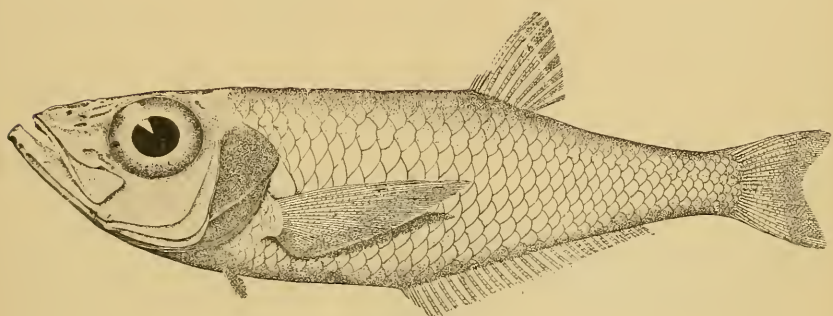
348. *JOTURUS PICHARDI*. (P. 821.)  
349. *SPHYRENA BARRACUDA*. (Pp. 823, 2841.)  
350. *POLYDACTYLUS OCTONEMUS*. (P. 830.)








351



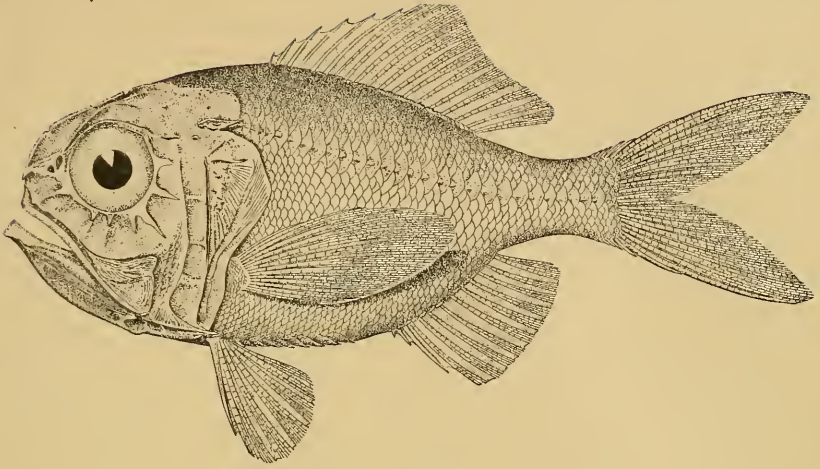
352



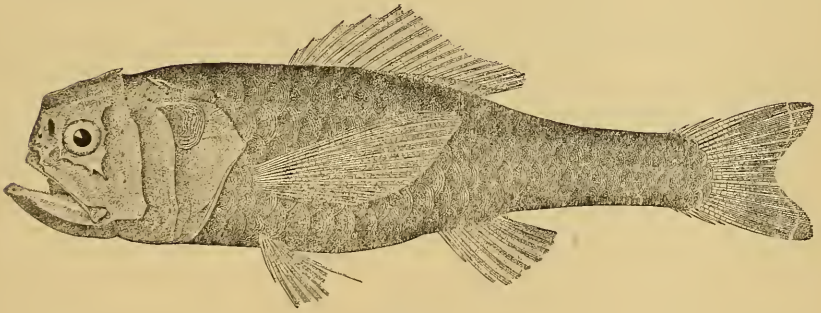
353

351. AMMODYTES AMERICANUS. (P. 833.)  
352. BATHYCLUPEA ARGENTEA. (P. 835.)  
353. STEPHANOBERYX MONEI. (P. 836.)






354



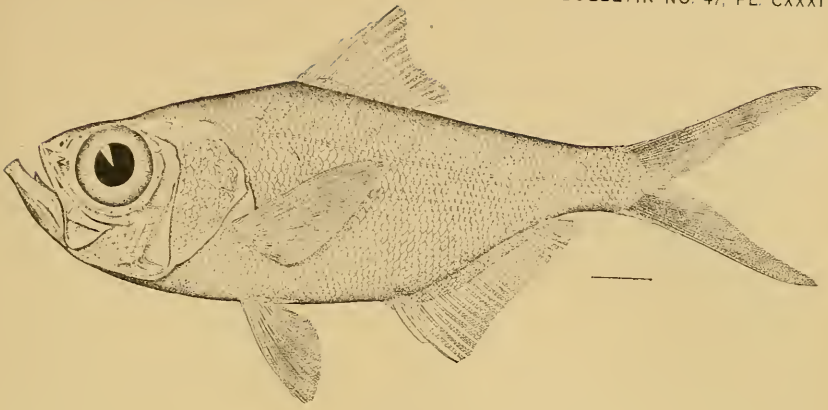
355




356

354. HOPLOSTETHUS MEDITERRANEUS. (P. 837.)  
355. PLECTROMUS SUBORBITALIS. (P. 811.)  
356. PLECTROMUS CRASSICEPS. (P. 843.)

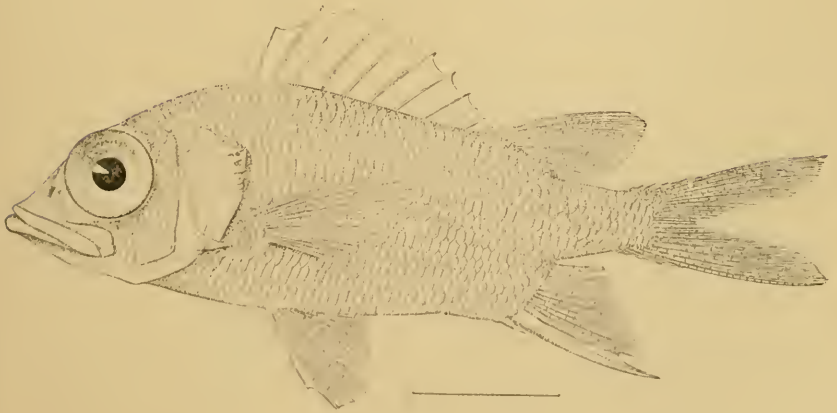




357




358



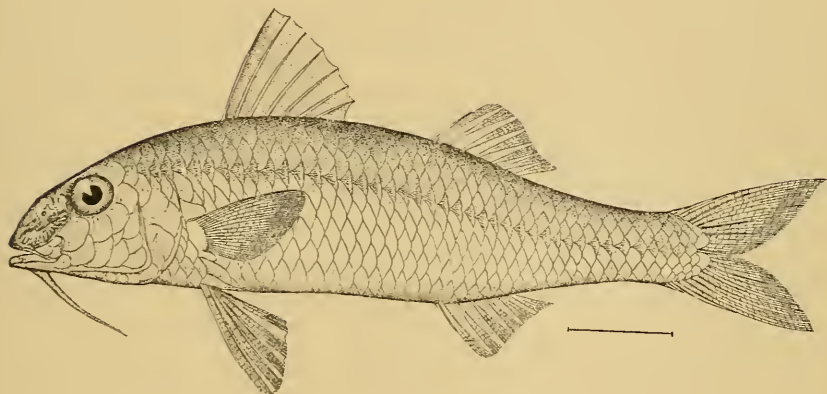
359

- 357. BERYX SPLENDENS. (P. 814.)
- 358. HOLOCENTRUS ASCENSIONIS. (P. 848.)
- 359. FLAMMEO MARIANUS. (Pp. 852, 2871.)

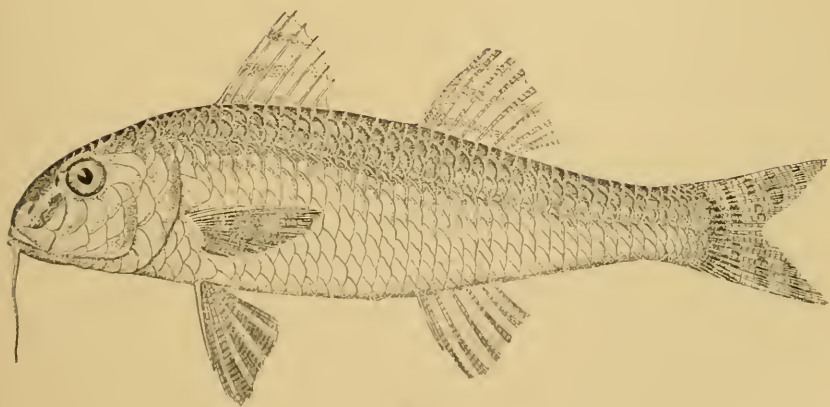




360



361




362

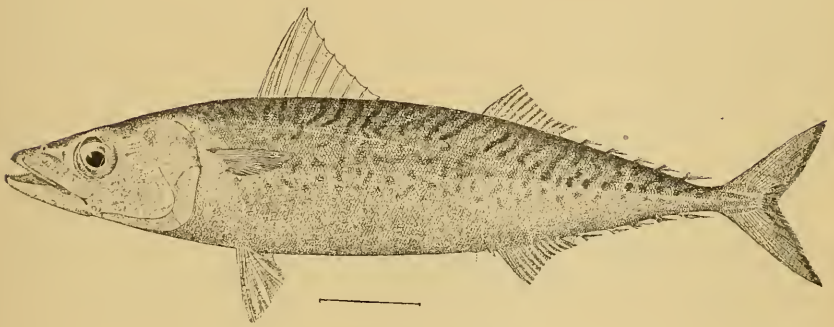
360. *MULLUS AURATUS*. (P. 856.)  
361. *MULLOIDES RATHBUNI*. (P. 857.)  
362. *UPENEUS MACULATUS*. (P. 858.)







363




364



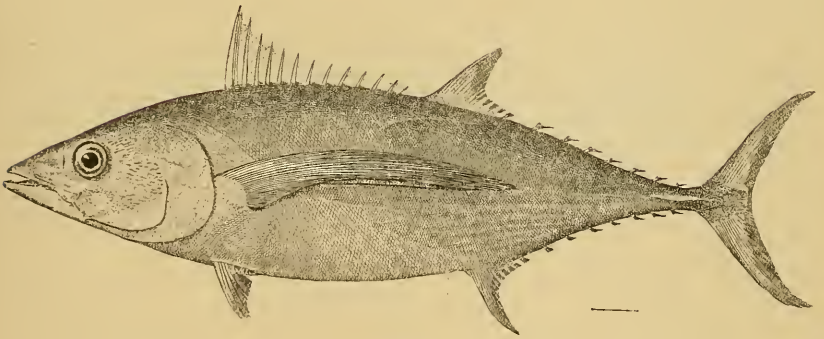
365

- 363. *SCOMBER SCOMBRUS*. (P. 865.)
- 364. *SCOMBER COLIAS*. (P. 866.)
- 365. *AUXIS THAZARD*. (P. 867.)






366




367



368

366. *GYMNOSARDA ALLETERATA*. (P. 869.)  
367. *GERMO ALALUNGA*. (P. 871.)  
368. *SCOMBEROMORUS MACULATUS*. (P. 874.)





369



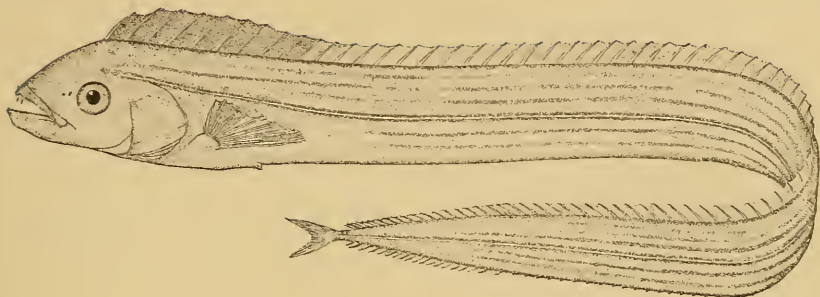
370



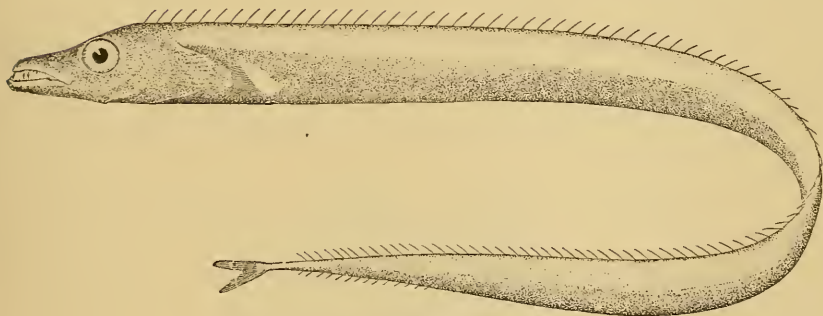
371

369. *SCOMBEROMORUS REGALIS*. (P. 875.)  
370. *ESCOLAR VIOLACEUS*. (Pp. 878, 2843.)  
371. *EPINNULA MAGISTRALIS*. (P. 880.)






372



373




374

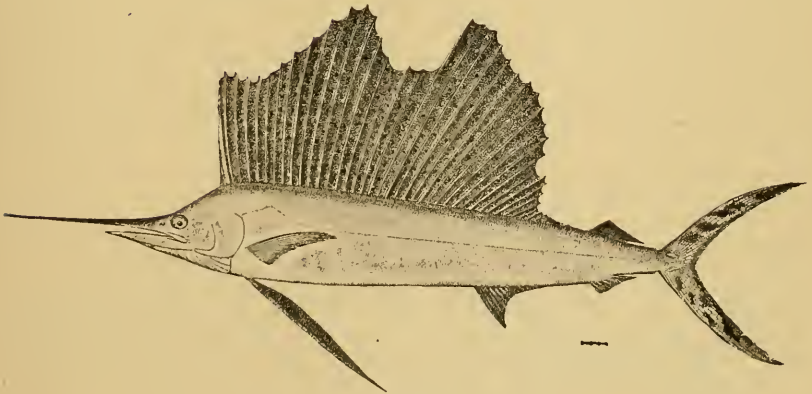
372. *EVOXYMETOPON TENIATUS*. (P. 886.)  
373. *LEPIDOPUS CAUDATUS*. (P. 886.)  
374. *BENTHODESMUS ATLANTICUS*. (P. 887.)








375



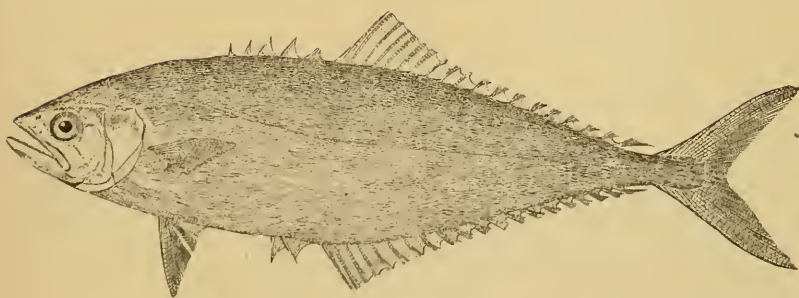
376

375. *TRICHIURUS LEPTURUS*. (P. 889.)  
376. *ISTIOPHORUS NIGRICANS*. (P. 891.)





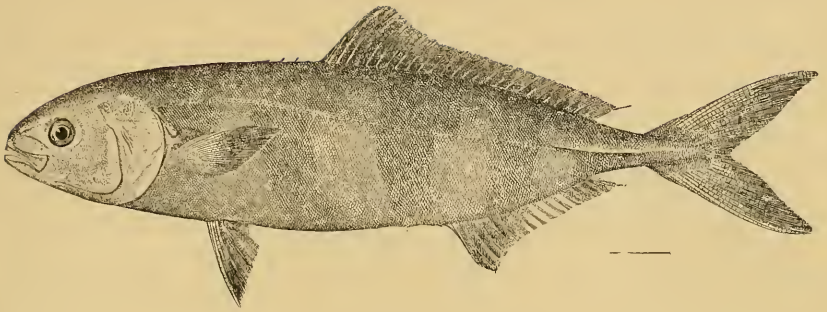
377



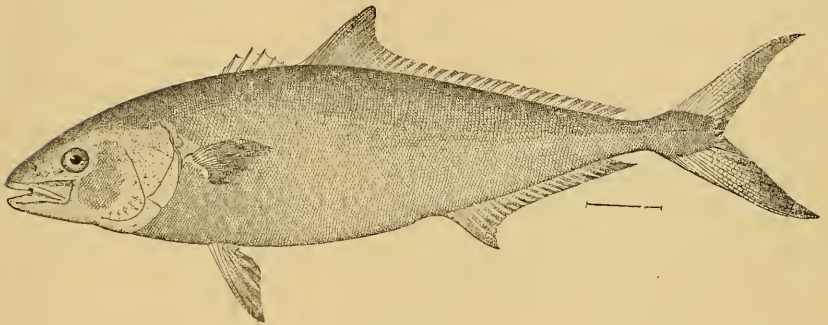
378

377. NEMATISTIUS PECTORALIS. (P. 895.)  
378. OLIGOPLITES SAURUS. (P. 898.)

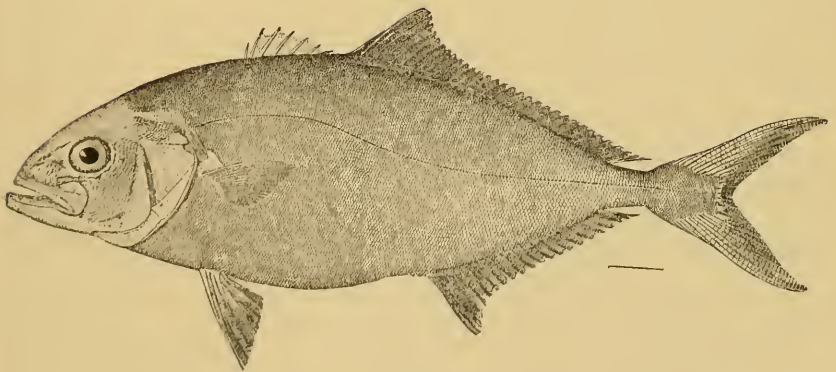




379



380



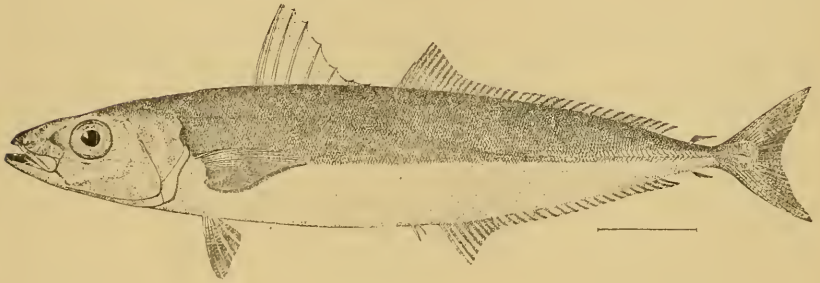
381

379. NAUCRATES DUCTOR. (P. 900.)  
380. SERIOLA DORSALIS. (P. 902.)  
381. SERIOLA ZONATA. (P. 902.)






382



383

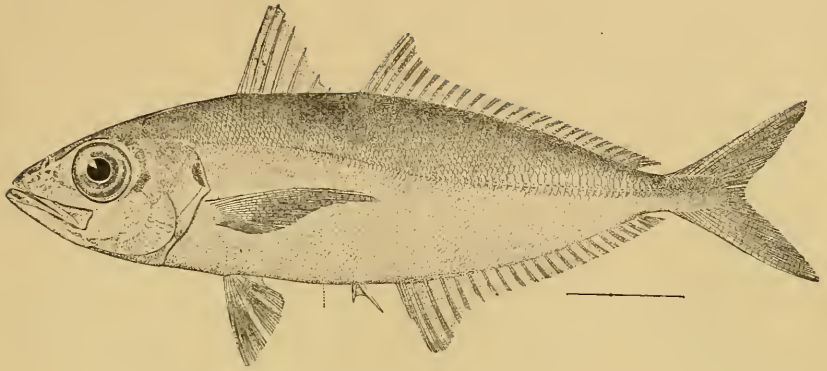


384

382. *Seriola lalandi*. (P. 903.)  
383. *Decapterus macabellus*. (P. 909.)  
384. *Trachurus trachurus*. (P. 910.)



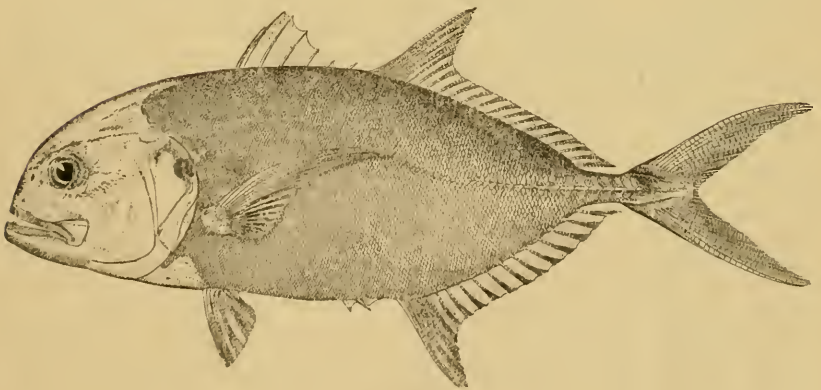




385



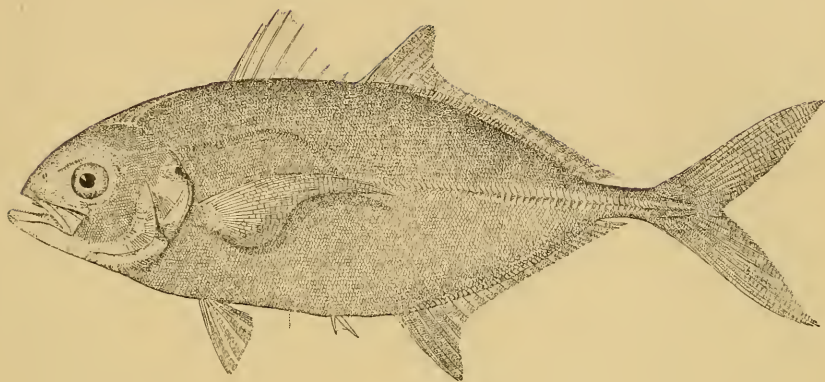
386




387

385. *TRACHUROPS CRUMENOPHTHALMUS*. (P. 911.)  
386. *HEMICARAX AMBLYRHYNCHUS*. (P. 912.)  
387. *CARANX HIPPOS*. (P. 920.)





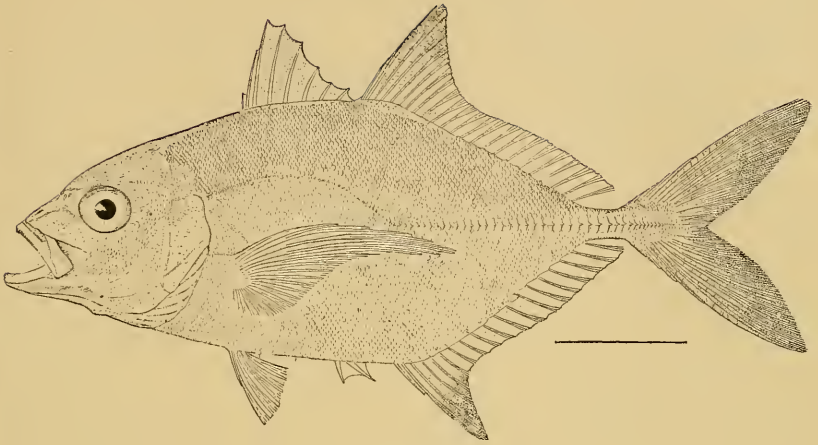
388



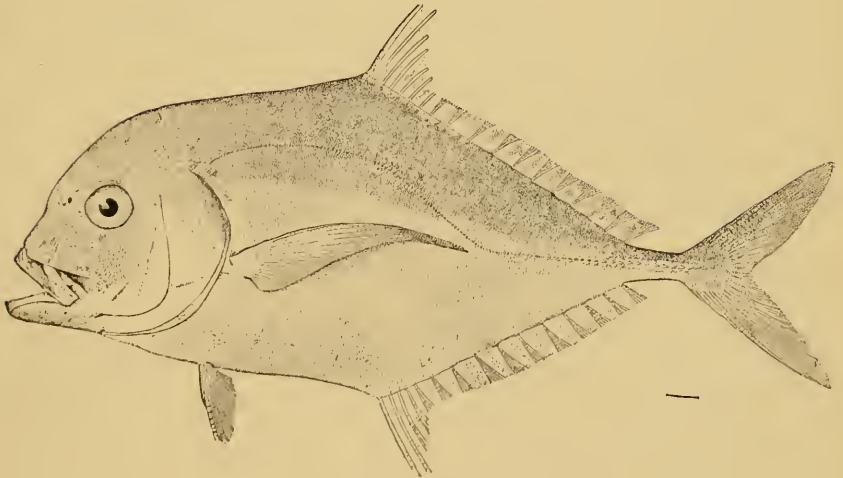
389

388. *CARANX CRYSOS*. (P. 921.)  
389. *CARANX LATUS*. (P. 923.)





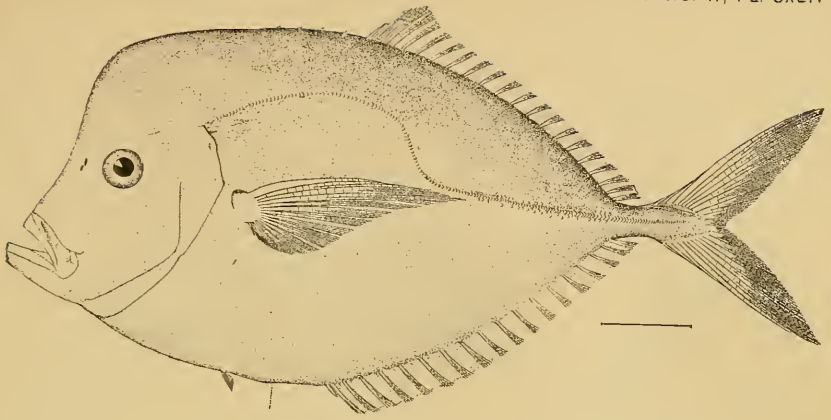
390




391

390. *CARANX MEDUSICOLA*. (P. 924.)  
391. *HYNNIS HOPKINSI*. (P. 933.)





392



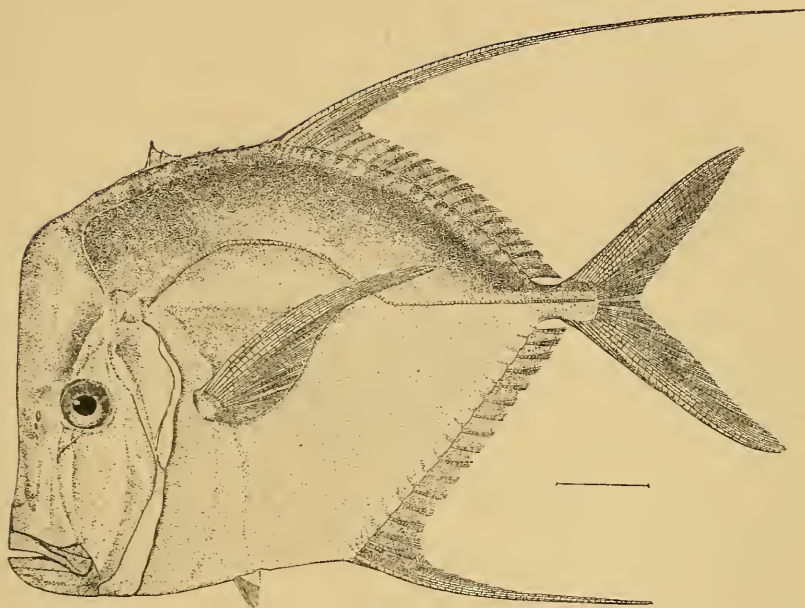
393

392. *VOMER SETIPINNIS*. (P. 934.)

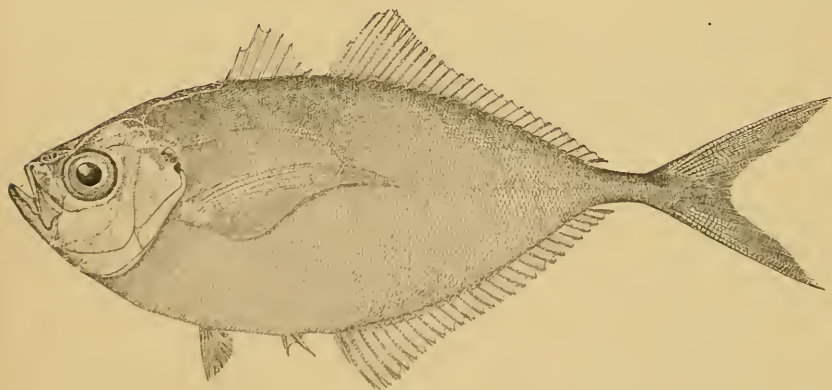
393. *SELENE VOMER*; young. (P. 936.)







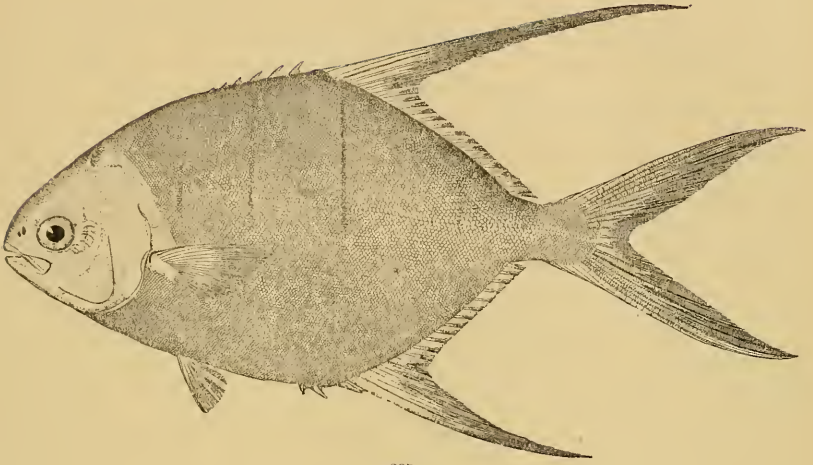
393a



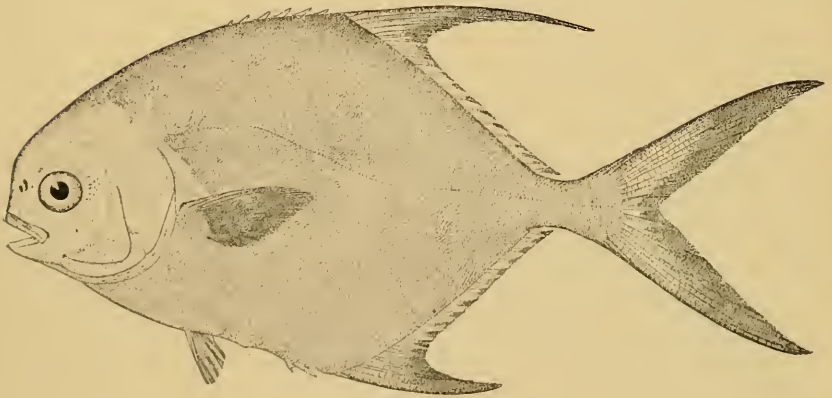
394

393a. *SELENE VOMER*; adult. (P. 936.)  
394. *CHLOROSCOMBRUS CHRYSURUS*. (P. 938.)






395



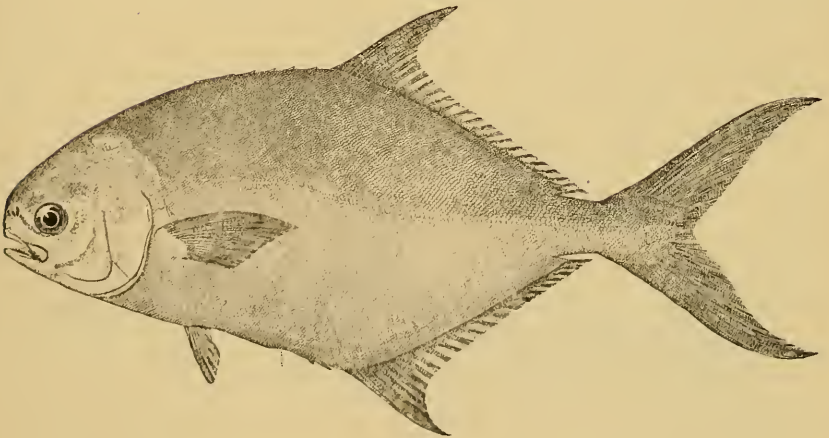
396

395. *TRACHINOTUS GLAUCUS*. (P. 910.)  
396. *TRACHINOTUS FALCATUS*. (P. 911.)





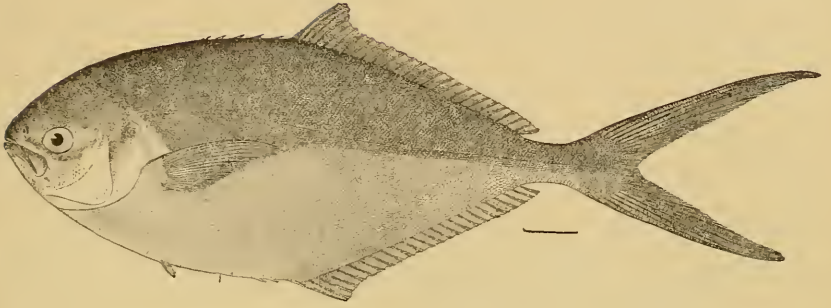
397




398

397. *TRACHINOTUS CULVERI*. (P. 942.)  
398. *TRACHINOTUS CAROLINUS*. (P. 944.)





399



400




401

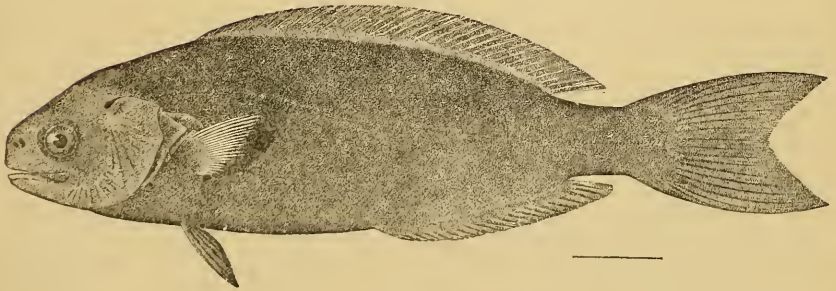
399. ZALOCYS STILBE. (P. 2848.)  
400. POMATOMUS SALTATRIX. (P. 946.)  
401. RACHYCENTRON CANADUS. (P. 948.)







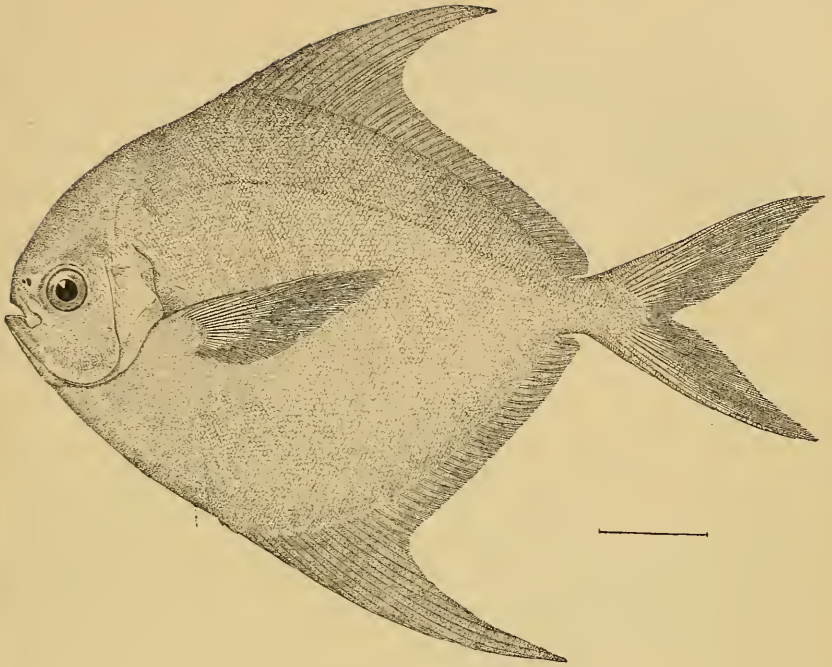
402



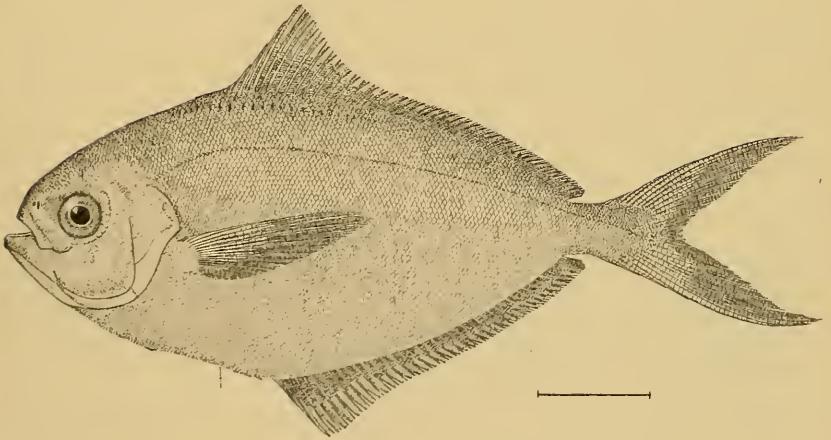
403

402. *CORYPHÆNA HIPPURUS*. (P. 952.)  
403. *CENTROLOPHUS NIGER*. (P. 963.)





404

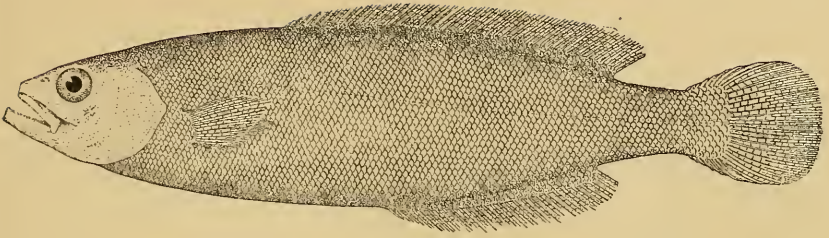


405

404. RHOMBUS PARU. (P. 965.)

405. PORONOTUS TRIACANTHUS. (Pp. 967, 2849.)





406



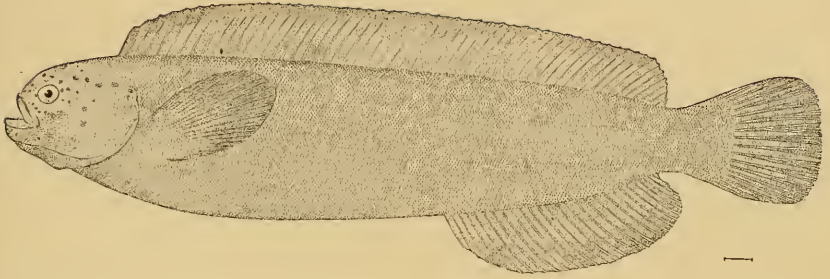
407



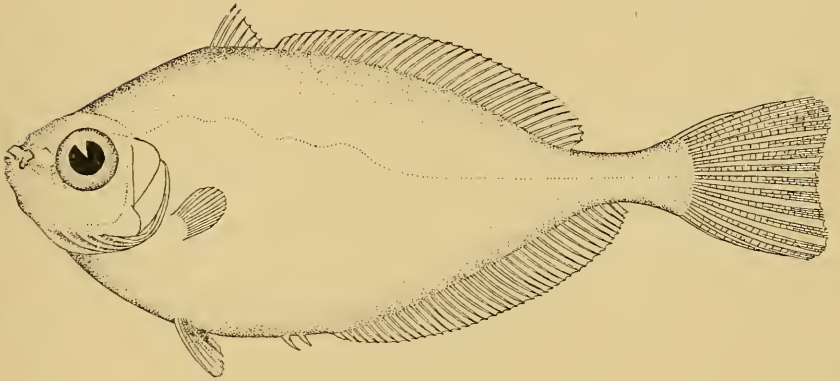
408

- 406. ICICHTHYS LOCKINGTONI. (P. 969.)
- 407. SCHEDOPHILUS MEDUSOPHAGUS. (P. 970.)
- 408. ACROTUS WILLOUGHBYI. (P. 973.)

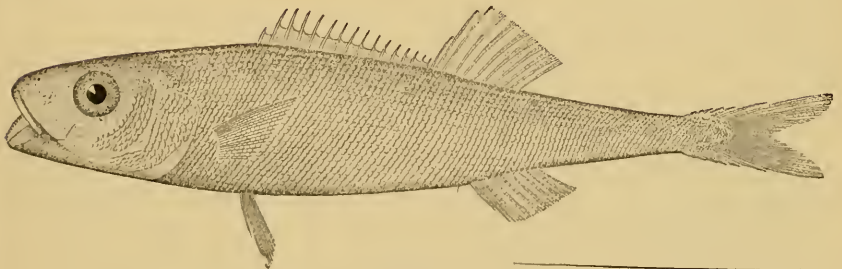




409



410

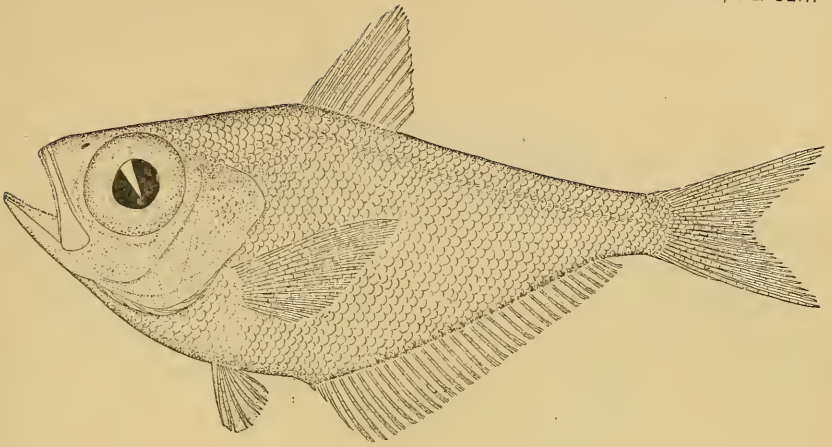


411


409. ZAPRORA SILENUS. (P. 2850.)  
410. GRAMMICOLEPIS BRACHIUSCULUS. (P. 974.)  
411. TETRAGONURUS CUVIERI. (P. 976.)







412



413




414

412. PEMPHERIS MULLERI. (P. 978.)


413. PEMPHERIS POEYI. (P. 979.)

414. ELASSOMA EVERGLADEL. (P. 982.)






415




416

415. POMOXIS ANNULARIS. (P. 987.)  
416. POMOXIS SPAROIDES. (P. 987.)





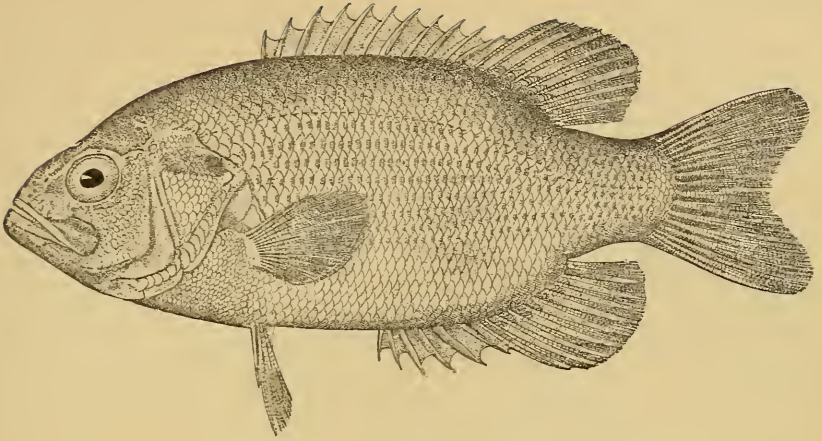
417



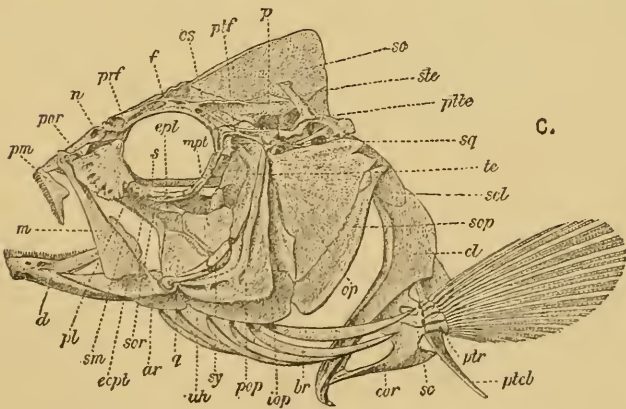
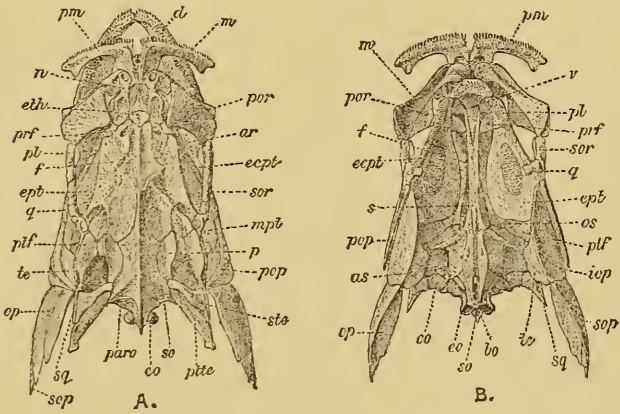
418

417. *CENTRARCHUS MACROPTERUS*. (P. 988.)  
418. *ACANTHARCHIUS POMOTIS*. (P. 989.)






419




419. AMBLOPLITES RUPESTRIS. (P. 990.)  
 A, B, C. SKULL OF AMBLOPLITES RUPESTRIS. (P. 990.)








420




421

420. *ARCHOPLITES INTERRUPTUS*. (P. 991.)  
421. *CHLENOBRYTTUS GULOSUS*. (P. 992.)






422



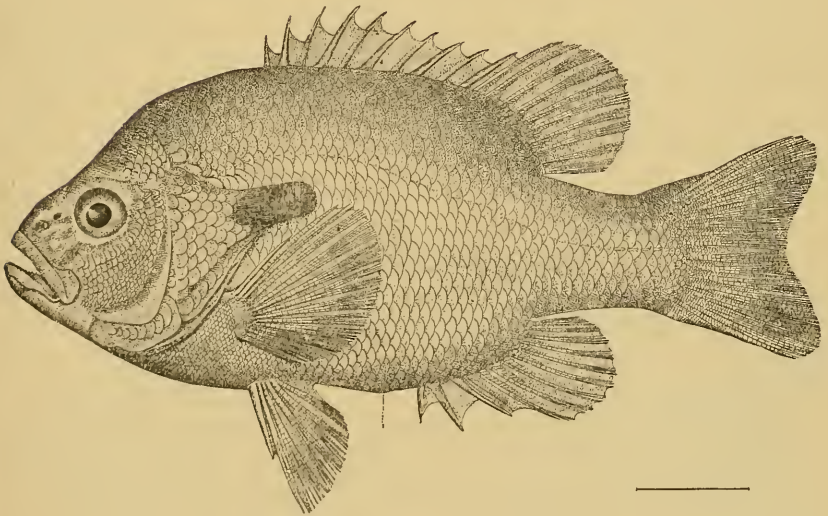
423

422. ENNEACANTHUS GLORIOSUS. (P. 993.)  
423. MESOGONISTIUS CHLETODON. (P. 995.)

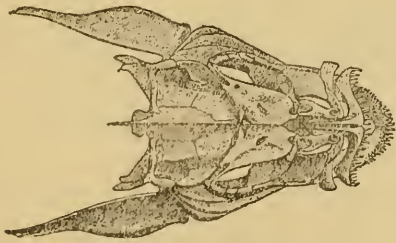




424



425




425a

424. *APOMOTIS SYMMETRICUS*. (P. 998.)


425. *LEPOMIS AURITUS*. (P. 1001.)

425a. SKULL OF *LEPOMIS AURITUS*. (P. 1001.)





426




427


426. LEPOMIS MEGALOTIS. (P. 1002.)  
427. LEPOMIS PALLIDUS. (P. 1005.)







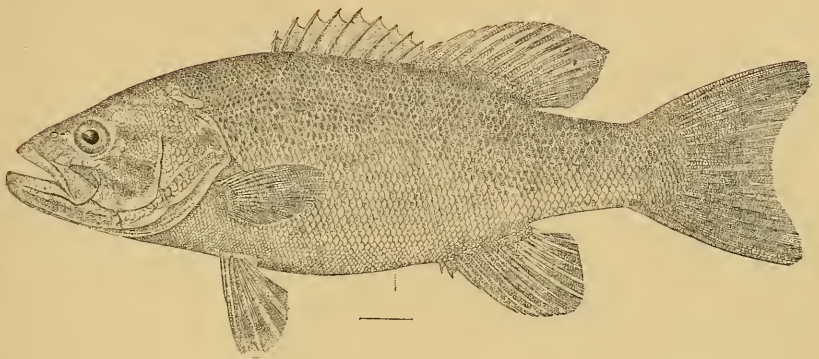
428



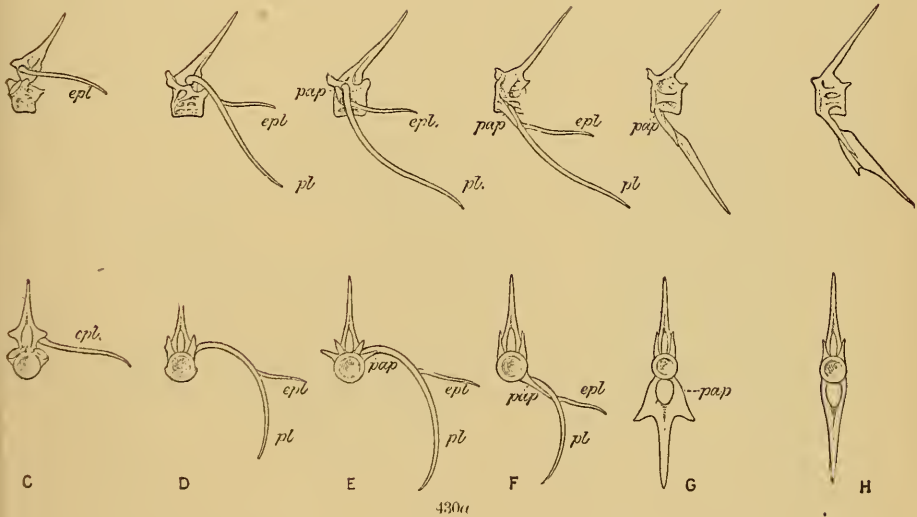
429

428. *EUPOMOTIS EURYPORUS*. (P. 1008.)  
429. *EUPOMOTIS GIBBOSUS*. (P. 1009.)






430



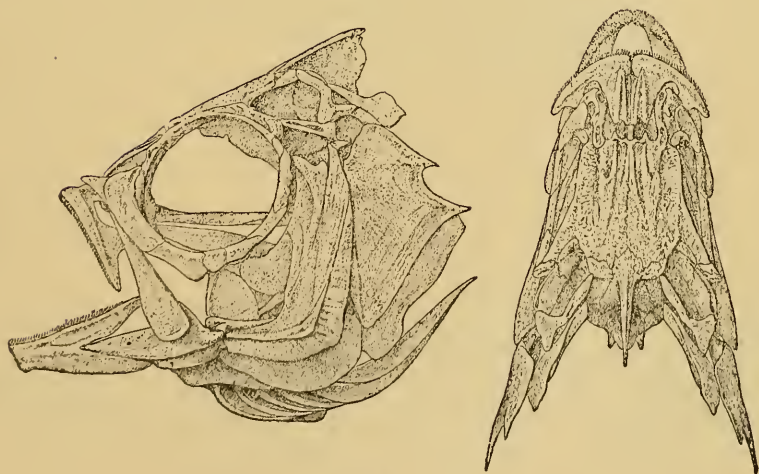
430a

430. MICROPTERUS DOLOMIEU. (P. 1011.)  
430a. VERTEBRE OF MICROPTERUS DOLOMIEU. (P. 1011.)





431




432

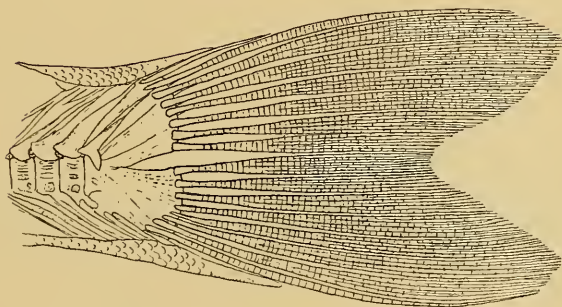
431. *MICROPTERUS SALMOIDES*. (P. 1012.)

432. SKULL OF *KUHLIA RUPESTRIS*.

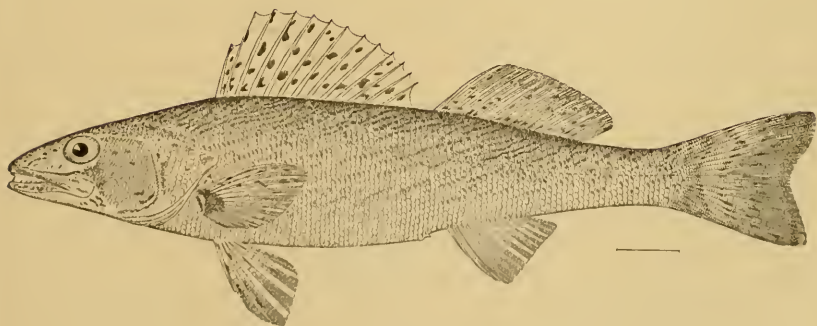




433



433a




434

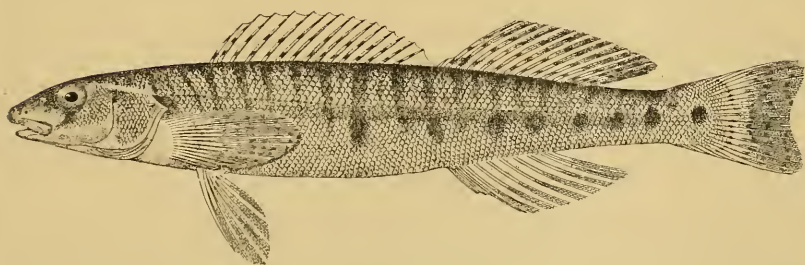
433. STIZOSTEDION VITREUM. (P. 1021.)  
433a. TAIL OF STIZOSTEDION VITREUM. (P. 1021.)  
434. STIZOSTEDION CANADENSE. (P. 1022.)



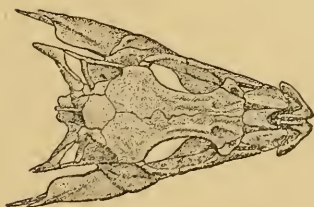




435



436



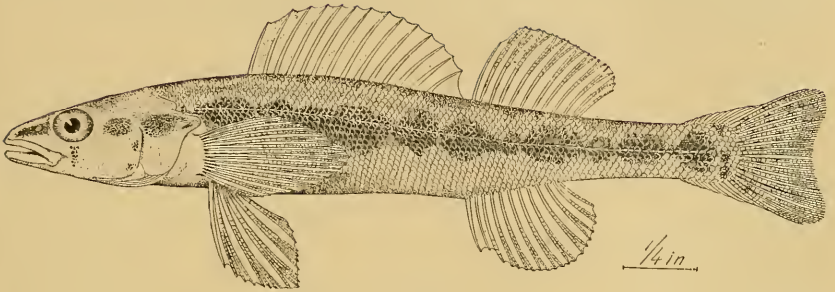
436a

435. PERCA FLAVESCENS. (P. 1023.)

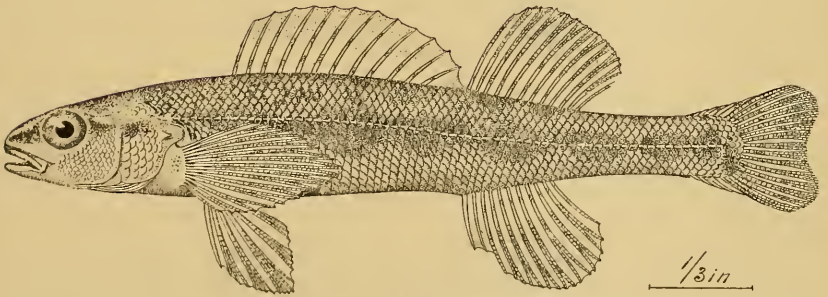
436. PERCINA CAPRODES. (P. 1026.)

436a. SKULL OF PERCINA CAPRODES. (P. 1026.)





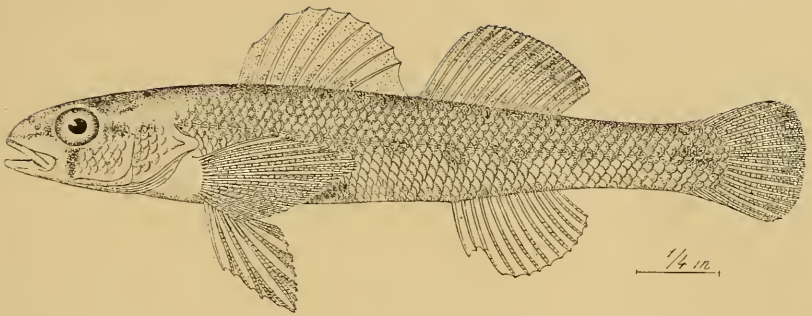
437



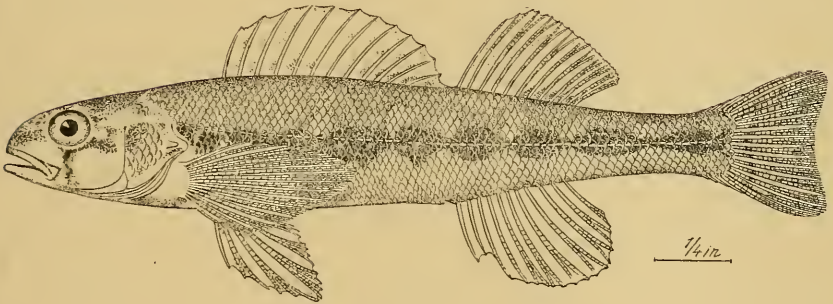
438

437. *HADROPTERUS MACROCEPHALUS*. (P. 1031.)  
438. *HADROPTERUS ASPRO*. (P. 1032.)

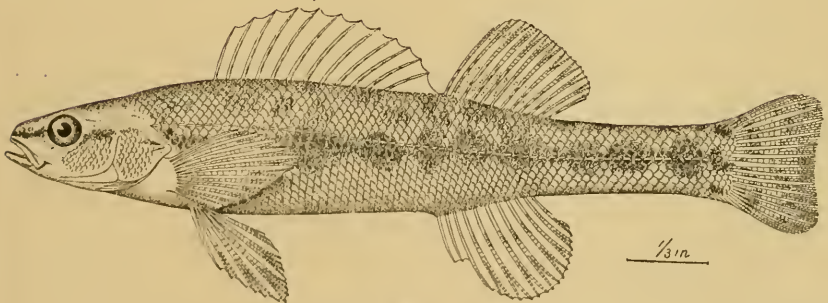




439



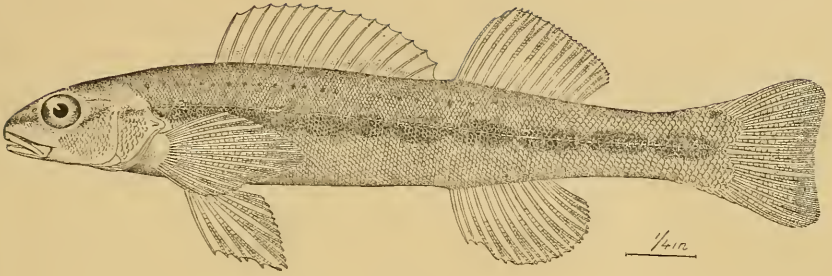
440



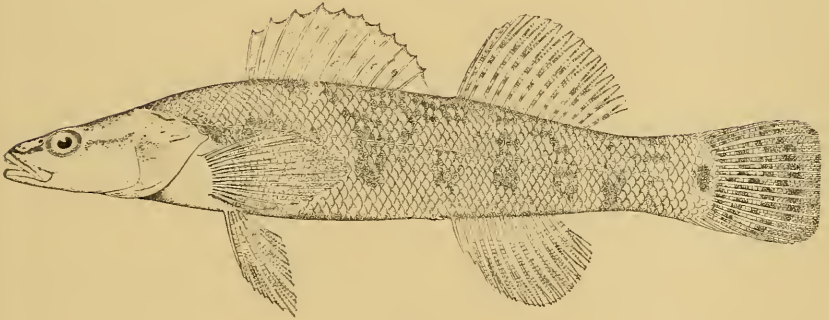
441

439. HADROPTERUS GUNTHERI. (P. 1033.)  
440. HADROPTERUS EVIDES. (P. 1036.)  
441. HADROPTERUS SCIERUS. (P. 1037.)

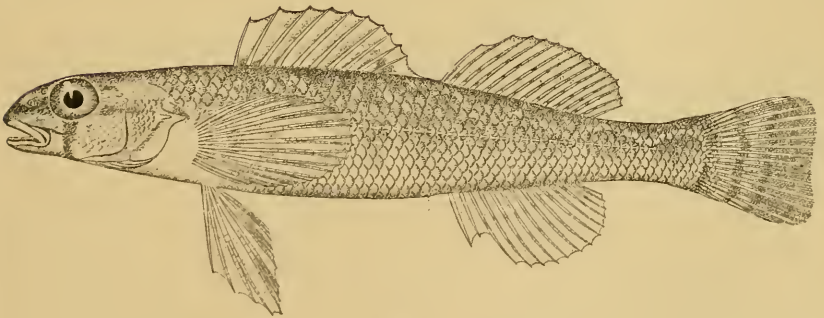




442



443

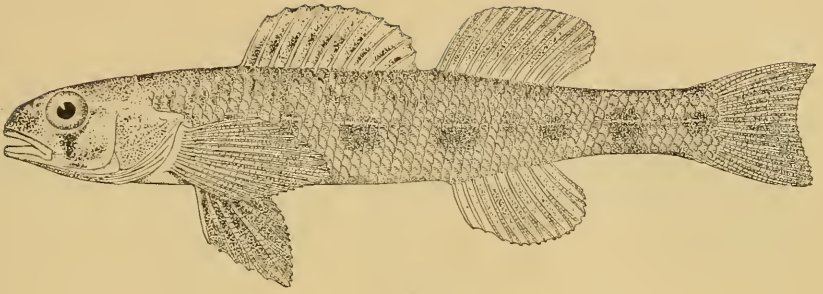


444

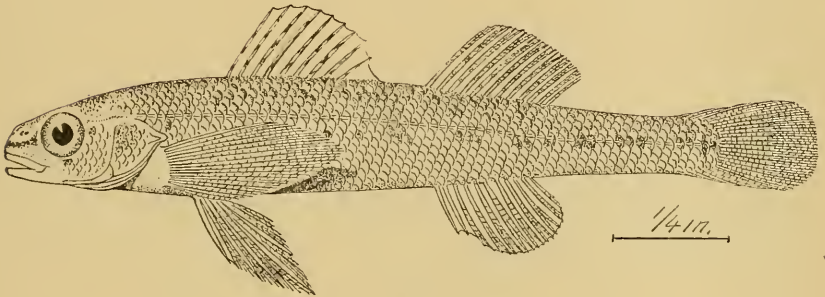
- 442. *HYPHOMUS AURANTIACUS*. (P. 1040.)
- 443. *HYPHOMUS SPILOTUS*. (P. 1043.)
- 444. *COTTOGASTER SHUMARDI*. (P. 1046.)



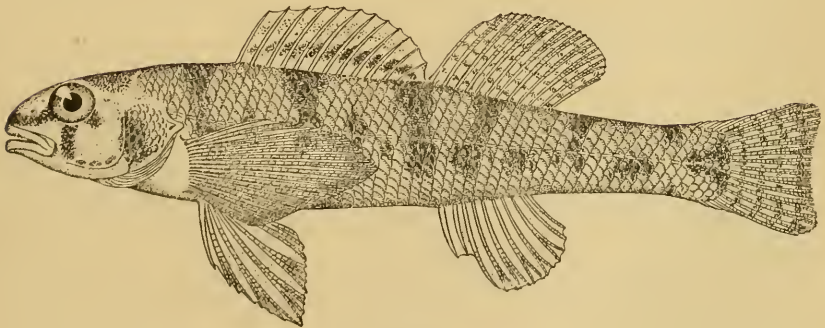




445



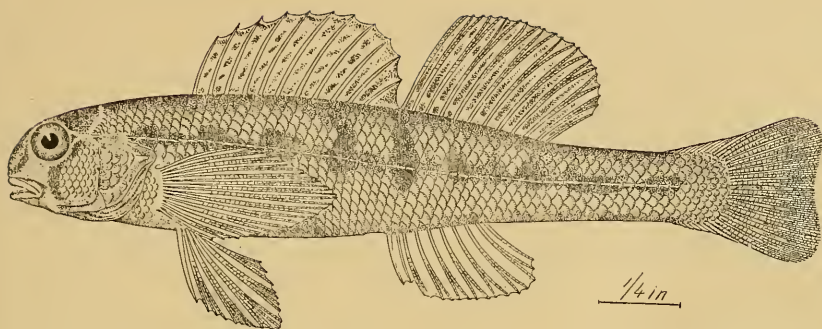
446



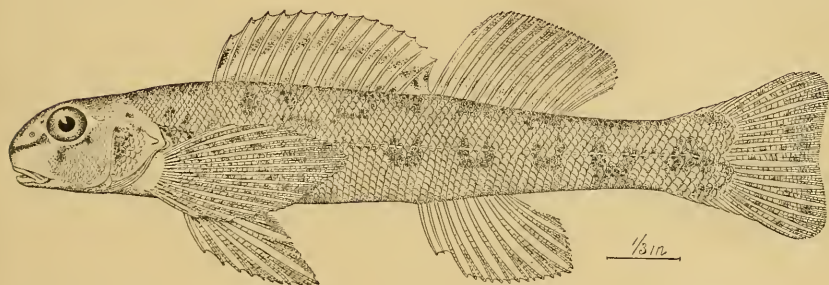
447

445. COTTOGASTER CHENEYI. (P. 2851.)  
446. ULOCENTRA GILBERTI. (P. 1049.)  
447. ULOCENTRA MEADLEY. (P. 2852.)

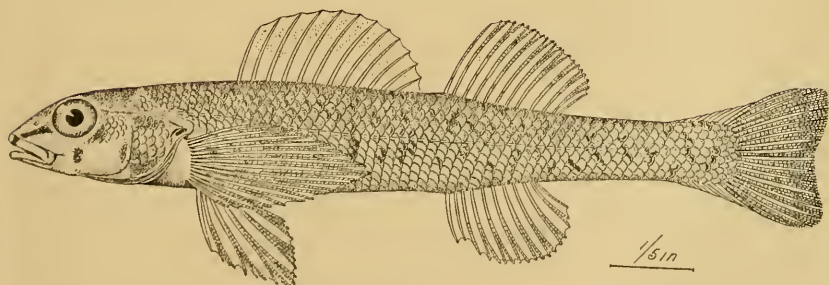




448



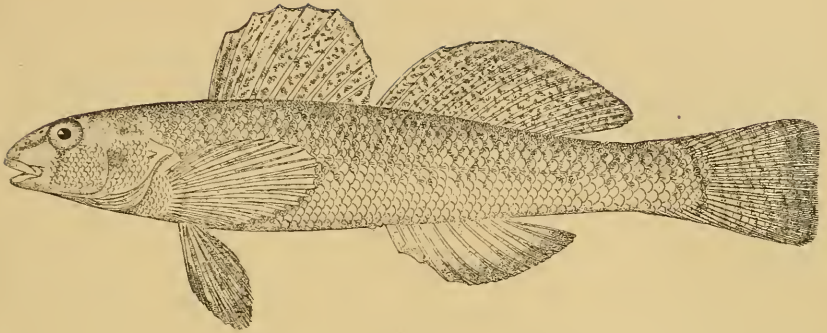
449




450

448. *ULOCENTRA SIMOTERA*. (P. 1051.)  
449. *DIPLESION BLENNOIDES*. (P. 1053.)  
450. *BOLEOSOMA NIGRUM*. (P. 1056.)

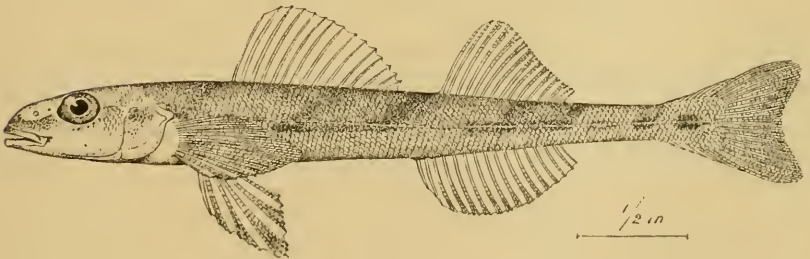




451



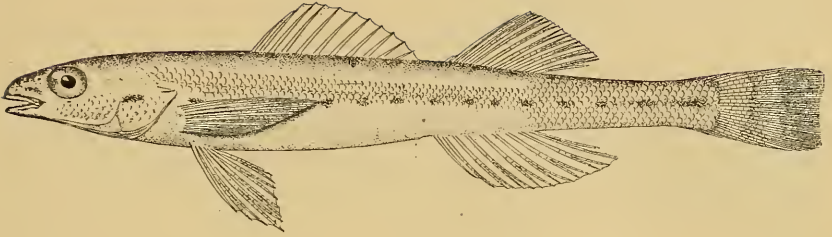
452



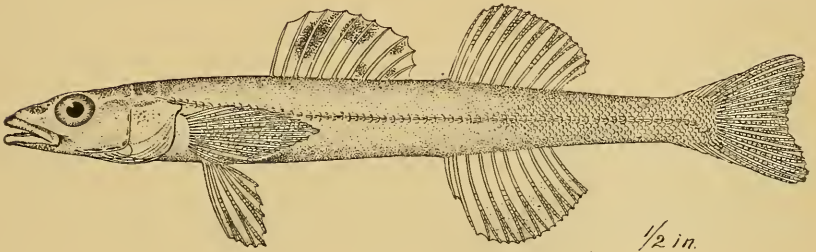
453

451. *BOLEOSOMA NIGRUM OLMSTEDI*. (P. 1057.)  
452. *BOLEOSOMA CAMURUM*. (P. 1060.)  
453. *CRYSTALLARIA ASPRELLA*. (P. 1061.)

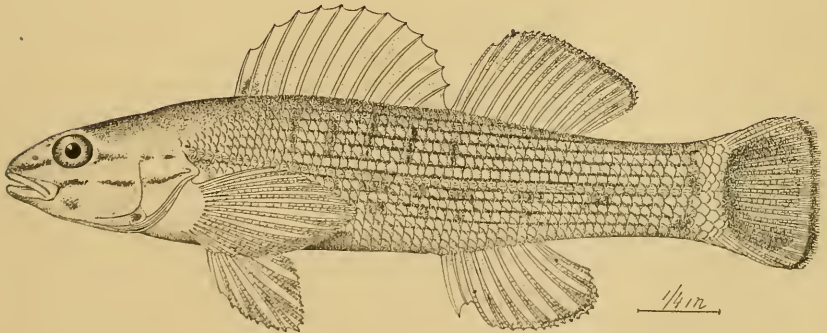




454



455



456

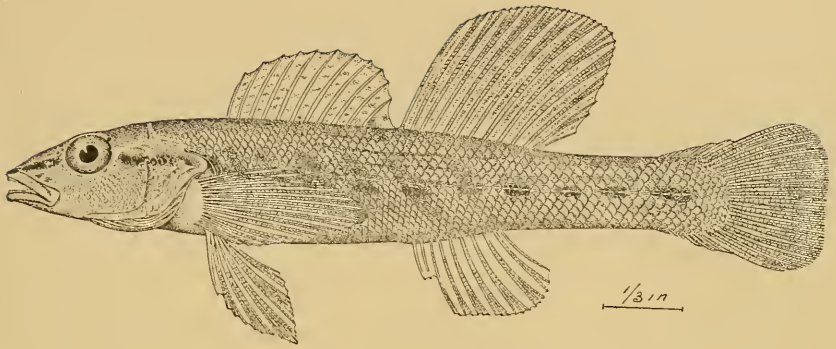
454. AMMOCRYPTA PELLUCIDA CLARA. (P. 1063.)

455. AMMOCRYPTA BEANII. (P. 1064.)

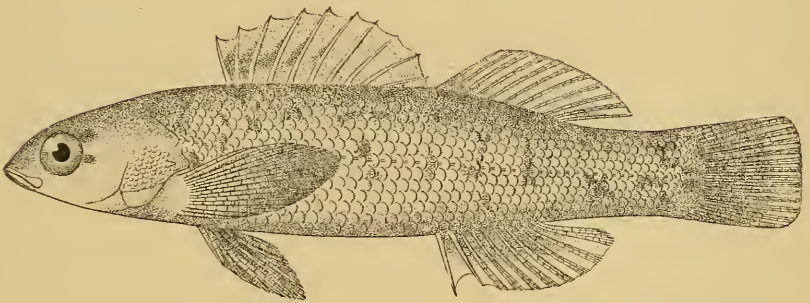
456. ETHEOSTOMA CAMURUM. (P. 1076.)



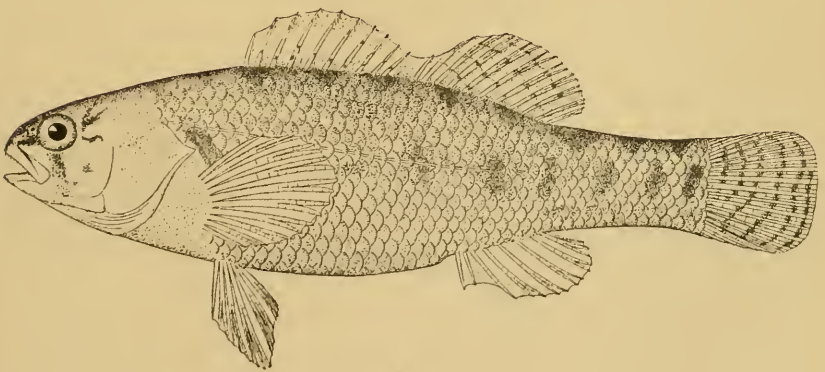




457



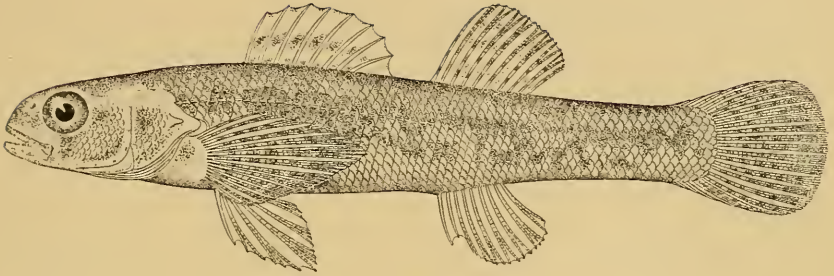
458



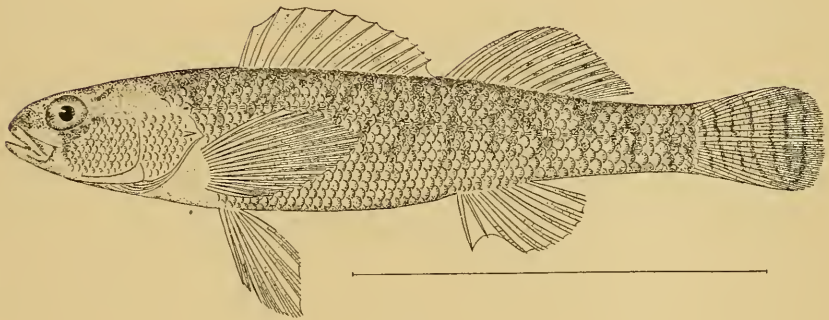
459

457. *ETHEOSTOMA CINEREUM*. (P. 1078.)  
458. *ETHEOSTOMA JORDANI*. (P. 1079.)  
459. *ETHEOSTOMA POTTSIL*. (P. 1082.)

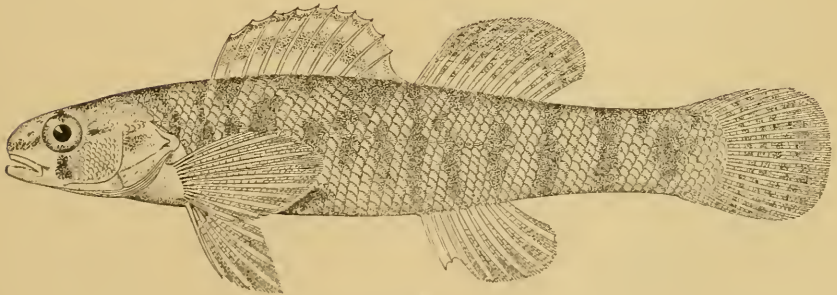




460



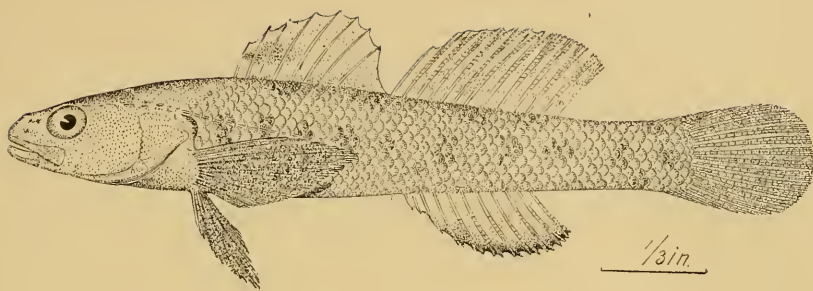
461



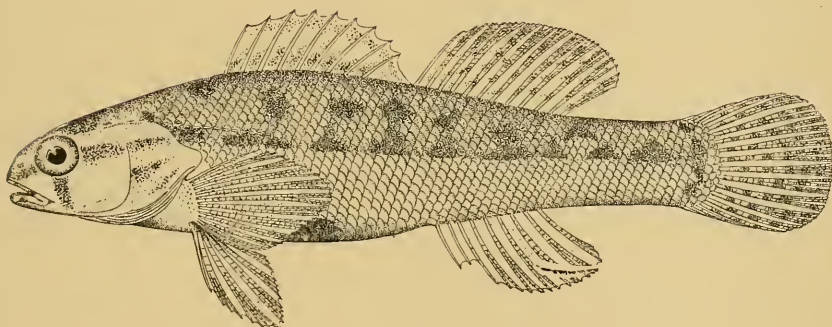
462

460. *ETHEOSTOMA IOWE*. (P. 1083.)  
461. *ETHEOSTOMA JESSIE*. (P. 1084.)  
462. *ETHEOSTOMA LEPIDOGENYS*. (P. 1087.)

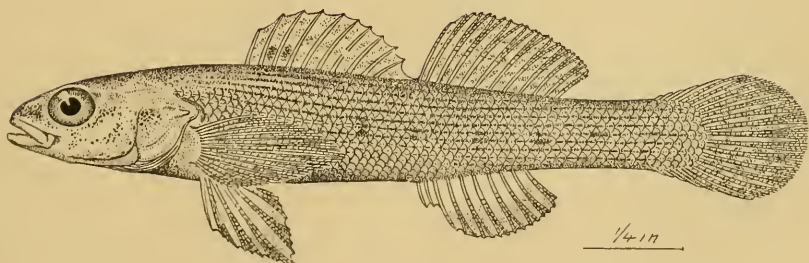




463



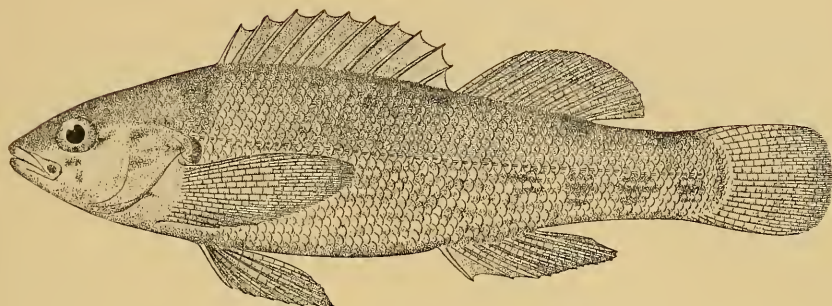
464



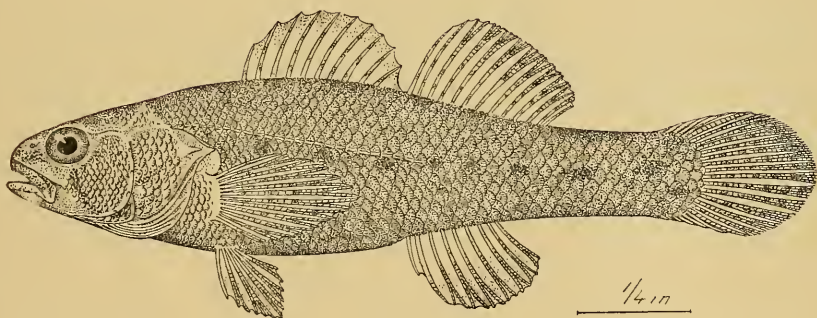
465

463. *ETHEOSTOMA OBEYENSE*. (P. 1092.)464. *ETHEOSTOMA PAGEL*. (P. 1092.)465. *ETHEOSTOMA VIRGATUM*. (P. 1093.)






466



467

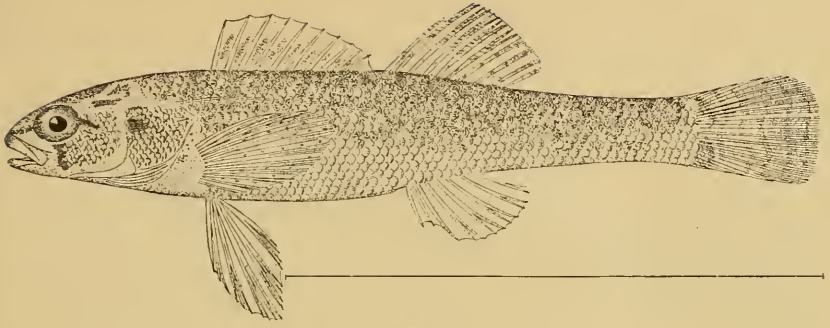


468


466. *ETHEOSTOMA JULIE*. (P. 1093.)  
467. *PSYCHROMASTER TUSCUMBIA*. (P. 1100.)  
468. *COPELANDELLUS QUIESCENS*. (P. 1100.)



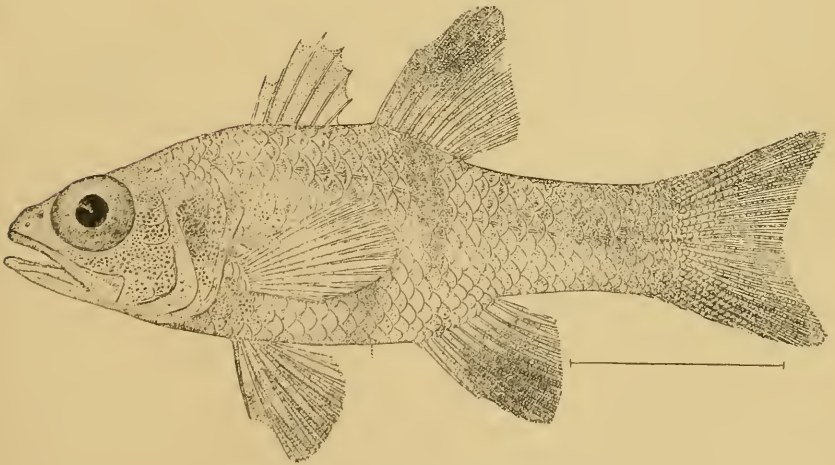




469



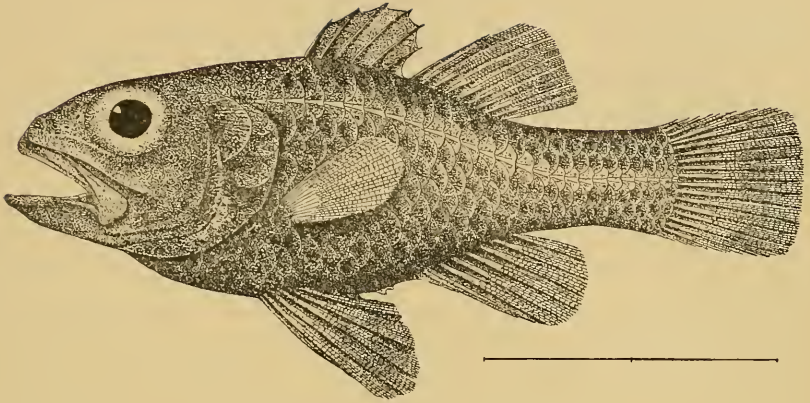
470




471

469. *BOLEICHTHYS FUSIFORMIS*. (P. 1101.)  
470. *MICROPERCA FONTICOLA*. (P. 1104.)  
471. *APOGON RETROSELLA*. (P. 1108.)






472



473

472. *APOGON PIGMENTARIUS*. (P. 1109.)  
473. *APOGONICHTHYS ALUTUS*. (P. 1110.)





474



475



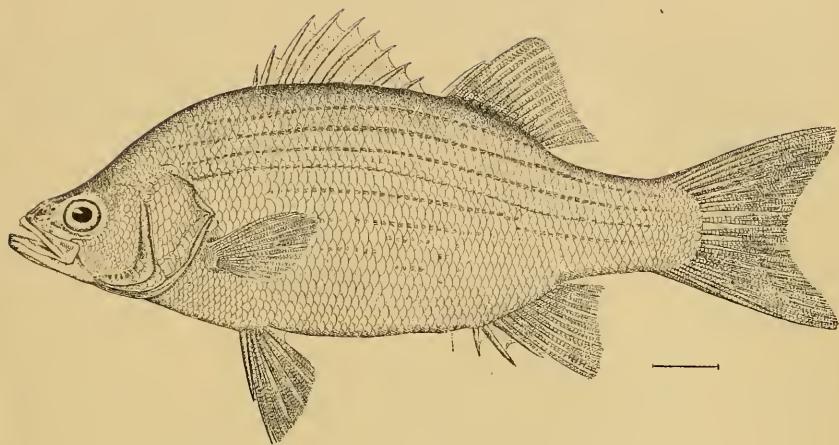
476

474. CHEILODIPTERUS AFFINIS. (P. 1113.)


475. HYPOCLYDONIA BELLA. (P. 1115.)

476. CENTROPOMUS UNDECIMALIS. (P. 1118.)





477




478

477. *ROCCUS CHRYSOPS*. (P. 1132.)  
478. *ROCCUS LINEATUS*. (P. 1132.)

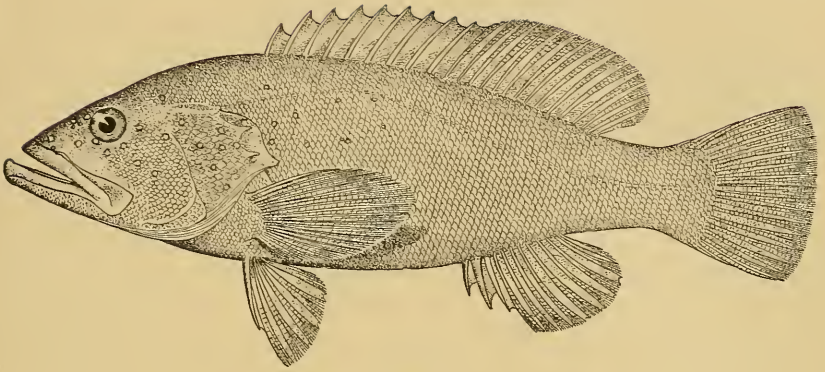







479. *MORONE AMERICANA*. (P. 1134.)  
480, 480a. SKULL OF *POLYPRION AMERICANUS*. (P. 1139.)





481



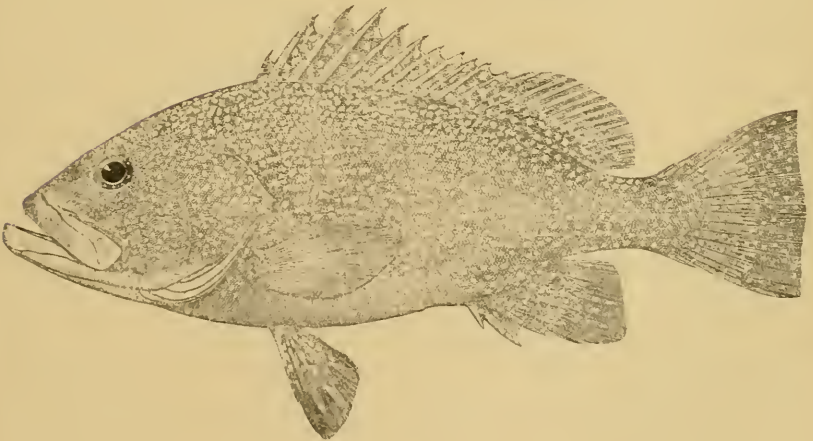
482

481. *BODIANUS FULVUS PUNCTATUS*. (P. 1146.)  
482. *EPINEPHELUS ADSCENSIONIS*. (P. 1152.)





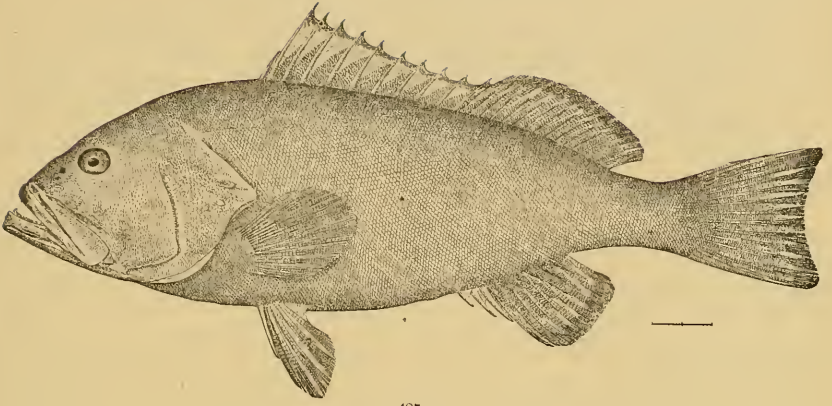
483




484

483. *EPINEPHELUS STRIATUS*. (P. 1157.)  
484. *EPINEPHELUS DRUMMOND-HAYI*. (P. 1159.)





485

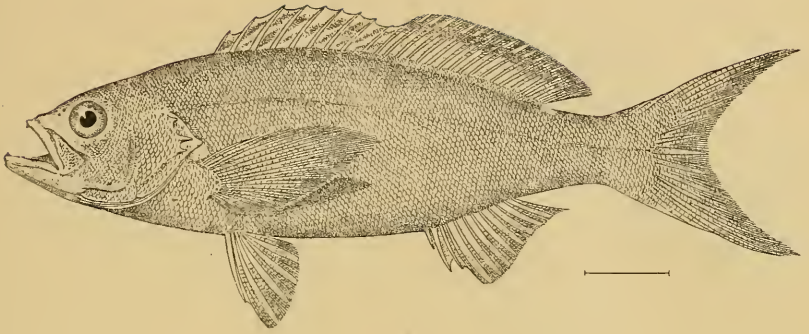


486

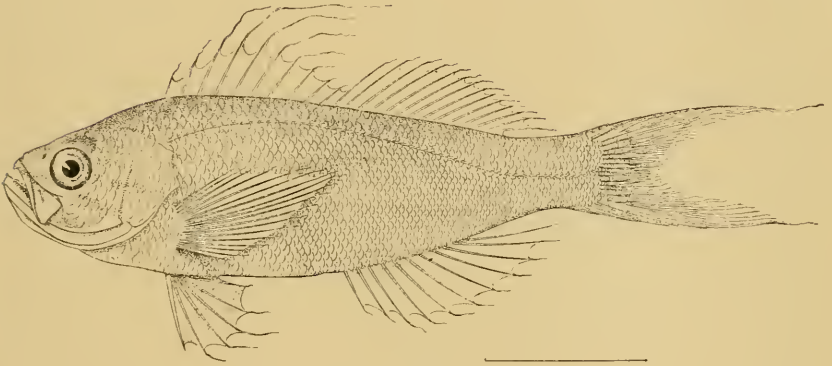
485. EPINEPHELUS MORIO. (P. 1160.)  
486. GARRUPA NIGRITA. (P. 1161.)







504




505



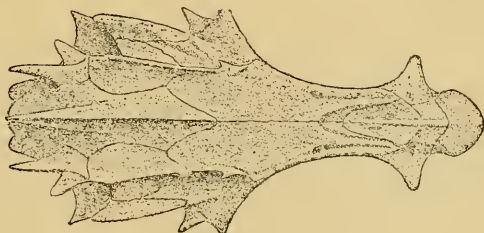
506

504. *PARANTHIAS FURCIFER*. (P. 1221.)  
505. *HEMIANTHIAS VIVANUS*. (P. 1223.)  
506. *PRONOTOGRAMMUS MULTIFASCIATUS*. (P. 1226.)

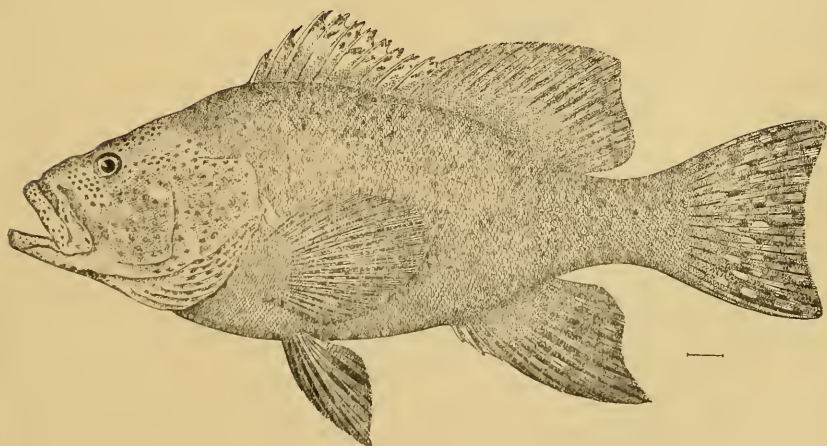




488




488a




489

488. *ALPHESTES AFER*. (P. 1164.)  
488a. SKULL OF *ALPHESTES AFER*. (P. 1164.)  
489. *DERMATOLEPIS ZANCLUS*. (P. 2854.)





490



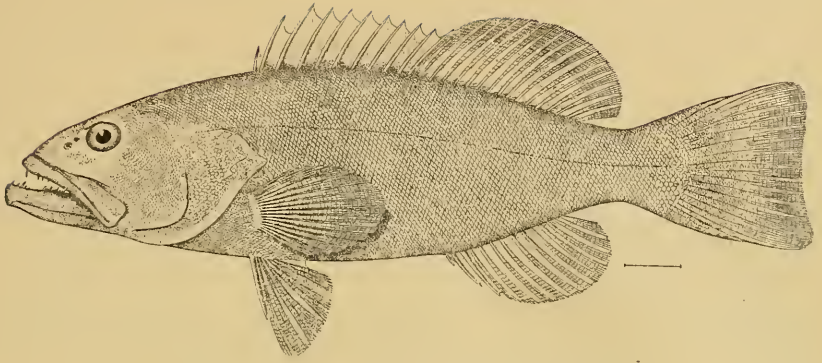
491




492

490. MYCTEROPERCA BOULENGERI. (P. 1171.)  
491. MYCTEROPERCA VENENOSA. (P. 1172.)  
492. SKULL OF MYCTEROPERCA BONACI. (P. 1174.)





493



494




495

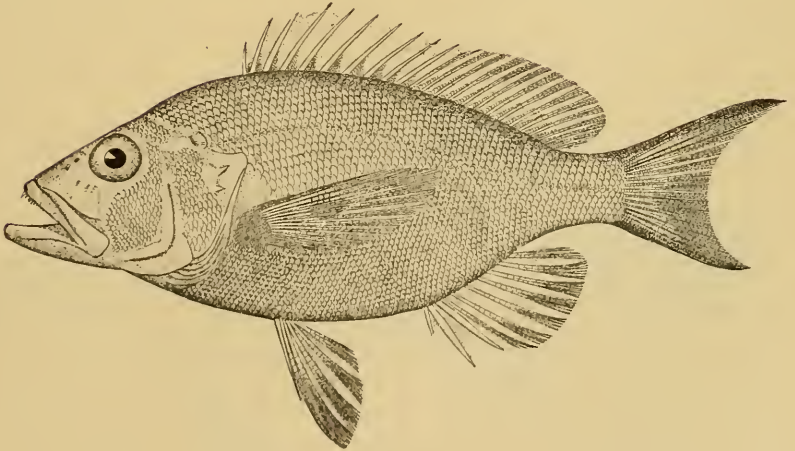
493. MYCTEROPERCA JORDANI. (P. 1176.)  
494. MYCTEROPERCA MICROLEPIS. (P. 1177.)  
495. MYCTEROPERCA FALCATA PHENAX. (P. 1185.)








496



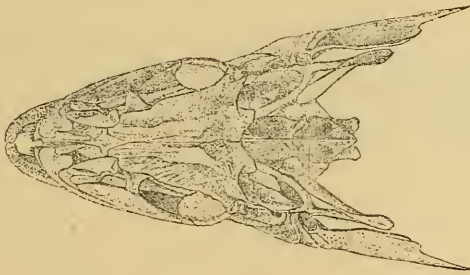
497

496. HYPOPLECTRUS UNICOLOR NIGRICANS. (P. 1193.)  
497. HYPOPLECTRUS GEMMA. (P. 1193.)

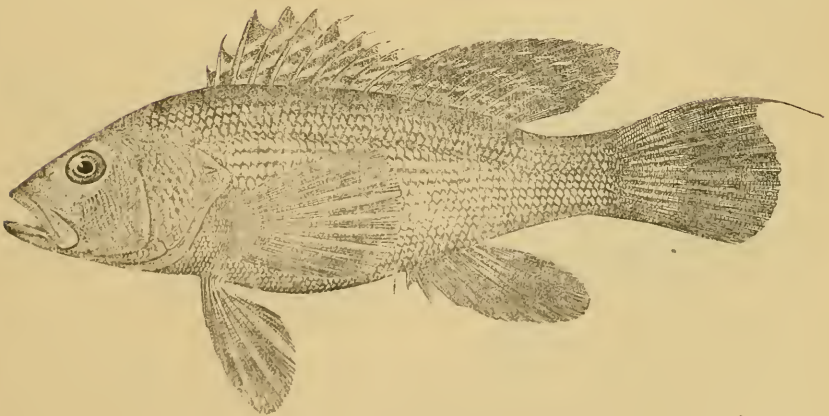




498



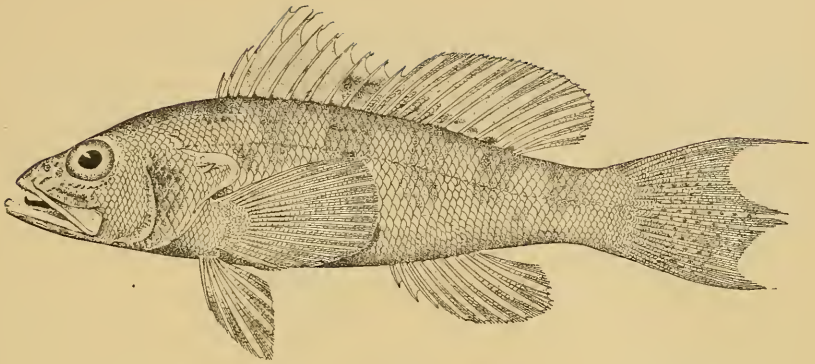
499



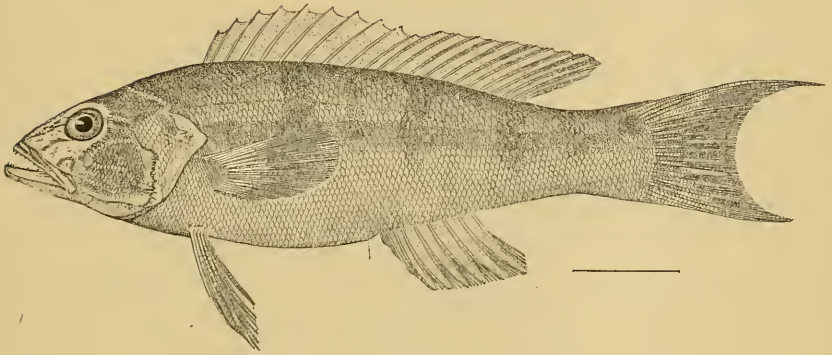
500

498. *PARALABRAX MACULATOFASCIATUS*. (P. 1196.)  
499. *PARALABRAX HUMERALIS*. (P. 1196.)  
500. *CENTROPRISTES STRIATUS*. (P. 1199.)

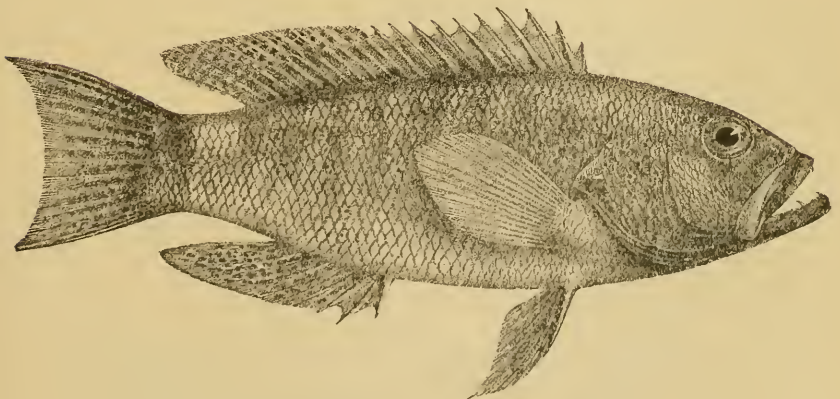




501



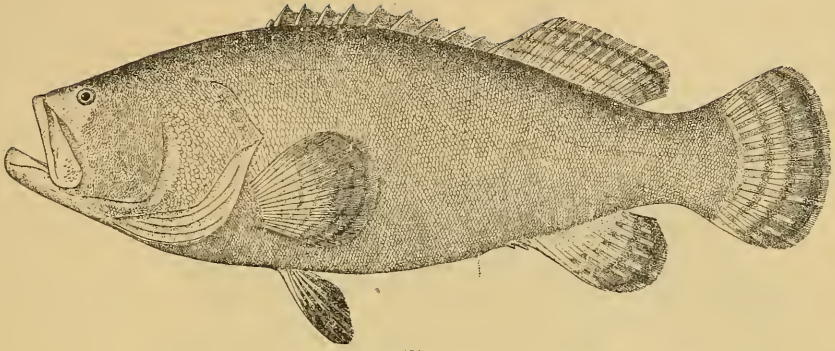
502



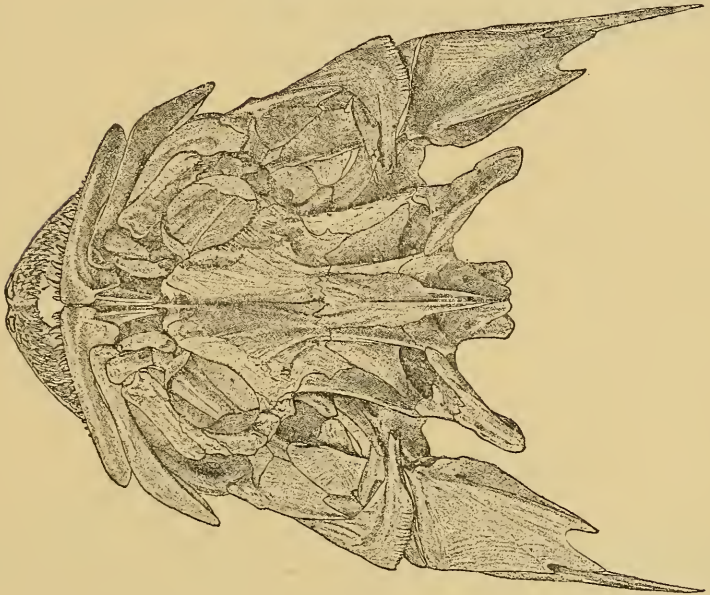
503

501. *CENTROPRISTES PHILADELPHICUS*. (P. 1201.)  
502. *DIPLECTRUM FORMOSUM*. (P. 1207.)  
503. *PRIONODES BULLERI*. (P. 1213.)

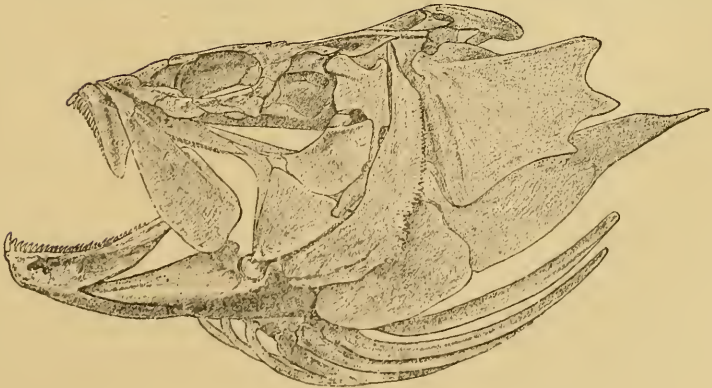




487



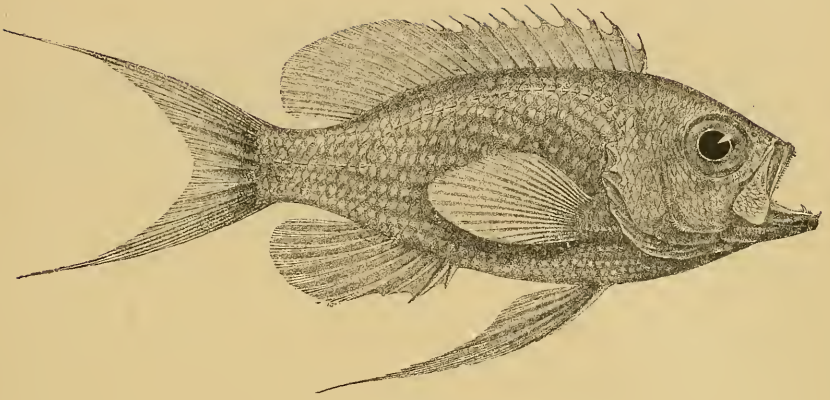
487a



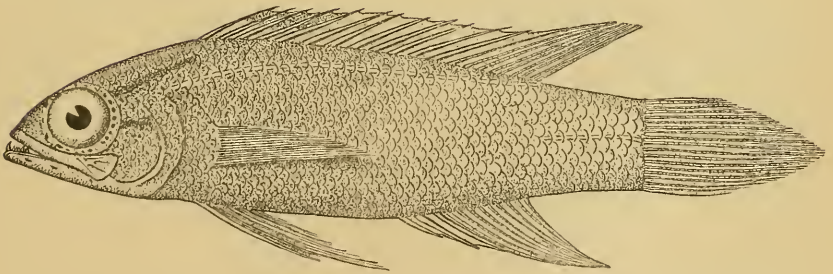
487b







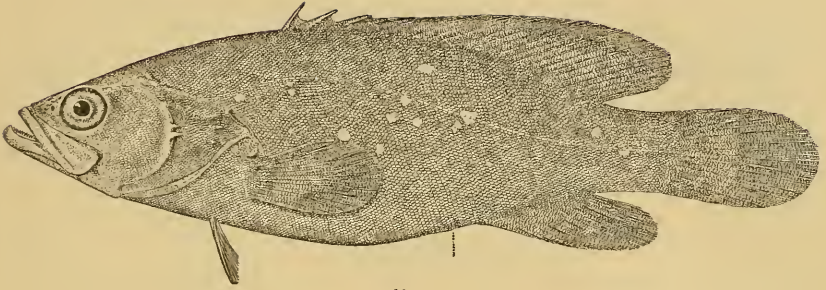
507




508

507. ANTHIAS ASPERILINGUIS. (P. 1227.)  
508. GRAMMA LORETO. (P. 1229.)





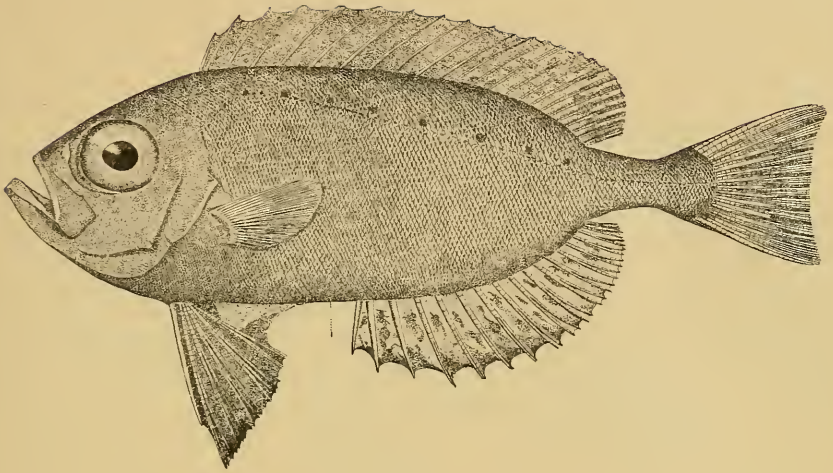
509




510

509. RYPTICUS BISTRISPINUS. (P. 1233.)  
510. LOBOTES SURINAMENSIS. (P. 1235.)






511



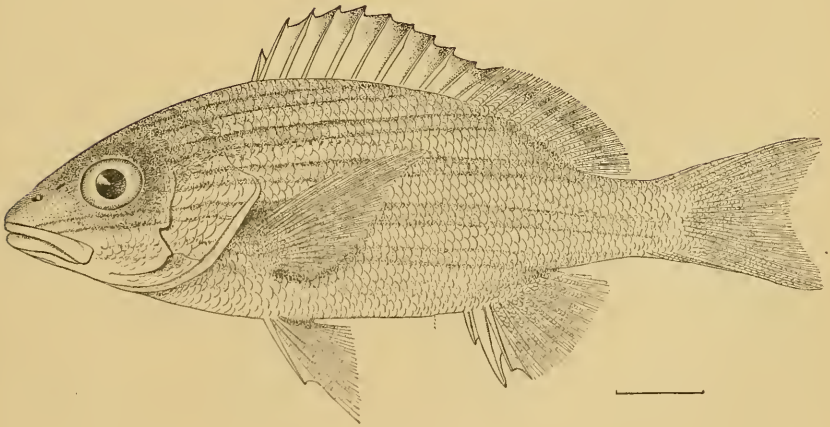
512

511. *PRIACANTHUS ARENATUS*. (P. 1237.)  
512. *PSEUDOPRIACANTHUS ALTUS*. (P. 1239.)





513

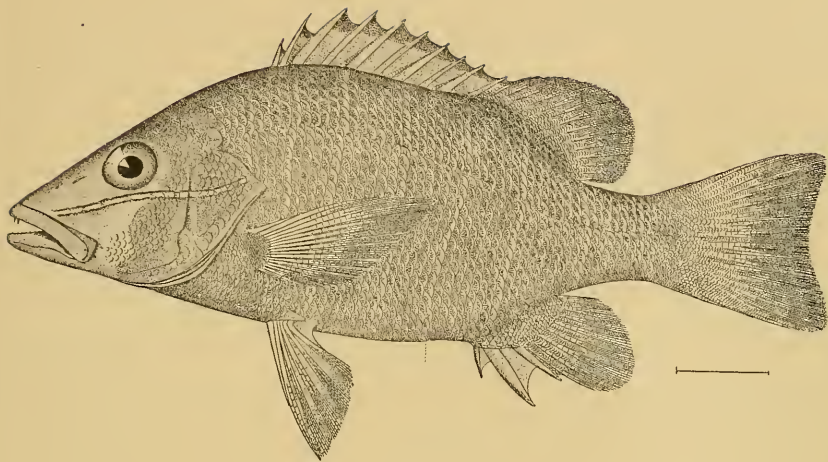


514

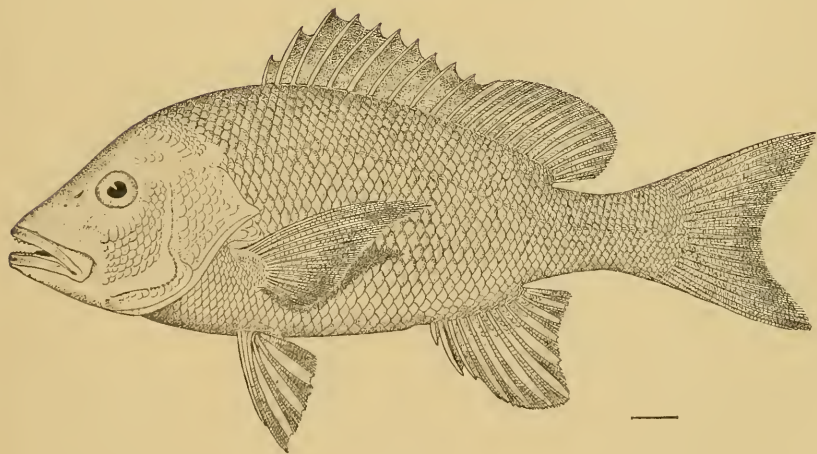
513. *HOPLOPAGRUS GUNTHERI*. (P. 1244.)  
514. *EVIOPLITES VIRIDIS*. (P. 1246.)








515



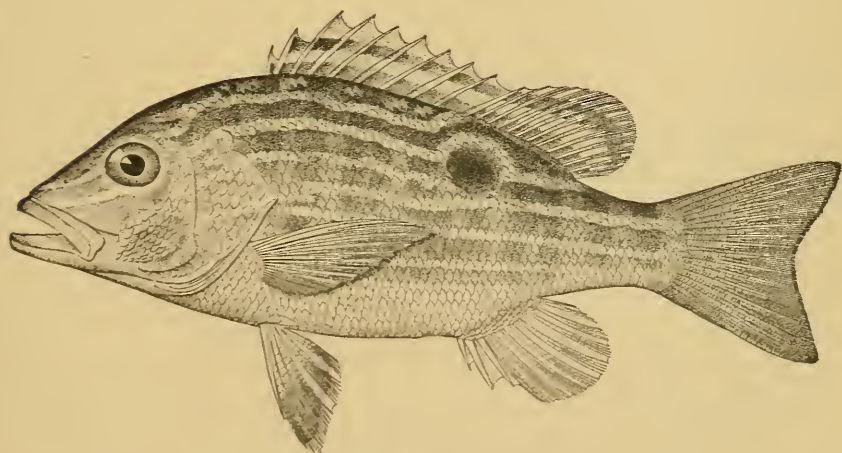
516

515. NEOMENIS APODUS. (P. 1258.)  
516. NEOMENIS AYA. (P. 1264.)





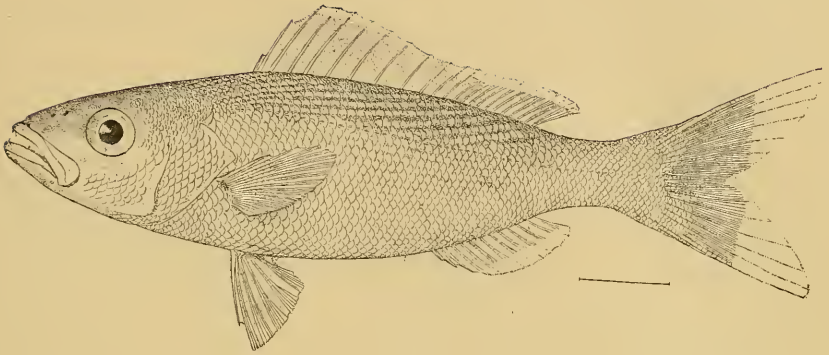
517




518

517. NEOMENIS ANALIS. (P. 1265.)  
518. NEOMENIS SYNAGRIS. (P. 1270.)





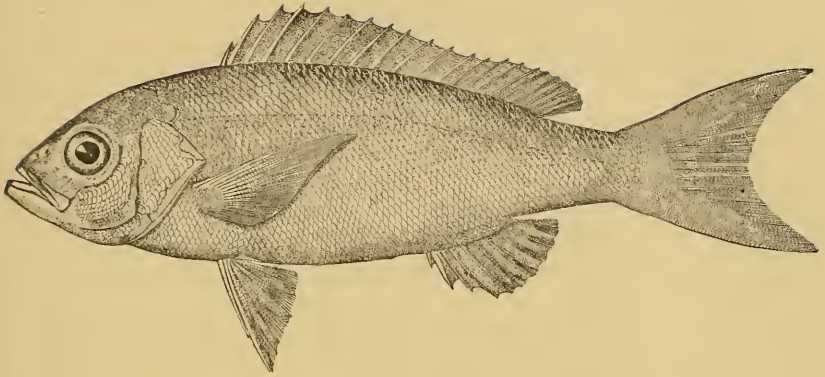
519



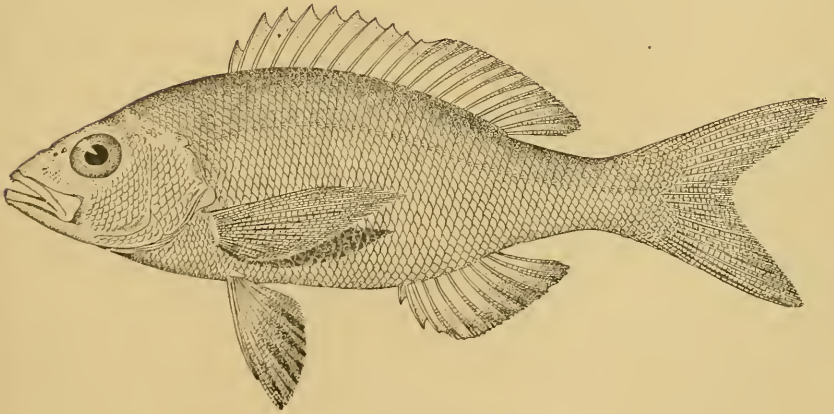
520

519. *RABIRUBIA INERMIS*. (P. 1274.)  
520. *OCYURUS CHRYSURUS*. (P. 1275.)





521

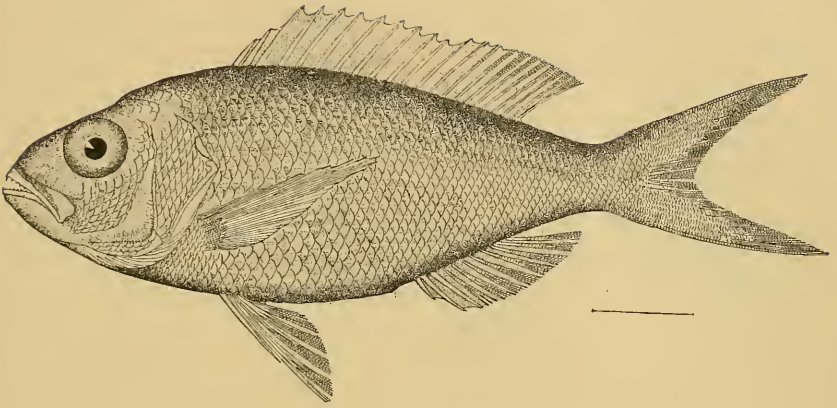


522

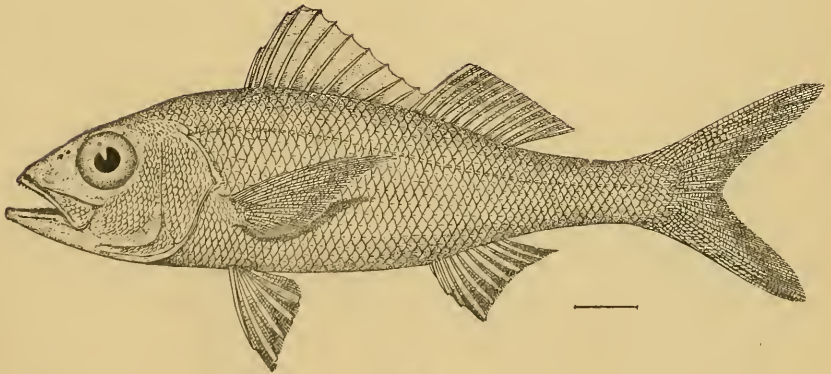
521. RHOMBOPLITES AURORUBENS. (P. 1277.)  
522. APSILUS DENTATUS. (P. 1278.)








523



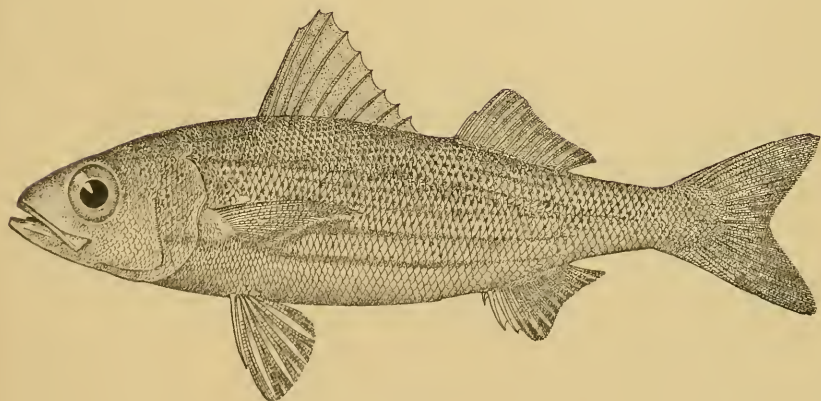
524

523. *APRION MACROPTHALMUS*. (P. 1280.)  
524. *ETELIS OCVLATUS*. (P. 1282.)





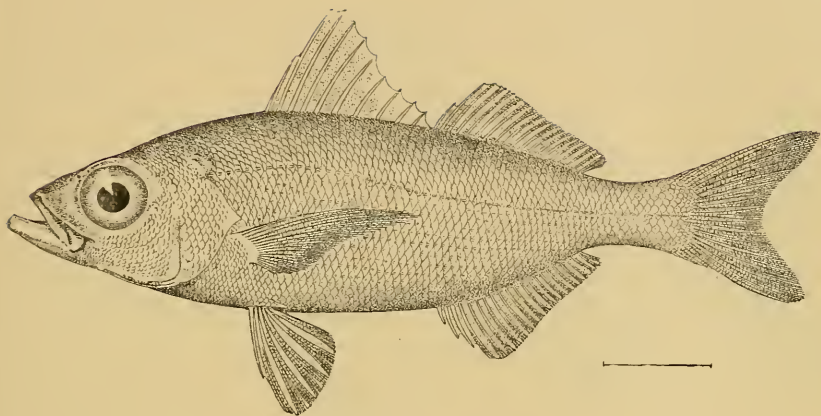
525



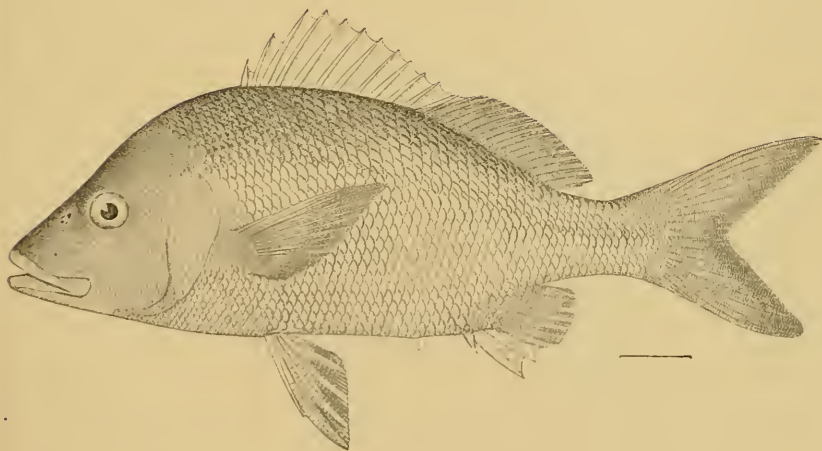
526

525. VERILUS SORDIDUS. (P. 1284.)  
526. XENOCYS JESSIE. (P. 1285.)





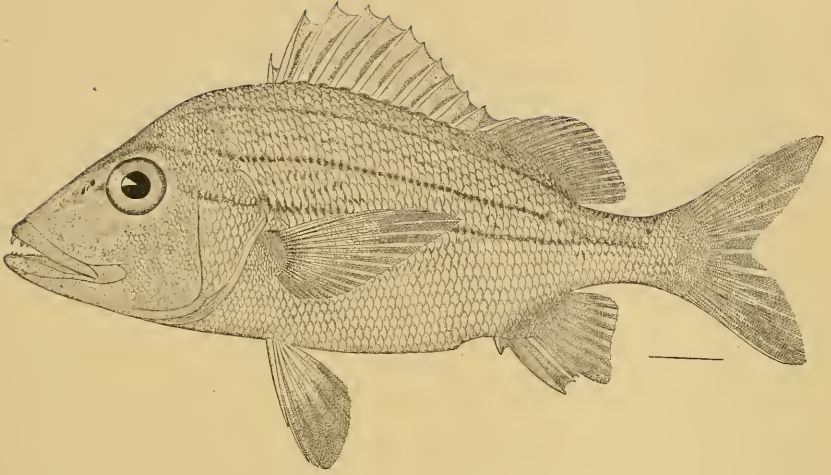
527




528

527. XENICHTHYS AGASSIZII. (P. 1287.)  
528. HEMULON ALBUM. (P. 1295.)





529




530

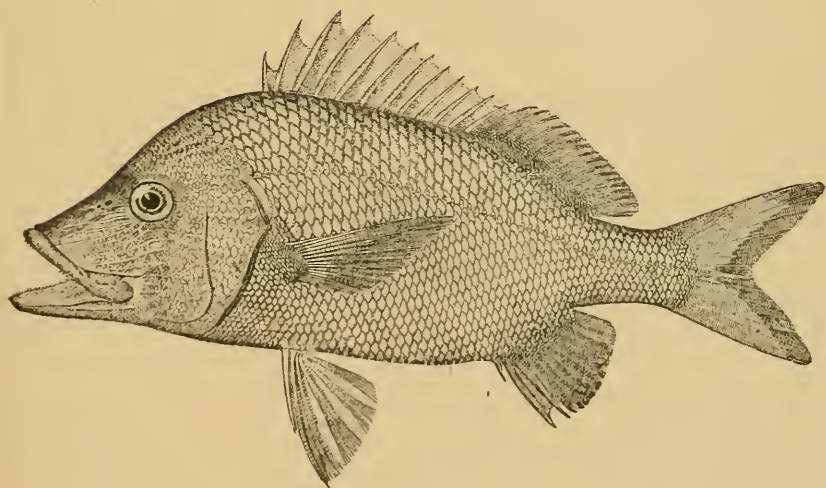
529. HEMULON MACROSTOMUM. (P. 1296.)  
530. HEMULON PARRA. (P. 1297.)








531



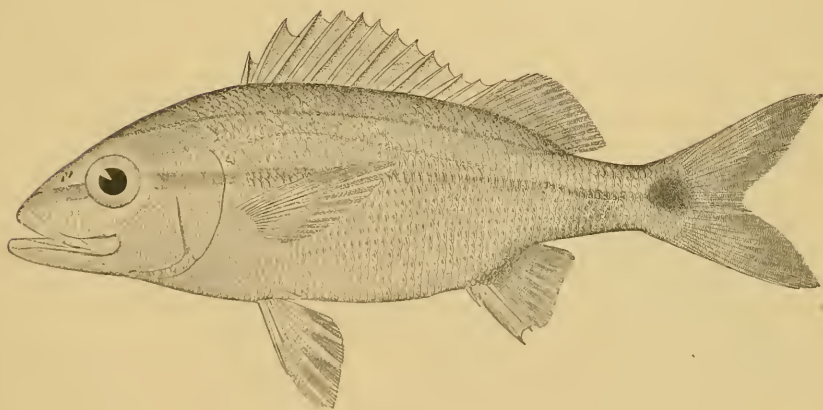
532

531. HEMULON SCIURUS. (P. 1303.)  
532. HEMULON PLUMIERI. (P. 1304.)





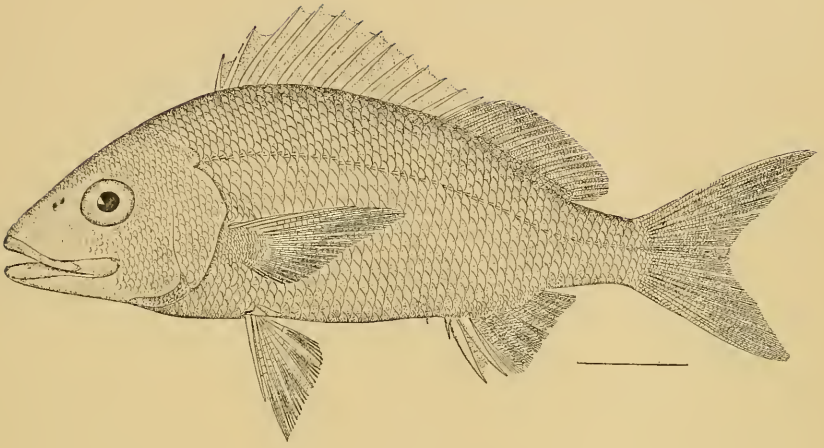
533



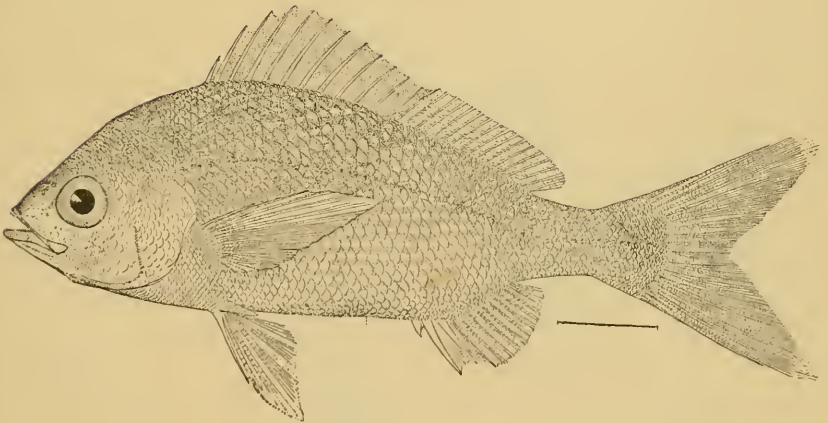
534

533. BRACHYGENYS CHRYSARGYREUS. (P. 1307.)  
534. BATHYSTOMA RIMATOR. (P. 1308.)





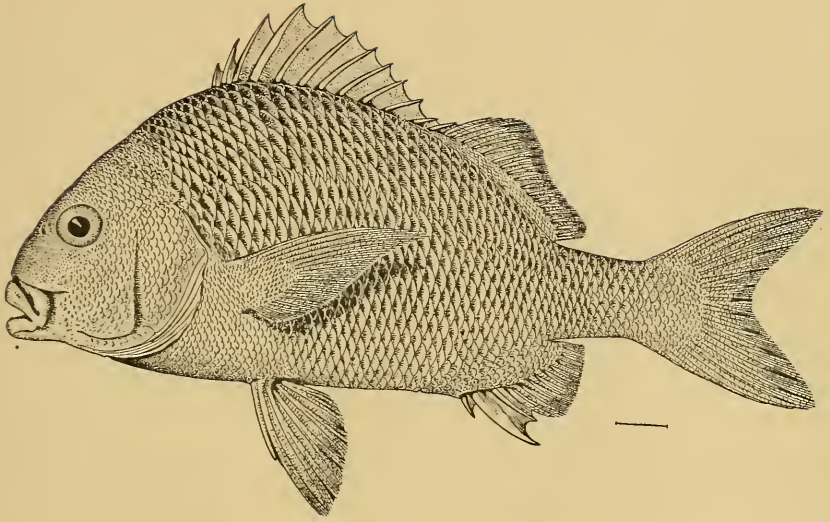
535




536

535. BATHYSTOMA AUROLINEATUM. (P. 1310.)  
536. LYTHRULON OPALESCENS. (P. 1312.)





537

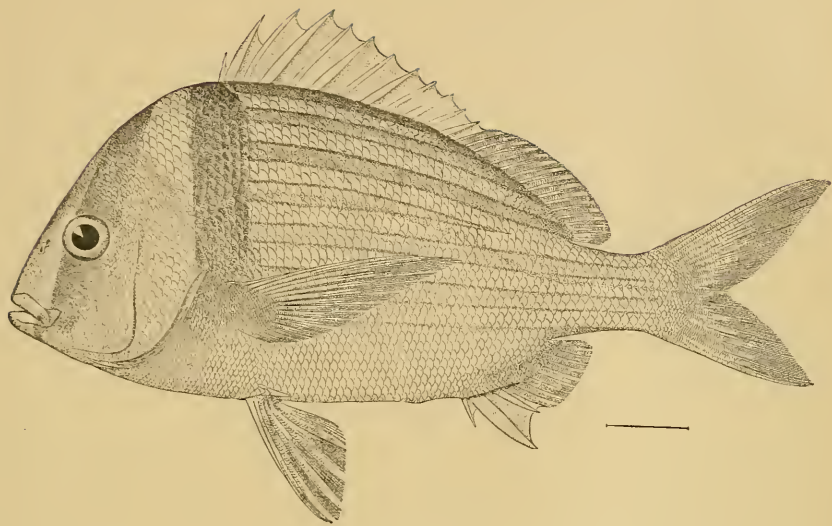


538

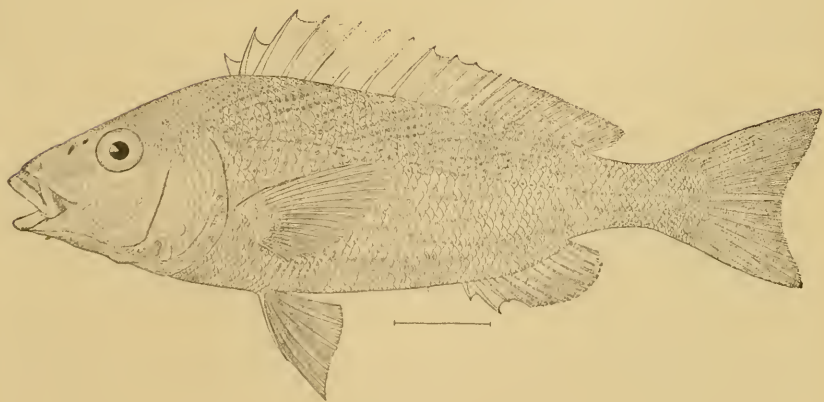
537. ANISOTREMUS SURINAMENSIS. (P. 1318.)  
538. ANISOTREMUS BILINEATUS. (P. 1319.)







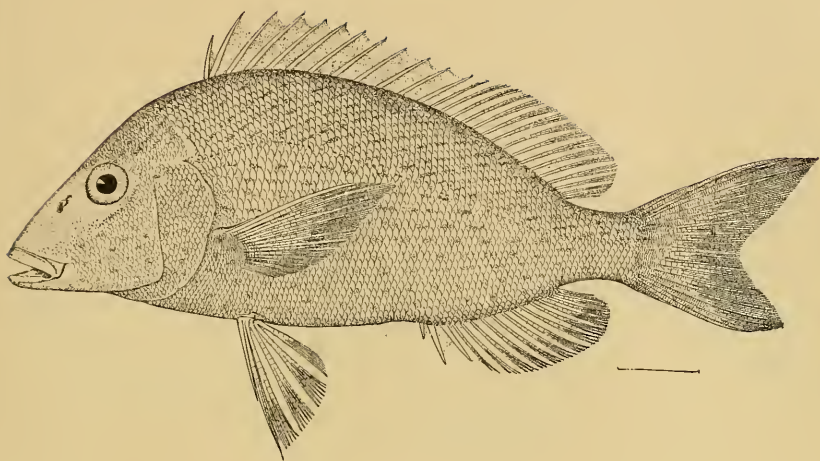
539



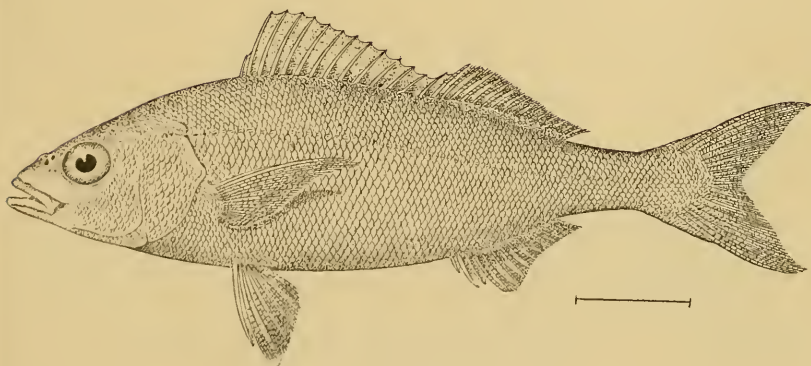
540

539. *ANISOTREMUS VIRGINICUS*. (P. 1322.)  
540. *ORTHOPRISTIS REDDINGI*. (P. 1336.)






541



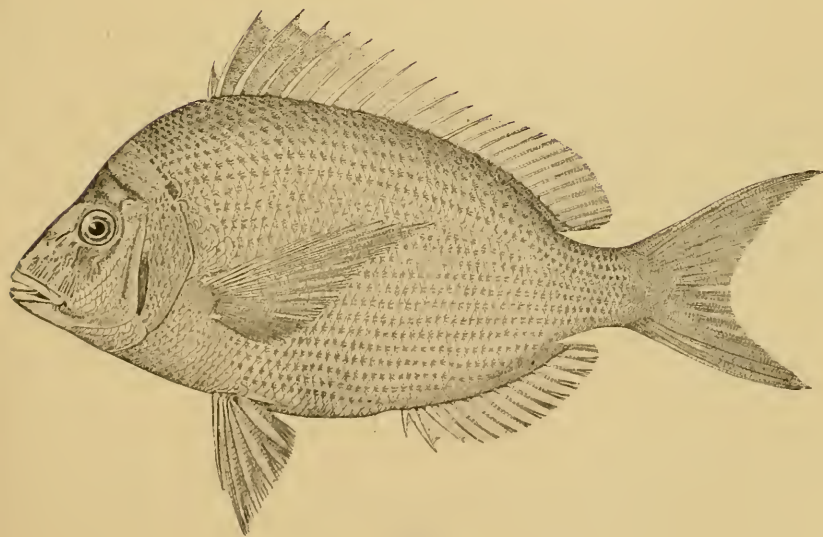
542

541. *ORTHOPRISTIS CHRYSOPTERUS*. (P. 1338.)  
542. *MICROLEPIDOTUS INORNATUS*. (P. 1341.)





543

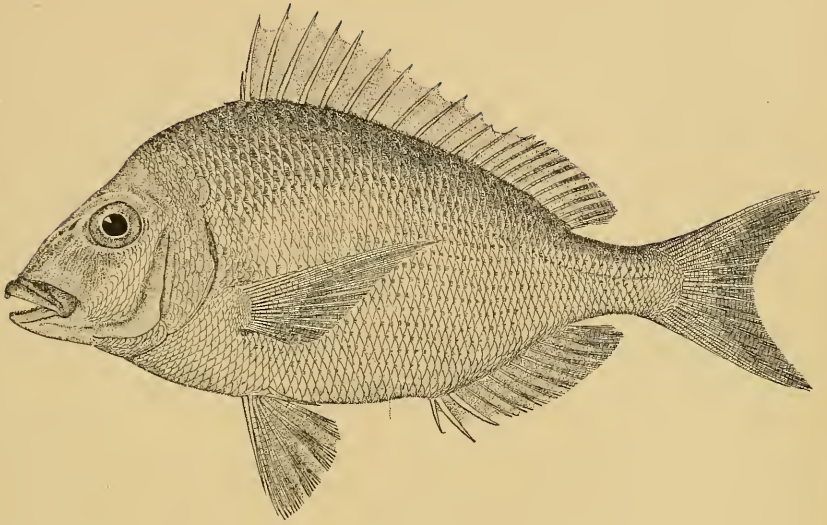


544

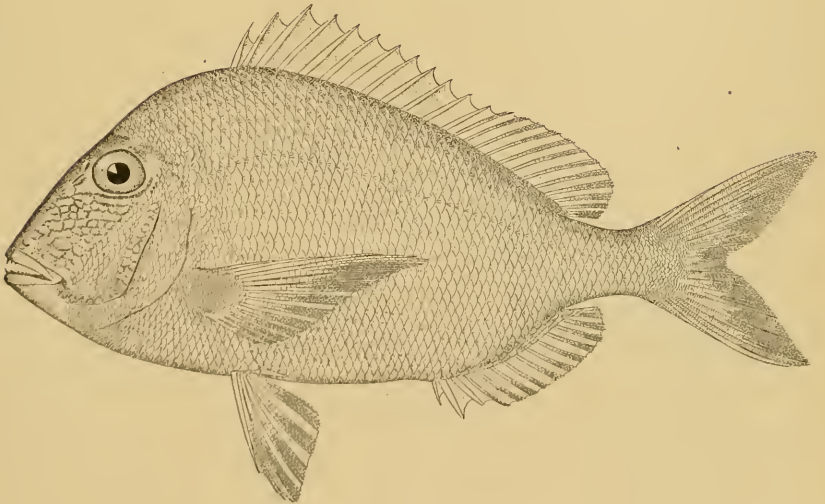
543. *OTRYNTER CAPRINUS*. (P. 1345.)

544. *STENOTOMUS CHRYSOPS*. (P. 1346.)





545




546

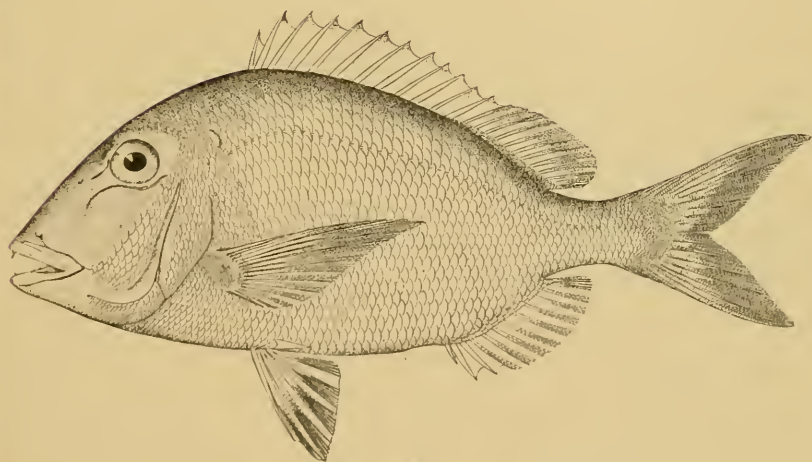
545. *STENOTOMUS ACULEATUS*. (P. 1316.)  
546. *CALAMUS CALAMUS*. (P. 1319.)







547

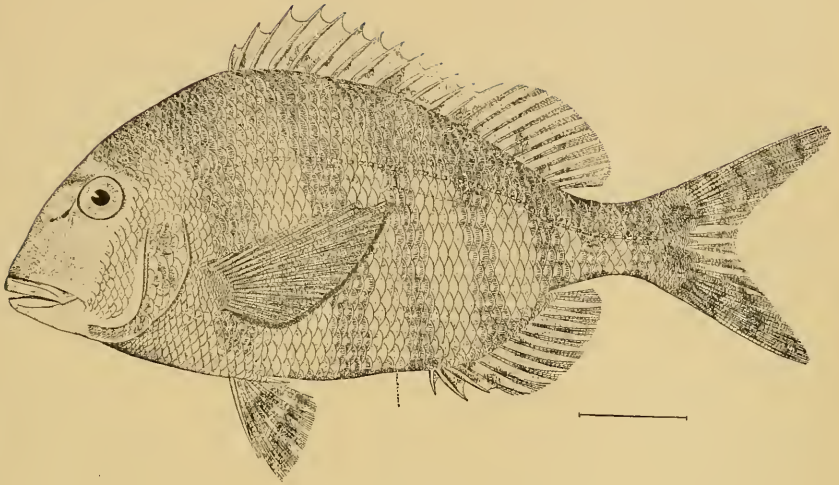


548

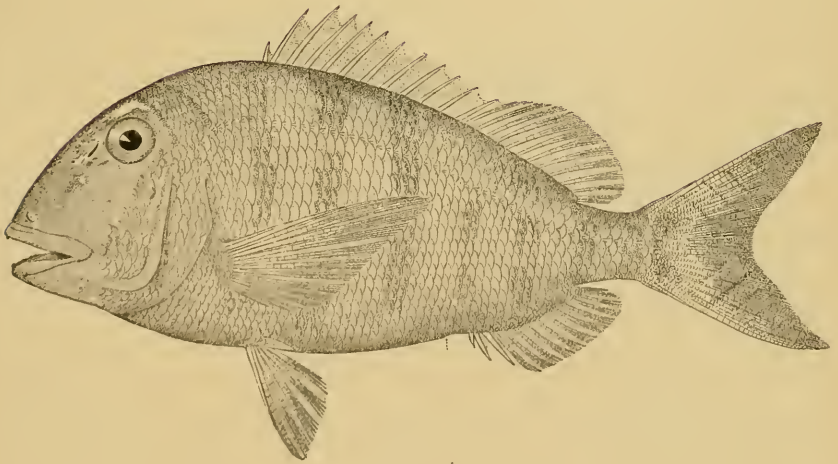
547. CALAMUS PRORIDENS. (P. 1350.)

548. CALAMUS BAJONADO. (P. 1352.)





549

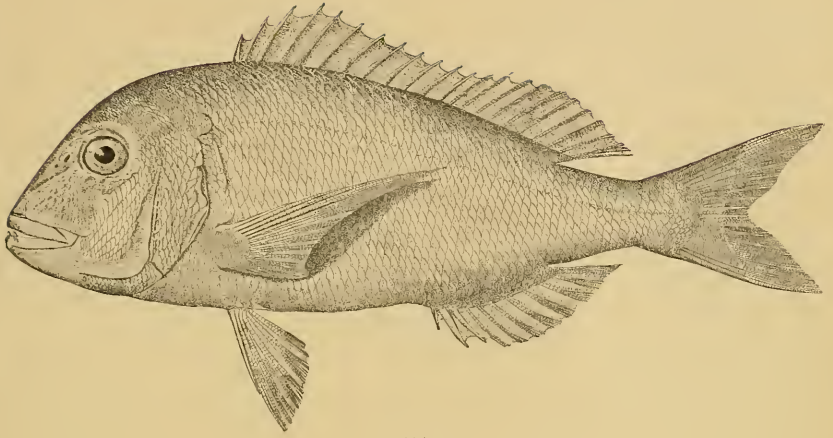


550

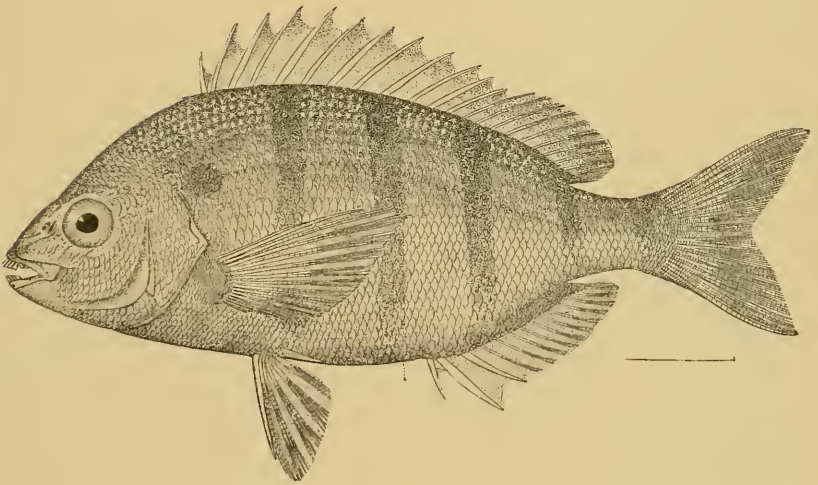
549. CALAMUS PENNA. (P. 1354.)

550. CALAMUS ARCTIFRONS. (P. 1355.)





551




552


551. PAGRUS PAGRUS. (P. 1356.)

552. LAGODON RHOMBOIDES. (P. 1358.)





553

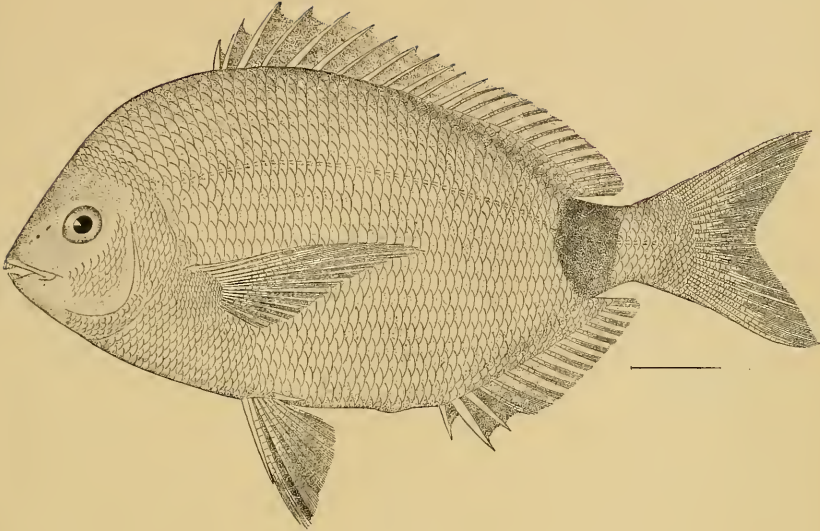


554

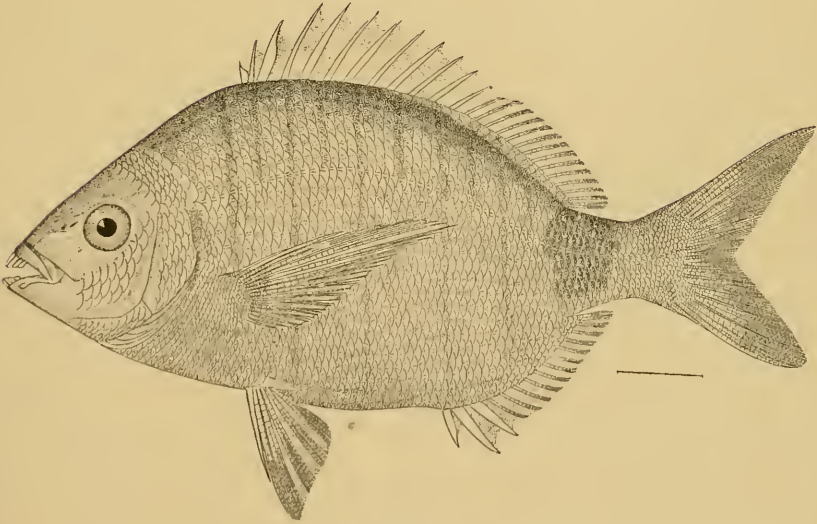
553. *ARCHOSARGUS UNIMACULATUS*. (P. 1359.)  
554. *ARCHOSARGUS PROBATOCEPHALUS*. (P. 1361.)








555



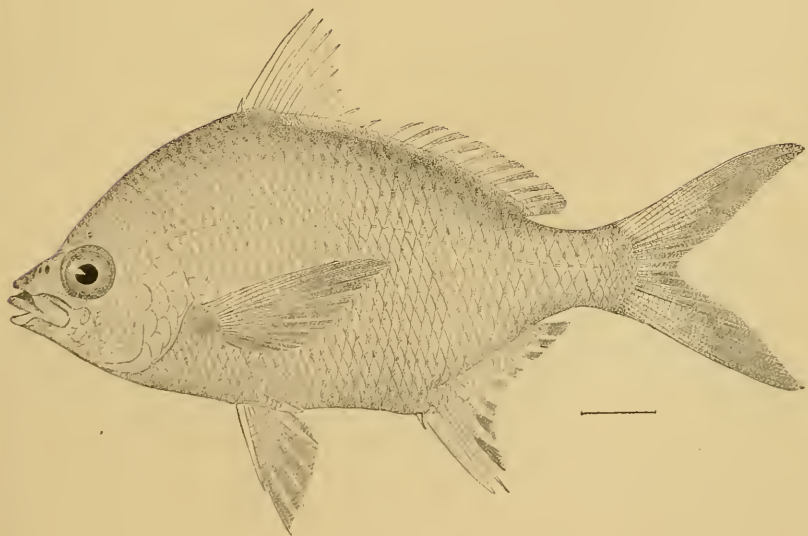
555a

555. *DIPLODUS HOLBROOKII*. (P. 1362.)  
555a. *DIPLODUS HOLBROOKII*; young. (P. 1362.)





556

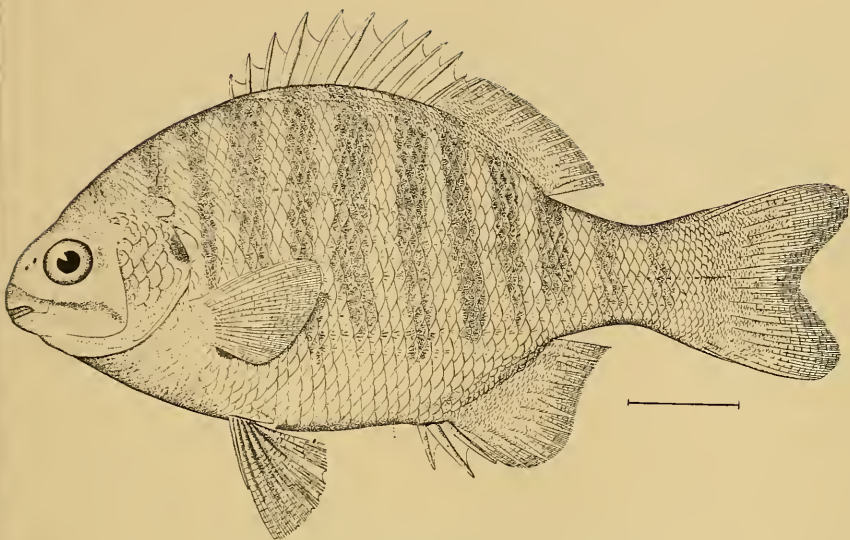


557

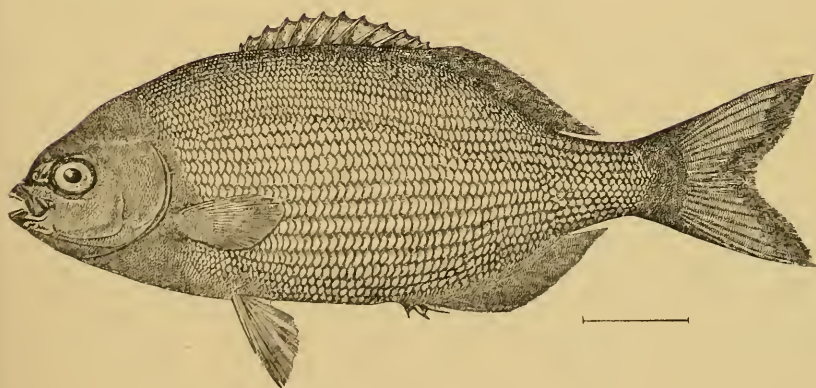
556. XYSTEMA CINEREUM. (P. 1372.)

557. GERRES OLISTHOSTOMUS. (P. 1376.)





558 .



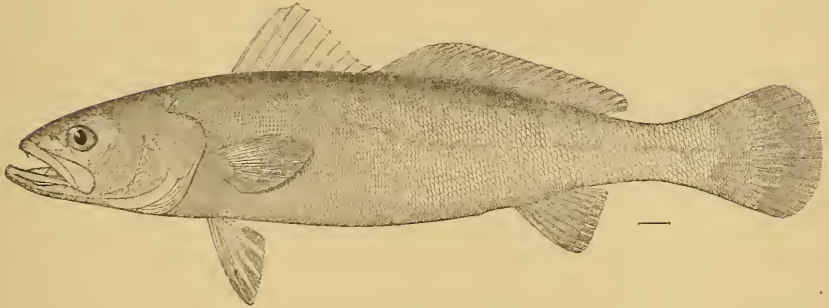
559

558. HERMOSILLA AZUREA. (P. 1383.)  
559. KYPHOSUS SECTATRIX. (P. 1387.)






560



561




562

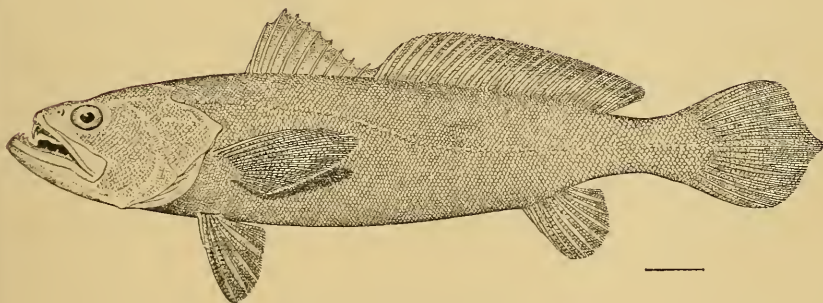
560. *MEDIALUNA CALIFORNIENSIS*. (P. 1391.)  
561. *CYNOSCION NOTHUS*. (P. 1406.)  
562. *CYNOSCION REGALIS*. (P. 1407.)








563




564



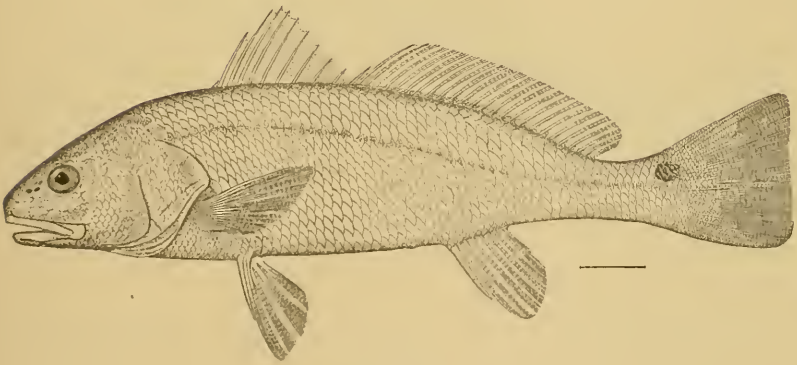
565

563. *CYNOSCION NEBULOSUS*. (P. 1409.)  
564. *SAGENICHTHYS ANCYLON*. (P. 1416.)  
565. *LARIMUS ARGENTEUS*. (P. 1421.)





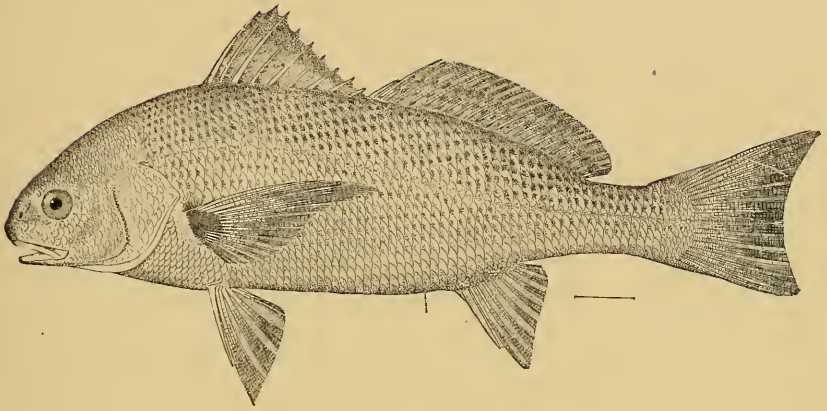
566




567

566. BAIRDIELLA CHRYSURA. (P. 1133.)  
567. SCIENOPS OCELLATUS. (P. 1453.)





568




569

568. *RONCADOR STEARNSI*. (P. 1457.)

569. *LEIOSTOMUS XANTHURUS*. (P. 1458.)





570




571

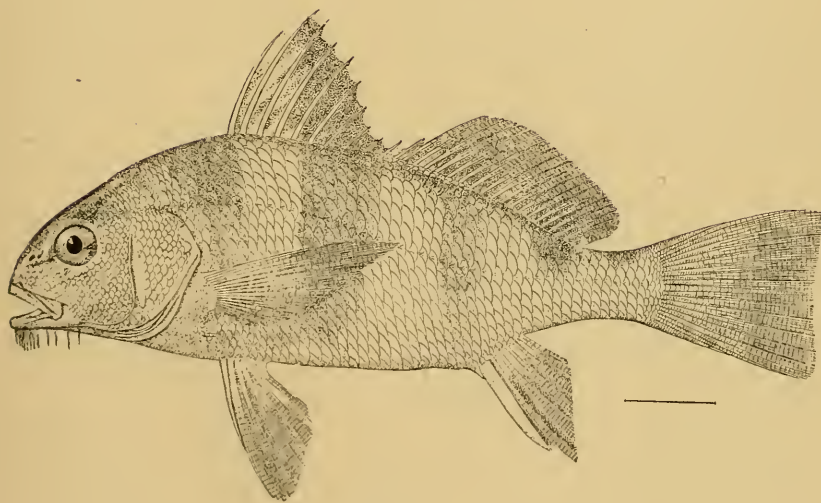
570. *MICROGOGON UNDULATUS*. (P. 1461.)  
571. *UMBRINA SINALO.E.* (P. 1468.)







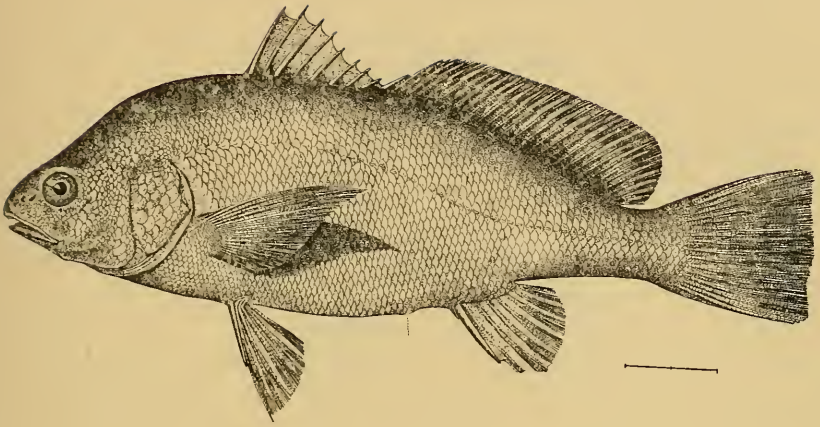
572



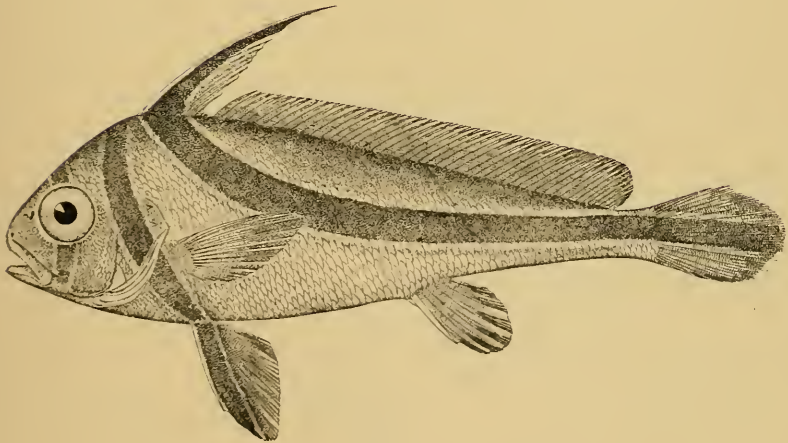
573

572. MENTICIRRHUS AMERICANUS. (P. 1474.)  
573. POGONIAS CHROMIS. (P. 1482.)





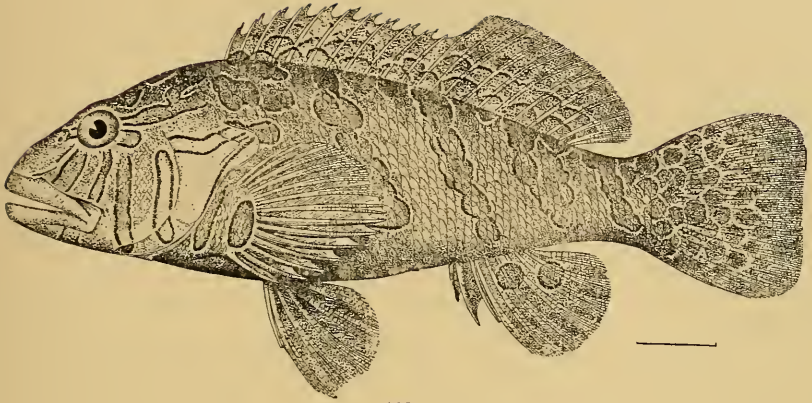
574



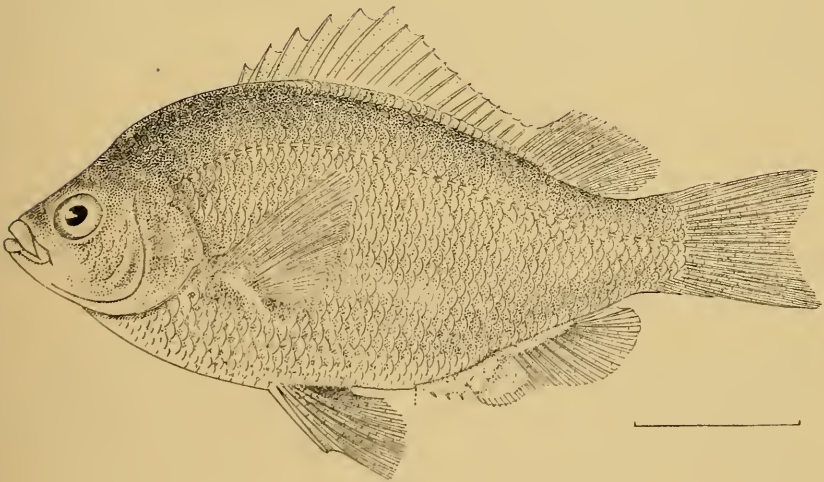
575

574. *APLODINOTUS GRUNNIENS*. (P. 1484.)  
575. *EQUES LANCEOLATUS*. (P. 1489.)





576




577


576. CIRRHITES RIVULATUS. (P. 1491.)

577. HYSTEROCHRYSURUS TRASKI. (P. 1496.)

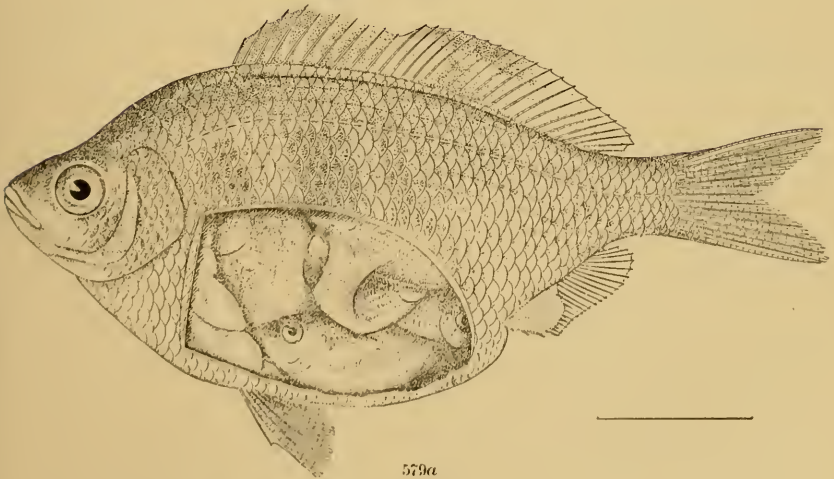




578



579



579a


578. *ABEONA MINIMA*. (P. 1497.)

579. *CYMATOGASTER AGGREGATUS*. (P. 1498.)

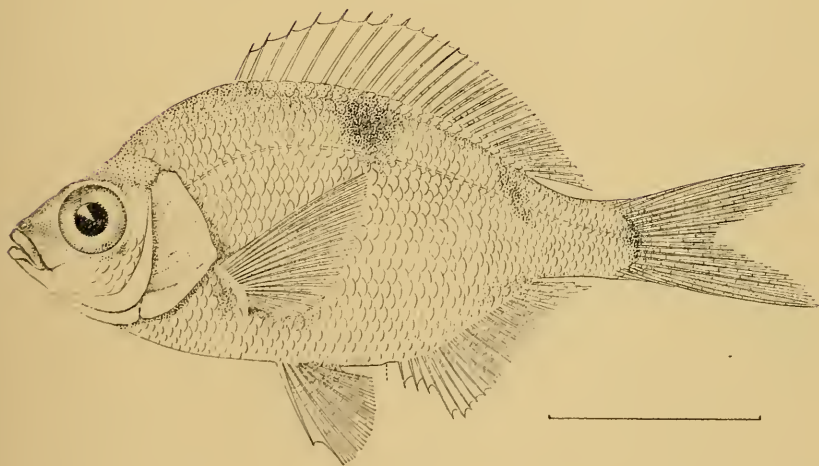
579a. *CYMATOGASTER AGGREGATUS*; female. (P. 1498.)







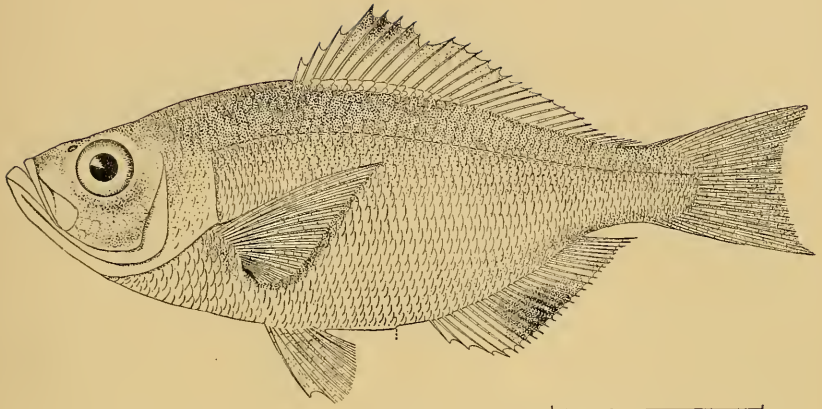
580




581

580. BRACHYISTIUS FRENATUS. (P. 1499.)  
581. ZALEMBIUS ROSACEUS. (P. 1500.)





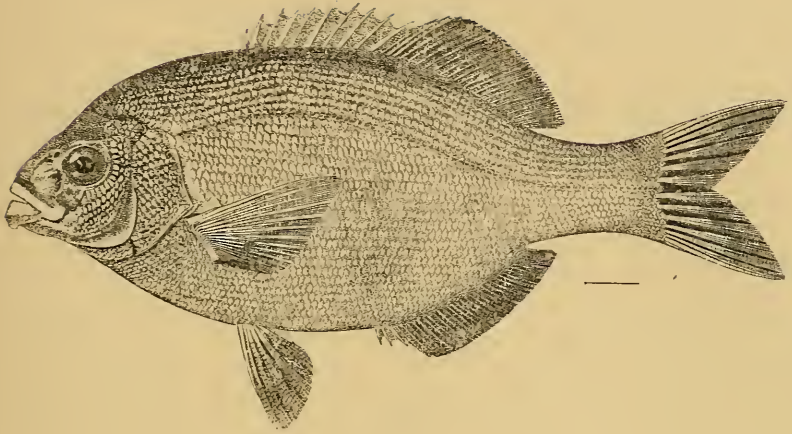
582



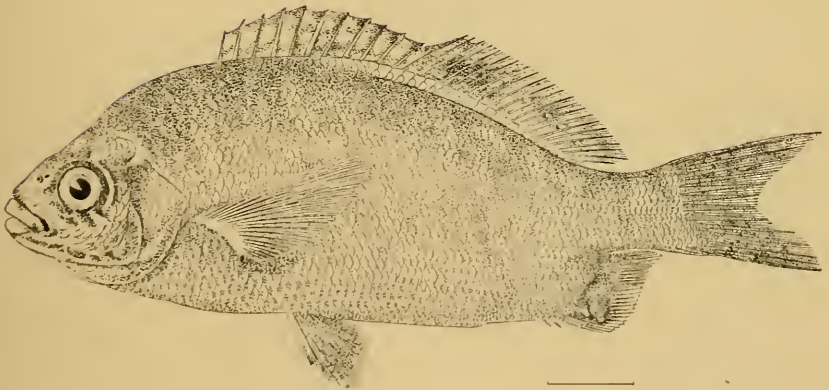
583

582. *HYPOCRITICHTHYS ANALIS*. (P. 1500.)  
583. *PHANERODON FURCATUS*. (P. 1506.)






584



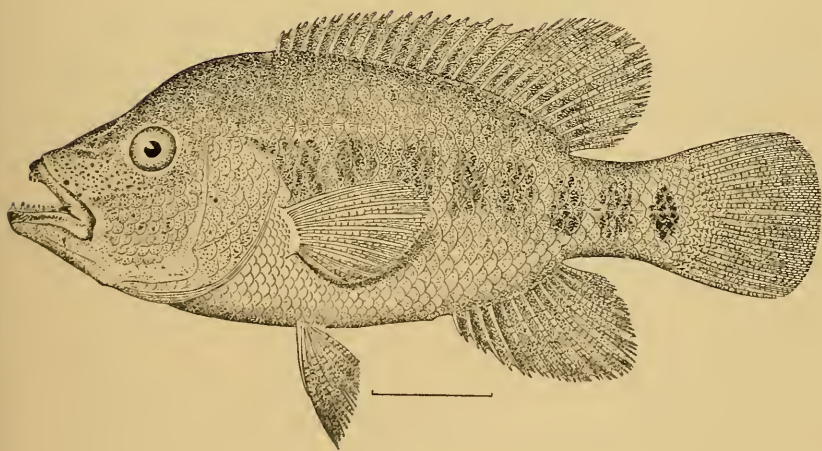
585

584. RHACOCHILUS TOXOTES. (P. 1507.)  
585. HYP SURUS CARYL. (P. 1508.)





586




587


586. *DAMALICHTHYS ARGYROSOMUS*. (P. 1509.)  
587. *CICHLASOMA BARTONI*. (P. 1515.)







588




589

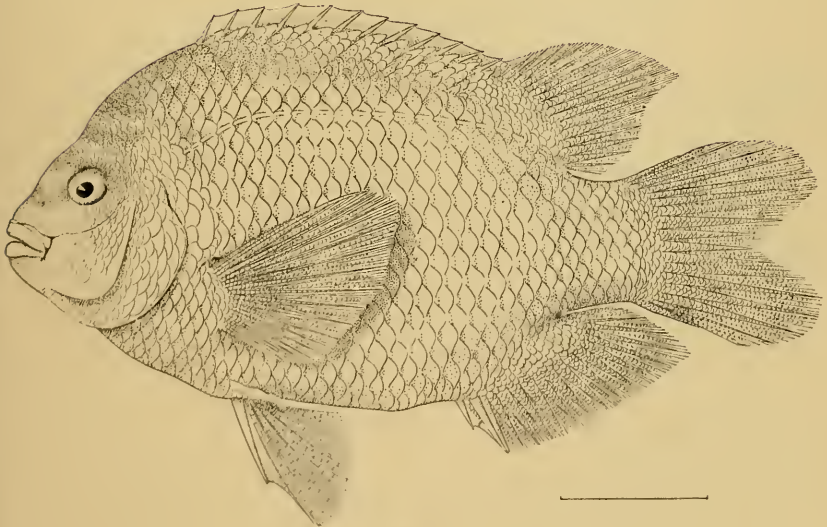
588. *AZURINA HIRUNDO*. (P. 1544.)

589. *EUPOMACENTRUS FLAVILATUS*. (P. 1557.)





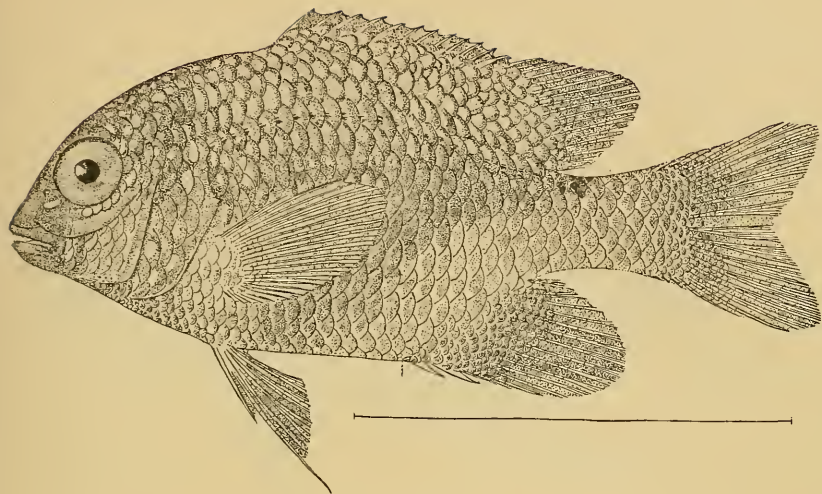
590



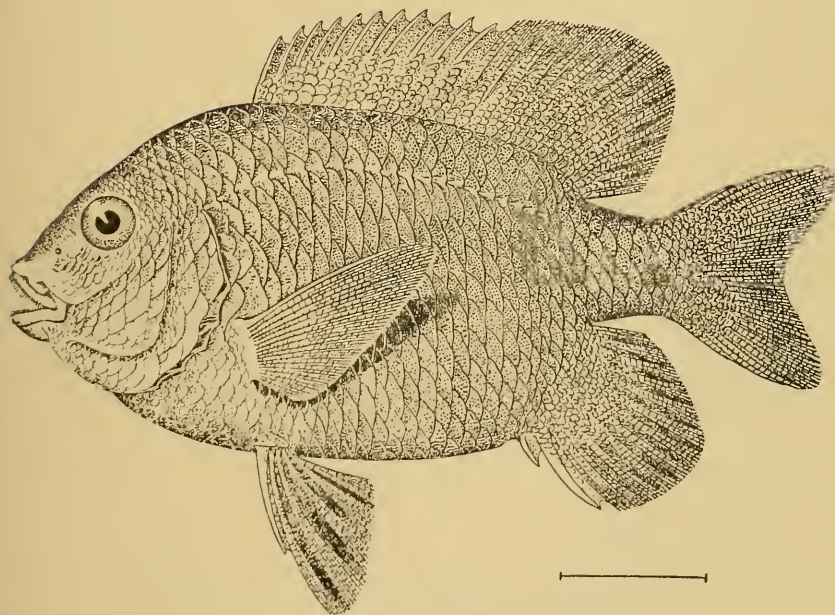
591

590. *ABUDEFDUF SAXATILIS*. (P. 1561.)  
591. *HYPSPYPOPS RUBICUNDUS*. (P. 1564.)





592

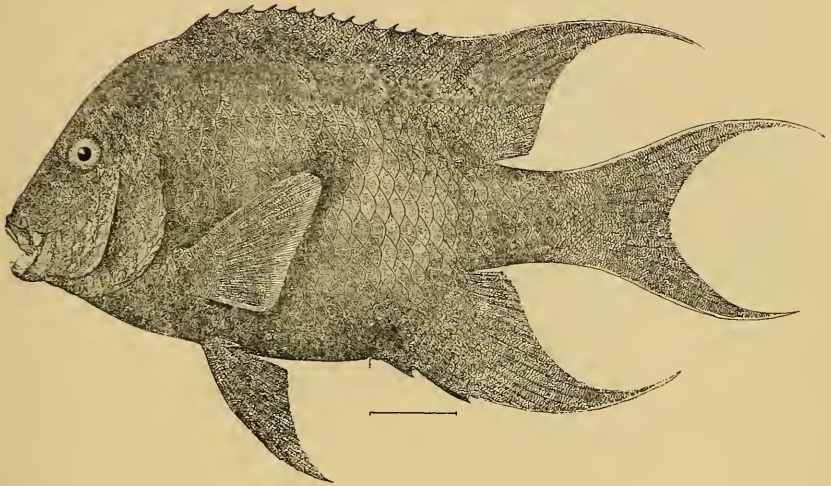


593

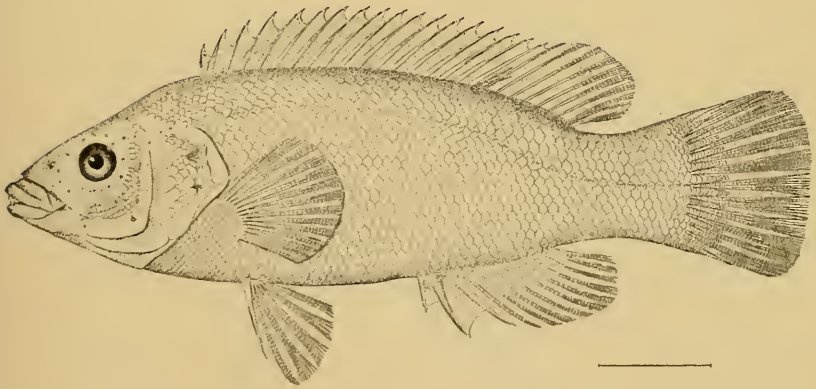
592. *MICROSPATHODON BAIRDII*. (P. 1566.)

593. *MICROSPATHODON CHRYSURUS*. (P. 1567.)





594




595

594. *MICROSPATHODON DORSALIS*. (P. 1568.)

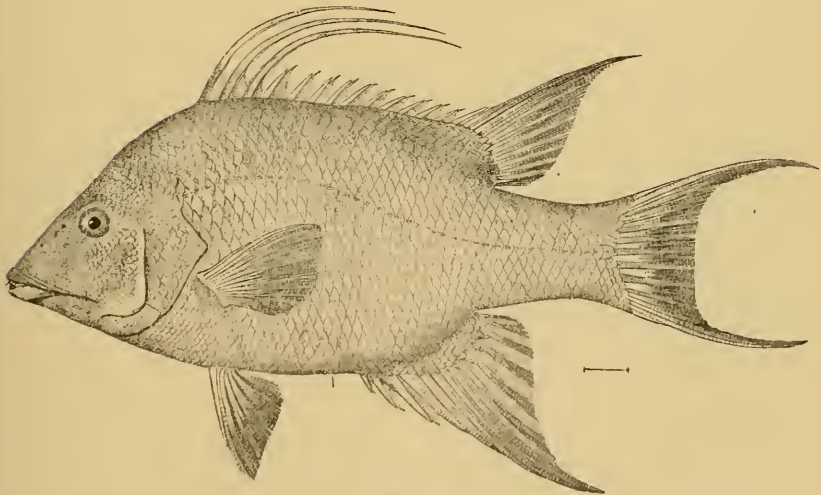
595. *TAUTOGOLABRUS ADSPERSUS*. (P. 1577.)







596

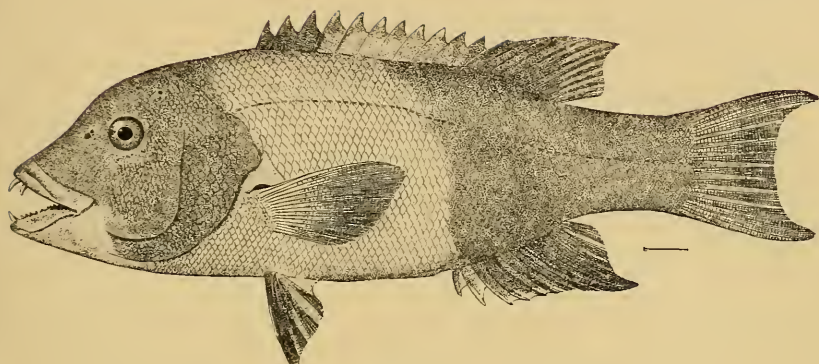


597

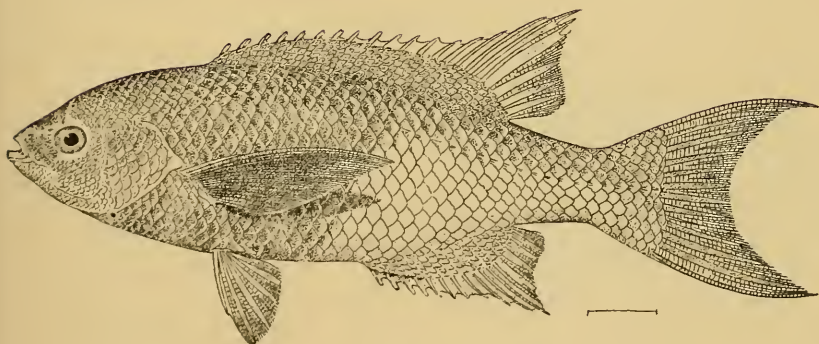
596. *TAUTOGA ONITIS*. (P. 1578.)

597. *LACHNOLAIMUS MAXIMUS*. (P. 1579.)





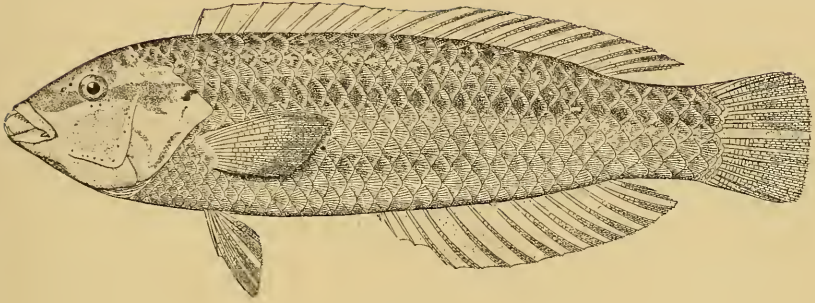
598



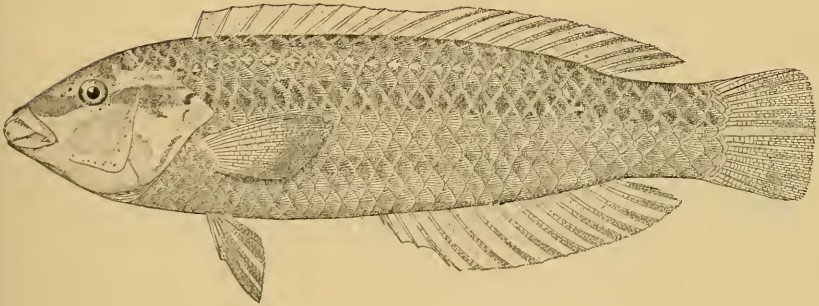
599

598. PIMELOMETOPON PULCHER. (P. 1585.)  
599. CLEFTICUS PARRE. (P. 1586.)





600

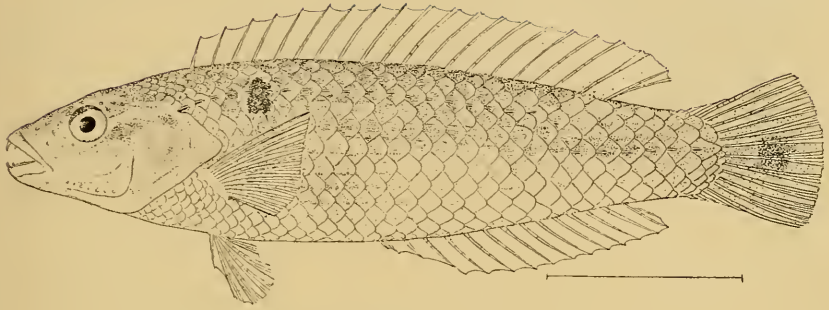


601

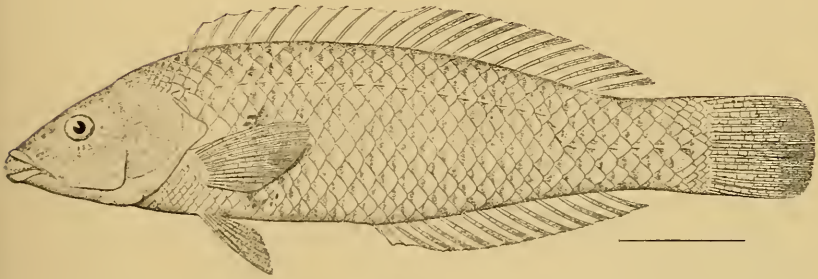
600. IRIDIO RADIATUS. (P. 1590.)

601. IRIDIO BIVITTATUS. (P. 1595.)





602



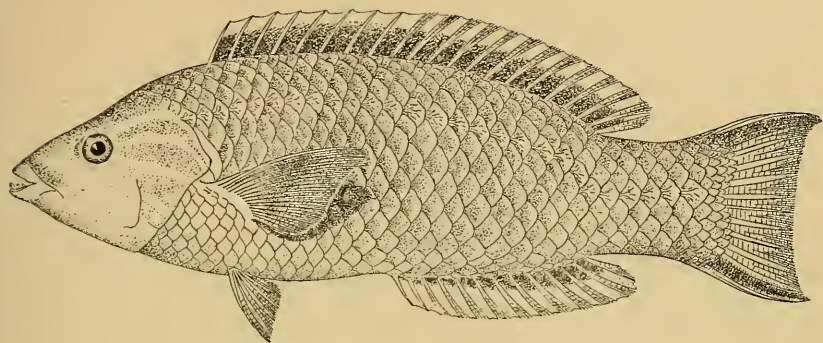
603

602. *IRIDIO DISPILUS*. (P. 1597.)

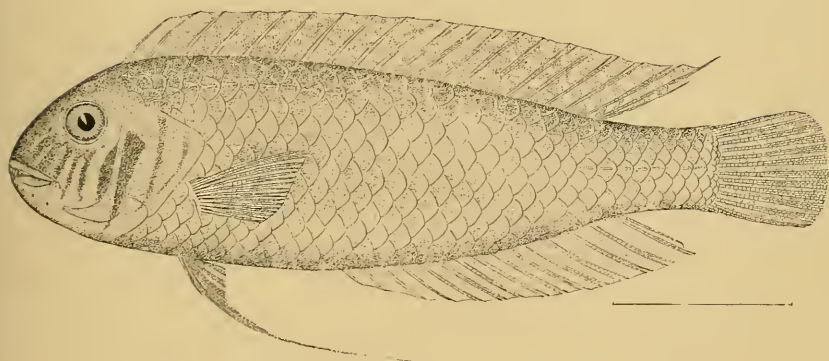
603. *EMMEERIA VENUSTA*. (P. 1602.)



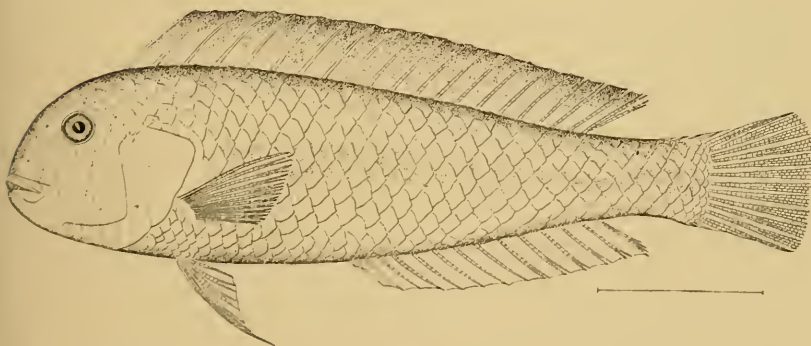




604



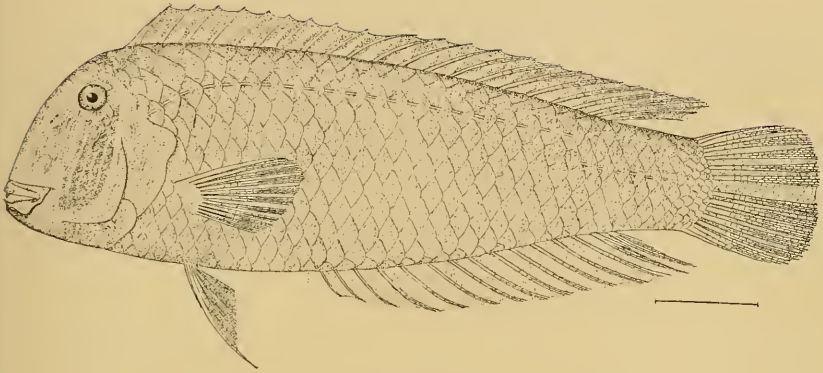
605



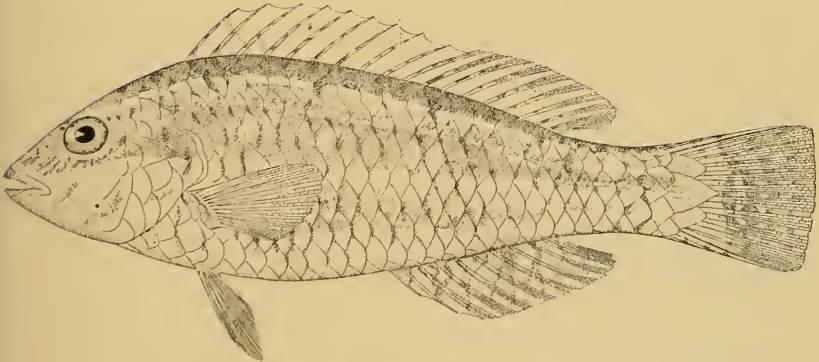
606

604. *Chlorichthys grammicus*. (P. 1610.)  
605. *Novaculichthys ventralis*. (P. 1615.)  
606. *Novaculichthys infirmus*. (P. 1616.)






607



608

607. XYRICHTHYS PSITTACUS. (P. 1618.)  
608. CRYPTOTOMUS BERYLLINUS. (P. 1625.)

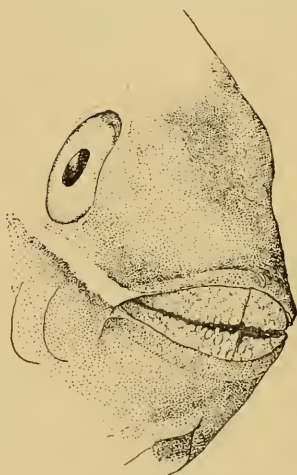




609



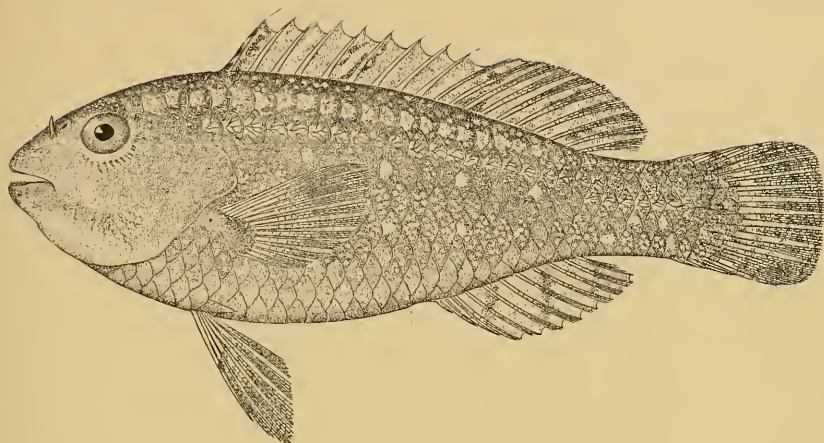
609a




610

609, 609a. *CALOTOMUS XENODON*. (P. 1626.)  
610. *SPARISOMA AUROFRENATUM*. (P. 1634.)

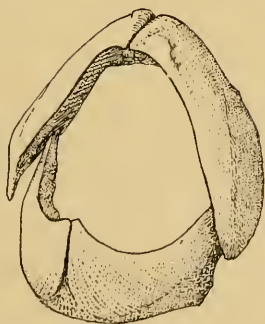




611



612

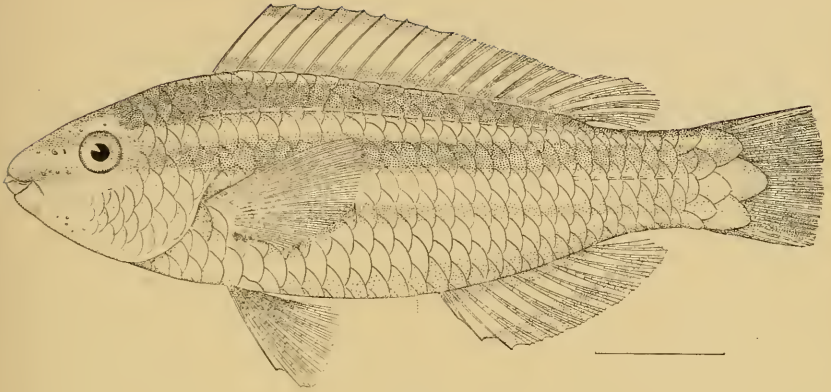


613

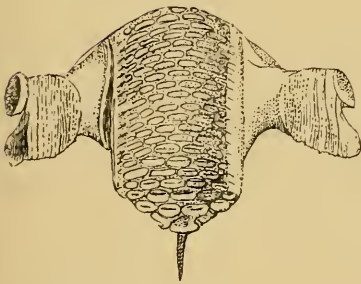
611. SPARISOMA HOPLOMYSTAX. (P. 1632.)  
612. SCARUS CUZAMILÆ. (P. 1648.)  
613. JAWS OF SCARUS CERULEUS. (P. 1652.)



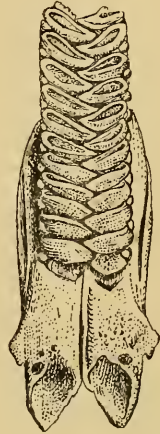




614



615



615a




616




616a

611. *SCARUS EMBLEMATICUS*. (P. 1654.)  
615, 615a. LOWER AND UPPER PHARYNGEAL BONES OF *SCARUS STRONGYLOCEPHALUS*.  
616, 616a. LOWER AND UPPER PHARYNGEAL BONES OF *SPARISOMA CRETENSE*.






617



618

617. *PSEUDOSCARUS GUACAMAIA*. (P. 1657.)  
618. *ZENOPSIS OCELLATUS*. (P. 1660.)





619

619. CHETODIPTERUS FABER. (P. 1668.)






620

620. *CHLETODON NIGRIROSTRIS*. (P. 1673.)








621

621. CILETODON OCELLATUS. (P. 1674.)

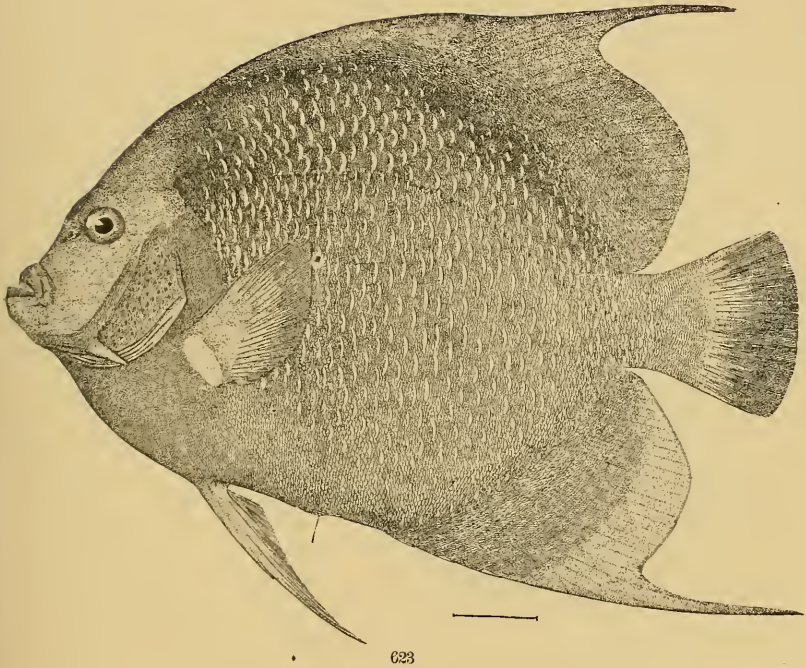




622


622. *CHETODON CAPISTRATUS*. (P. 1677.)





623. POMACANTHUS ARCUATUS. (P. 1679.)



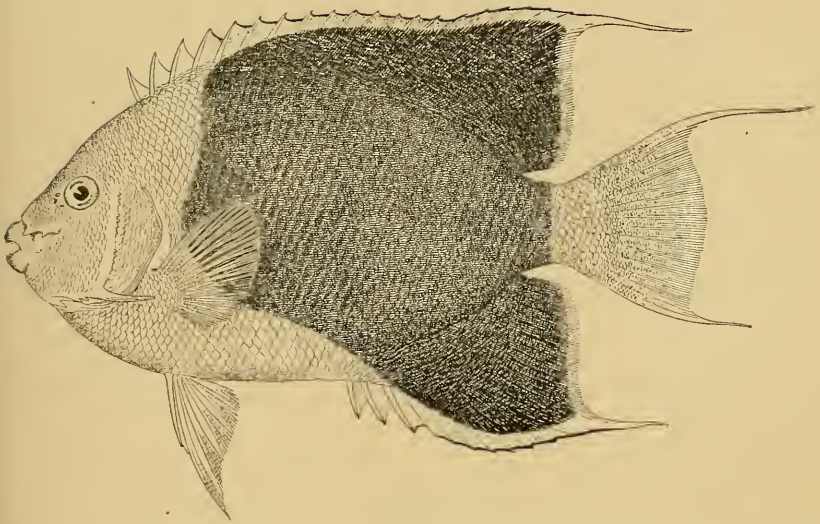


624

624. POMACANTHUS ZONIPECTUS; YOUNG. (P. 1681.)



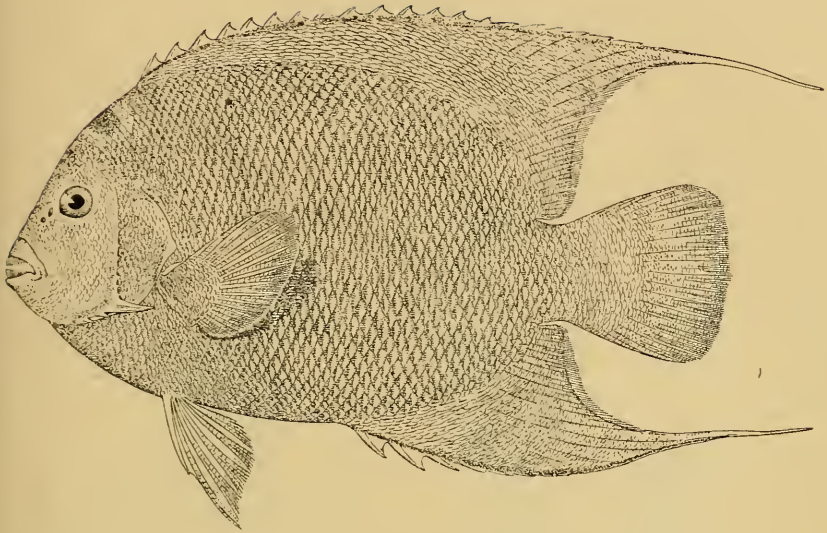




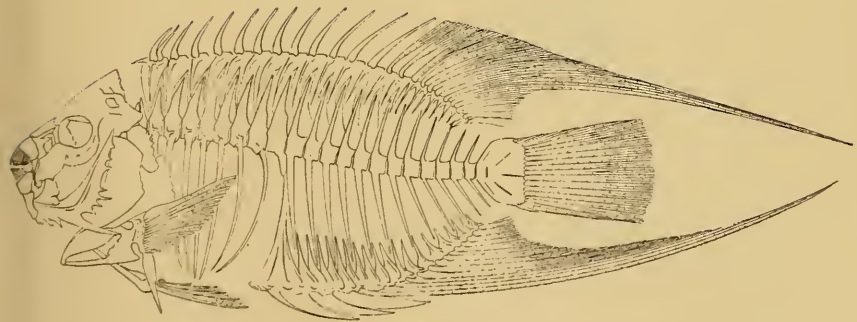
625

625. *HOLACANTHUS TRICOLOR*. (P. 1684.)





626



626a

626, 626a. *ANGELICHTHYS CILIARIS*. (P. 1684.)






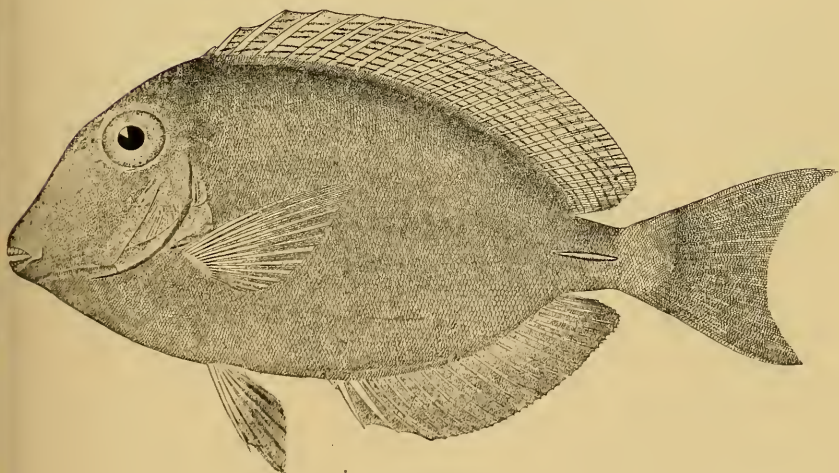
627

627. ZANCLUS CORNUTUS. (P. 1687.)





628

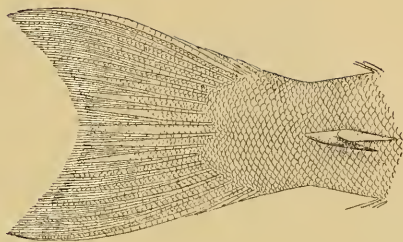


629

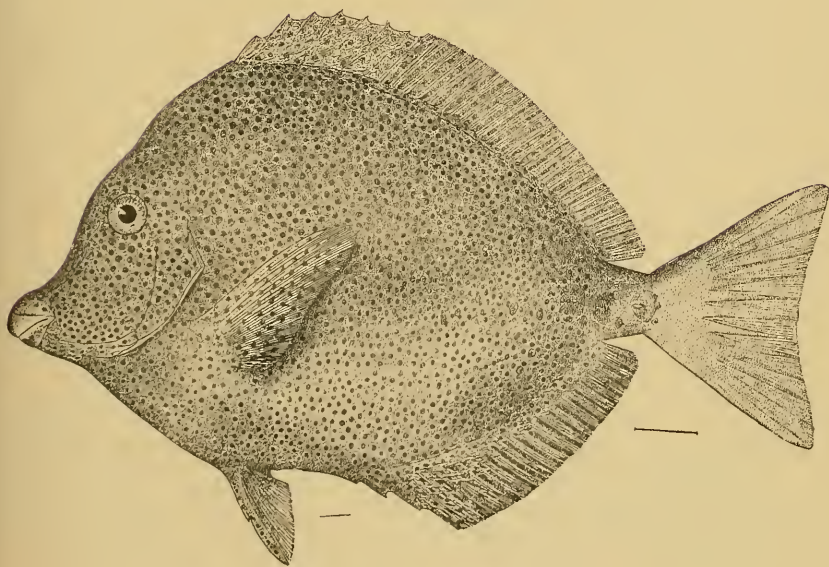
628. *TEUTHIS CRESTONIS*. (P. 1692.)  
629. *TEUTHIS BAHIANUS*. (P. 1693.)







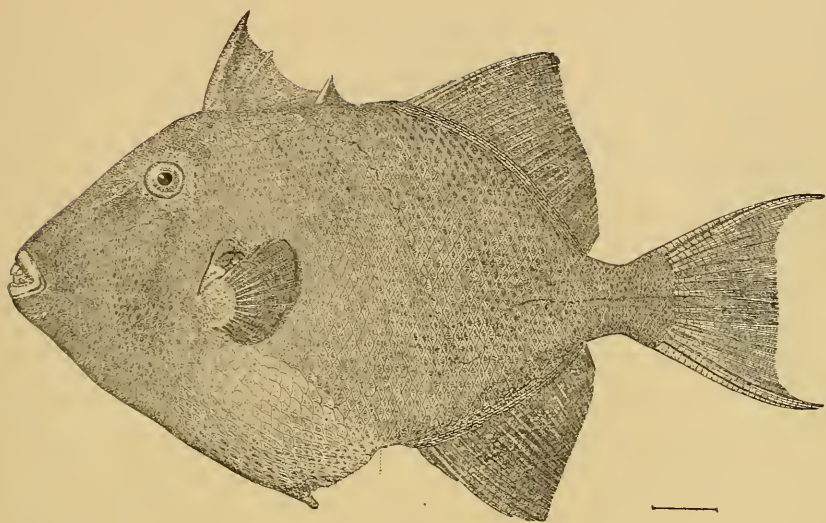
630



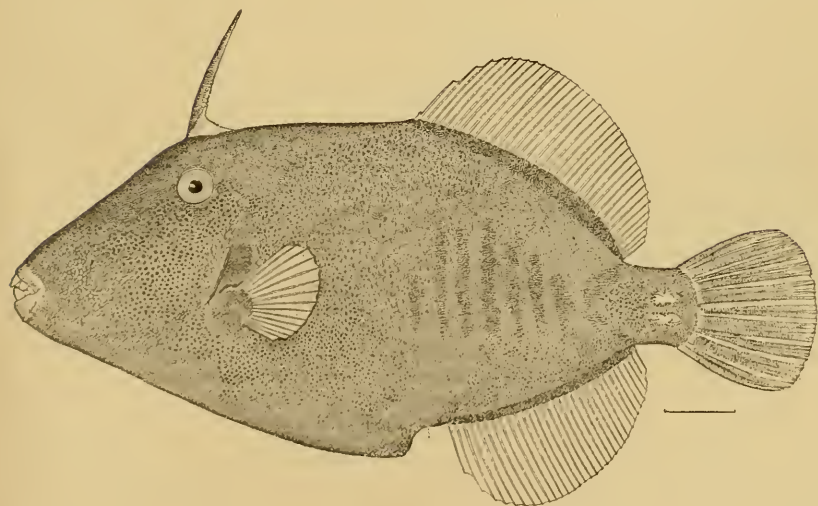
631

630. TAIL OF TEUTHIS BAHIANUS. (P. 1693.)  
631. XESURUS PUNCTATUS. (P. 1694.)






632




633

632. *BALISTES CAROLINENSIS*. (P. 1701.)  
633. *CANTHERINES CAROLE*. (P. 1713.)





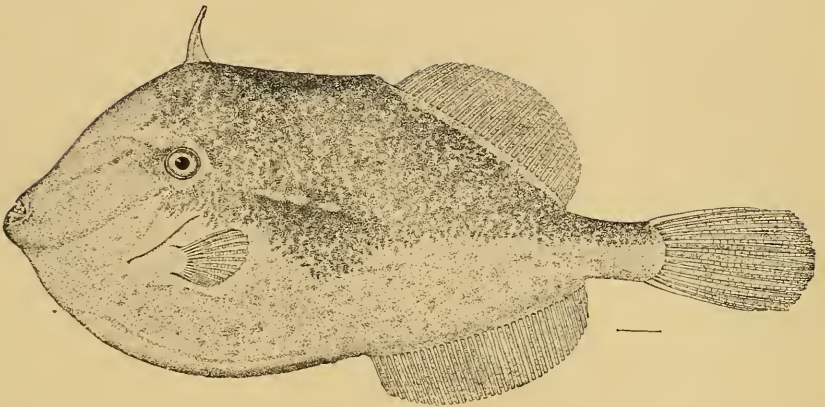
634



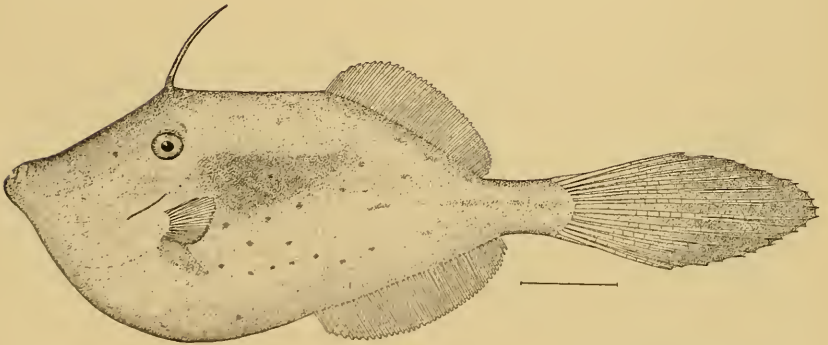
635

631. *MONOCANTHUS CILIATUS*. (P. 1714.)  
635. *MONOCANTHUS HISPIDUS*. (P. 1715.)





636

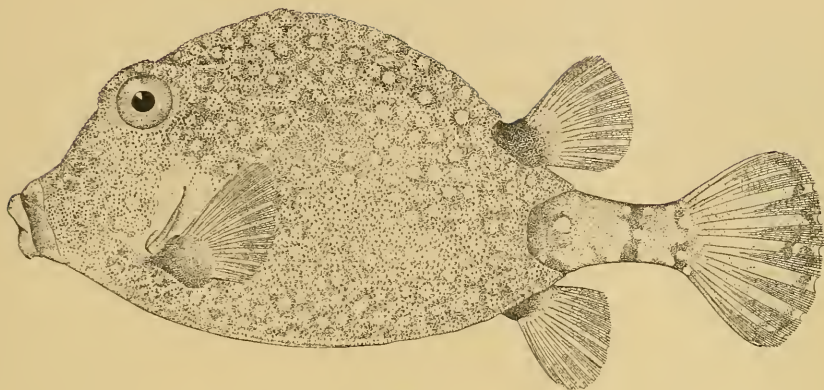


637

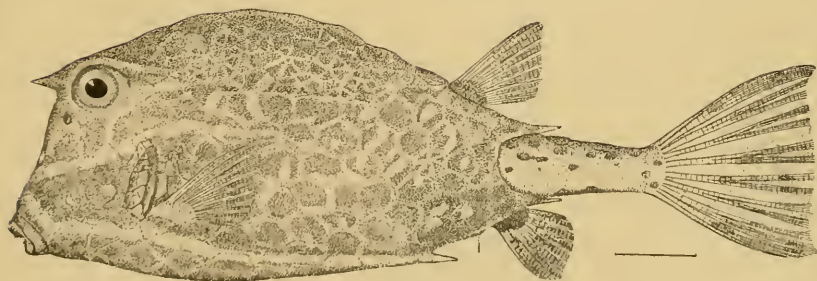
636. *ALUTERA SCHEPFLI*. (P. 1718.)  
637. *ALUTERA SCRIPTA*. (P. 1719.)







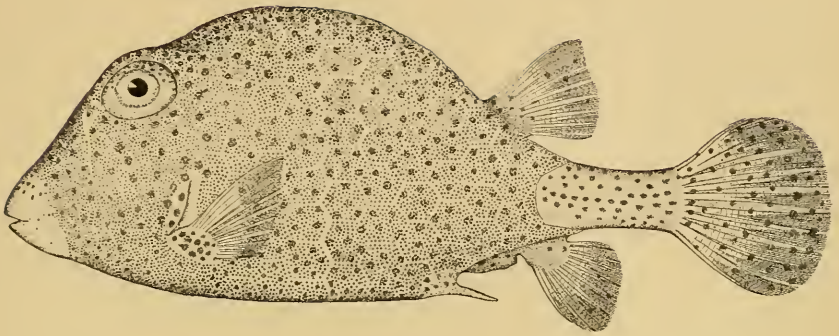
638



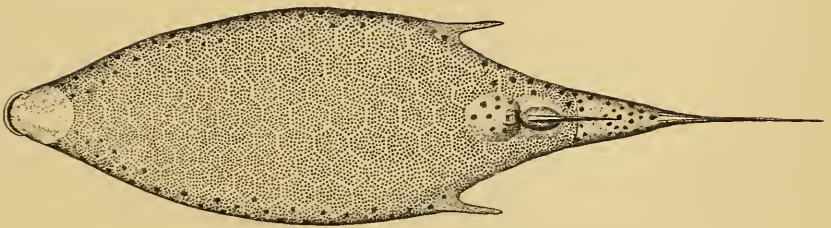
639

638. LACTOPHYRYS TRIQUETER. (P. 1722.)  
639. LACTOPHYRYS TRICORNIS. (P. 1724.)





640



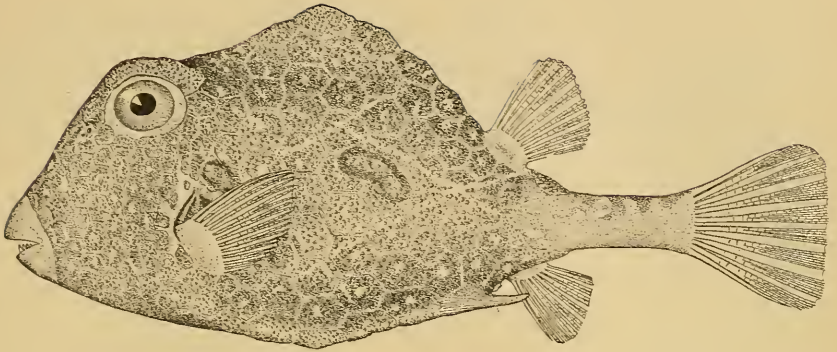
640a



640b

640, 640a, 640b. *LACTOPHYRYS BICAUDALIS*. (P. 1723.)

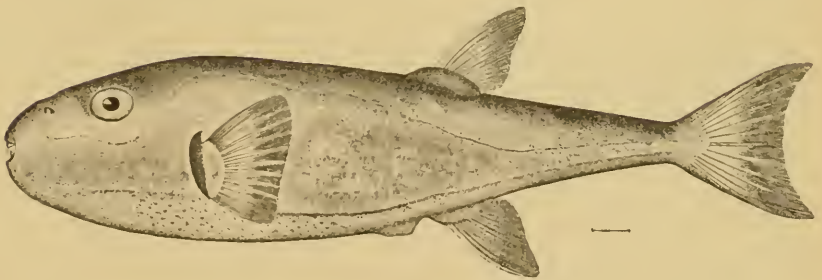




641



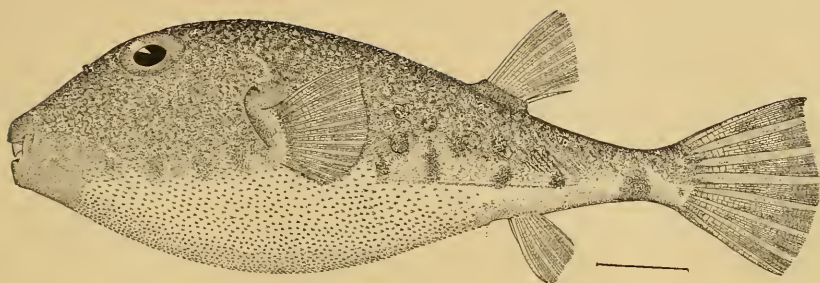
641a



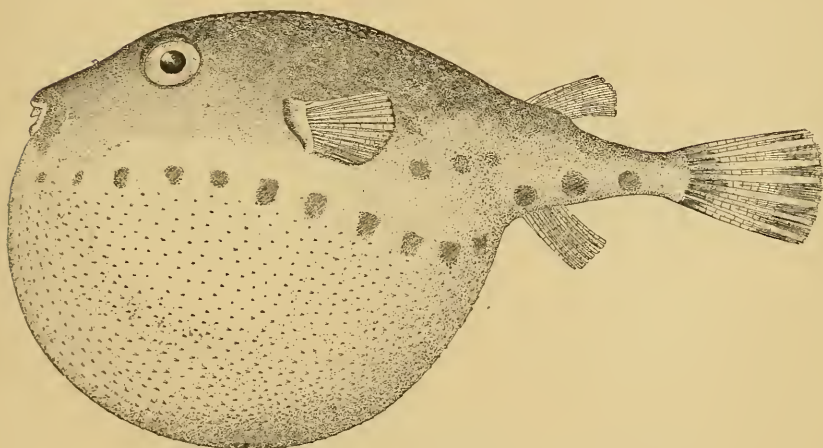
642

641, 641a. *LACTOPHRYS TRIGONUS*. (P. 1723.)  
642. *LAGOCEPHALUS LEVIGATUS*. (P. 1728.)

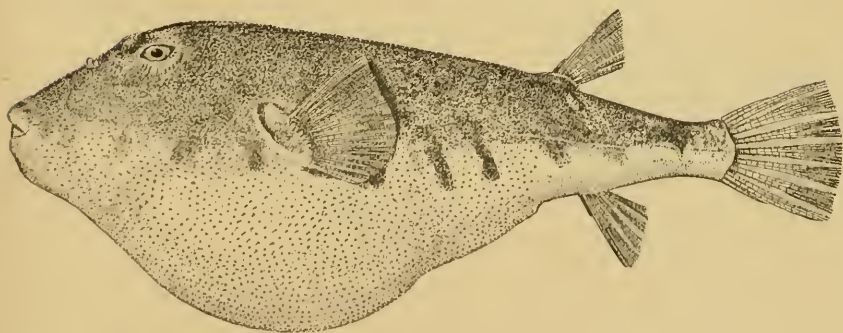




643



644

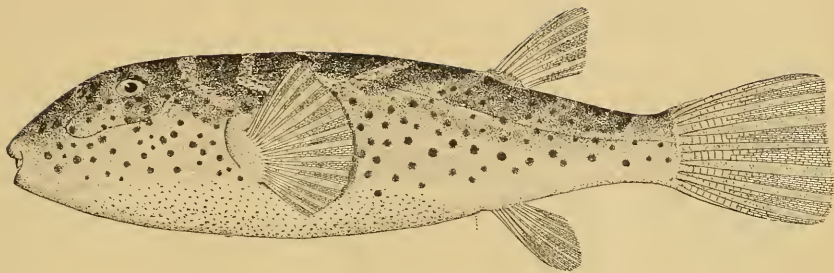


645

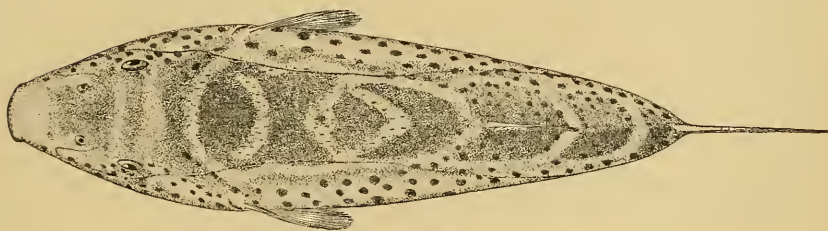
643. SPHEROIDES NEPHELUS. (P. 1732.)  
644. SPHEROIDES SPENGLERI. (P. 1732.)  
645. SPHEROIDES MACULATUS. (P. 1733.)



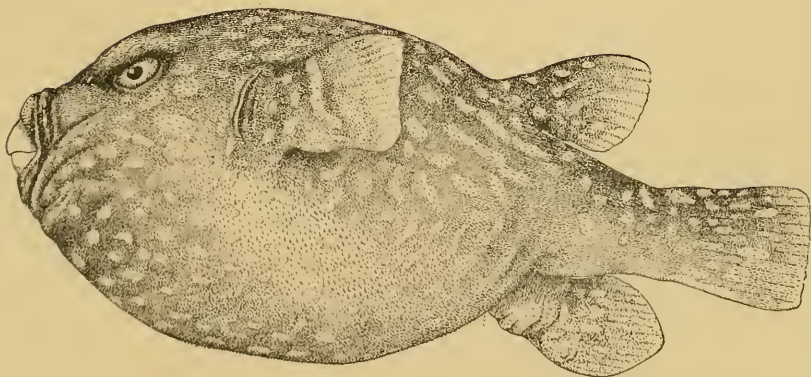




646



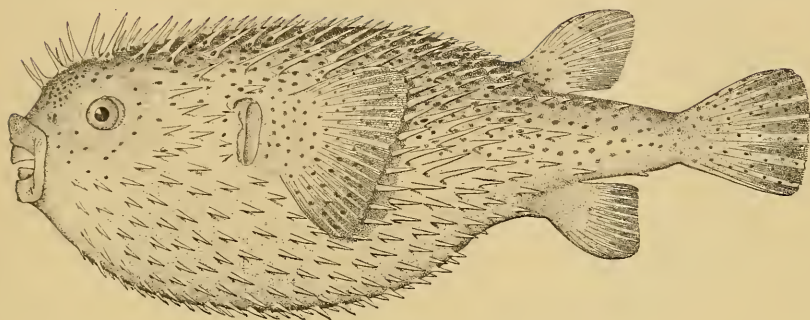
646a



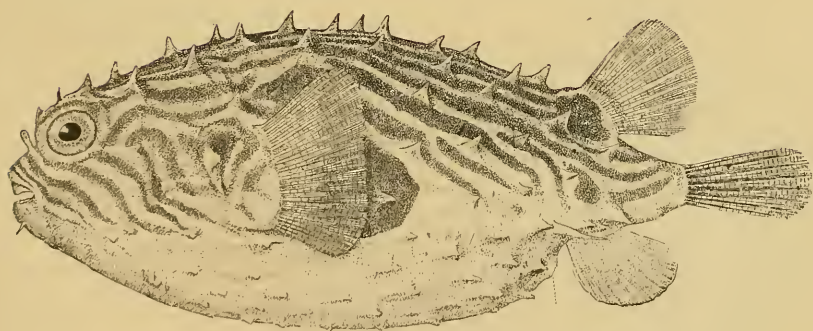
647

646, 646a. SPHEROIDES TESTUDINEUS. (P. 1734.)  
647. OVOIDES SETOSUS. (P. 1739.)





648

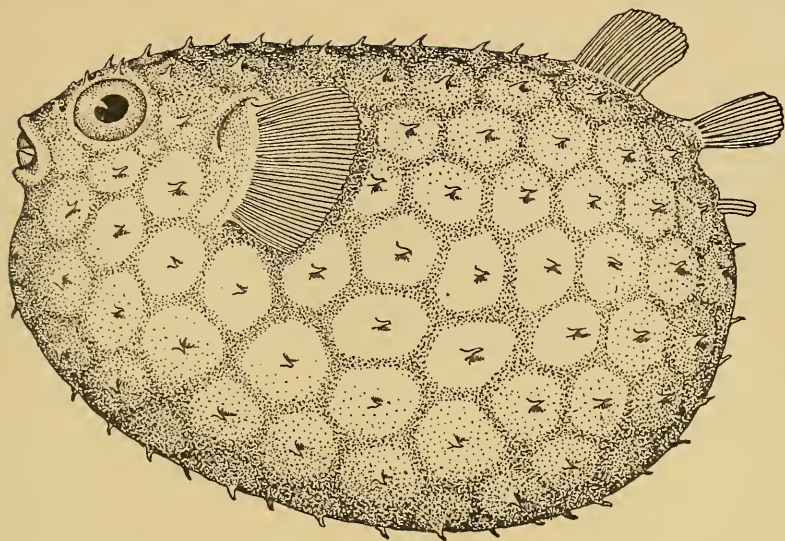


649

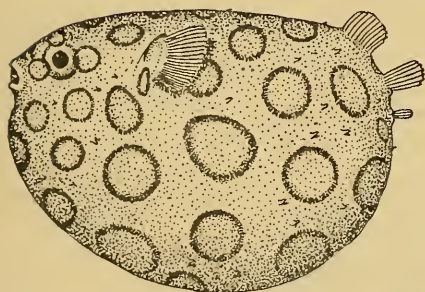
648. *DIODON HYSTRIX*. (P. 1745.)

649. *CHILOMYCTERUS SCHEPFL.* (P. 1748.)

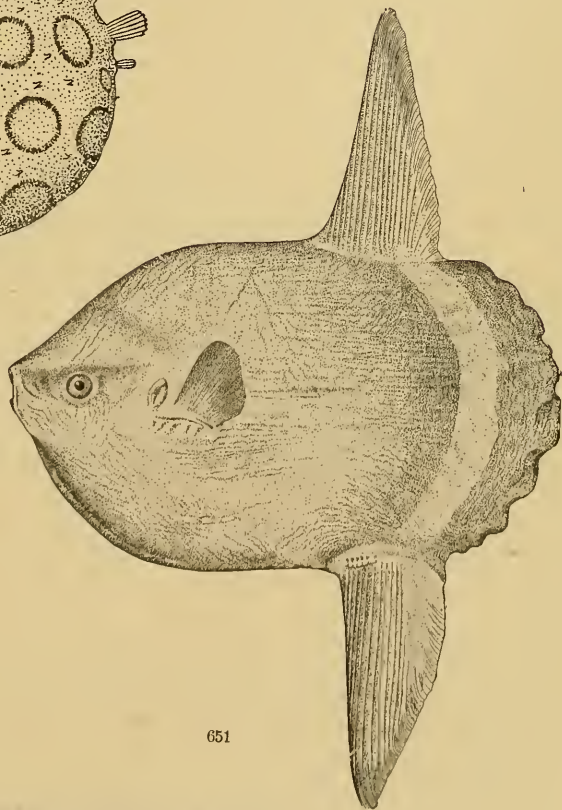




650




650a



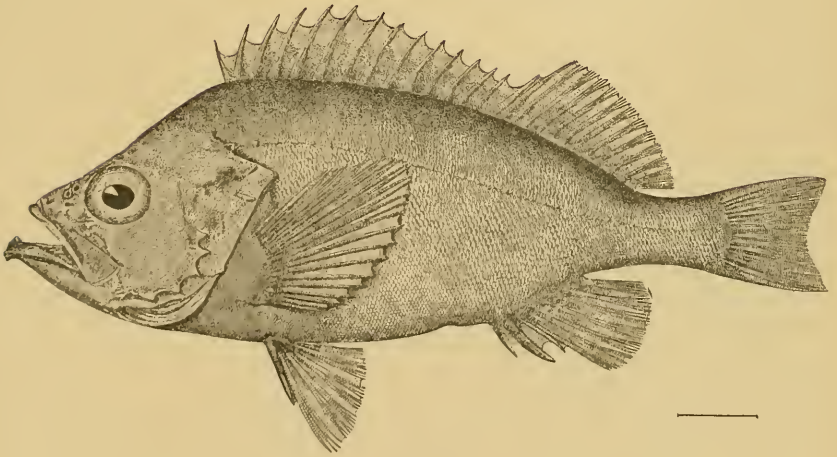
651

650. *LYOSPILERA GLOBOSA*. (P. 1751.)  
650a. *LYOSPILERA GLOBOSA*; young. (P. 1751.)  
651. *MOLA MOLA*. (P. 1753.)





652




653


652. RANZANIA TRUNCATA. (P. 1755.)  
653. SEBASTES MARINUS. (P. 1760.)








654




655

654. SEBASTOLOBUS ALTIVELIS. (P. 1763.)  
655. SEBASTODES MELANOPS. (P. 1782.)






656




657

656. SEBASTODES CILIATUS. (P. 1783.)  
657. SEBASTODES MYSTINUS. (P. 1784.)





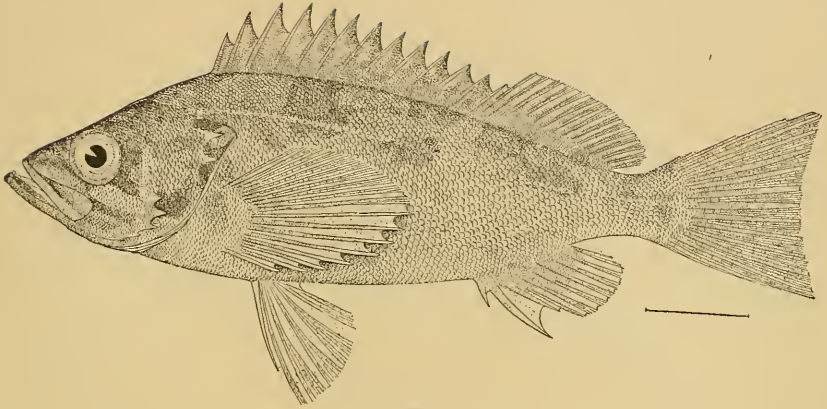
658



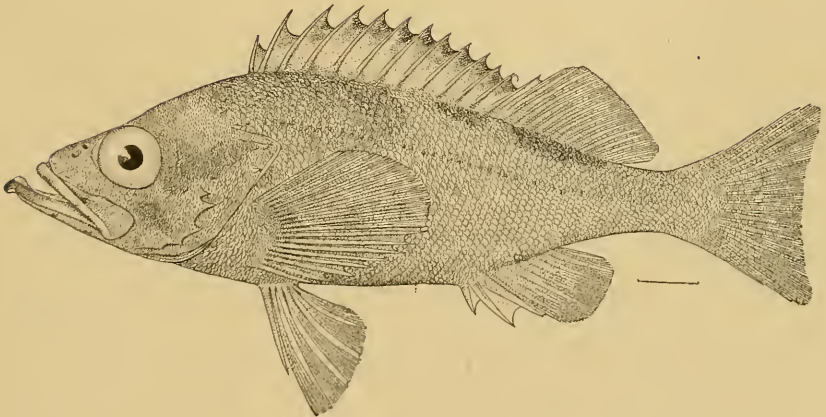
659

658. SEBASTODES BREVISPINIS. (P. 1787.)  
659. SEBASTODES EIGENMANNI. (P. 1789.)





660

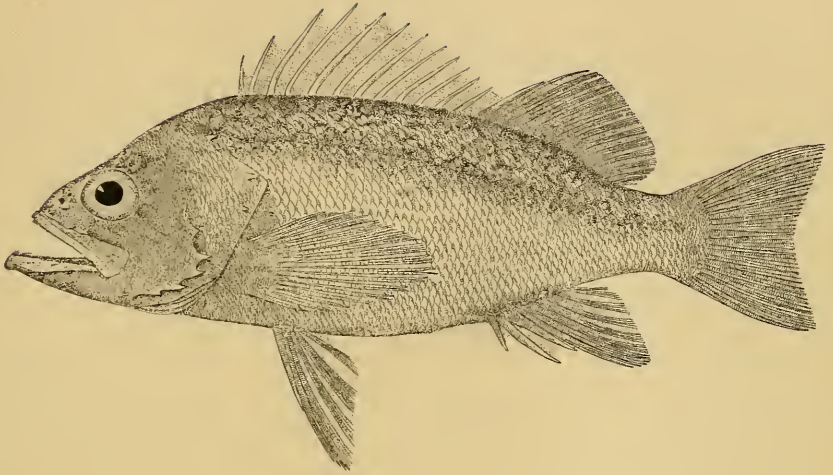


661

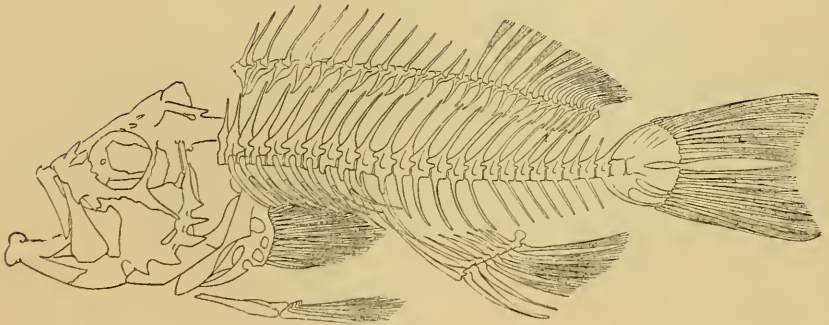
660. SEBASTODES HOPKINSI. (P. 1789.)  
661. SEBASTODES ALUTUS. (P. 1790.)







662




663


662. SEBASTODES PINNIGER. (P. 1793.)

663. SEBASTODES MINIATUS. (P. 1794.)






664



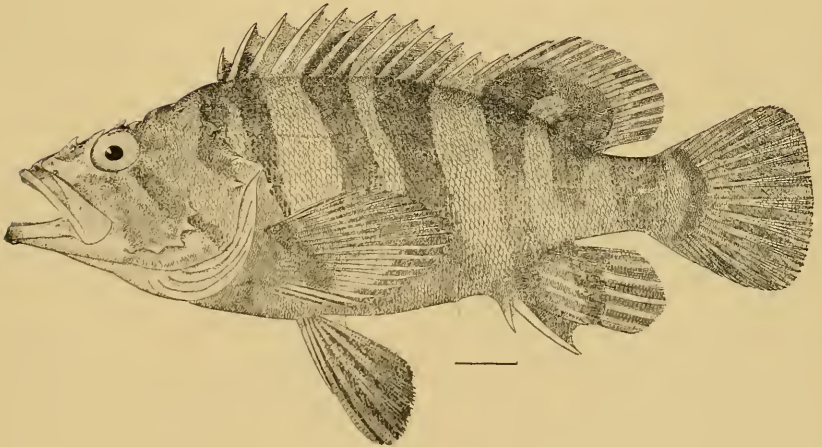
665

664. *SEBASTODES CAURINUS*. (P. 1820.)  
665. *SEBASTODES MALIGER*. (P. 1822.)






666



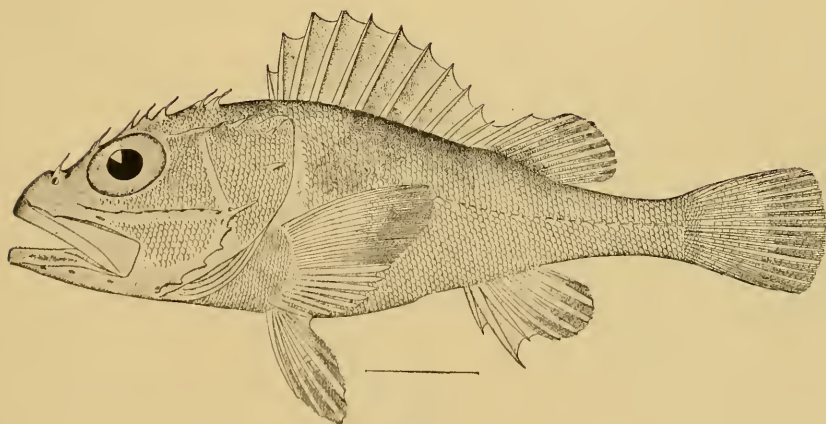
667

666. *SEBASTODES GILBERTI*. (P. 1823.)  
667. *SEBASTODES SERRICEPS*. (P. 1827.)





668

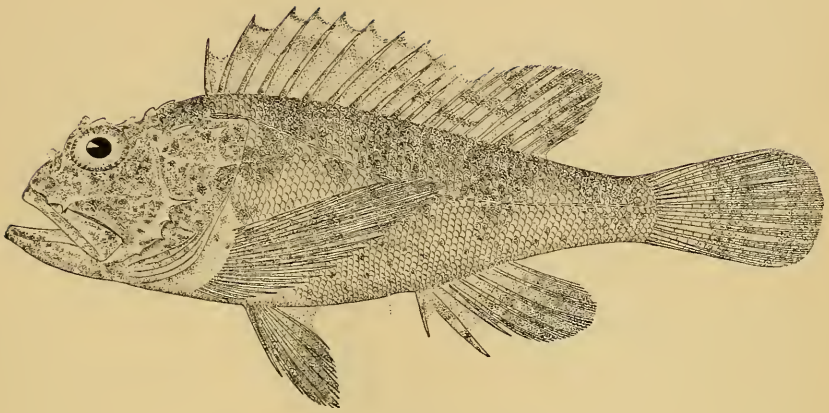


669

668. *SEBASTODES NIGROCINCTUS*. (P. 1827.)  
669. *SCORPÆNA CRISTULATA*. (P. 1841.)







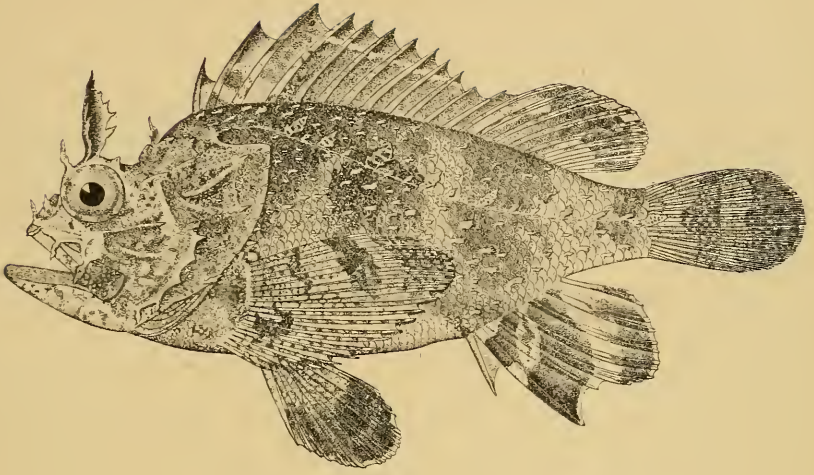
670



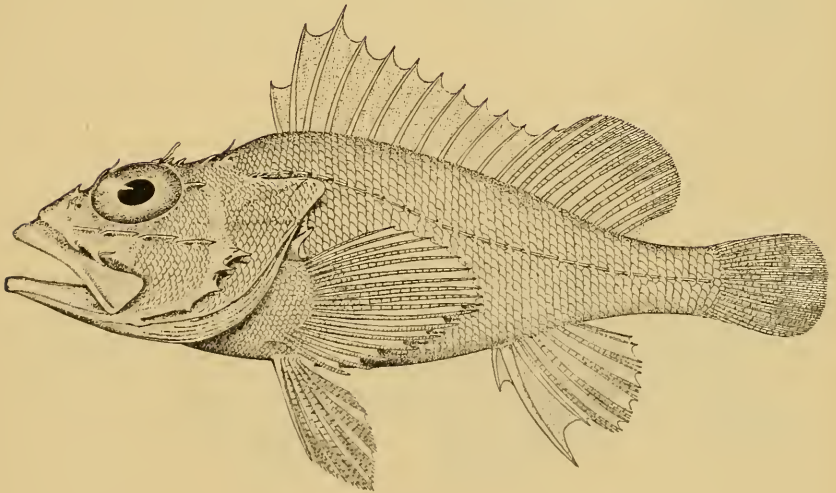
671

670. SCORPÆNA BRASILIENSIS. (P. 1842.)  
671. SCORPÆNA MYSTES. (P. 1849.)






672



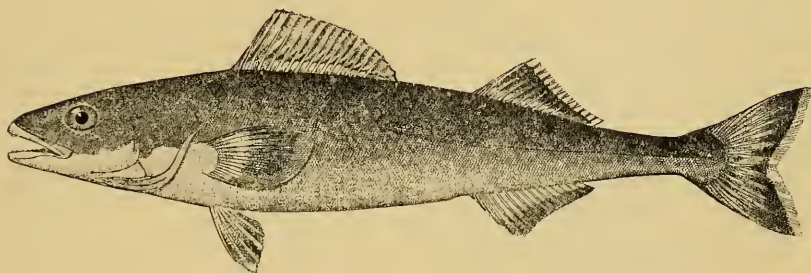
673

672. SCORPÆNA GRANDICORNIS. (P. 1850.)  
673. PONTINUS MACROLEPIS. (P. 1855.)

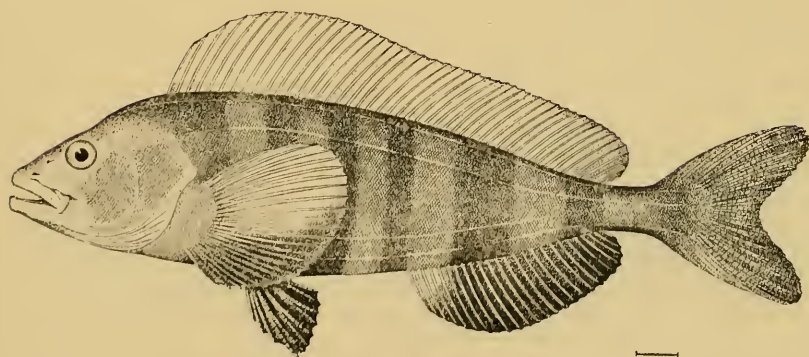




674



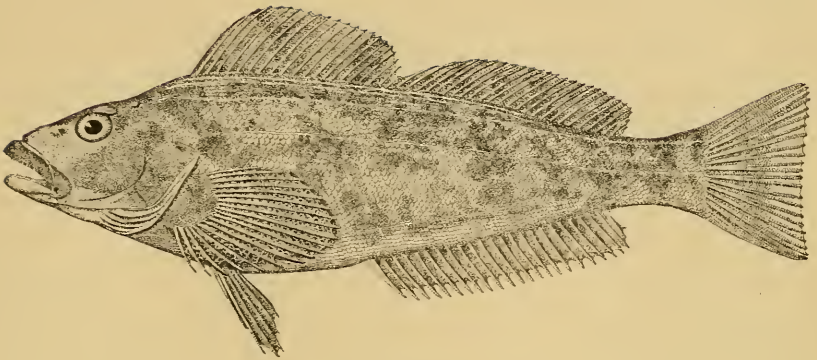
675



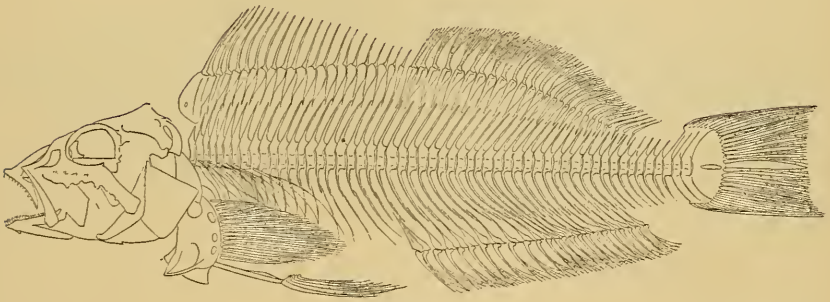
676

674. *SETARCHES PARMATUS*. (P. 1860.)  
675. *ANOPLOPOMA FIMBRIA*. (P. 1862.)  
676. *PLEUROGRAMMUS MONOPTERYGIUS*. (P. 1861.)

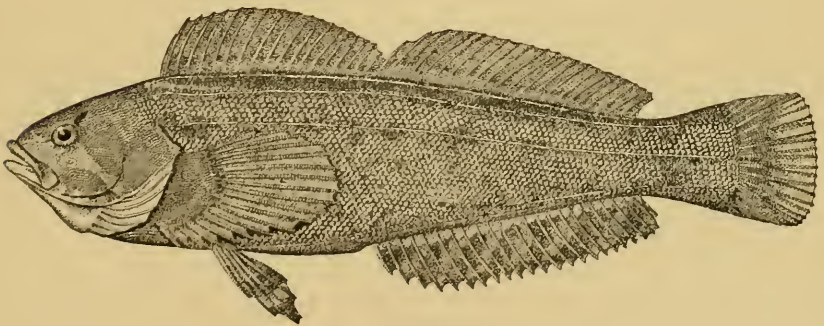




677



677a

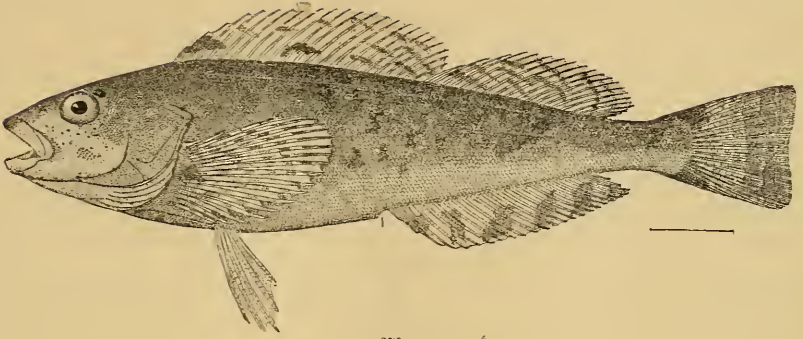


678

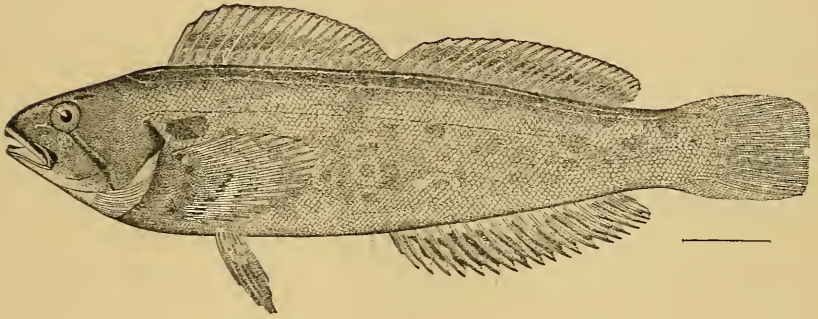
677, 677a. HEXAGRAMMOS DECAGRAMMUS. (P. 1867.)  
678. HEXAGRAMMOS OCTOGRAMMUS. (P. 1869.)



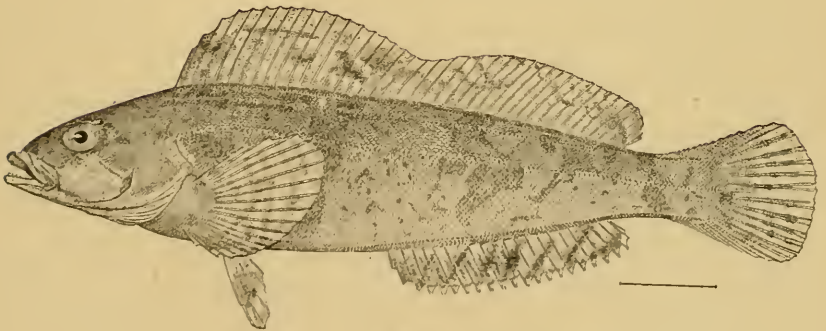




679



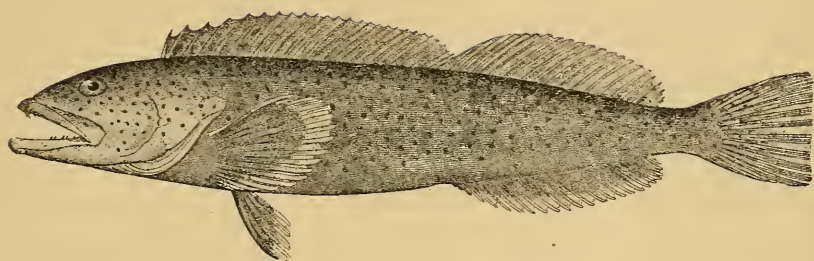
680




681

- 679. HEXAGRAMMOS STELLERI. (P. 1871.)
- 680. HEXAGRAMMOS SUPERCILIOSUS. (P. 1872.)
- 681. HEXAGRAMMOS OTAKII. (P. 1867.)

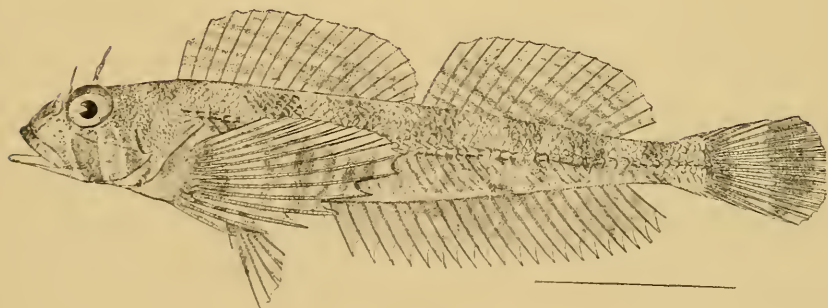




682



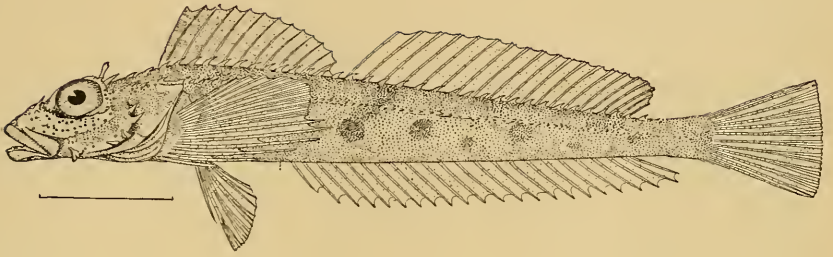
683



684

682. *OPHIDION ELONGATUS*. (P. 1875.)  
683. *OXYLEBIUS PICTUS*. (P. 1878 )  
684. *JORDANIA ZONOPE*. (P. 1884.)

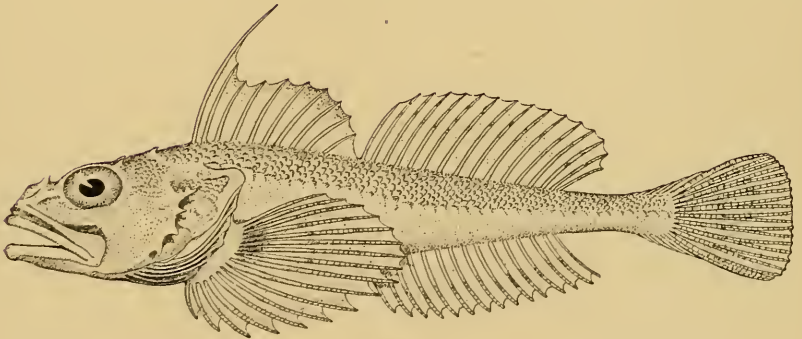




685



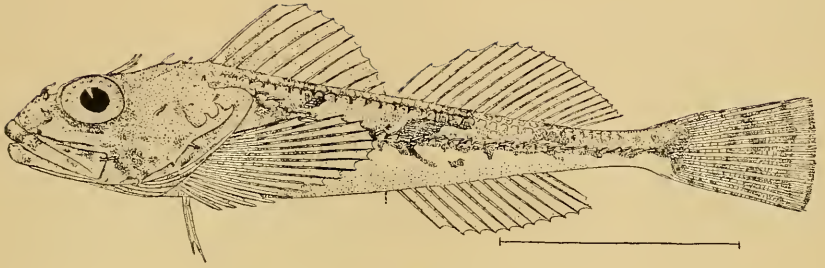
686



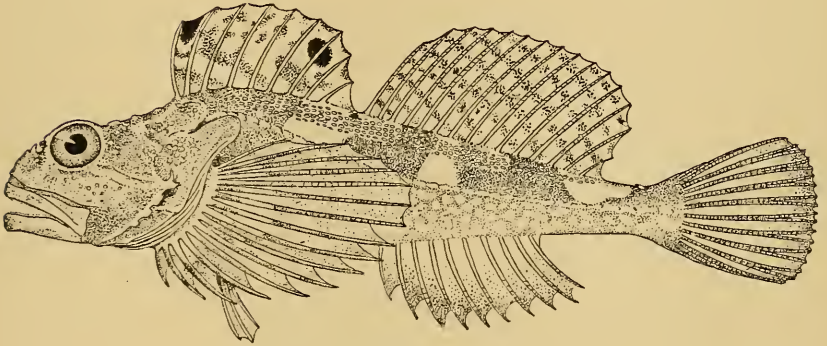
687

685. *ALCIDEA THOBURNI*. (P. 1887.)  
686. SKULL OF *SCORPENICHTHYS MARMORATUS*. (P. 1889.)  
687. *CHITONOTUS PUGETENSIS*. (P. 1890.)

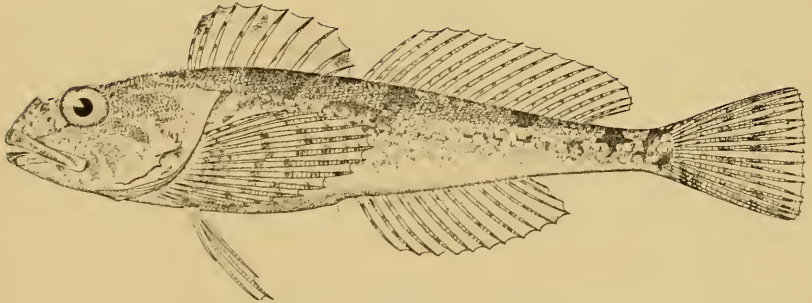




688



689

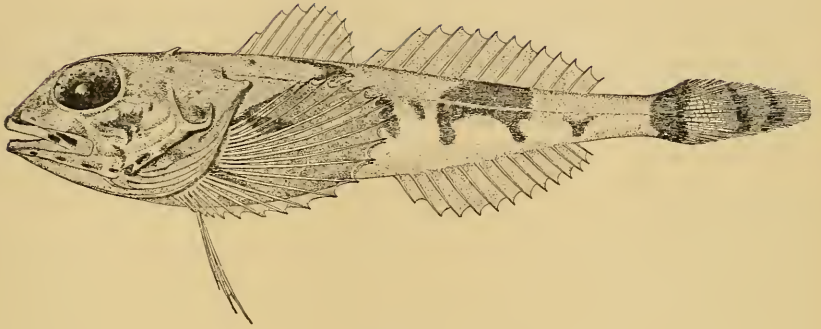


689a

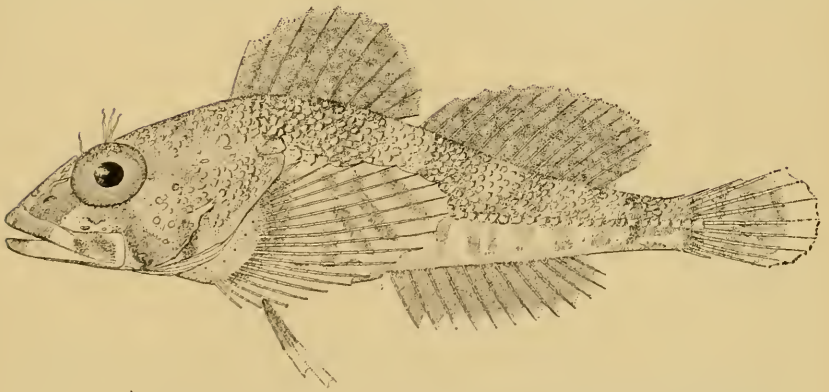
688. *ICELINUS BOREALIS*. (P. 1896.)  
689. *ASTROLYTES NOTOSPILOTUS*. (P. 1899.)  
689a. *ASTROLYTES NOTOSPILOTUS*; young? (P. 1899.)







690



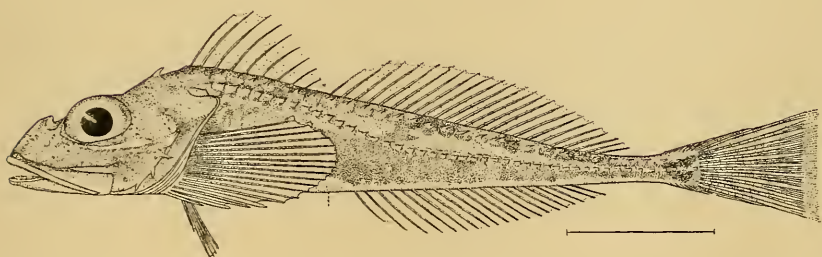
691

690. *ARTEDIELLUS ATLANTICUS*. (P. 1906.)  
691. *RUSCARIUS MEANYI*. (P. 1908.)

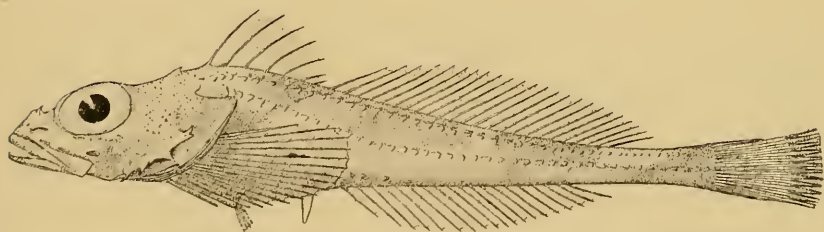




692



693



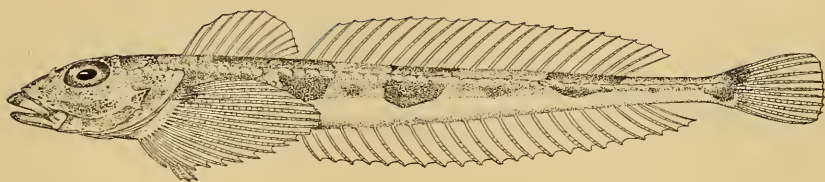
694

692. *RASTRINUS SCUTIGER*. (P. 1909.)

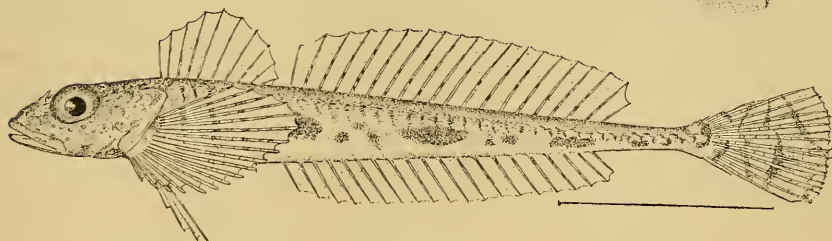
693. *ICELUS SPINIGER*. (P. 1914.)

694. *ICELUS CANALICULATUS*. (P. 1917.)

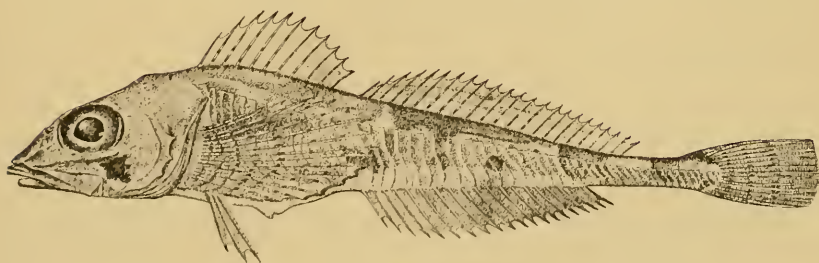




695



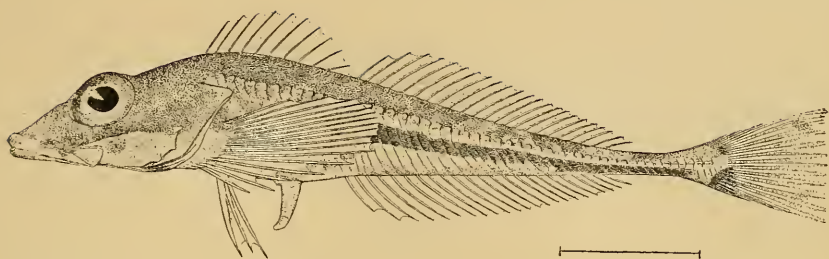
696



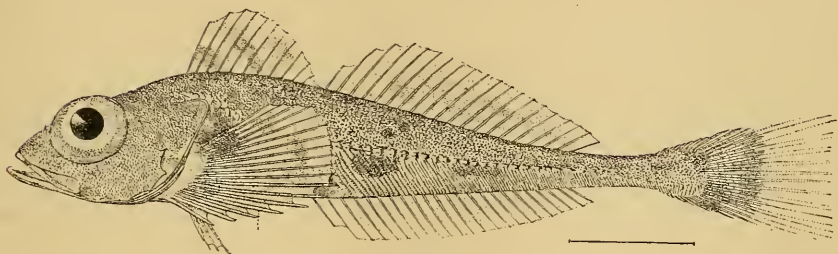
697

695. *RADULINUS BOLEOIDES*. (P. 1919.)  
696. *RADULINUS ASPRELLUS*. (P. 1920.)  
697. *TRIGLOPS PINGELI*. (P. 1923.)

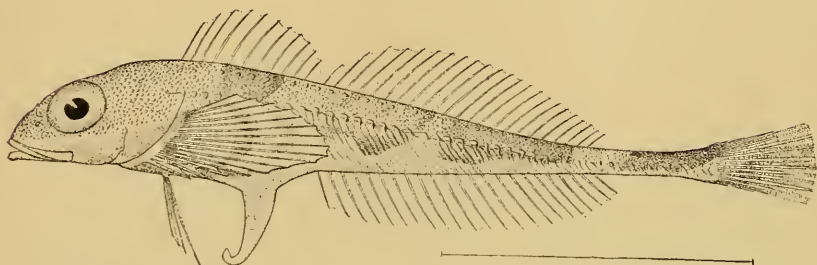




698



699



700

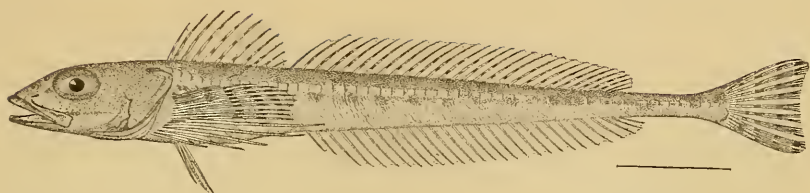


700a

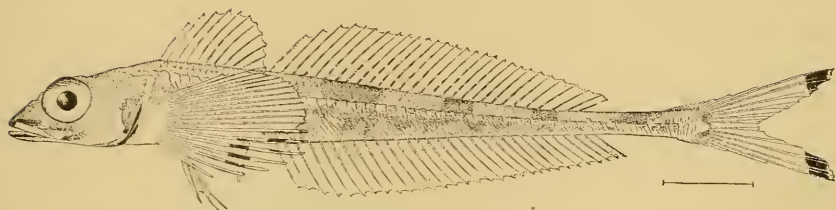
698. TRIGLOPS BEANI. (P. 1924.)  
 699. TRIGLOPS SCEPTICUS. (P. 1925.)  
 700, 700a. STERNIAS XENOSIETHUS. (P. 1927.)








701



702



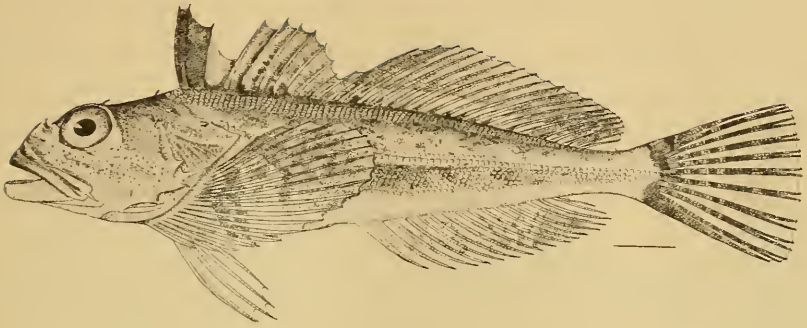
703

701. *PRIONISTIUS MACELLUS*. (P. 1928.)


702. *ELANURA FORFICATA*. (P. 1930.)

703. *MELLETES PAPILIO*. (P. 1932.)

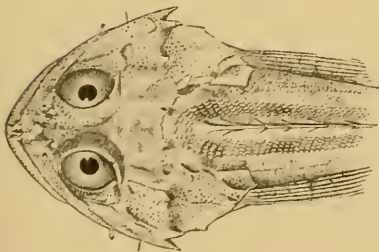




704



705



705a

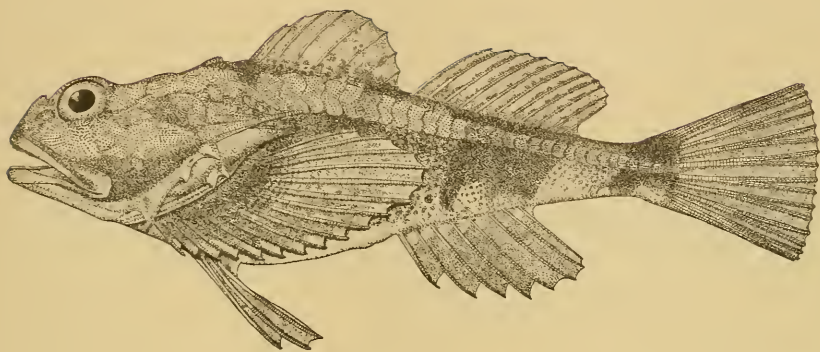


705b

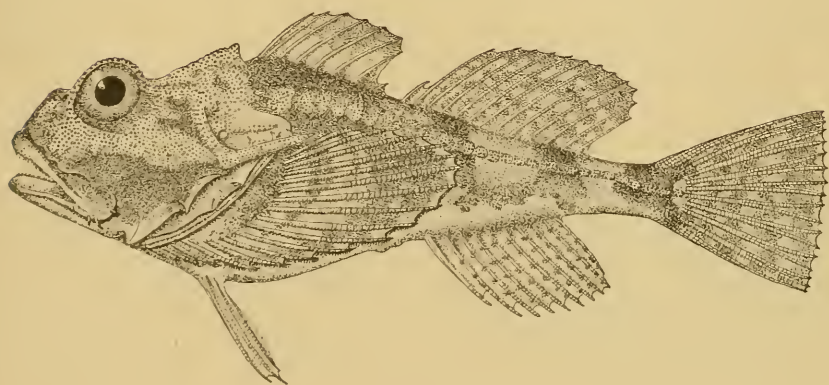
704. HEMILEPIDOTUS JORDANI. (P. 1934.)

705, 705a, 705b. HEMILEPIDOTUS HEMILEPIDOTUS. (P. 1935.)





706

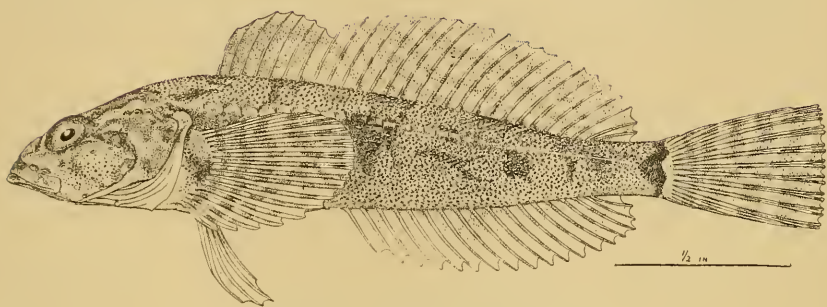


707

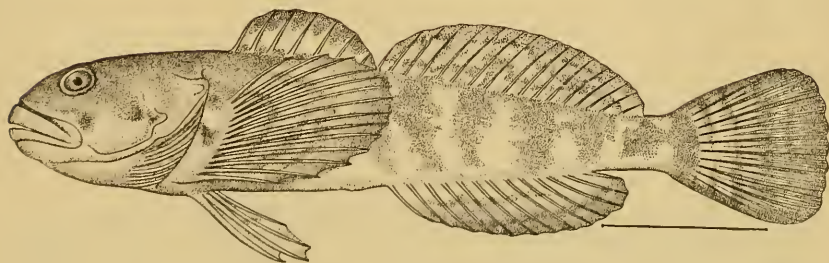
706. *ENOPHRYUS BISON*. (P. 1938.)

707. *CERATOCOTTUS DICERAUS*. (P. 1940.)





708



709

708. *COTTUS EVERMANNI*. (P. 1945.)  
709. *COTTUS PUNCTULATUS*. (P. 1948.)



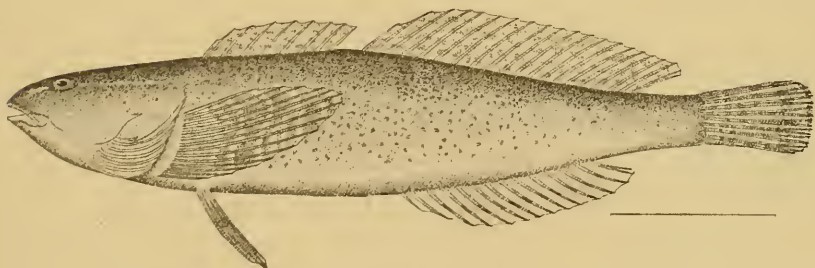




710



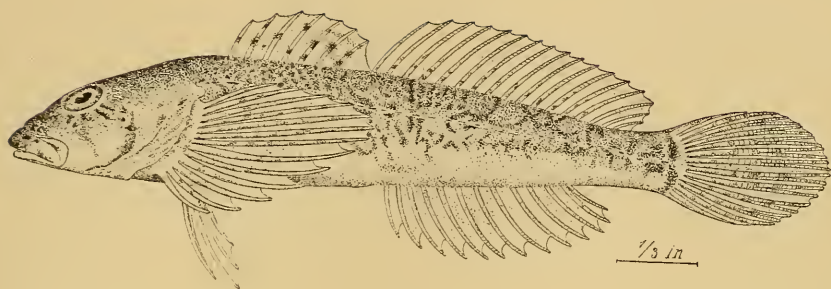
711



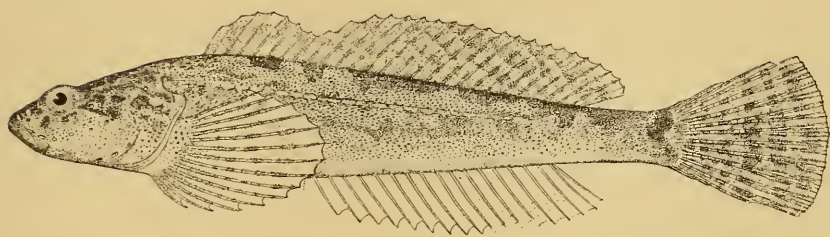
712

710. *COTTUS PERPLEXUS*. (P. 1955.)  
711. *COTTUS KLAMATHENSIS*. (P. 1955.)  
712. *COTTUS ALEUTICUS*. (P. 1957.)

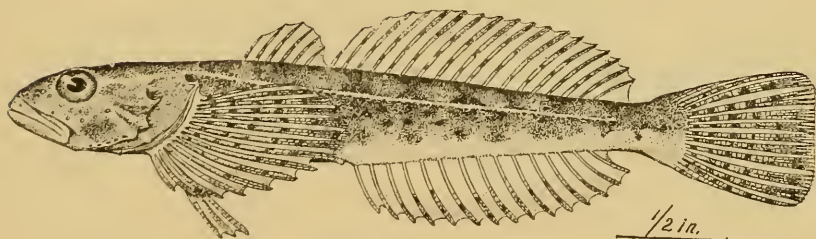




713



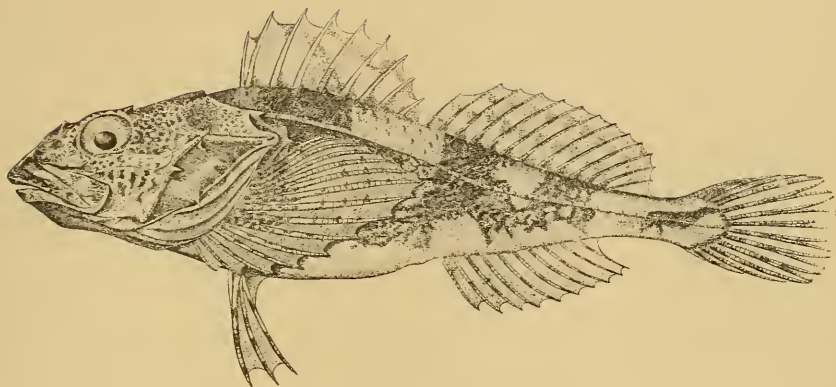
714



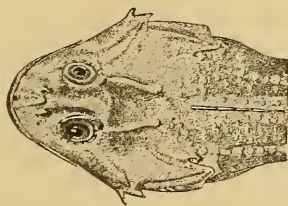
715

713. *COTTUS LEIOPOMUS*. (P. 1962.)  
714. *COTTUS PRINCEPS*. (P. 1962.)  
715. *URANIDEA TENUIS*. (P. 1966.)





716



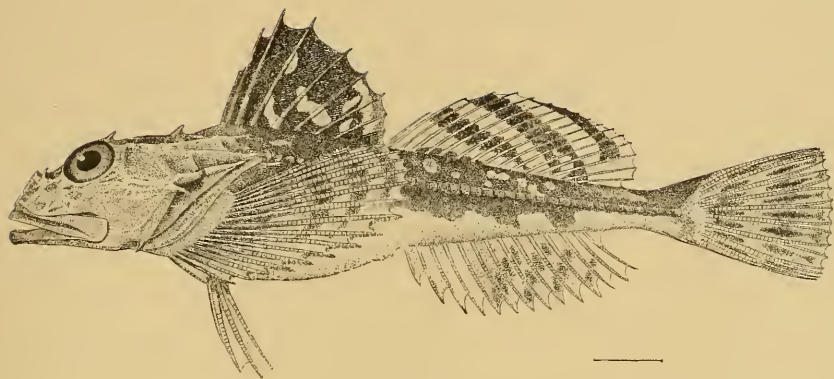
716a



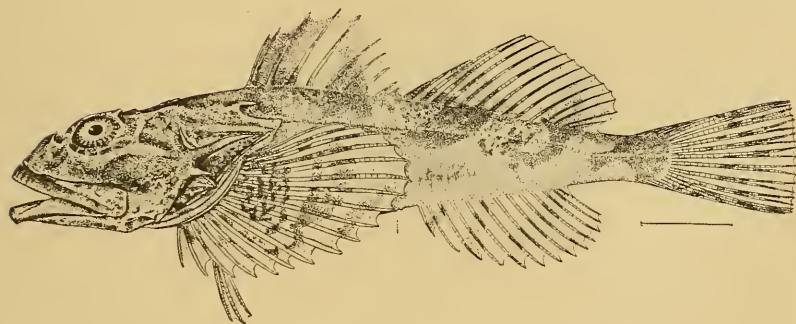
717

716, 716a. MYOXOCEPHALUS JENEUS. (P. 1972.)  
717. MYOXOCEPHALUS SCORPIUS. (P. 1974.)

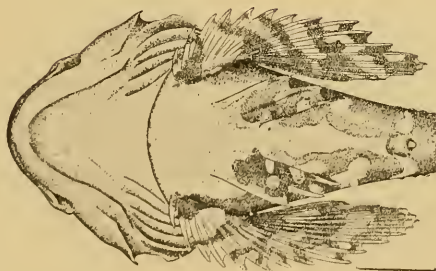




718



719

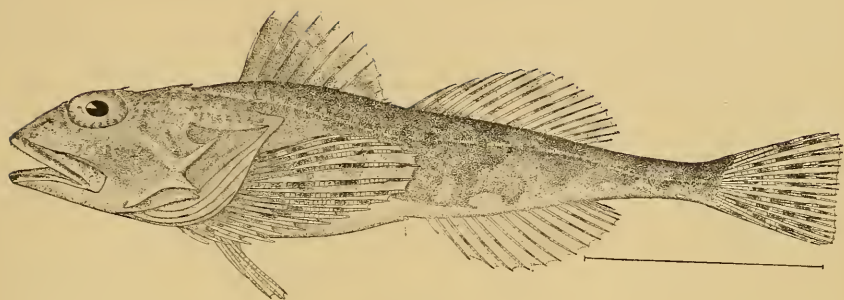


720

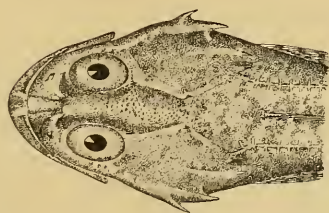
718. *MYOXOCEPHALUS OCTODECIMSPINOSUS*. (P. 1976.)  
719. *MYOXOCEPHALUS POLYACANTHOCEPHALUS*. (P. 1976.)  
720. *MYOXOCEPHALUS JAOK*. (P. 1977.)



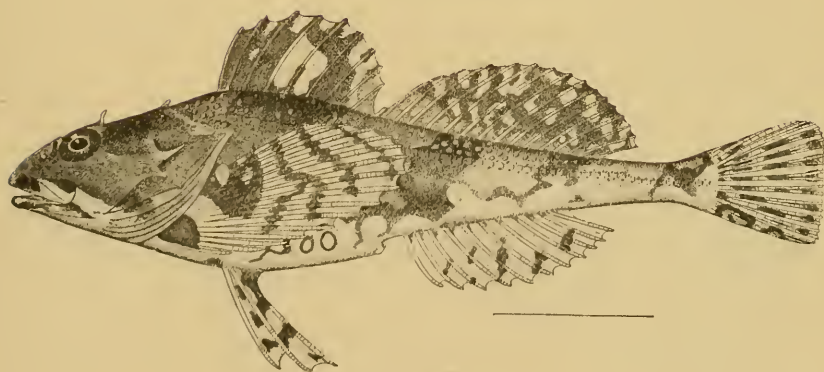




721



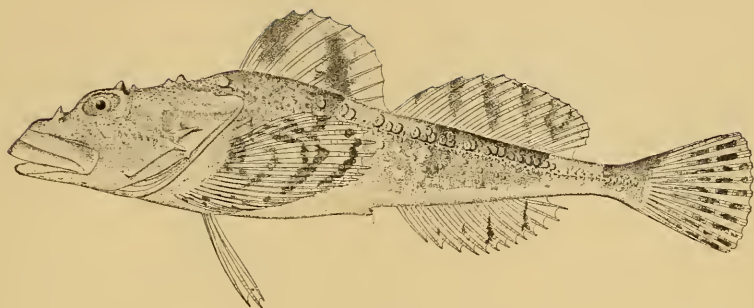
721a



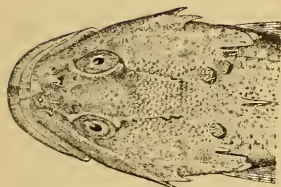
722

721, 721a. *MYOXOCEPHALUS VERRUCOSUS*. (P. 1979.)  
722. *MYOXOCEPHALUS AXILLARIS*. (P. 1980.)





723



723a



723b



724

723, 723a, 723b. *MYOXOCEPHALUS STELLERI*. (P. 1981.)  
724. *MYOXOCEPHALUS NIGER*. (P. 1985.)







725



725a



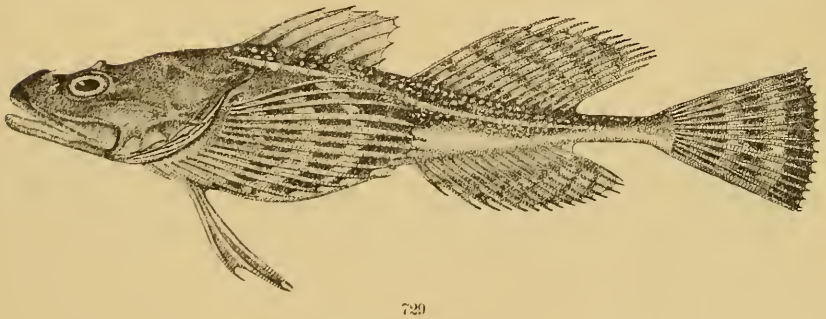
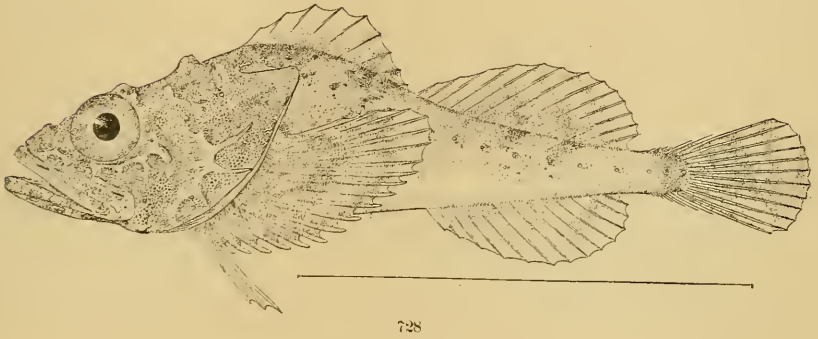
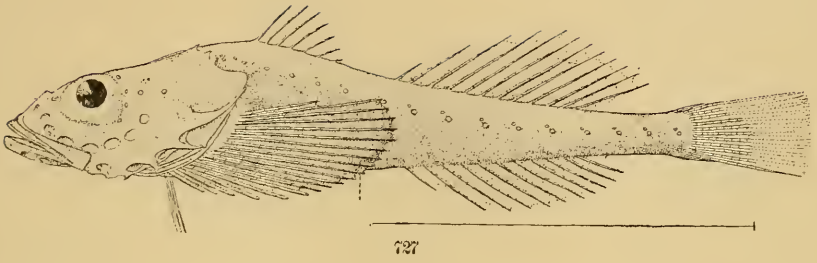
726a



726

725, 725a. *MEGALOCOTTUS PLATYCEPHALUS*. (P. 1987.)  
726, 726a. *MEGALOCOTTUS LATICEPS*. (P. 1988.)





727. *ZESTICELUS PROFUNDORUM*. (P. 1990.)  
728. *DASYCOTTUS SETIGER*. (P. 1991.)  
729. *ONCOCOTTUS QUADRICORNIS*. (P. 2001.)







730



730a



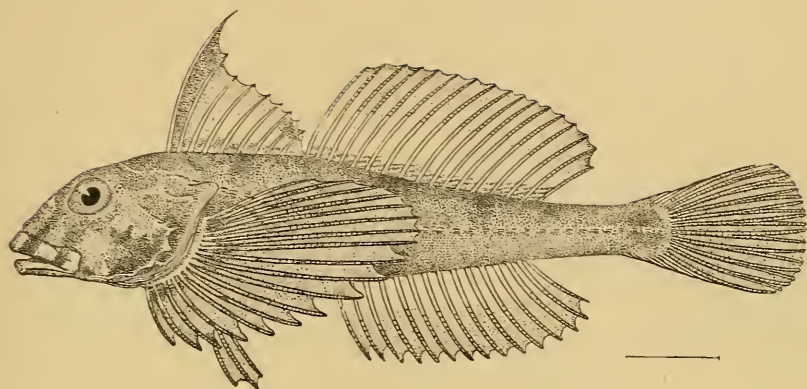
730b



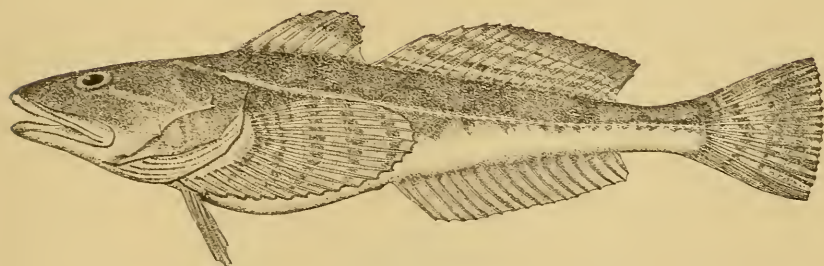
731

730, 730a, 730b. *GYMNOCANTHUS PISTILLIGER*. (P. 2006.)  
731. *GYMNOCANTHUS GALEATUS*. (P. 2010.)






732



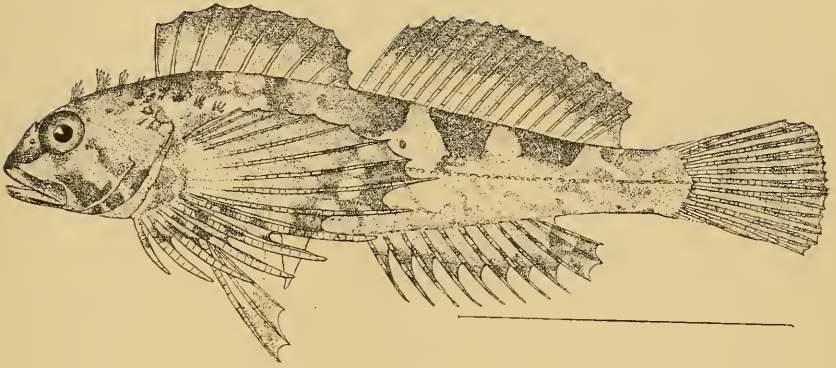
733



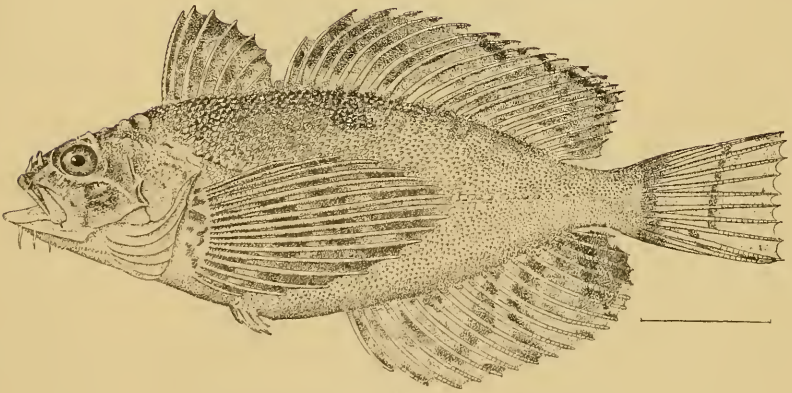
734

732. *LEIOCOTTUS HIRUNDO*. (P. 2011.)  
733. *LEPTOCOTTUS ARMATUS*. (P. 2012.)  
734. *OLIGOCOTTUS MACULOSUS*. (P. 2013.)





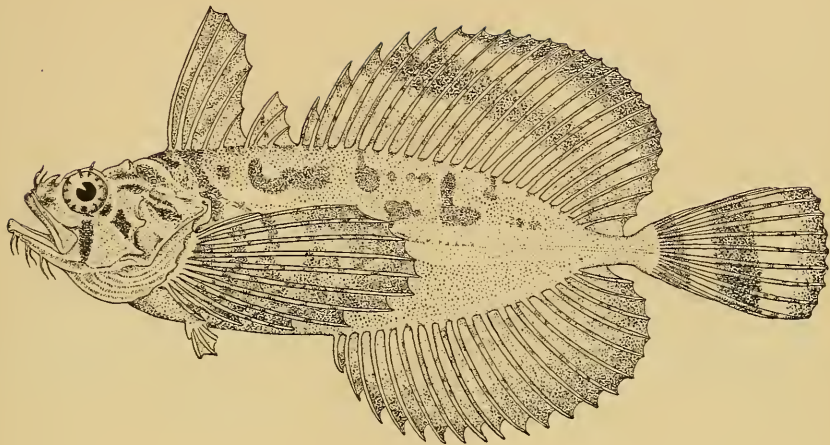
735



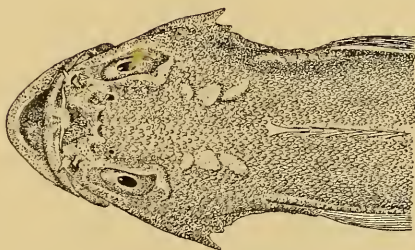
736

735. *BLENNICOTTUS EMBRYUM*. (Pp. 2016, 2864.)  
736. *HISTIOCOTTUS BILOBUS*. (P. 2018.)

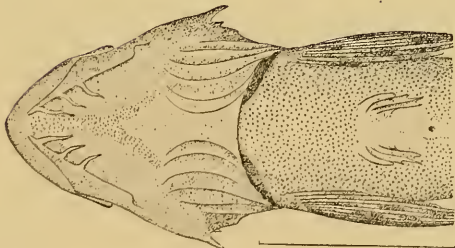




737



737a



737b

737, 737a, 737b. BLEPSIAS CIRRHOSUS. (P. 2018.)







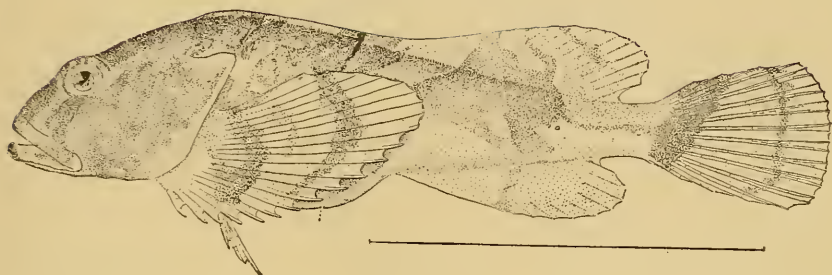
738



739

738. HEMIRIPTERUS AMERICANUS. (P. 2023.)  
739. ASCELICHTHYS RHODORUS. (P. 2025.)





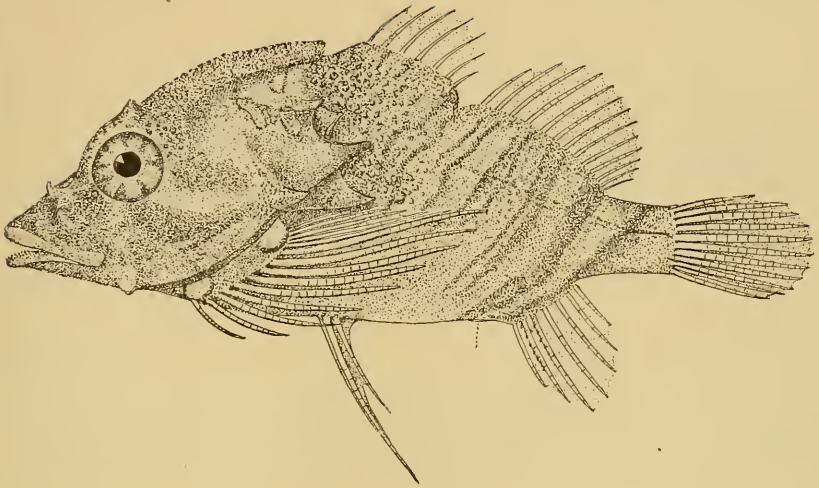
740



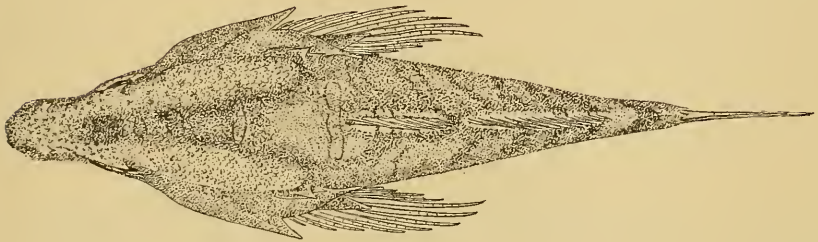
741

740. *PSYCHROLUTES PARADOXUS*. (P. 2026.)  
741. *GILBERTIDIA SIGOLUTES*. (P. 2028.)





742



742a

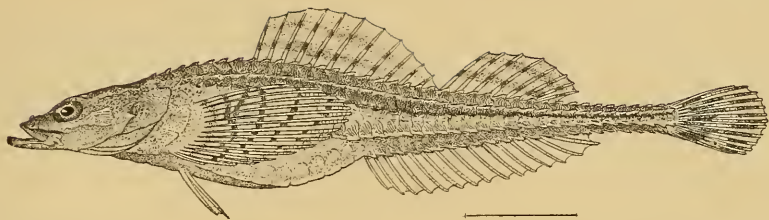


742b

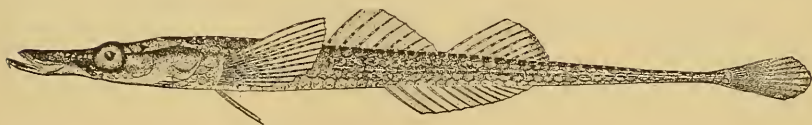


742c

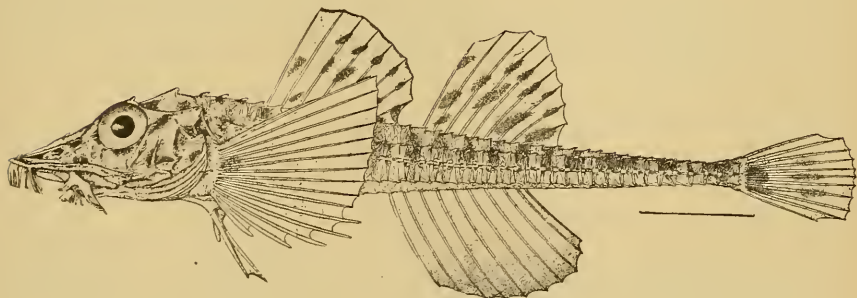




743



744



745

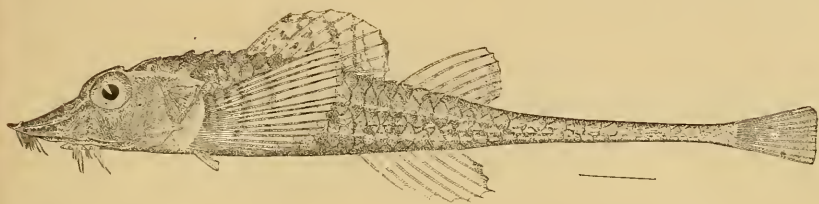


745a

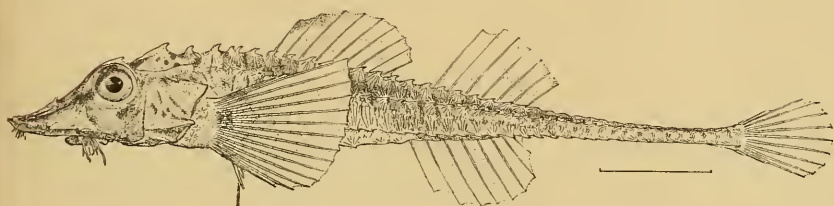
743. OCCA DODECAEDRON. (P. 2044.)  
744. PALLASINA BARBATA. (P. 2049.)  
745, 745a. PODOTHECUS ACCIPITER. (P. 2055.)



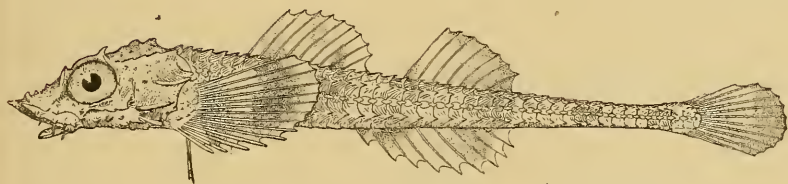





746



747



748



749



747a



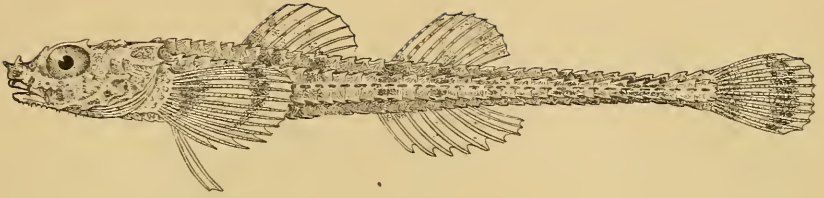
748a



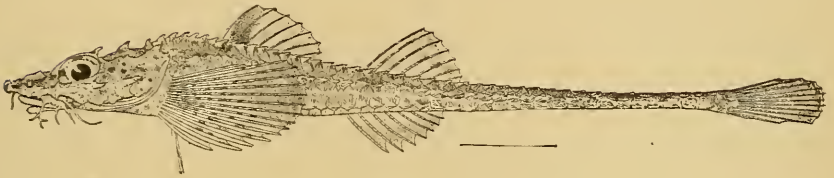
749a

746. *PODOTHECUS ACIPENSERINUS*. (P. 2061.)  
747, 747a. *PODOTHECUS VETERENS*. (P. 2063.)  
748, 748a. *STELGIS VULSUS*. (P. 2067.)  
749, 749a. *AVERRUNCUS EMMELANE*. (P. 2069.)

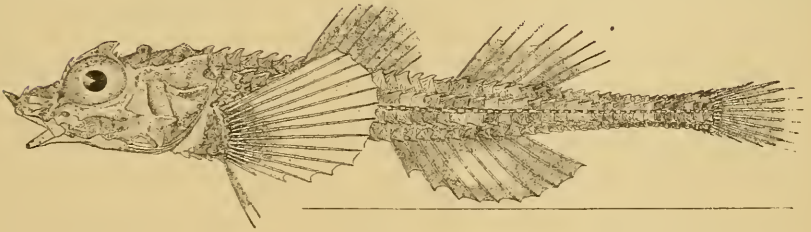




750



751



752



750a



752a

750, 750a. *AVERRUNCUS STERLETUS*. (P. 2071.)

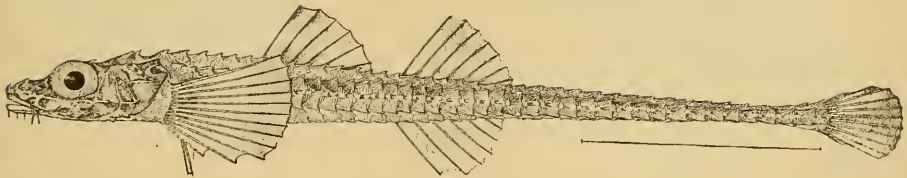
751. *SARRITOR FRENATUS*. (P. 2073.)

752, 752a. *XYSTES ANINOPHRYS*. (P. 2076.)





753



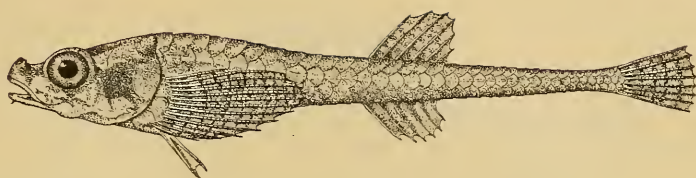
754



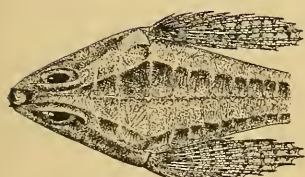
754a

753. BATHYAGONUS NIGRIPINNIS. (P. 2078.)  
754, 754a. XENOCHIRUS TRIACANTHUS. (P. 2084.)

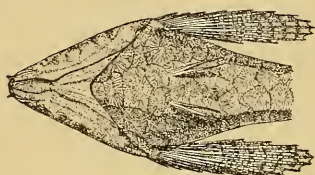




755



755a



755b



756

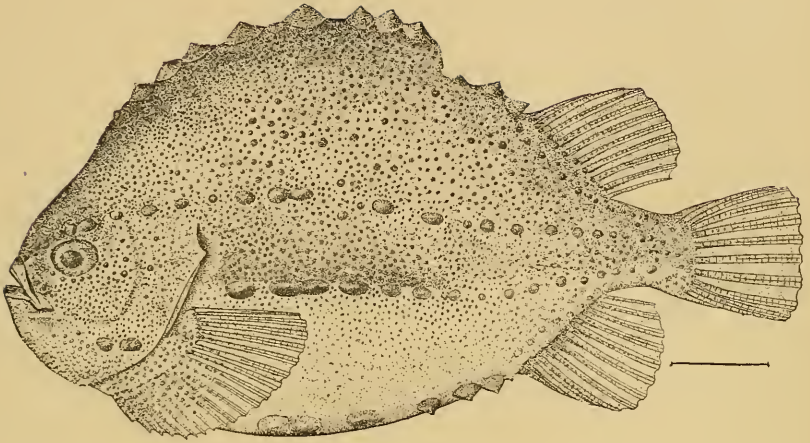


756a

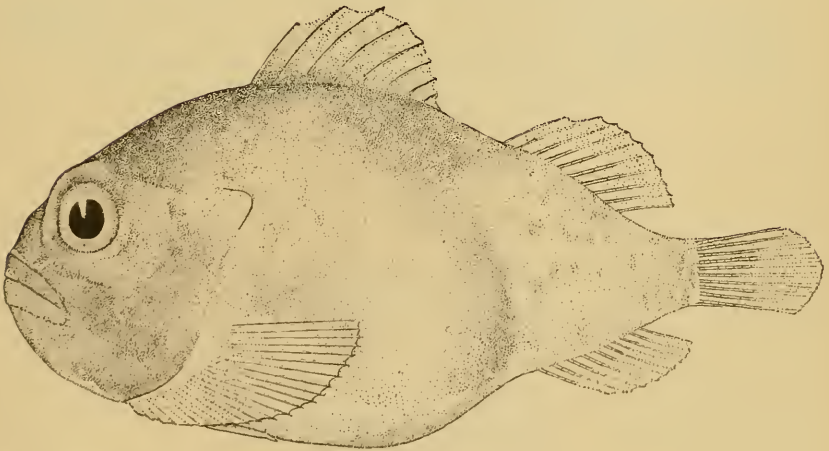
755, 755a, 755b. *ASPIDOPHOROIDES GUNTHERI*. (P. 2090.)  
756, 756a. *ASPIDOPHOROIDES MONOPTERYGIUS*. (P. 2091.)







757



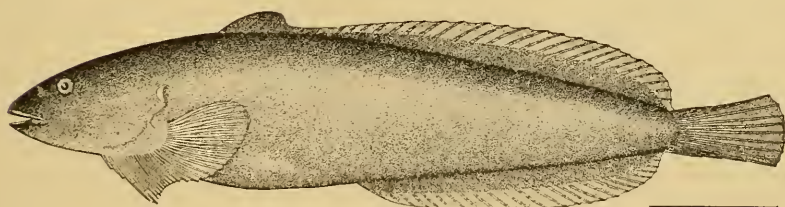
758

- 757. CYCLOPTERUS LUMPUS. (P. 2096.)
- 758. LETHOTREMUS MUTICUS. (P. 2101.)

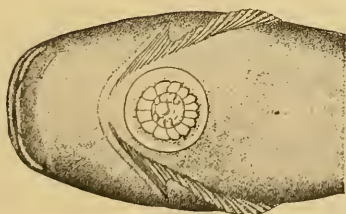




759



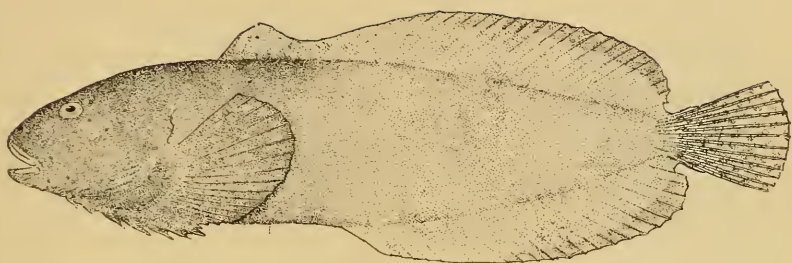
760



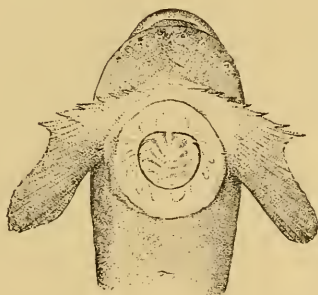
760a

759. *LETHOTREMUS VIOLENTUS*. (P. 2101.)  
760, 760a. *NEOLIPARIS CALLIODON*. (P. 2110.)

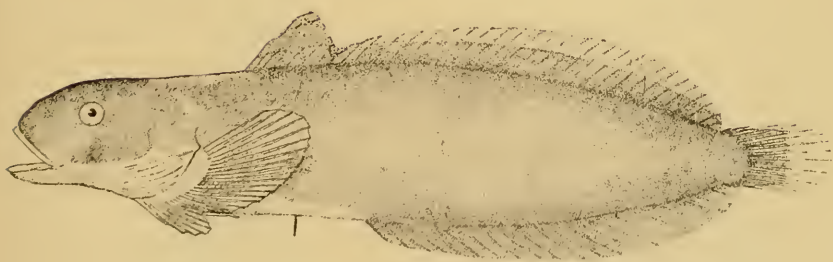




761



761a



762

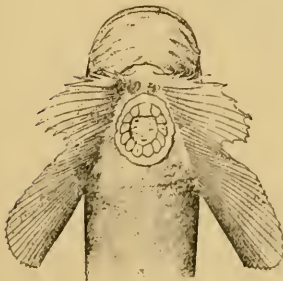
761, 761a. NEOLIPARIS MUCOSUS. (P. 2111.)  
762. NEOLIPARIS FLORE. (P. 2111.)




764



763



763a

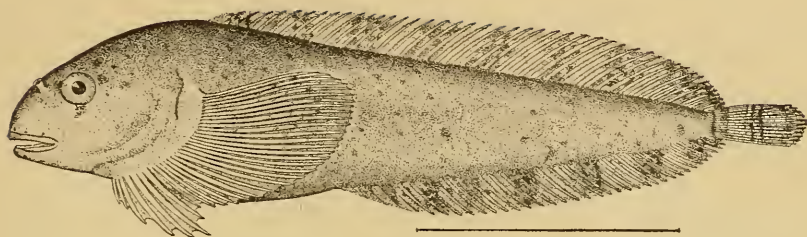


764a

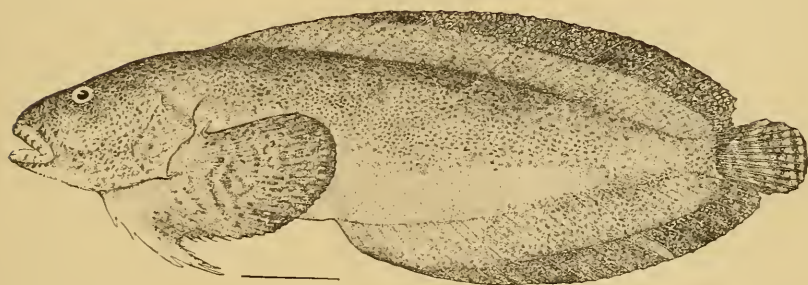
763, 763a. NEOLIPARIS GREENI. (P. 2112.)  
 764, 764a. LIPARIS CYCLOPUS. (P. 2118.)



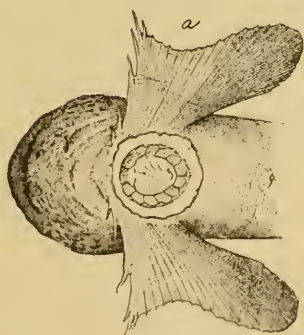




765



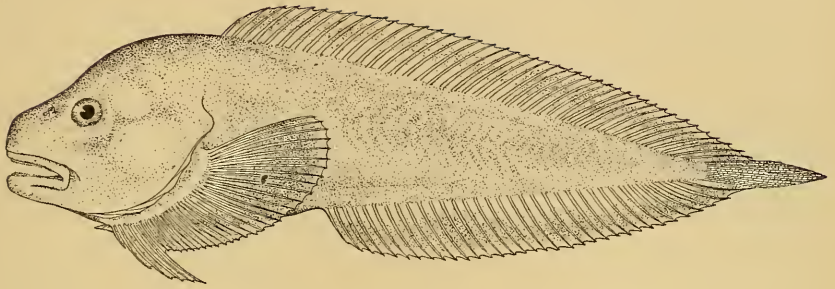
766



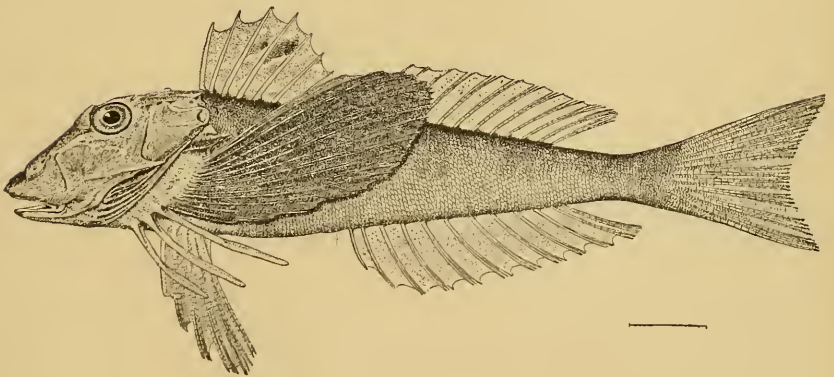
766a

765. LIPARIS AGASSIZII. (P. 2121.)  
766, 766a. LIPARIS DENNYI. (P. 2124.)





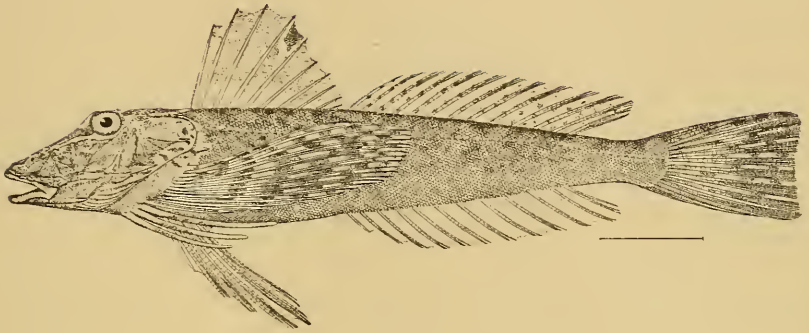
767



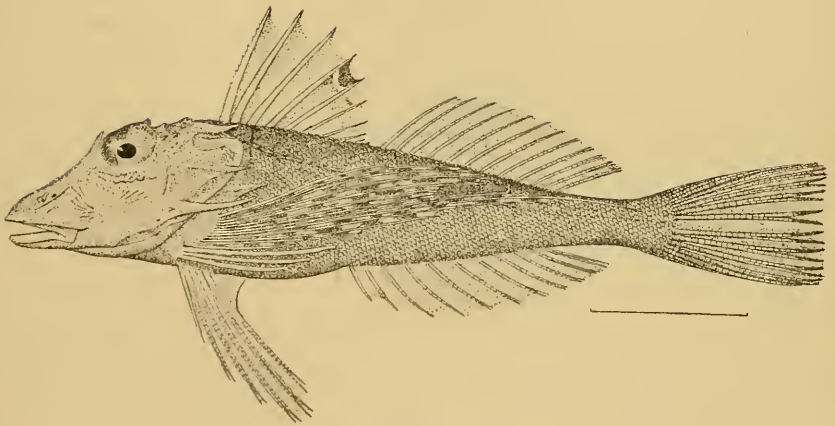
768

767. BATHYPHASMA OVIGERUM. (P. 2128.)  
768. PRIONOTUS CAROLINUS. (P. 2156.)





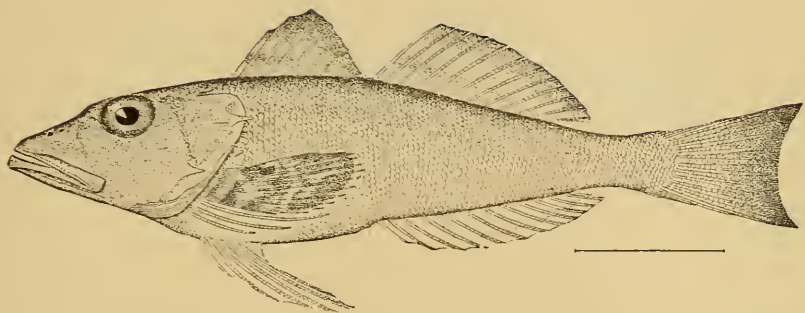
769



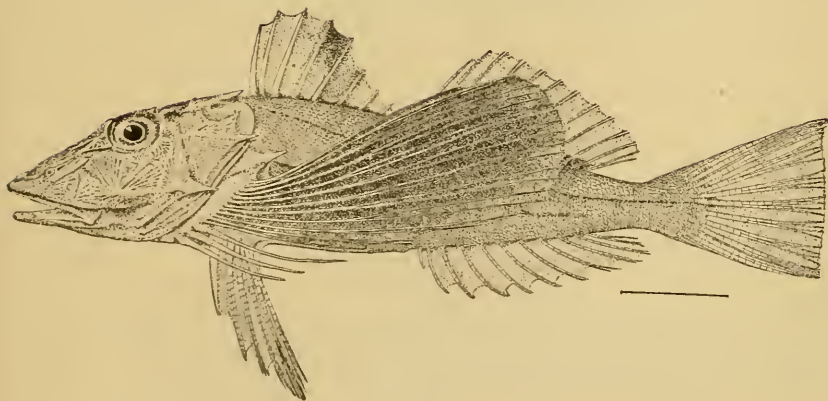
770

769. PRIONOTUS SCITULUS. (P. 2157.)  
770. PRIONOTUS ALATUS. (P. 2159.)





771



772

771. PRIONOTUS STEARNSI. (P. 2166.)

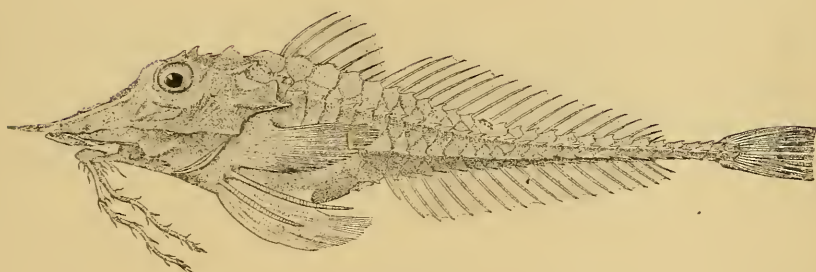
772. PRIONOTUS EVOLANS. (P. 2168.)







773



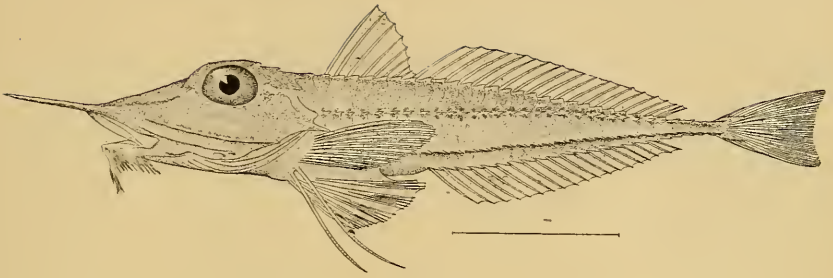
774



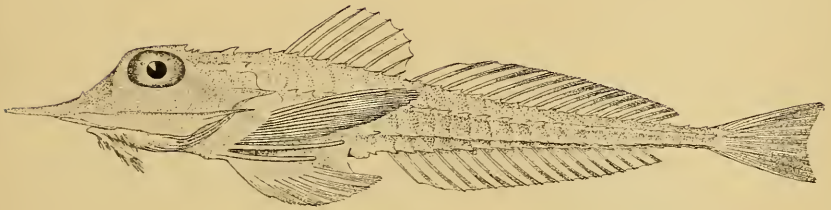
775

773. *BELLATOR EGRETTA*. (P. 2174.)  
774. *PERISTEDION MINIATUM*. (P. 2178.)  
775. *PERISTEDION LONGISPATUM*. (P. 2178.)






776



777

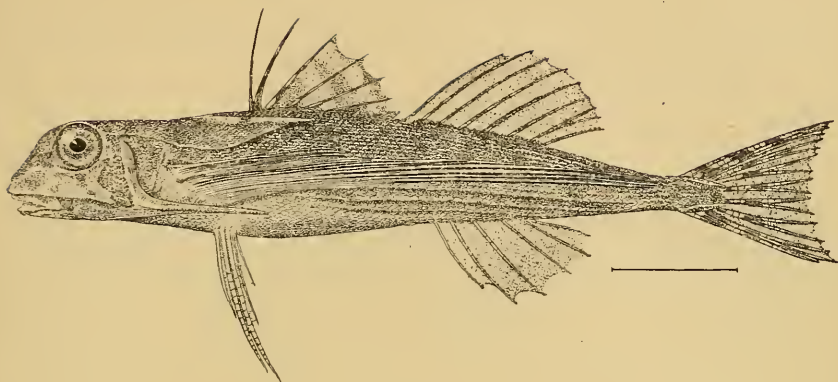


777a

776. *PERISTEDION GRACILE*. (P. 2179.)

777, 777a. *PERISTEDION PLATYCEPHALUM*. (P. 2180.)

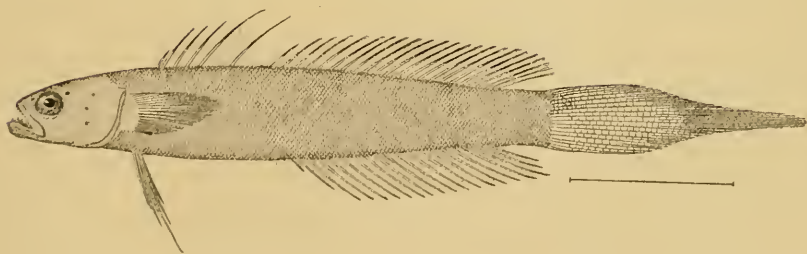




778



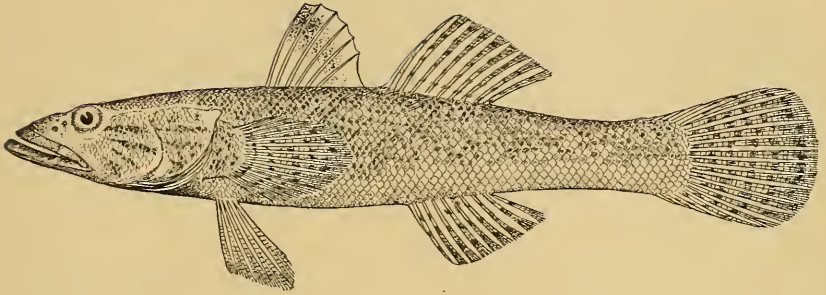
779



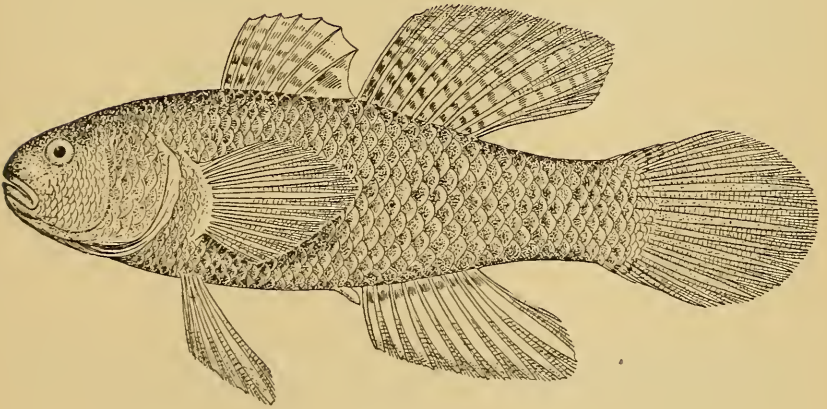
780

778. CEPHALACANTHUS VOLITANS. (P. 2183.)  
779. CALLIONYMUS AGASSIZII. (P. 2186.)  
780. IOGLOSSUS CALLURUS. (P. 2193.)





781

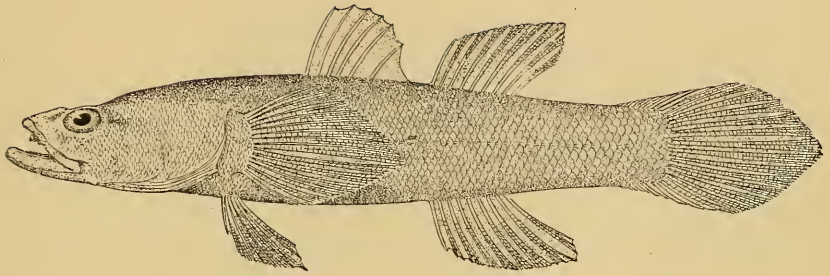


782

781. PHILYPNUS DORMITOR. (P. 2194.)  
782. DORMITATOR MACULATUS. (P. 2196.)

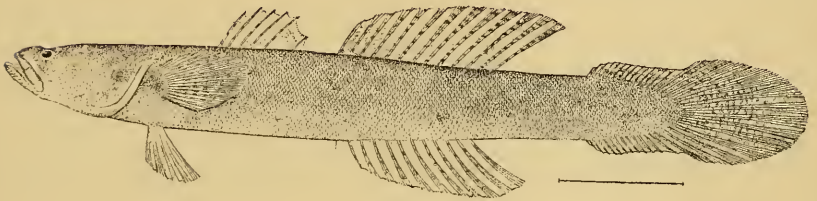






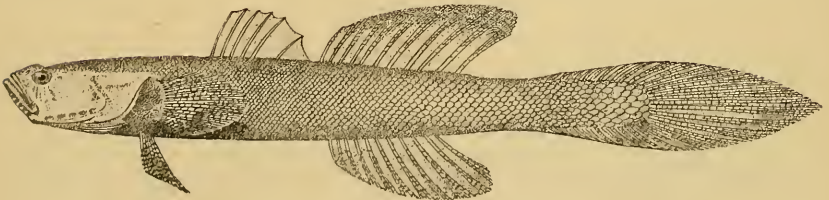
783

$\frac{1}{2}$  in.



784

—

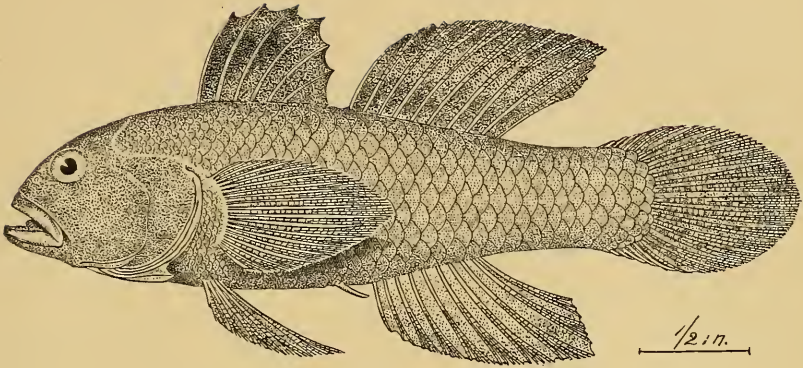


785

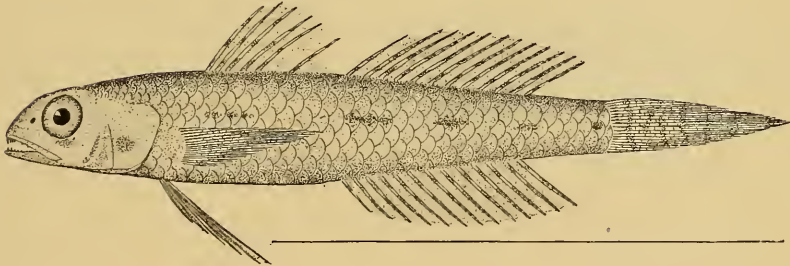
—

783. ELEOTRIS PISONIS. (P. 2200.)  
784. ALEXURUS ARMIGER. (P. 2203.)  
785. EROTELIS SMARAGDUS. (P. 2204.)

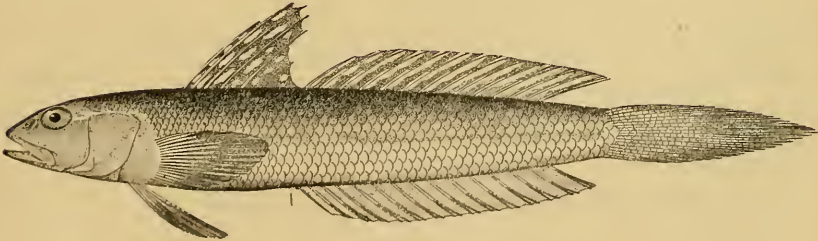




786



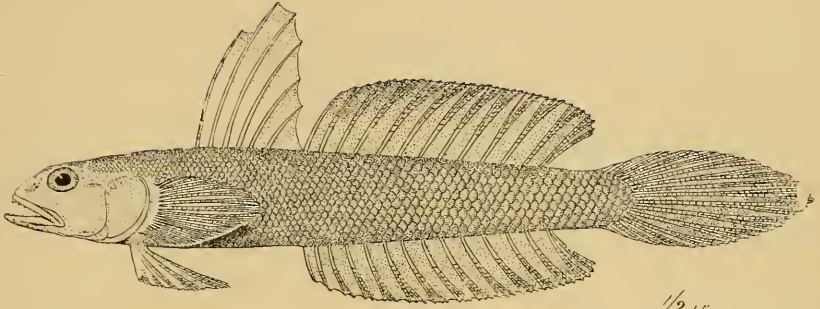
787



788


- 786. *LOPHOGOBIUS CYPRINOIDES*. (P. 2209.)
- 787. *GOBIOUS STIGMATICUS*. (P. 2224.)
- 788. *GOBIOUS HASTATUS*. (P. 2229.)



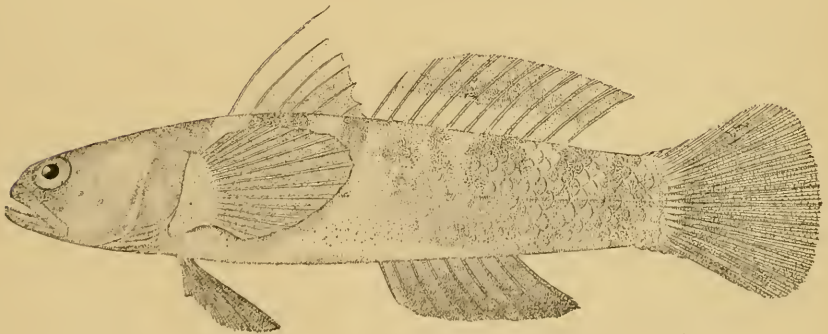


789

1/2 in.




789a



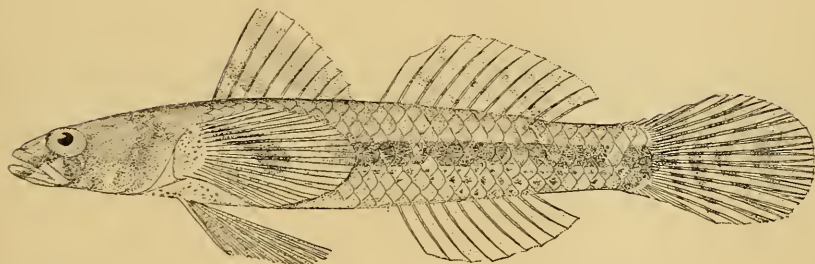
790

789 789a. *Gobius oceanicus*. (P. 2230.)  
790 *Garmannia paradoxa*. (P. 2232.)

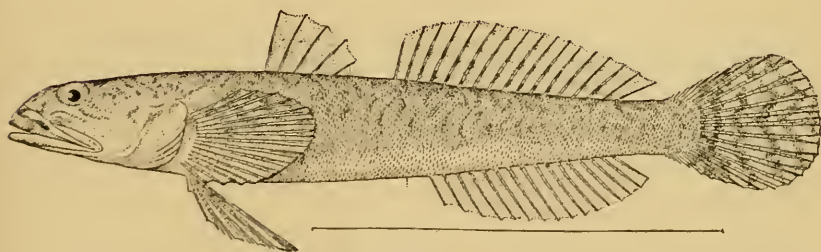




791



792



793

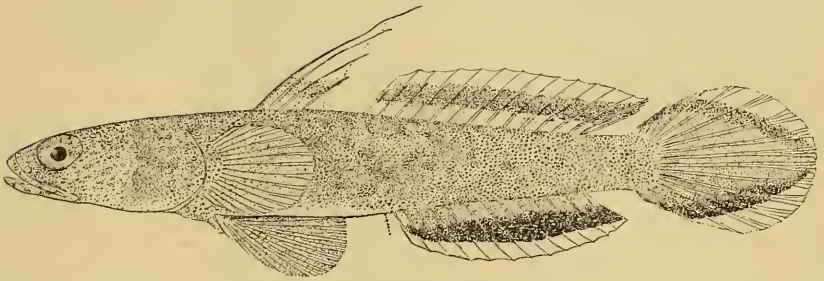
791. *BOLLMANNIA CHILAMYDES*. (P. 2238.)

792. *ABOMA ETHEOSTOMA*. (P. 2240.)

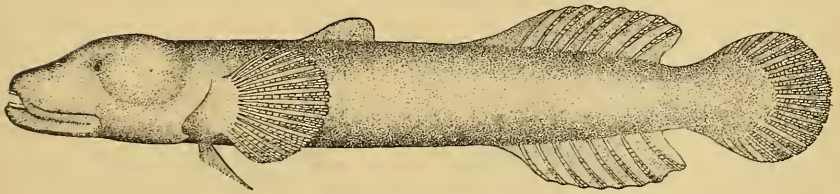
793. *CLEVELANDIA IOS*. (P. 2254.)







794



795

$\frac{1}{2}$  in



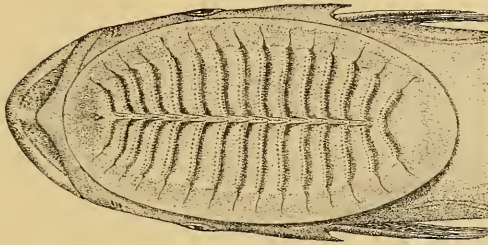
796

794. EVERMANNIA ZOSTERURA. (P. 2256.)  
795. TYPHLOGOBIUS CALIFORNIENSIS. (P. 2262.)  
796. ECHENEIS NAUCRATES. (P. 2269.)





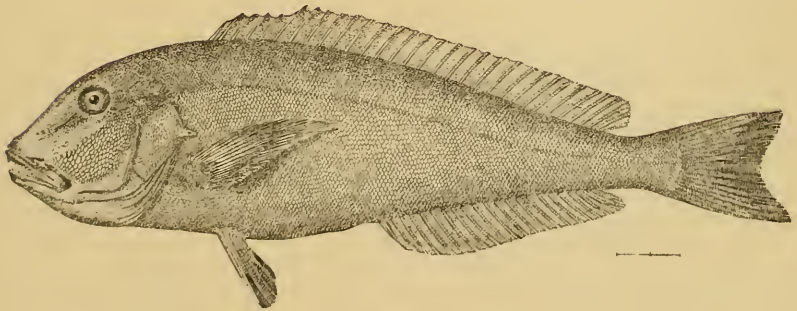
797



797a



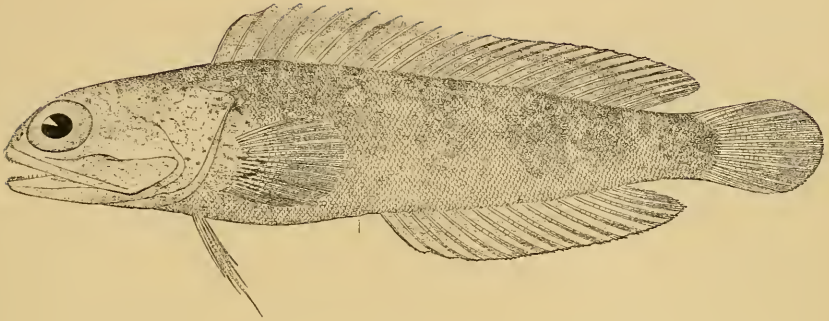
798



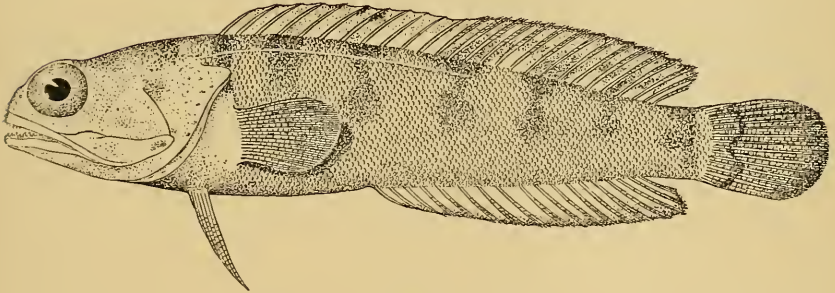
799

- 797, 797a. REMORA BRACHYPTERA. (P. 2272.)  
798. RHOMBOCHIRUS OSTEOCHIR. (P. 2273.)  
799. CAOLOLATILUS MICROPS. (P. 2277.)

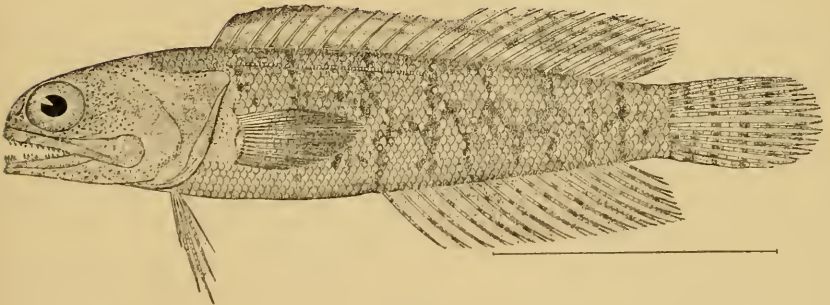




800



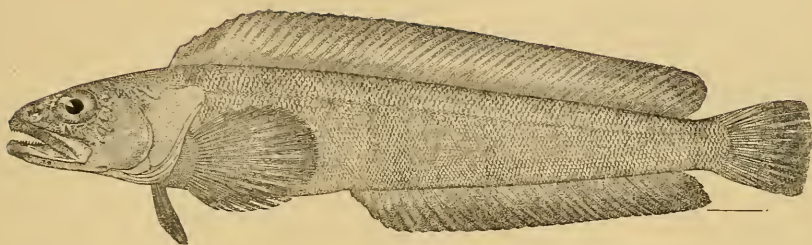
800a



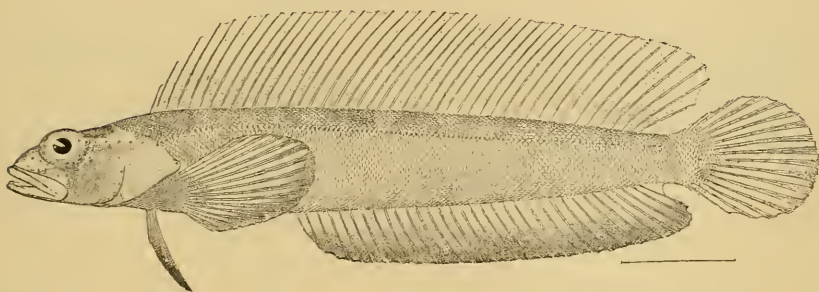
801

800, 800a. *OPISTHOGNATHUS MACROGNATHUM*. (P. 2281.)  
801. *GNATHYPOPS MAXILLOSA*. (P. 2284.)

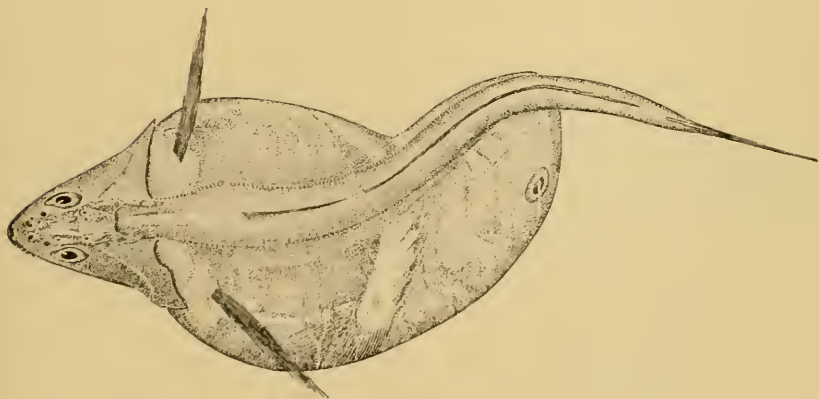




802



803

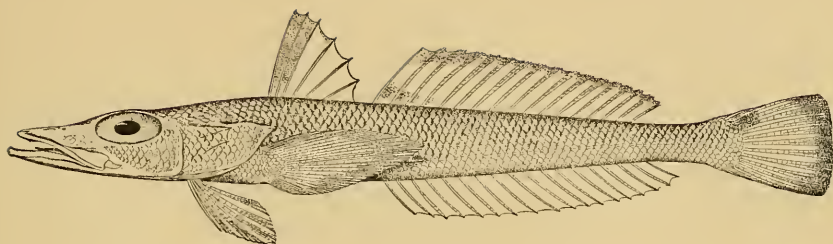


804

802. BATHYMASTER SIGNATUS. (P. 2288.)  
803. RONQILUS JORDANI. (P. 2289.)  
804. CHIASMODON NIGER. (P. 2291.)



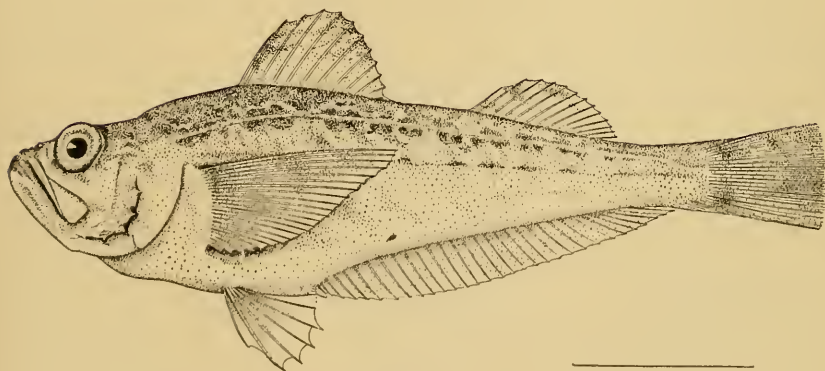




805



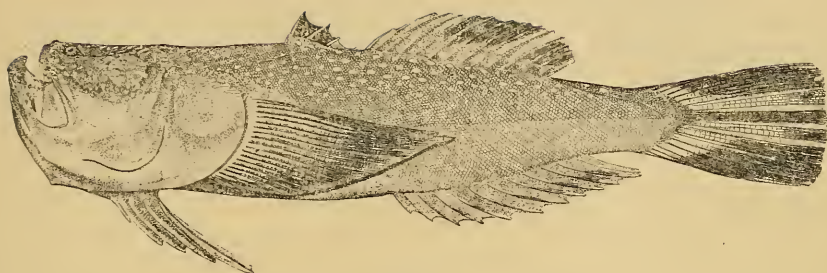
806



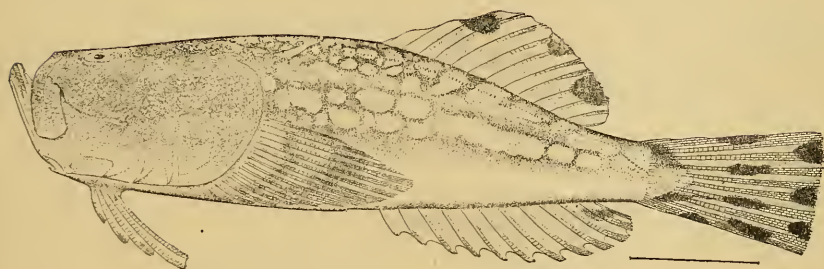
807

805. *HYPSICOMETES GOBIOIDES*. (P. 2294.)  
806. *TRICHODON TRICHODON*. (P. 2295.)  
807. *ARCTOSCOPIUS JAPONICUS*. (P. 2297.)





808



809



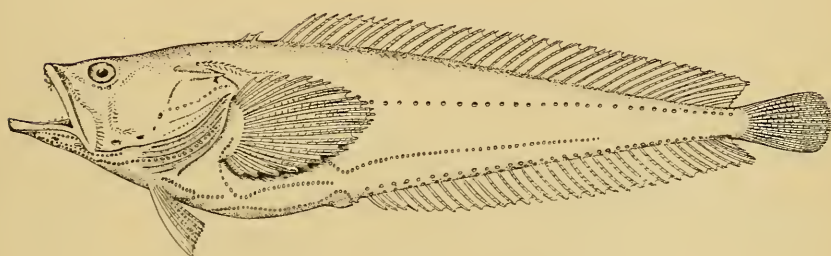
809a

808. *ASTROSCOPUS Y-GRECUM*. (P. 2307.)  
809, 809a. *KATHETOSTOMA ALBIGUTTA*. (P. 2312.)

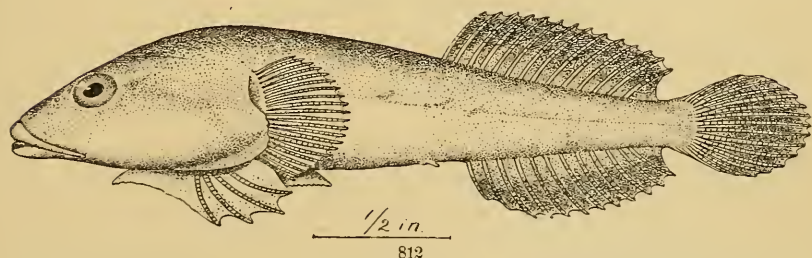




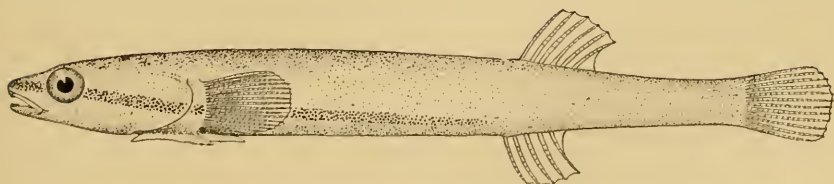
810



811



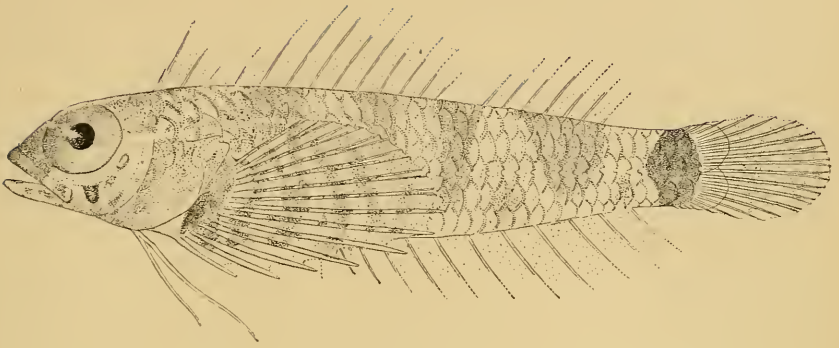
812



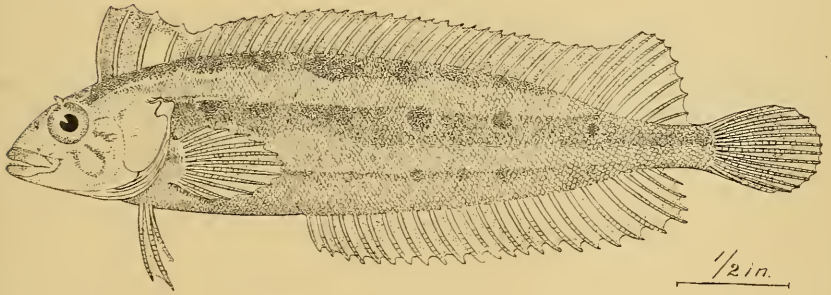
813

810. OPSANUS PARDUS. (P. 2316.)  
 811. PORICHTHYS POROSISSIMUS. (P. 2319.)  
 812. CAULARCHUS MEANDRICUS. (P. 2328.)  
 813. RIMICOLA MUSCARUM. (P. 2338.)

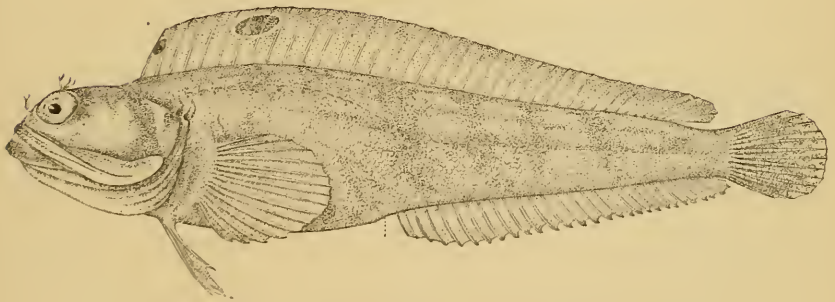




814



815

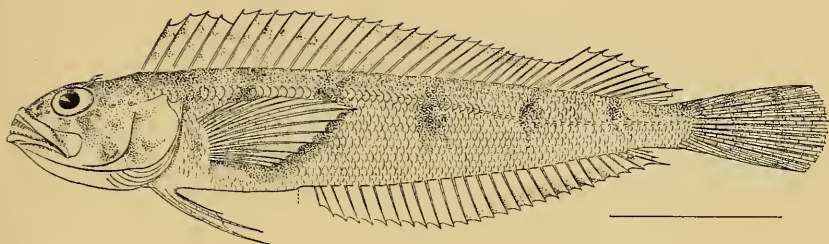


816

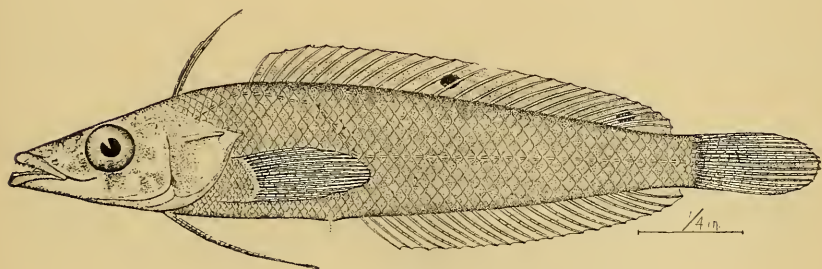
814. ENNEANECTES CARMINALIS. (P. 2350.)  
815. GIBBONSIA ELEGANS EVIDES. (P. 2352.)  
816. NEOCLINUS SATIRICUS. (P. 2355.)



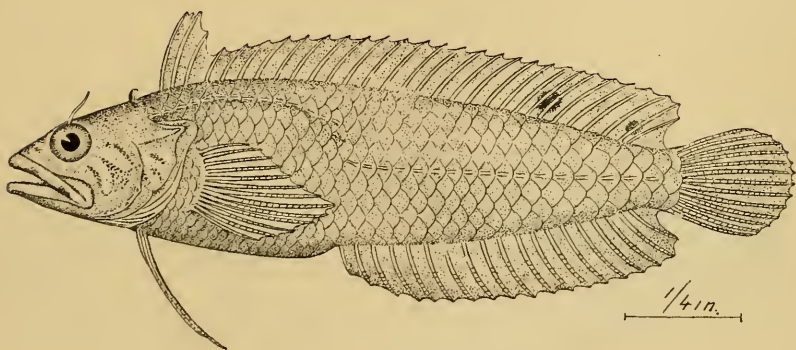




817



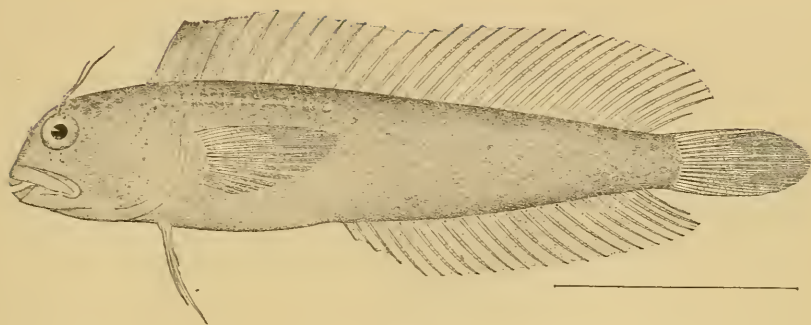
818



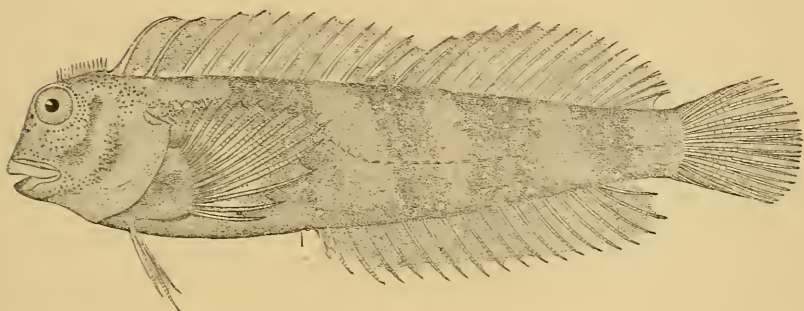
819

817. *CRYPTOTREMA CORALLINUM*. (P. 2366.)  
818. *EXERPES ASPER*. (P. 2367.)  
819. *AUCHENOPTERUS NOX*. (P. 2373.)





820



821



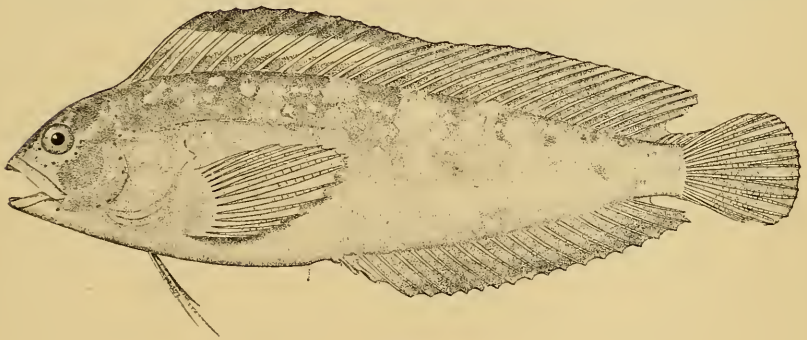
822

820. *BLENNIVS FAVOSUS*. (P. 2380.)  
821. *BLENNIVS CRISTATUS*. (P. 2382.)  
822. *HYSPOBLENNIVS IONTHIAS*. (P. 2388.)

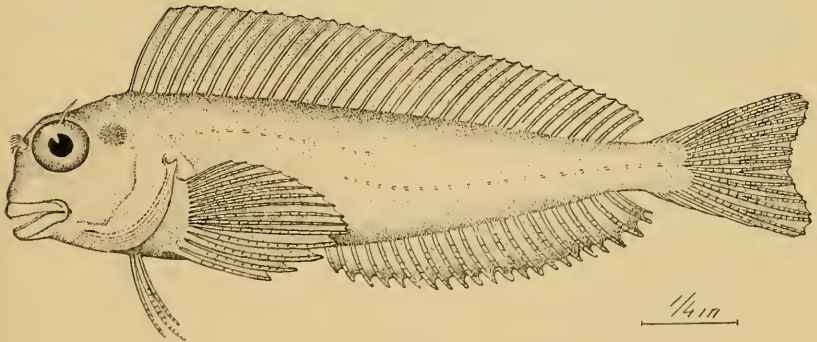




823



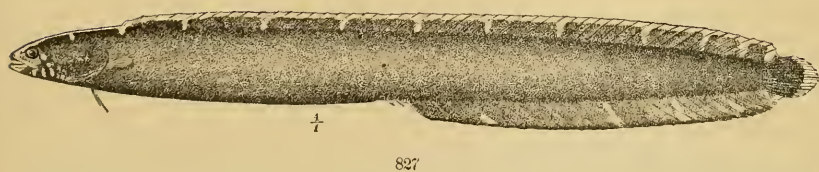
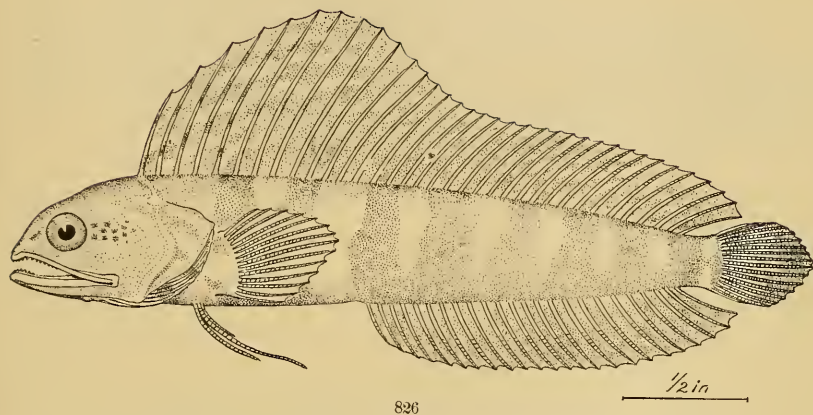
824



825

823. *HYSOBOLENNIUS BENTZI*. (P. 2390.)  
824. *CHASMODES SABURRE*. (P. 2392.)  
825. *RUPISCARTES ATLANTICUS*. (P. 2397.)

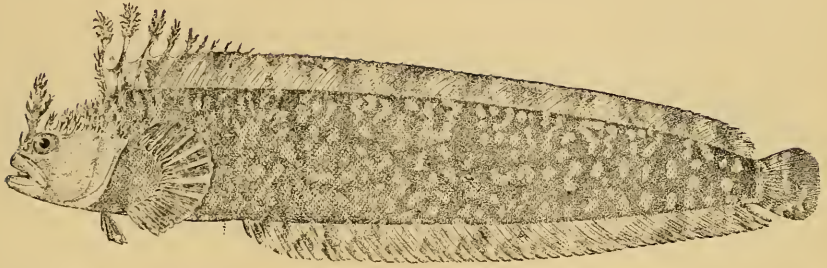





826. *EMBLEMARIA ATLANTICA*. (P. 2402.)  
827. *STATIMNOTUS HEMPHILLII*. (P. 2407.)







828




829



830

828. *BRYOSTEMA POLYACTOCEPHALUM*. (P. 2408.)  
829. *BRYOSTEMA NUGATOR*. (P. 2410.)  
830. *APODICTHYS FLAVIDUS*. (P. 2411.)






831



832



833

831. *PHOLIS DOLICHOGASTER*. (P. 2416.)


832. *PHOLIS GUNNELLUS*. (P. 2419.)

833. *PHOLIS ORNATUS*. (P. 2419.)






834




835




836

834. *ASTERNOPTERYX GUNNELIFORMIS*. (P. 2420.)  
835. *ANOPLARCHUS ATROPURPUREUS*. (P. 2422.)  
836. *XIPHISTES ULVE*. (P. 2423.)







837



838



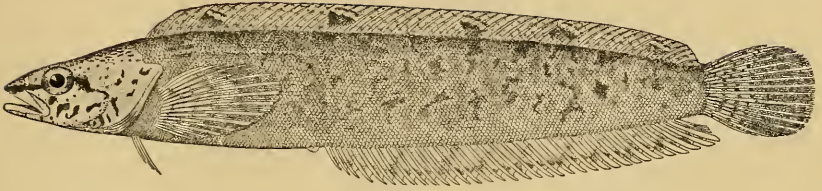
839



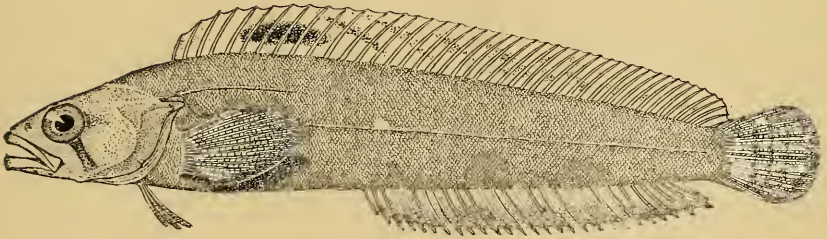
837. XIPHISTES CHIRUS. (P. 2424.)  
838. XIPHIDION RUPESTRE. (P. 2426.)  
839. LUMPENUS MACKAYI. (P. 2436.)  
840. LUMPENUS LAMPETREIFORMIS. (P. 2438.)



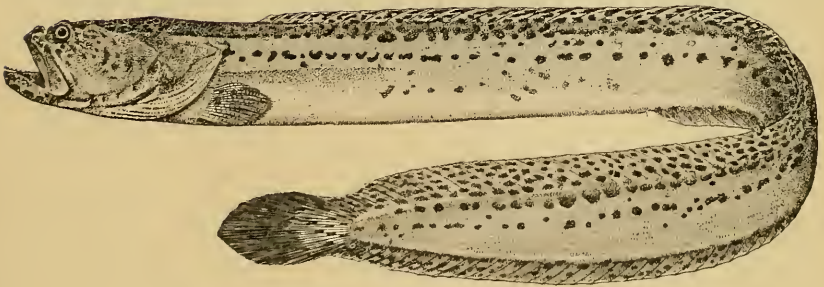




841



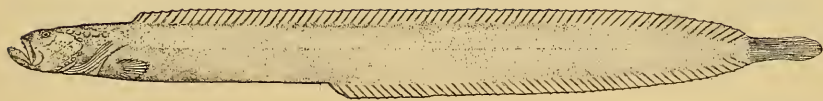
842



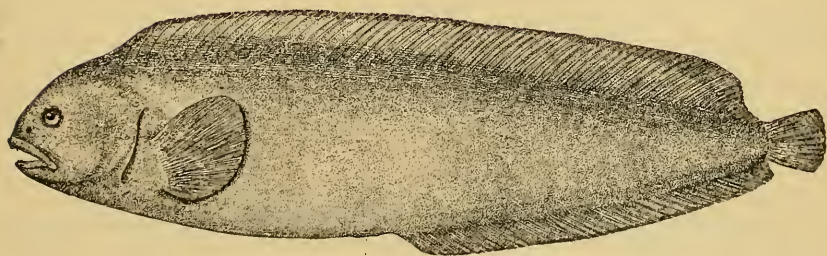
843

841. *STICHEUS PUNCTATUS*. (P. 2439.)  
842. *ULVARIA SUBBIFURCATA*. (P. 2440.)  
843. *CRYPTACANTHODES MACULATUS*. (P. 2443.)





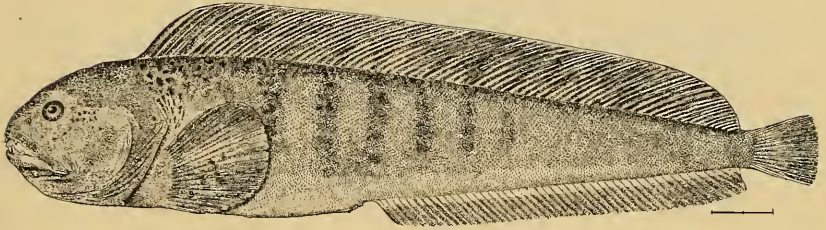
844



845

844. LYCONNECTES ALEUTENSIS. (P. 2444.)  
845. ANARHICHAS LATIFRONS. (P. 2446.)

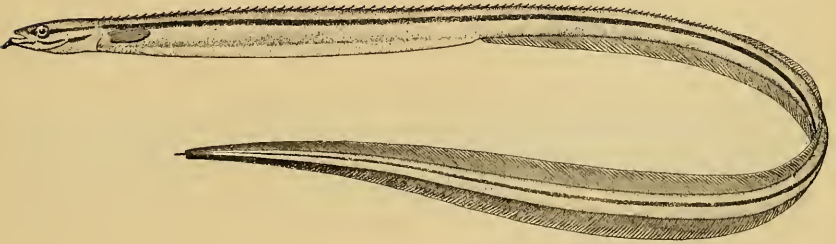




846



847



848

846. ANARHICHAS LUPUS. (P. 2446.)  
847. ANARHICHAS LEPTURUS. (P. 2447.)  
848. PTILICHTHYS GOODEI. (P. 2452.)





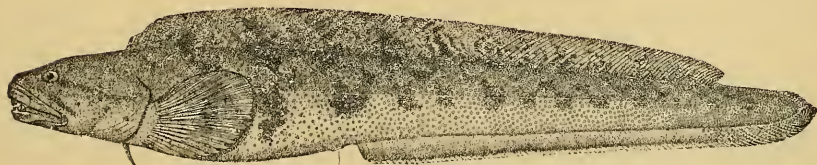
849



849a



849b



850

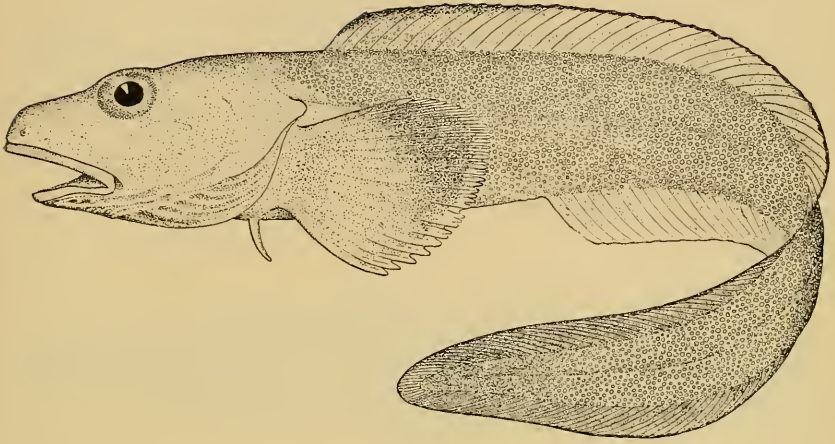


851

- 849, 849a, 849b. *SCYTALINA CERDALE*. (P. 2454.)  
850. *ZOARCES ANGUILLARIS*. (P. 2457.)  
851. *EMBRYX CROTALINUS*. (P. 2458.)



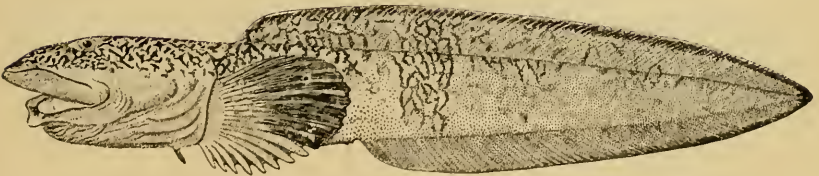




852



853




854

852. *APRODON CORTEZIANUS*. (P. 2461.)  
853. *LYCODES ZOARCHUS*. (P. 2464.)  
854. *LYCODES RETICULATUS*. (P. 2465.)






855



856



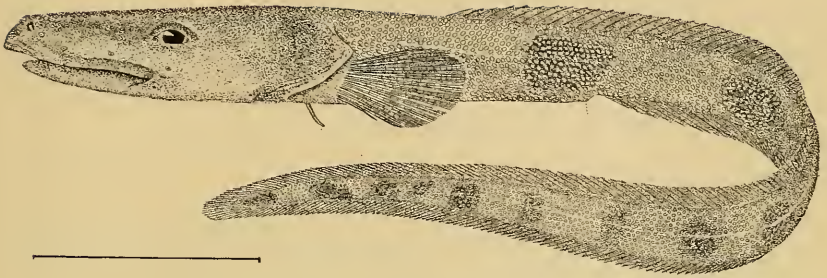
857



858

855. LYCODES PERSPICILLUM. (P. 2465.)  
856. LYCODES FRIGIDUS. (P. 2465.)  
857. LYCODALEPIS POLARIS. (P. 2468.)  
858. LYCODALEPIS TURNERI. (P. 2468.)





859



860



860a




860c



860d



860b




861

859. LYCENCHELYS VERRILLII. (P. 2470.)  
 860, 860a, 860b, 860c, 860d. LYCENCHELYS PAXILLUS. (P. 2471.)  
 861. FURCIMANUS DIAPTERUS. (P. 2472.)






862



863



864




864a



864b



864c




865

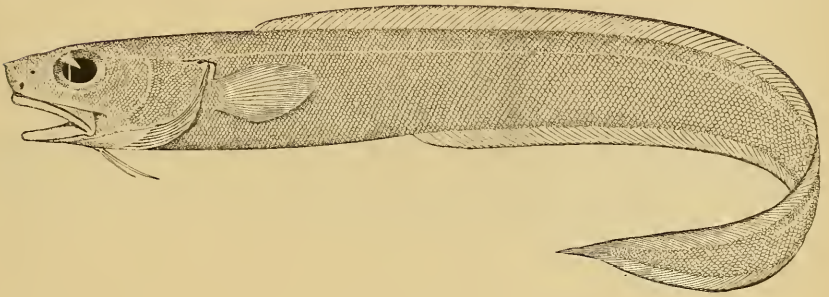
862. *LYCODONUS MIRABILIS*. (P. 2474.)  
 863. *LYCONEMA BARBATUM*. (P. 2474.)  
 864, 864a, 864b, 864c. *GYMNELIS VIRIDIS*. (P. 2477.)  
 865. *MELANOSTIGMA PAMMELAS*. (P. 2479.)







866



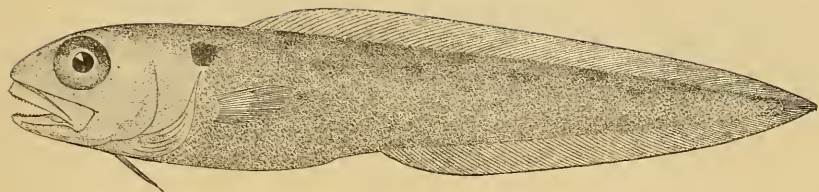
867



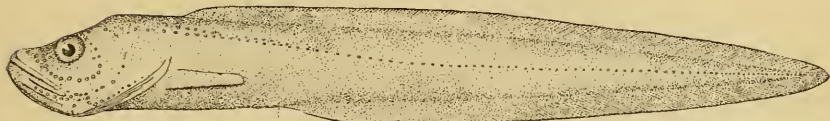
868

866. *LEPHIDIUM MARMORATUM*. (P. 2482.)  
867. *LEPHIDIUM PROFUNDORUM*. (P. 2484.)  
868. *RISSOLA MARGINATA*. (P. 2489.)

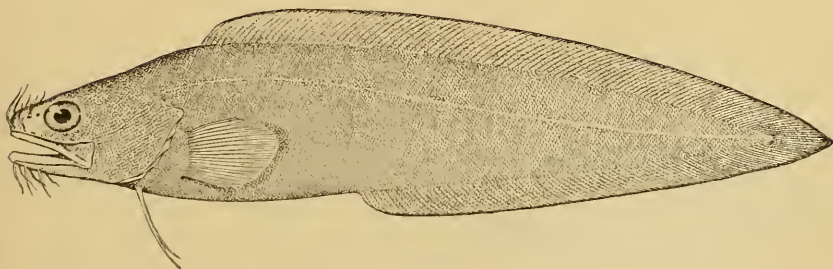




869



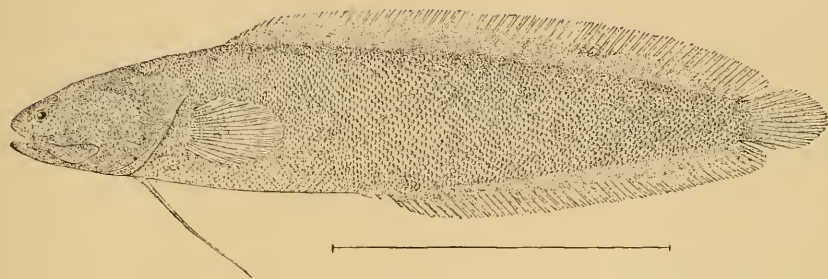
870



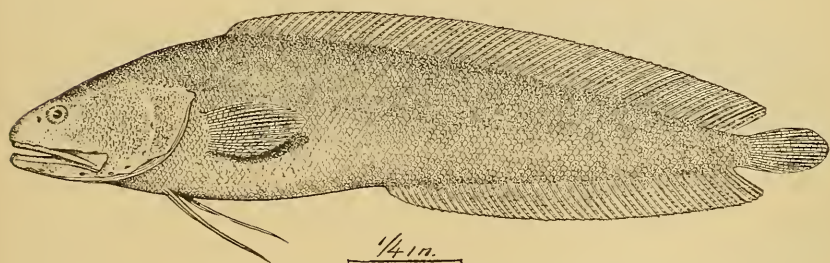
871

869. *OTOPHIDIUM OMOSTIGMUM*. (P. 2490.)  
870. *LYCODAPUS DERMATINUS*. (P. 2492.)  
871. *BROTULA BARBATA*. (P. 2500.)

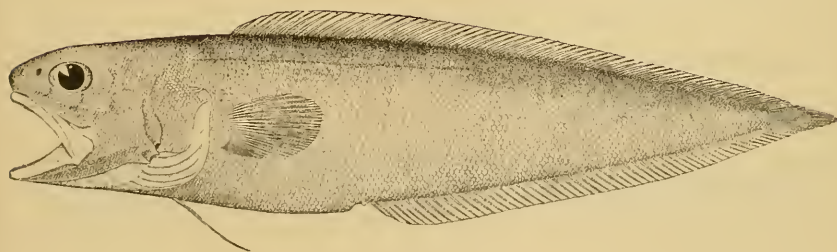




872



873



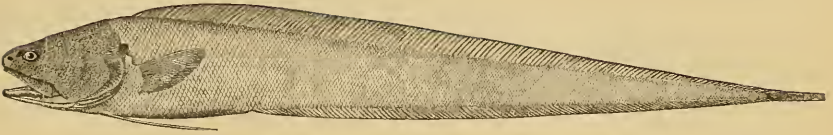
874

872. OGILBIA VENTRALIS. (P. 2503.)

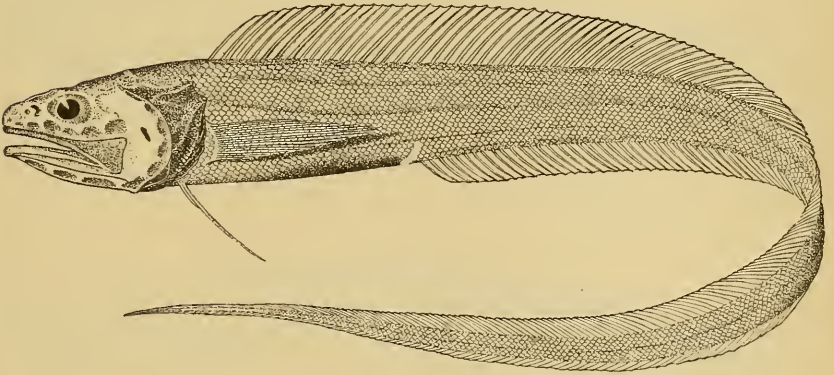
873. OGILBIA CAYORUM. (P. 2503.)

874. DICROMITA AGASSIZII. (P. 2506.)





875



876

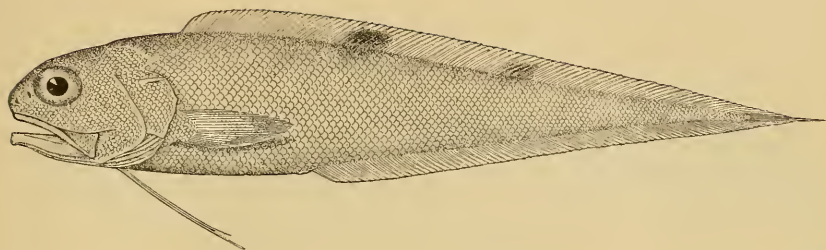


876a


875. *BASSOZETUS NORMALIS*. (P. 2507.)  
876, 876a. *BASSOZETUS CATENA*. (P. 2509.)








877



878



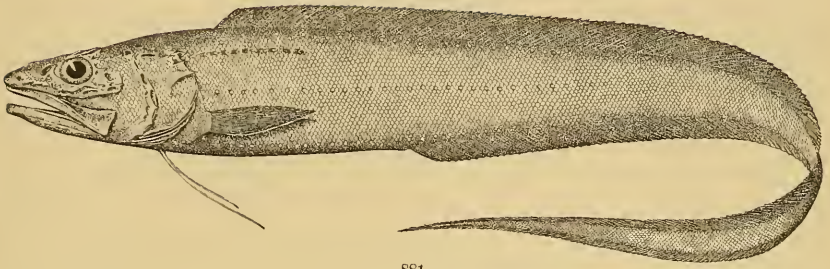
879



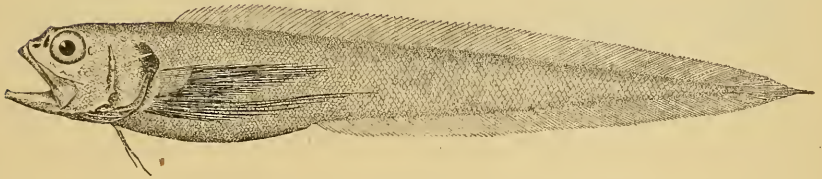
880

877. *NEOBYTHITES* GILLII. (P. 2512.)  
878. *NEOBYTHITES* MARGINATUS. (P. 2513.)  
879. *BASSOGIGAS* GILLII. (P. 2515.)  
880. *BARATHRODEMUS* MANATINUS. (P. 2517.)





881



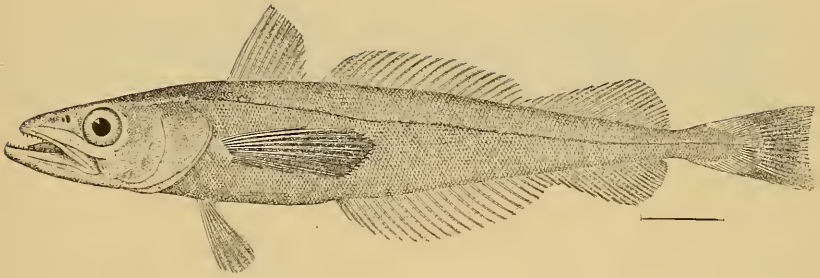
882



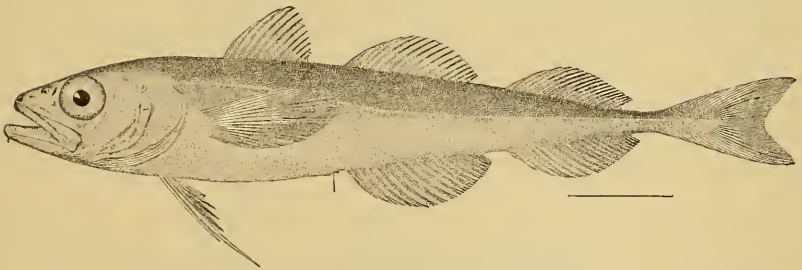
883

881. *POROGADUS MILES*. (P. 2520.)  
882. *DICROLENE INTRONIGRA*. (P. 2522.)  
883. *BARATHRONUS BICOLOR*. (P. 2524.)

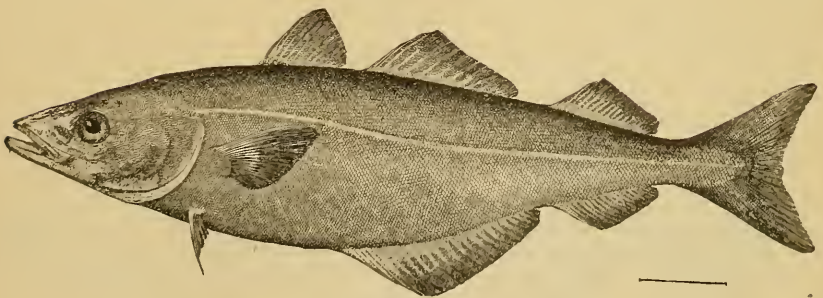




884




885




886

884. MERLUCCIUS PRODUCTUS. (P. 2531.)  
885. BOROGLADUS SAIDA. (P. 2533.)  
886. POLLACHIUS VIRENS. (P. 2534.)

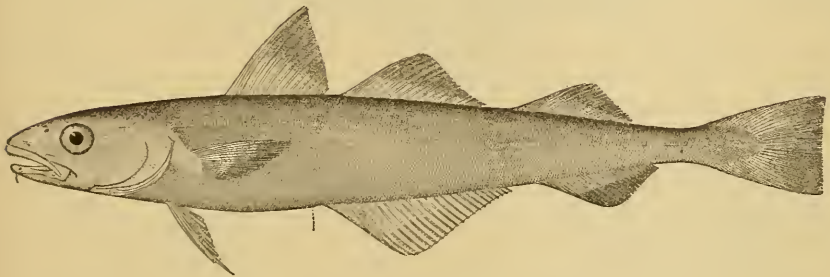




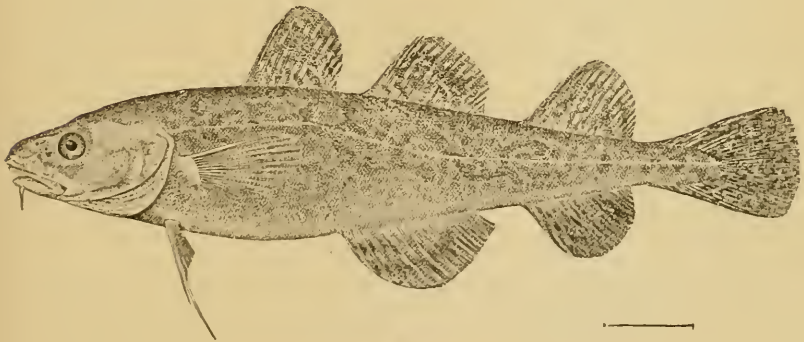
887



888



889




890

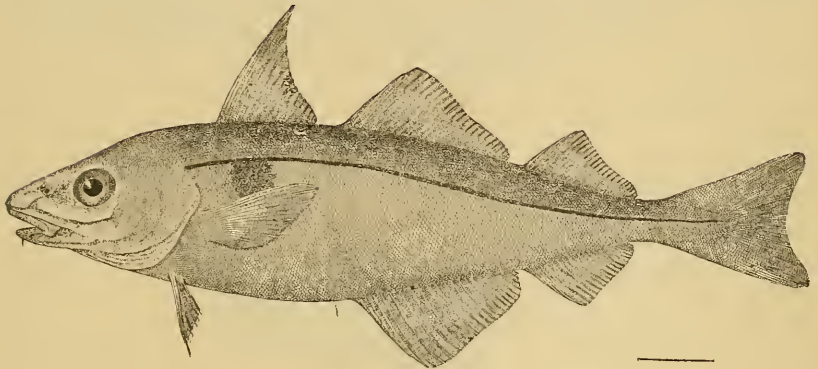
887. *THERAGRA CHALCOGRAMMA*. (P. 2535.)  
888. *ELEGINUS NAVAGA*. (P. 2537.)  
889. *MICROGADUS PROXIMUS*. (P. 2539.)  
890. *MICROGADUS TOMCOD*. (P. 2510.)



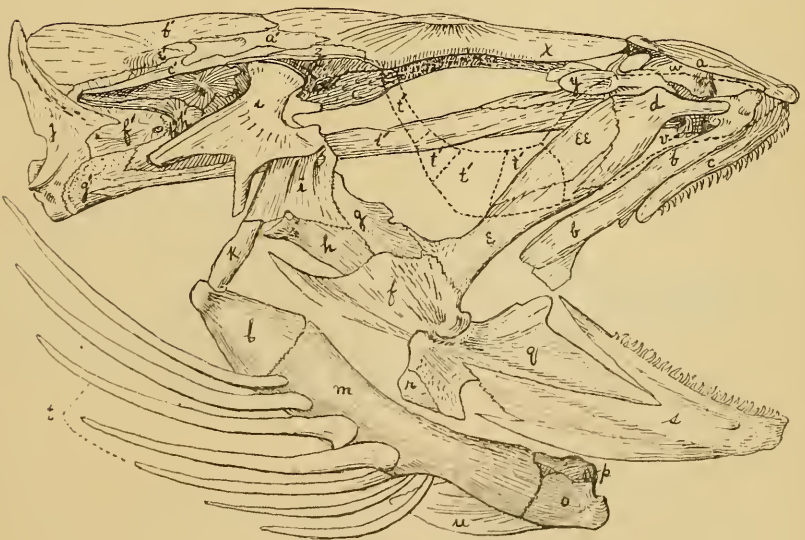




891



892



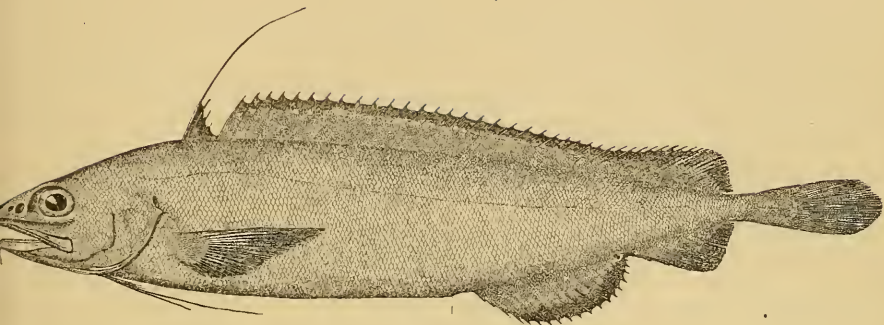
892a

891. *GADUS COLLARIAS*. (P. 2541.)

892. *MELANOGRAMMUS AEGLEFINUS*. (P. 2542.)

892a. *MELANOGRAMMUS AEGLEFINUS*; SKULL. (P. 2542.)

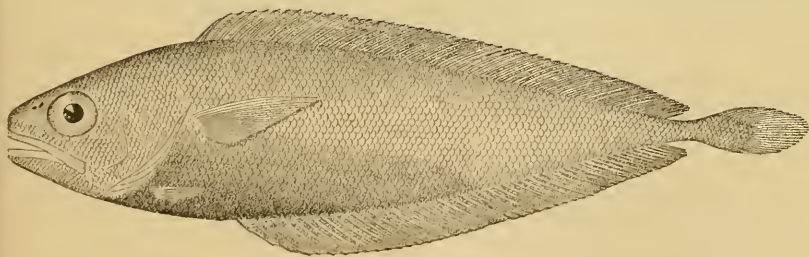




893



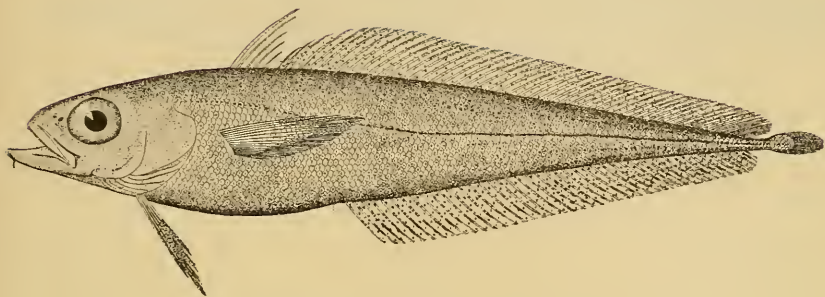
893a




894

893, 893a. *ANTIMORA VIOLA*. (P. 2544.)  
894. *URALEPTUS MALARDI*. (P. 2545.)





895



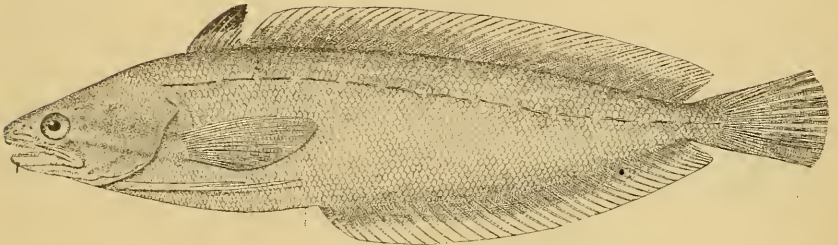
896

895. *LOTELLA MAXILLARIS*. (P. 2546.)  
896. *PHYSICULUS FULVUS*. (P. 2547.)

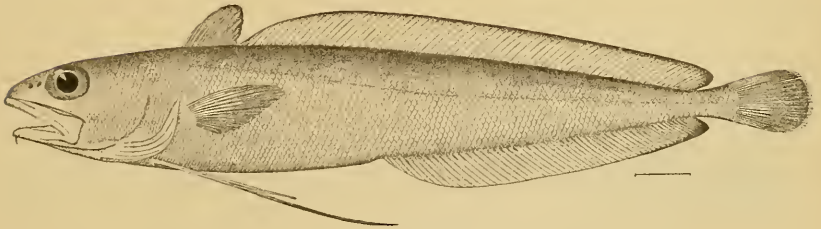




897



898

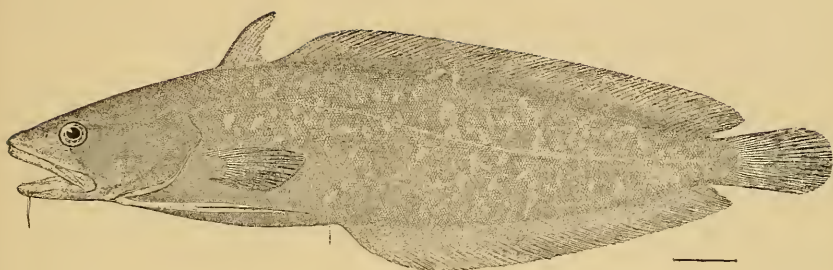


899


897. *LOTA MACULOSA*. (P. 2550.)  
898. *UROPHYCIS REGIUS*. (P. 2553.)  
899. *UROPHYCIS CIRRATUS*. (P. 2553.)



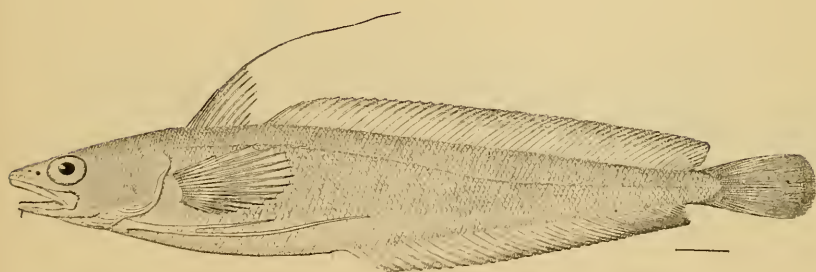




900



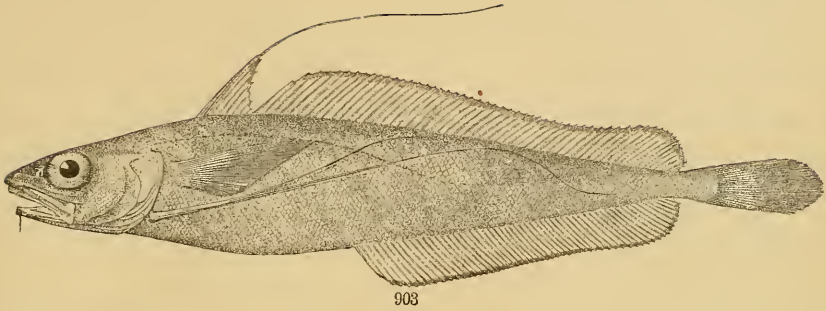
901



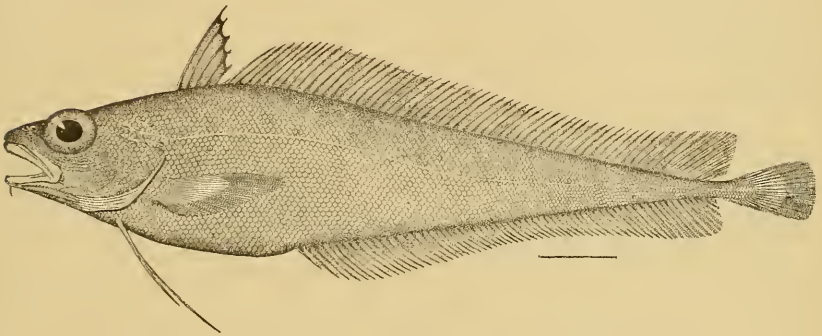
902

900. *UROPHYCIS EARLLI*. (P. 2554.)  
901. *UROPHYCIS TENUIS*. (P. 2555.)  
902. *UROPHYCIS CHUSS*. (P. 2555.)

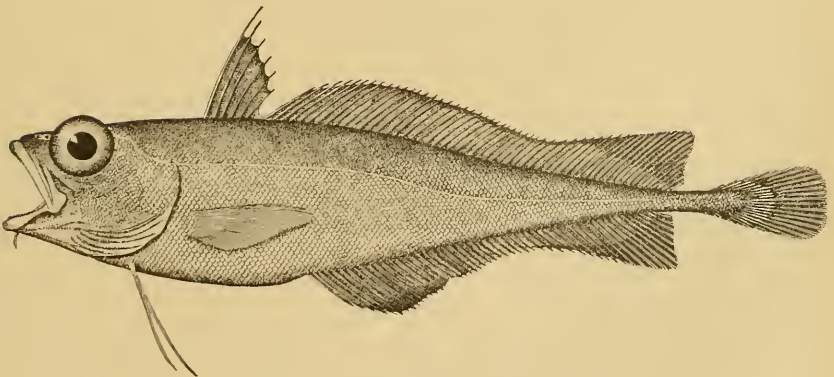




903




904



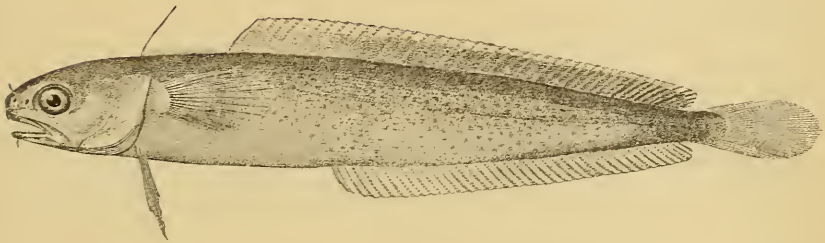
905

903. *UROPHYCIS CHESTERI*. (P. 2556.)  
904. *LEMONEMA BARBATULUM*. (P. 2556.)  
905. *LEMONEMA MELANURUM*. (P. 2557.)






906



907




908

906. GAIDROPSARUS ARGENTATUS. (P. 2559.)  
907. ENCHELYOPUS CIMBIUS. (P. 2560.)  
908. BATHYGADUS FAVOSUS. (P. 2565.)






909



910




911

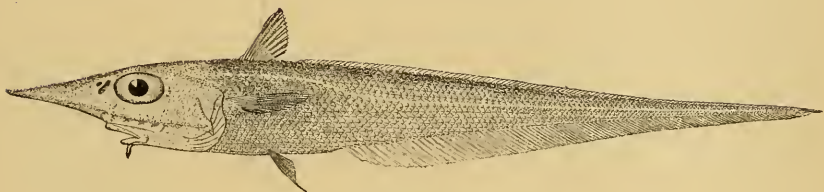
909. STEINDACHNERIA ARGENTEA. (P. 2568.)  
910. CHALINURA SIMULA. (P. 2578.)  
911. CORYPHÆNOIDES CARAPINUS. (P. 2579.)



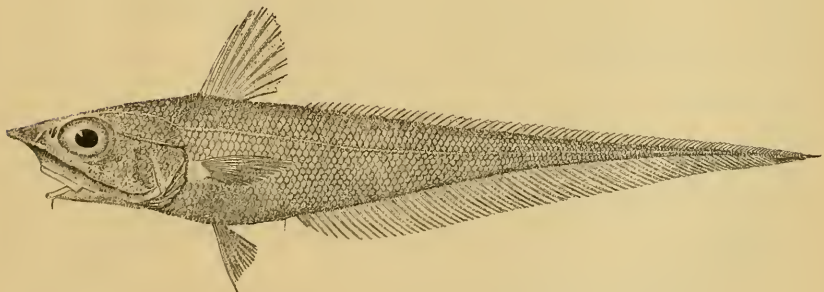




912



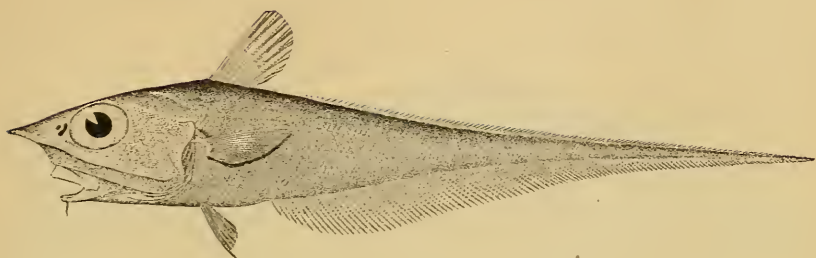
913



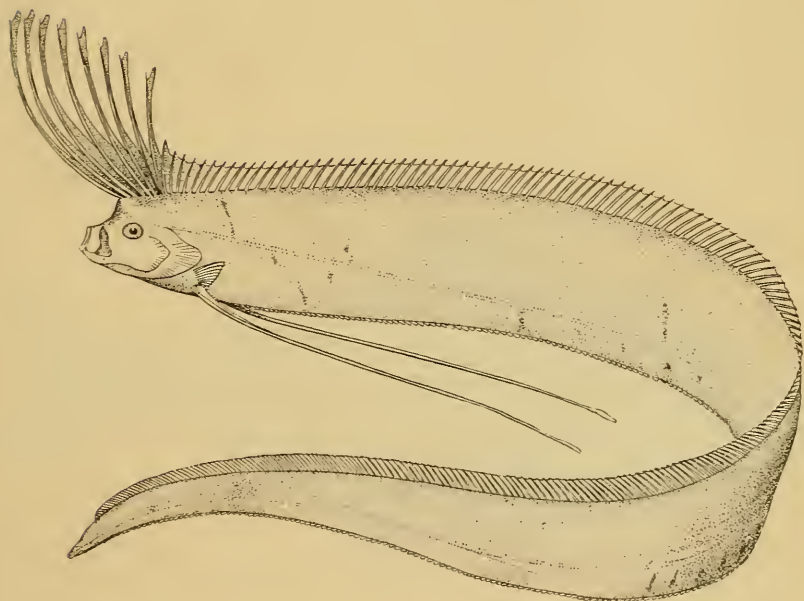
914

912. *HYMENOCEPHALUS CAVERNOSUS*. (P. 2580.)  
913. *CŒLORHYNCHUS OCCA*. (P. 2588.)  
914. *CŒLORHYNCHUS CARMINATUS*. (P. 2588.)





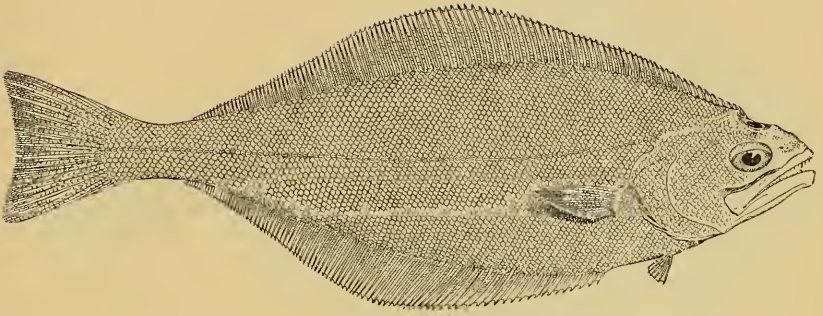
915



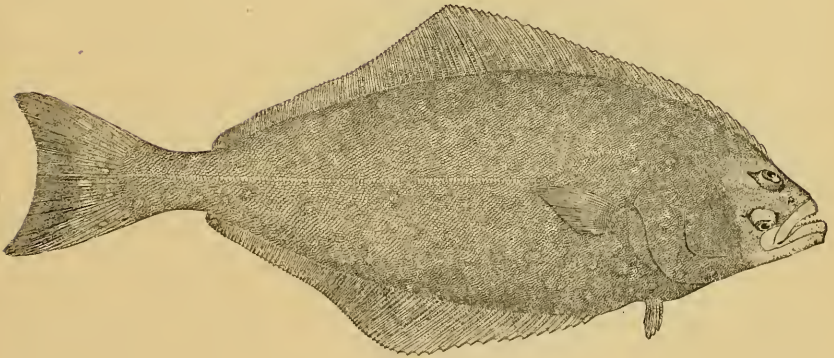
916

915. *CÆLORHYNCHUS CARIBBÆUS*. (P. 2589.)  
916. *REGALECUS GLESNE*. (P. 2596.)





917

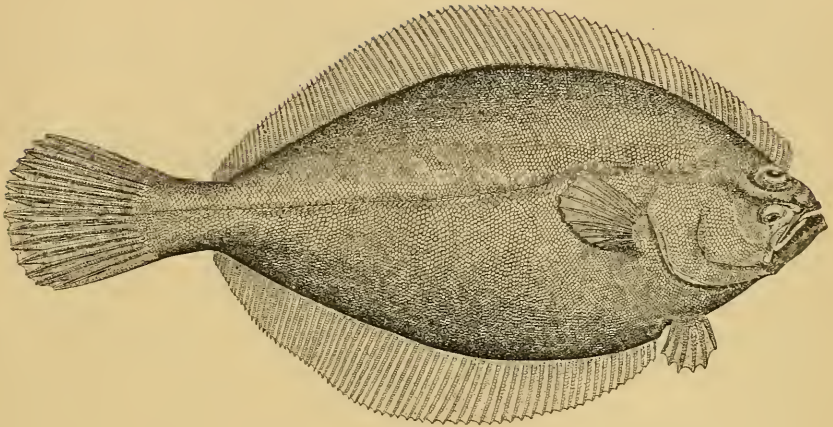


918

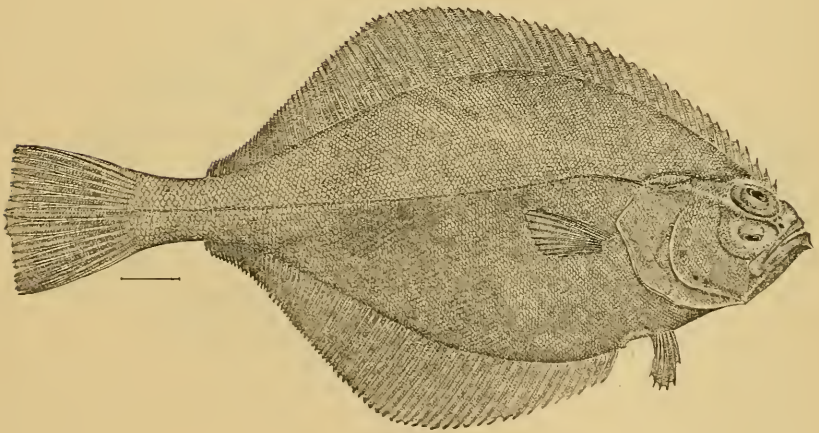
917. *ATHERESTHES STOMIAS*. (P. 2609.)

918. *HIPPGLOSSUS HIPGLOSSUS*. (P. 2611.)





919



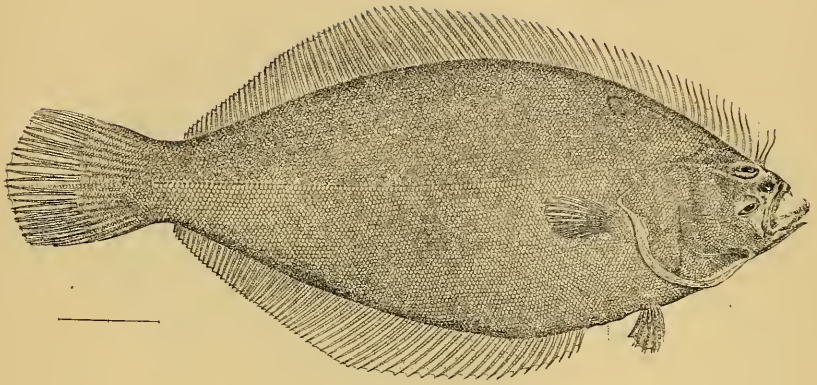
920

919. HIPPOGLOSSOIDES PLATESSOIDES. (P. 2614.)

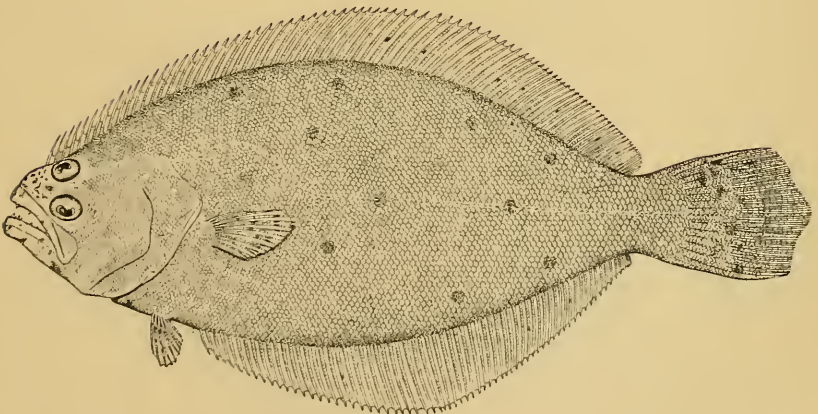
920. HIPPOGLOSSOIDES ELASSODON. (P. 2615.)







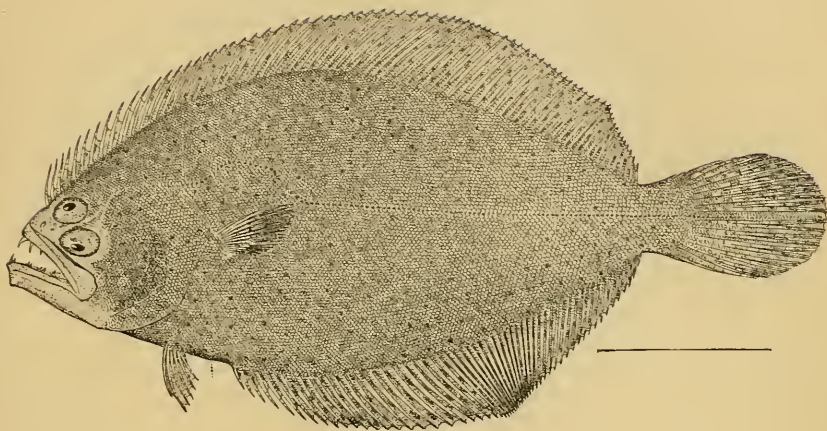
921



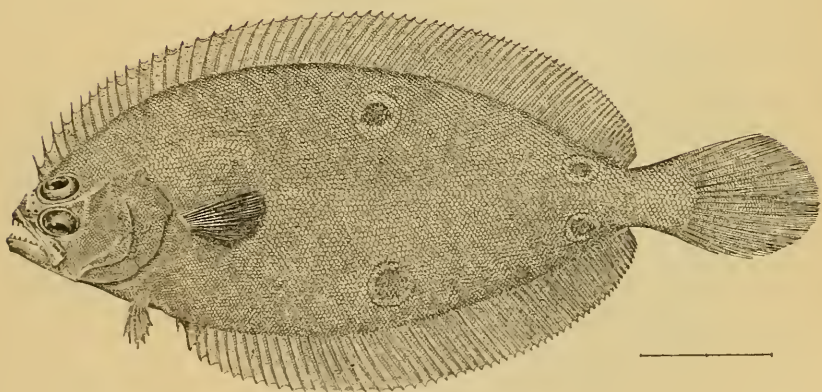
922

921. *PSETTICHTHYS MELANOSTICTUS*. (P. 2618.)  
922. *PARALICHTHYS DENTATUS*. (P. 2629.)





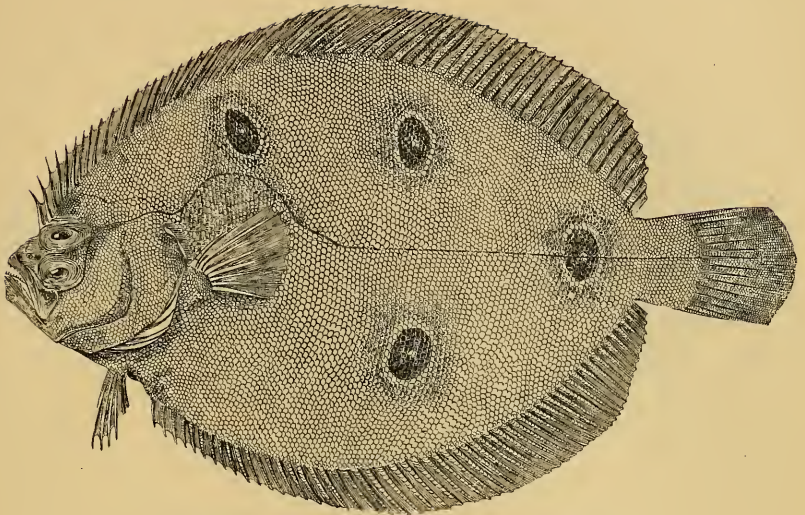
923



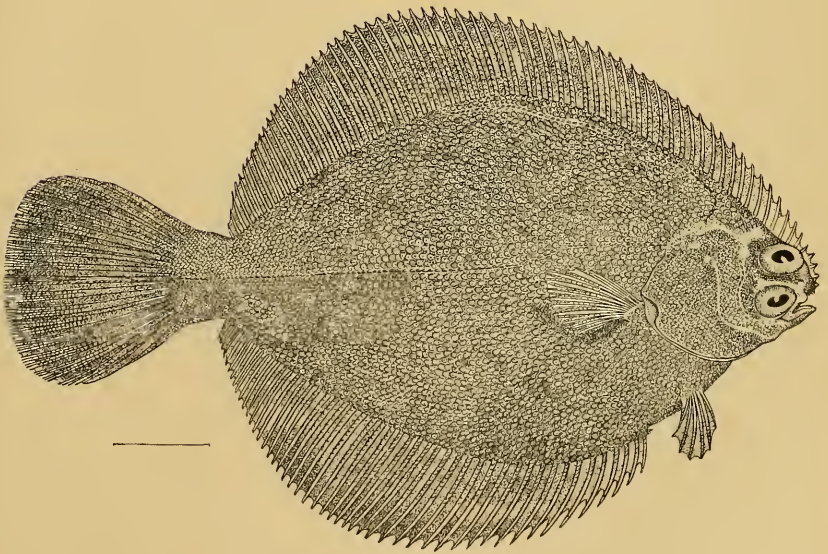
924

923. *PARALICHTHYS* *SQUAMILENTUS*. (P. 2631.)  
924. *PARALICHTHYS* *OBLONGUS*. (P. 2632.)





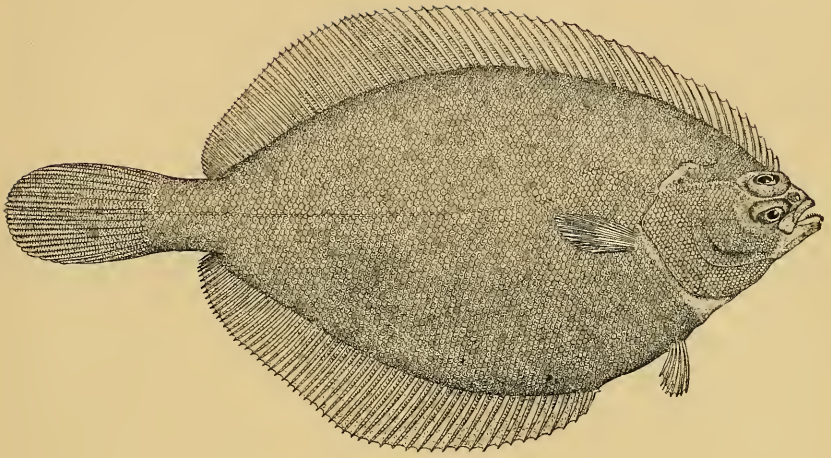
925



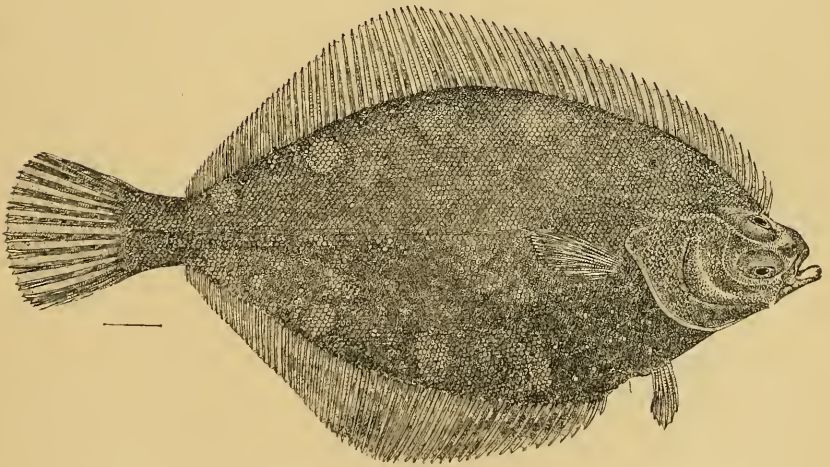
926

925. *ANCYLOPSETTA QUADROCELLATA*. (P. 2634.)  
926. *PLEURONICHTHYS DECURRENS*. (P. 2637.)





927

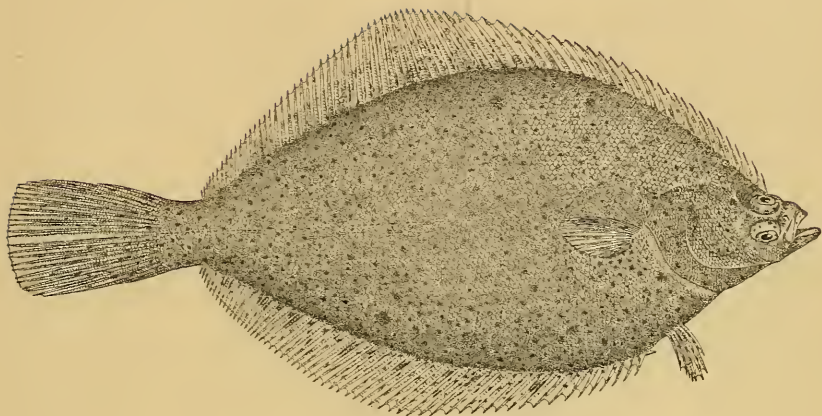


928

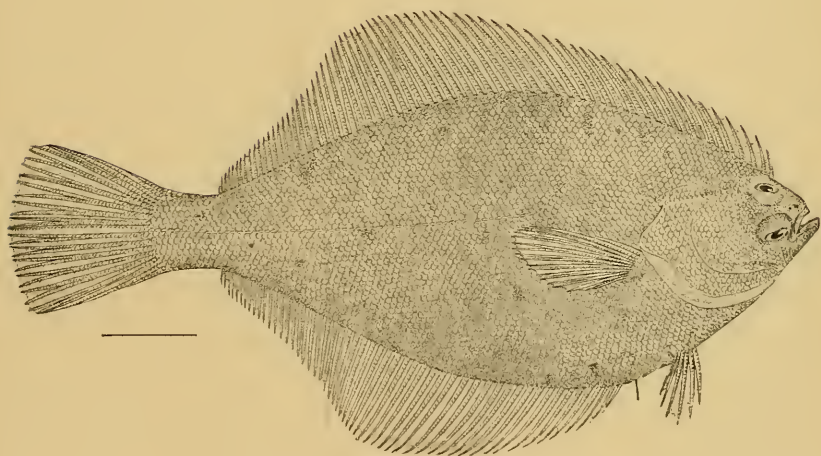
927. *INOPSETTA ISCHYRA*. (P. 2641.)  
928. *LEPIDOPSETTA BILINEATA*. (P. 2643.)







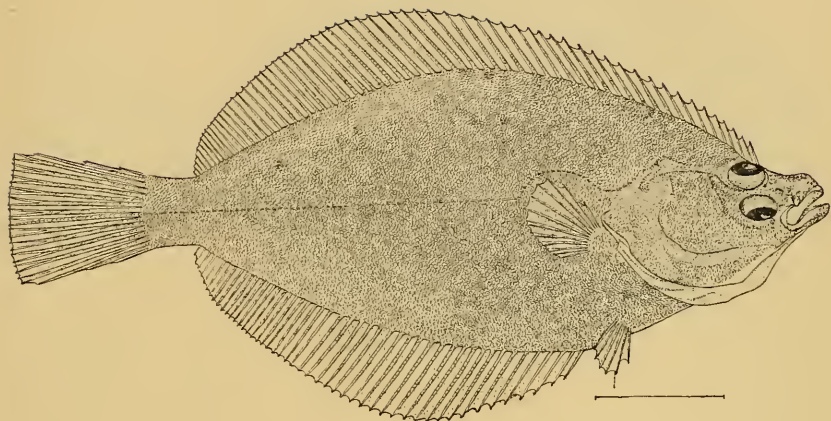
929



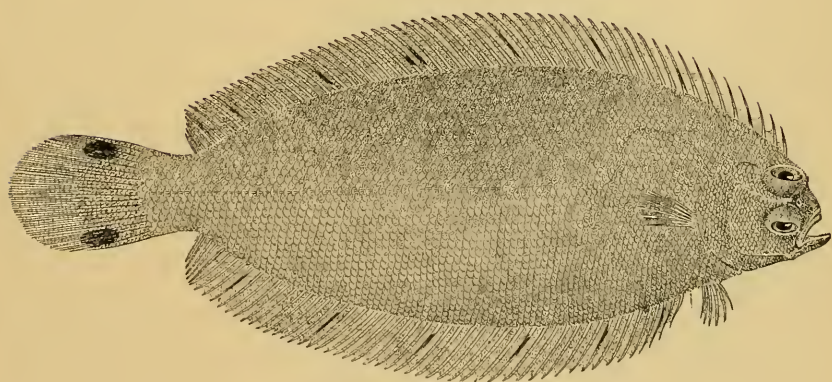
930

929. *LIMANDA FERRUGINEA*. (P. 2644.)  
930. *LIMANDA ASPERA*. (P. 2645.)





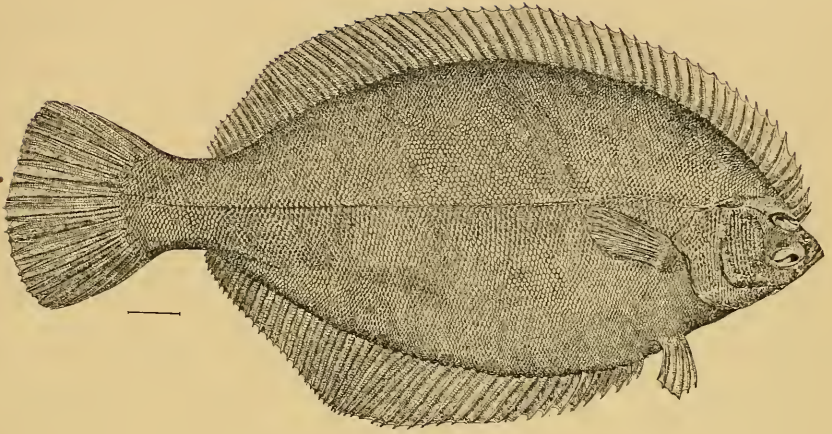
931



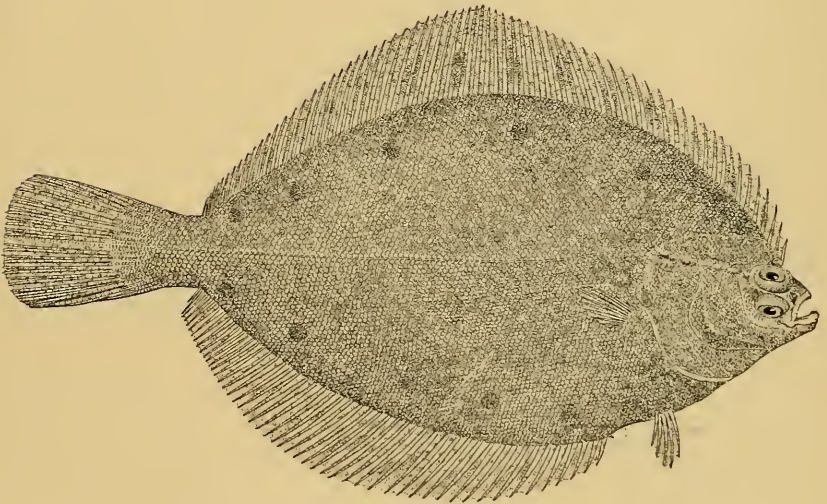
932

931. *LIMANDA PROBOSCIDEA*. (P. 2645.)  
932. *LIMANDA BEANIL*. (P. 2646.)





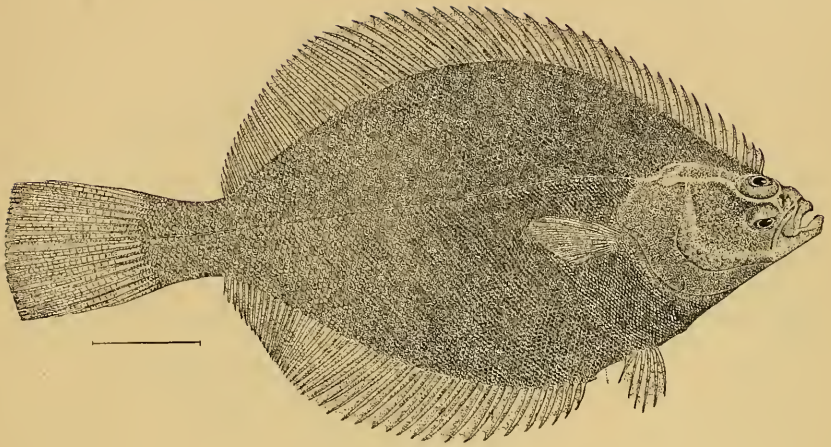
933



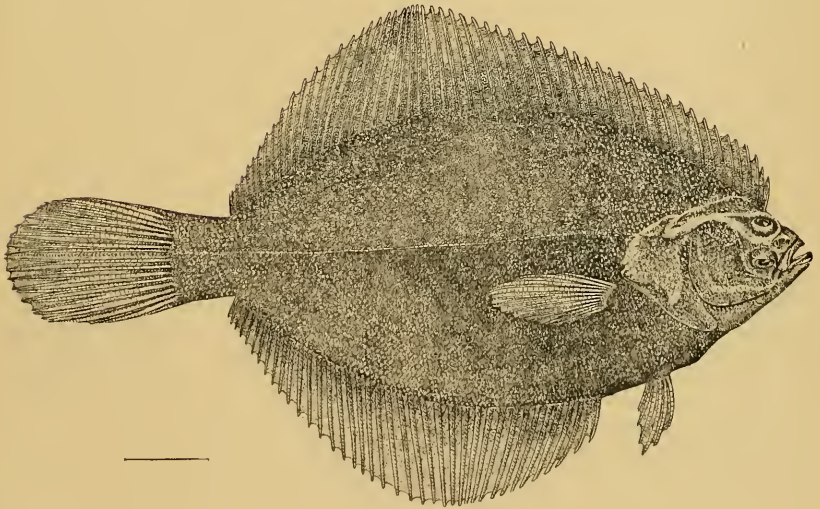
934

933. *PSEUDOPLEURONECTES AMERICANUS*. (P. 2647.)  
934. *PLEURONECTES QUADRITUBERCULATUS*. (P. 2648.)





935

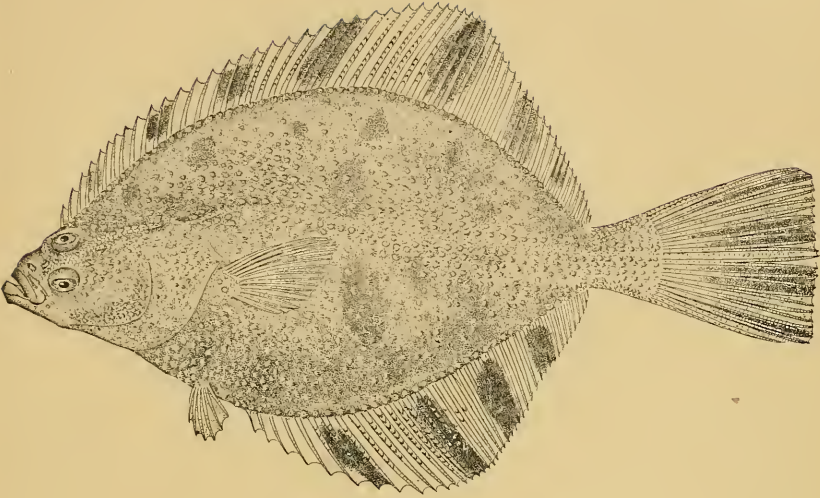


936

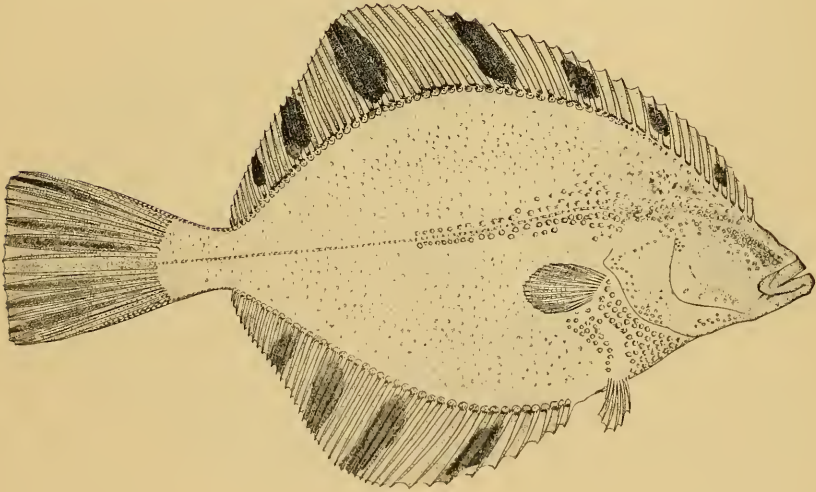
935. *LIOPSETTA GLACIALIS*. (P. 2649.)  
936. *LIOPSETTA PUTNAMI*. (P. 2650.)








937



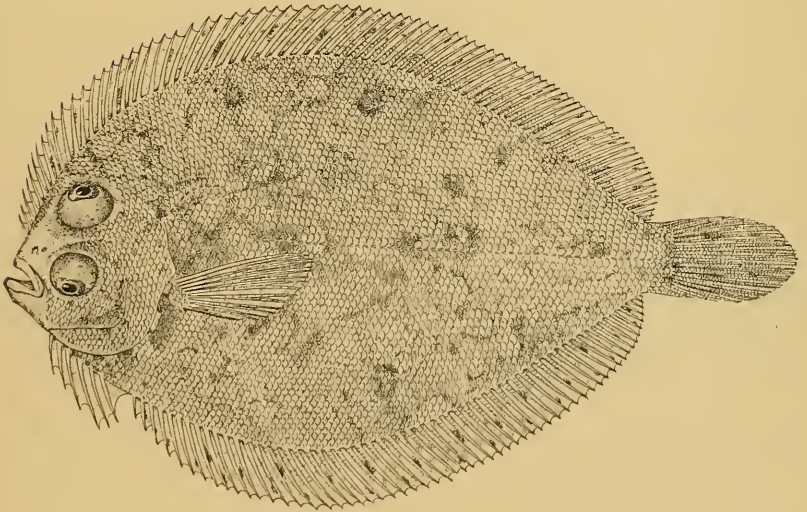
937a

937, 937a. *PLATICHTHYS STELLATUS*. (P. 2652.)





938

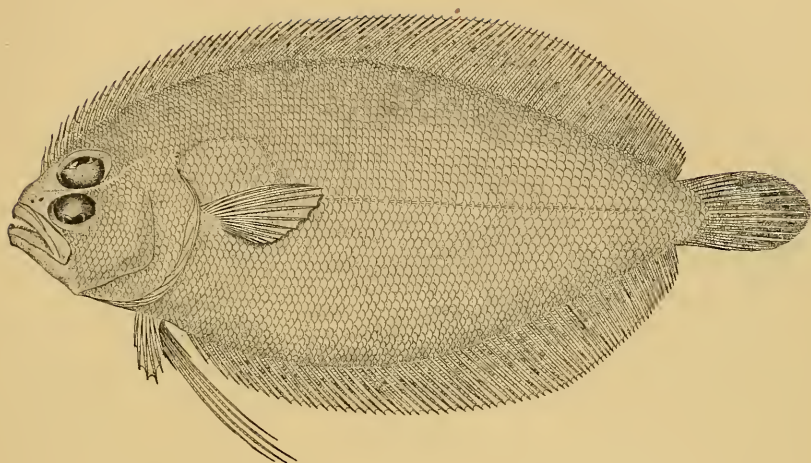


939

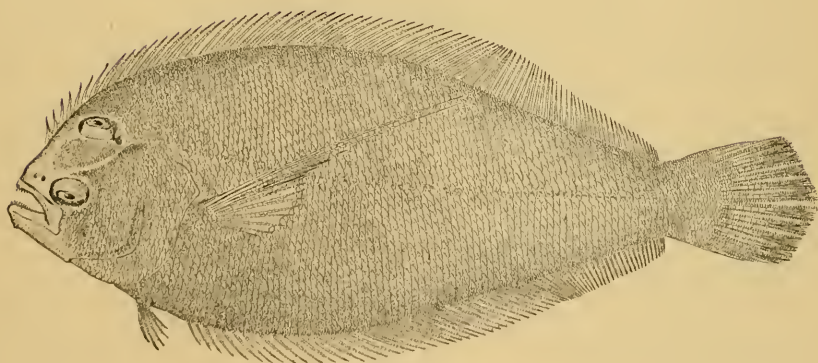
938. *LOPHOPSETTA MACULATA*. (P. 2660.)

939. *PLATOPHRYS OCELLATUS*. (P. 2663.)





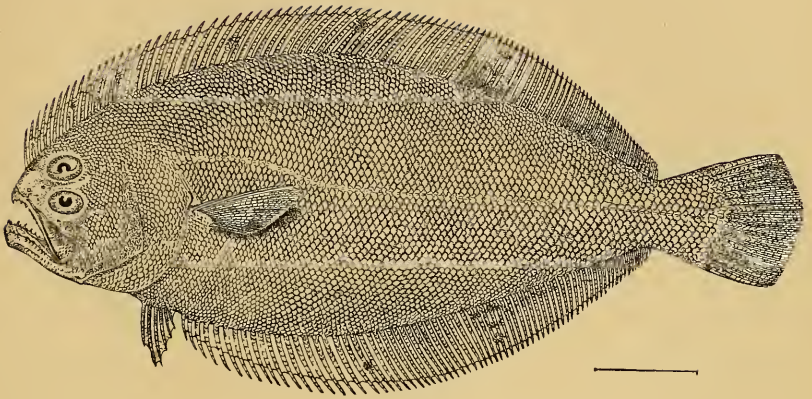
940



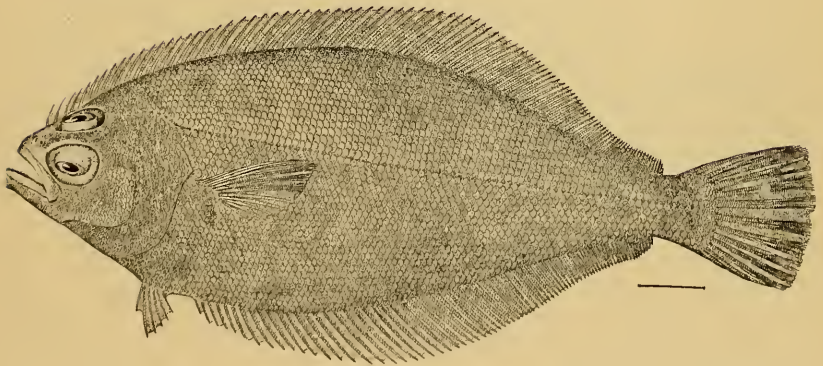
941

940. *TRICHOSETTA VENTRALIS*. (P. 2669.)  
941. *SYACIUM PAPILLOSUM*. (P. 2671.)





942

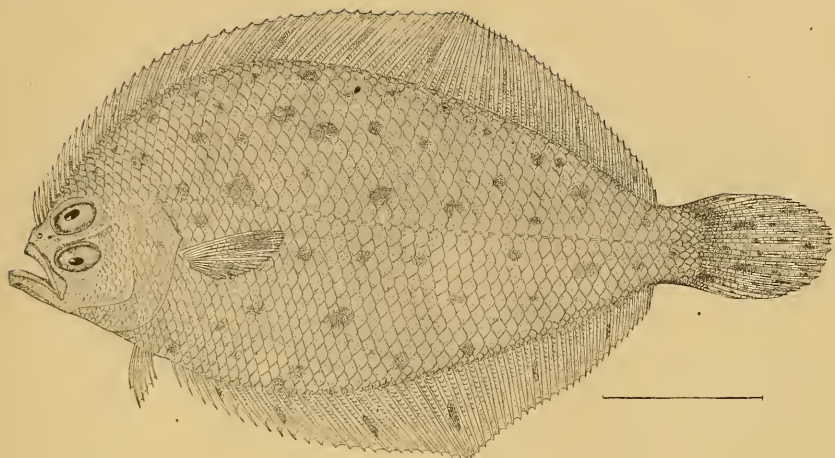


943

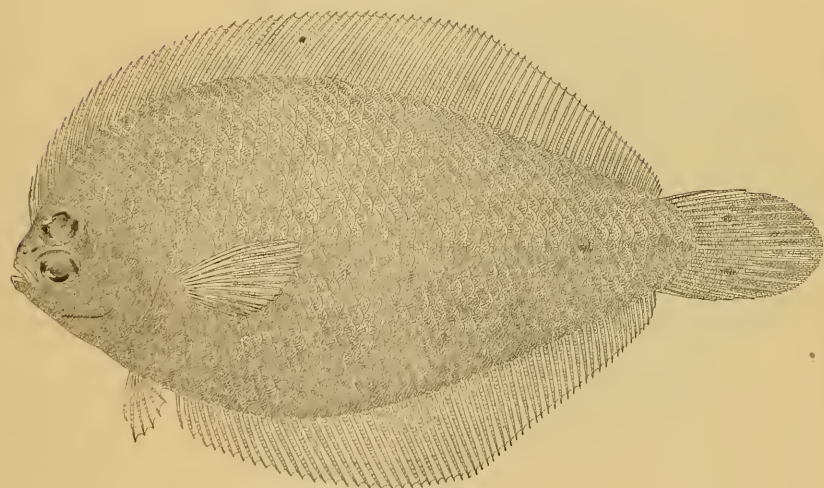
942. *AZEVIA PANAMENSIS*. (P. 2677.)  
943. *CITHARICHTHYS SORDIDUS* (P. 2679.)







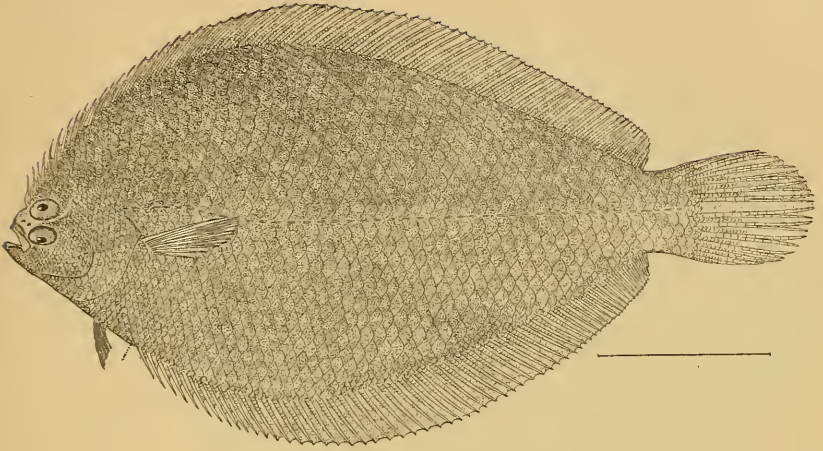
944



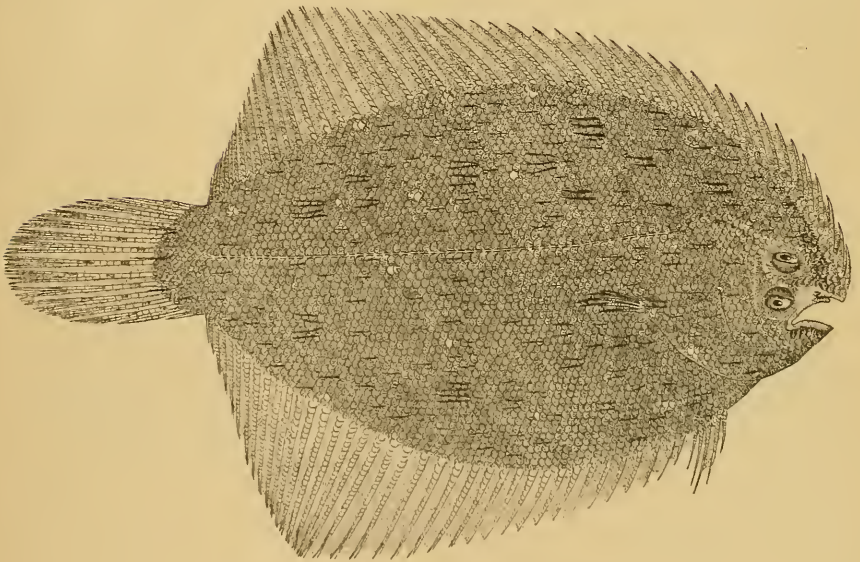
945

944. *CITHARICHTHYS MACROPS*. (P. 2684.)  
945. *ETROPUS RIMOSUS*. (P. 2688.)





946

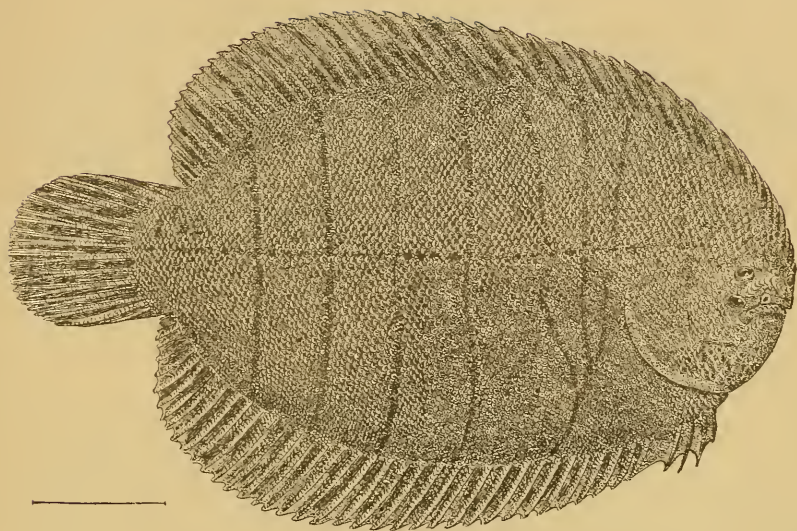


947

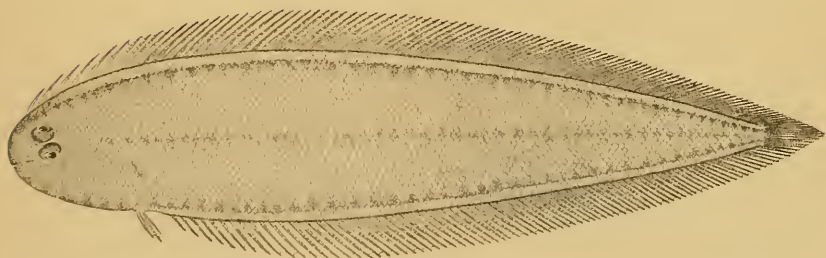
946. *ETROPUS CROSSOTUS*. (P. 2689.)

947. *ACHIRUS LINEATUS*. (P. 2697.)





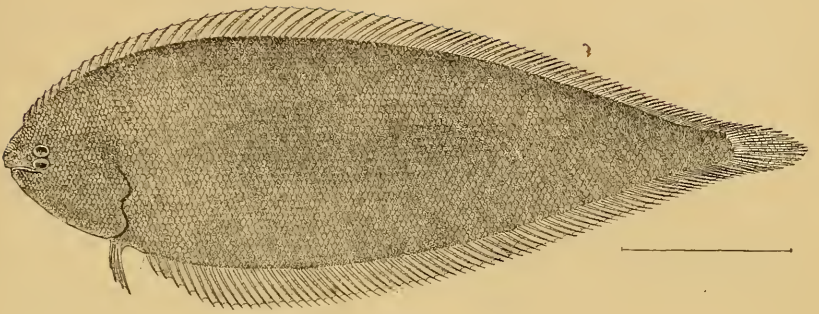
948



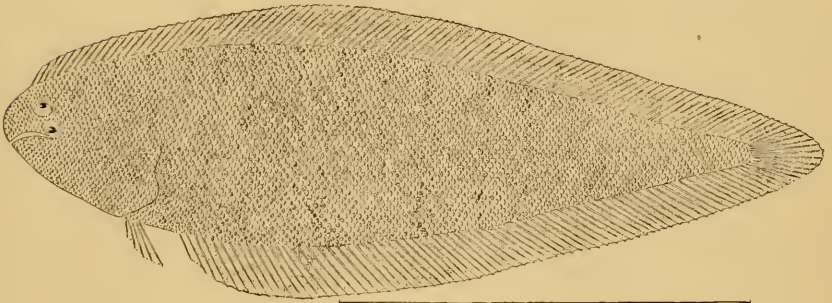
949

948. *ACHIRUS FASCIATUS*. (P. 2700.)  
949. *SYMPHURUS MARGINATUS*. (P. 2706.)

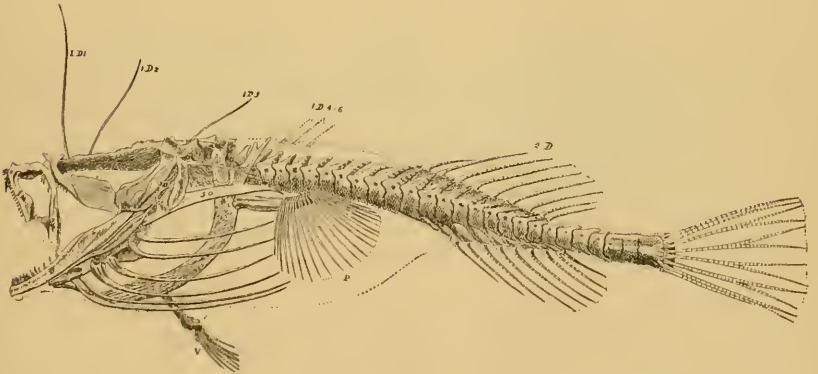




950



951

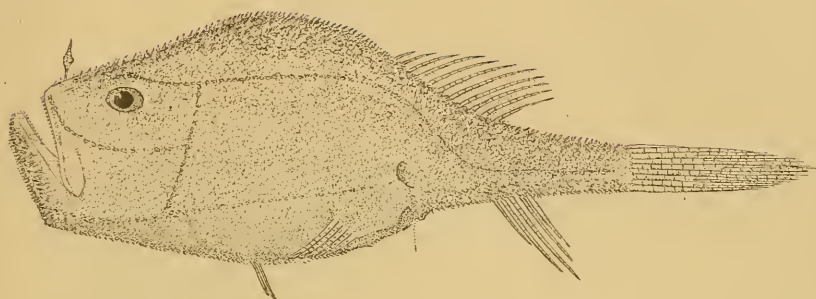


952

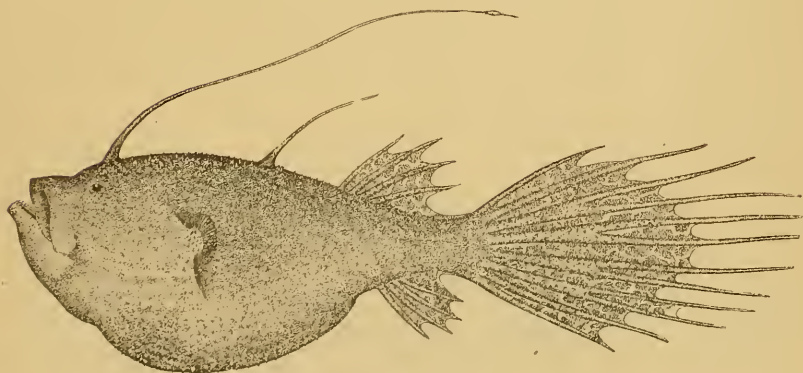
- 950. SYMPHURUS PLAGIUSA. (P. 2710.)
- 951. SYMPHURUS WILLIAMSII. (P. 2711.)
- 952. LOPHIUS PISCATORIUS. (P. 2713.)







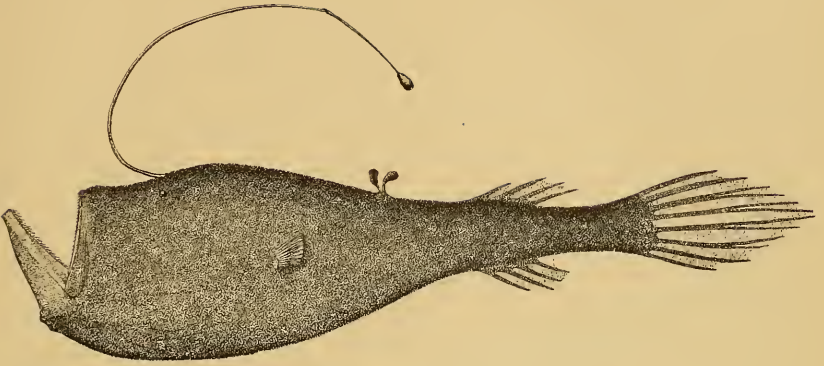
953



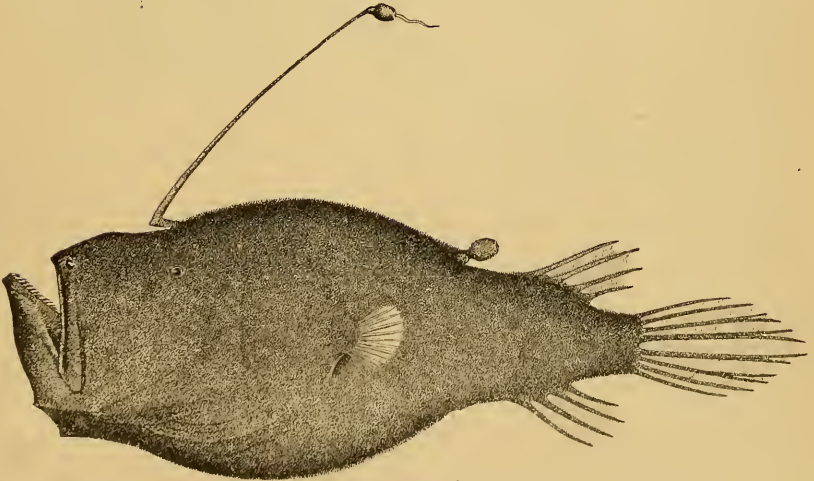
954

953. CHAUNAX PICTUS. (P. 2726.)  
954. CERATIAS HOLBOLLI. (P. 2729.)





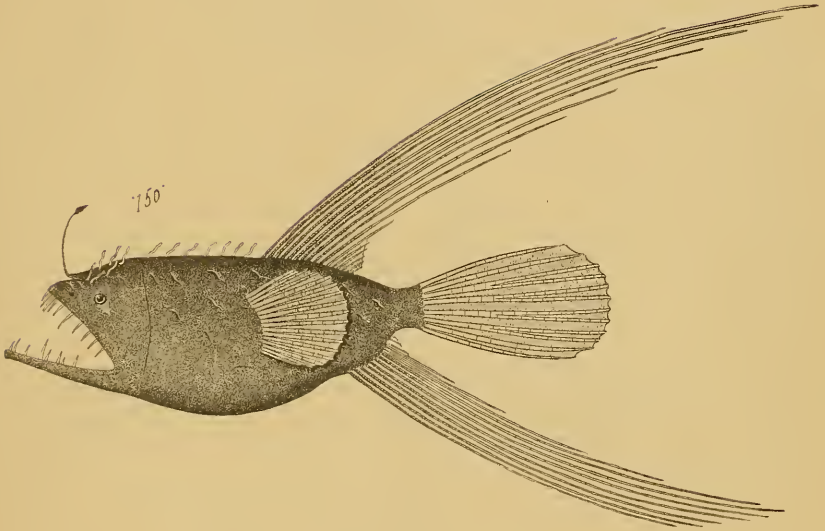
955



956

955. *MANCALIAS SHUFELDTI*. (P. 2730.)  
956. *CRYPTOPSARAS COUESII*. (P. 2731.)

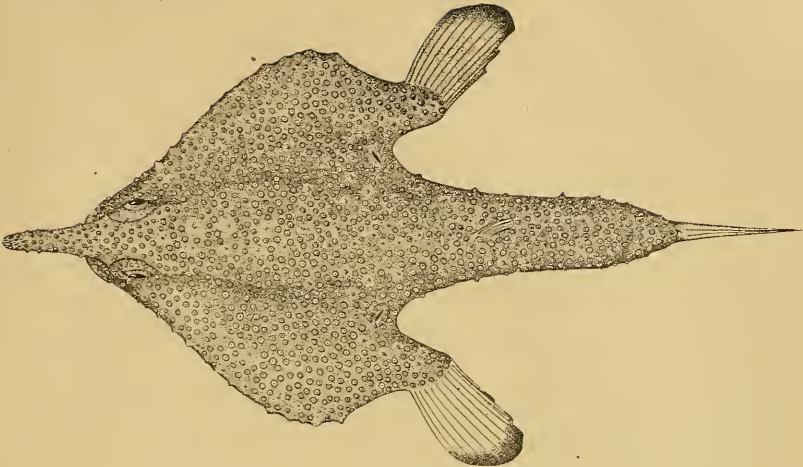




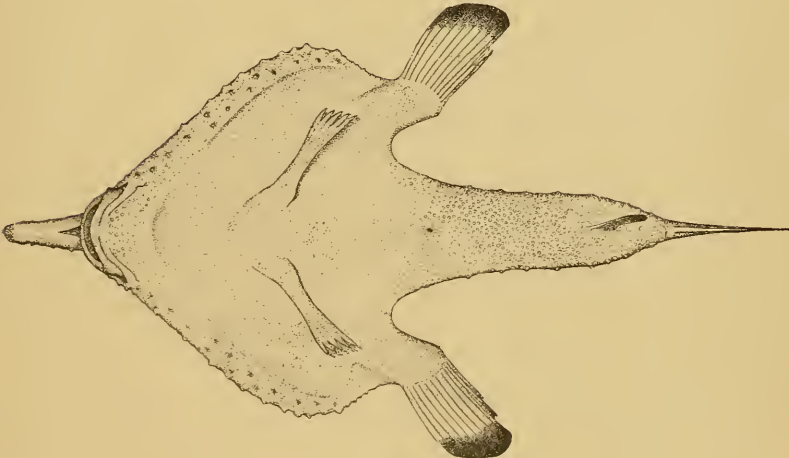
957

957. CAULOPHYRNE JORDANI. (P. 2735.)





958



958a



958b

958, 958a, 958b. OGCOCEPHALUS VESPERTILIO. (P. 2737.)