

Epipelagic Amphipods of the
Family Hyperiidæ from the
International Indian Ocean
Expedition, 1959–1965

THOMAS E. BOWMAN

and

MAURA McMANUS McGUINNESS

SERIES PUBLICATIONS OF THE SMITHSONIAN INSTITUTION

Emphasis upon publication as a means of "diffusing knowledge" was expressed by the first Secretary of the Smithsonian. In his formal plan for the Institution, Joseph Henry outlined a program that included the following statement: "It is proposed to publish a series of reports, giving an account of the new discoveries in science, and of the changes made from year to year in all branches of knowledge." This theme of basic research has been adhered to through the years by thousands of titles issued in series publications under the Smithsonian imprint, commencing with *Smithsonian Contributions to Knowledge* in 1848 and continuing with the following active series:

Smithsonian Contributions to Anthropology
Smithsonian Contributions to Astrophysics
Smithsonian Contributions to Botany
Smithsonian Contributions to the Earth Sciences
Smithsonian Contributions to the Marine Sciences
Smithsonian Contributions to Paleobiology
Smithsonian Contributions to Zoology
Smithsonian Studies in Air and Space
Smithsonian Studies in History and Technology

In these series, the Institution publishes small papers and full-scale monographs that report the research and collections of its various museums and bureaux or of professional colleagues in the world of science and scholarship. The publications are distributed by mailing lists to libraries, universities, and similar institutions throughout the world.

Papers or monographs submitted for series publication are received by the Smithsonian Institution Press, subject to its own review for format and style, only through departments of the various Smithsonian museums or bureaux, where the manuscripts are given substantive review. Press requirements for manuscript and art preparation are outlined on the inside back cover.

S. Dillon Ripley
Secretary
Smithsonian Institution

SMITHSONIAN CONTRIBUTIONS TO ZOOLOGY • NUMBER 359

Epipelagic Amphipods of the
Family Hyperiidæ from the
International Indian Ocean
Expedition, 1959–1965

Thomas E. Bowman
and Maura McManus McGuinness



SMITHSONIAN INSTITUTION PRESS

City of Washington

1982

ABSTRACT

Bowman, Thomas E., and Maura McManus McGuinness. Epipelagic Amphipods of the Family Hyperiidæ from the International Indian Ocean Expedition, 1959-1965. *Smithsonian Contributions to Zoology*, number 359, 53 pages, 87 figures, 5 tables, 1982.—About 1300 samples of Hyperiidæ from almost all parts of the Indian Ocean, collected by vertical tows from a depth of 200 m to the surface, were examined. Fifteen species, including 8 not previously known from the Indian Ocean, were identified and enumerated, and their distributions mapped. Most species were more or less randomly scattered over the entire Indian Ocean. *Themisto gaudichaudii* was confined to cool water, mostly south of 30°S, but penetrated farther north to the west of Australia. The most abundant and widespread species were *Hyperioides sibaginis* and *Lestrigonus schizogeneios*, each of which occurred at more than one-half of all the stations; together they made up 41 percent of the total number of specimens of Hyperiidæ. There were no apparent differences in numbers of specimens between day and night samples. Nine species occurred more frequently in the Arabian Sea during the NE monsoon than during the SW monsoon. It is suggested that the swifter anticyclonic gyre of the SW monsoon causes greater spatial separation. Species confined to definite biotic provinces in the Pacific Ocean show no provincialism in the Indian Ocean, and physiological races may have evolved in the 2 oceans.

OFFICIAL PUBLICATION DATE is handstamped in a limited number of initial copies and is recorded in the Institution's annual report, *Smithsonian Year*. SERIES COVER DESIGN: The coral *Montastrea cavernosa* (Linnaeus).

Library of Congress Cataloging in Publication Data

Bowman, Thomas E.

Epipelagic amphipods of the family Hyperiidæ from the International Indian Ocean Expedition, 1959-1965.

(Smithsonian contributions to zoology ; no. 359)

Bibliography: p.

1. Hyperiidæ—Geographic distribution. 2. International Indian Ocean Expedition (1959-1965) 3. Crustacea—Geographical distribution. 4. Crustacea—Indian Ocean—Geographical distribution. I. McGuinness, Maura McM. II. Title. III. Series: Smithsonian Institution. Smithsonian Contributions to zoology; no. 359.

QL1.S54 no. 359 [QL444.M315] 591s [595.3'71] 82-658 AACR2

Contents

	<i>Page</i>
Introduction	1
Acknowledgments	2
The Species of Hyperiidæ in the Indian Ocean	2
Relative Abundance of Species	3
Comparison of Day and Night Samples	45
Effects of the Monsoon Seasons on Distributions	45
Distribution Patterns of Indian Ocean Hyperiidæ	46
Distributions of the Individual Species	49
Comparison with Other Studies	50
Literature Cited	52

Epipelagic Amphipods of the Family Hyperiididae from the International Indian Ocean Expedition, 1959–1965

*Thomas E. Bowman
and Maura McManus McGuinness*

Introduction

From 1959 to 1965 nine nations participated in a cooperative scientific investigation of the Indian Ocean. They were Australia, India, Japan, Pakistan, South Africa, the United Kingdom, the United States, the USSR, and West Germany. This investigation, known as the International Indian Ocean Expedition (IIOE), carried out many projects, one of which was a survey of the zooplankton of the upper 200 m. Since 18 research vessels were cooperating in this survey, steps were taken to increase the comparability of the samples collected. The "Indian Ocean standard net" was designed by R.I. Currie for use on all ships (Currie, 1963; Motoda, 1962). This net had a mouth opening of 1 m² (diameter 113 cm) and was 500 cm in length, excluding the bucket. The upper 200 cm were cylindrical, the lower 300 cm conical. Mesh openings in the filtering parts were 0.33 mm. Each of the 18 participating ships was requested to make a vertical tow at about 2000 hrs at each station from 200–0 m, retrieving

the net at 1 m per second using 4 mm diameter wire cable. The use of a flow-meter was recommended since vertical net hauls are rarely absolutely vertical, but this recommendation was not followed by any of the participants. According to Tranter and Smith (1968), the standard net has an initial filtration efficiency of about 0.96; hence a vertical tow from 200 m would filter about 192 m³ of water.

Further details on the IIOE zooplankton program can be found in IOBC (1969), Rao (1973), and Sakthivel and Rao (1973).

The standard vertical samples (a total of 1548) were sent to the Indian Ocean Biological Centre (IOBC), established at Cochin, Kerala State, India, in 1962 (Hansen, 1966). There the samples were sorted and the sorted material was sent to specialists throughout the world for study. The amphipods were sorted into 9 groups, mostly families, by K.K. Chandrasekharan Nair. About 2000 of Nair's sorted samples were checked by Hans-Eckard Gruner and the senior author during a 2-month visit to the IOBC in October–November 1968.

The family Hyperiididae, which comprises about 45% of the Amphipoda collected, was assigned to the senior author for study, and the present re-

Thomas E. Bowman, Department of Invertebrate Zoology, National Museum of Natural History, Smithsonian Institution, Washington, DC 20560. Maura McManus McGuinness, 2008 121st Street S.E., Bellevue, Washington, 98004.

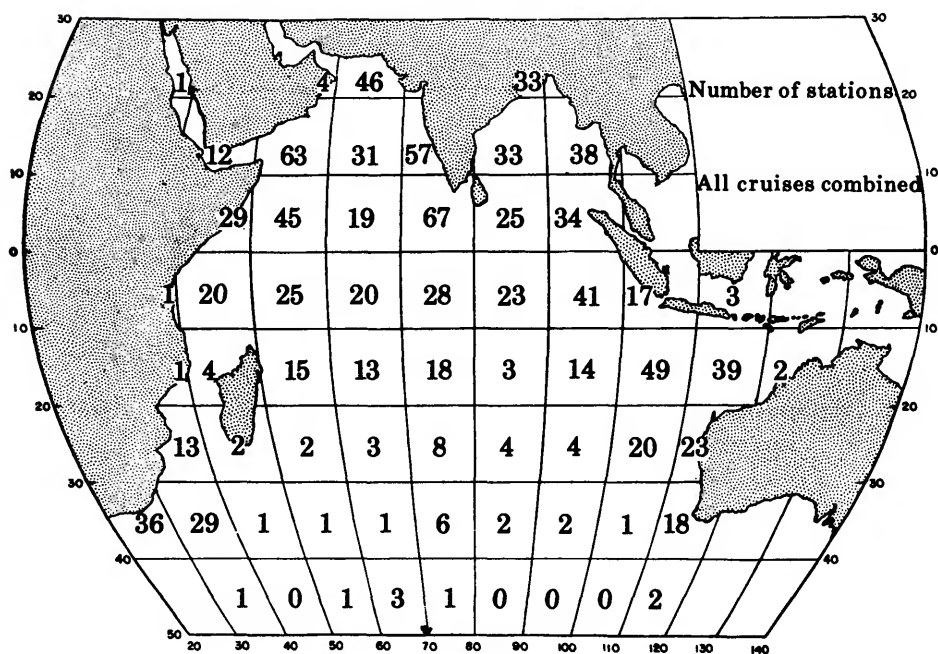


FIGURE 1.—Numbers of IIOE samples containing Hyperiidæ for each 10° square.

port is concerned with the distribution of members of this family in the Indian Ocean. About 1300 samples were received and their contents enumerated according to species. The geographic distribution of these samples is shown in Figure 1.

Despite use of a standard net and efforts to have all research vessels follow a uniform procedure, the comparability of the samples is limited. Some vessels paid out exactly 200 m of wire; others used more wire to compensate for the wire angle, and in some instances wire angles were not recorded. In shallow waters many samples were taken with less than 200 m of wire. Other limiting factors are the patchiness of the zooplankton and the fact that hyperiid amphipods are associated with gelatinous zooplankters during part of their life histories (Harbison, Biggs, and Madin, 1977; Laval, 1980). The number of hyperiid amphipods in a sample must be strongly influenced by the number of gelatinous zooplankton hosts captured.

Considering these factors, the standard samples give, at best, semiquantitative information on the distribution of hyperiid amphipods in the Indian

Ocean. They do, however, provide valuable information on overall distribution and relative abundance of the individual species.

ACKNOWLEDGMENTS.—For helpful reviews of the manuscript we thank Frank D. Ferrari and Anne C. Cohen. Mrs. Cohen also prepared several of the illustrations. For gracious hospitality and many courtesies received by the senior author during his visit to the IOBC, thanks go to David J. and Helen A. Tranter, to K.K. Chandrasekharan Nair, and to the Director of the IOBC, T.S.S. Rao. Allocation of the IIOE collection of Hyperiidæ to the senior author was made possible by H.-E. Gruner, of the Zoologisches Museum der Humboldt Universität zu Berlin, who was Senior Specialist for the Amphipoda on this project.

The Species of Hyperiidæ in the Indian Ocean

Past records of Hyperiidæ from the Indian Ocean, surprisingly few in number, are listed below:

- Hyperia galba* (Montagu)
Walker (1904), Ceylon.
Spandl (1924), Red Sea.
- Lestrignus bengalensis* Giles
Giles (1887), Bay of Bengal.
Walker (1904), Ceylon.
Walker (1909), north of Chagos Island (4°16'S, 71°53'E),
Mauritius Island, Cargos Carajas Shoals, Desroches
Atoll.
Spandl (1924), Red Sea (as *Hyperia dysschistus* Stebbing).
Nayar (1959), Coast of Madras.
Bowman (1973), Gulf of Camby, Arabian Sea.
- Lestrignus crucipes* (Bovallius)
Walker (1904), Ceylon.
Barnard (1937), Gulf of Oman, Central Arabian Sea.
Bowman (1973), Arabian Sea.
- Lestrignus schizogeneios* (Stebbing)
Pirlot (1930), southern coast of Lomblen Island, Savu Sea.
Barnard (1937), northern Arabian Sea.
Tranter (1977), eastern Indian Ocean (110°E).
- Hyperietta vosseleri* (Stebbing)
Spandl (1924), Red Sea (as *Hyperia fabrei* Milne Edwards).
Tranter (1977), eastern Indian Ocean (110°E).
- Hyperioides longipes* Chevreux
Barnard (1937), Gulf of Aden.
Pillai (1966), Arabian Sea.
Tranter (1977), E Indian Ocean (10°E).
- Hyperioides sibaginis* (Stebbing)
Nair (1972), southwestern coast of India.
- Phronimopsis spinifer* Claus
Walker (1909), north of Chagos Island (4°16'S, 71°53'E).
Spandl (1924), Red Sea.
Tranter (1977), eastern Indian Ocean (110°E).

As previously pointed out (Bowman, 1973), the 2 records of *Hyperia galba* must be considered misidentifications. The remaining 7 species in the list occurred in the IIOE collections; the following 8 additional species bring the total of Hyperiidæ species to 15: *Hyperietta luzoni* (Stebbing), *Hyperietta stebbingi* Bowman, *Hyperietta stephenseni* Bowman, *Hyperoche* species (undescribed), *Hyperionyx macrodactylus* (Stephensen), *Lestrignus macrophthalmus* (Vosseler), *Themistella fusca* (Dana), and *Themisto gaudichaudii* Guérin-Méneville.

Representative specimens of the IIOE species of Hyperiidæ have been deposited in the Indian Ocean Biological Centre, Cochin, Indian (now incorporated into the National Institute of Oceanography Regional Centre, Cochin). The rest of the collections are deposited in the Division of Crustacea, Smithsonian Institution.

Descriptions of all Indian Ocean species of Hyperiidæ except *Hyperoche* species and *Themisto*

gaudichaudii are given by Bowman (1973). To facilitate rapid identification of Indian Ocean Hyperiidæ we have provided 2 pictorial keys, one to females with rudimentary antenna 2 (Figure 2), and the other to females in which antenna 2 is not rudimentary (Figure 3). For identification of the more difficult males, refer to Bowman (1973).

Relative Abundance of Species

In Rao's (1973) Table 5, which shows the numerical abundance in percentage of 12 categories of zooplankters in the standard samples, copepods are by far the most numerous, making up an average of 75.53% of the total samples, and the amphipods rank twelfth, averaging only 0.23%. The overwhelmingly dominant copepods are followed by Ostracoda (6.44%), Chaetognatha (6.41%), and Euphausiacea (2.3%). Each of the other taxa comprises less than 2% of the total.

Of the Amphipoda families, the Hyperiidæ was by far the most abundant, making up 45.18% of the total specimens (Nair, Jacob, and Kumaran, 1973). Next came the Phrosinidæ (15.93%), the Pronoidæ and Lycæidæ combined (10.89%), the Platyscelidæ and Parascelidæ combined (7.71%), and the Phronimidæ (6.88%). Thus the amphipods, which were a minor constituent of the standard samples, were dominantly Hyperiidæ.

The distributions of the species are shown in a series of maps (Figures 4-77). On these maps positive stations are indicated by open circles, other stations by dots. In addition to showing the distributions obtained from all the samples, we show the day versus night distributions and the distributions during the 2 monsoon seasons, northeast (16 October-15 April) and southwest (16 April-15 October). These distributions were plotted to examine possible diel vertical migrations and the effect of the semiannual reversal of circulation north of 10°S.

Figures 78 and 79 show the relative abundance and frequency of occurrence of the species. Two species, *Lestrignus schizogeneios* and *Hyperioides sibaginis*, occurred in more than half the samples examined and together comprised 41% of all the

Pictorial Key to Female Indian Ocean Hyperiididae

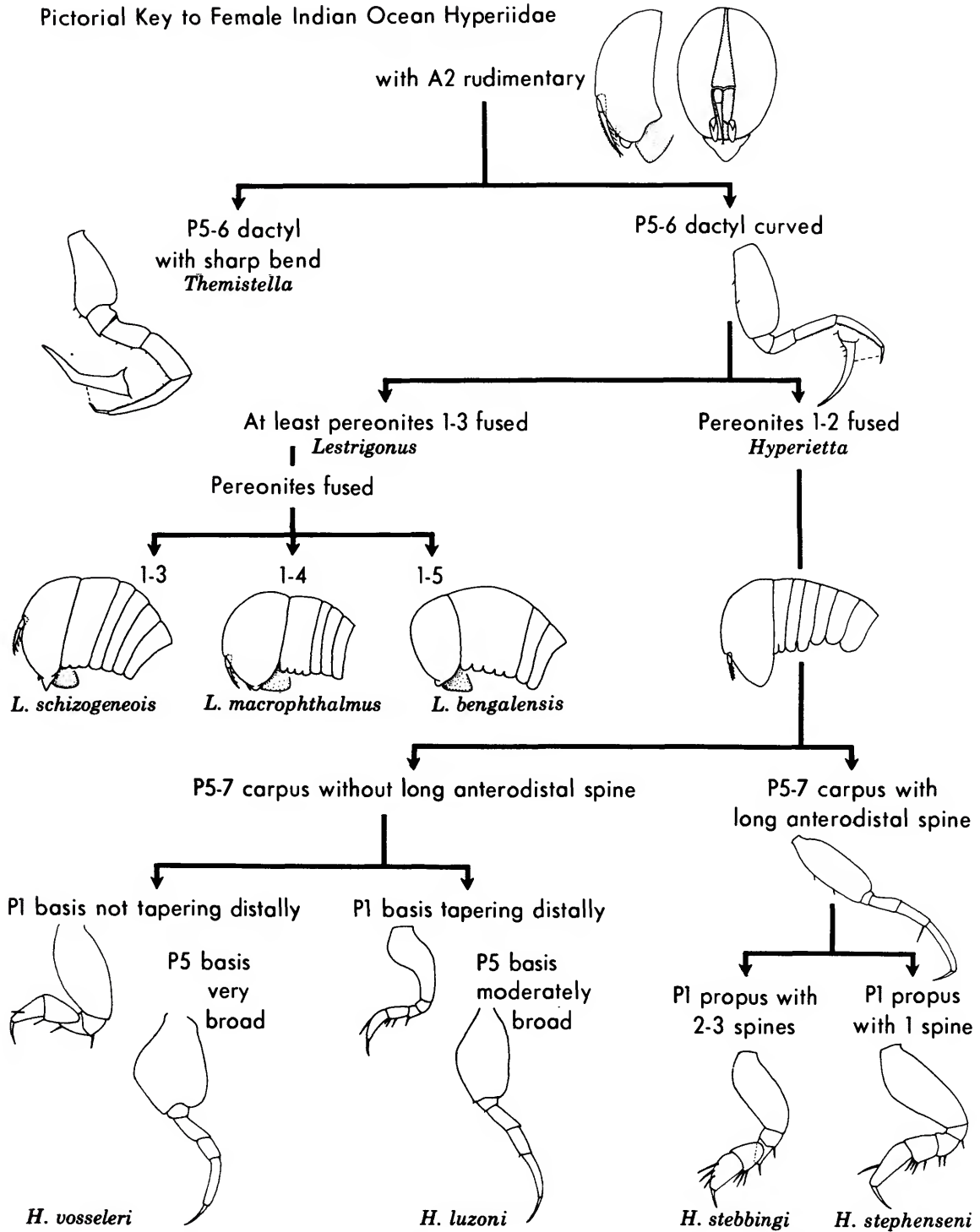


FIGURE 2.—Pictorial key to females of species of Indian Ocean Hyperiididae with antenna 2 rudimentary.

Pictorial Key to Female Indian Ocean Hyperiididae

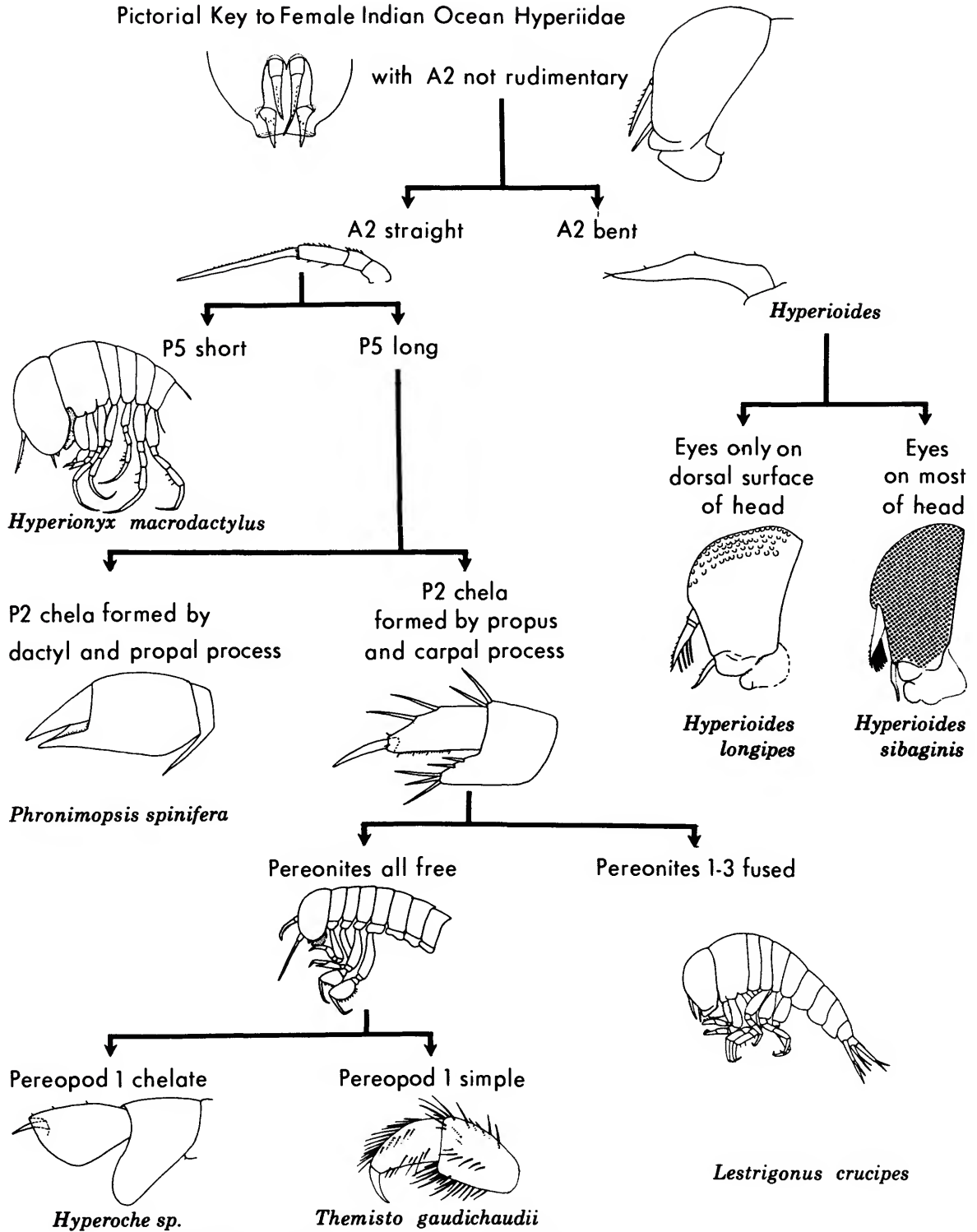


FIGURE 3.—Pictorial key to females of species of Indian Ocean Hyperiididae with antenna 2 not rudimentary.

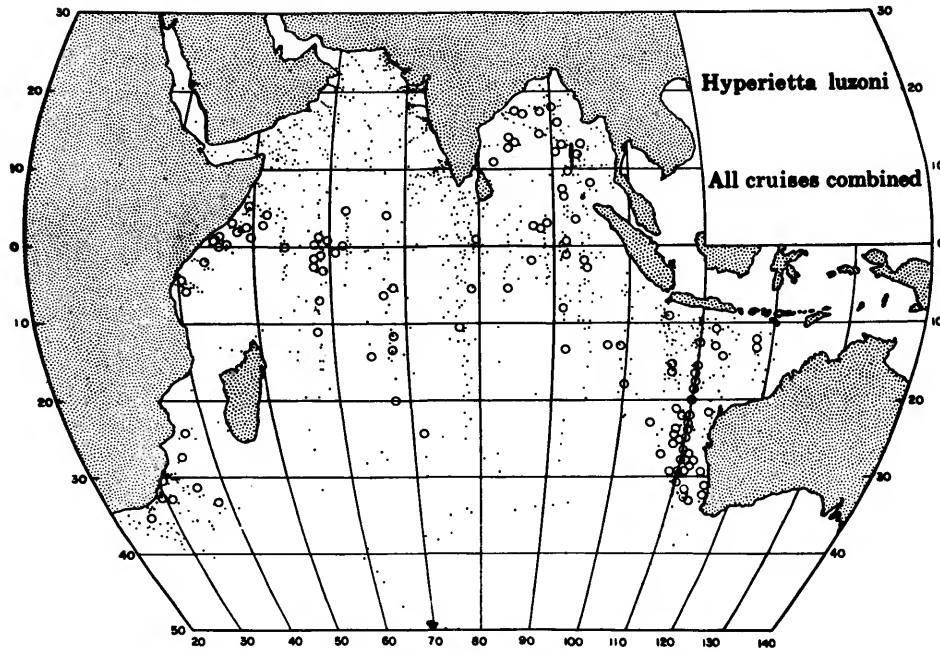


FIGURE 4.—*Hyperietta luzoni*, all IIOE samples.

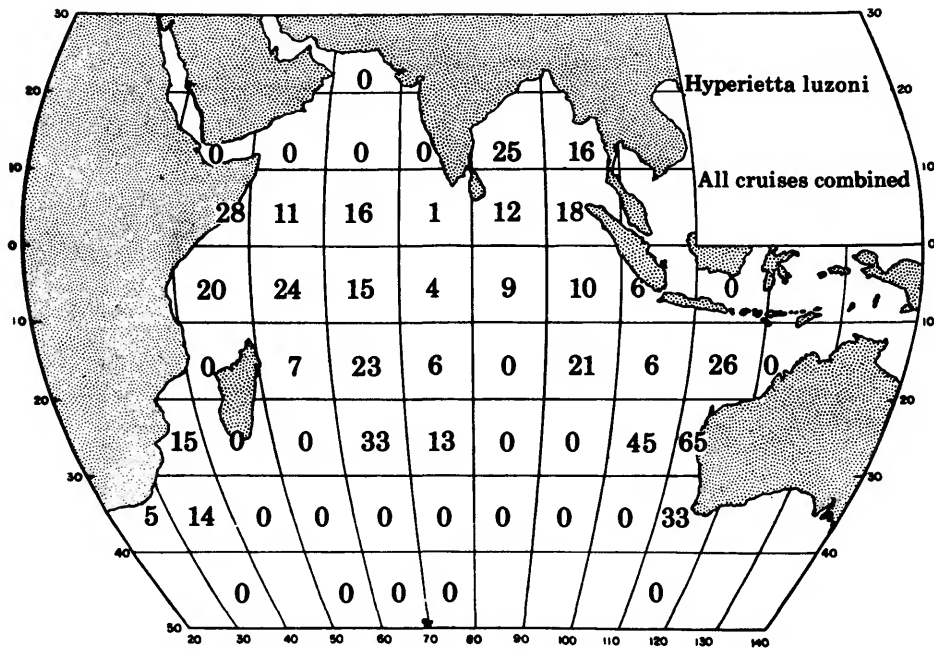


FIGURE 5.—*Hyperietta luzoni*, percent occurrence for each 10° square.

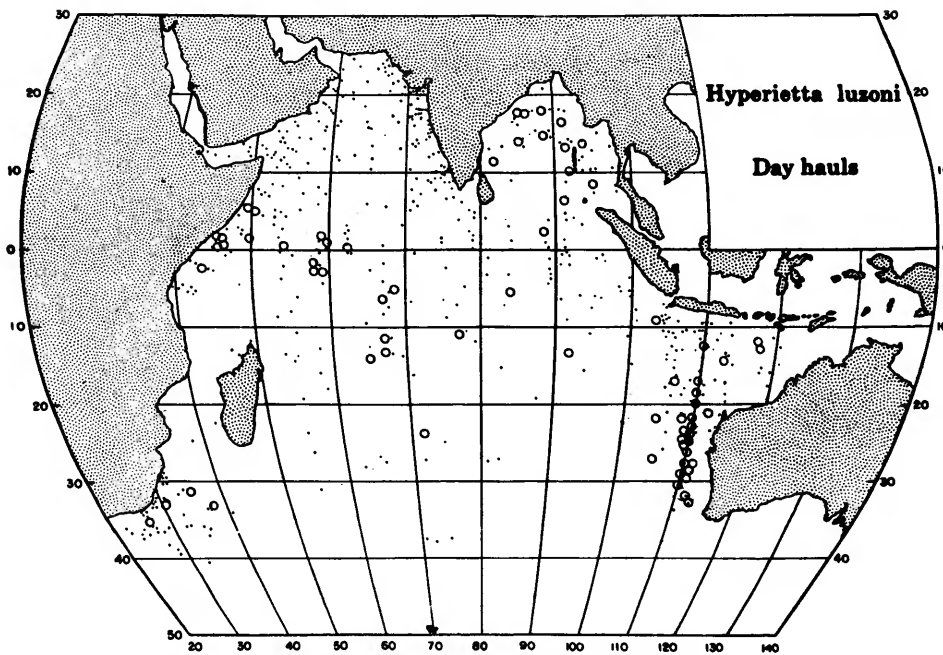


FIGURE 6.—*Hyperietta luzoni*, day stations.

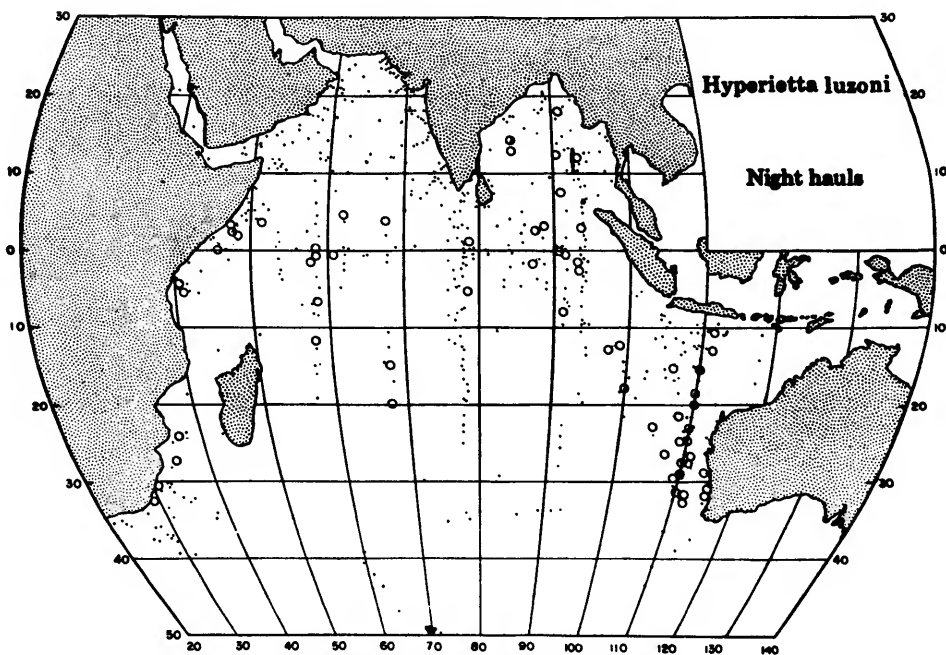
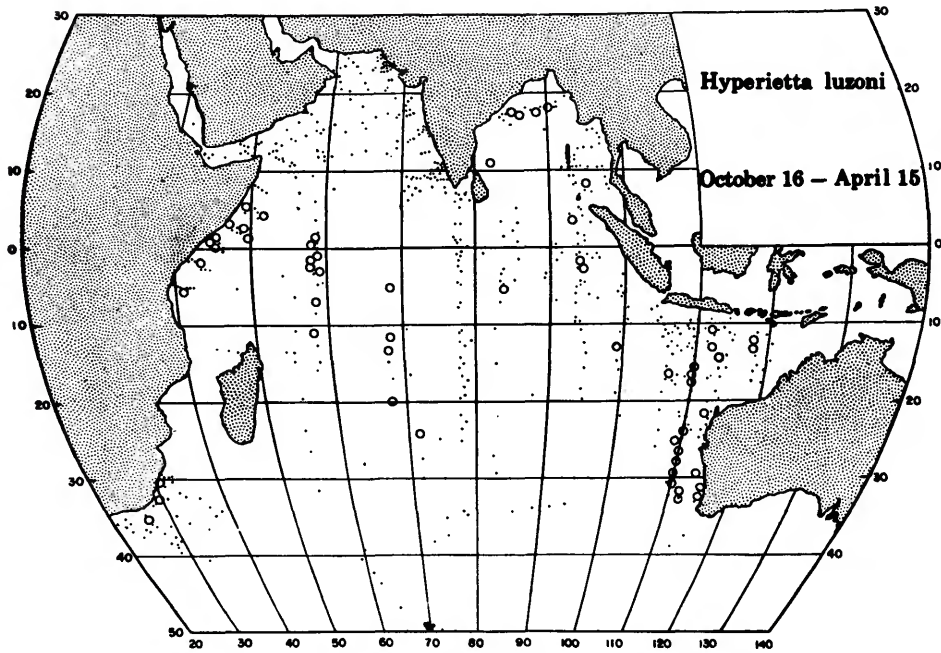
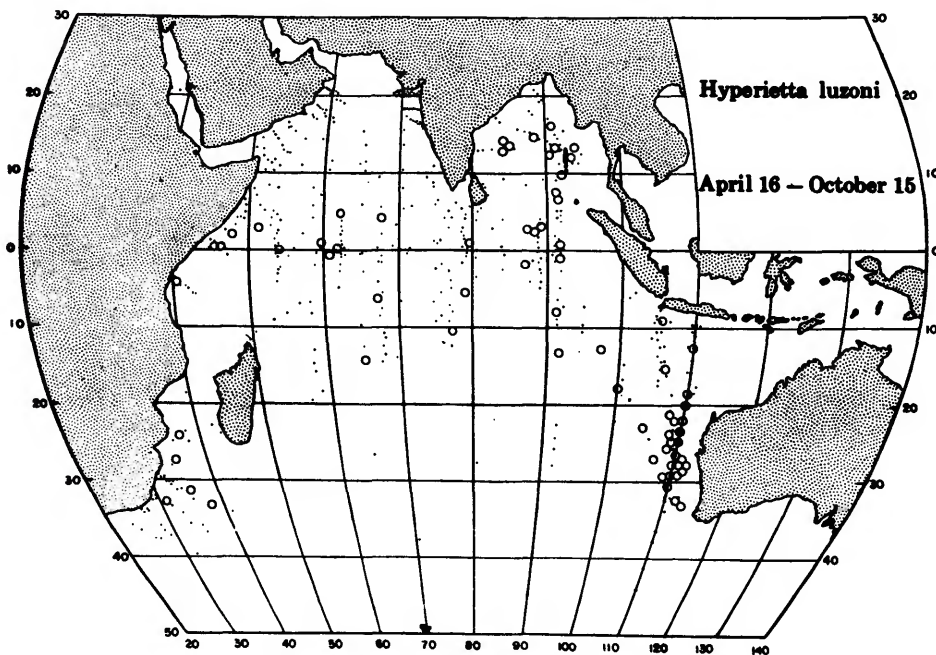


FIGURE 7.—*Hyperietta luzoni*, night stations.

FIGURE 8.—*Hyperietta luzoni*, NE monsoon.FIGURE 9.—*Hyperietta luzoni*, SW monsoon.

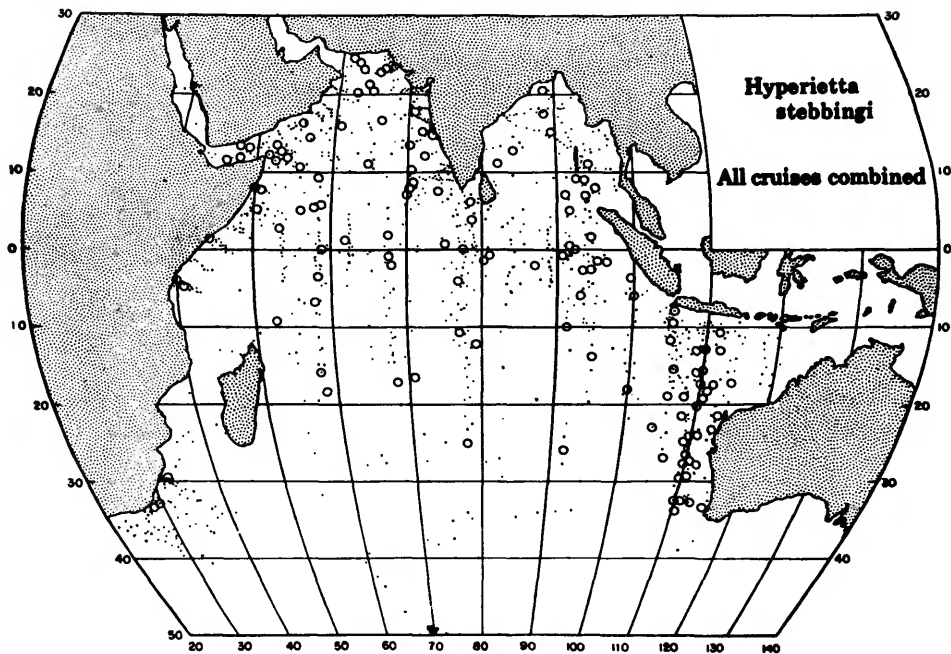


FIGURE 10.—*Hyperietta stebbingi*, all IIOE samples.

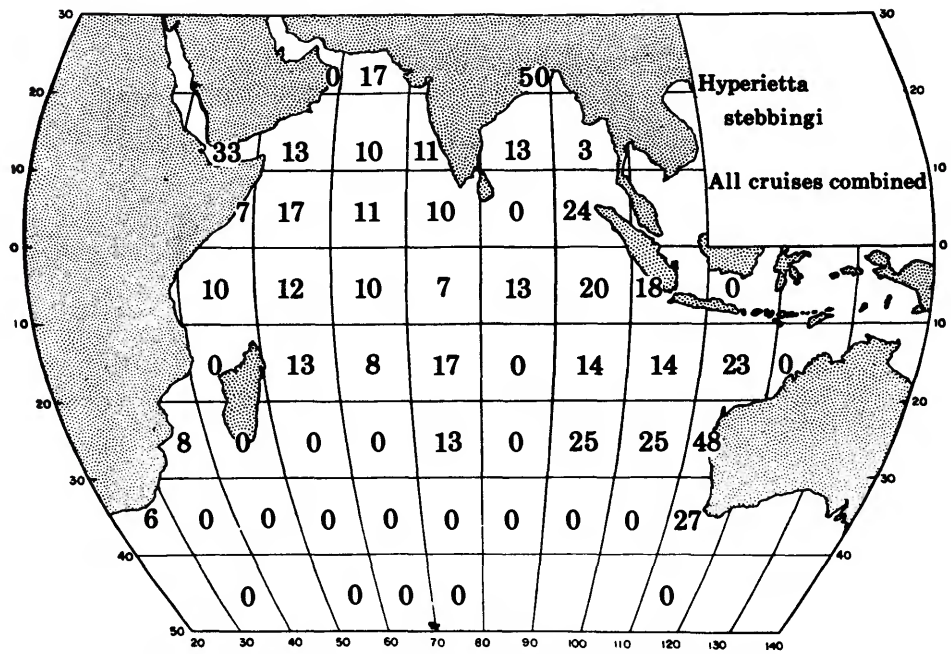
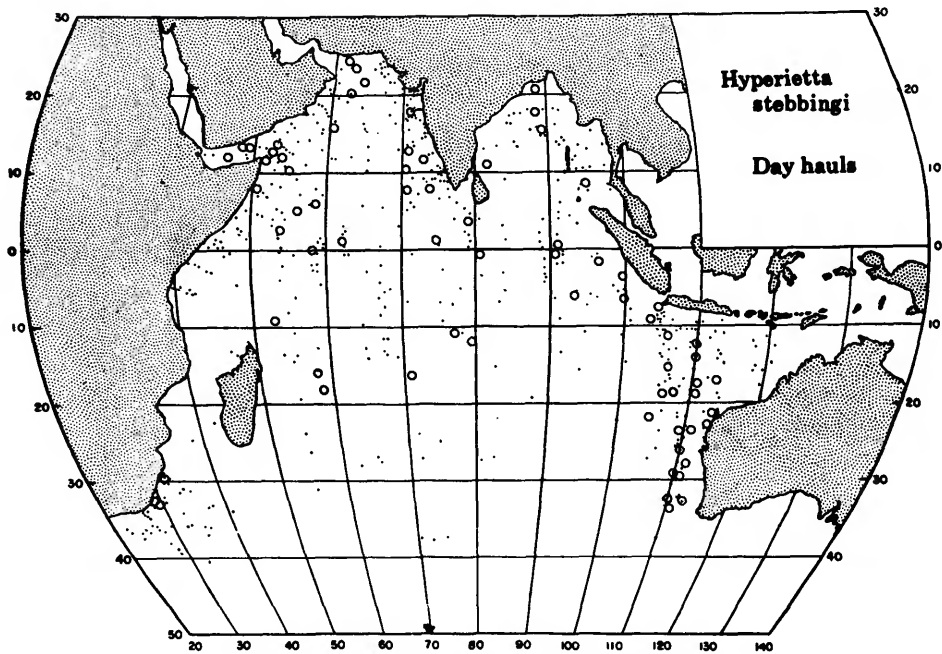
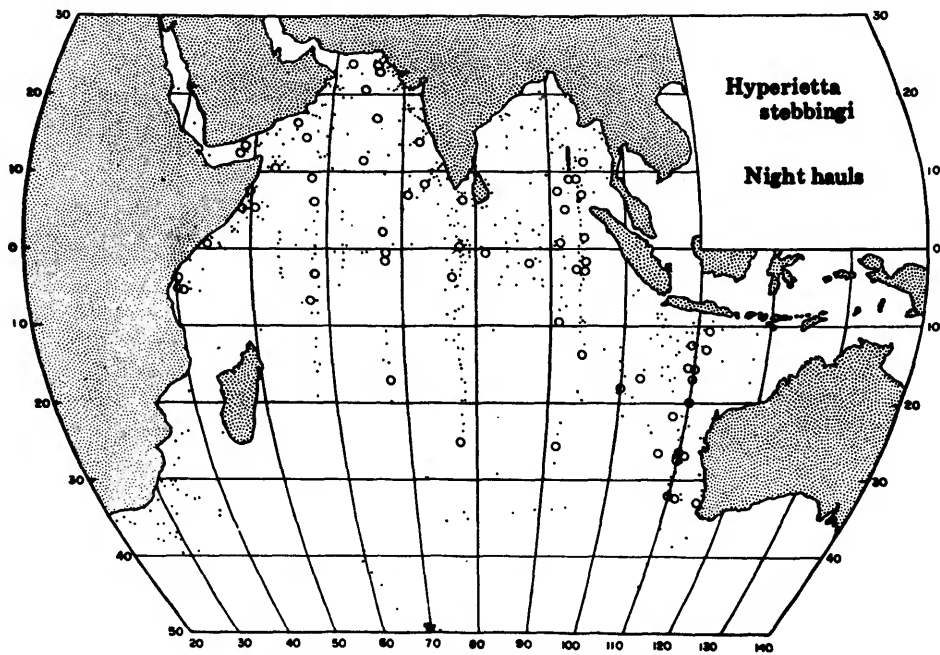


FIGURE 11.—*Hyperietta stebbingi*, percent occurrence for each 10° square.

FIGURE 12.—*Hyperietta stebbingi*, day stations.FIGURE 13.—*Hyperietta stebbingi*, night stations.

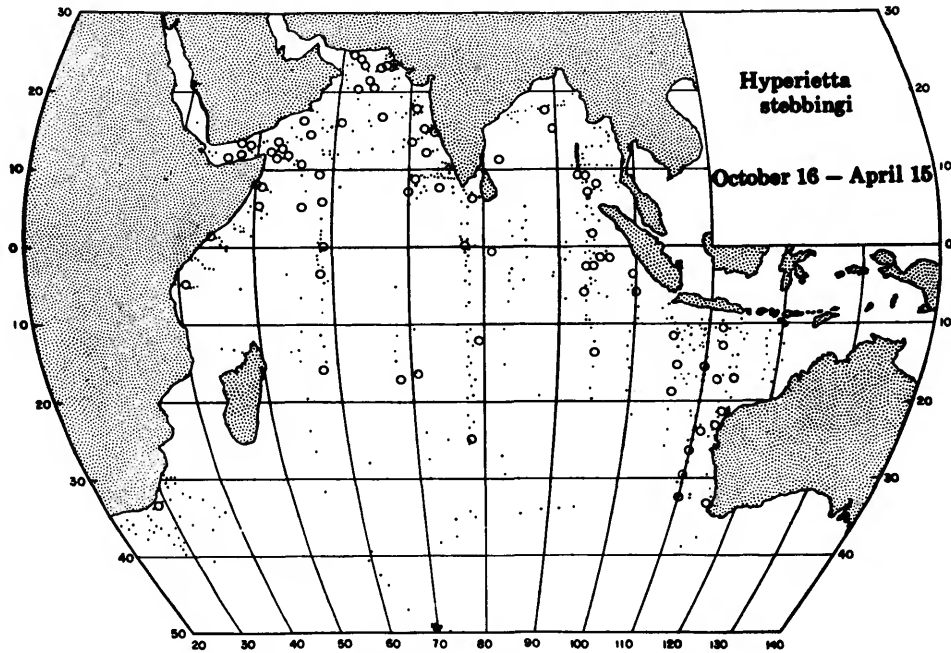


FIGURE 14.—*Hyperietta stebbingi*, NE monsoon.

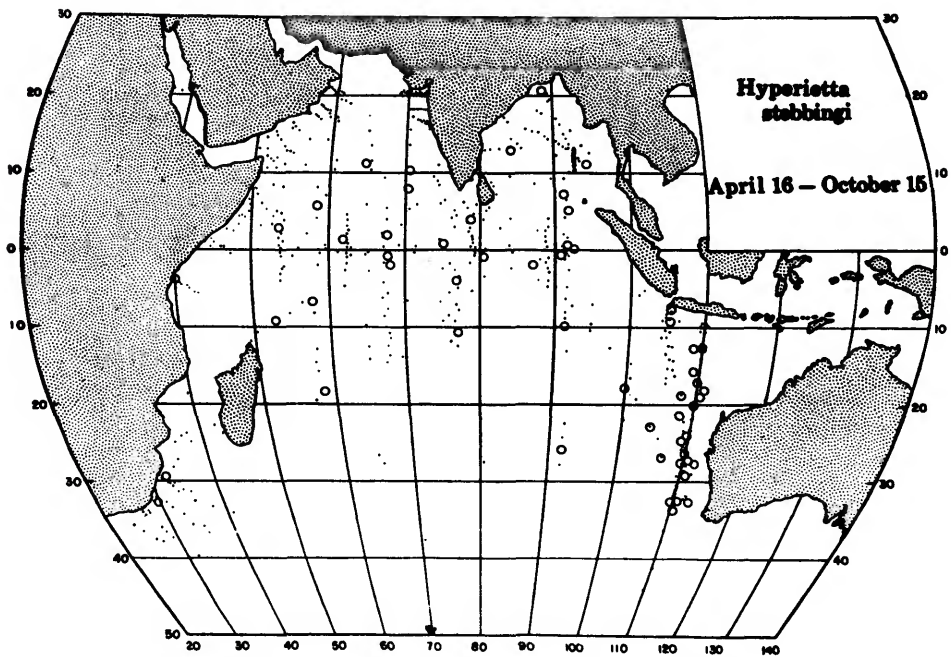


FIGURE 15.—*Hyperietta stebbingi*, SW monsoon.

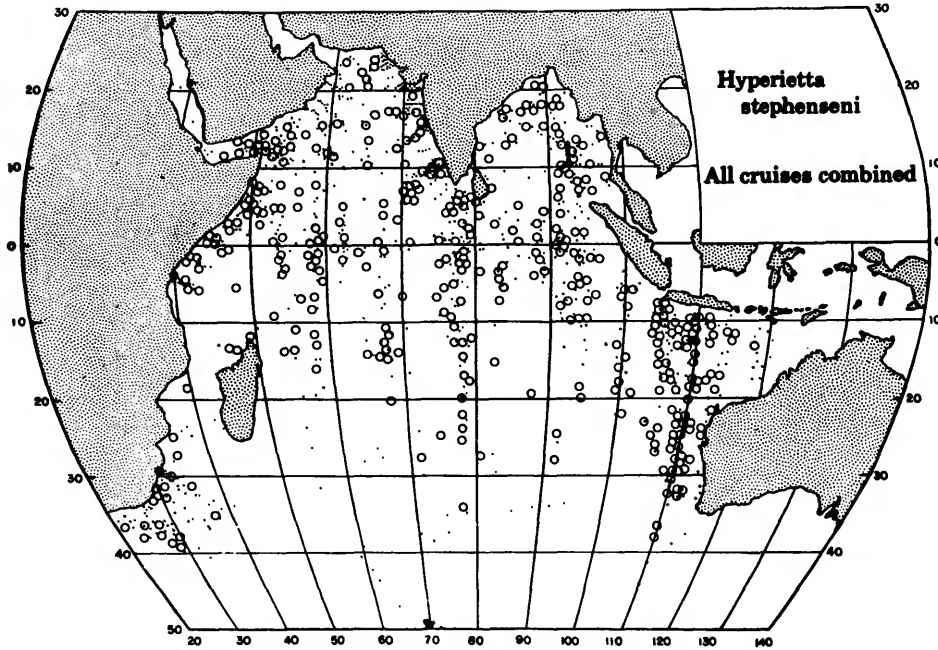


FIGURE 16.—*Hyperietta stephensi*, all IIOE samples.

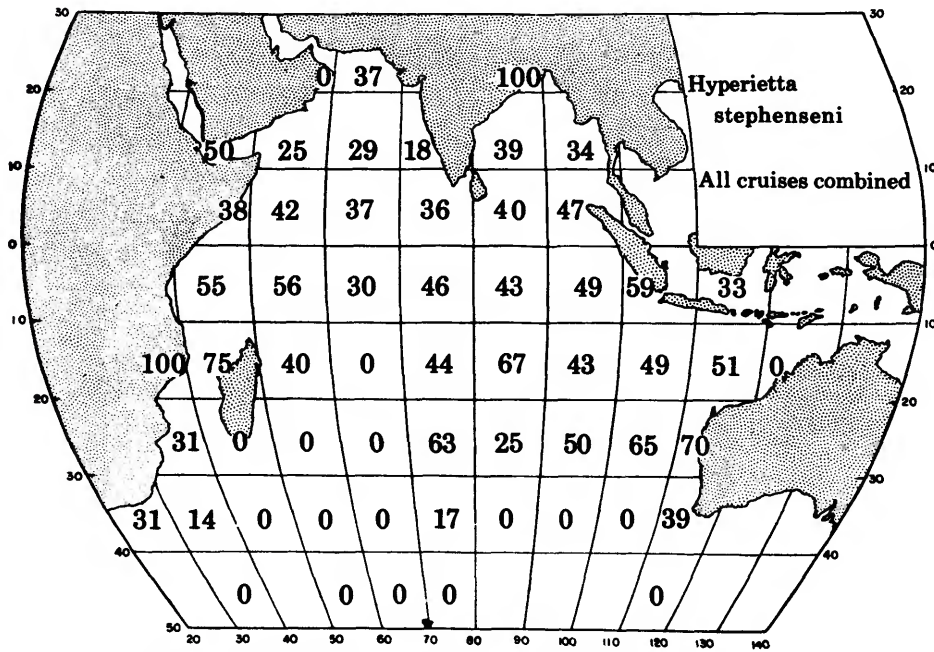


FIGURE 17.—*Hyperietta stephensi*, percent occurrence for each 10° square.

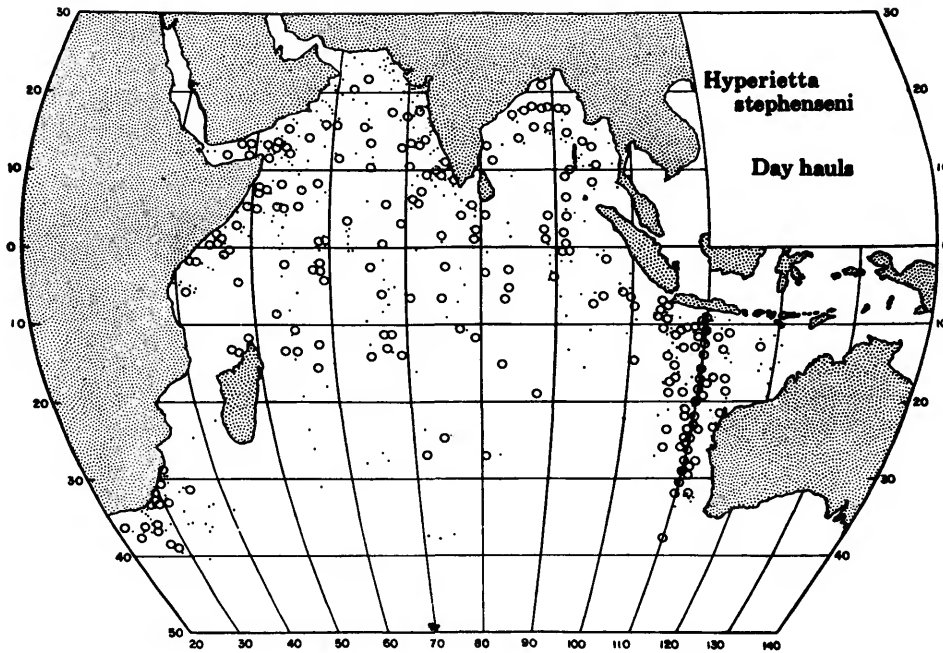


FIGURE 18.—*Hyperietta stephensi*, day stations.

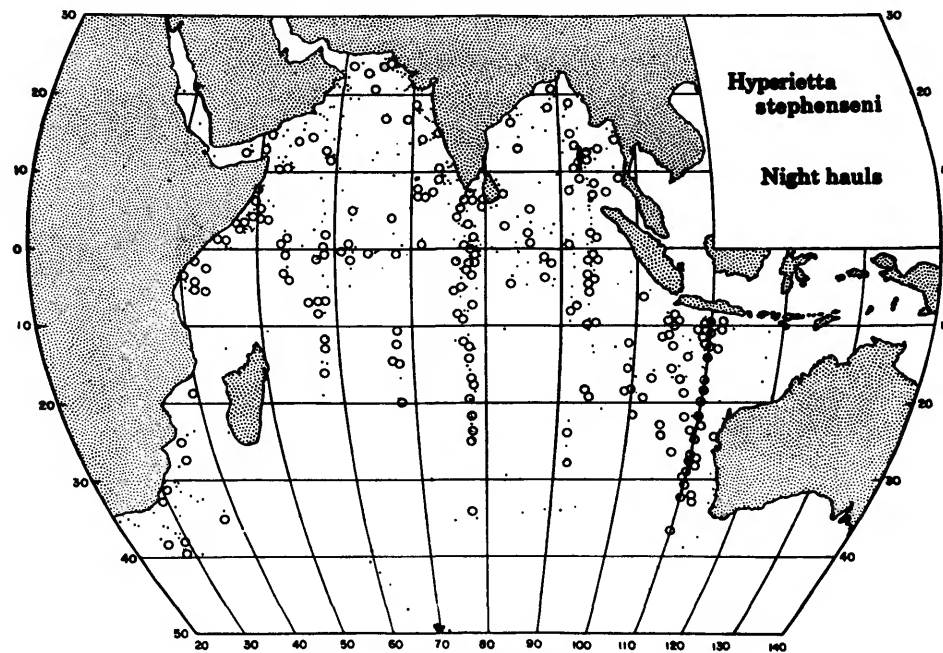
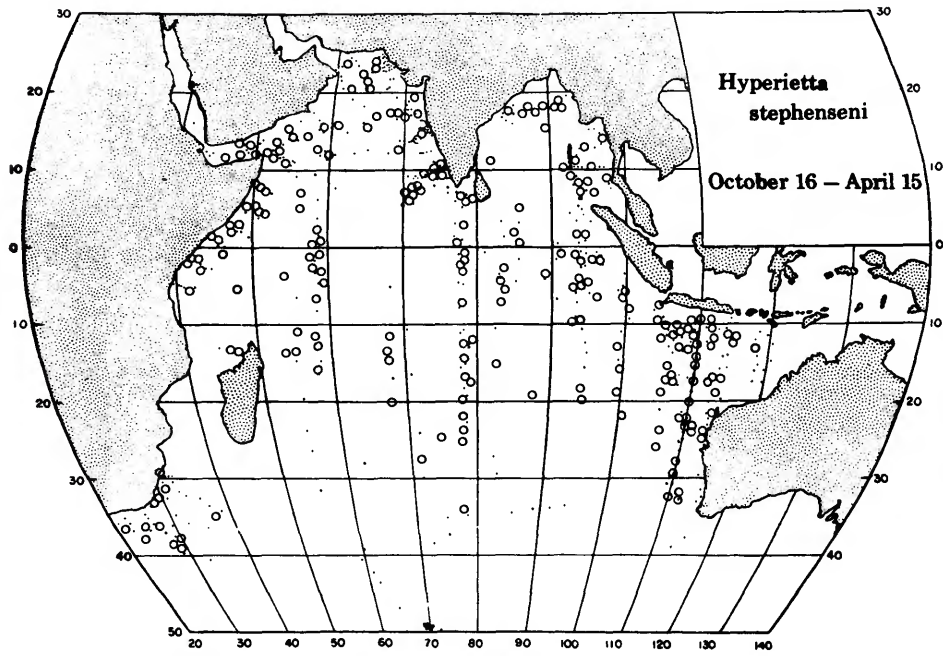
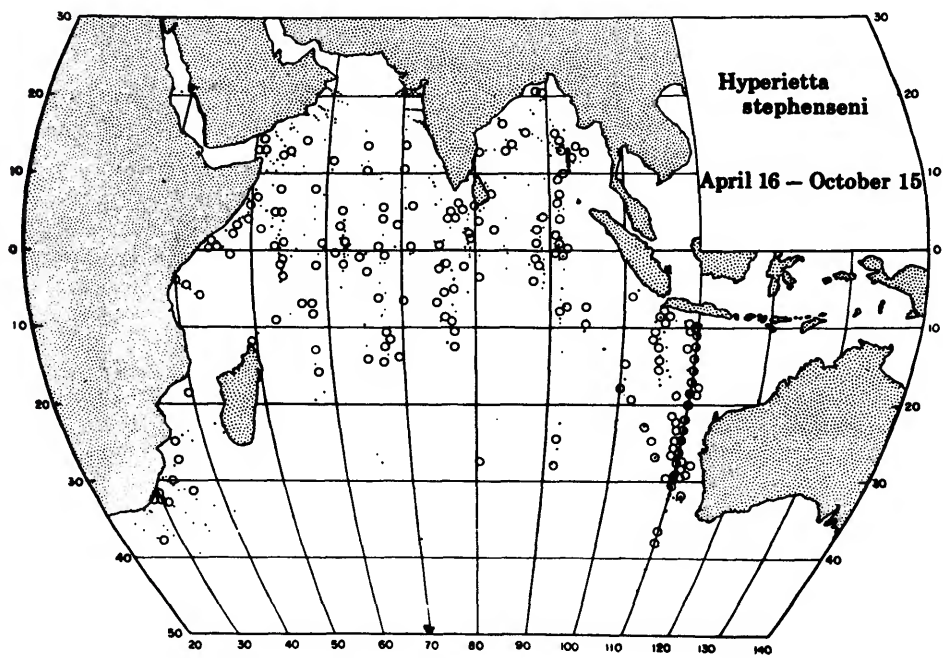


FIGURE 19.—*Hyperietta stephensi*, night stations.

FIGURE 20.—*Hyperietta stephensi*, NE monsoon.FIGURE 21.—*Hyperietta stephensi*, SW monsoon.

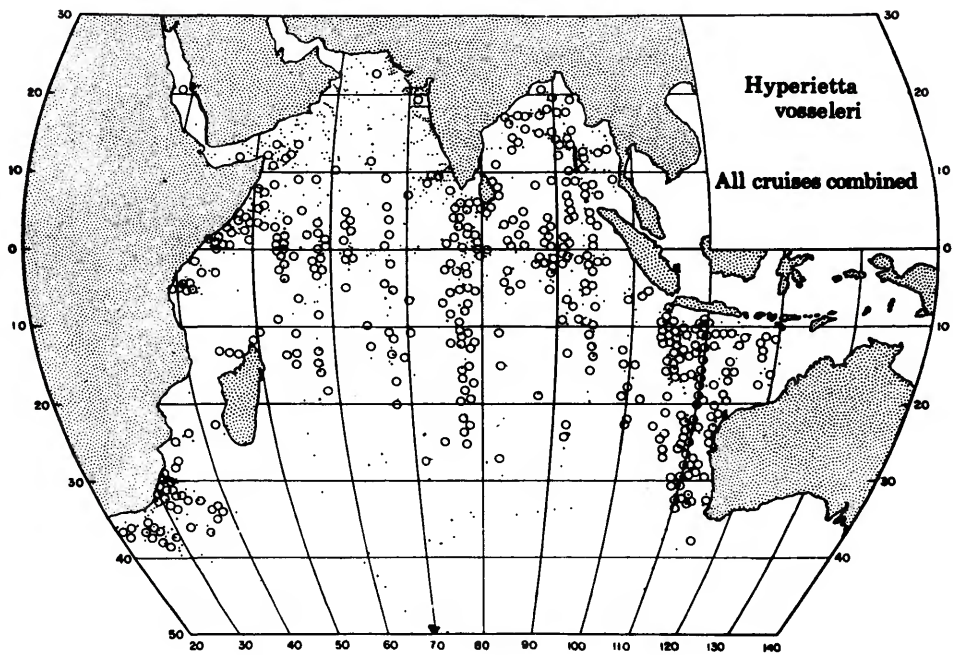


FIGURE 22.—*Hyperietta vosseleri*, all IIOE samples.

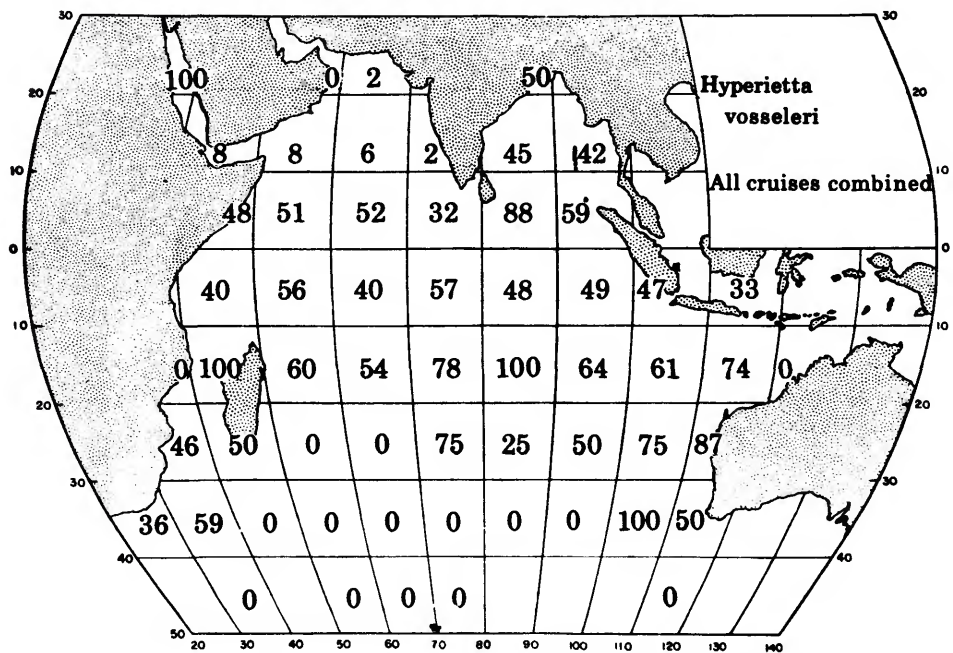
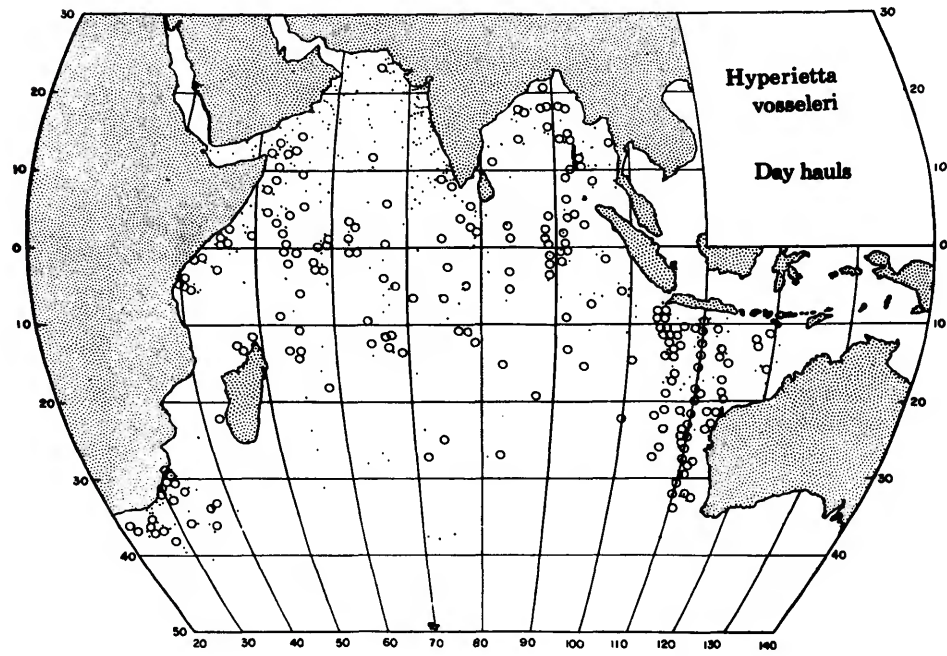
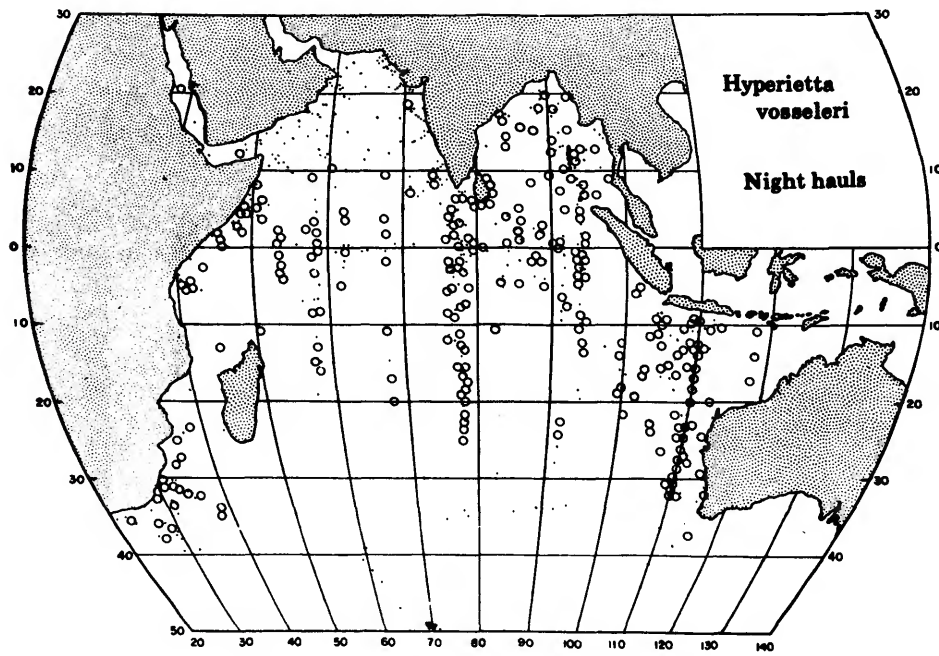


FIGURE 23.—*Hyperietta vosseleri*, percent occurrence for each 10° square.

FIGURE 24.—*Hyperietta vosseleri*, day stations.FIGURE 25.—*Hyperietta vosseleri*, night stations.

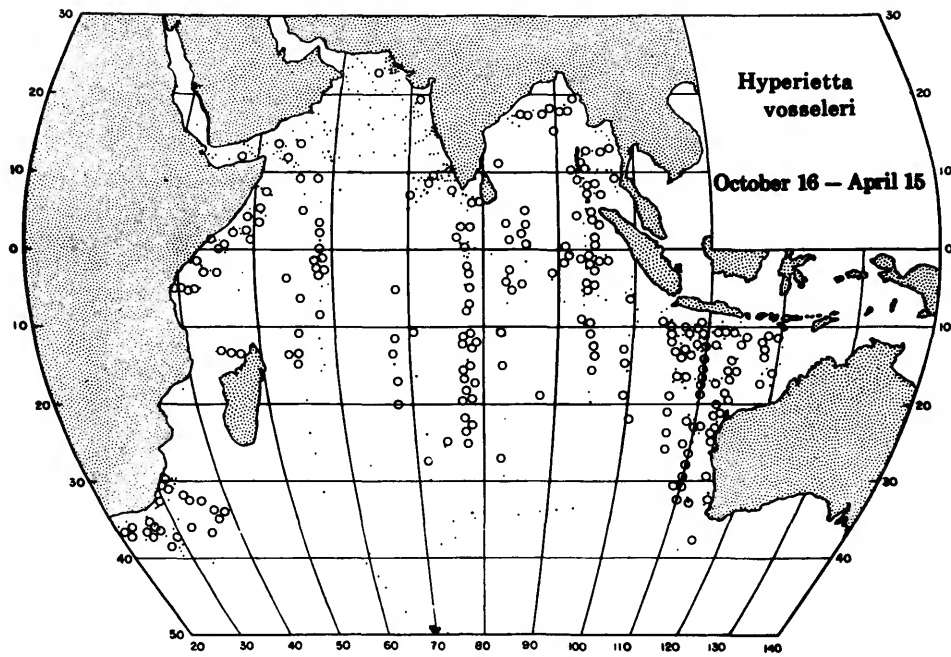


FIGURE 26.—*Hyperietta vosseleri*, NE monsoon.

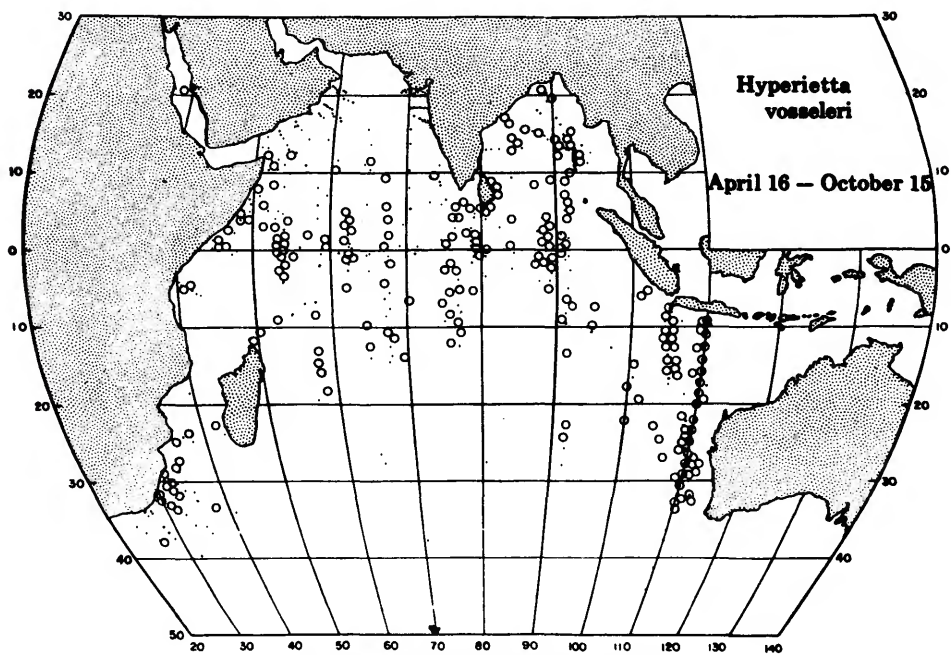


FIGURE 27.—*Hyperietta vosseleri*, SW monsoon.

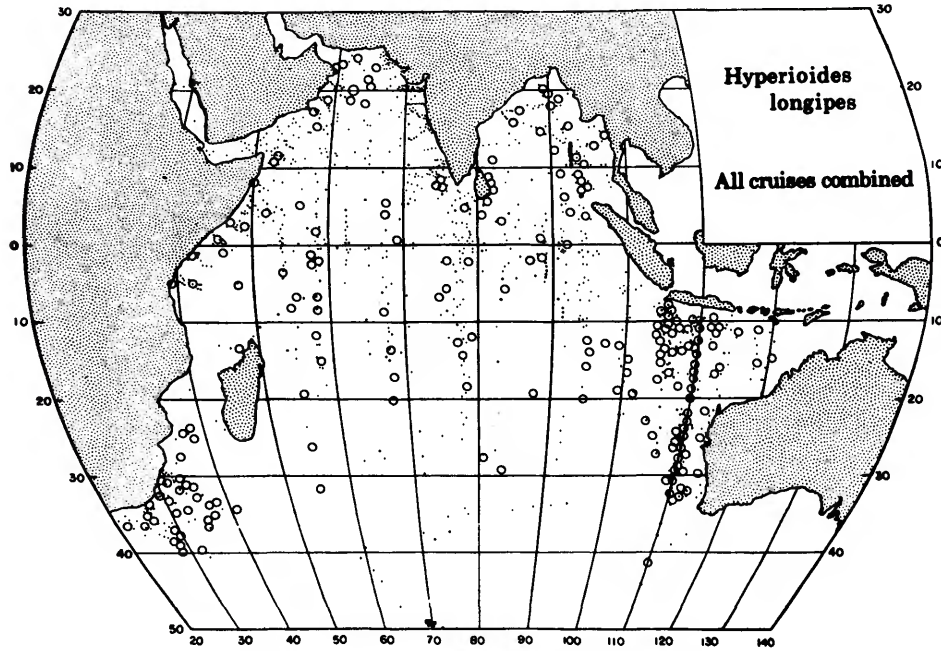


FIGURE 28.—*Hyperioides longipes*, all IOOE samples.

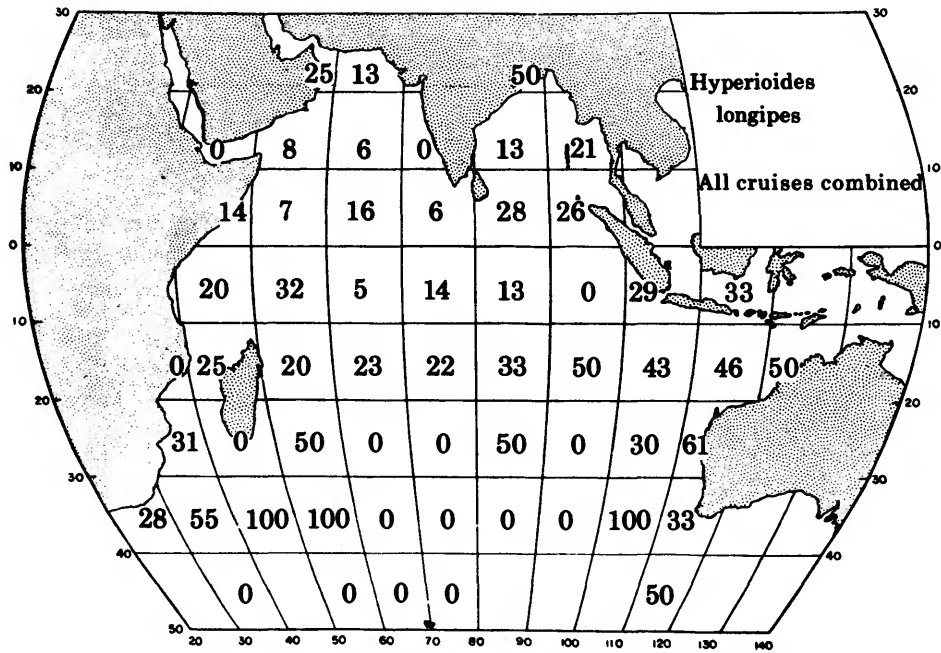


FIGURE 29.—*Hyperioides longipes*, percent occurrence for each 10° square.

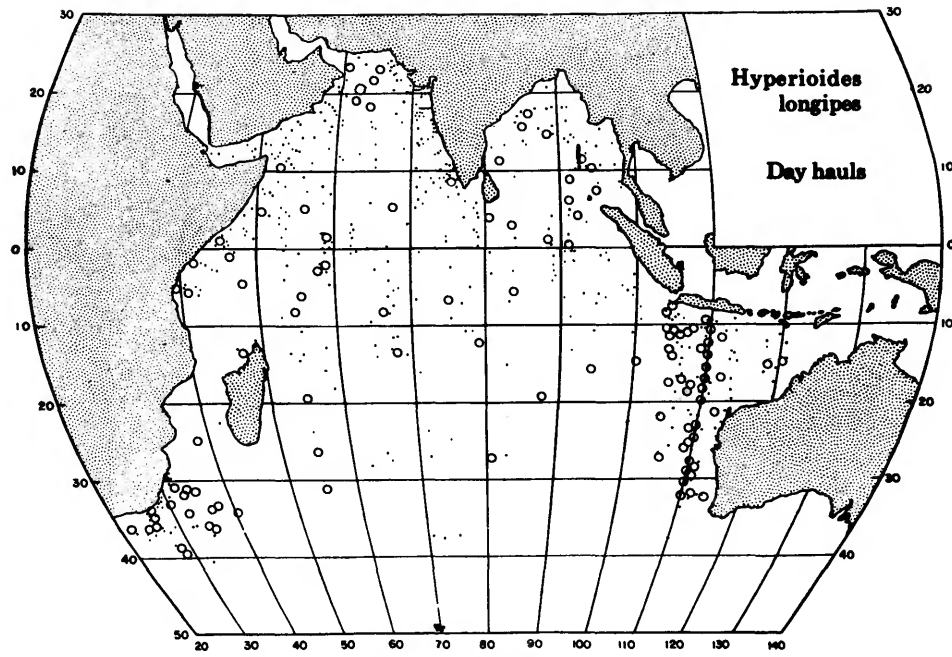


FIGURE 30.—*Hyperioides longipes*, day stations.

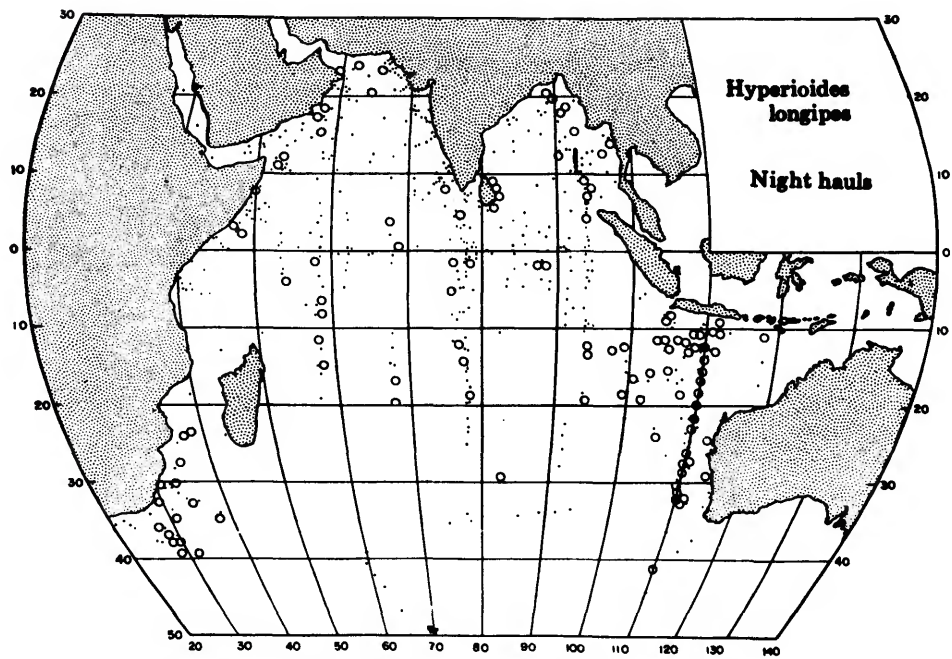


FIGURE 31.—*Hyperioides longipes*, night stations.

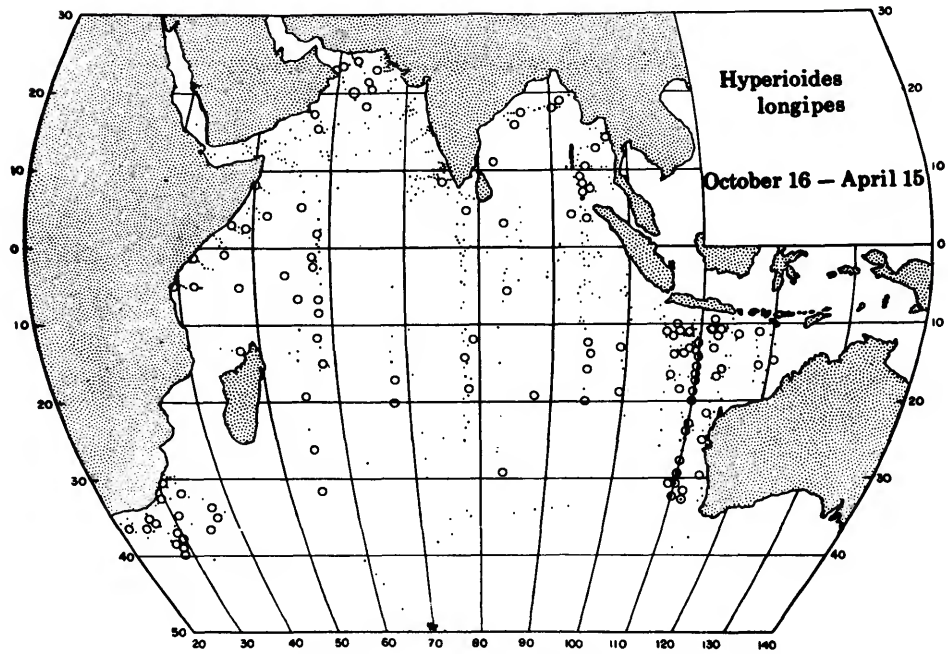


FIGURE 32.—*Hyperioides longipes*, NE monsoon.

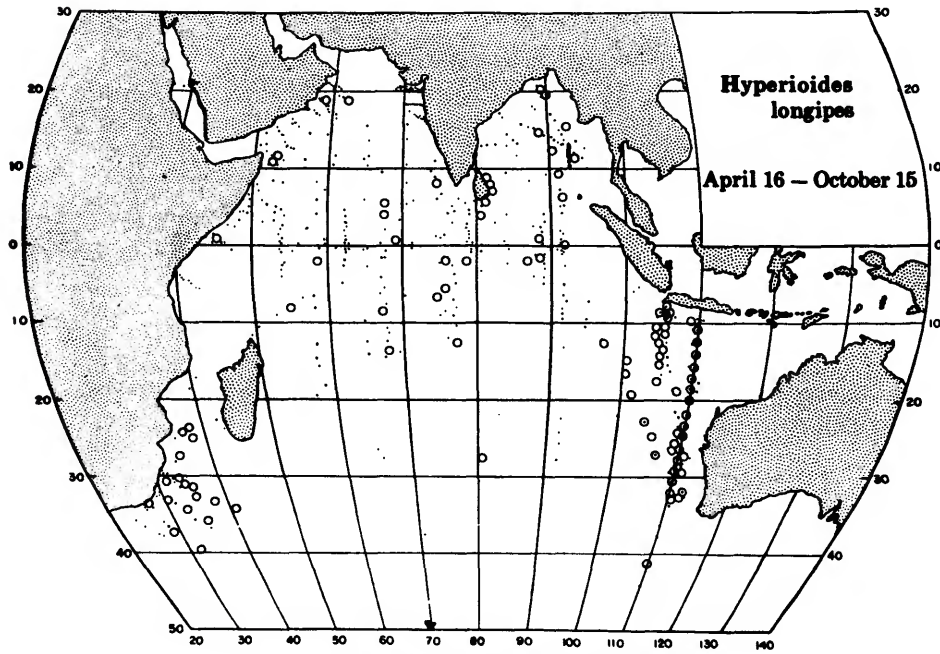


FIGURE 33.—*Hyperioides longipes*, SW monsoon.

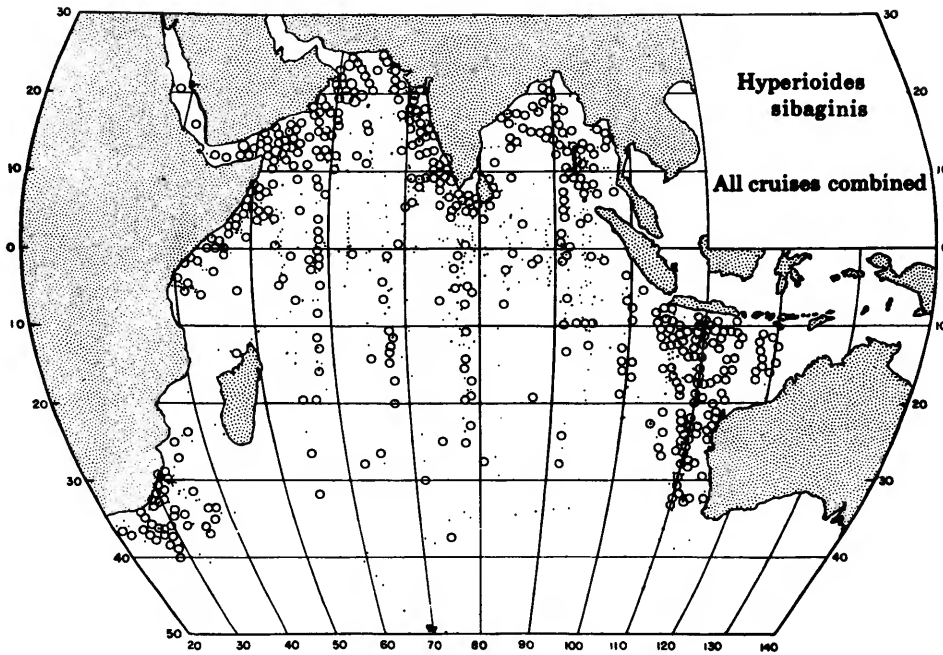


FIGURE 34.—*Hyperioides sibaginis*, all IIOE samples.

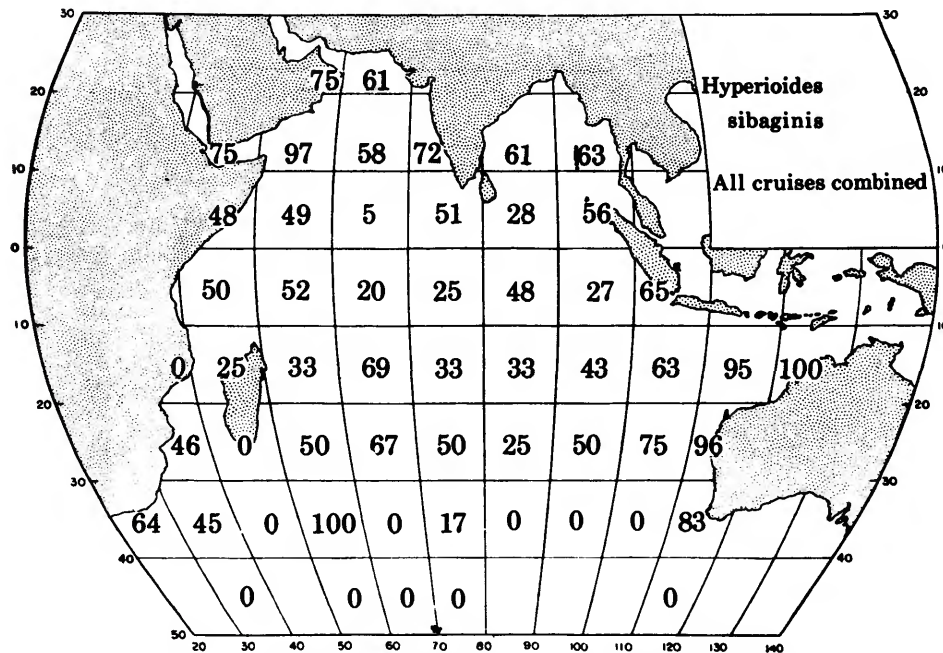
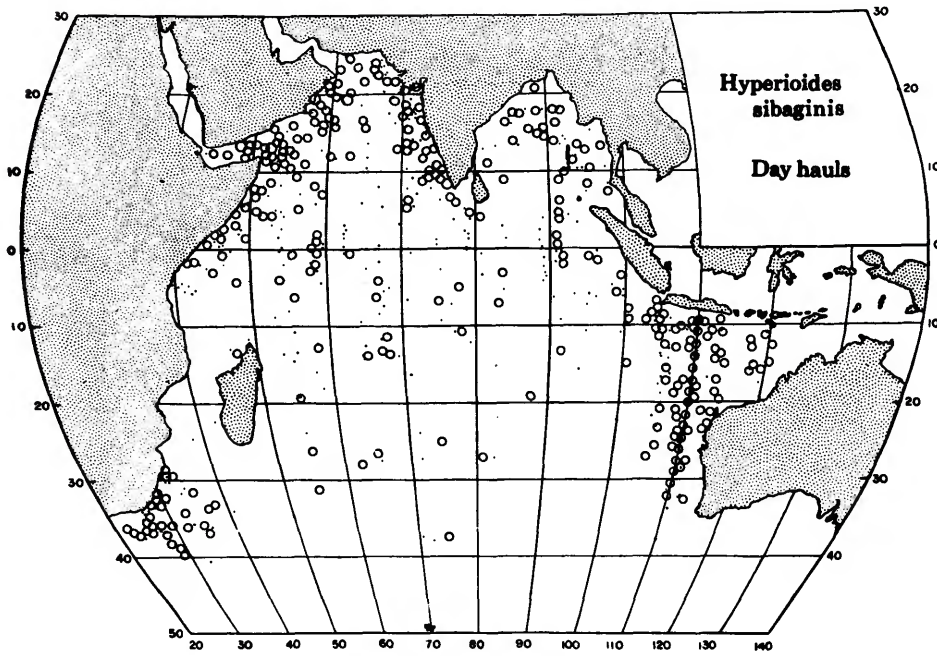
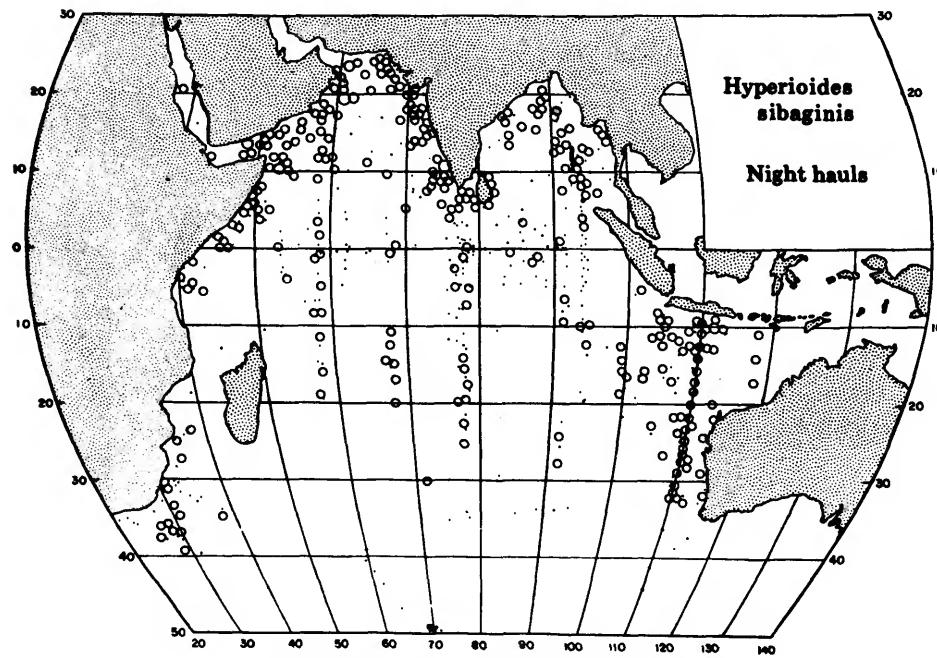


FIGURE 35.—*Hyperioides sibaginis*, percent occurrence for each 10° square.

FIGURE 36.—*Hyperioides sibaginis*, day stations.FIGURE 37.—*Hyperioides sibaginis*, night stations.

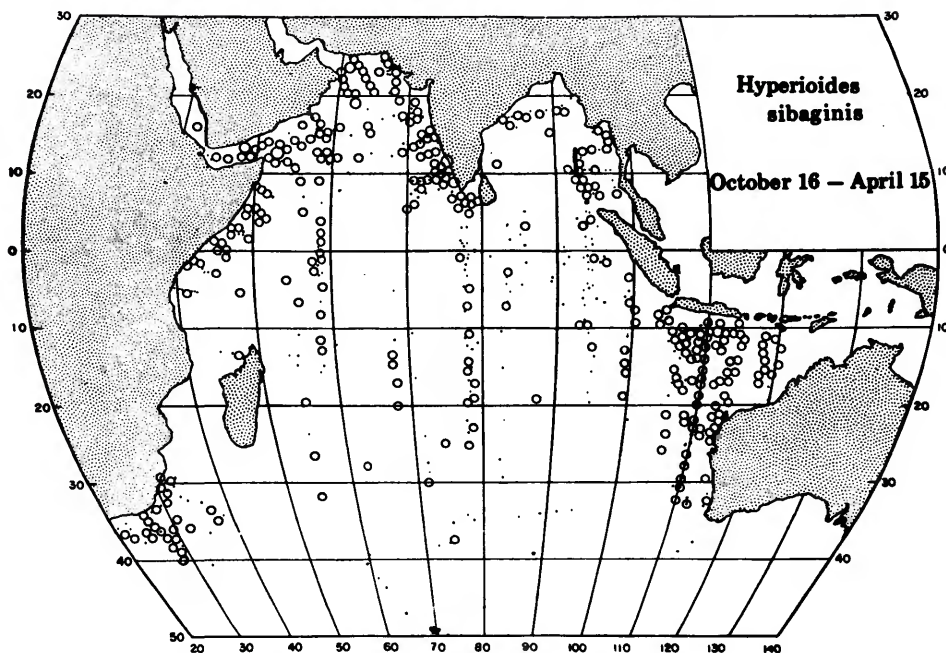


FIGURE 38.—*Hyperiodes sibaginis*, NE monsoon.

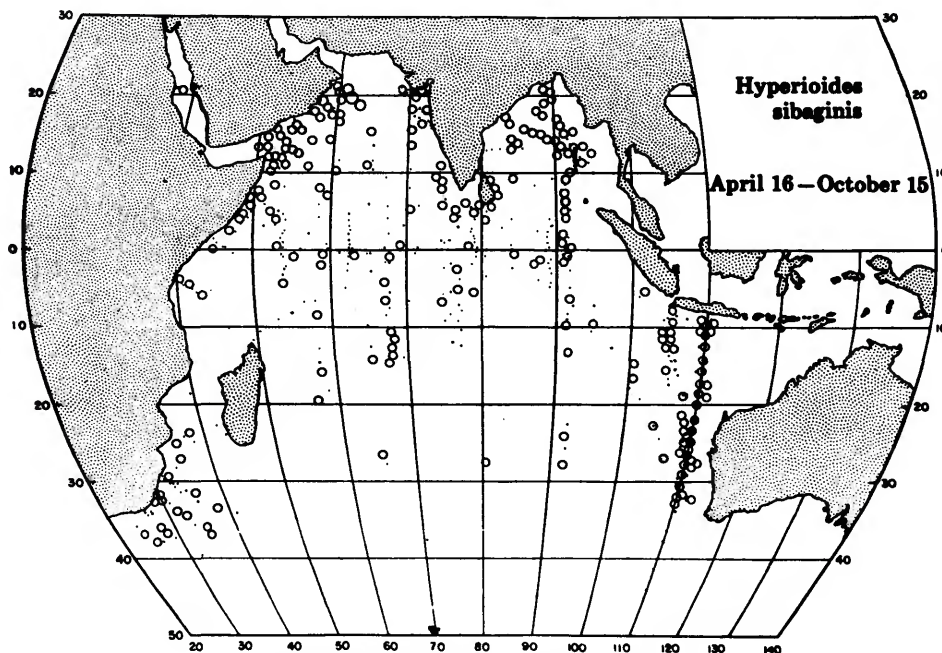


FIGURE 39.—*Hyperiodes sibaginis*, SW monsoon.

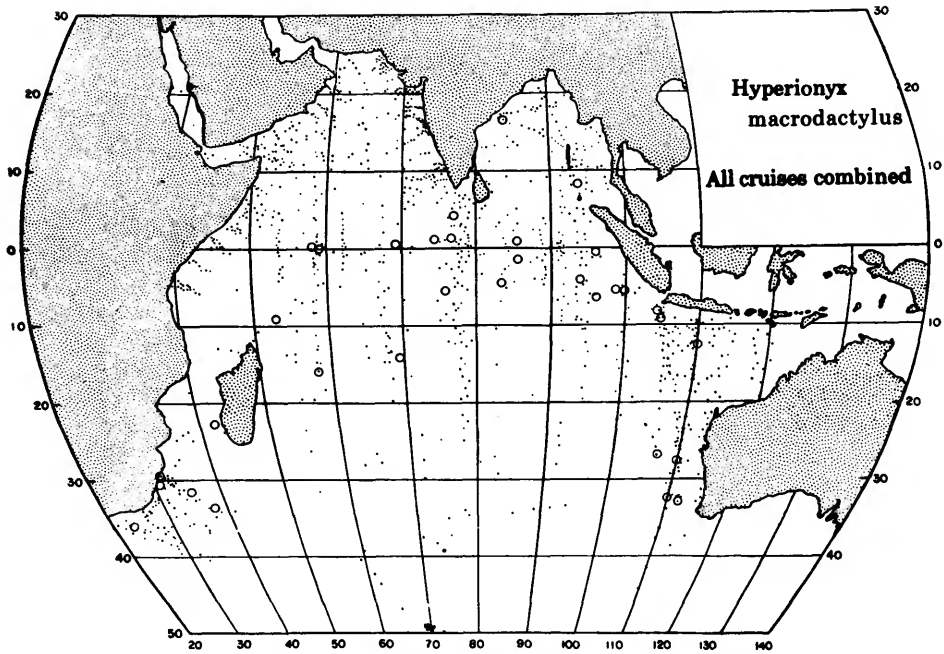


FIGURE 40.—*Hyperionyx macrodactylus*, all IIOE samples.

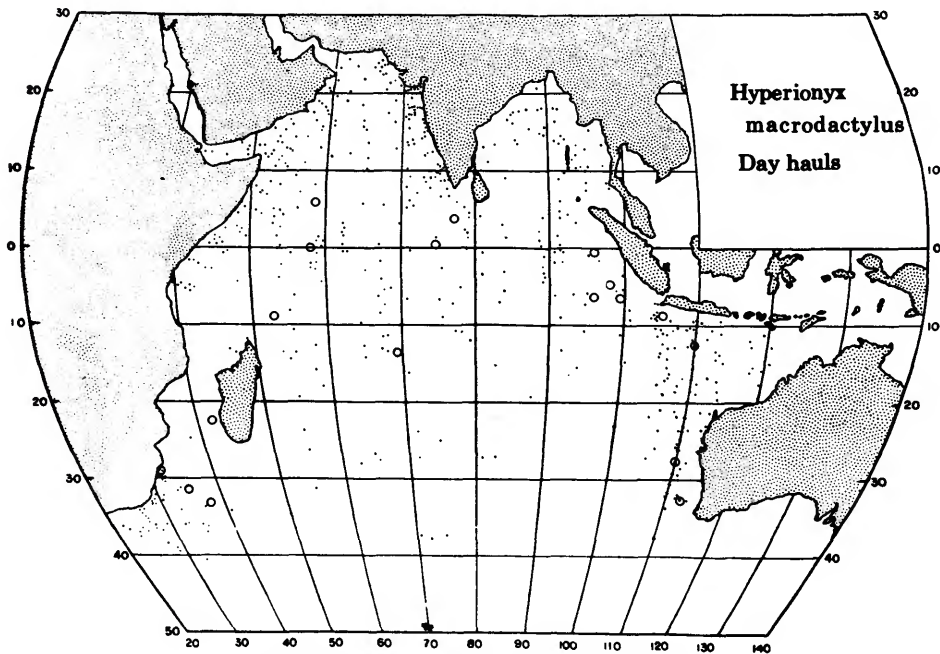


FIGURE 41.—*Hyperionyx macrodactylus*, day stations.

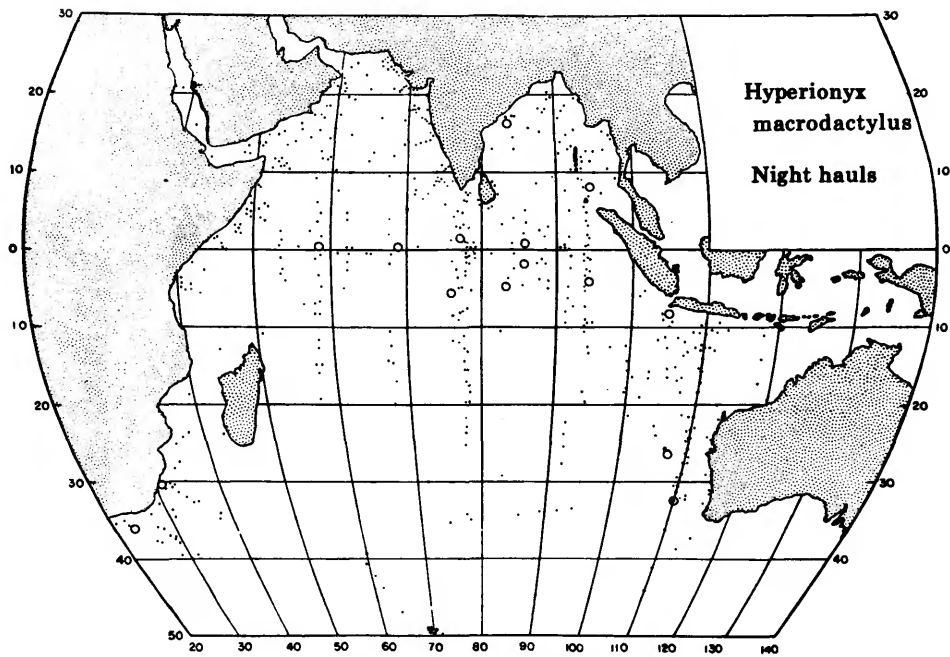


FIGURE 42.—*Hyperionyx macrodactylus*, night stations.

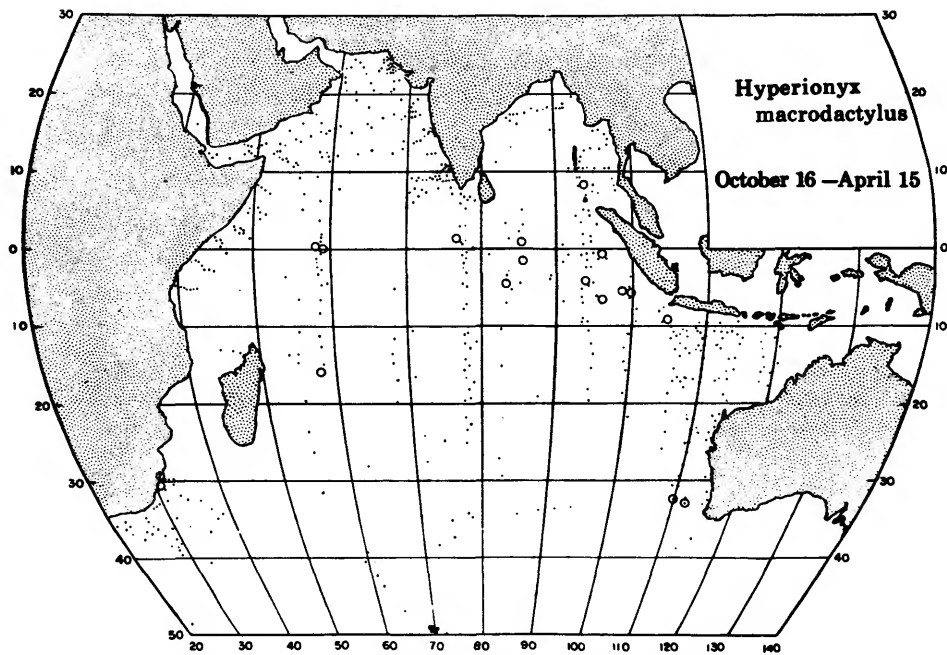


FIGURE 43.—*Hyperionyx macrodactylus*, NE monsoon.

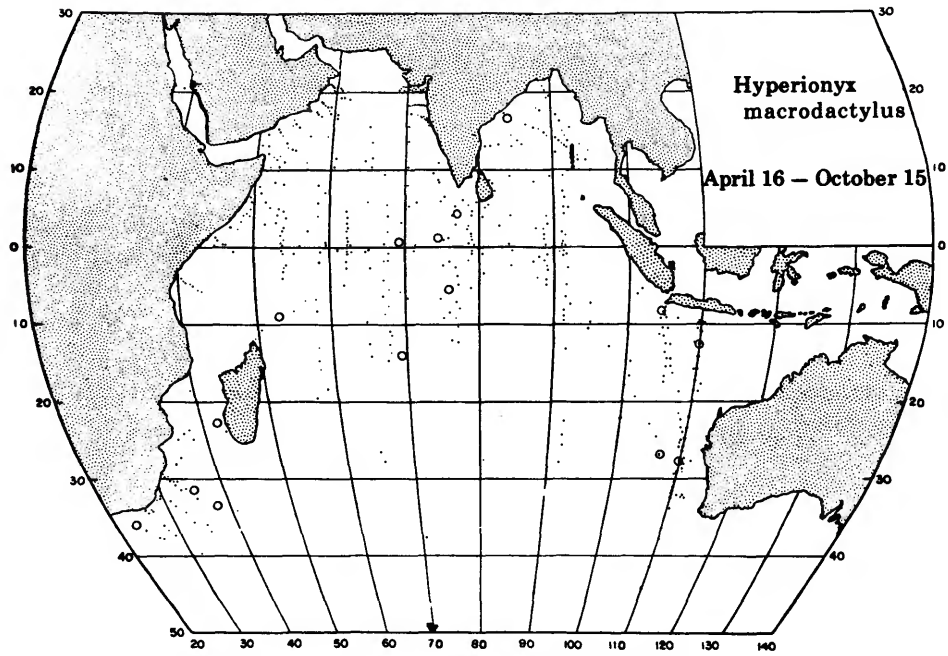


FIGURE 44.—*Hyperionyx macrodactylus*, SW monsoon.

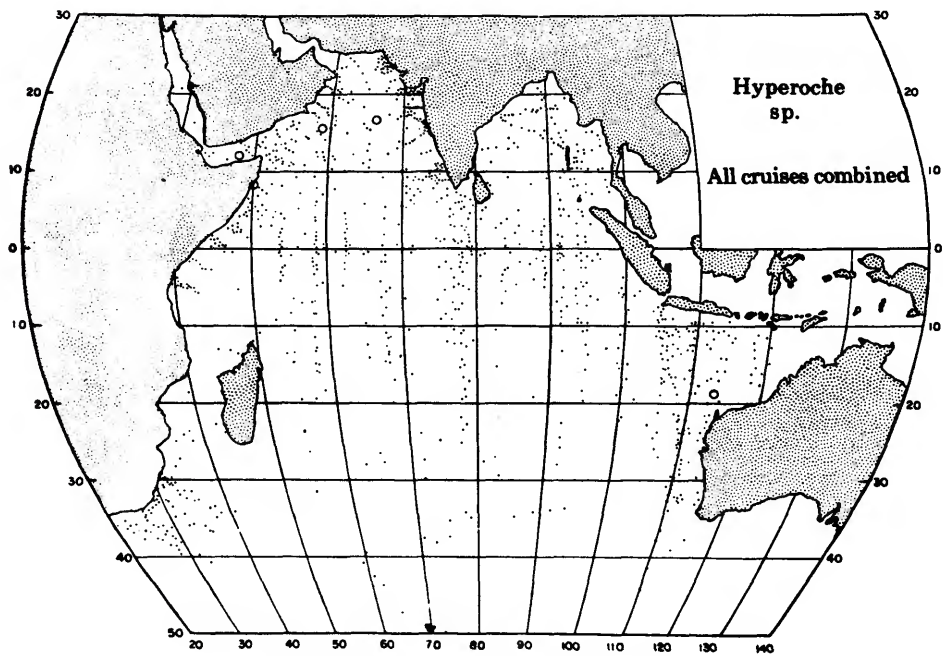


FIGURE 45.—*Hyperoche* sp., all IIOE samples.

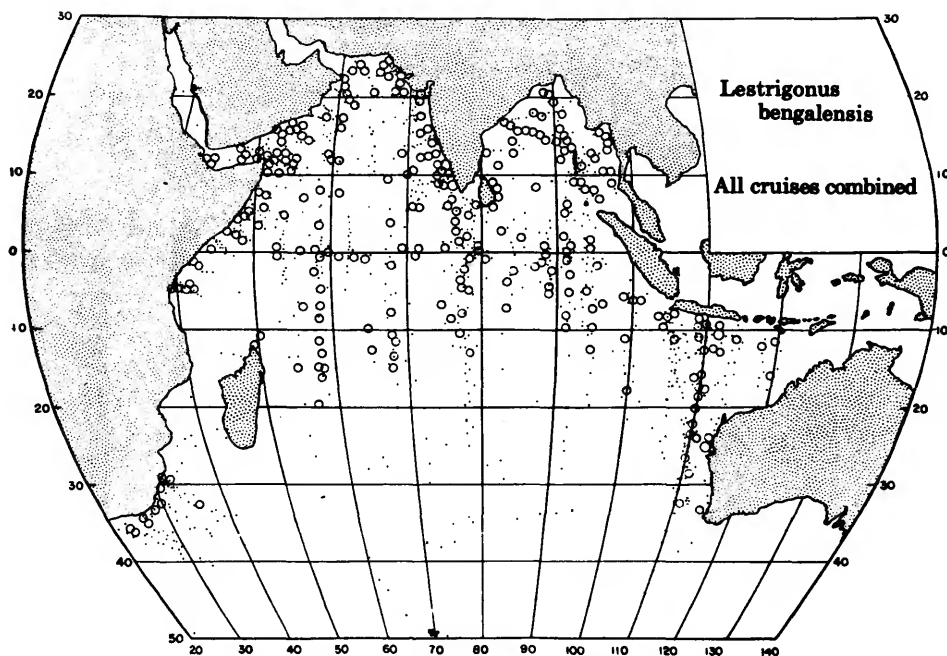


FIGURE 46.—*Lestrignus bengalensis*, all IIOE samples.

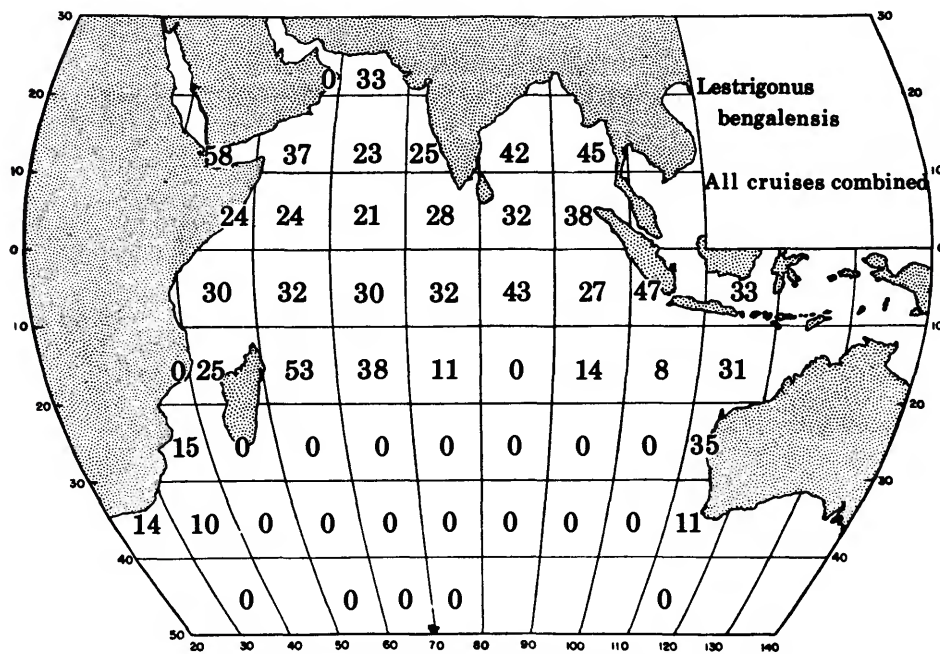
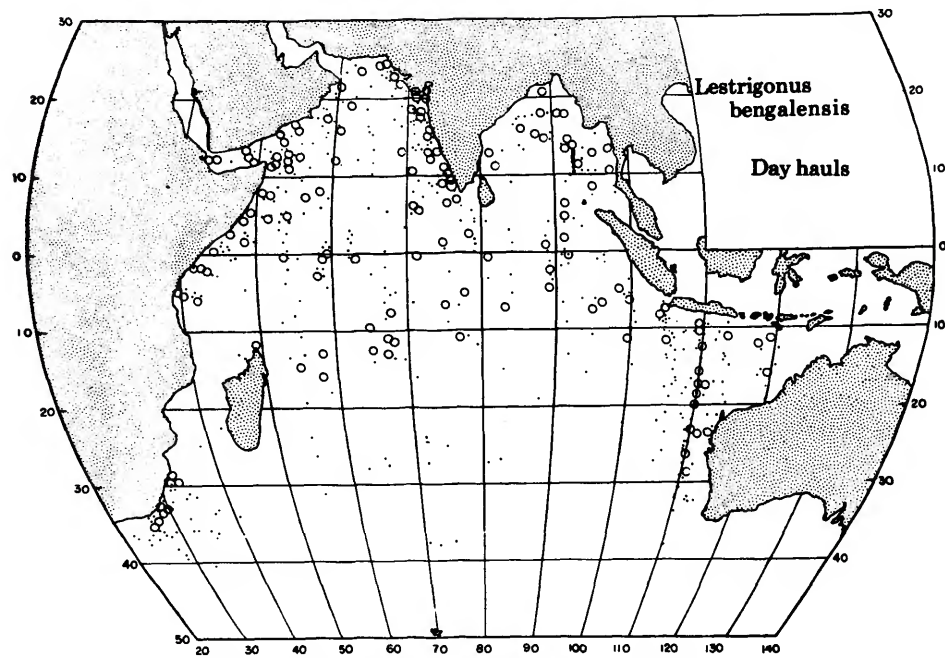
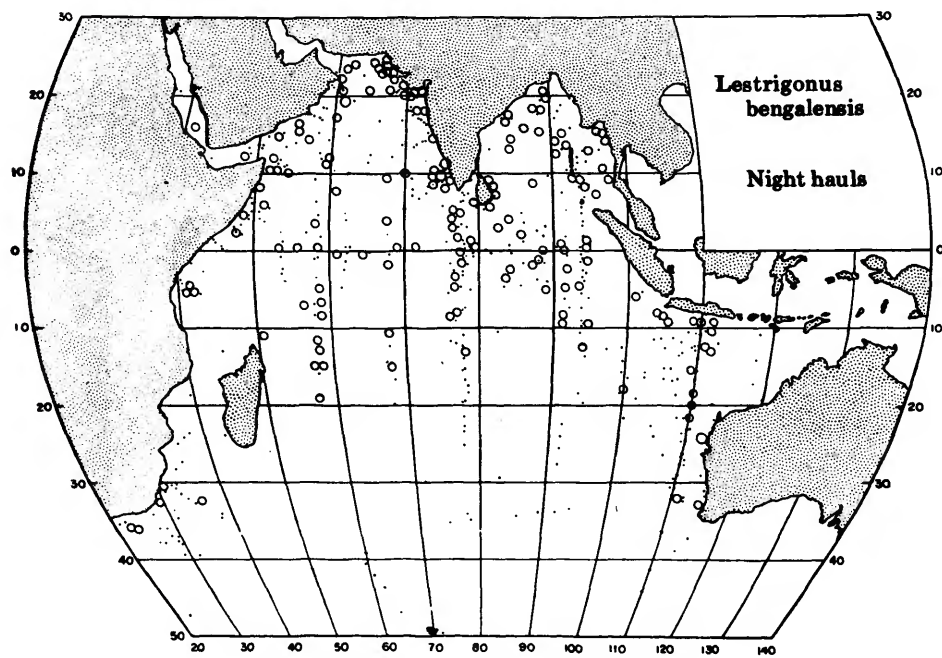


FIGURE 47.—*Lestrignus bengalensis*, percent occurrence for each 10° square.

FIGURE 48.—*Lestrigonus bengalensis*, day stations.FIGURE 49.—*Lestrigonus bengalensis*, night stations.

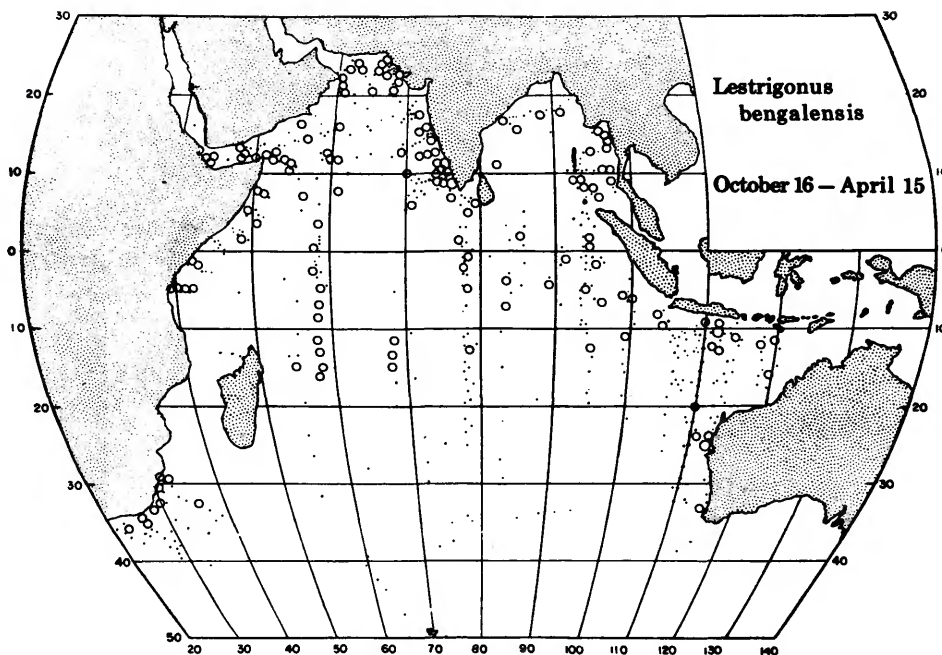


FIGURE 50.—*Lestrignonus bengalensis*, NE monsoon.

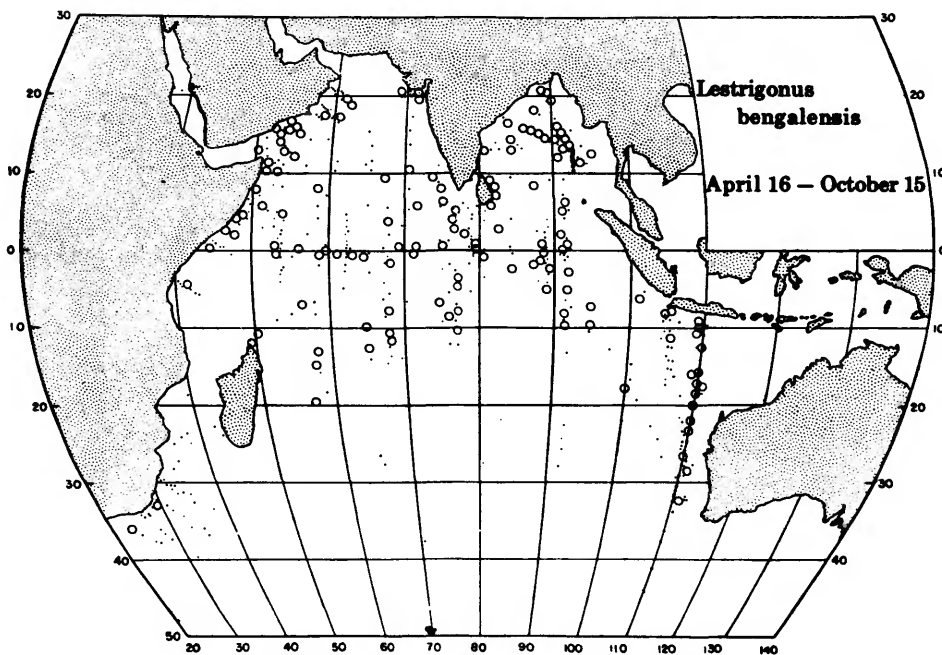
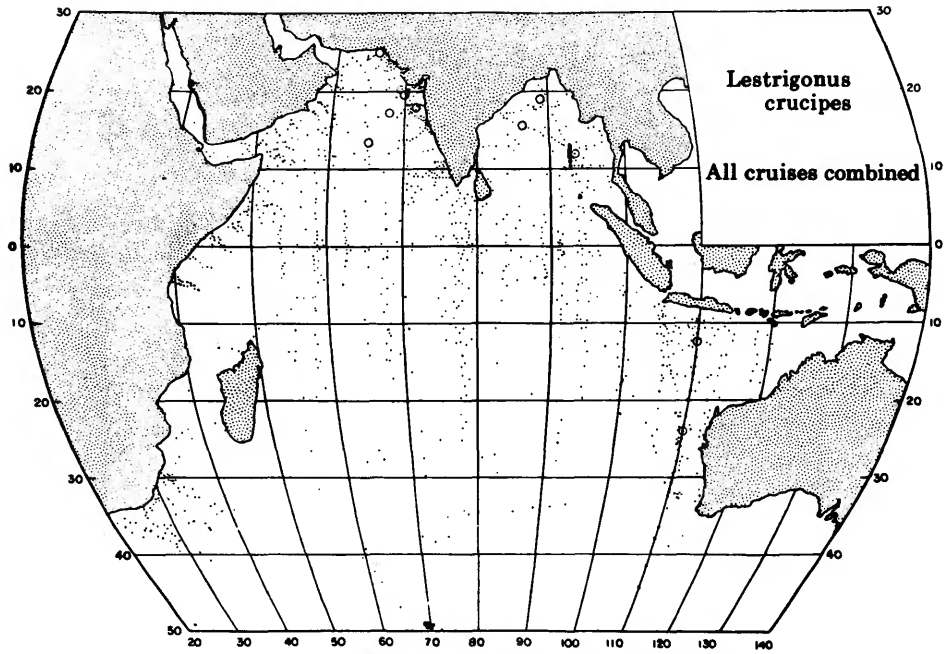
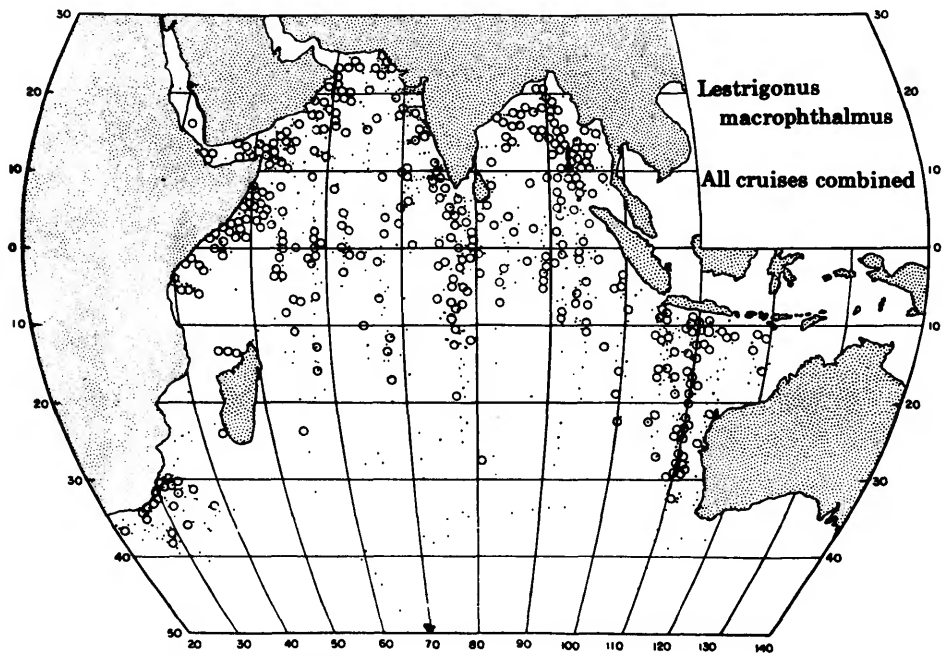


FIGURE 51.—*Lestrignonus bengalensis*, SW monsoon.

FIGURE 52.—*Lestrigonus crucipes*, all IIOE samples.FIGURE 53.—*Lestrigonus macrophthalmus*, all IIOE samples.

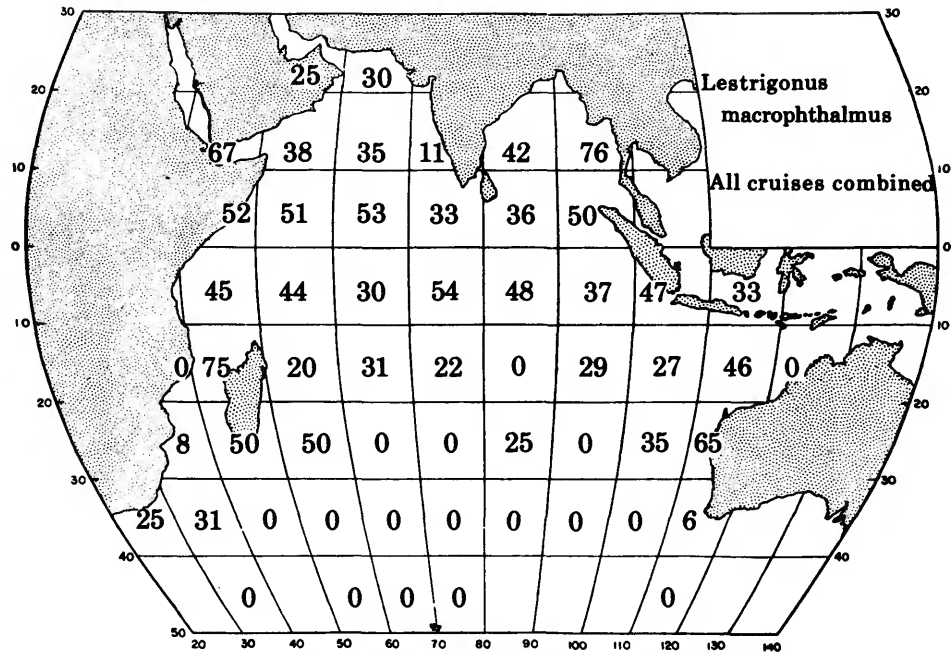


FIGURE 54.—*Lestrignus macrophthalmus*, percent occurrence for each 10° square.

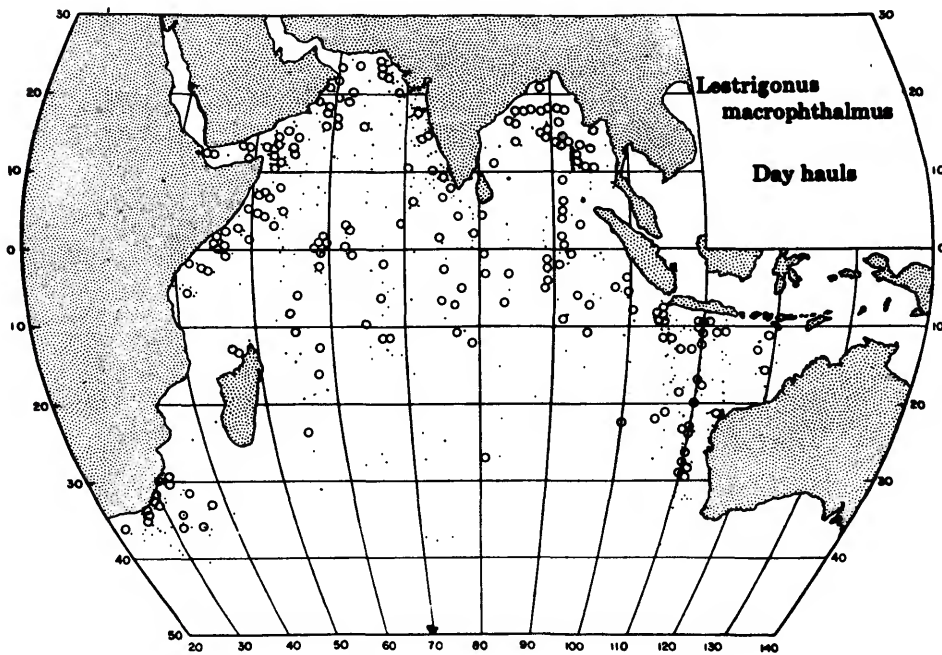


FIGURE 55.—*Lestrignus macrophthalmus*, day stations.

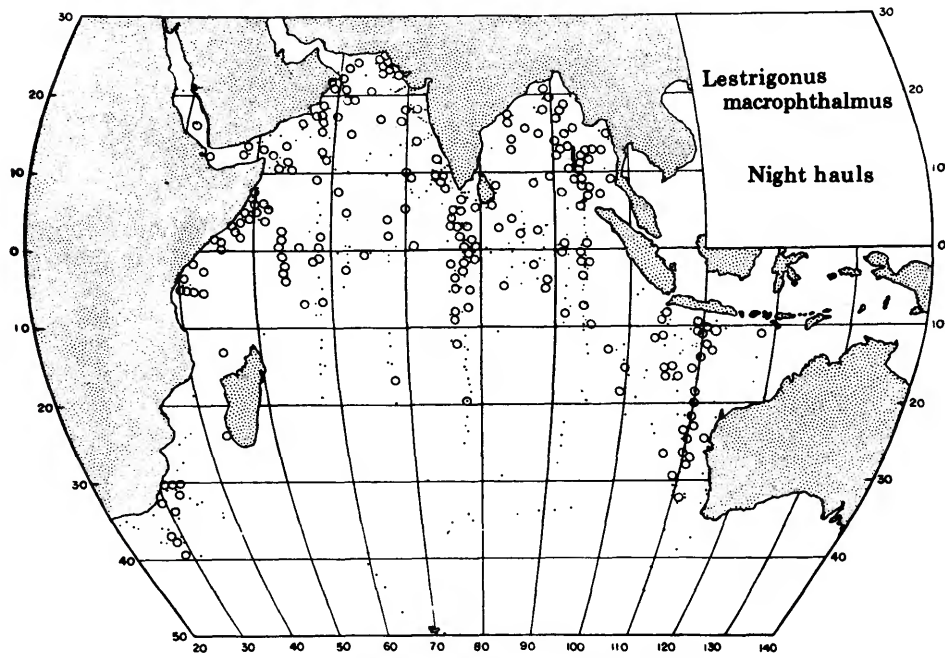


FIGURE 56.—*Lestrigonus macrophthalmus*, night stations.

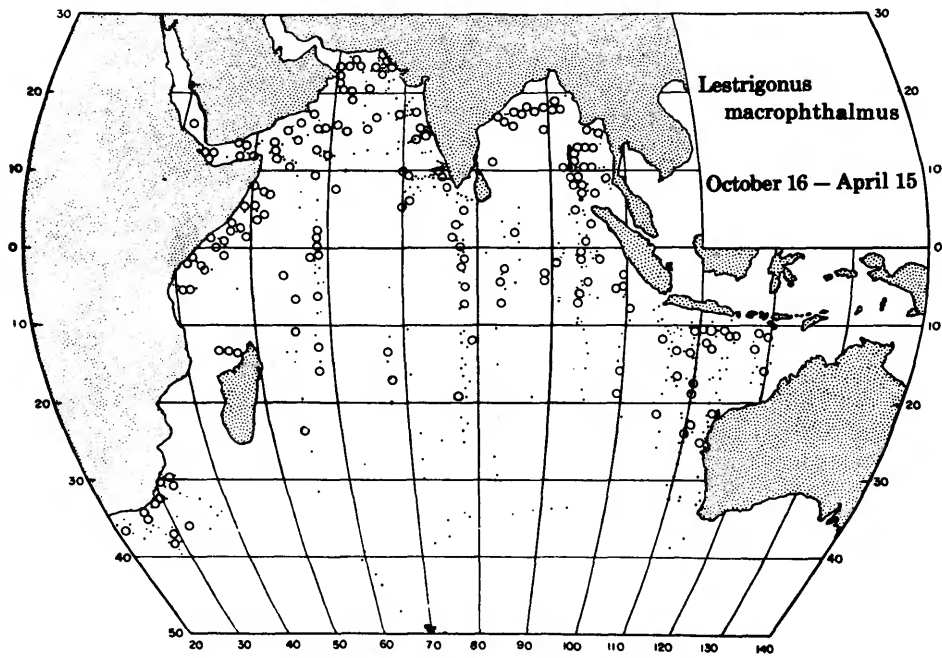


FIGURE 57.—*Lestrigonus macrophthalmus*, NE monsoon.

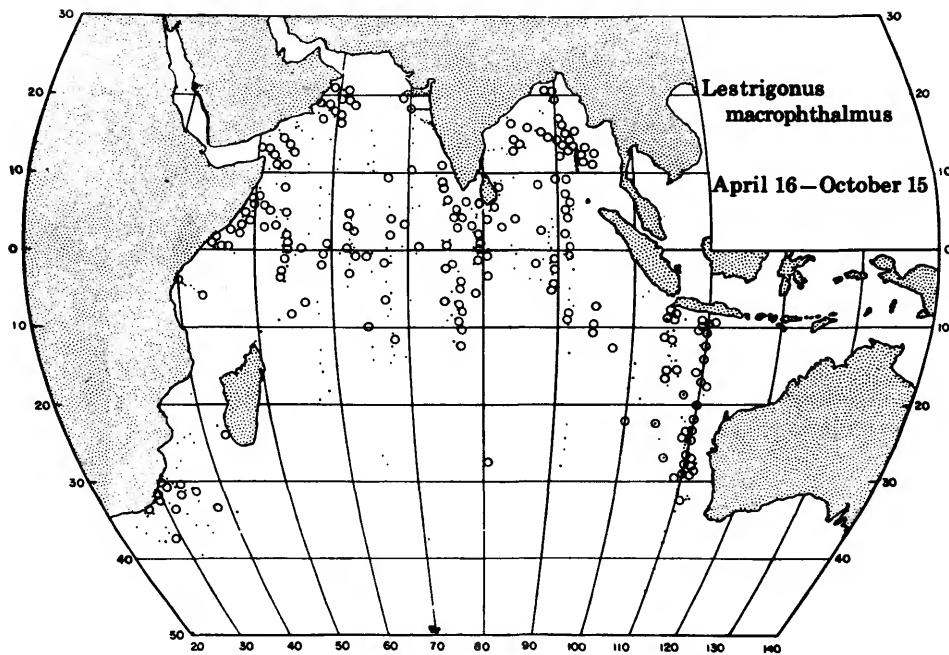


FIGURE 58.—*Lestrignonus macrophthalmus*, SW monsoon.

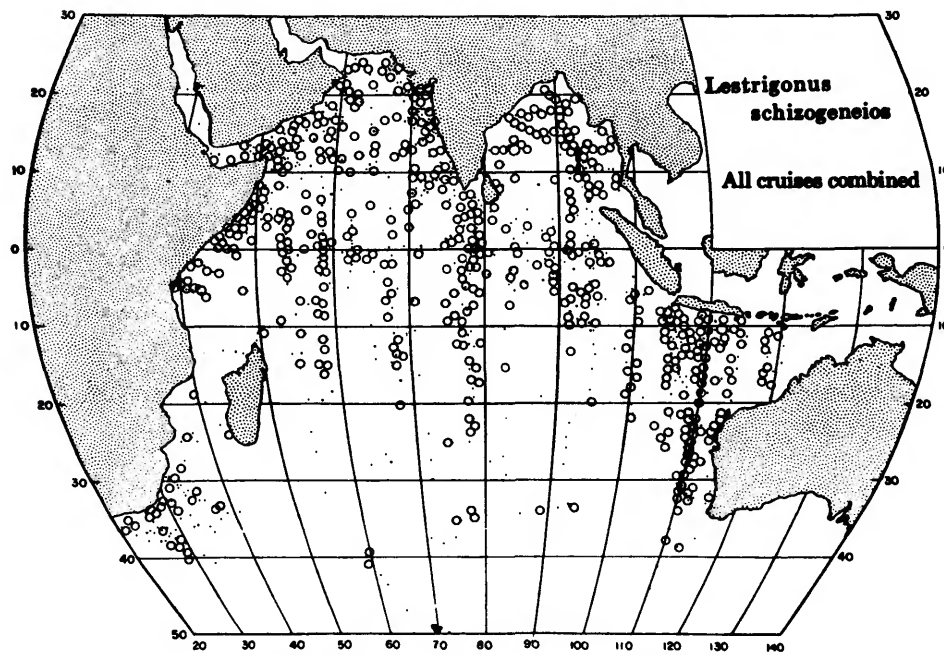


FIGURE 59.—*Lestrignonus schizogeneios*, all IOE samples.

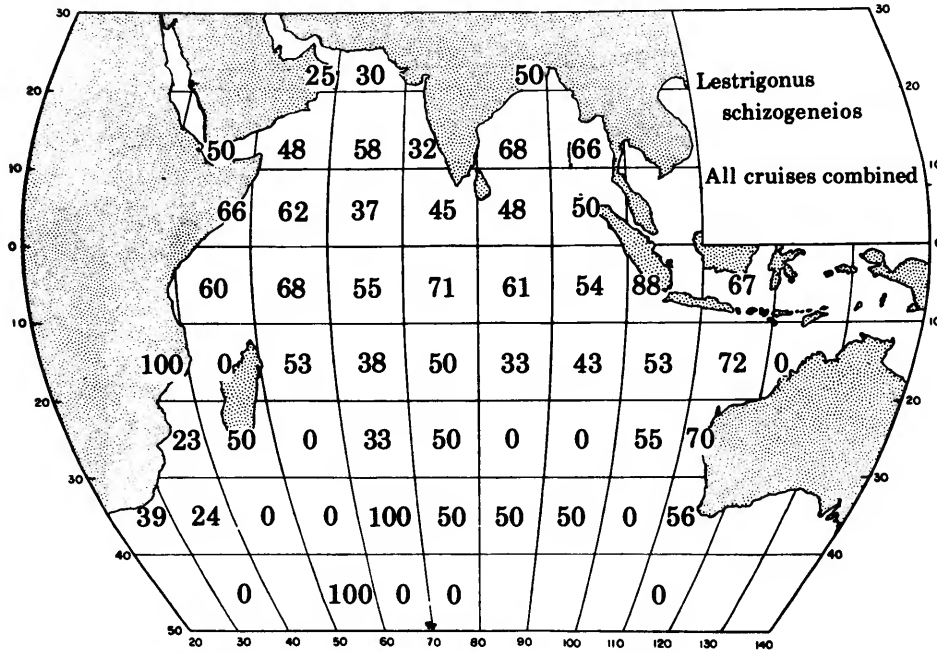


FIGURE 60.—*Lestrigonus schizogeneios*, percent occurrence for each 10° square.

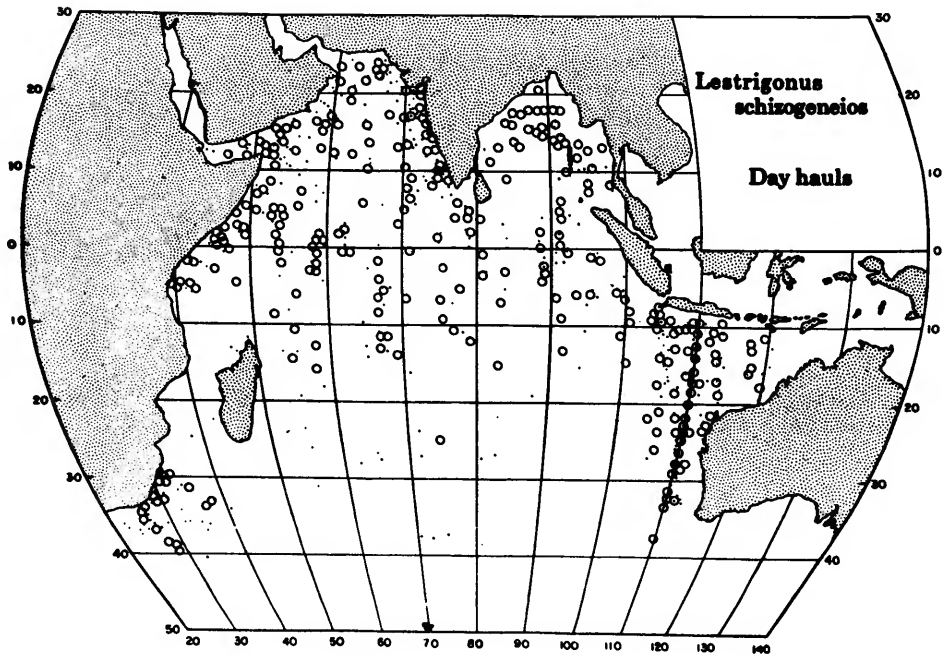


FIGURE 61.—*Lestrigonus schizogeneios*, day stations.

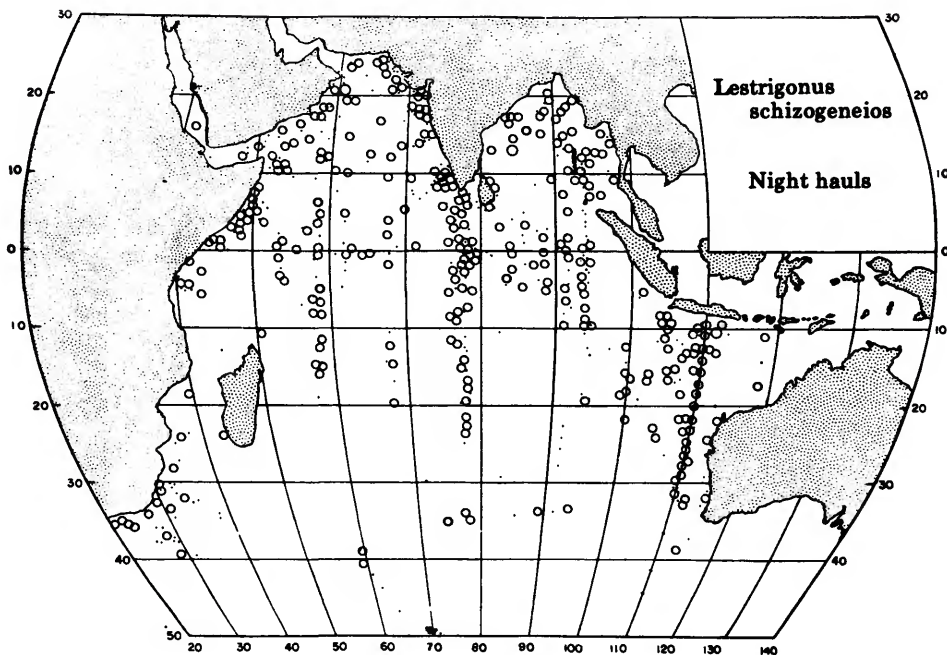


FIGURE 62.—*Lestrigonus schizogeneios*, night stations.

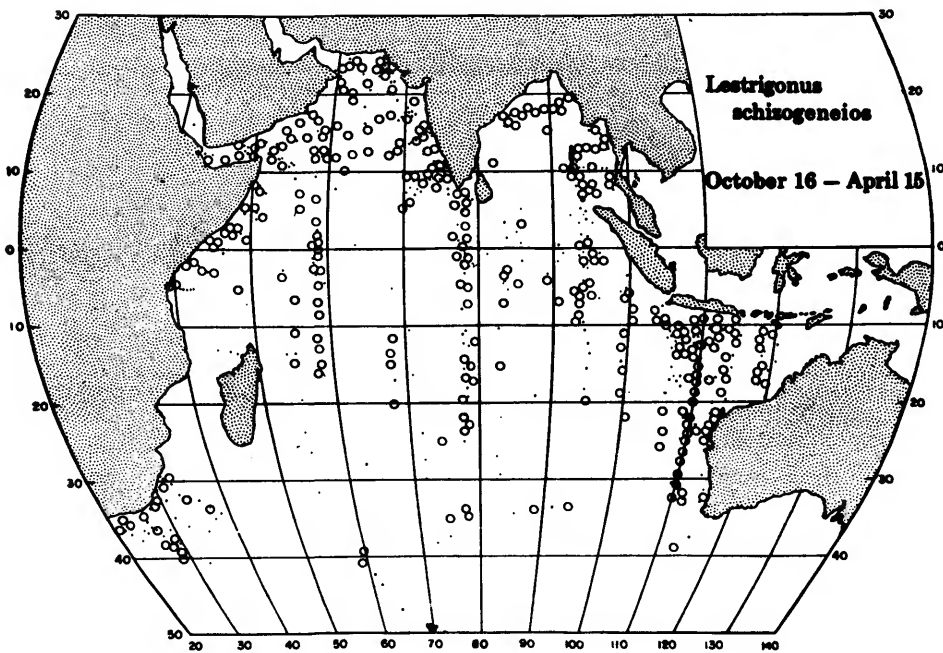
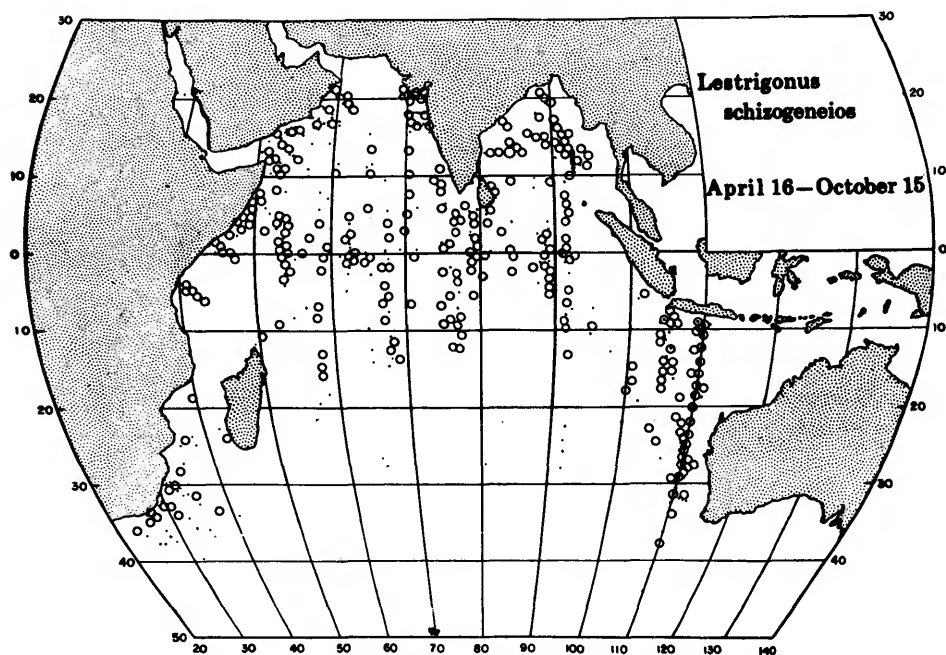
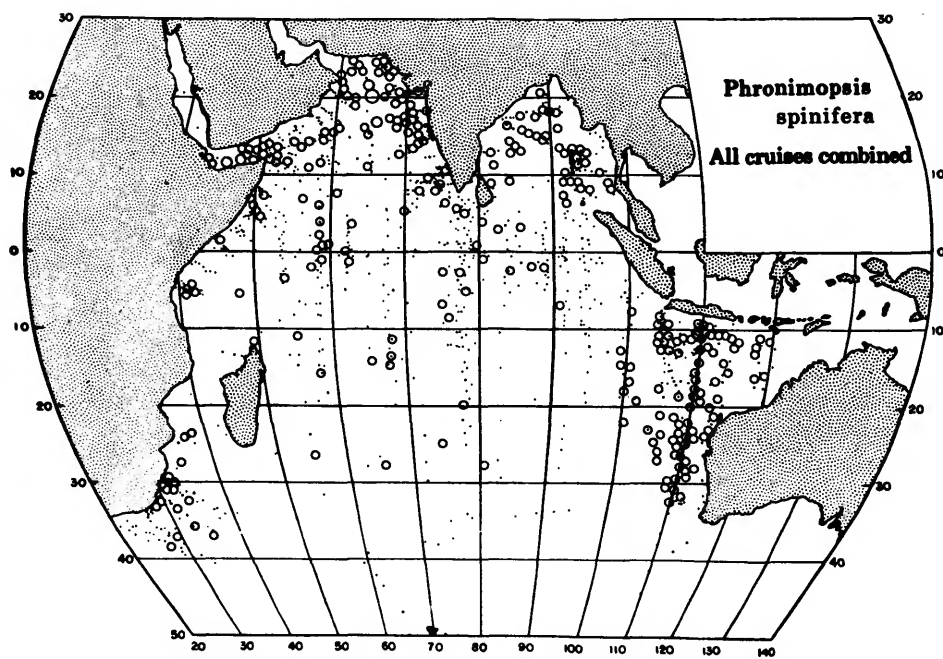


FIGURE 63.—*Lestrigonus schizogeneios*, NE monsoon.

FIGURE 64.—*Lestrignus schizogeneios*, SW monsoon.FIGURE 65.—*Phronimopsis spinifera*, all IIOE samples.

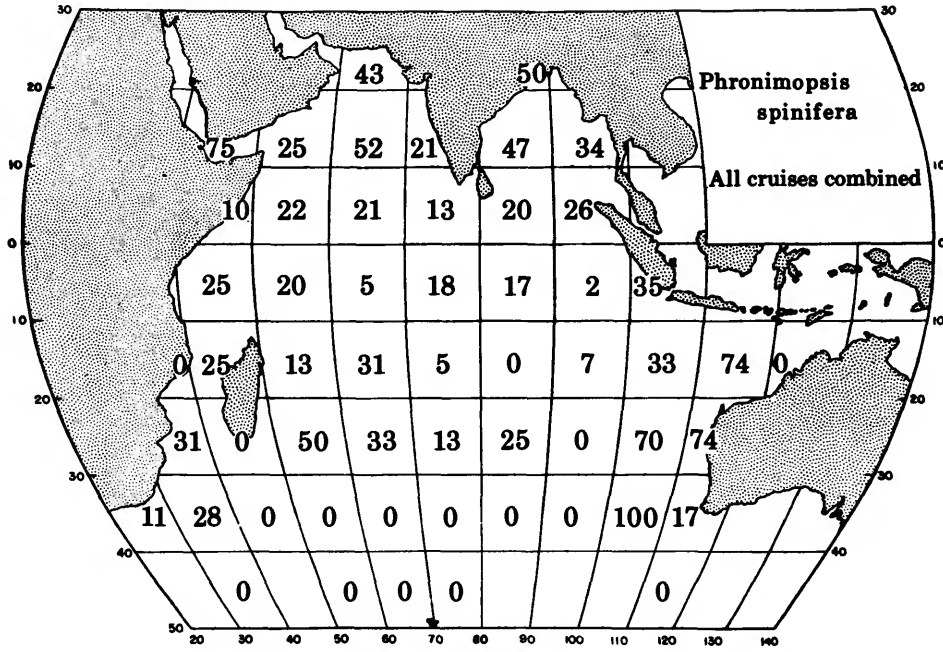


FIGURE 66.—*Phronimopsis spinifer*, percent occurrence for each 10° square.

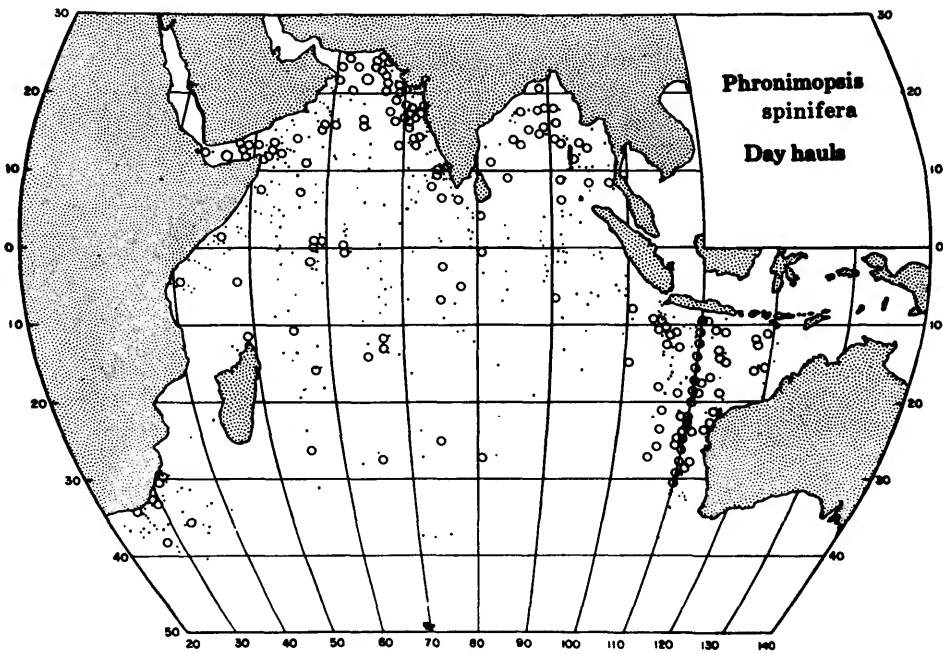
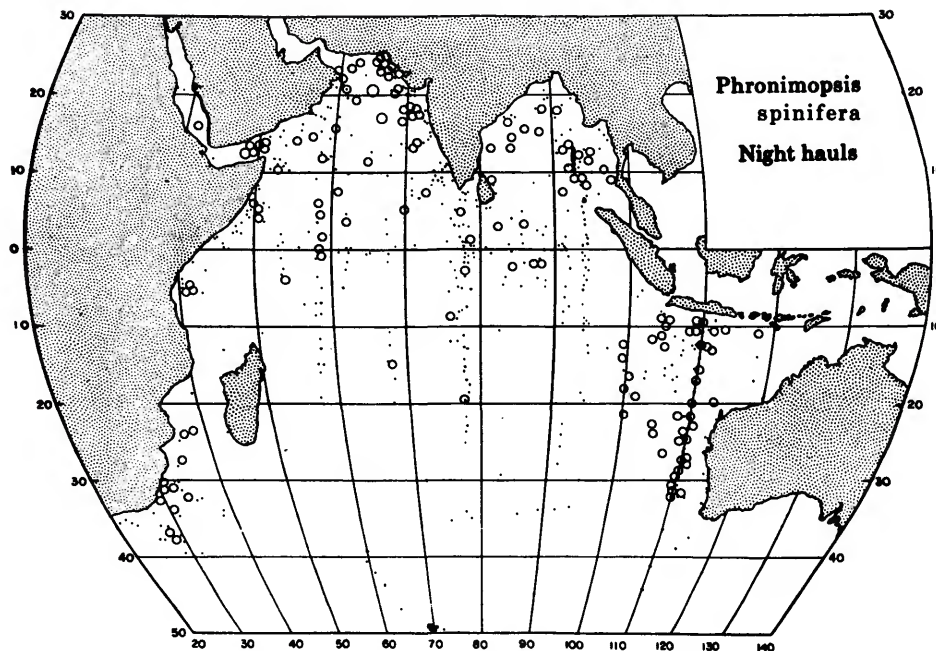
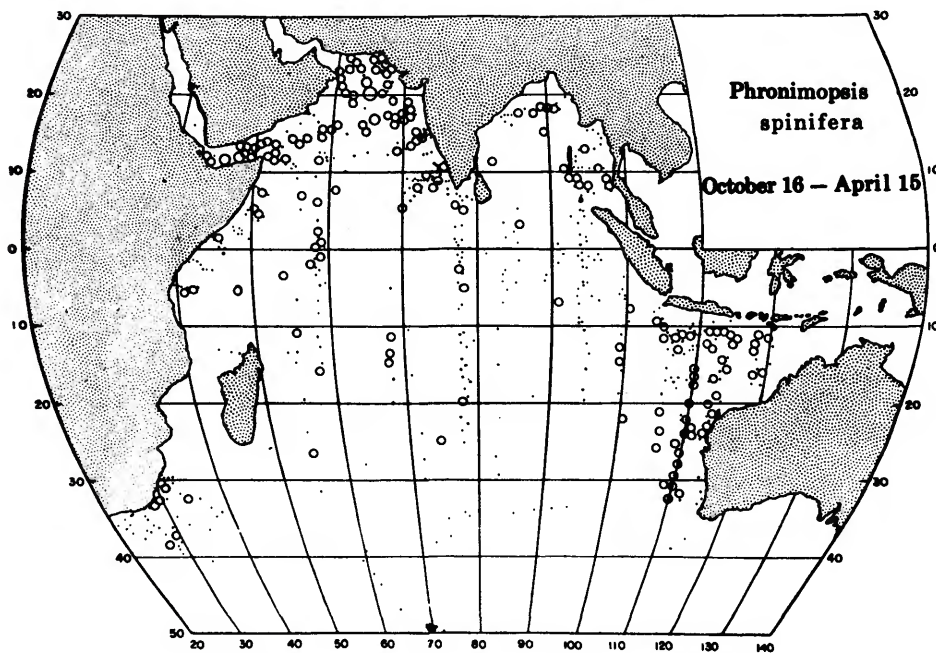


FIGURE 67.—*Phronimopsis spinifer*, day stations.

FIGURE 68.—*Phronimopsis spinifer*, night stations.FIGURE 69.—*Phronimopsis spinifer*, NE monsoon.

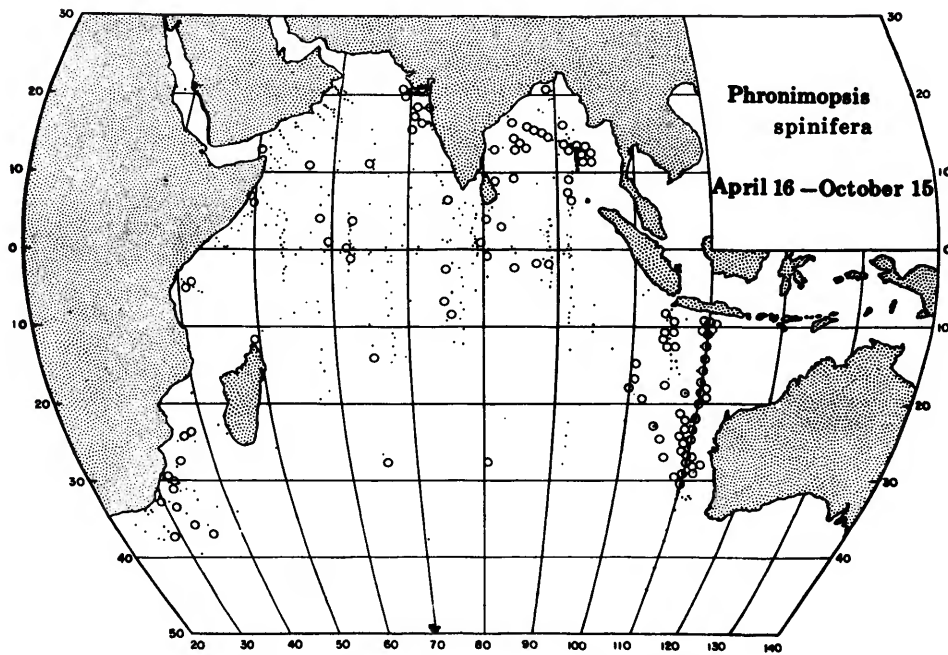


FIGURE 70.—*Phronimopsis spinifer*, SW monsoon.

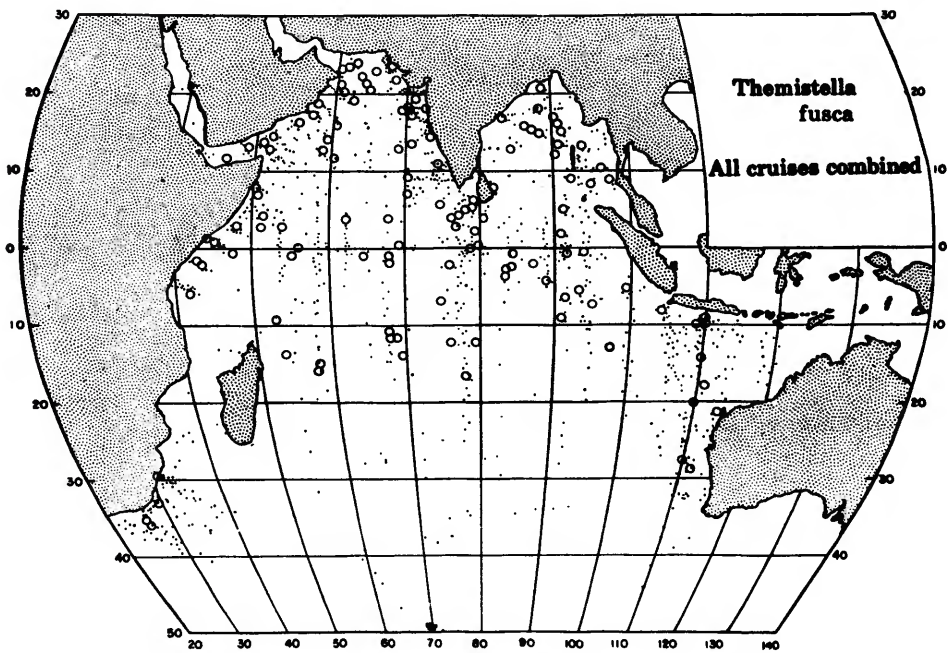


FIGURE 71.—*Themistella fusca*, all IIOE samples.

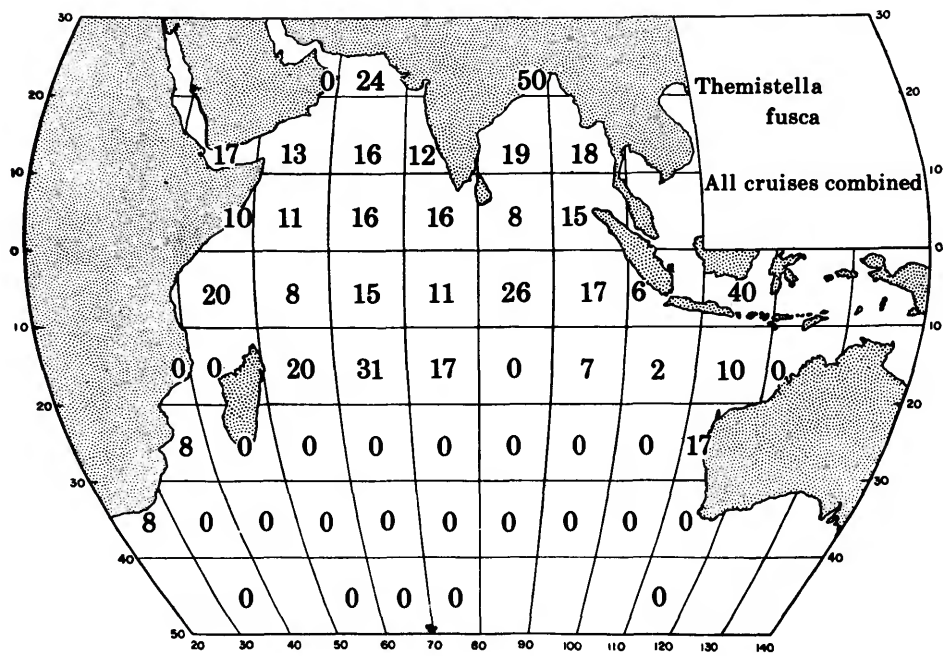


FIGURE 72.—*Themistella fusca*, percent occurrence for each 10° square.

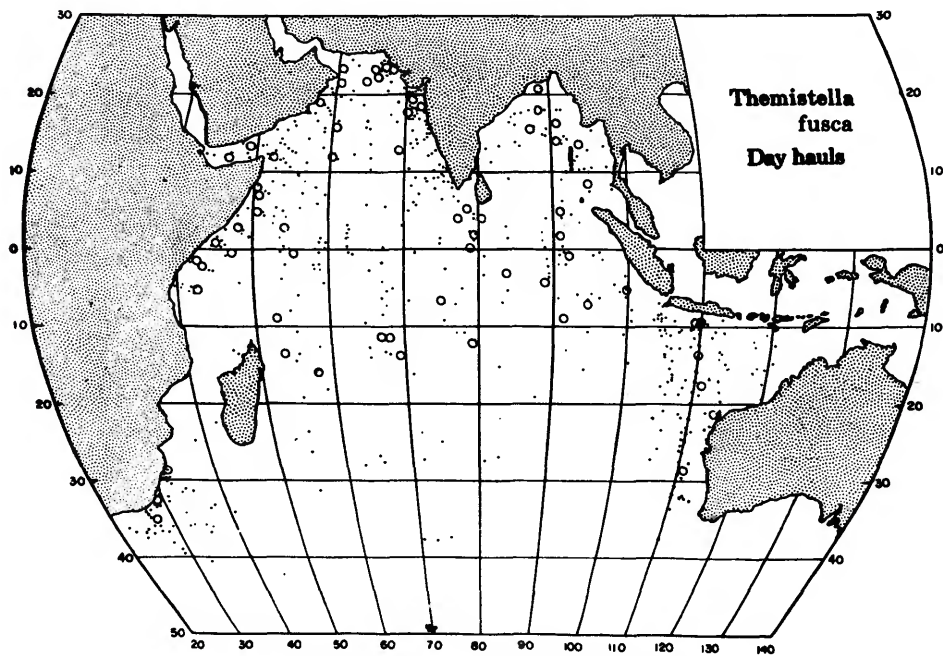


FIGURE 73.—*Themistella fusca*, day stations.

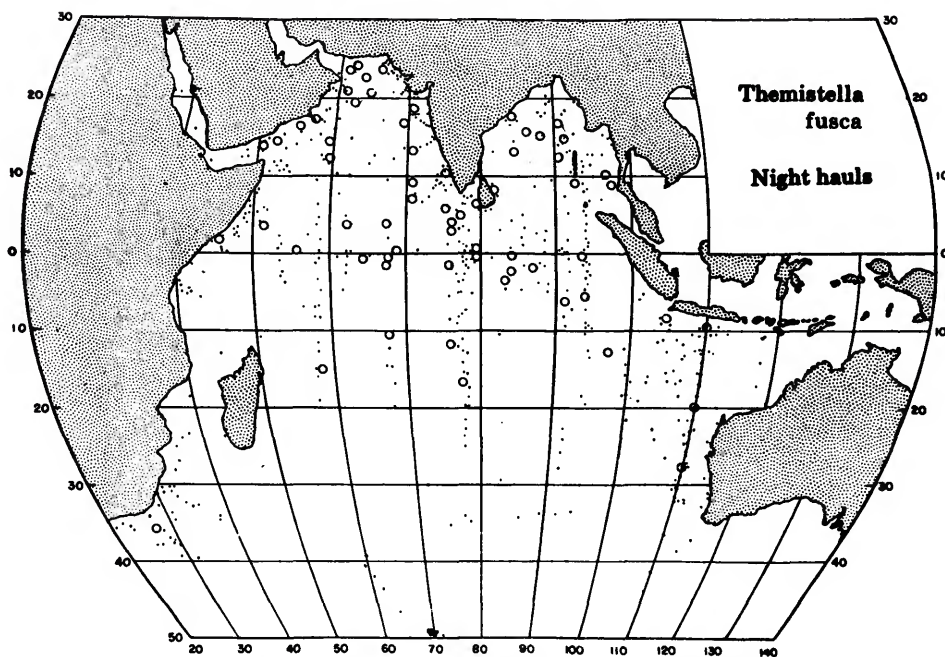


FIGURE 74.—*Themistella fusca*, night stations.

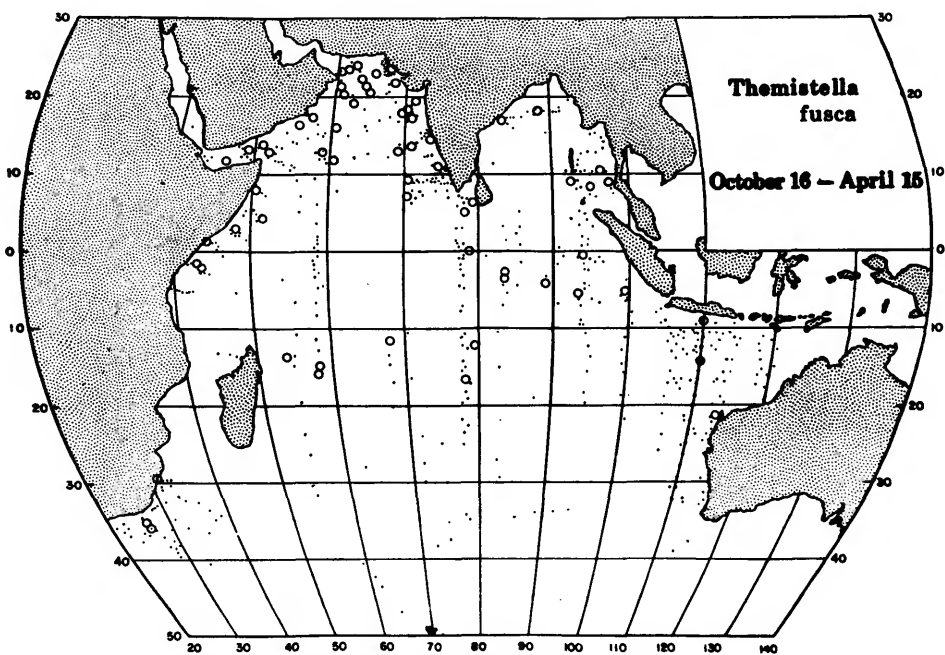


FIGURE 75.—*Themistella fusca*, NE monsoon.

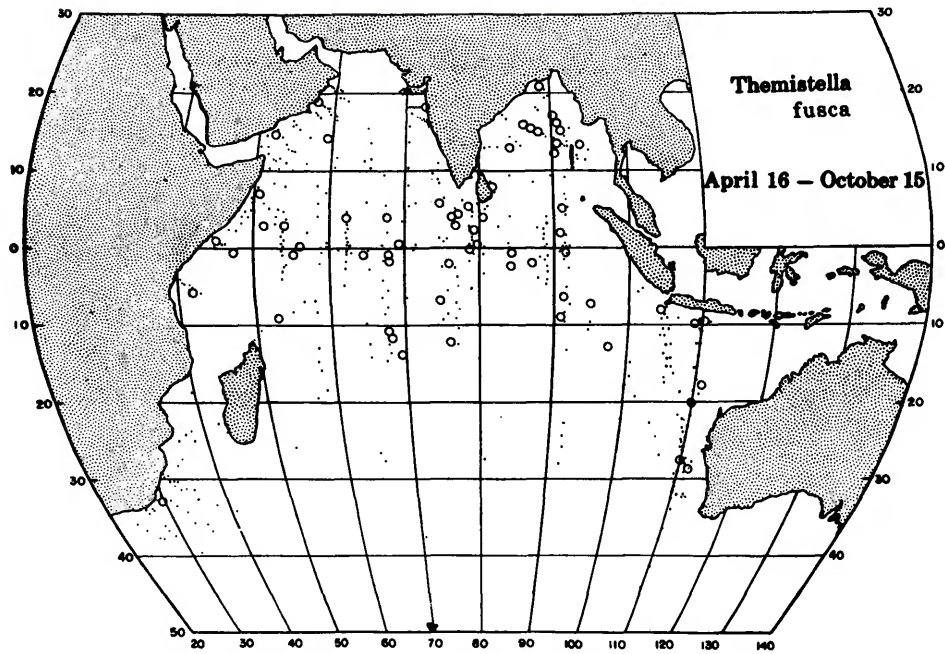


FIGURE 76.—*Themistella fusca*, SW monsoon.

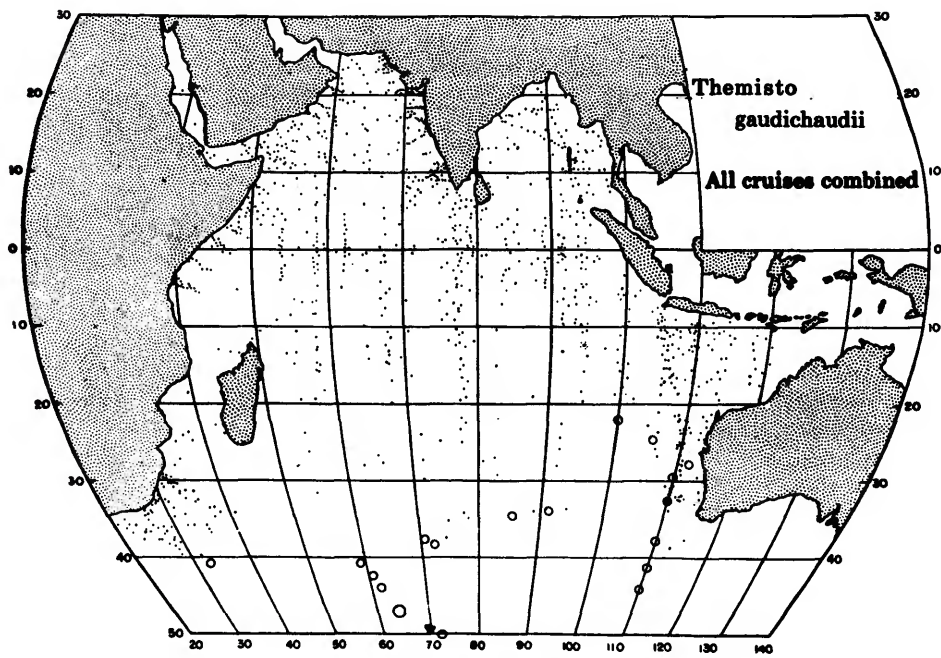


FIGURE 77.—*Themisto gaudichaudii*, all IIOE samples.

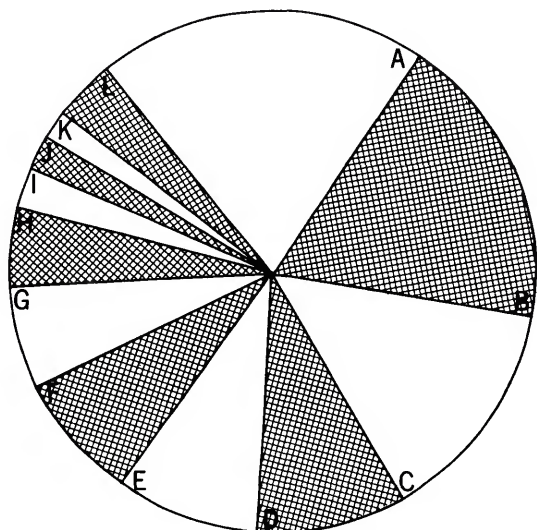


FIGURE 78.—Relative abundance of species of Hyperiididae, percent total specimens, all IIOE samples combined. A, *Hyperioides sibaginis*, 22.3%; B, *Lestrignonus schizogeneios*, 18.7%; C, *Phronimopsis spinifer*, 13.3%; D, *Lestrignonus macrophthalmus*, 9.4%; E, *Hyperietta vosseleri*, 9.2%; F, *Lestrignonus bengalensis*, 7.9%; G, *Hyperietta stephenseni*, 7.0%; H, *Hyperioides longipes*, 4.7%; I, *Themistella fusca*, 2.0%; J, *Themisto gaudichaudii*, 1.8%; K, *Hyperietta luzoni*, 1.7%; L, other species (*Hyperietta stebbingi*, *Hyperionyx macrodactylus*, *Lestrignonus bengalensis*, *Lestrignonus crucipes*, *Hyperoche* species), 2.0%.

specimens. Less abundant but still widespread were the species *Hyperietta vosseleri*, *H. stephenseni*, *Lestrignonus macrophthalmus*, *L. bengalensis*, *Phronimopsis spinifer*, and *Hyperioides longipes*. The remaining species were few in number, but also widely distributed. In general, as would be expected, the more abundant species occurred at more stations and appeared to be more widely distributed. Less abundant species were more likely to be absent from parts of the Indian Ocean. The fact that *Hyperietta luzoni* and *Hyperionyx macrodactylus* were not collected from the Arabian Sea does not prove that they do not occur there.

The number of specimens per sample varied greatly, from 1 to 350 ($\sim 1.75/m^3$). Bar graphs of 7 size-classes of specimens per sample, given for 4 cruises (Figure 80), show a predominance of small samples, with the 1–10 class the largest.

None of the samples contained all 15 species of Hyperiididae, and it was unusual to find as many

as 10 species. Figure 81 shows the number of species per sample for 6 cruises, excluding samples lacking Hyperiididae. Most samples contained 1–7 species.

Species groups were not detected. Co-occurrence of species (except *Hyperoche* species, was calculated according to the affinity index of Fager and McGowan (1963), and from the affinity indices a dendrogram (Figure 82) was constructed using Mountford's (1962) method. The dendrogram shows only that the more abundant a species, the greater the probability that it will occur with other species. As Laval (1980) observed, statistically derived associations between species of hyperiids are biologically meaningless because hyperiids are associated with their gelatinous hosts and not with other hyperiids. Associations between hyperiid species would be found only if they shared the same host. The known hosts of hyperiids are summarized by Laval (1980) except for the genus *Hyperia*, for which they are listed by Thurston (1977). A good beginning has been made in identifying hosts, mostly in the Atlantic Ocean, but most of the hosts and the degree of host specificity remain unknown. Of the Indian Ocean Hyperiididae, species of *Lestrignonus* are asso-

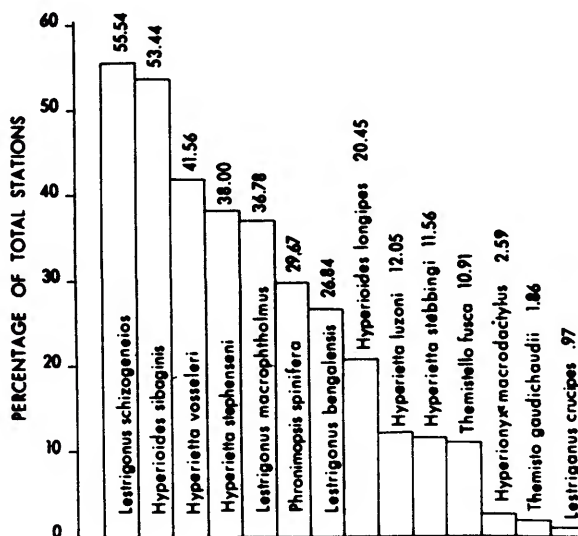


FIGURE 79.—Frequency of occurrence of species of Hyperiididae (percent of total IIOE stations at which each species occurred).

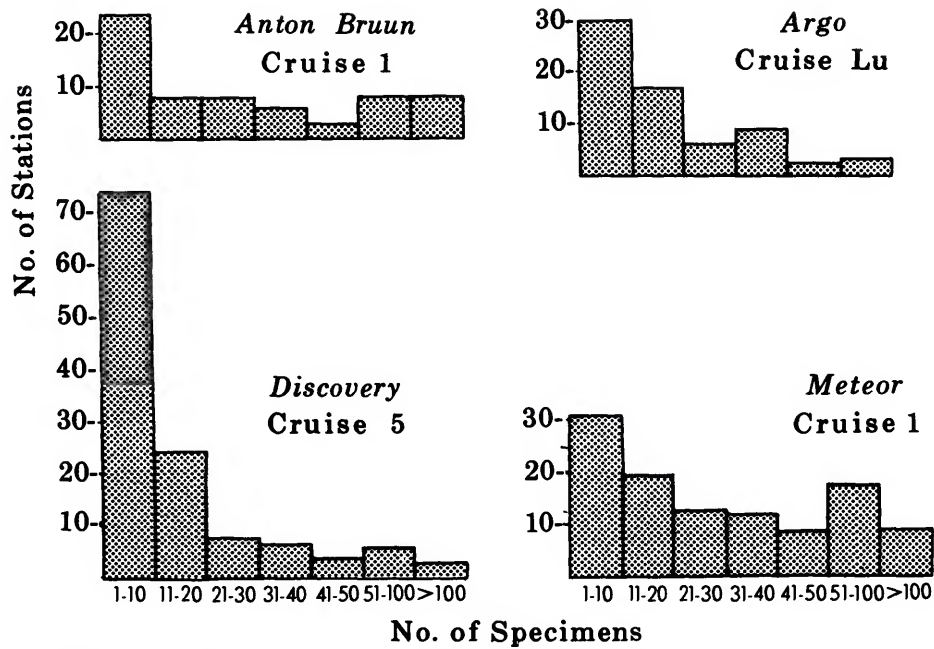


FIGURE 80.—Distribution of number of specimens of Hyperiidæ per station ($\sim 2 \times$ number of specimens per 100 m^3) for 4 IIOE cruises.

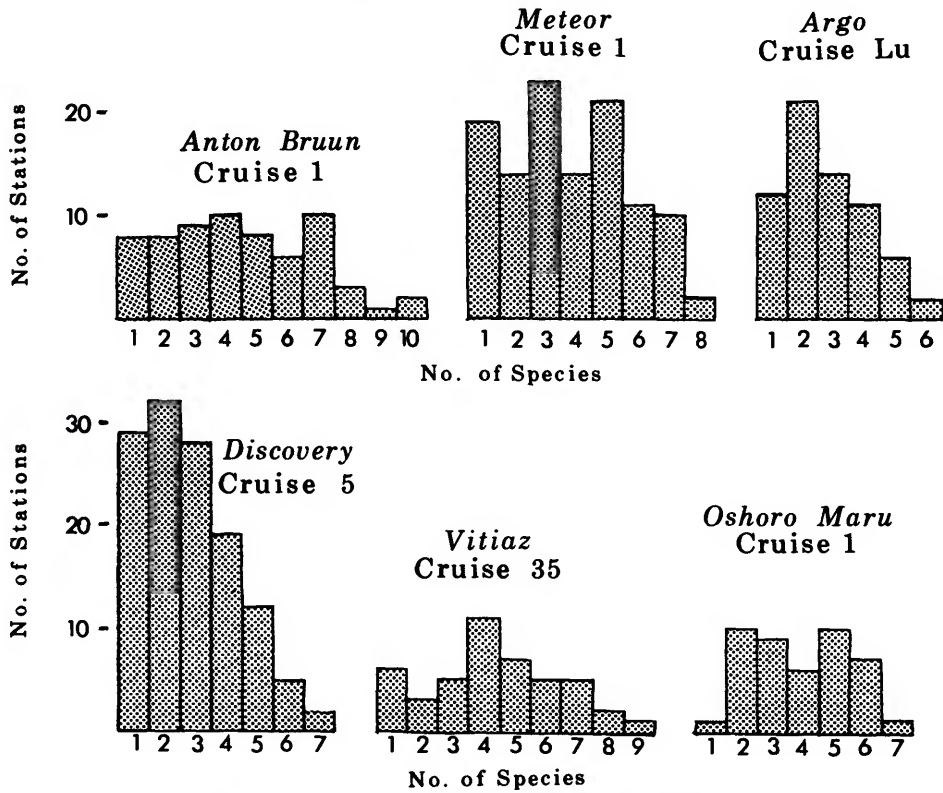


FIGURE 81.—Species diversity of Hyperiidæ for 6 IIOE cruises.

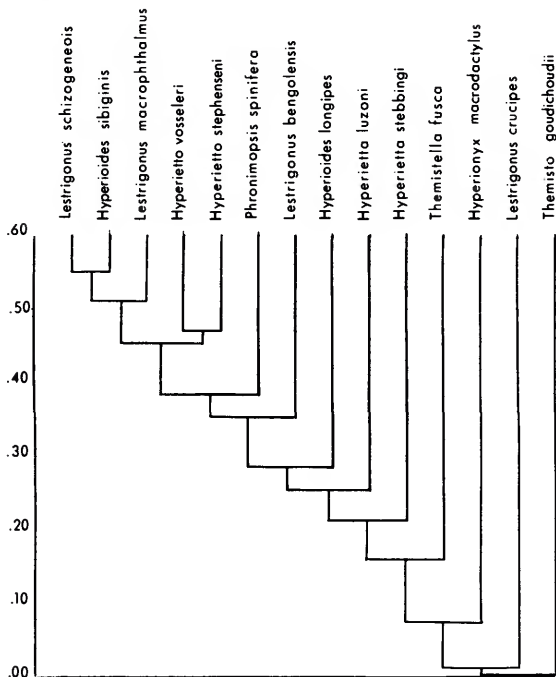


FIGURE 82.—Dendrograms from affinity indices for all IIOE samples.

ciated with medusae, species of *Hyperietta* with colonial radiolarians, and *Hyperioides longipes* with siphonophores. Juvenile *Themisto gaudichaudii* are associates of salps. The hosts of *Hyperionyx*, *Phronimopsis*, and *Themistella* are not yet known; neither has that of the widespread and abundant *Hyperioides sibaginis* been discovered. We suspect that the last will prove to be a siphonophore that is widespread and common in the Indian Ocean.

Comparison of Day and Night Samples

Figures 6, 12, 18, 24, 30, 36, 41, 48, 55, 61, 67, and 73 show the distributions of 12 of the species during the day. Distributions of these species during the night are shown in Figures 7, 13, 19, 25, 31, 37, 42, 49, 56, 62, 68, and 74. Stations are classified as day or night stations following IOBC (1969), which makes allowances for local variations in the onset of dawn and dusk. The samples of Hyperiidae came from 545 day stations and

550 night stations. Comparison of day and night distributions does not reveal obvious differences for any of the 12 species. Table 1 shows the percentage of day and night stations at which each of 11 species was collected. Seven of the 11 species occurred at a higher percentage of day stations, but the differences were slight and probably not significant. The IIOE standard samples do not provide evidence for diel vertical migrations in the Hyperiidae.

Effects of the Monsoon Seasons on Distributions

Circulation in the northern Indian Ocean is unusual in that the direction of flow is reversed twice a year, owing to seasonal changes in the prevailing winds or monsoons. From about November to March when the northeast monsoon prevails, the monsoon gyre flows counterclockwise, and from about April to October the southwest monsoon results in a clockwise-flowing monsoon gyre. A detailed discussion summarizing the pattern of circulation in the Indian Ocean is given by Wyrтки (1973). To examine the effect of the monsoon seasons, we have plotted distributions of 12 of the species of Hyperiidae from 16 April to 15 October (SW monsoon) (Figures 9, 15, 21, 27, 33, 39, 44, 51, 58, 64, 70, and 76), and from 16 October to 15 April (NE monsoon) (Figures 8, 14, 20, 26, 32, 38, 43, 50, 57, 63, 69, and

TABLE 1.—Frequency of occurrence (%) at 545 day and 550 night stations, all cruises combined

Species	Day stations	Night stations
<i>Lestrignus schizogeneios</i>	57	62
<i>Hyperioides sibaginis</i>	59	55
<i>Hyperietta vosseleri</i>	44	48
<i>Hyperietta stephensi</i>	44	39
<i>Lestrignus macrophthalmus</i>	36	42
<i>Phronimopsis spinifer</i>	35	29
<i>Lestrignus bengalensis</i>	28	30
<i>Hyperioides longipes</i>	23	22
<i>Hyperietta luzoni</i>	14	12
<i>Hyperietta stebbingi</i>	13	12
<i>Themistella fusca</i>	12	11

75). The most noticeable seasonal differences in distribution are seen in the Arabian Sea, where 9 species occurred more frequently during the NE monsoon. The remaining species occurred rarely (*Hyperietta vosseleri*) or not at all (*Hyperietta luzoni*, *Hyperionyx macrodactylus*) in the Arabian Sea. Frequencies of occurrence in the Arabian Sea (north of 10°N) are shown in Table 2. Within the Arabian Sea the differences are noticeable both along the west coast of India and in the northern part of the Sea, but did not appear to be significant off the Arabian Peninsula.

The reasons for the greater frequency of occurrence during the NE monsoon are not apparent. Oceanic circulation is much stronger during the SW monsoon, and causes intense upwelling in several places (Wyrski, 1973). Primary production in the Arabian Sea is 5 times greater during the SW monsoon than during the NE monsoon. Secondary production is only slightly higher, but measurements of secondary production during the NE monsoon were inadequate (Cushing, 1973).

Perhaps the current pattern during the NE monsoon leads to the accumulation of Hyperiidæ in the Arabian Sea. The NE monsoon current, usually strongest (1 knot) south of Sri Lanka and in the southern Arabian Sea, sends a strong branch north along the west coast of India from November to January, carrying low-salinity water

from the Bay of Bengal. Perhaps hyperiids and their gelatinous hosts are entrained in this branch and accumulate in the slowly moving cyclonic gyre within the Arabian Sea. The swifter anticyclonic gyre of the SW monsoon would cause greater spatial separation of hyperiids and would tend to carry them out of the Arabian Sea.

Distribution Patterns of Indian Ocean Hyperiidæ

Excluding *Themisto*, which is limited to colder waters in the southern part of the ocean, the Indian Ocean species of Hyperiidæ fall into 3 groups when separated by patterns of global distribution: 1) Indo-Pacific (*Hyperioides sibaginis*, *Hyperoche* species); 2) Atlantic-Indo-West Pacific (*Lestrigonus crucipes*, *L. macrophthalmus*); and 3) circumglobal (the remaining 10 species).

Fleminger and Hulsemann (1973) have shown that warm-water epipelagic copepods have 2 general patterns of distribution. Species that occur up to the latitudes of subtropical convergences (about 40°) or beyond tend to be circumglobal, whereas species that are limited to lower latitudes (usually not beyond 20° or 30°) tend to show regional provincialism. If these 2 patterns were valid for the Hyperiidæ, we would expect the Indo-Pacific species to be confined to lower latitudes than the circumglobal species. But Figures 83–85, which show the approximate southern boundaries of 10 species of Hyperiidæ in the Indian Ocean, indicate that this is not the case. *Hyperioides sibaginis* (Figure 85) extends as far or farther south than any species except *Themisto gaudichaudii* and *Lestrigonus schizogeneios* (Figure 83). Too much reliance should not be placed on the boundaries in Figures 83–85, since they reflect in part differences in frequency of occurrence, especially in the central Indian Ocean south of 20°S, where the density of sampling was low.

In the eastern Pacific, from which much larger samples have been available, 20 of these same species can be assigned to biotic provinces (McGowan, 1974), as previously noted (Bowman, 1973):

Transition province, *Hyperietta stephenseni*, *H.*

TABLE 2.—Frequency of occurrence (%) of Hyperiidæ in the Arabian Sea north of 10°N at 120 stations during the NE monsoon and 100 stations during the SW monsoon

Species	NE monsoon	SW monsoon
<i>Lestrigonus schizogeneios</i>	65	46
<i>Hyperioides sibaginis</i>	109	51
<i>Hyperietta vosseleri</i>	5	5
<i>Hyperietta stephenseni</i>	37	11
<i>Lestrigonus macrophthalmus</i>	47	30
<i>Phronimopsis spinifer</i>	64	21
<i>Lestrigonus bengalensis</i>	49	31
<i>Hyperioides longipes</i>	11	4
<i>Hyperietta luzoni</i>	0	0
<i>Hyperietta stebbingi</i>	23	2
<i>Themistella fusca</i>	30	4

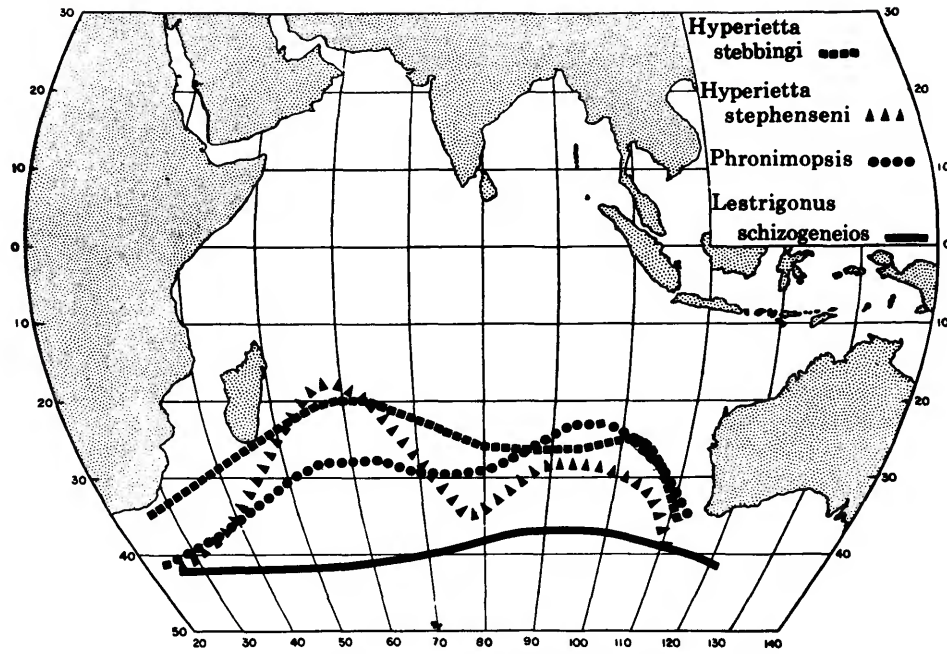


FIGURE 83.—Approximate southern boundaries of Transition species of Hyperiididae in the Indian Ocean.

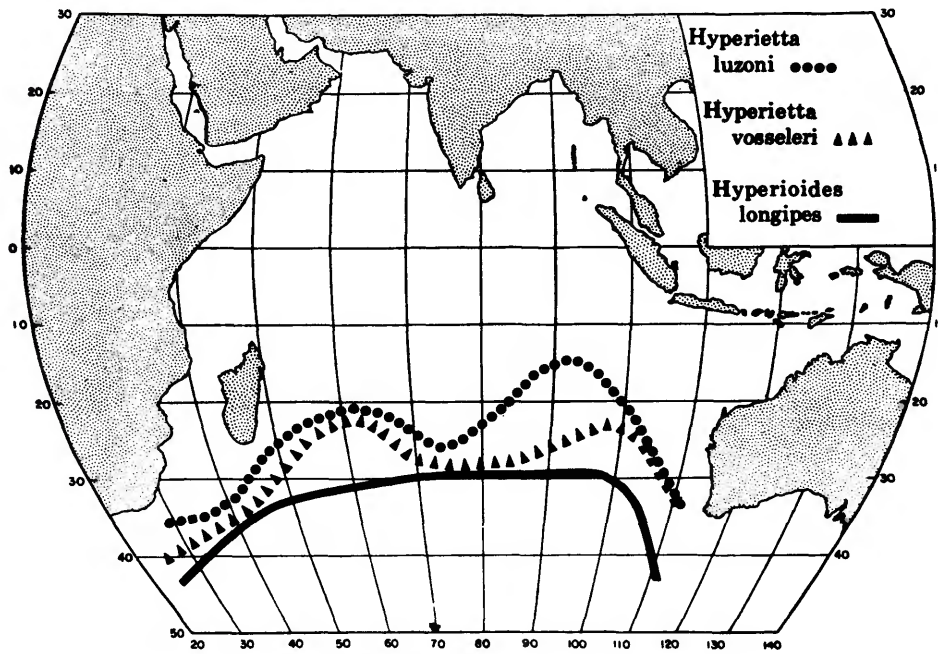


FIGURE 84.—Approximate southern boundaries of Central species of Hyperiididae in the Indian Ocean.

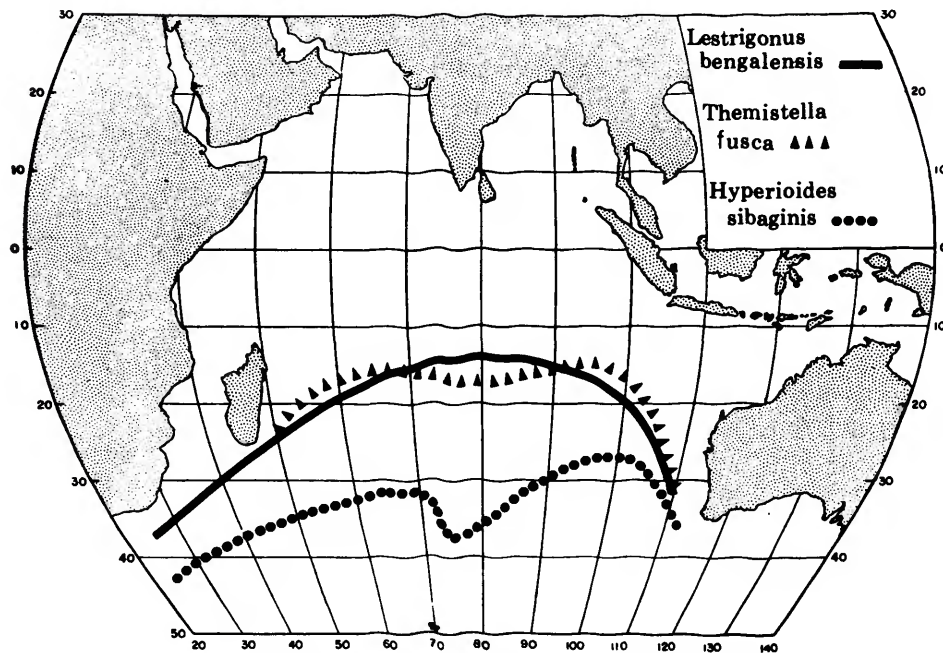


FIGURE 85.—Approximate southern boundaries of Warm-Water Cosmopolitan species of Hyperiididae in the Indian Ocean.

stebbingi, *Lestrigonus schizogenios*, *Phronimopsis spinifer*;

Central province, *Hyperietta luzoni*, *H. vosseleri*, *Hyperioides longipes*; and

Warm-Water Cosmopolitan province, *Hyperioides sibaginis* (not known from the Atlantic), *Lestrigonus bengalensis*, *Themistella fusca*.

Phronimopsis was not included in Bowman's (1973) study; hence a map showing its distribution in the northeastern Pacific is given here (Figure 86) to support its classification as a Transition species.

The approximate boundaries of the Transition and Central provinces in the Pacific are shown in Figure 87, sketched by hand from McGowan's (1974) figures 2 and 3. The overlap of the provinces appears extensive, but is much less when boundaries are adjusted to include only high percentages of the faunas (McGowan, 1974, figs. 8, 9).

Both Transition and Central species of Pacific Hyperiididae, especially the former, are absent from

large areas on either side of the equator. In the Indian Ocean these same species are scattered throughout the area sampled, including the regions of highest surface temperature, i.e., 28–30°C—higher than the maximum temperatures encountered, at least by the Transition species, in the Pacific. Distributional patterns in the Indian Ocean are similar for both groups of species, as well as for the Warm-Water Cosmopolitan species. The approximate southern boundaries (Figures 83–85) are similar for the 3 groups of species, with the more abundant species generally occurring farther south. A possible exception is *Lestrigonus bengalensis*.

To further illustrate the lack of spatial separation of Transition, Central, and Warm-Water Cosmopolitan species in the Indian Ocean, Table 3 shows the numbers of species of each group taken on Cruise 23 of R/V *Umitaka Maru*, which occupied a series of 20 stations along the 78th meridian, from 7°39'N to 24°57'S. Hyperiidids were collected at 18 of the 20 stations. Species of

all 3 groups were present at 10 stations, of only 2 groups at 7 stations, and of only 1 group at 1 station. During Cruise 3 R/V *Kagoshima Maru* also occupied a series of 23 stations along the 78th meridian, from 6°23'N to 24°38'S, and Hyperiidæ were collected at 18 of those stations. Species of all 3 groups were present at 5 stations, of only 2 groups at 8 stations, and of only 1 group at 5 stations (Table 4).

Thus the 10 species of Hyperiidæ listed above have 3 distinct patterns of distribution in the Pacific, but such differences are not evident for the same 10 species in the Indian Ocean. Whether or not such patterns existed in the past is an interesting question. During the last glacial maximum, which occurred 18,000 years ago, the average surface temperature of the entire Indian Ocean was 1.4°C cooler during February and 1.5°C cooler in August (Prell and Hutson, 1979) than it is today.

No morphological differences have been noted between Pacific and Indian specimens of any

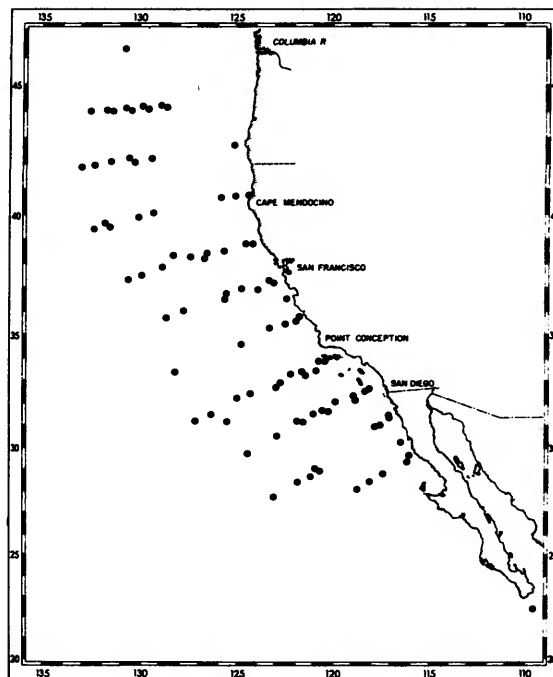


FIGURE 86.—Distribution of *Phronimopsis spinifer* in the north-eastern Pacific, CalCOFI cruises 1, 5, 9, and 20 combined.

TABLE 3.—Numbers of specimens for each species group of Hyperiidæ collected on *Umitaka Maru* Cruise 23 (dash = no data)

Station	Species group			Position
	Transition	Central	Warm-Water Cosmopolitan	
1-1	2	-	-	04°57'S, 77°59'E
1-2	4	1	1	06°04'N, 77°46'E
1-4	-	1	2	03°05'N, 77°51'E
1-5	1	2	3	01°57'N, 77°47'E
1-6	1	-	-	01°00'N, 78°03'E
1-7	3	3	3	00°08'N, 78°02'E
1-8	6	-	5	00°52'S, 78°03'E
1-9	3	2	5	01°59'S, 78°01'E
1-10	8	1	2	02°49'S, 78°01'E
1-11	2	5	12	05°00'S, 78°10'E
1-12	4	9	7	07°15'S, 78°13'E
1-14	-	3	1	10°51'S, 78°07'E
1-15	-	1	1	12°54'S, 78°01'E
1-16	2	2	-	15°06'S, 77°55'E
1-17	5	2	4	17°30'S, 78°04'E
1-18	1	1	-	19°53'S, 77°49'E
1-19	1	1	2	22°17'S, 78°00'E
1-20	5	1	10	24°57'S, 77°52'E

nominal species of Hyperiidæ, but physiological adaptations that enable populations of Transition and Central species to tolerate lower temperatures in the Pacific and higher temperatures in the Indian Ocean must have evolved. Whether the populations represent either physiological races or cryptic species is unknown.

Distributions of the Individual Species

Lengthy accounts of the distributions of the IIOE species of Hyperiidæ would be of little value, and we limit our discussion to the brief summaries that follow.

Hyperietta luzoni (Figures 4-9).—Most common off Australia; sparsely scattered elsewhere, but not found in the Arabian Sea.

Hyperietta stebbingi (Figures 10-15).—Scattered throughout the Indian Ocean; most common off Australia; uncommon off South Africa.

Hyperietta stephenseni (Figures 16-21).—Common and rather uniformly distributed.

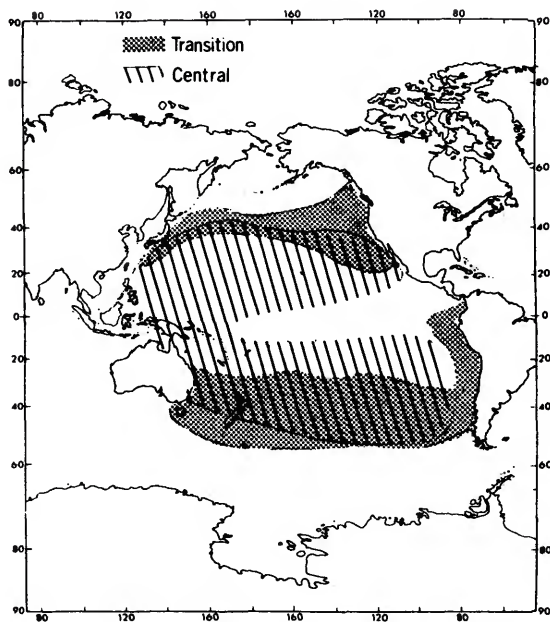


FIGURE 87.—Approximate boundaries of Transition and Central provinces in the Pacific (from McGowan, 1974).

Hyperietta vosseleri (Figures 22–27).—Common throughout the Indian Ocean except in the Arabian Sea, where it rarely occurs.

Hyperioides longipes (Figures 28–33).—Most common off Australia and South Africa; absent off the west coast of India and from most of the Arabian Sea except the northern part; not common off Somalia.

Hyperioides sibaginis (Figures 34–39).—Very common and rather uniformly distributed.

Hyperionyx macrodactylus (Figures 40–44).—Scarce, in a band along the equator, with a few occurrences off Australia and South Africa and 1 in the Bay of Bengal.

Hyperoche species (Figure 45).—A few occurrences in the Arabian Sea, Gulf of Aden, Somalia, and off Australia.

Lestrigonus bengalensis (Figures 46–51).—Widespread, with tendency to be more common in coastal waters, at least in the Arabian Sea.

Lestrigonus crucipes (Figure 52).—A few occurrences in the Bay of Bengal and the Arabian Sea, and 2 along 110°E.

Lestrigonus macrophthalmus (Figures 53–58).—Common and rather uniformly distributed.

Lestrigonus schizogeneios (Figures 59–64).—Very common and rather uniformly distributed; greater penetration to south in central Indian Ocean than most species.

Phronimopsis spinifer (Figures 65–70).—Common and rather uniformly distributed, but infrequent off Somalia and in the central Indian Ocean.

Themistella fusca (Figures 71–76).—Sparsely and rather uniformly scattered.

Themisto gaudichaudii (Figure 77).—Confined to cold water. Kane's (1966, text-figure 4) map of its world distribution shows that it is limited to latitudes greater than 40°S in the Indian Ocean; hence it was surprising to find it at a few stations between 30°S and 20°S to the west of Australia. In her samples from the 110°E meridian Tranter (1977:647) found *Themisto* only "south of 33°S, on the September cruise, in the deep subtropical water mass." Most of the northward flow from the west wind drift occurs between 95°E and 105°E, which is about where the northernmost IIOE samples of *Themisto* were collected.

Comparison with Other Studies

Three recent studies of the Hyperiidæ in a circumscribed region can be compared to the results obtained from the IIOE collections. Tranter (1977) studied samples from the eastern Indian Ocean along a north-south section (9–32°S, 110°E). Her samples were from the upper 200 m, and most were taken with the Indian Ocean standard net; hence they are comparable to ours.

TABLE 4.—Numbers of specimens for each species group of Hyperiidæ collected on *Kagoshima Maru* Cruise 3 (dash = no data)

Station	Species group			Position
	Transition	Central	Warm-Water Cosmopolitan	
11	1	—	—	04°57'S, 77°59'E
12	1	3	—	03°24'S, 78°02'E
14	2	—	1	00°57'S, 78°03'E
15	3	—	1	00°01'S, 78°06'E
16	1	—	—	01°06'N, 78°03'E
18	2	2	—	03°29'N, 77°54'E
19	4	2	7	05°04'N, 77°46'E
20	4	2	3	06°23'N, 78°01'E
21	—	1	—	08°00'S, 77°52'E
23	—	1	—	11°03'S, 77°57'E
24	1	1	—	12°30'S, 77°58'E
25	2	5	1	14°03'S, 77°58'E
26	—	2	1	15°27'S, 77°57'E
27	2	1	2	16°53'S, 77°55'E
28	—	2	—	18°24'S, 78°06'E
29	12	2	2	19°44'S, 77°57'E
30	3	2	—	21°32'S, 77°58'E
31	2	2	—	23°02'S, 77°52'E

TABLE 5.—Percent of total Hyperiidæ collected by expedition or researcher (dash = no data)

Species	IIOE	Shulen- berger	Thurston	Tranter
<i>Hyperietta luzoni</i>	1.7	2.6	—	4.2
<i>Hyperietta stebbingi</i>	1.5	0.3	—	1.0
<i>Hyperietta stephenseni</i>	7.0	5.1	14.6	7.8
<i>Hyperietta vosseleri</i>	9.2	52.6	2.1	12.1
<i>Hyperioides longipes</i>	4.7	6.4	73.5	42.9
<i>Hyperioides sibaginis</i>	22.3	14.7	—	—
<i>Lestrigonus bengalensis</i>	7.9	9.7	—	—
<i>Lestrigonus macrophthalmus</i>	9.4	0.1	0.6	—
<i>Lestrigonus schizogeneios</i>	18.7	2.4	7.2	12.6
<i>Phronimopsis spinifer</i>	13.3	3.9	0.2	17.0
<i>Themistella fusca</i>	2.0	0.8	0.8	—

Thurston (1976) analyzed collections made SE of Fuerteventura, Canary Islands (~28°N, 14°W), during the SOND cruise, 1965. The SOND samples encompassed greater depths (to 950 m), but the Hyperiidæ were taken mostly at shallow depths; therefore the relative abundance of the species can be compared to that of the IIOE species.

Shulenberger's (1977, 1978) collections came from the North Pacific central gyre (28°N, 155°W). Depth-stratified tows made with opening-closing Bongo nets sampled 6 intervals from

0–600 m. Most of the Hyperiidæ occurred in the upper 100 m.

In Table 5 the percent of total Hyperiidæ collected in the above studies is listed for 11 IIOE species. Thurston's and Tranter's collections contained only 7 of these 11 species, but each author listed a species not in the IIOE collections: *Lestrigonus latissimus* was named by Thurston, *Iulopsis loveni* by Tranter. Shulenberger lists 5 non-IIOE species: *Hyperietta parviceps*, *Lestrigonus shoemakeri*, *L. latissimus*, *Pegohyperia princeps*, and *Iulopsis loveni*.

The most striking regional differences shown in Table 5 are the dominance of *Hyperietta vosseleri* in the North Pacific central gyre and of *Hyperioides longipes* in the eastern Indian Ocean and Canary Islands collections. *Hyperioides sibaginis*, which was nearly 5 times as abundant as *H. longipes* in the IIOE collections and more than twice as abundant in the central Pacific collections, did not occur in the other collections. Shulenberger (1978) found nearly perfectly reciprocal depth distributions of the 2 species, with *Hyperioides sibaginis* living mainly above 75 m and *H. longipes* almost entirely below 75 m. Perhaps when *H. sibaginis* is absent, *H. longipes* can extend its vertical range into the upper layer and expand its population.

Literature Cited

- Barnard, K.H.
1937. Amphipoda. In *John Murray Expedition 1933-34, Scientific Reports*, 4(6):131-201.
- Bowman, Thomas E.
1973. Pelagic Amphipods of the Genus *Hyperia* and Closely Related Genera (Hyperidea: Hyperidae). *Smithsonian Contributions to Zoology*, 136:1-76.
- Currie, R.I.
1963. The Indian Ocean Standard Net. *Deep-Sea Research*, 10(1-2):27-32.
- Cushing, D.H.
1973. Production in the Indian Ocean and the Transfer from the Primary to the Secondary Level. In Berndt Zeitzschel, editor, *The Biology of the Indian Ocean*, pages 475-486. New York: Springer-Verlag.
- Fager, E.W., and J.A. McGowan
1963. Zooplankton Species Groups in the North Pacific. *Science*, 140(3566):453-460.
- Fleminger, Abraham, and Kuni Hulseman
1973. Relationships of Indian Ocean Epiplanktonic Calanoids to the World Oceans. In Berndt Zeitzschel, editor, *The Biology of the Indian Ocean*, pages 339-347. New York: Springer-Verlag.
- Giles, G.M.
1887. Natural History Notes from H.M.'s Indian Marine Survey Steamer *Investigator*, Commander Alfred Carpenter, R.N. Commanding, No. 6: On Six New Amphipods from the Bay of Bengal. *Journal of the Asiatic Society of Bengal*, 56 (part 2, no. 2):212-229, plates 2-8.
- Hansen, V.K.
1966. The Indian Ocean Biological Centre: The Centre for Sorting Plankton Samples of the International Indian Ocean Expedition. *Deep-Sea Search*, 13:229-234.
- Harbison, G.R., D.C. Biggs, and L.P. Madin
1977. The Associations of Amphipoda Hyperidea with Gelatinous Zooplankton, II: Associations with Cnidaria, Ctenophora and Radiolaria. *Deep-Sea Research*, 24:465-488.
- IOBC (Indian Ocean Biological Centre)
1969. Station List. In *Handbook to the International Zooplankton Collections Curated and Processed at the Indian Ocean Biological Centre*, 1:vii+[129] pages. Cochin, Kerala State, India: National Institute of Oceanography.
- Kane, Jasmine E.
1966. The Distribution of *Parathemisto gaudichaudii* (Guér.), with Observations on its Life-History in the 0° to 20°E Sector of the Southern Ocean. *Discovery Reports*, 34:163-198.
- Laval, Philippe
1980. Hyperiid Amphipods as Crustacean Parasitoids Associated with Gelatinous Zooplankton. *Oceanography and Marine Biology, an Annual Review*, 18:11-56.
- McGowan, John A.
1974. The Nature of Oceanic Ecosystems. In Charles B. Miller, editor, *The Biology of the Oceanic Pacific, Proceedings of the Thirty-third Annual Biology Colloquium*, pages 9-28. Corvallis: Oregon State University Press.
- Motoda, Sigeru
1962. Specifications of Zooplankton Standard Net to Be Used in the International Indian Ocean Expedition, and a Design of Closing Net. *Information Bulletin on Planktology in Japan*, 8:30-40.
- Mountford, M.D.
1962. An Index of Similarity and Its Application to Classificatory Problems. In P.W. Murphy, editor, *Progress in Soil Biology, Papers from a Colloquium on Research Methods*, pages 43-50. London: Butterworths [organized by the Soil Zoology Committee of the International Society of Soil Science].
- Nair, K.K. Chandrasekharan
1972. A Note on an Amphipod Swarm along the South-West Coast of India. *Current Science*, 41(5):185-186.
- Nair, K.K. Chandrasekharan, P.G. Jacob, and S. Kumaran
1973. Distribution and Abundance of Planktonic Amphipods in the Indian Ocean. In Berndt Zeitzschel, editor, *The Biology of the Indian Ocean*, pages 349-356. New York: Springer-Verlag.
- Nayar, K. Nagappan
1959. The Amphipoda of the Madras Coast. *Bulletin of the Madras Government Museum, new series (Natural History Section)*, 6(3):1-59, plates 1-16.
- Pillai, N. Krishna
1966. Pelagic Amphipods in the Collections of the Central Marine Fisheries Research Institute, India, Part II: Excluding Oxycephalidae. *Proceedings of the Symposium on Crustacea Held at Ernakulam from January 12-15, 1965*, 1:205-232. Bangalore: Bangalore Press.
- Pirlot, Jean-M.
1930. Les Amphipodes de l'expédition du *Siboga*: Pre-

- mière Partie, Les Amphipodes Hypérides (à l'exception des Thaumatopsidae et des Oxycephalidae). *Siboga-Expeditie*, 33a:1-55.
- Prell, Warren L., and William H. Hutson
1979. Zonal Temperature-Anomaly Maps of Indian Ocean Surface Waters: Modern and Ice-Age Patterns. *Science*, 206:454-456.
- Rao, T.S.S.
1973. Zooplankton Studies in the Indian Ocean. In Bernt Zeitzschel, editor, *The Biology of the Indian Ocean*, pages 243-255. New York: Springer-Verlag.
- Sakthivel, M., and T.S.S. Rao
1973. A Few Comments on the Zooplankton Investigations of the International Indian Ocean Expedition. In *Handbook to the International Zooplankton Collections Curated and Processed at the Indian Ocean Biological Centre*, 4:150-161. Cochin, Kerala State, India: National Institute of Oceanography.
- Shulenberger, Eric
1977. Hyperiid Amphipods from the Zooplankton Community of the North Pacific Central Gyre. *Marine Biology*, 42:375-385.
1978. Vertical Distributions, Diurnal Migrations, and Sampling Problems of Hyperiid Amphipods in the North Pacific Central Gyre. *Deep-Sea Research*, 25:605-623.
- Spandl, Hermann
1924. Expeditionen S.M. Schiff "Pola" in das Rote Meer, Nördliche und Südliche Hälfte, 1895/96-1897/98: Zoologische Ergebnisse 35, Die Amphipoden des Roten Meeres. *Denkschriften Akademie der Wissenschaften in Wien, Mathematisch-Naturwissenschaftliche Klasse*, 99:19-73.
- Thurston, Michael H.
1976. The Vertical Distribution and Diurnal Migration of the Crustacea Amphipoda Collected During the SOND Cruise, 1965, II: The Hyperiidea and General Discussion. *Journal of the Marine Biological Association of the United Kingdom*, 56:383-470.
1977. Depth Distributions of *Hyperia spinigera* Bovallius, 1889 (Crustacea: Amphipoda) and Medusae in the North Atlantic Ocean, with Notes on the Associations between *Hyperia* and Coelenterates. In Martin Angel, editor, *A Voyage of Discovery: George Deacon 70th Anniversary Volume*, pages 499-536. Oxford: Pergamon Press, Ltd.
- Tranter, David J., and P.E. Smith
1968. Filtration Performance. In David J. Tranter, editor, *Zooplankton Sampling, Monographs on Oceanographic Methodology*, 2:29-58. Paris: The UNESCO Press.
- Tranter, Helen A.
1977. Further Studies of Plankton Ecosystems in the Eastern Indian Ocean, VII: Ecology of the Amphipoda. *Australian Journal of Marine and Freshwater Research*, 28:645-662.
- Walker, Alfred O.
1904. Report on the Amphipoda Collected by Professor Herdman at Ceylon, in 1902. In W.A. Herdman, *Supplementary Report to the Government of Ceylon on the Pearl Oyster Fisheries of the Gulf of Manaar 1904*, part 2, Supplement 17, pages 229-300, plates 1-8.
1909. Amphipoda Hyperiidea of the 'Sealark' Expedition to the Indian Ocean. *Transactions of the Linnaean Society of London, series 2 (Zoology)*, 13(1):49-55.
- Wyrtki, K.
1973. Physical Oceanography of the Indian Ocean. In Bernt Zeitzschel, editor, *The Biology of the Indian Ocean*, pages 18-36. New York: Springer-Verlag.

REQUIREMENTS FOR SMITHSONIAN SERIES PUBLICATION

Manuscripts intended for series publication receive substantive review within their originating Smithsonian museums or offices and are submitted to the Smithsonian Institution Press with approval of the appropriate museum authority on Form SI-36. Requests for special treatment—use of color, foldouts, casebound covers, etc.—require, on the same form, the added approval of designated committees or museum directors.

Review of manuscripts and art by the Press for requirements of series format and style, completeness and clarity of copy, and arrangement of all material, as outlined below, will govern, within the judgment of the Press, acceptance or rejection of the manuscripts and art.

Copy must be typewritten, double-spaced, on one side of standard white bond paper, with 1 $\frac{1}{4}$ " margins, submitted as ribbon copy (not carbon or xerox), in loose sheets (not stapled or bound), and accompanied by original art. Minimum acceptable length is 30 pages.

Front matter (preceding the text) should include: **title page** with only title and author and no other information, **abstract page** with author/title/series/etc., following the established format, **table of contents** with indents reflecting the heads and structure of the paper.

First page of text should carry the title and author at the top of the page and an unnumbered footnote at the bottom consisting of author's name and professional mailing address.

Center heads of whatever level should be typed with initial caps of major words, with extra space above and below the head, but with no other preparation (such as all caps or underline). Run-in paragraph heads should use period/dashes or colons as necessary.

Tabulations within text (lists of data, often in parallel columns) can be typed on the text page where they occur, but they should not contain rules or formal, numbered table heads.

Formal tables (numbered, with table heads, boxheads, stubs, rules) should be submitted as camera copy, but the author must contact the series section of the Press for editorial attention and preparation assistance before final typing of this matter.

Taxonomic keys in natural history papers should use the aligned-couplet form in the zoology and paleobiology series and the multi-level indent form in the botany series. If cross-referencing is required between key and text, do not include page references within the key, but number the keyed-out taxa with their corresponding heads in the text.

Synonymy in the zoology and paleobiology series must use the short form (taxon, author, year:page), with a full reference at the end of the paper under "Literature Cited." For the botany series, the long form (taxon, author, abbreviated journal or book title, volume, page, year, with no reference in the "Literature Cited") is optional.

Footnotes, when few in number, whether annotative or bibliographic, should be typed at the bottom of the text page on which the reference occurs. Extensive notes must appear at the end of the text in a notes section. If bibliographic footnotes are required, use the short form (author/brief title/page) with the full reference in the bibliography.

Text-reference system (author/year/page within the text, with the full reference in a "Literature Cited" at the end of the text) must be used in place of bibliographic footnotes in all scientific series and is strongly recommended in the history and technology series: "(Jones, 1910:122)" or ". . . Jones (1910:122)."

Bibliography, depending upon use, is termed "References," "Selected References," or "Literature Cited." Spell out book, journal, and article titles, using initial caps in all major words. For capitalization of titles in foreign languages, follow the national practice of each language. Underline (for italics) book and journal titles. Use the colon-parentheses system for volume/number/page citations: "10(2):5-9." For alinement and arrangement of elements, follow the format of the series for which the manuscript is intended.

Legends for illustrations must not be attached to the art nor included within the text but must be submitted at the end of the manuscript—with as many legends typed, double-spaced, to a page as convenient.

Illustrations must not be included within the manuscript but must be submitted separately as original art (not copies). All illustrations (photographs, line drawings, maps, etc.) can be intermixed throughout the printed text. They should be termed **Figures** and should be numbered consecutively. If several "figures" are treated as components of a single larger figure, they should be designated by lowercase italic letters (underlined in copy) on the illustration, in the legend, and in text references: "Figure 9 \underline{b} ." If illustrations are intended to be printed separately on coated stock following the text, they should be termed **Plates** and any components should be lettered as in figures: "Plate 9 \underline{b} ." Keys to any symbols within an illustration should appear on the art and not in the legend.

A few points of style: (1) Do not use periods after such abbreviations as "mm, ft, yds, USNM, NNE, AM, BC." (2) Use hyphens in spelled-out fractions: "two-thirds." (3) Spell out numbers "one" through "nine" in expository text, but use numerals in all other cases if possible. (4) Use the metric system of measurement, where possible, instead of the English system. (5) Use the decimal system, where possible, in place of fractions. (6) Use day/month/year sequence for dates: "9 April 1976." (7) For months in tabular listings or data sections, use three-letter abbreviations with no periods: "Jan, Mar, Jun," etc.

Arrange and paginate sequentially EVERY sheet of manuscript—including ALL front matter and ALL legends, etc., at the back of the text—in the following order: (1) title page, (2) abstract, (3) table of contents, (4) foreword and/or preface, (5) text, (6) appendixes, (7) notes, (8) glossary, (9) bibliography, (10) index, (11) legends.

