

**ATOLL RESEARCH BULLETIN**

**NO. 500**

**CRUSTACEA DECAPODA AND STOMATOPODA OF EASTER ISLAND AND  
SURROUNDING AREAS. A DOCUMENTED CHECKLIST WITH HISTORICAL  
OVERVIEW AND BIOGEOGRAPHIC COMMENTS**

**BY**

**JOSEPH POUPIN**

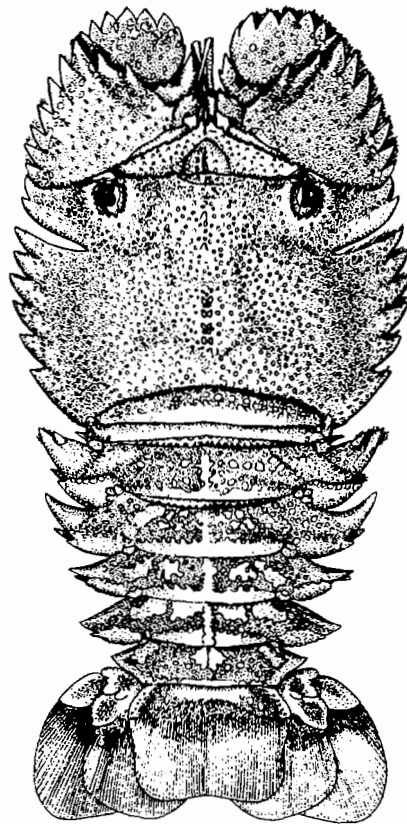
**ISSUED BY  
NATIONAL MUSEUM OF NATURAL HISTORY  
SMITHSONIAN INSTITUTION  
WASHINGTON, D.C., U.S.A.  
AUGUST 2003**

## CONTENT

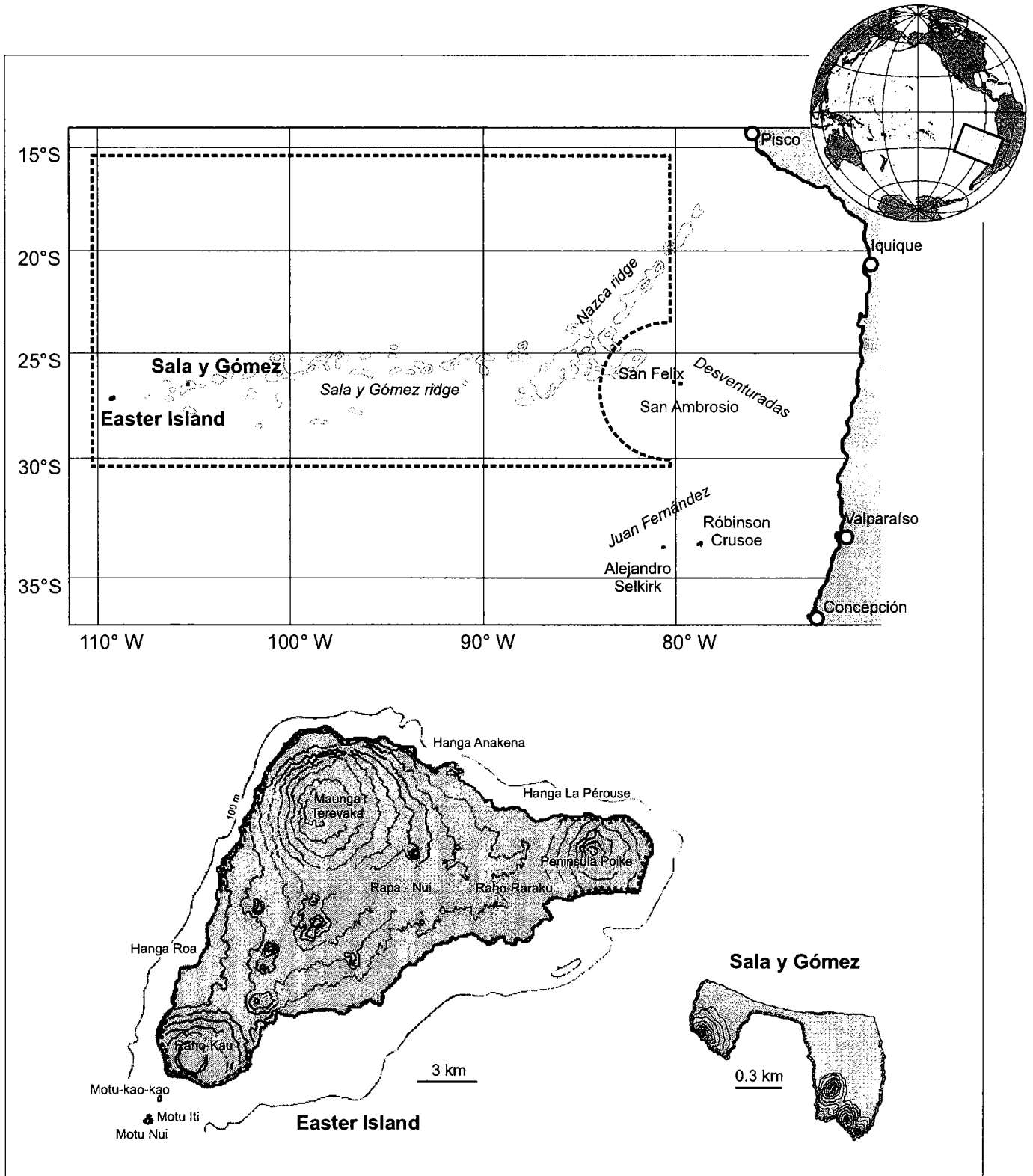
ABSTRACT .....	1
INTRODUCTION.....	2
METHODS.....	2
HISTORICAL OVERVIEW .....	3
RESULTS.....	7
Statistics on Taxa.....	7
Ecology.....	7
Biogeographic study.....	10
CONCLUSION .....	14
ACKNOWLEDGMENTS.....	15
LIST OF THE SPECIES .....	17
Class Malacostraca.....	17
Subclass Hoplocarida .....	17
Order Stomatopoda.....	17
Family Odontodactylidae .....	17
Family Pseudosquillidae.....	17
Subclass Eumalacostraca.....	17
Order Decapoda.....	17
Suborder Dendrobranchiata.....	17
Family Aristaeidae .....	17
Family Benthescymidae .....	18
Family Penaeidae .....	18
Family Sicyoniidae.....	18
Family Solenoceridae .....	18
Family Sergestidae .....	18
Suborder Pleocyemata.....	19
Infraorder Stenopodidea .....	19
Family Spongicolidae.....	19
Family Stenopodidae .....	19
Infraorder Caridea .....	19
Family Pasiphaeidae.....	19
Family Oplophoridae.....	20
Family Disciadidae.....	20
Family Nematocarcinidae.....	20
Family Rhynchocinetidae.....	21
Family Stylodactylidae .....	21
Family Gnathophyllidae .....	21

Family Palaemonidae .....	21
Family Alpheidae .....	21
Family Hippolytidae .....	22
Family Processidae .....	22
Family Pandalidae .....	22
Family Crangonidae .....	23
Family Glyphocrangonidae .....	23
Infraorder Thalassinidea .....	23
Family Callianassidae .....	23
Infraorder Palinura .....	24
Family Polychelidae .....	24
Family Palinuridae .....	24
Family Scyllaridae .....	24
Infraorder Anomura .....	24
Family Galatheidae .....	24
Family Porcellanidae .....	25
Family Albuneidae .....	25
Family Diogenidae .....	25
Family Paguridae .....	25
Family Parapaguridae .....	26
Infraorder Brachyura .....	27
Family Dromiidae .....	27
Family Dynomenidae .....	27
Family Homolidae .....	27
Family Latreilliidae .....	27
Family Calappidae .....	28
Family Leucosiidae .....	28
Family Majidae .....	28
Family Hymenosomatidae .....	28
Family Parthenopidae .....	28
Family Atelicyclidae .....	29
Family Geryonidae .....	29
Family Portunidae .....	29
Family Carpiliidae .....	29
Family Goneplacidae .....	29
Family Trapeziidae .....	29
Family Xanthidae .....	30
Family Cryptochiridae .....	30
Family Pinnotheridae .....	30
Family Grapsidae .....	30
Family Plagusiidae .....	31

LITERATURE CITED.....	32
APPENDICES.....	40
A - Taxa undetermined to species level .....	40
B - Species Listed by geographic categories.....	40
<i>B1 Widely Distributed Species</i> .....	40
<i>B2 Indo-West Pacific Species</i> .....	42
<i>B3 East Pacific Species</i> .....	43
<i>B4 Eia Local Species</i> .....	44
INDEX.....	45



*Parribacus perlatus* Holthuis, 1967, described from Easter Island  
(After Retamal, 1981: 51, Fig. 43)



**Figure 1.** Top, delimited by the broken line: Easter Island and surrounding areas, abbreviated 'EIA' in this study. Bottom: details of Easter and Sala y Gómez Islands.

**CRUSTACEA DECAPODA AND STOMATOPODA OF EASTER ISLAND AND SURROUNDING AREAS. A DOCUMENTED CHECKLIST WITH HISTORICAL OVERVIEW AND BIOGEOGRAPHIC COMMENTS**

BY

JOSEPH POUPIN<sup>1</sup>

**ABSTRACT**

A documented checklist of the crustacea Decapoda and Stomatopoda is proposed for Easter Island and surrounding areas. The study area is situated between longitudes 80°-110° W and latitudes 15°-30° S. It includes Easter Island, the islet of Sala y Gómez and the submarine seamounts of Sala y Gómez and Nazca. The historical overview of Crustacea collections shows that this area has been predominantly explored by US, Chilean and Russian expeditions. The total number of taxa is 188, out of which 165 are determined to species level. These include 96 shrimps, 59 crabs, 23 anomuran crabs, seven lobsters, and three mantis shrimps. Most of the species are Indo-West Pacific (39.4%) while only some of them are linked with the eastern Pacific (8.5%). Overall the rate of endemism is 20.6%, but two different areas are distinguished: Easter Island (depth range 0-40 m) with a rate of endemism of 18%, and the seamounts situated west of 83° W (150-800 m) with a rate of endemism of 32%. Some species, such as *Calcinus imperialis*, *Panulirus pascuensis*, or *Leptograpsus variegatus*, indicate a link between the area studied and the islands that lie along the southern edge of the tropical Pacific (e.g. Pitcairn, Rapa, Kermadec). The species diversity decreases by a factor of five from west to east between French Polynesia and Easter Island.

---

<sup>1</sup> Institut de Recherche de l'Ecole Navale, IRENav, BP 600, 29240 BREST Armées, France (poupin@ecole-navale.fr)

## INTRODUCTION

The basic nature of the crustacean fauna of the tropical Pacific Ocean still remains imperfectly known, even for Decapoda and Stomatopoda despite being among the best studied groups. At least three reasons can explain this situation. The first one relates to the extent of the area and the inaccessibility of the many islands that are scattered over the western part. The second one is related to the way of life of the Crustacea. Most of the species master perfectly well the art of camouflage, have a nocturnal behavior, or occupy ecological niches that are difficult to sample such as interstices of corals, burrows, or depths of several hundred meters. The third one is related to the incredible biodiversity that characterizes the tropical ocean, many groups being rich with tens or even hundreds of species, whereas only a few species are found in temperate waters.

Despite the imperfection in our knowledge, the numerous scientific expeditions that have been carried out in the tropical Pacific for a hundred years, and the ceaseless work of the systematists to identify and describe taxa, have gradually increased knowledge of the regional faunas. Among the most recent and most intensive expeditions are the French campaigns carried out in the western Pacific by the *Institut de Recherche pour le Développement* (IRD) and the *Muséum national d'Histoire naturelle*, Paris (see, for example, Richer de Forges, 1990) followed up by numerous publications on the taxonomy of the Decapoda and Stomatopoda. Significant regional syntheses also have been compiled recently, for example for Taiwan (Lee *et al.*, 1999 ; Ng *et al.*, 2001), Australia (Davie, 2002a, b), Mariana Islands (Paulay *et al.*, 2003), French Polynesia (Poupin, 1996, 1998), and the coasts of the Americas (Boschi, 2000).

The area of Easter Island occupies a privileged place because of its easterly location in the southern Pacific and is traditionally regarded as the eastern border of the Indo-West Pacific faunal province (IWP). The assessment of its crustacean fauna is thus of interest to check its affinities with the IWP, to measure the decrease in biodiversity that is generally noted from west to east in the tropical Pacific, and to determine the rate of endemism of this isolated area. Whereas certain groups have already been studied in that respect, such as algae (Santelices & Abbott, 1987), molluscs (Rehder, 1980), or fishes (Randall, 1998), no such study has been conducted on the Decapoda and Stomatopoda.

## METHODS

This checklist has been compiled exclusively from a bibliographic search, and no crustacea collections from Easter Island and surrounding areas were examined. The exact origin of each record is indicated as clearly as possible to allow updates after this publication. Some references are included because they are useful to know the origin of a

new generic combination, a synonymy, or a geographic distribution. Remarks and/or synonyms are added when necessary. The suprageneric classification follows that proposed by Martin & Davis (2002). The species are listed alphabetically in each genus.

The study area is situated between longitudes 80°-110° W and latitudes 15-30° S (Fig. 1). It includes Easter Island, Sala y Gómez<sup>2</sup> Islet and the submarine ridges of Sala y Gómez and Nazca. It does not include the Desventuradas archipelago (San Felix and San Ambrosio Islands) that is located at the southeastern part of this area, nor the Juan Fernández archipelago (Robinson Crusoe, Santa Clara, and Alejandro Selkirk Islands) that is situated under latitude 30° S.

The initial objective of this work was limited to Easter Island and the nearby islet of Sala y Gómez, 415 km in the east. However, as the Crustacea collected by the Russian expeditions on the seamounts of Sala y Gómez and Nazca are primarily of IWP origin, the study area was extended as far as 80° W in the east. This has caused the appearance in the list of a few taxa from the eastern Pacific, clearly identified in the biogeographic study.

Abbreviations used are as follows: AHF, Allan Hancock Foundation; AMNH, American Museum of Natural History, New York; CIMAR, Crucero de Investigación Científica Marina; cl., carapace length; det., determiner; EASTROPAC, Eastern Tropical Pacific; EIP, Expedición de la Isla de Pascua; EIA, Easter Island and surrounding areas, including Sala y Gómez Island and Sala y Gómez and Nazca submarine ridges (see Fig. 1); EP, East Pacific; IWP, Indo-West Pacific; LACM, Los Angeles County Museum; METEI, Medical Expedition to Easter Island; MNHN, Muséum national d'Histoire naturelle, Paris; MNHNS, Museo Nacional de Historia Natural, Santiago; pers. com., personal communication; POI, Programa Oceanopolítico Integrado of the Chilean Navy; R/V, research vessel; RMNH, Nationaal Natuurhistorisch Museum, Leiden; SIO, Scripps Institution of Oceanography; WD, widely distributed; ZMUM, Zoological Museum of the Moscow State University.

## HISTORICAL OVERVIEW

Although Crustacea of Easter Island have been recorded well before the XIX<sup>th</sup> century (see Holthuis, 1972), the first specimens kept for museum collections seem to be those of the 1904-1905 US *Albatross* Expedition that visited the island in December 1904. This collection is deposited in the Smithsonian Institution, Washington DC, and was studied by Rathbun (1907) and, to a lesser extent, Holthuis (1972), Castro (1997), Castro *et al.* (in press), and Lemaitre (1998). Several decades later, two archeological expeditions,

---

<sup>2</sup> This is the spelling of the *Times Atlas of the World* but 'Salas y Gómez' is also indicated on some Chilean charts.



the 1934-1935 Franco-Belgian Expedition and the 1955-1956 Norwegian Thor Heyerdahl Expedition, once again collected some Crustacea at the Island. They are deposited in the museums of Bruxelles, Oslo and Paris and were studied by Gravier (1936), Holthuis (1972) and Garth (1973).

In 1958, the US Scripps Institution of Oceanography (SIO) organized the Downwind Expedition with dredge stations in La Pérouse Bay (40-100 m) and on the submarine ridges off San Ambrosio and San Felix Islands (Shoal Guyot). The crabs of this expedition were studied by Garth (1985, 1992). Other SIO expeditions brought a few additional Crustacea: the 1964 Carrousel II Expedition, with a crab described by Garth (1993); and the 1967 EASTROPAC Expeditions that collected plankton in the northwest of the area studied here, including the sergestids shrimps determined by Judkins (1978). Parts of the collections made during the SIO programs were deposited in the Allan Hancock Foundation (AHF) and were thereafter transferred to the Los Angeles County Museum (LACM).

In 1964-1965, Easter Island was visited by the Medical Expedition to Easter Island (METEI) with littoral collections made by I.E. Efford and J.A. Mathias. The Crustacea are deposited in AHF/LACM and RMNH museums, and were studied by Holthuis (1967, 1972), Garth (1973), Haig (1974), Kropp & Haig (1994), and Castro (1997). In 1969, J. Randall, ichthyologist at the Hawaiian Bishop Museum, collected a few coral-associated shrimps studied by Holthuis (1972).

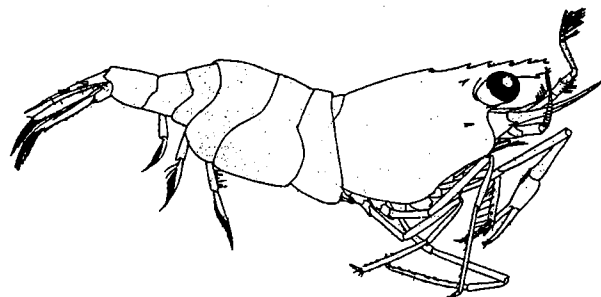
Several Chilean expeditions have also sampled the fauna of Easter Island and its surroundings. Seashore decapods were collected in 1972 during the Expedición de la Isla de Pascua (EIP), organized by the Instituto Central de Biología Universidad de Concepción. They were studied by Garth (1973) and Kropp & Haig (1994), and are deposited in the Universidad de Concepción. In 1985-1986, L.H. DiSalvo and colleagues made important collections while scuba diving between 15-60 m and also with a few baited traps at 100 m. It is not clear exactly where these collections are deposited but it seems that the Crustacea are distributed in several museums, including Chile Museo Nacional de Historia Natural de Santiago, RMNH, and AHF/LACM. These Crustacea were studied by Fransen (1987) and McLaughlin & Haig (1989), and a list of species that includes several new records was published by DiSalvo *et al.* (1998) with determinations made by Banner (Alpheidae), Fransen and Holthuis (Palaemonidae and Scyllaridae), Garth (Brachyura), Haig (Anomura), and Wicksten (Pandalidae). In 1995, the Programa Oceanopolítico Integrado (POI) of the Chilean Navy collected a few additional Crustacea studied by Castro (1997), Retamal (1999), and Retamal & Navarro (1996, 2001). In 1999, Easter Island and Sala y Gómez were once again visited by the R/V Vidal Gormaz during the CIMAR-5 Expedition. The Crustacea of this campaign were studied by Retamal (2001, 2002, in press), Retamal & Navarro (2001), Guzmán (2003), and Poupin *et al.* (2003). The CIMAR-5 collections are deposited in several institutions including Universidad de Concepción, Museo del Mar Iquique, and MNHN Paris. Few other sporadic Chilean visits have also been made at Easter

Island with specimens deposited in the crustacean collections of Concepción, Santiago, and Valparaíso (Reed, 1954; Saavedra, 1982; Báez & Ruiz, 1985).

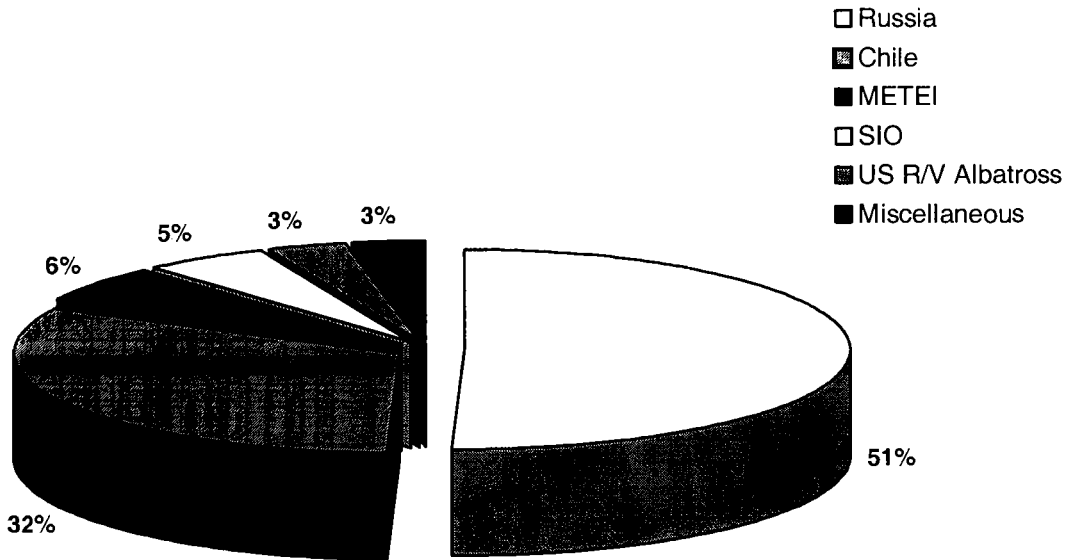
Russian vessels have collected intensely on the submarine ridges of Sala y Gómez and Nazca, except on the 200 nautical miles of the Chilean Economic Zone. They have operated trawls, traps, and dredges, mainly between 200-800 m. The most important crustacean collection is that of the R/V Professor Shtokman (1987), with additional collections of R/V Ikhtiandr (1979-1980), R/V Professor Mesyatzev (1983-1984), and R/V Torok (1990). These collections are deposited in the Moscow P.P. Shirshov Institute of Oceanology and the Zoological Museum of the Moscow State University. They were studied by Burukovsky (1986, 1990, 1992, 2000a, b), Galil (1993, 2000), Parin *et al.* (1997), Rudjakov *et al.* (1990), Vereshchaka (1990), Zarenkov (1990), and Zhadan (1997). The importance of the Russian campaigns, in terms of new records added to the area, is illustrated on Figure 2.

More recently, C. Boyko and colleagues have collected again some decapods at Easter Island during the 1998-1999 US National Park Service Expedition. Their collections are deposited in the American Museum of Natural History, New York. They were studied for the hermit crabs of the genus *Calcinus* (Poupin *et al.*, 2003) and their bopyrid parasites (Boyko & Williams, 2001) and there is a study in progress on the Brachyura, including earlier collections made by L.H. DiSalvo and colleagues and predetermined by J. Garth (C.B. Boyko, pers. com.).

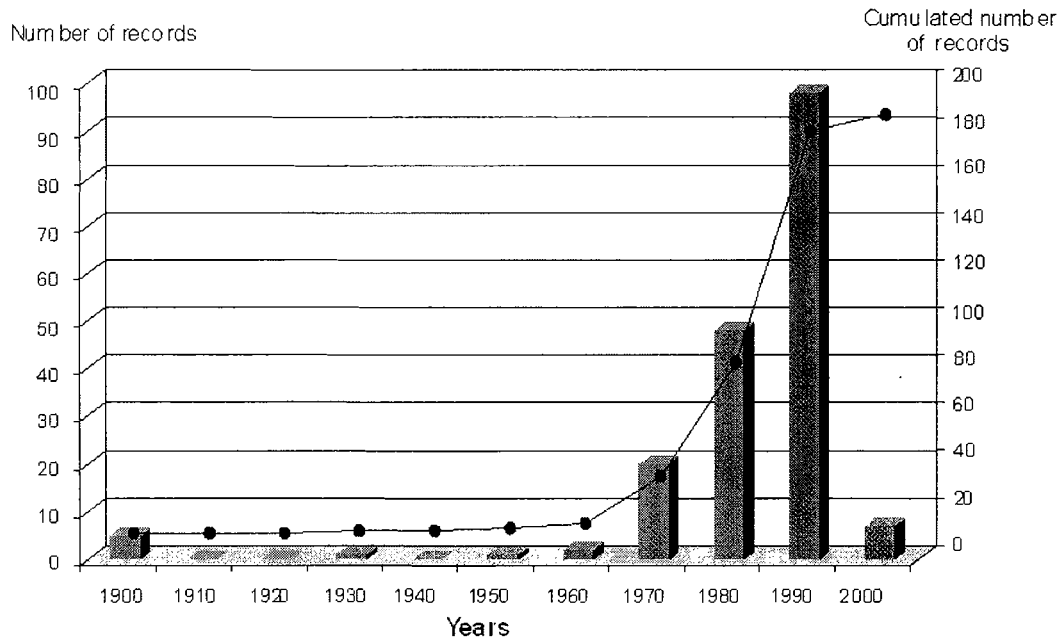
Figure 3 illustrates the increase in records of EIA Decapoda and Stomatopoda between 1900-2003, and reflects the history of the collections. Before 1970, less than 20 species of decapods and stomatopods were known from EIA. In the seventies and eighties, the number of species is increased significantly after the studies of Holthuis and Garth on the SIO and METEI collections. The number for the eighties is also influenced by the studies of Fransen and DiSalvo *et al* on the Chilean collections. In the nineties nearly 100 species are added to EIA fauna from the collections made by the Russian on the seamounts and studied by Burukovsky, Vereshchaka, Zarenkov, and Zhadan. From 2000 onward, a few new records come from the CIMAR-5 collections studied by Retamal and Guzmán.



*Palaemonella disalvoei* Fransen, 1987. Easter Island, in dead coral, 33-60 m (After Fransen, 1987: 512, Fig. 7)



**Figure 2.** Decapoda and Stomatopoda of Eia: percentage of new records by expeditions (see Methods for abbreviations).



**Figure 3.** Decapoda and Stomatopoda of Eia: number of new records and cumulated number of new records every 10 years, between 1900-2003.

## RESULTS

### Statistics on Taxa

One hundred eighty-eight taxa are recorded from EIA among which 165 are determined to species level. Caridea (33%) and Brachyura (31%) are the two main groups (Table 1) followed by Dendrobranchiata (16%) and Anomura (12%). Palinuridae account for only 4% of the species. Stomatopoda, Stenopodidea, and Thalassinidea are each represented by only two-to-three species. Twenty-three taxa are still undetermined to species level. These are listed in Appendix A: shrimps (Callinassidae, Crangonidae, Hippolytidae, Palaemonidae); anomuran crabs (Albuneidae, Galatheidae, Parapaguridae); and crabs (Atelicyclidae, Calappidae, Cryptochiridae, Dynomenidae, Hymenosomatidae, Latreilliidae, Majidae, Pinotheridae, Portunidae, Xanthidae).

### Ecology

The distribution of species according to depth range is presented in Figures 4 and 5. The larger groups are: shallow-water species, i.e. marine species collected from a few meters down to 100 m depth (75 species or 39%); deep species, i.e. benthic species collected on the seamounts, mainly between 150-800 m (59 species or 31%); and bathypelagic species, i.e. shrimps (Aristaeidae, Benthescymidae, Nematocarcinidae, Oplophoridae, Pasiphaeidae, Sergestidae, Solenoceridae) collected by pelagic trawl between 100-2000 m (45 species or 24%).

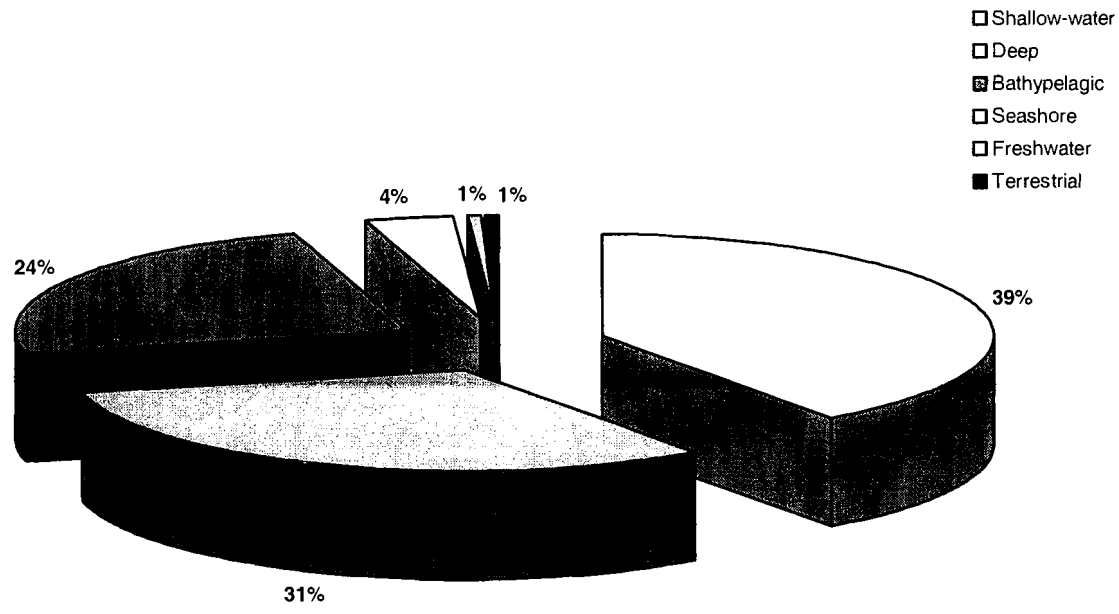
Terrestrial species and species living on the coastline are scarce. They include: one freshwater crab, *Ptychognathus easteranus*; one grapsid crab with terrestrial affinities, *Geograpsus crinipes*; and seven grapsid or plagusiid crabs that are typical of rocky coasts, *Cyclograpsus longipes*, *Leptograpsus variegatus*, *Pachygrapsus transversus*, *Percnon pascuensis*, *Plagusia chabrus*, *Plagusia dentipes*, and *Plagusia integripes*.

Probably because of limited coral biodiversity at Easter Island latitudes, there are only eight coral-associated species: four crabs of the genus *Trapezia* (*T. areolata*, *T. ferruginea*, *T. punctimanus*, and *T. tigrina*); and four alpheids or palaemonids shrimps (*Alpheus lottini*, *Discias pascuensis*, *Harpiliopsis beaupressii*, and *Palaemonella spinulata*).

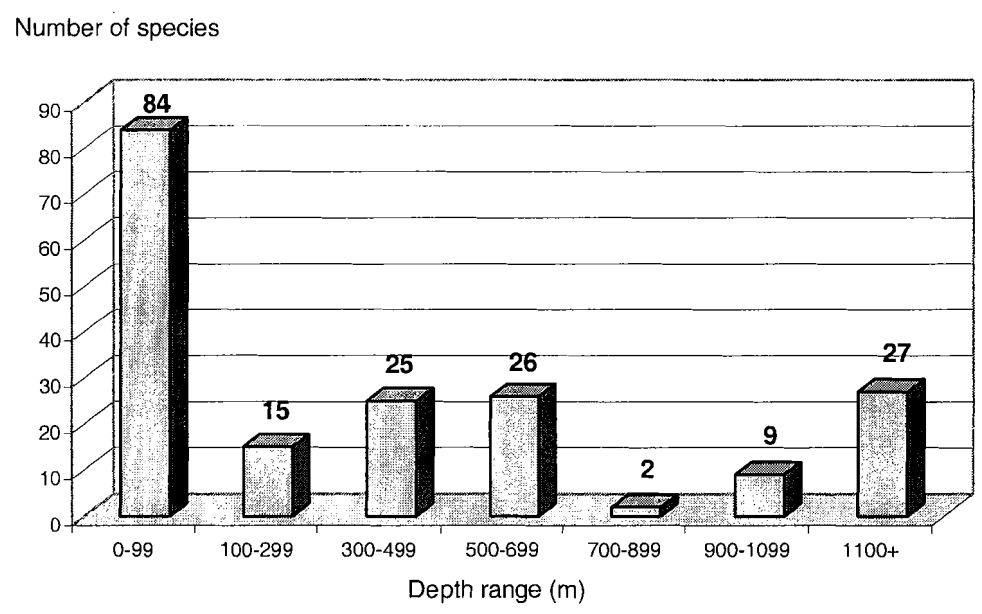
Species living in burrows, such as Stomatopoda or Thalassinidea, are poorly represented in this inventory, in part because of inadequate sampling techniques.

Table 1. Decapoda and Stomatopoda of Ela. Statistics on taxa expressed in number of species.

<b>Dendrobranchiata</b>	(16%)	<b>30</b>	<b>Anomura</b>	(12%)	<b>23</b>
Aristaeidae		7	Albuneidae		1
Benthescymidae		1	Diogenidae		3
Penaeidae		1	Galatheidae		3
Sergestidae		18	Paguridae		3
Sicyoniidae		1	Parapaguridae		11
Solenoceridae		2	Porcellanidae		2
<b>Stenopodidea</b>	(1%)	<b>2</b>	<b>Brachyura</b>	(31%)	<b>59</b>
Spongicolidae		1	Atelicyclidae		1
Stenopodidae		1	Calappidae		4
<b>Caridea</b>	(33%)	<b>62</b>	Carpiliidae		1
Alpheidae		13	Cryptochiridae		1
Crangonidae		4	Dromiidae		2
Disciadidae		1	Dynomenidae		1
Glyphocrangonidae		1	Geryonidae		1
Gnathophyllidae		1	Goneplacidae		1
Hippolytidae		4	Grapsidae		5
Nematocarcinidae		2	Homolidae		2
Oplophoridae		11	Hymenosomatidae		1
Palaemonidae		8	Latreilliidae		2
Pandalidae		9	Leucosiidae		2
Pasiphaeidae		5	Majidae		5
Processidae		1	Parthenopidae		4
Rhynchocinetidae		1	Pinnotheridae		1
Stylodactylidae		1	Plagusiidae		4
<b>Thalassinidea</b>	(1%)	<b>2</b>	Portunidae		4
Callianassidae		2	Trapeziidae		4
<b>Palinuridea</b>	(4%)	<b>7</b>	Xanthidae		13
Palinuridae		2	<b>Stomatopoda</b>	(2%)	<b>3</b>
Polychelidae		2	Odontodactylidae		1
Scyllaridae		3	Pseudosquillidae		2



**Figure 4.** Decapoda and Stomatopoda of Eia. Distribution of species according to depth range, expressed in percentage of total number of species (188). *Shallow-water*: species collected in a depth range of few meters to 100 m (39%). *Deep*: benthic species collected deeper than 100 m (31%). *Bathypelagic*: shrimps collected by trawl between 100-2000 m (24%). *Seashore*: grapsid and plagusiid crabs of the littoral (4%).



**Figure 5.** Decapoda and Stomatopoda of Eia. Number of species by depth range (1100+ = 1100 m and deeper).

## Biogeographic Study

In an attempt to identify the origin of EIA fauna, each species of this inventory has been assigned to one of the following groups, according to its geographic distribution: a) *Widely Distributed* for species distributed worldwide or occurring in Pacific and Atlantic Oceans or distributed from Indian Ocean to west American coasts; b) *Indo-West Pacific* for species distributed in the Indian Ocean and/or West and Central Pacific, but not reaching the American coasts; c) *East Pacific* for species known only on the west American coasts excluding those that occur in the East Pacific but have a wide geographic distribution (these are included in the *Widely Distributed* group); and d) *EIA local*, for species that are still known only from the area of study. Abundance of species within each group is given on Table 2 for 165 taxa determined to species level and the list of species for each group is given in Appendices B1-B4.

Table 2. Decapoda and Stomatopoda of EIA classified according to their geographic distribution (n is the number of the species)

	n	%
<i>Widely Distributed</i>	52	31.5%
<i>Indo-West Pacific</i>	65	39.4%
<i>East Pacific</i>	14	8.5%
<i>EIA Local</i>	34	20.6%
Total	165	100%

*Widely Distributed Species (Appendix B1)*. Out of the 52 species that have a wide distribution, 27 belong to bathypelagic taxa of the Aristaeidae, Oplophoridae, and Sergestidae, 14 are marine shallow-water species (0-100 m), mainly shrimps of the Alpheidae, Gnathophyllidae, Hippolytidae, Palaemonidae, and Stenopodidae, seven are deep species (200-1050 m) of the Pandalidae, Parapaguridae, and Polychelidae, and four are crabs that live along the coastline (*Leptograpsus variegatus*, *Pachygrapsus transversus*, *Plagusia chabrui*, and *Plagusia dentipes*).

*Indo-West Pacific Species (Appendix B2)*. The majority of the species, 39.4% or 65 species, are from the Indo-West Pacific, which confirms the basic IWP nature of EIA fauna. Among these 65 species, 19 are deep species, mainly of the Pandalidae and Parapaguridae, 35 are shallow-water species, mainly Alpheidae, Diogenidae, Palaemonidae, Porcellanidae, Trapeziidae, and Xanthidae, eight are bathypelagic shrimps (e.g. Sergestidae, Pasiphaeidae), and three are grapsids crabs with terrestrial affinities, *Ptychognathus*

*easteranus*, *Cyclograpsus longipes*, and *Geograpsus crinipes*. The Polynesian origin of this IWP group is attested by 74% of the species that are also recorded in French Polynesia (37 species) and/or Hawaii (33 species).

*East Pacific Species (Appendix B3)*. Twenty seven EIA species that occur on the American coasts are included in the *Widely Distributed Species* (see Appendix B1). They are species such as *Alpheus lottini*, *Carpilius convexus*, and *Trapezia ferruginea* that cannot be used to establish a true link between EIA and the eastern Pacific because of their wide distribution. On the contrary, the 14 species (8.5%) listed in Appendix B3 occur only in EIA and the Americas and are not known in any other places in the world. Therefore, they are more interesting for biogeographic consideration. Among them, seven are bathypelagic shrimps of the genera *Pasiphea* and *Sergestes* that reach as far as 110° W to the west. Because of their pelagic mode of life they are not a satisfactory proof of faunal affinities between EIA and the Americas. The six remaining species are benthic and more interesting in that respect. They are *Ageitomaia baeckstroemi*, *Chaceon chilensis*, *Galathea lenzi*, *Paromola rathbunae*, *Platymera gaudichaudii*, and *Projasus bahamondei*. *Ageitomaia baeckstroemi* and *Paromola rathbunae* are not true eastern Pacific taxa because they do not reach the Chilean coasts. In the east, their geographic distribution is limited to the Chilean oceanic islands of Desventuradas and/or Juan Fernández (see Fig. 1). *Chaceon chilensis*, *Platymera gaudichaudii*, and *Projasus bahamondei* reach the Chilean coasts and can be considered as a part of the deep benthic continental fauna that extends to the west as far as the Sala y Gómez and Nazca submarine ridges. *Galathea lenzi* appears to be the single shallow-water species that occurs both on Sala y Gómez Island and on the Chilean coast (Concepción and Valdivia in Retamal, 1981), therefore indicating a weak link between EIA and Chile.

As far as a boundary can be set up between IWP and EP provinces, it can be positioned around 83-84° W on the Sala y Gómez and Nazca seamounts according to the observation of Parin *et al.* (1997: 176) on two east Pacific species, the lobster *Projasus bahamondei* and the crab *Chaceon chilensis*. Obviously this limit is not strict, as *Chaceon chilensis*, for example, is reported as far as 89°11 W in the west by Zarenkov (1990; R/V Professor Shtokman stn CT 1976). However, if *Widely Distributed Species* are excluded, it clearly appears that most of the taxa recorded east of 84° W are EP (eight out of 12; see appendix B3) while only one is IWP (*Nematocarcinus gracilis*) and three are still only known from these seamounts. On the other hand, out of the 43 species captured on the seamounts at 84° W or westward (*Widely distributed Species* excluded) the majority are IWP (22), only three are EP (*Paromola rathbunae*, *Pasiphaea americana*, and *Sergestes extensus*), and 18 still are reported only from this area.



*EIa Local Species (Appendix B4).* Thirty-four species are still known only from EIa, which is a rate of endemism of 20.6%. However, as the IWP inventory is still far from being complete, especially for deep taxa, it is difficult to assess which of these 34 local species are true endemic species. In a rough approach, species collected at depth ranges difficult to sample can be excluded: four species collected at Easter Island between 40-100 m (La Pérouse Bay); and 21 species collected between 150-800 m on the seamounts of Sala y Gómez and Nazca. The nine remaining species, *Calcinus pascuensis*, *Discias pascuensis*, *Palaemonella disalvoi*, *Parribacus perlatus*, *Percnon pascuensis*, *Periclimenes rapanui*, *Plagusia integripes*, *Pylopaguropsis garciai*, and *Scyllarides roggeveeni* were collected between seashore to 40 m, i.e. a depth range that is rather well inventoried in the IWP. From that point of view, they represent potentially true endemic species to Easter and Sala y Gómez Islands, which makes a rate of endemism of 18% (nine species out of 50 determined to species level between 0-40 m).

Mironov (in Parin *et al.*, 1997: 221) has proposed the “Sala-y-Gómezan faunistic complex” for the submarine ridge situated between 83° W to 101° W, excluding Easter and Sala y Gómez Islands. This is based mainly on the echinoids and molluscan faunas. The Decapoda inventoried in this work between 83°-101° W include 18 local species out of 56 determined to species level. This makes a rate of endemism of 32% for this submarine ridge alone.

*Comparison with French Polynesian Islands.* Westward of EIa, French Polynesia is the closest place where the Decapoda and Stomatopoda are already inventoried (Poupin, 1996, 1998, Internet). The comparison between the two areas is presented in Table 3. At species level there is a 4.5-fold decrease in species level from French Polynesia (842 species) to EIa (188 species). Although this difference can be partly explained because of more explorations in French Polynesia, especially during the last 20 years (*cf.* Poupin, 1998: 43, fig. 9), it nevertheless clearly demonstrates the depauperate nature of EIa fauna. Freshwater taxa of the Atyidae (*Atyoida*, *Caridina*) and Palaemonidae (*Macrobrachium*, *Palaemon*), and semi-terrestrial taxa of the Coenobitidae (*Birgus*, *Coenobita*) and Gecarcinidae (*Cardisoma*, *Discoplax*, *Epigrapsus*), are totally absent from the place. The reduction is even more obvious for eight genera that can be considered as similarly inventoried in both areas with an average reduction factor of 5.7 (see Table 4).

Despite this decrease in biodiversity, the similarity between the two areas is nonetheless attested by a high number of shared taxa: 91% at family level; 65% at generic level; and 37% at species level (Table 3). Among the species in common between French Polynesia and EIa there are 33 shallow-water species, 18 deep species (100 m and below), seven bathypelagic species, and four semi-terrestrial species (crabs *Cyclograpsus longipes*, *Geograpsus crinipes*, *Leptograpsus variegatus*, and *Ptychognathus easteranus*). Eight species still are distributed only from French Polynesia to EIa: one freshwater crab

(*Ptychognathus easteranus*), one lobster (*Panulirus pascuensis*), two coral-associated crabs (*Trapezia areolata*, *Trapezia punctimanus*), and four deep species (*Paragiopagurus wallisi*, *Plesionika fenneri*, *Platepistoma balssii*, *Progeryon mararae*).

Table 3. Comparison of Decapoda and Stomatopoda fauna between French Polynesian Islands and EIa at family, generic and species levels. Data for French Polynesian Islands are from checklists by Poupin (1996, 1998) updated at <http://decapoda.free.fr> on January 2003. (\*Only 165 EIa taxa determined to species level are considered for calculation of this percentage).

	Family	Genus	Species
French Polynesia	86	347	842
Easter Island	54	118	188
Difference	-32	-229	-654
Shared Taxa	49	77	62
% of Shared Taxa	91%	65%	38%*

Table 4. Decrease in species number from French Polynesia to EIa for eight genera than can be considered as similarly inventoried in the two places. FR = Factor of Reduction from French Polynesia to EIa.

Group	Genus	French Polynesia	EIa	FR
Lobsters	<i>Panulirus</i>	6	1	6
	<i>Parribacus</i>	3	1	3
Shrimps	<i>Alpheus</i>	39	6	6,5
	<i>Plesionika</i>	22	6	3,7
Anomura	<i>Calcinus</i>	21	3	7
	<i>Petrolisthes</i>	12	1	12
Crabs	<i>Percnon</i>	4	1	4
	<i>Trapezia</i>	14	4	3,5
Mean FR				5,7

At least three species indicate the closest link between EIa and the south of French Polynesia between latitudes 20-30° S. They are the hermit crab *Calcinus imperialis*, the lobster *Panulirus pascuensis* and the crab *Leptograpsus variegatus* (Table 5). Two other species are potential indicators of such a link, the xanthid *Liomera laperousei*, possibly present at 28° S in French Polynesia (McDonald bank, in Laboute & Richer de Forges, 1986) and the grapsid *Pachygrapsus transversus*, perhaps present in Rapa (Poupin, field observation, November 2002, in study). Other EIa species that occur along the southern edge of tropical Pacific are the shrimp *Rhynchocinetes balssi* and the grapsid *Plagusia chabrus*. Because of their wide distribution (see Table 5) it is most probable that they also occur in the south of French Polynesia although not yet recorded from that place.

Table 5. ELa Decapoda that occur along the southern edge of tropical Pacific. Latitude ranges derived from distributions given in Griffin (1973), Holthuis (1972, 1991), Poupin (1996), and Poupin *et al.* (2003).

	Distribution	Latitude range
<i>Calcinus imperialis</i>	Easter Is., Tuamotu (Fangataufa), Kermadec Is., Norfolk Is., New Caledonia, Vanuatu.	14° - 34 ° S
<i>Leptograpsus variegatus</i>	South America from Peru to Chile, Juan Fernández, Easter Island, Rapa, New Zealand, Tasmania, Australia.	5° - 46 ° S
<i>Panulirus pascuensis</i>	Easter Island, Sala y Gómez, Pitcairn, Rapa	26° - 30 ° S
<i>Plagusia chabrus</i>	Chile (Taltal to Los Vilos), Desventuradas, Juan Fernández, Easter Island, New Zealand, Tasmania, South Africa (Cape of Good Hope)	25° - 40 ° S
<i>Rhynchocinetes balssi</i>	Juan Fernández, Easter Island, New Zealand, Norfolk Is., Lord Howe Is.	29° - 35 ° S

## CONCLUSION

In the present inventory, 188 taxa of the Decapoda and Stomatopoda have been recognized in ELa, 165 of which to species level. The local fauna still remains imperfectly known for several reasons. Firstly, a few old collections are still only partially identified (23 taxa remain undetermined at species level) and some contemporary collections, such as the Decapoda collected in 1998-1999 during the US National Park Service Expedition, are still unpublished. Secondly, the investigations in the depth range of 50-800 m appear very limited around Easter and Sala y Gómez Islands. They were made only during the 1958 SIO Downwind Expedition (La Pérouse Bay, dredge, 40-100 m) and the 1999 CIMAR-V Expedition (Sala y Gómez, trawl, around 100 m). The resulting gap in our knowledge can be perceived by comparison with the results obtained by the 1997 MUSORSTOM 9 Expedition to the Marquesas Islands in a depth range of 50-1000 m (Richer de Forges *et al.*, 1999). To date, partial results from this expedition indicate more than 100 records of Decapoda and Stomatopoda, of which 58 are new for the French Polynesian fauna (Poupin, unpublished data). Thirdly, imperfection in this inventory is due to potentially overlooked references as well as taxonomic status that remain unclear. In this work, for example, the opinion of Chan & Crosnier (1987) that *Plesionika alaini* (Burukovsky, 1992) is a junior synonym of *Plesionika williamsi* Forest, 1964 is adopted although R. Burukovsky (pers. com.) disagrees with that view.

However incomplete and imperfect as it may be, this inventory clearly confirmed the IWP nature of EIa. The majority of species (39.4%) are IWP, of which 74% are Polynesian. Some species indicate a link between EIa and the islands that lie along the southern edge of the tropical Pacific (e.g. Rapa, Kermadec, and Norfolk), an observation that is in agreement with the results obtained for the mollusks by Rehder (1980: 14, Fig. 6-9). The decrease in species diversity from west to east can be measured between French Polynesia and EIa. Overall, the number of species decreases by a factor of 4.6 and for eight genera that are well inventoried in both places there is a mean reduction factor of 5.7.

The boundary between IWP and EP regions is positioned around 83-84° W in agreement with the analysis of Parin *et al.* (1997) on the fauna of the Sala y Gómez and Nazca seamounts. Although this limit is not clear-cut, for example for species such as *Chaceon chilensis* or *Nematocarcinus gracilis*, it is clear that most of the Decapoda are EP east of this limit while they are IWP west of it.

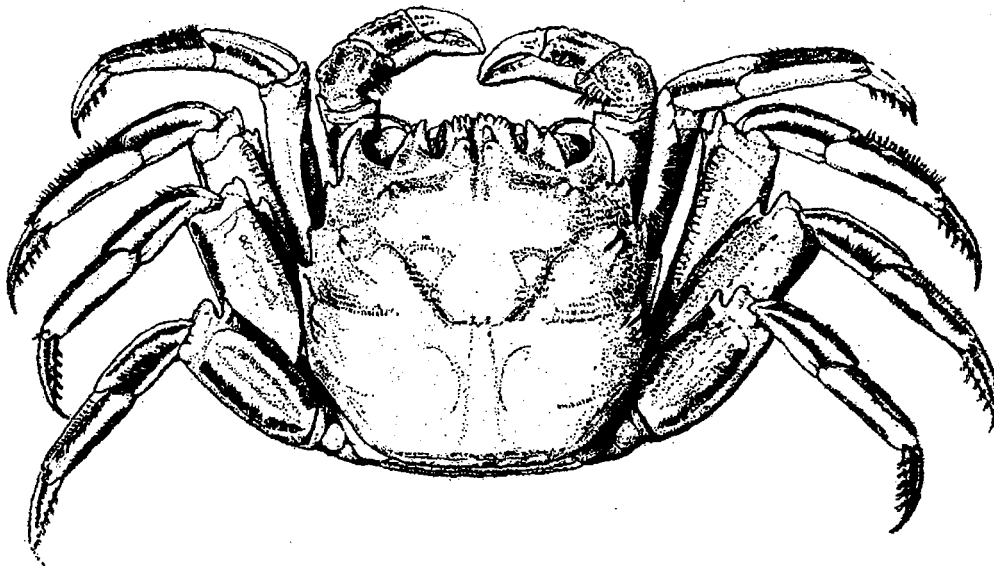
The rate of endemism of EIa still remains difficult to assess because of vagaries of collections and disparities observed within the area. Overall there are 34 EIa local species, i.e. a rate of endemism of 20.6%. If the depth range of 0-40 m is considered alone, because it is of easy access and therefore supposed to be better inventoried, then only 18% of the species are endemic. As this figure applies only for the species collected around Easter Island, it can be compared with some groups already studied there. The rate of endemism is 14% for the algae (Santelices & Abbott, 1987), 22% for the fishes (Randall, 1998), and up to 42% for the mollusks (Rehder, 1980). If the “Sala-y-Gómezián” area identified by Mironov & Detinova (1990) is considered alone (seamounts at 150-800 m, between 83°-101° W), the rate of endemism is 32%. In comparison, the rate of endemism for all the invertebrates collected on these seamounts (west of 83° W) is 51% (Parin *et al.*, 1997).

As the data presented in this inventory are stored in a database, a convenient means to correct and update this checklist in the future is to post it on the Internet. Similar Internet projects are already available for Australia (ABIF, Internet), French Polynesia (Poupin, Internet), Hawaii (Eldredge & DeFelice, Internet), Japan (Sakai, Internet), and Taiwan (Shih, Internet). Although unequal in their formats and contents, these websites appear as useful and promising tools for a better knowledge of the crustacean fauna in the Pacific area.

## ACKNOWLEDGMENTS

The depauperate nature of Easter Island fauna and the relatively scarce studies that have been published on the subject have facilitated the preparation of this list. However, I have called on the help of several colleagues to track some records from Easter Island, to verify their taxonomic status, to get reprints, to check the English writing, or to translate Russian texts. Their contributions have greatly helped this study and I am indebted to all

of them. By alphabetical order they are: Ahyong S. (Australian Museum, Sydney), Alvar P. (Institut de Recherche de l'Ecole Navale, Brest), Anker A. (MNHN, Paris), Baba, K. (Kumamoto University), Boyko C.B. (AMNH, New York), Burukovsky R. (Kaliningrad State Univeristy), Castro P. (California State Polytechnic University, Pomona), Chan, T.Y. (National Taiwan Ocean University, Keelung), Cleva R. (MNHN, Paris), Crosnier A. (MNHN, Paris), Day D. (Scripps Institution of Oceanography, San Diego), Galil B.S. (Israel Oceanographic and Limnological Research, Haifa), Guzmán G.L. (Universidad Arturo Prat, Iquique), Hayashi K.I. (National Fisheries University, Shimonoseki), Lemaitre R. (National Museum of Natural History, Washington, D. C.), McLay C.L. (University of Canterbury, Christchurch), Molodtsova T. (P.P. Shirshov Institute of Oceanology, Moscow), Ng P.K.L. (School of Biological Sciences, National University of Singapore), Retamal M.A. (Universidad de Concepción), P. Tanguy (Institut de Recherche de l'Ecole Navale, Brest), Udekem d'Acoz C. d' (University of Tromsø), and Vereshchaka A.L. (P.P. Shirshov Institute of Oceanology, Moscow).



*Plagusia integripes* Garth, 1973. Easter Island, shallow-water off Hanga Roa, female holotype (AHF 6511) (After Garth, 1973: 327, Fig. 1)

## LIST OF THE SPECIES

### CLASS MALACOSTRACA

#### SUBCLASS HOPLOCARIDA

#### ORDER STOMATOPODA

##### FAMILY ODONTODACTYLIDAE

*Odontodactylus hawaiiensis* Manning, 1967. - *Odontodactylus hawaiiensis*. - DiSalvo *et al.*, 1988: 458, tab. 4 (Easter Island; scuba dives 15-60 m; det. unknown; with this comment: "Fragments of a prey item, which was probably *Odontodactylus hawaiiensis*, were common in stomachs of the black jack *Caranx lugubris*"). - Retamal, 2002: 73, fig. 1 (Sala y Gómez, 117 m; det. S. Ah Yong).

##### FAMILY PSEUDOSQUILLIDAE

*Pseudosquillisma oculata* (Brullé, 1837). - *Pseudosquilla oculata*. - DiSalvo *et al.*, 1988: 458 (Easter Island; scuba dives 15-60 m; det. unknown). - *Pseudosquillisma oculata* - Manning, 1995: 110 (new comb.).

*Raoulserenea oxyrhyncha* (Borradaile, 1898). - *Pseudosquilla oxyrhyncha* - Gravier, 1936: 254 (Easter Island; with this comment: "Deux exemplaires ont été récoltés : l'un mâle, de 47 mm, environ de longueur, l'autre femelle, de 31 mm"). - *Raoulserenea oxyrhyncha* - Manning, 1995: 116 (new comb.). - REMARKS - Comment from Ah Yong (email, 02 Feb. 2001) "It (*Raoulserenea oxyrhyncha*) is very similar to *Pseudosquillisma oculata*, so the records of these species from Easter Island require verification. They could be either or even referable to two other species."

### SUBCLASS EUMALACOSTRACA

#### ORDER DECAPODA

#### SUBORDER DENDROBRANCHIATA

Mostly cosmopolitan bathypelagic or pelagic shrimps collected by trawl during cruises of R/V Professor Shtokman (Burukovsky, 1990; Parin *et al.*, 1997; Vereshchaka, 1990). Two species are still unrecorded outside EIA, *Metapenaeopsis stokmani* Burukovsky, 1990 and *Sicyonia nasica* Burukovsky, 1990.

##### FAMILY ARISTAEIDAE

*Aristaeomorpha foliacea* (Risso, 1827). - *Aristaeomorpha foliacea* - Burukovsky, 1990: 189 (Sala y Gómez and Nazca seamounts, 25°04' S / 97°26' W, 300-500 m). - Parin *et al.*, 1997: 162, tab. 3 (List).

*Bentheogennema pasithea* (De Man, 1907). - *Bentheogennema pasithea* - Vereshchaka, 1990: 130 (Sala y Gómez and Nazca seamounts, 21°41' S / 81°46' W, 960-2000 m).

*Gennadas barbari* Vereshchaka, 1990. - *Gennadas barbari* Vereshchaka, 1990: 131 (Sala y Gómez and Nazca seamounts, 22°06'-25°58' S / 81°19'-100°41' W, ?160-2280 m).

*Gennadas incertus* (Balss, 1927). - *Gennadas incertus* - Vereshchaka, 1990: 130 (Sala y Gómez and Nazca seamounts, 21°41'-22°06' S / 81°19'-81°46' W, ?230-2000 m).

*Gennadas propinquus* Rathbun, 1906. - *Gennadas propinquus* - Vereshchaka, 1990: 131 (Sala y Gómez and Nazca seamounts, 21°41'-22°06' S / 81°19'-81°46' W, ?230-2000 m).

*Gennadas scutatus* Bouvier, 1906. - *Gennadas scutatus* - Vereshchaka, 1990: 131 (Sala y Gómez and Nazca seamounts, 21°41'-22°06' S / 81°19'-81°46' W, ?230-2000 m).

**Gennadas tinayrei** **Bouvier, 1906.** - *Gennadas tinayrei* - Vereshchaka, 1990: 130 (Sala y Gómez and Nazca seamounts, 21°41'-25°40' S / 81°46'-88°31' W, 160-2100 m).

FAMILY BENTHESICYMIDAE

**Benthesicymus investigatoris** **Alcock & Anderson, 1899.** - *Benthesicymus investigatoris* - Burukovsky, 1990: 189 (Sala y Gómez and Nazca seamounts, 24°58'-25°33' S / 88°31'-99°35' W, ? 330-1500 m). - Parin *et al.*, 1997: 162, tab. 3 (List).

FAMILY PENAEIDAE

**Metapenaeopsis stokmani** **Burukovsky, 1990.** - *Metapenaeopsis stokmani* Burukovsky, 1990: 189 (Sala y Gómez and Nazca seamounts, 25°39' S / 85°24' W, 162-190 / 150-300 m). - Parin *et al.*, 1997: 162, tab. 3 (List).

FAMILY SICYONIIDAE

**Sicyonia nasica** **Burukovsky, 1990.** - *Sicyonia nasica* Burukovsky, 1990: 191 (Sala y Gómez and Nazca seamounts, 25°04'-25°54' S / 84°22'-86°17' W, 200-500 m, mainly 200/300 m). - Parin *et al.*, 1997: 163, tab. 3 (List). - Crosnier (in press).

FAMILY SOLENOCERIDAE

**Hadropenaeus lucasii** **(Bate, 1881).** - *Hadropenaeus lucasii* - Burukovsky, 1990: 188 (Sala y Gómez and Nazca seamounts, 25°04'-25°58' S / 85°07'-100°41' W, 162-590 m). - Parin *et al.*, 1997: 162, tab. 3 (List).

**Hymenopenaeus halli** **Bruce, 1966.** - *Hymenopenaeus halli* - Burukovsky, 1990: 188 (Sala y Gómez and Nazca seamounts, 25°07' S / 99°35' W, 330-800 m). - Parin *et al.*, 1997: 162, tab. 3 (List).

FAMILY SERGESTIDAE

**Sergestes atlanticus** **H. Milne Edwards, 1830.** - *Sergestes atlanticus* - Vereshchaka, 1990: 137 (Sala y Gómez and Nazca seamounts, 21°41'-25°40' S / 81°46'-99°35' W, 200-2500 m).

**Sergestes brevispinatus** **Judkins, 1978.** - *Sergestes brevispinatus* - Vereshchaka, 1990: 138 (Sala y Gómez and Nazca seamounts, 22°06'-25°58' S / 81°19'-100°41' W, 218-2280 m).

**Sergestes consobrinus** **Milne, 1968** - *Sergestes consobrinus* - Guzmán, 2003: 1036 (Easter Island, CIMAR-5, stn 35, 27°11'S, 109°15'W, Isaac-Kids midwater trawl, 450 m)

**Sergestes corniculum** **Krøyer, 1855.** - *Sergestes corniculum* - Vereshchaka, 1990: 137 (Sala y Gómez and Nazca seamounts, 25°40' S / 85°27' W, ?160-2000 m).

**Sergestes cornutus** **Krøyer, 1855.** - *Sergestes cornutus* - Vereshchaka, 1990: 137 (Sala y Gómez and Nazca seamounts, 25°04'-25°33' S / 89°12'-99°35' W, 218-1120 m).

**Sergestes extensus** **Hanamura, 1983.** - *Sergestes extensus* - Guzmán, 2003: 1036 (Sala y Gómez ridge to Easter Island, CIMAR-5, stn 11 to stn 27, 27°00'S - 79°08'W / 27°11'S - 103°15'W, Isaac-Kids midwater trawl, 450-500 m).

**Sergestes geminus** **Judkins, 1978.** - *Sergestes geminus* Judkins, 1978: 25 (eastern tropical Pacific, up to 10° S/110° W). -REMARK - Planktonic species included here although it is slightly out of the area studied. *Sergestes geminus* is a twin species of *S. orientalis*. *Sergestes orientalis* is widely distributed in the Indo-West Pacific but is not yet recorded from EIA.

**Sergestes gibbilobatus** **Judkins, 1978.** - *Sergestes gibbilobatus* Judkins, 1978: 25 (eastern tropical Pacific, up to 20° S/110° W, 780 km in the north of Easter Island). - Vereshchaka, 1990: 138 (Sala y Gómez and Nazca seamounts, 21°41'-24°58' S / 81°19'-88°31' W, 230-2000 m).

**Sergestes halia** **Faxon, 1893.** - *Sergestes halia* - Vereshchaka, 1990: 137 (Sala y Gómez and Nazca seamounts, 21°41'-25°58' S / 81°19'-100°41' W, 230-2280 m).

**Sergestes pectinatus** **Sund, 1920.** - *Sergestes pectinatus* - Guzmán, 2003: 1036 (Sala y Gómez ridge, CIMAR-5, stn 16 to 21, 27°00'S - 86°33'W / 26°09'S - 93°97'W, Isaac-Kids midwater trawl, 450-500 m).

**Sergestes pestifer** **Burkenroad, 1937.** - *Sergestes pestifer* - Vereshchaka, 1990: 137 (Sala y Gómez and Nazca seamounts, 21°41'-25°58' S / 81°19'-100°41' W, 230-2280 m). - Guzmán, 2003: 1037 (Sala y Gómez ridge, CIMAR-5, stn 11 to 27, 27°00'S - 79°08'W / 27°04'S - 103°07'W, Isaac-Kids midwater trawl, 475-500 m).

- Sergestes vigilax* Stimpson, 1860. - *Sergestes vigilax* - Vereshchaka, 1990: 137 (Sala y Gómez and Nazca seamounts, 24°58'-25°58' S / 85°27'-100°41' W, 160-2280 m).
- Sergia bigemnea* (Burkenroad, 1940). - *Sergia bigemnea* - Guzmán, 2003: 1038 (Sala y Gómez ridge, CIMAR-5, stn 18, 27°01'S, 89°34'W, Isaac-Kids midwater trawl, 500 m).
- Sergia gardineri* (Kemp, 1913). - *Sergia gardineri* - Vereshchaka, 2000: 102 (Geographic distribution and synonymy). - REMARKS - Presence of this species probable in EIa although it is not certain that specimens very actually captured in the area.
- Sergia laminata* (Burkenroad, 1940). - *Sergestes laminatus* - Vereshchaka, 1990: 138 (Sala y Gómez and Nazca seamounts, 21°41'-25°40' S / 81°19'-89°12' W, 160-2280 m). - *Sergia laminata*. - Vereshchaka, 2000: 95 (Geographic distribution and synonymy).
- Sergia potens* (Burkenroad, 1940). - '*Sergestes? potens*' - Vereshchaka, 1990: 138 (Sala y Gómez and Nazca seamounts, 21°41'-25°58' S / 81°19'-100°41' W, 230-2000 m). - *Sergestes robustus* Smith, 1882 - Vereshchaka, 1990: 138 (Sala y Gómez and Nazca seamounts, 22°06' S / 81°19' W, 230-2000 m) [Not *Sergia robusta* (Smith, 1882)]. - *Sergia potens* - Vereshchaka, 2000: 139 (Geographic distribution and synonymy). - REMARKS - Vereshchaka (2000: 157) has this comment under *Sergia robusta*: "The record - of *S. robustus* - by Vereshchaka, (1990) from the area of the Nazca and Sala-y-Gómez ridges is an error, as this species now appears to be one of those briefly described by Burkenroad (1940), being juveniles of *S. maxima* and *S. potens*."
- Sergia regalis* (Gordon, 1939). - *Sergia regalis* - Vereshchaka, 2000: 149 (Geographic distribution and synonymy). - REMARKS - No specimens of this species were actually captured in EIa but, according to the distribution figured by Vereshchaka (2000: 153, fig. 54), its occurrence in the area is probable.
- Sergia scintillans* (Burkenroad, 1940). - *Sergia scintillans* - Vereshchaka, 1990: 138 (Sala y Gómez and Nazca seamounts, 25°07'-25°58' S / 85°27'-99°35' W, 160-2000 m). - Vereshchaka, 2000: 164 (Geographic distribution and synonymy).

## SUBORDER PLEOCYEMATA

### INFRAORDER STENOPODIDEA

#### FAMILY SPONGICOLIDAE

- Spongiicola parvispina* Zarenkov, 1990. - *Spongiicola parvispina* Zarenkov, 1990: 218 (25°04' S - 97°26' W, 470-485 m). - Parin *et al.*, 1997: 162, tab. 3 (List).

#### FAMILY STENOPODIDAE

- Stenopus hispidus* (Olivier, 1811). - *Stenopus hispidus* - DiSalvo *et al.*, 1988: 458, 468, tab. 4 (Easter Island; scuba dives 15-60 m; det. Holthuis & Fransen).

### INFRAORDER CARIDEA

Sixty two shrimps, often common in the IWP. Only six species are still unrecorded outside EIa: three shallow-water species described by Fransen (1987) (*Discias pascuensis*, *Palaemonella disalvoii*, *Periclimenes rapanui*); and six deep species described by Burukovsky (1990) (*Alpheus romenskyi*, *Glyphocrangon wagini*, *Nematocarcinus pseudocursor*, *Pandalina nana*, *Pontophilus nikiforovi*, *Processa pygmaea*).

#### FAMILY PASIPHAEIDAE

- Pasiphaea americana* Faxon, 1893. - *Pasiphaea americana* - Burukovsky, 1990: 195 (Sala y Gómez and Nazca seamounts, 24°58' S / 88°31' W, 500-700 m). - Vereshchaka, 1990: 141 (Sala y Gómez and Nazca seamounts, 24°58'-25°33' S / 88°31'-89°12' W, 510-1500 m). - Parin *et al.*, 1997: 162, tab. 3 (List).
- Pasiphaea chacei* Yaldwyn, 1962. - *Pasiphaea chacei* - Vereshchaka, 1990: 140 (Sala y Gómez and Nazca seamounts, 21°41' S / 81°46' W, 960-2000 m).



*Pasiphaea cristata* Bate, 1888. - *Pasiphaea cristata* - Vereshchaka, 1990: 140 (Sala y Gómez and Nazca seamounts, 24°58'-25°58' S / 88°31'-100°41' W, 330-1800 m).

*Pasiphaea flagellata* Rathbun, 1906. - *Pasiphaea flagellata* - Burukovsky, 1990: 195 (Sala y Gómez and Nazca seamounts, 25°47' S - 86°17' W, 200-300 m). - Parin *et al.*, 1997: 162, tab. 3 (List).

*Pasiphaea kaiwiensis* Rathbun, 1906. - *Pasiphaea kaiwiensis* - Vereshchaka, 1990: 141 (Sala y Gómez and Nazca seamounts, 24°40' S / 85°28' W, 320-2000 m).

#### FAMILY OPLOPHORIDAE

*Acanthephyra cucullata* Faxon, 1893. - *Acanthephyra cucullata* - Vereshchaka, 1990: 139 (Sala y Gómez and Nazca seamounts, 21°41' S / 81°46' W, 960-2000 m).

*Acanthephyra curtirostris* Wood Mason, 1891. - *Acanthephyra curtirostris* - Vereshchaka, 1990: 139 (Sala y Gómez and Nazca seamounts, 21°41' S / 81°46' W, 960-2000 m).

*Acanthephyra eximia* Smith, 1884. - *Acanthephyra eximia* - Burukovsky, 1990: 194 (Sala y Gómez and Nazca seamounts, 24°58'-25°54' S / 84°22'-89°12' W, 500-800 m). - Parin *et al.*, 1997: 162, tab. 3 (List).

*Acanthephyra trispinosa* Kemp, 1939. - *Acanthephyra trispinosa* - Vereshchaka, 1990: 139 (Sala y Gómez and Nazca seamounts, 21°41'-25°40' S / 81°19'-86°34' W, 160-2280 m).

*Ephyrina ombango* Crosnier & Forest, 1973. - *Ephyrina ombango* - Vereshchaka, 1990: 139 (Sala y Gómez and Nazca seamounts, 21°41' S / 81°46' W, 960-2000 m).

*Meningodora mollis* Smith, 1882. - *Meningodora mollis* - Vereshchaka, 1990: 139 (Sala y Gómez and Nazca seamounts, 21°41' S / 81°46' W, 960-2000 m).

*Notostomus elegans* A. Milne Edwards, 1881. - *Notostomus elegans* - Vereshchaka, 1990: 140 (Sala y Gómez and Nazca seamounts, 21°41' S / 81°46' W, 960-2000 m).

*Oplophorus gracilirostris* A. Milne Edwards, 1881. - *Oplophorus gracilirostris* - Vereshchaka, 1990: 140 (Sala y Gómez and Nazca seamounts, 25°33'-25°58' S / 89°12'-100°41' W, 330-1800 m).

*Oplophorus spinosus* (Brullé, 1839). - *Oplophorus spinosus* - Burukovsky, 1990: 194 (Sala y Gómez and Nazca seamounts, 24°58' S / 88°31' W, 500-700 m). - Vereshchaka, 1990: 140 (Sala y Gómez and Nazca seamounts, 21°41'-25°58' S / 81°19'-100°41' W, 160-2280 m). - Parin *et al.*, 1997: 162, tab. 3 (List).

*Systellaspis cristata* (Faxon, 1893). - *Systellaspis cristata* - Vereshchaka, 1990: 140 (Sala y Gómez and Nazca seamounts, 21°41' S / 81°46' W, 960-2000 m).

*Systellaspis debilis* A. Milne Edwards, 1881. - *Systellaspis debilis* - Vereshchaka, 1990: 140 (Sala y Gómez and Nazca seamounts, 25°58' S / 100°41' W, 330-1800 m).

#### FAMILY DISCIADIDAE

*Discias pascuensis* Fransen, 1987. - *Discias pascuensis* Fransen, 1987: 501, fig. 1-3 (Tahai, west coast of Easter Island, 39 m, in dead coral, February 1986, cl. 1.06 mm). - DiSalvo *et al.*, 1988: 458, tab. 4 (Easter Island; scuba dives 15-60 m; det. Holthuis & Fransen).

#### FAMILY NEMATOCARCINIDAE

*Nematocarcinus gracilis* Bate, 1888. - *Nematocarcinus gracilis* - Burukovsky, 2000b: 1165 (Nazca ridge, 23.04.1987, 23°25' S, 83°19' W, 600-650 m; synonymy). - Burukovsky, 2001: 1305 (Distribution). - *Nematocarcinus undulatipes* - Burukovsky, 1990: 195 (Sala y Gómez and Nazca ridges). - Parin *et al.*, 1997: 162, tab. 3 (List) [Not *N. undulatipes* Bate, 1888, in part *cf.* Burukovsky, 2000b: 1165]. - REMARKS - The *Nematocarcinus* sp. recorded by Vereshchaka (1990: 141) from Sala y Gómez and Nazca seamounts are larvae almost impossible to identify to species level (A.L. Vereshchaka, pers. com.).

*Nematocarcinus pseudocursor* Burukovsky, 1990. - *Nematocarcinus pseudocursor* Burukovsky, 1990: 194 (Sala y Gómez and Nazca seamounts). - Parin *et al.*, 1997: 162, tab. 3 (List). - Burukovsky, 2000a: 901 (Nazca and Sala y Gómez, R/V Professor Shtokman 25°07' S - 99°27' W / 25°33' S - 89°11' W, 563-790 m; synonymy). - *Nematocarcinus undulatipes* - Burukovsky, 1990: 195 (Nazca and Sala y Gómez ridges). - Parin *et al.*, 1997: 162, tab. 3 (List) [Not *N. undulatipes* Bate, 1888, in part *cf.* Burukovsky, 2000a].

## FAMILY RHYNCOCINETIDAE

*Rhynchocinetes balssi* Gordon, 1936. - *Rhynchocinetes balssi* - Holthuis, 1972: 35 (Easter Island, Hanga Roa; bottom rock, coral and sand, 12 m). - DiSalvo *et al.*, 1988: 468, 469 (scuba dives, 15-60 m; with this comment: "Crevices at various depths between 10 and 50 m contained *Rhynchocinetes balssi*").

## FAMILY STYLODACTYLIDAE

*Stylodactylus pubescens* Burukovsky, 1990. - *Stylodactylus pubescens* Burukovsky, 1990: 198 (Sala y Gómez and Nazca seamounts, 25°04'-25°09' S - 96°18'-97°26' W, 545-800 m). - Parin *et al.*, 1997: 163, tab. 3 (List). - Cleva, 1997: 395 (Nazca and Sala y Gómez, 1 male cl. 9.5 mm, 1 ovigerous female, cl. 8.5 mm, leg. Burukovsky).

## FAMILY GNATHOPHYLLIDAE

*Gnathophyllum americanum* Guérin, 1857. - *Gnathophyllum americanum* - Fransen, 1987: 508, fig. 4 (Easter Island, Hanga Piku, in dead coral, in tide pool, 1987, 2 females cl. 3.3 mm). - DiSalvo *et al.*, 1988: 458, tab. 4 (Easter Island; scuba dives 15-60 m; det. Holthuis & Fransen).

## FAMILY PALAEMONIDAE

*Brachycarpus biunguiculatus* (Lucas, 1846). - *Brachycarpus biunguiculatus* - Holthuis, 1972: 33 (Easter Island, Hanga Roa; bottom rock, coral and sand, 12 m). - Fransen, 1987: 509, fig. 5 (Tahai, west coast of Easter Island, 39 m, in dead coral, February 1986, 1 female cl. 4.65 mm). - DiSalvo *et al.*, 1988: 458, tab. 4 (Easter Island; scuba dives 15-60 m; det. Holthuis & Fransen). - Udekem d'Acoz, 1999: 94 (Ecology, distribution).

*Harpiliopsis beaupresii* (Audouin, 1826). - *Harpiliopsis beaupresii* - Holthuis, 1972: 32 (Easter Island, Hanga-piko). - Fransen, 1987: 510, fig. 6 (Easter Island, in front of Hanga Piko, living in *Pocillopora damicornis*, 43 m, February 1986, 1 female cl. 2.0 mm). - DiSalvo *et al.*, 1988: 458, tab. 4 (Easter Island; scuba dives 15-60 m; det. Holthuis & Fransen). - Bruce, 1998: 38 (Key and distribution with mention of coral hosts genera: *Pocillopora*, *Seriatopora*, *Stylophora*, rarely *Acropora*).

*Leander sp. in Vereshchaka* (1990). - *Leander sp.* - Vereshchaka, 1990: 141 (Sala y Gómez and Nazca seamounts, 25°40' S / 85°27' W, 160-2000 m).

*Palaemonella disalvoi* Fransen, 1987. - *Palaemonella disalvoi* Fransen, 1987: 511, fig. 7-12 (Easter Island, Tahai, west coast, off Hanga Rao, Motu Tautara; dead coral, 33-60 m). - DiSalvo *et al.*, 1988: 458, tab. 4 (Easter Island; scuba dives 15-60 m; det. Holthuis & Fransen).

*Palaemonella spinulata* Yokoya, 1936. - *Palaemonella spinulata* - DiSalvo *et al.*, 1988: 458, tab. 4 (Easter Island; scuba dives 15-60 m; det. Holthuis & Fransen).

*Periclimenes alcocki* Kemp, 1922. - *Periclimenes alcocki* - Burukovsky, 1990: 197 (Sala y Gómez and Nazca seamounts, 25°04' S - 97°26' W, 200-500 m). - Parin *et al.*, 1997: 162, tab. 3 (List).

*Periclimenes rapanui* Fransen, 1987. - *Periclimenes rapanui* Fransen, 1987: 519, fig. 13-15 (Easter Island, Tahai, west coast, off Hanga Roa; dead coral, 30-39 m). - DiSalvo *et al.*, 1988: 458, tab. 4 (Easter Island; scuba dives 15-60 m; det. Holthuis & Fransen).

*Periclimenes sp. in Vereshchaka* 1990. - *Periclimenes sp.* - Vereshchaka, 1990: 141 (Sala y Gómez and Nazca seamounts, 25°04'-25°58' S / 97°26'-100°41' W, 218-1800 m).

## FAMILY ALPHEIDAE

*Alpheopsis equalis* Coutière, 1896. - *Alpheopsis equalis* - DiSalvo *et al.*, 1988: 458, tab. 4 (Easter Island; scuba dives 15-60 m; det. D. Banner).

*Alpheus collumianus* Stimpson, 1860. - *Alpheus collumianus* - DiSalvo *et al.*, 1988: 458 (Easter Island; scuba dives 15-60 m; det. D. Banner).

*Alpheus crockeri* (Amstrong, 1941). - *Alpheus crockeri* - DiSalvo *et al.*, 1988: 458, tab. 4 (Easter Island; scuba dives 15-60 m; det. D. Banner).

*Alpheus lanceostylus* Banner, 1959. - '*Alpheus lanceolatus* (Banner)' (sic) - DiSalvo *et al.*, 1988: 458, tab. 4 (Easter Island; scuba dives 15-60 m; det. D. Banner). - REMARKS - As *A. 'lanceolatus'* is not a valid species, this record must be *Alpheus lanceostylus* Banner, 1959 (A. Anker, pers. com.).

- Alpheus lottini* Guérin-Méneville, 1829. - *Alpheus lottini* - Fransen, 1987: 525 (Vaihu, Easter Island, 16 m, in dead coral, February 1986, 1 juvenile 1.90 mm). - DiSalvo *et al.*, 1988: 458, tab. 4 (Easter Island; scuba dives 15-60 m; det. D. Banner). - Retamal & Navarro, 2001: 215 (Easter Island, off Anakena Bay, in branches of coral *Pocillopora*; coll. M. Retamal, 1995 Chilean Navy POI Expedition).
- Alpheus pacificus* Dana, 1852. - *Alpheus pacificus* - DiSalvo *et al.*, 1988: 458, tab. 4 (Easter Island; scuba dives 15-60 m; det. D. Banner).
- Alpheus romenskyi* Burukovsky, 1990. - *Alpheus romenskyi* Burukovsky, 1990: 197 (Sala y Gómez and Nazca seamounts, 25°34' S / 89°04' W, 540-560 m). - Parin *et al.*, 1997: 162, tab. 3 (List).
- Athanas ? marshallensis* Chace, 1955. - '*Athanas nr. marshallensis*' (sic) - DiSalvo *et al.*, 1988: 458, tab. 4 (Easter Island; scuba dives 15-60 m; det. D. Banner).
- Metabateaeus minutus* (Witelegge, 1897). - *Metabateaeus minutus* - Saavedra *et al.*, 1996: 117 (Easter Island, Hanga Tee, 0.7 m).
- Metalpheus paragracilis* (Coutière, 1897). - *Metalpheus paragracilis* - DiSalvo *et al.*, 1988: 458, tab. 4 (Easter Island; scuba dives 15-60 m; det. D. Banner).
- Metalpheus rostratipes* (Pocock, 1890). - *Alpheus rostratipes* - DiSalvo *et al.*, 1988: 458, tab. 4 (Easter Island; scuba dives 15-60 m; det. D. Banner). - Banner & Banner, 1967: 268 (Synonymy and distribution). - *Metalpheus rostratipes* - Crosnier & Forest, 1966: 246 (Synonymy). - Wicksten & Hendrick, 1992: 5 (Distribution).
- Synalpheus ? paraneomeris* Coutière, 1905. - '*Synalpheus nr. paraneomeris*' (sic) - DiSalvo *et al.*, 1988: 458, tab. 4 (Easter Island; scuba dives 15-60 m; det. D. Banner).
- Synalpheus ? tumidomanus* (Paulson, 1875). - '*Synalpheus nr. tumidomanus*' (sic) - DiSalvo *et al.*, 1988: 458, tab. 4 (Easter Island; scuba dives 15-60 m; det. D. Banner). - REMARKS - This species includes three distinct sub-species among which *S. tumidomanus* sensu stricto is restricted to the Indo-Pacific (*cf.* Udekem d'Acoz, 1999: 106).

## FAMILY HIPPOLYTIDAE

- Hippolyte sp.* (in Fransen, 1987: 525). - *Hippolyte sp.* - Fransen, 1987: 525, fig. 16f (Vaihu, Easter Island, 16 m, in coral). - DiSalvo *et al.*, 1988: 458, tab. 4 (Easter Island; scuba dives 15-60 m; det. Holthuis & Fransen).
- Lysmata trisetacea* (Heller, 1861). - *Lysmata trisetacea* - Holthuis, 1972: 33 (Easter Island, Rano Raraku, Vaihu, Vinapu, Hanga Roa, bottom rock, coral and sand, 12 m).
- Thor amboinensis* (De Man, 1888). - *Thor amboinensis* - Fransen, 1987: 526, fig. 16a, b (Easter Island, off Hanga Roa, Motu Tautara, Tahai west coast, Motu Nui, 5-60 m, dead coral, February 1986). - DiSalvo *et al.*, 1988: 458, tab. 4 (Easter Island; scuba dives 15-60 m; det. Holthuis & Fransen).
- Thor spinosus* Boone, 1935. - *Thor spinosus* - Fransen, 1987: 528, fig. 16c, e (Easter Island, Tahai west coast, Motu Tautara, dead coral, 33-39 m). - DiSalvo *et al.*, 1988: 458, tab. 4 (Easter Island; scuba dives 15-60 m; det. Holthuis & Fransen).

## FAMILY PROCESSIDAE

- Processa pygmaea* Burukovsky, 1990. - *Processa pygmaea* Burukovsky, 1990: 191 (Sala y Gómez and Nazca seamounts, 25°04' S / 97°29' W, 267-280 / 200-500 m). - Parin *et al.*, 1997: 163, tab. 3 (List).

## FAMILY PANDALIDAE

- Heterocarpus laevigatus* Bate, 1888. - *Heterocarpus laevigatus* - Burukovsky, 1986: 62 (Sala y Gómez). - Crosnier, 1988: 75 (from Burukovsky record; Sala y Gómez at 26° S - 105° W). - Burukovsky, 1990: 199 (Sala y Gómez and Nazca seamounts, 23°26'-25°33' S - 83°20'-98°14' W, 300-800 m). - Parin *et al.*, 1997: 162, tab. 3 (List).
- Heterocarpus sibogae* De Man, 1917. - *Heterocarpus sibogae* - Burukovsky, 1990: 200 (Sala y Gómez and Nazca seamounts, 24°58'-25°58' S - 85°07'-100°41' W, 200-800 m). - Parin *et al.*, 1997: 162, tab. 3 (List).
- Pandalina nana* Burukovsky, 1990. - *Pandalina nana* Burukovsky, 1990: 201 (Sala y Gómez and Nazca seamounts, 23°26'-25°19' S - 83°20'-97°27' W, 200-700 m). - Parin *et al.*, 1997: 162, tab. 3 (List).

- Plesionika edwardsii* (Brandt, 1851). - *Plesionika (Plesionika) edwardsii* - DiSalvo *et al.*, 1988: 458, 469, tab. 4 (Easter Island, from traps baited and left at 100 m; det. M. Wicksten). - Burukovsky, 1990: 203 (Sala y Gómez and Nazca seamounts, 25°07'-25°58' S - 85°07'-99°35' W, 200-500 m). - Parin *et al.*, 1997: 162, tab. 3 (List).
- Plesionika ensis* A. Milne Edwards, 1881. - *Plesionika (Plesionika) ensis* - Burukovsky, 1990: 204 (Sala y Gómez and Nazca seamounts, 24°58'-25°33' S - 86°34'-97°26' W, 300-800 m). - Parin *et al.*, 1997: 162, tab. 3 (List). - REMARKS - *Plesionika ensis* and *P. reflexa* Chace, 1985 are twin species still not confidently separated; both species are known from the Polynesian Islands (*cf.* Chan & Crosnier, 1997: 194).
- Plesionika fenneri* Crosnier, 1986. - *Heterocarpus fenneri* - Burukovsky, 1990: 199 (Sala y Gómez and Nazca seamounts, 25°04'-25°33' S - 89°12'-97°26' W, 500-700 m). - Parin *et al.*, 1997: 162, tab. 3 (List). - *Plesionika fenneri* - Chan & Crosnier, 1997: 196 (Synonymy and distribution).
- Plesionika martia* (A. Milne Edwards, 1883). - *Plesionika (Plesionika) martia* - Burukovsky, 1990: 205 (Sala y Gómez and Nazca seamounts, 24°58'-25°07' S - 88°31'-99°35' W, 300-800 m). - Parin *et al.*, 1997: 162, tab. 3 (List).
- Plesionika ocellus* (Bate, 1888). - *Plesionika (Nothocaris) ocellus* - Burukovsky, 1990: 206 (Sala y Gómez and Nazca seamounts, 25°04' S - 97°26' W, 300-500 m). - Parin *et al.*, 1997: 162, tab. 3 (List).
- Plesionika williamsi* Forest, 1964. - *Plesionika (Plesionika) aff. williamsi* - Burukovsky, 1990: 206 (Sala y Gómez and Nazca seamounts, stn CT 1951, 25°38' S - 86°34' W, 400 m). - Parin *et al.*, 1997: 163, tab. 3 (List). - *Plesionika crosnieri* Burukovsky, 1992: 145 (same station than in Burukovsky, 1990, plus CPTM 8099 'Torok', 26-27 March 1990, 25°39' S - 86°51' W, 583-600 m; and 14-15 October 1989, 35°56' S - 100°41' W, 517-520 m). - *Plesionika alaini* Burukovsky, 1993: 18 (nom. nov. for *P. crosnieri* Burukovsky, 1992). - *Plesionika williamsi* - Chan & Crosnier, 1987: 209 (Synonymy and distribution). - REMARKS - The synonymy between *P. alaini* (Burukovsky, 1992) and *P. williamsi* Forest, 1964, proposed by Chan & Crosnier (1987), is adopted in this work. However, R. Burukovsky does not agree with that opinion and considers that the two species are distinct (*pers. com.*, January 23, 2003).

## FAMILY CRANGONIDAE

- Pontocaris rathbuni* (De Man, 1918). - *Pontocaris rathbuni* - Burukovsky, 1990: 209 (Sala y Gómez and Nazca seamounts, 25°04' S - 97°26' W, 300-500 m). - Parin *et al.*, 1997: 163, tab. 3 (List).
- Pontophilus gracilis junceus* Bate, 1888. - *Pontophilus gracilis junceus* - Burukovsky, 1990: 209 (Sala y Gómez and Nazca seamounts, 24°58'-25°07' S - 88°31'-99°35' W, 500-800 m). - Parin *et al.*, 1997: 163, tab. 3 (List).
- Pontophilus nikiforovi* Burukovsky, 1990. - *Pontophilus nikiforovi* Burukovsky, 1990: 209 (Sala y Gómez and Nazca seamounts, 25°03' S - 97°27' W, 150-300 m). - Parin *et al.*, 1997: 163, tab. 3 (List).
- Pontophilus? sp. in Vereshchaka* (1990). - ? *Pontophilus* sp. - Vereshchaka, 1990: 141 (Sala y Gómez and Nazca seamounts, 25°04' S / 97°26' W, 218-800 m).

## FAMILY GLYPHOCRANGONIDAE

- Glyphocrangon wagini* Burukovsky, 1990. - *Glyphocrangon wagini* Burukovsky, 1990: 206 (Sala y Gómez and Nazca seamounts, 24°56'-25°33' S - 88°31'-99°35' W, 500-700 m). - Parin *et al.*, 1997: 162, tab. 3 (List).

## INFRAORDER THALASSINIDEA

## FAMILY CALLIANASSIDAE

- Callianassa amboinensis* De Man, 1888. - '*Callianassa amboinensis* (DeMan)' (*sic.*) - DiSalvo *et al.*, 1988: 458, tab. 4 (Easter Island; scuba dives 15-60 m; det. Holthuis & Fransen).
- Callianassa sp. in Vereshchaka* (1990). - *Callianassa* sp. - Vereshchaka, 1990: 143 (Sala y Gómez and Nazca seamounts, 25°04' S / 97°26' W, 220-360 m).

## INFRAORDER PALINURA

Seven lobsters recorded in EIa: one WD (*Pentacheles laevis*); three IWP (*Arctides regalis*, *Panulirus pascuensis*, *Polycheles surdus*); one EP (*Projasus bahamondei*); and two still unrecorded outside EIa (*Parribacus perlatus* and *Scyllarides roggeveeni*);

## FAMILY POLYCHELIDAE

*Pentacheles laevis* Bate, 1878. - *Pentacheles laevis* - Galil, 2000: 301 (Nazca ridge, R/V Professor Mesyatsev, 1050 m).

*Polycheles surdus* Galil, 2000. - *Polycheles surdus* Galil, 2000: 347 (Nazca and Sala y Gómez, R/V Professor Mesyatsev and Professor Shtokman, 545-800 m). - ? Polychelidae sp. - Vereshchaka, 1990: 143 (Sala y Gómez and Nazca seamounts, coll. R/V Professor Shtokman).

## FAMILY PALINURIDAE

*Panulirus pascuensis* Reed, 1954. - *Panulirus pascuensis* Reed, 1954 (Easter Island). - Holthuis, 1972: 36 (Easter Island, Hanga Roa, 5 m). - Báez & Ruiz, 1985: 98 (Easter Island and Sala y Gómez; specimens in MNHNS Santiago, coll. 1960-1972). - DiSalvo *et al.*, 1988: 457 (Easter Island). - Holthuis, 1991: 150 (Distribution, including Pitcairn Island). - Poupin, 1996a: 5, 9, 81 (French Polynesia, Rapa Island).

*Projasus bahamondei* George, 1976. - *Projasus bahamondei* - Rudjakov *et al.*, 1990: 156 (Sala y Gómez and Nazca seamounts, 20°47'-21°25' S / 80°53'- 81°37' W, probably around 320 m). - Parin *et al.*, 1997: 146, 163 (List; with this comment p. 176: "East of 84° W the traps caught many spiny lobsters *Projasus bahamondei* and crabs *Chaceon chilensis*").

## FAMILY SCYLLARIDAE

*Arctides regalis* Holthuis, 1963. - *Arctides regalis* - DiSalvo *et al.*, 1988: 455, 458, tab. 4 (Easter Island; det. Holthuis). - Holthuis, 1991: 177 (Distribution, including Easter Island). - Retamal, 2000: 45 (Easter Island, CIMAR-5, Hotu Marotiri, 12 m).

*Parribacus perlatus* Holthuis, 1967. - *Parribacus perlatus* Holthuis, 1967: 305 (Easter Island, Anakena, La Pérouse bay; in sand among rock). - Holthuis, 1972: 44, pl. 1 (same specimens). - Báez & Ruiz, 1985: 99 (Easter Island; specimens in MNHNS Santiago, coll. 1976-1978). - DiSalvo *et al.*, 1988: 457 (Easter Island). - Holthuis, 1991: 214 (Distribution "So far only known from Easter Island").

*Scyllarides roggeveeni* Holthuis, 1967. - *Scyllarides roggeveeni* Holthuis, 1967: 306 (Easter Island, Hanga Pico, fish trap; with this comment: "The species is the closest to *Scyllarides astori* Holthuis from the Galapagos Island"). - Holthuis, 1972: 47, pl. 2 (same specimen). - Báez & Ruiz, 1985: 100 (Easter Island; specimens in MNHNS Santiago, coll. 1968). - Holthuis, 1991: 193 (Distribution with: "Only known from Easter Island"). - DiSalvo *et al.*, 1988: 457 (Easter Island).

## INFRAORDER ANOMURA

Most of the 23 anomura of this list are IWP. *Galathea lenzi* is the only EP species and possibly also *Oncopagurus* cf. *haigae* if this specimen is finally attributed to *haigae*. Five species are still unrecorded outside EIa (*Calcinus pascuensis*, *Oncopagurus mironovi*, *Oncopagurus stockmani*, *Porcellanopagurus foresti*, and *Pylopaguropsis garciai*).

## FAMILY GALATHEIDAE

*Galathea lenzi* Rathbun, 1907. - *Galathea lenzi* - Retamal, 1981: 22 (Distribution in Chili). - Retamal, in press (Sala y Gómez, CIMAR-5, stn 71, Agassiz trawl, 80 m, stn 71, 26°28'14 S, 105°20'39 W, small sp. 0.5 cm in length).

***Munida* sp. in Vereshchaka (1990).** - *Munida* sp. - Vereshchaka, 1990: 148 (Sala y Gómez and Nazca seamounts, 24°40'-25°58' S / 85°28'-100°41' W, 220-360 m).

***Phylladorhynchus integrirostris* (Dana, 1853).** - *Phylladorhynchus serrirostris*. - DiSalvo *et al.*, 1988: 458, tab. 4 (Easter Island; scuba dives 15-60 m; det. J. Haig). - *Phylladorhynchus integrirostris*. - Baba, 1991: 485 (Synonymy, distribution and references, and this remark under *Phylladorhynchus pusillus*, p. 487: "At the request of J. Haig I have examined 11 specimens from Easter Island in 40 m; they are referable to *P. integrirostris*"). - Synonym: *Phylladorhynchus serrirostris* (Melin, 1939).

#### FAMILY PORCELLANIDAE

***Petrolisthes coccineus* (Owen, 1839).** - *Petrolisthes coccineus* - Báez & Ruiz, 1985: 101 (Easter Island; specimens in MNHNS Santiago, coll. 1953).

***Petrolisthes extremus* Kropp & Haig, 1994.** - *Petrolisthes* sp. nov (?). - DiSalvo *et al.*, 1988: 458, tab. 4 (Easter Island; see Remarks). - *Petrolisthes extremus* Kropp & Haig, 1994: 313 (Easter Island: from starfish stomach, January 1965, coll. I. Efford & J. Mathias, LACM; Anakena 7-8 m, coll. I. Efford & J. Mathias, LACM/AHF, Motu Iti, rock 8 August 1972, coll. H.I. Moyano LACM/AHF). - REMARKS - *Petrolisthes* sp. nov in DiSalvo *et al.* (1988) was pre-identified by J. Haig. It can reasonably belong to *P. extremus*, although Kropp & Haig (1994) do not mention DiSalvo *et al.* collections

#### FAMILY ALBUNEIDAE

***Albuneidae* sp. det. N. Bahamonde.** - *Albuneidae* sp. (1) - DiSalvo *et al.*, 1988: 458, tab. 4 (Easter Island; scuba dives 15-60 m; det. N. Bahamonde; with this comment: "N. Bahamonde of the University of Chile, Santiago, is currently describing a new albuneid crab obtained at Anakena Beach"). - REMARKS - This species is still undescribed. Dr. N. Bahamonde (pers. com., April 2001) has this comment: "The *Albuneidae* from Easter Island is now in the Hydrobiological section, Chilean National History Museum, Santiago". According to Boyko (2002: 260) it could be *Albunea bulla* Boyko, 2002.

#### FAMILY DIOGENIDAE

***Calcinus imperialis* Whitelegge, 1901.** - *Calcinus imperialis* - DiSalvo *et al.*, 1988: 458 (Easter Island, scuba dives, 15-60 m; det. J. Haig). - Poupin *et al.*, 2003: 94 (Easter Island).

***Calcinus pascuensis* Haig, 1974.** - *Calcinus pascuensis* Haig, 1974: 27 (Easter Island; Hanga Roa, 1 male missing big left chela). - Báez & Ruiz, 1985: 100 (Easter Island; specimens in MNHNS Santiago, coll. 1978). - DiSalvo *et al.*, 1988: 458, 463 (Easter Island, inshore flats; det. J. Haig). - Poupin *et al.*, 2003: 92 (Easter Island; littoral to 23 m deep).

***Calcinus vachoni* Forest, 1958.** - *Calcinus vachoni* - Poupin *et al.*, 2003: 95 (Easter Island).

#### FAMILY PAGURIDAE

***Paguridae* spp. in Vereshchaka (1990).** - *Paguridae* larvae I-IV - Vereshchaka, 1990: 143-145 (Sala y Gómez and Nazca seamounts, 22°06'-25°04' S / 81°19'-97°26' W, 220-360 m).

***Porcellanopagurus foresti* Zarenkov, 1990.** - *Porcellanopagurus foresti* Zarenkov, 1990: 239 (Sala y Gómez and Nazca seamounts, 25°40' S / 85°27' W, 240-245 m). - Parin *et al.*, 1997: 163, tab. 3 (List). - Saint Laurent & McLaughlin, 2000: 117 (mention of Zarenkov species, but no specimen examined).

***Pylopaguropsis garciai* McLaughlin & Haig, 1989.** - *Pylopaguropsis* sp. nov. - DiSalvo *et al.*, 1988: 458, tab. 4 (Easter Island; det. J. Haig). - *Pylopaguropsis garciai* McLaughlin & Haig, 1989: 162, fig. 4c, 6c, 8d, 10c, 12c, 13k (Easter Island, off Hanga Roa, 1 male 4.9 mm, AHF, National Geographic Expedition, February 1985, 40 m, coll. H. Garcia.).

## FAMILY PARAPAGURIDAE

Almost of the Parapaguridae of list are from Zhadan (1997) the only exception being *Tylapsis anomala* in Lemaitre (1998). *Bivalvopagurus sinensis* (de Saint Laurent, 1972) is not included although it is mentioned by Parin *et al.* (163, 216 tab. 3) from a personal communication by Zhadan. However, as this species is not included in Zhadan (1997) it is probably a preliminary determination.

***Oncopagurus cf. haigae* (De Saint Laurent, 1972).** - *Oncopagurus cf. haigae* - Zhadan, 1997: 59 (Sala y Gómez and Nazca seamounts, R/V Professor Shtokman, stn 1957, 29/04/87, 24°56.5' S, 88°31.6' W, 570-575 m; with this comment: "If the assignment of our specimen to *O. haigae* proves to be correct, this would be the only eastern Pacific species of Parapaguridae found so far at the Nazca and Sala-y-Gomez ridges").

***Oncopagurus mironovi* Zhadan, 1997.** - *Oncopagurus mironovi* Zhadan, 1997: 59 (Sala y Gómez and Nazca seamounts, R/V Professor Shtokman, stn 1957, 29/04/87, 24°56.5' S, 88°31.6' W, 570-575 m; stn 1965(I) 30/04/87, 24°58.5' S, 88°29.3' W, 542-565 m; stn 1965(II), 30/04/87, 24°56.3' S, 88°32.6' W, 562-580 m; with this comment: "Lemaitre's 1996 specimens which he identified as *O. indicus* do differ from what we believe to be the true *O. indicus*. At the same time, his description is very similar to that of *O. mironovi*").

***Oncopagurus sp. A in Zhadan, 1997.*** - *Oncopagurus sp. A.* - Zhadan, 1997: 67 (Sala y Gómez and Nazca seamounts, R/V Professor Shtokman, 25°05.7'-25°59.8' S, 99°27.7'-100°40.0' W, 330-750 m; with this comment: "This species closely resembles *O. tuamotu* (Lemaitre, 1994) and *O. cidaris* Lemaitre, 1996 and is in fact something intermediate between these species").

***Oncopagurus stockmani* Zhadan, 1997.** - *Parapagurus dimorphus* - Zarenkov, 1990: 238 (Sala y Gómez and Nazca seamounts, 22°06' S / 81°19' W, 240-245 m) [Not *Sympagurus dimorphus* (Studer, 1883), *cf.* Zhadan, 1997]. - *Sympagurus africanus subsp. nov.* - Parin *et al.*, 1997: 163 (List) [Not *Oncopagurus africanus* (De Saint Laurent, 1972), *cf.* Zhadan, 1997]. - *Oncopagurus stockmani* Zhadan, 1997: 65 (Sala y Gómez and Nazca seamounts, 20°46.8'-25°53.0' S, 80°52.2'-85°07.0' W, 227-350 m; synonymy).

***Paragiopagurus boletifer* (de Saint Laurent, 1972).** - *Parapagurus sculptochela* Zarenkov, 1990: 237 (Sala y Gómez and Nazca seamounts, 25°04'-25°40' S / 85°27'-97°26' W, 218-400 m). - *Paragiopagurus boletifer* - Zhadan, 1997: 69 (Sala y Gómez and Nazca seamounts, R/V Professor Mesyatzev (sp. ZMUM), and R/V Professor Shtokman, 25°02.6'-25°34.0' S, 85°27.0'-99°24.8' W, 230-410 m; synonymy and this comment: "Comparison of type material of *Parapagurus sculptochela* Zarenkov, 1990 with Lemaitre's 1994 definition of *P. boletifer* shows that *P. sculptochela* is a junior synonym of *P. boletifer*"). - *Sympagurus boletifer* - Parin *et al.*, 1997: 163, tab. 3 (List).

***Paragiopagurus ruticheles* (A. Milne Edwards, 1891).** - *Paragiopagurus ruticheles.* - Zhadan, 1997: 67 (Sala y Gómez and Nazca seamounts, R/V Professor Shtokman, 25°01.1'-25°59.8' S, 97°28.5'-100°40.0' W, 290-400 m). - *Sympagurus ruticheles* - Parin *et al.*, 1997: 163, tab. 3 (List).

***Paragiopagurus wallisi* (Lemaitre, 1994).** - *Paragiopagurus wallisi.* - Zhadan, 1997: 69 (Sala y Gómez and Nazca seamounts, R/V Professor Shtokman, 25°05.1' S, 97°27.9' W, 260-265 m). - *Sympagurus wallisi* - Parin *et al.*, 1997: 163, tab. 3 (List).

***Strobopagurus aff. gracilipes* (A. Milne Edwards, 1891).** - *Strobopagurus aff. gracilipes.* - Zhadan, 1997: 77 (Sala y Gómez and Nazca seamounts, R/V Professor Shtokman, 24°56.5'-25°33.6' S, 88°29.3'-99°27.7' W, 570-790 m).

***Sympagurus affinis* (Henderson, 1888).** - *Sympagurus affinis.* - Zhadan, 1997: 70 (Sala y Gómez and Nazca seamounts, R/V Professor Shtokman, 24°58.5'-25°33.6' S, 88°29.3'-90°19.0' W, 542-600 m, and R/V Professor Ikhtianr). - Parin *et al.*, 1997: 163, tab. 3 (List).

***Sympagurus dofleini* (Balss, 1912).** - *Parapagurus rectichela* Zarenkov, 1990: 235 (Sala y Gómez and Nazca seamounts, 24°58'-25°40' S / 86°34'-99°35' W, 330-565 m). - *Sympagurus rectichela* - Zhadan, 1997: 71 (R/V Professor Shtokman, and R/V Ikhtianr, Sala y Gómez and Nazca seamounts, 25°02.2'-27°07.2' S, 86°34.0'-99°46.7' W, 330-600 m). - Parin *et al.*, 1997: 163, tab. 3 (List). - Lemaitre, 2000: 211 (New Zealand). - *Sympagurus dofleini* - Lemaitre, 2003: in press (Synonymy).

*Tylaspis anomala* Henderson, 1885. - *Tylaspis anomala* - Lemaitre, 1998: 294, fig. 1, 2a, 3a, 4-7 (NE of Easter Island, R/V Albatross, stn 4701, 19°11' S, 102°24' W, 2265 fm - 4143 m - 26.XII.1904 with this comment: "the specimen from New Caledonia were each found carrying an unidentified anemone").

#### INFRAORDER BRACHYURA

Fifty-nine crabs listed from EIA including: seven WD species; 23 IWP species; four EP species (*Ageitomaia baeckstroemi*, *Chaceon chilensis*, *Paromola rathbunae*, *Platymera gaudichaudii*); 13 EIA local species (*Actaea allisoni*, *Cyrtomaia danieli*, *Ebalia sculpta*, *Forestia pascua*, *Garthambrus allisoni*, *Garthambrus mironovi*, *Heterocrypta epibranchialis*, *Homologenus orientalis*, *Liomera laperousei*, *Monodaeus pettersoni*, *Percnon pascuensis*, *Plagusia integripes*, *Randallia nana*); and 12 taxa still undetermined to species level.<sup>3</sup>

#### FAMILY DROMIIDAE

*Lauridromia dehaani* (Rathbun, 1923). - *Dromia dehaani* - Zarenkov, 1990: 224 (stn 1923, Sala y Gómez and Nazca seamounts, 25°40' S - 85°27' W, 162 m). - Parin *et al.*, 1997: 163, tab. 3 (List). - *Lauridromia dehaani* - McLay, 1993: 145 (new comb. and distribution of the genus, "Indian and Pacific Ocean").

*Lewindromia unidentata* (Rüppel, 1830). - *Dromidia unidentata unidentata* - Garth, 1973: 316 (Anakena, METEI, stn F85, 6-8 m; covered by a sponge *Hymeniacion*). - *Cryptodromiopsis unidentata* - McLay, 1993: 192, fig. 7a-k, 18a (new comb., synonymy and distribution). - *Lewindromia unidentata* - Guinot & Tavares, 2003: 74 (new genus). - Synonym - *Dromidia unidentata hawaiiensis* Edmonson, 1922.

#### FAMILY DYNOMENIDAE

**Dynomenidae sp. det. J.S. Garth.** - *Dynomenidae* sp. (1) - DiSalvo *et al.*, 1988: 458, tab. 4 (Easter Island, scuba dives, 15-60 m; det. J. Garth).

#### FAMILY HOMOLIDAE

*Homologenus orientalis* Zarenkov, 1990. - *Homologenus orientalis* Zarenkov, 1990: 225 (stn 1996, 2018; Sala y Gómez and Nazca seamounts, 25°07.9' S - 99°26.8' W, 730-800 m). - Guinot & Richer de Forges, 1995: 447 (examination of Zarenkov specimens). - Parin *et al.*, 1997: 163, tab. 3 (List).

*Paromola rathbunae* Porter, 1908. - *Paromola japonica* - Zarenkov, 1990: 225 (stn 1904; Sala y Gómez and Nazca seamounts, 25°19.9' S - 85°06.7' W, 280 m) [Not *P. japonica* Parisi, 1915, *cf.* Guinot & Richer de Forges, 1995]. - Parin *et al.*, 1997: 163, tab. 3 (List). - *Paromola rathbunae* - Guinot & Richer de Forges, 1995: 362 (re-determination of Zarenkov specimens, 1 ov. female 75.6x72 mm, ZMUM Ma 4042). - REMARKS - Guinot & Richer de Forges (1995: 364) have this comment: "L'appartenance de la *Paromola* présente dans cette zone (Nazca and Sala y Gómez) à l'espèce habitant Juan Fernandez plutôt qu'à l'espèce indo-ouest-pacifique *P. japonica*, constitue un cas supplémentaire de l'endémisme constaté pour de nombreux organismes de la faune de l'ensemble île de Pâques et îles Sala y Gómez".

#### FAMILY LATREILLIIDAE

*Latreillia metanese* Williams, 1982. - *Latreillia phalangium* - Zarenkov, 1990: 224 (Sala y Gómez and Nazca seamounts, 25°04'-25°40' S / 85°27'-97°26' W, 162-260 m). - Parin *et al.*, 1997: 163, tab. 3 (List) [Not *Eplumula phalangium* (de Haan, 1839), *cf.* Castro *et al.*, in press]. - *Latreillia metanese* - Castro *et al.*, in press (Sala y Gómez, R/V Professor Shtokman, stn 1924, Great Mounain, 25°34'-25°35' S / 85°27'-85°30' W, 24-245 m, 26.04.1987, 1 ov. female, ZMUM; Nazca ridge, Shoal Guyot, 25°44' S / 88°25' W, DW HO 73, 26.01.1958, 1 male USNM).

**Latreillidae sp. det. J.S. Garth.** - *Latreillidae* sp. (1) - DiSalvo *et al.*, 1988: 458, tab. 4 (Easter Island; scuba dives 15-60 m; det. J. Garth).

<sup>3</sup> One deep crab, not included in this list, has been collected near EIA, at the hydrothermal vent of the Easter Microplate (31°09' S, 111°56' W, 2335 m, *Alvin* dives 3337-3338, January 1999): *Allograea tomentosa* Guinot, Hurtado & Vrijenhoek, 2002.



## FAMILY CALAPPIDAE

**Calappidae sp. det. J.S. Garth.** - Calappidae sp. (1) - DiSalvo *et al.*, 1988: 458, tab. 4 (Easter Island; scuba dives 15-60 m; det. J. Garth).

***Mursia aspera* Alcock, 1899 ?** - *Mursia aspera* - Zarenkov, 1990: 220 (Sala y Gómez and Nazca seamounts, 22°06'-25°07' S / 81°19'-99°35' W, 162-350 m). - Parin *et al.*, 1997: 163, tab. 3 (List). - REMARKS - Galil (1993: 355) indicates: "Zarenkov's (1990) specimens differ from *M. aspera* in lacking prominent conii on carapace, external surface of chela and on upper margins of pereopoda meri". As this observation is based on Zarenkov's drawing only (B.S. Galil, pers. com.) the exact identity of Zarenkov's material remains an open question.

***Mursia hawaiiensis* Rathbun, 1893.** - *Mursia hawaiiensis* - Galil, 1993: 364 (R/V Professor Shtokman, cruise 18, stn 1920, 25°44.04' S, 85°24.93' W, 97-1252 m, coll. Zarenkov, with this indication "information possibly inaccurate").

***Platymera gaudichaudii* H. Milne Edwards, 1837.** - *Mursia gaudichaudii* - Zarenkov, 1990: 220 (Sala y Gómez and Nazca seamounts, 22°06' S / 81°19' W, 162-350 m). - Parin *et al.*, 1997: 163, tab. 3 (List). - *Platymera gaudichaudii* - Galil, 1993: 373 (Synonymy and distribution but without Zarenkov reference).

## FAMILY LEUCOSIIDAE

***Ebalia sculpta* Zarenkov, 1990.** - *Ebalia sculpta* Zarenkov, 1990: 223 (stn 1923, 1983, Sala y Gómez and Nazca seamounts, 25°04'-25°58' S / 97°26'-100°41' W, 162-350 m). - Parin *et al.*, 1997: 163, tab. 3 (List).

***Randallia nana* Zarenkov, 1990.** - *Randallia nana* Zarenkov, 1990: 220 (Sala y Gómez and Nazca seamounts, stn 1986, 1987, 2027, 2029, 25°04' S-97°26' W, 218-485 m). - Parin *et al.*, 1997: 163, tab. 3 (List).

## FAMILY MAJIDAE

***Ageitomaia baeckstroemi* (Bals, 1924).** - *Ageitomaia baeckstroemi* - Retamal, in press (Sala y Gómez, CIMAR-5, stn 75, Agassiz trawl, 85 m, 26°27'12 S, 105°22'01 W). - Griffin & Tranter, 1986: 201 (Systematic and distribution).

***Cyrtomaia danieli* Zarenkov, 1990.** - *Cyrtomaia danieli* Zarenkov, 1990: 230 (Sala y Gómez and Nazca seamounts, 24°58'-25°40' S / 86°34'-99°35' W, 350-800 m). - Parin *et al.*, 1997: 163, tab. 3 (List).

***Cyrtomaia platypes* Yokoya, 1933.** - *Cyrtomaia platypes* - Zarenkov, 1990: 232 (Sala y Gómez and Nazca seamounts, 25°04'-25°58' S / 97°26'-100°41' W, 350 m). - Parin *et al.*, 1997: 163, tab. 3 (List).

***Huenia pacifica* Miers, 1979.** - *Huenia pacifica* - Retamal, 2001: 211 (Sala y Gómez, CIMAR-5 cruise, stn 65, 105 m, stn 71, 80 m; det. M. Wicksten). - Retamal, in press (M. Retamal pers. com, February 2002: Decapods of CIMAR-5 cruise, that will be published in Ciencia y Tecnología del Mar). - Griffin & Tranter, 1986: 80 (Distribution).

**Majidae spp. (2) det. J.S. Garth.** - Majidae spp. (2). - DiSalvo *et al.*, 1988: 458, tab. 4 (Easter Island; scuba dives 15-60 m; det. J. Garth).

## FAMILY HYMENOSOMATIDAE

**Hymenosomatidae sp. det. J.S. Garth.** - Hymenosomatidae sp. (1). - DiSalvo *et al.*, 1988: 458, tab. 4 (Easter Island; scuba dives 15-60 m; det. J. Garth).

## FAMILY PARTHENOPIDAE

***Daldorfia horrida* (Linné, 1758).** - *Daldorfia horrida* - Garth, 1985: 2 (Easter Island, La Pérouse Bay, 40-100 m). - DiSalvo *et al.*, 1988: 458, 469 (Easter Island, 55 m).

***Garthambrus allisoni* (Garth, 1993).** - *Parthenope (Platylambrus) allisoni* Garth, 1993: 790, fig. 5 (Sala y Gómez seamount, fracture zone, 25°03' S, 97°29' W, 591 m, Carrousel Expedition, dredge 5, stn 19, 591 m, SIO Scripps Institution of Oceanography, 64-527, August 1, 1964). - *Garthambrus allisoni* - Ng, 1996: 157 (new comb.).

***Garthambrus mironovi* (Zarenkov, 1990).** - *Asterolambrus mironovi* Zarenkov, 1990: 233, fig. 11 (Sala y Gómez and Nazca seamounts, stn 1921, 1924, 1992, 1996, 2038, 2029, 25°04'-25°40'S / 85°27'-99°35'W, 162-800 m). - *Parthenope (Platylambrus) mironovi* - Garth, 1993: 792 (Shoal Guyot, rock dredge, SIO Downwind Expedition, 25°44' S, 85°25' W, 228 m; R/V P. Shtokman, Ichthyologists' seamount, 240-400 m, 25°03.1' S, 97°29.1' W). - Parin *et al.*, 1997: 163, tab. 3 (List). - *Garthambrus mironovi*. - Ng 1996: 158 (new comb.'').

***Heterocrypta epibranchialis* Zarenkov, 1990.** - *Heterocrypta epibranchialis* Zarenkov, 1990: 232 (Sala y Gómez and Nazca seamounts, 25°11'-25°58' S / 100°39'-100°41' W, 290-350 m). - Parin *et al.*, 1997: 163, tab. 3 (List).

#### FAMILY ATELICYCLIDAE

***Atelicyclidae sp. det. J.S. Garth.*** - *Atelicyclidae sp.* (1) - DiSalvo *et al.*, 1988: 458, tab. 4 (Easter Island; scuba dives 15-60 m; det. J. Garth).

#### FAMILY GERYONIDAE

***Chaceon chilensis* Chirino-Gálvez & Manning, 1989.** - *Chaceon chilensis* - Zarenkov, 1990: 228 (Sala y Gómez and Nazca seamounts, stn 1847, 1867, 1904, 1976, 21°25'-25°33' S / 81°19'-89°12' W, 280-440 m). - Parin *et al.*, 1997: 163, tab. 3 (List; with this comment, p. 176: "East of 84° W the traps caught many spiny lobsters *Projasus bahamondei* and crabs *Chaceon chilensis*").

#### FAMILY PORTUNIDAE

***Ovalipes trimaculatus* (De Haan, 1833).** - *Ovalipes trimaculatus* - DiSalvo *et al.*, 1988: 466, tab. 4 (Easter Island; scuba dives, 15-60 m; det. J. Garth).

***Portunidae spp. (7) det. J.S. Garth.*** - *Portunidae spp.* (7) - DiSalvo *et al.*, 1988: 458, tab. 4 (Easter Island; scuba dives, 15-60 m; det. J. Garth).

***Thalamita aff. dakini* Montgomery, 1931.** - *Thalamita sp.* - Retamal, 1999: 7 (Sala y Gómez; coll. M. Retamal, 1995 Chilean Navy POI Expedition). - REMARKS - This pers. com. from M.A. Retamal (email, February 2002): "In 1995, I collected one specimen in Sala y Gómez, identified as *Thalamita sp.* [cf. Retamal, 1999] but in 2000, another 5 were identified and I assume are *T. medipacifica* Edmonson". As *Thalamita medipacifica* Edmonson is a junior synonym of *T. dakini* Montgomery (see Crosnier, 2002: 419, 444), the *Thalamita sp.* of Retamal (1999) is placed here under *T. aff. dakini*.

***Portunus pubescens* (Dana, 1852).** - *Portunus pubescens* - Garth, 1973: 316 (Easter Island, Hanga-Roa, 1 female). - Báez & Ruiz, 1985: 102 (Easter Island; specimens in MNHNS Santiago, coll. 1960-1978).

#### FAMILY CARPILIIDAE

***Carpilius convexus* (Forskål, 1775).** - *Carpilius convexus* - Garth, 1973: 317 (Anakena, 1 m). - Báez & Ruiz, 1985: 103 (Easter Island; specimens in MNHNS Santiago, coll. 1953-1976). - DiSalvo *et al.*, 1988: 457, 467, 470 (Easter Island).

#### FAMILY GONEPLACIDAE

***Progeryon mararae* Guinot & Richer de Forges, 1981.** - *Progeryon mararae* - Zarenkov, 1990: 228 (Sala y Gómez and Nazca seamounts, stn 1990, 25°04' S / 97°26' W, 390 m). - Parin *et al.*, 1997: 163, tab. 3 (List).

#### FAMILY TRAPEZIIDAE

***Trapezia areolata* Dana, 1852.** - *Trapezia areolata* - Garth, 1973: 320 (Easter Island, Hanga Piko, scuba diving, coral reef, 8-10 m). - Castro, 1997: 116 (Easter Island, Anakena Bay, 9.09.1995, coll. M. Retamal, 1995 Chilean Navy POI Expedition).

***Trapezia ferruginea* Latreille, 1828 ?** - *Trapezia ferruginea* - ?Garth, 1985: 11 (Easter Island, La Pérouse Bay, 40-100 m, 1 male lacking right cheliped and all legs but one). - Báez & Ruiz, 1985: 103 (Easter Island, one specimen deposited in MNHNS Santiago, coll. 1984). - REMARKS - Specimen from La Pérouse Bay, in Garth (1985), probably lost (pers. com. P. Castro). Other specimens attributed to *T. ferruginea* by Garth (1973: 322) belong in fact to *T. punctimanus* Odinetz (cf. Castro, 1997: 127).

- Trapezia punctimanus* Odinetz, 1984.** - *Trapezia cymodoce ferruginea* - Rathbun, 1907: 58 (Easter Island) [Not *T. cymodoce* (Herbst) or *T. ferruginea* Latreille; cf. Castro, 1997]. - *Trapezia cymodoce* - Garth, 1973: 320 (Hanga Piko) [Not *T. cymodoce* (Herbst, 1801); cf. Castro, 1997]. - *Trapezia ferruginea* - Garth, 1973: 322 (Easter Island, specimen from stomach of large starfish) [Not *T. ferruginea* Latreille, 1828; cf. Castro, 1997]. - *Trapezia punctimanus* - Castro, 1997: 126 (Easter Island, Anakena Bay, 9.09.1995, coll. M. Retamal, 1995 Chilean Navy POI Expedition; plus specimens attributed to *T. cymodoce ferruginea*, by Rathbun, 1907, and to *T. cymodoce* and *T. ferruginea*, by Garth, 1973).
- Trapezia tigrina* Eydoux & Souleyet, 1842.** - *Trapezia danai* Ward (sic) - Garth, 1973: 321 (Easter Island, scuba diving, 8-10 m). - Castro, 1997: 130 (Synonymy: *Trapezia danae* Ward, 1939 = *Trapezia tigrina* Eydoux & Souleyet, 1842).

## FAMILY XANTHIDAE

- Actaea allisoni* Garth, 1985.** - *Actaea allisoni* Garth, 1985: 4 (Easter Island, La Pérouse Bay, 40-100 m).
- Banareia parvula* (Krauss, 1843).** - *Actaea parvula* - Garth, 1973: 318 (Anakena Bay). - *Banareia parvula* - Serène, 1984: 42 (Distribution).
- Chlorodiella cytherea* (Dana, 1852).** - *Chlorodiella cytherea* - Garth, 1973: 320 (Easter Island, Hanga Piko, Anakena Bay).
- Etisus electra* (Herbst, 1801).** - *Etisus electra* - Garth, 1973: 320 (Easter Island, Anakena Bay).
- Forestia pascua* Garth, 1985.** - *Forestia pascua* Garth, 1985: 3, fig. 1-5 (Easter Island, La Pérouse Bay, 40-100 m).
- Liomera laperousei* Garth, 1985.** - *Liomera laperousei* Garth, 1985: 7, fig. 11-16 (Easter Island, La Pérouse Bay, 40-100 m).
- Liomera monticulosa* (A. Milne Edwards, 1873).** - *Liomera monticulosa* - Garth, 1985: 6 (Easter Island, La Pérouse Bay, 40-100 m).
- Liomera rugata* (A. Milne Edwards, 1834).** - *Liomera rugata* - Garth, 1973: 318 (Hotu Iti). - Báez & Ruiz, 1985: 103 (Easter Island, specimens in MNHNS Santiago, coll. 1953-1960).
- Lophozozymus dodone* (Herbst, 1801).** - *Lophozozymus dodone* - Garth, 1973: 319 (Easter Island, Anakena Bay).
- Monodaeus pettersoni* Garth, 1985.** - *Monodaeus pettersoni* Garth, 1985: 9, fig. 17-22 (Easter Island, La Pérouse Bay, 40-100 m).
- Platelistoma balssii* (Zarenkov, 1990).** - *Cancer balssii* Zarenkov, 1990: 228 (Sala y Gómez and Nazca seamounts, 25°04' S / 97°26' W, 295-350 m). - Parin *et al.*, 1997: 163, tab. 3 (List). - *Platelistoma balssii* - Davie, 1991: 503 (new comb.).
- Pseudoliomera remota* (Rathbun, 1907).** - *Actaea remota* Rathbun, 1907: 43, pl. 1 fig. 9, pl. 7 fig. 1 (Easter Island, shore). - *Pseudoliomera remota* - Garth, 1973: 318 (Rathbun' specimens). - Serène, 1984: 102 (Synonymy).
- Xanthidae spp. (8) det. J.S. Garth.** - Xanthidae spp. (8) - DiSalvo *et al.*, 1988: 458, tab. 4 (Easter Island; scuba dives 15-60 m; det. J. Garth).

## FAMILY CRYPTOCHIRIDAE

- Cryptochiridae spp. (2) det. J.S. Garth.** - Hapalocarcinidae spp. (2) - DiSalvo *et al.*, 1988: 458, tab. 4 (Easter Island, scuba dives, 15-60 m; det. J. Garth). - REMARKS - Cryptochiridae is a replacement name for Hapalocarcinidae (see Martin & Davis, 2001: 55).

## FAMILY PINNOTHERIDAE

- Pinnotheridae sp. nov. det. J.S. Garth.** - Pinnotheridae sp. nov. (1) - DiSalvo *et al.*, 1988: 458, tab. 4 (Easter Island; scuba dives, 15-60 m; det. J. Garth).

## FAMILY GRAPSIDAE

- Cyclograpsus longipes* Stimpson, 1858.** - *Cyclograpsus longipes* - Garth, 1973: 325 (Easter Island, Vaihu). - Báez & Ruiz, 1985: 106 (Easter Island, specimens in MNHNS Santiago).

*Geograpsus crinipes* (Dana, 1851). - *Geograpsus crinipes* - Garth, 1973: 323 (Easter Island, Poike in an altitude of 250 m; Tahai).

*Leptograpsus variegatus* (Fabricius, 1793). - *Leptograpsus variegatus* - Rathbun, 1907: 29 (Easter Island, La Pérouse Bay). - Garth, 1973: 323 (Easter Island, Hanga Roa, and sp. examined by Rathbun). - Báez & Ruiz, 1985: 104 (Easter Island, specimens in MNHNS Santiago, coll. 1953-1983). - Retamal & Navarro, 1996: 53 (Sala y Gómez, littoral, coll. M. Retamal, 1995 Chilean Navy POI Expedition).

*Pachygrapsus transversus* (Gibbes, 1850). - *Pachygrapsus transversus* - Rathbun, 1907: 29 (Easter Island, shore). - Garth, 1973: 324 (same sp. than Rathbun, and new spp. from Hanga Piko; with this comment: "Since Indo-West Pacific species of *Pachygrapsus*, *P. planifrons* De Man and *P. minutus* A. Milne Edwards, were encountered by the Scripps International Geophysical Year, IGY Expedition at Clipperton Island (Garth, 1965), it is with interest that the writer verified from freshly collected METEI material the Easter Island record (Rathbun, 1907)"). - Báez & Ruiz, 1985: 105 (Easter Island; specimens in MNHNS Santiago, coll. 1953-1968).

*Ptychognathus easteranus* Rathbun, 1907. - *Ptychognathus easteranus* Rathbun, 1907: 31 (Easter Island, shore). - Garth, 1973: 325 (Rathbun's specimens, plus new sp. at Hanga Piko).


#### FAMILY PLAGUSIIDAE

*Percnon pascuensis* Retamal, 2002. - *Percnon pascuensis* Retamal, 2002: 63, fig. 1 (Vinapu and Anakena, Easter Island, littoral, 1999 CIMAR-5 Expedition).

*Plagusia chabrus* (Linnaeus, 1758). - *Plagusia chabrus* - Báez & Ruiz, 1985: 106 (Easter Island, specimens in MNHNS Santiago, coll. 1953-1978). - REMARKS - This species is very similar to *P. dentipes*; see Griffin (1973: 436, fig. 14, tab. 3-4) for a detailed comparison of the two species.

*Plagusia dentipes* De Haan, 1835. - *Plagusia dentipes* - Rathbun, 1907: 36 (Easter Island, shore). - Garth, 1973: 326 (Rathbun sp. and 2 new spp., Easter Island). - Griffin, 1973: 435, fig. 14b (Easter Island, with discussion on affinities with *P. chabrus* and this conclusion: "*P. dentipes* thus appears quite definitely to be a valid species")

*Plagusia integripes* Garth, 1973. - *Plagusia integripes* Garth, 1973: 326 (Easter Island, Hanga Roa).



*Garthambrus mironovi* (Zarenkov, 1990). Shoal Guyot, 25°44' S, 85°25' W, rock dredge 228 m, SIO Downwind Expedition, 26 January 1958 (After Garth, 1993: 792, Fig. 6, drawing by M. Gaillard)

## LITERATURE CITED

## ABIF

2003. Internet Australian Biodiversity Information Facility. A Web-based source of authoritative information on Australia's biodiversity. It is an initiative of the Australian Biological Resources Study.  
<http://www.ea.gov.au/biodiversity/abrs/abif/index.html>

## Baba, K.

1991. Crustacea Decapoda: *Alainius* gen. nov., *Leiogalatea* Baba, 1969, and *Phylladorhynchus* Baba, 1969 (Galatheidae) from New Caledonia. In: A. Crosnier (ed.), Résultats des campagnes MUSORSTOM, Volume 9. *Mémoires du Muséum national d'Histoire naturelle*, Paris (A), 152:479-491, fig. 1-5.

## Báez, P., and R. Ruiz

1985. Crustáceos de la islas oceánicas de Chile depositados en el Museo Nacional de Historia Natural de Santiago. In: P. Arana (ed.), Investigaciones Marinas en el archipiélago de Juan Fernández. Escuela de Ciencias del Mar, Universidad Católica de Valparaíso: 93-108.

## Banner, A. H., and D. M. Banner

1967. Contribution to the knowledge of the Alpheid shrimp of the Pacific Ocean, XI, collections from the Cook and Society islands. *Occasional papers of Bernice P. Bishop Museum*, Honolulu, 23(12):253-286, map 1-5.

## Boyko, C. B.

2002. A worldwide revision of the recent and fossil sand crabs of the Albuneidae Stimpson and Blepharipodidae, new family (Crustacea: Decapoda: Anomura: Hippoidea). *Bulletin of the American Museum of Natural History*, 272: 1-396, fig. 1-116.

## Boyko, C. B., and J. D. Williams

2001. A review of *Pseudionella* Shiino, 1949 (Crustacea: Isopoda: Bopyridae), with the description of a new species parasitic on *Calcinus* hermit crabs from Easter Island. *Proceedings of the biological Society of Washington*, 114(3):649-659, fig. 1-4.

## Boschi, E. E.

2000. Species of Decapod Crustaceans and their distribution in the American Marine Zoogeographic Provinces. *Revista de Investigación y Desarrollo Pesquero*, 13:1-136, fig. 1-21.

## Bruce, A. J.

1998. New keys for the identification of indo-west pacific coral associated pontoniine shrimps, with observations on their ecology. *Ophelia*, 49(1):29-46.

## Burukovsky, R. N.

1986. A new shrimp species from the genus *Heterocarpus* (Crustacea, Decapoda: Pandalidae) and a brief review of the species of the genus. *Byulleten Moskovskogo Obshchestva Ispytateley Prirody Otdel Biologicheskiiy*, 91(5):62-73 (in Russian, English summary).
1990. Shrimps from the Sala-y-Gómez and Nazca ridges. *Transactions of the P.P. Shirshov Institute of Oceanology, Moscow*, 124:187-217, fig. 1-7 (in Russian, English summary).

1992. New species of the genus *Plesionika* (Crustacea, Decapoda, Pandalidae) from underwater hight in the Pacific Ocean. *Zoologeskij Zhurnal*, 71(7):145-147, fig. 1 (in Russian, English summary).
1993. *Plesionika alaini* nom. nov., a new name for *Plesionika crosnieri* Burukovsky, 1992 (Crustacea, Decapoda, Pandalidae). *Arthropoda Selecta*, 2(4):18.
- 2000a. Taxonomy of shrimps of the genus *Nematocarcinus* (Crustacea, Decapoda, Nematocarcinidae). 4. Description of species from *tenuirostris* group. *Zoologicheskii Zhurnal*, 79(8):898-906, fig. 1-4 (in Russian, English summary).
- 2000b. Taxonomy of shrimps from the genus *Nematocarcinus* (Decapoda, Nematocarcinidae). 6. Redescription of species from the groups *undulatipes* and *gracilis* with description of two new species. *Zoologicheskii Zhurnal*, 79(10): 1155-1167, fig. 1-8 (in Russian, English summary).
2001. Taxonomy of shrimps from the genus *Nematocarcinus* (Decapoda, Nematocarcinidae). Fauna of shrimps from the Hawaiian Islands waters. *Zoologicheskii Zhurnal*, 80(11):1302-1307, fig. 1 (in Russian, English summary).
- Castro, P.  
1997. Trapeziid crabs (Brachyura, Xanthoidea, Trapeziidae) of French Polynesia. In: B. Richer de Forges (ed.), Les fonds meubles des lagons de Nouvelle-Calédonie (Sédimentologie, Benthos), Études & Thèses, ORSTOM, Paris, 3:109-139, fig 1-2, pl. 1.
- Castro, P., Williams, A. B., and L. L. Cooper  
In press. Revision of the family Latreilliidae Stimpson, 1858 (Crustacea, Decapoda, Brachyura). *Zoosystema*, in press for 2003.
- Chan, T. Y., and A. Crosnier  
1997. Crustacea Decapoda: deep-sea shrimps of the genus *Plesionika* Bate, 1888 (Pandalidae) from French Polynesia, with descriptions of five new species. In: A. Crosnier (ed.), Résultats des campagnes MUSORSTOM, volume 18. *Mémoires du Muséum national d'Histoire naturelle*, Paris (A), 176:87-234, fig. 1-41.
- Cleva, R.  
1997. Crustacea Decapoda: Stylodactylidae récoltés en Indonésie, aux îles Wallis et Futuna et au Vanuatu (campagnes KARUBAR, MUSORSTOM 7 et 8). Données complémentaires sur les Stylodactylidae de Nouvelle-Calédonie. In: A. Crosnier & P. Bouchet (eds), Résultats des campagnes MUSORSTOM, volume 16. *Mémoires du Muséum national d'Histoire naturelle*, Paris (A), 172:385-407.
- Crosnier, A.  
1988. Sur les *Heterocarpus* (Crustacea, Decapoda, Pandalidae) du sud-ouest de l'océan Indien. Remarques sur d'autres espèces ouest-pacifique du genre et description de quatre taxa nouveaux. *Bulletin du Muséum national d'Histoire naturelle*, Paris, 4ème série (A), 10 (1): 57-103, fig. 1-7, pl. 1-4.  
2002. Portunidae (Crustacea, Decapoda, Brachyura) de Polynésie française, principalement des îles Marquises. *Zoosystema*, 24(2): 401-449, fig. 1-28.  
In press. Révision des *Sicyonia* indo-ouest pacifiques (Crustacea, Decapoda, Penaeoidea, Sicyoniidae). *Zoosystema*, in press for 2003.

Crosnier, A., and J. Forest

1966. Crustacés Décapodes: Alpheidae. *In*: Campagne de la *Calypso* dans le golfe de Guinée, aux Iles Principe, Sao Tomé et Annobon (1956), et campagne aux Iles du Cap Vert (1959), Part 19. Résultats scientifiques des campagnes de la *Calypso*, 7(27). *Annales de l'Institut Océanographique*, Monaco, 44:199-314, fig. 1-33.

Davie, P. J. F.

1991. Crustacea Decapoda: The genus *Platelistoma* Rathbun, 1906 (Cancridae) with the description of three species. *In*: A. Crosnier (ed.), Résultats des campagnes MUSORSTOM, Volume 9. *Mémoires du Muséum national d'Histoire naturelle*, Paris (A), 152:493-514, fig. 1-7.
- 2002a. Crustacea: Malacostraca: Phyllocarida, Hoplocarida, Eucarida (Part 1). *In*: A. Wells & W.W.K. Houston (eds), Zoological Catalogue of Australia. CSIRO Publishing, Melbourne. (Hoplocarida co-authored with Shane Ahyong), 19(3A): i-xii, 1-551.
- 2002b. Crustacea: Malacostraca: Eucarida (Part 2): Decapoda - Anomura, Brachyura. *In*: A. Wells, & W.W.K. Houston, (eds), Zoological Catalogue of Australia. CSIRO Publishing, Melbourne, 19(3B): i-xiv, 1-641.

DiSalvo, L. H., J. E. Randall, and A. Cea

1988. Ecological reconnaissance of the Eastern Island sublittoral marine environment. *National Geographic Research*, 4(4):451-473, fig. 1-8.

Eldredge, L. G., and R. C. DeFelice

2003. Internet. Checklist of the Marine Invertebrates of the Hawaiian Islands. Hawaii Biological Survey, Bishop Museum, Honolulu, Hawaii.  
[http://www2.bishopmuseum.org/HBS/invert/list\\_home.htm](http://www2.bishopmuseum.org/HBS/invert/list_home.htm).

Fransen, C. H. J. M.

1987. Notes on caridean shrimps of Easter Island with descriptions of three new species. *Zoologische Mededelingen*, Leiden, 61(35):501-531, fig. 1-16.

Galil, B. S.

1993. Crustacea Decapoda: A revision of the genus *Mursia* Desmaret, 1823 (Calappidae). *In*: A. Crosnier (ed.), Résultats des campagnes MUSORSTOM, vol. 10. *Mémoires du Muséum national d'Histoire naturelle*, Paris (A), 156:347-379, fig. 1-13.
2000. Crustacea Decapoda: A revision of the family Polychelidae. *In*: A. Crosnier (éd.), Résultats des campagnes MUSORSTOM, vol. 21. *Mémoires du Muséum national d'Histoire naturelle*, Paris (A), 184:285-387, fig. 1-34.

Garth, J. S.

1973. The brachyuran crabs of Easter island. *Proceedings of the California Academy of Sciences*, 34(17):311-336, fig. 1-6.
1985. On a small collection of Brachyuran Crustacea from Easter island obtained by the Scripps Institution of Oceanography Downwind Expedition of 1958. *Occasional papers of the Allan Hancock Foundation, new series*, 3:1-12, fig. 1-22.
1993. Some deep-water Parthenopidae (Crustacea, Brachyura) from French Polynesia and nearby eastern Pacific ridges and seamounts. *Bulletin du Muséum national d'Histoire naturelle, Paris*, 4ème série (A), 1992 (1993), 14(3-4):781-795, fig. 1-6.

- Gravier, C.  
1936. Sur un crustacé (Stomatopode) rare de l'île de Pâques. *Bulletin du Muséum national d'Histoire naturelle, Paris (ser. 2)*, 8:254-256, fig. A.
- Griffin, D. J. G.  
1973. A revision of the two southern temperate shore crabs *Leptograpsus variegatus* (Fabricius) and *Plagusia chabrus* (Linnaeus) (Crustacea, Decapoda, Grapsidae). *Journal of the Royal Society of New Zealand*, 3(3):415-440, fig. 1-15.
- Griffin, D. J. G., and H. A. Tranter  
1986. The Decapoda Brachyura of the Siboga Expedition. Part 8, Majidae. *Siboga Expedition, Monographie*, 39(C4 =Livr. 148):1-335, fig. 1-112, pl. 1-22.
- Guinot, D., and B. Richer de Forges  
1995. Crustacea Decapoda Brachyura: Révision de la famille des Homolidae de Haan, 1839. In: A. Crosnier (éd.), Résultats des campagnes MUSORSTOM volume 13. *Mémoires du Muséum national d'Histoire naturelle*, 163:283-517, fig. 1-76.
- Guinot, D., and M. Tavares  
2003. A new subfamilial arrangement for the Dromiidae de Haan, 1833, with diagnoses and descriptions of new genera and species (Crustacea, Decapoda, Brachyura). *Zoosystema*, 25(1): 43-129, fig. 1-27.
- Guinot, D., L. A. Hurtado and R. Vrijenhoek  
2002. New genus and species of the brachyuran crab from the southern East Pacific Rise (Crustacea, Decapoda, Brachyura, Bythograeidae). *C. R. Biologies, Académie des Sciences*, 325:1143-1152, fig. 1-7.
- Guzmán, G. L.  
2003. Mesopelagic shrimps of the family Sergestidae (Decapoda, Dendrobranchiata): new records for the southeastern Pacific. *Crustaceana*, 75(9):1033-1045, fig. 1.
- Haig, J.  
1974. *Calcinus pascuensis*, a new hermit crab from Easter Island (Decapoda, Anomura, Diogenidae). *Crustaceana*, 27(1):27-30, fig. 1-6.
- Holthuis, L. B.  
1967. Some new species of Scyllaridae. *Koninkl. Nederl. Akademie Van Wetenschappen, Amsterdam, reprinted from Proceedings*, series C, 70(2):305-308.  
1972. The Crustacea Decapoda Macrura (the Alpheidae excepted) of Easter Island. *Zoologische Mededeelingen, Leiden*, 46(4):31-54, fig. 1-2, pl. 1-2.  
1991. Marine Lobsters of the world. An annotated and illustrated catalogue of species of interest to Fisheries known to date. *FAO Fisheries Synopsis*, 125(13):1-292, fig. 1-459.
- Judkins, D. C.  
1978. Pelagic shrimps of the *Sergestes edwardsii* species group (Crustacea, Decapoda, Sergestidae). *Smithsonian Contribution to Zoology*, 256:1-34, fig. 1-21.
- Kropp, R. K., and J. Haig  
1994. *Petrolisthes extremus*, a new porcellain crab (Decapoda: Anomura: Porcellanidae) from the Indo-West Pacific. *Proceedings of the Biological Society of Washington*, 107(2):312-317, fig. 1.



Laboute, P., and B. Richer de Forges

1986. Le volcan sous-marin MacDonald (Archipel des îles Australes) - Nouvelles observations biologiques et géomorphologiques. *Notes et Documents d'océanographie de l'ORSTOM*, Tahiti, 29:1-31, pl. 1-4.

Lee, D. A., T. Y. Chan, H. P. Yu, and I. C. Liao

1999. A revised checklist of the Penaeoidea (Crustacea: Decapoda) from the waters around Taiwan. *The Raffles Bulletin of Zoology*, 47(2):441-447, fig. 1.

Lemaitre, R.

1998. Revisiting *Tylaspis anomala* Henderson, 1885 (Parapaguridae), with comments on its relationships and evolution. *Zoozystema*, 20(2):289-305.

2000. The marine fauna of New Zealand: Paguridae (Decapoda: Anomura) exclusive of the Lithodidae. Superfamily Paguroidea, family Parapaguridae. *National Institute of Water and Atmospheric research, NIWA, Wellington, New Zealand, Biodiversity Memoir*, 114:210-231, fig. 67-75, pl. 7.

In press. Crustacea Decapoda: A worldwide review of hermit crab species of the genus *Sympagurus* Smith, 1883 (Parapaguridae). In: B. Marshall & B. Richer de Forges (eds), Tropical Deep-Sea Benthos, Volume 23. *Mémoires du Muséum national d'Histoire naturelle*, in press for 2003.

Manning, R. B.

1995. Stomatopod crustacea of Vietnam: The legacy of Raoul Serène. *Crustacean Research*, special number, 4:1-339, fig. 1-142, pl. 1-38.

Martin, J. W., and G. E. Davis

2001. An updated classification of the Recent Crustacea. *Natural History Museum of Los Angeles County, Science Series*, 39:1-124.

McLaughlin, P. A., and J. Haig

1989. On the status of *Pylopaguropsis zebra* (Henderson), *P. magnimanus* (Henderson), and *Galapagurus teevanus* Boone, with descriptions of seven new species of *Pylopaguropsis* (Crustacea: Decapoda: Paguridae). *Micronesica*, 22(2):123-171, fig. 1-13.

McLay, C. L.

1993. Crustacea Decapoda: The sponge crabs (Dromiidae) of New Caledonia and the Philippines with a review of the genera. In: A. Crosnier (ed.), Résultats des campagnes MUSORSTOM, vol. 10. *Mémoires du Muséum national d'Histoire naturelle*, Paris (A), 156:111-251, fig. 1-19.

Mironov, A. N., and N. N. Detinova

1990. Bottom fauna of the Nazca and Sala-y-Gómez ridges. *Transactions of the P.P. Shirshov Institute of Oceanology, Moscow*, 124:269-278, fig. 1-2 (in Russian, English summary).

Ng, P. K. L.

1996. *Garthambrus*, a new genus of deep water parthenopid crabs. (Crustacea: Decapoda: Brachyura) from the Indo-Pacific, with description of a new species from the Seychelles. *Zoologische Mededeelingen*, Leiden, 70:155-168, fig. 1-5.

Ng, P. K. L., C. H. Wang, P. H. Ho, and H. T. Shih

2001. An annotated checklist of the brachyuran crabs from Taiwan (Crustacea: Decapoda). *National Taiwan Museum Special Publication Series*, 11:1-86.

- Parin, N. V., A. N. Mironov, and K. N. Nesis  
 1997. Biology of the Nazca and Sala y Gómez submarine ridges, an outpost of the Indo-West Pacific fauna in the eastern Pacific ocean: composition and distribution of the fauna, its communities and history. *Advances in Marine Biology*, 32:145-242.
- Paulay, G., R. Kropp, P. K. L. Ng and L. G. Eldredge  
 2003. The crustaceans and pycnogonids of the Mariana Islands. *Micronesica*, 35-36:456-513.
- Poupin, J.  
 1996. Crustacea Decapoda of French Polynesia (Astacidea, Palinuridea, Anomura, Brachyura). *Atoll Research Bulletin*, April 1996, 442:1-114.  
 1998. Crustacea Decapoda and Stomatopoda of French Polynesia (Dendrobranchiata, Stenopodidea, Caridea, Thalassinidea, and Stomatopoda, with additions to Astacidea, Palinuridea, Anomura, and Brachyura). *Atoll Research Bulletin*, September 1998, 451:1-62, fig. 1-9.  
 2003. Internet Database of Crustacea (Decapoda and Stomatopoda), mainly from the French Polynesian Islands.  
<http://decapoda.ecole-navale.fr/index.php> and <http://decapoda.free.fr>.
- Poupin, J., C. B. Boyko, and G. L. Guzmán  
 2003. *Calcinus* from Easter Island, with biogeographic considerations (Crustacea, Decapoda, Anomura, Diogenidae). *Memoirs of Museum of Victoria*, 60(1):91-97, fig. 1.
- Randall, J. E.  
 1998. Zoogeography of shore fishes of the Indo-Pacific region. *Zoological Studies*, 37(4): 227-268.
- Rathbun, M. J.  
 1907. Reports on the scientific results of the expedition to the Tropical Pacific, in charge of Alexander Agassiz, by the U.S. Fish Commission steamer *Albatross*, from August 1899 to March 1900, Commander Jefferson F. Moser, U.S.N., commanding - IX. *Ibidem*, from October 1904 to March 1905, lieut.-commander L.M. Garrett, U.S.N., commanding - X. The Brachyura. *Memoirs of the Museum of Comparative Zoology at Harvard College*, 35(2):23-74, pl. 1-9.
- Reed, E. P.  
 1954. Palinuridae. *Scientia*, Valparaiso, 21:131-139, fig. 1-9.
- Rehder, H.  
 1980. The marine mollusks of Easter Island (Isla de Pascua) and Sala y Gómez. *Smithsonian Contribution to Zoology*, 289:1-167.
- Retamal, M. A.  
 1981. Catálogo ilustrado de los crustáceos decápodos de Chile. *Gayana*, Concepción, 44: 1-110, fig. 1-208.  
 1999. First record of *Thalamita* sp. (Decapoda, Brachyura, Portunidae) in Salas y Gómez Island. *Boletín de la Sociedad de Biología de Concepción*, 70:7-9.  
 2000. *Arctides regalis* Holthuis, 1963 (Scyllaridae, Arctidinae) una nueva «langosta chata» en aguas Oceánicas Chilenas. *Boletín de la Sociedad de Biología de Concepción*, 71:45-47, fig. 1.

2001. *Huenia pacifica* Miers, 1879, primer registro del género y de la especie para el Pacífico sudoriental. *Gayana*, Concepción, 65(2):211-214.
2002. *Odontodactylus hawaiiensis* Manning, 1967 (Stomatopoda, Gonodactylidae) en aguas chilenas. *Gayana*, Concepción, 66(1):73-75, fig. 1.
2002. *Percnon pascuensis* una nueva especie de isla de Pascua (Grapsidae, Plagusiinae). *Investigaciones marinas*, 30(1):63-66, fig. 1.
- In press. Decápodos de isla de Pascua y Salas y Gómez: CIMAR V, Islas. *Ciencia y Tecnología del Mar* (to be published in 2003).
- Retamal, M. A., and M. E. Navarro
1996. Nuevo registro de *Leptograpsus variegatus* Fabricius, 1793, en el Pacífico suroriental (Decapoda, Grapsidae). *Boletín de la Sociedad de Biología de Concepción*, 67:53-55, fig. 1.
2001. Primer registro de *Alpheus lottini* Guérin, 1830 (Decapoda, Alpheidae) en aguas oceánicas Chilenas. *Gayana*, Concepción, 65(2):215-217, fig. 1-8.
- Richer de Forges, B.
1990. Les campagnes d'exploration de la faune bathyale dans la zone économique de la Nouvelle-Calédonie. In: A. Crosnier (ed.), Résultats des campagnes MUSORSTOM, Volume 6 (A). *Mémoires du Muséum national d'Histoire naturelle*, Paris 145:9-54, fig. 1-13.
- Richer de Forges, B., J. Poupin, and P. Laboute
1999. La campagne MUSORSTOM 9 dans l'archipel des îles Marquises (Polynésie française). Compte rendu et liste des stations. In: A. Crosnier (ed.), Résultats des campagnes MUSORSTOM, volume 20. *Mémoires du Muséum national d'Histoire naturelle*, Paris 145:9-29, fig. 1-10.
- Rudjakov, J. A., N. V. Kucheruk, and S. D. Chistikov
1990. Population structure of *Projasus bahamondei* George (Crustacea, Decapoda, Palinuridae) from the Nazca underwater ridge. *Transactions of the P.P. Shirshov Institute of Oceanology, Moscow*, 124:156-160, fig. 1-2 (in Russian, English summary).
- Saavedra, M., A. Carvacho, and S. Letelier
1996. Nuevo registro de *Metabataeus minutus* (Witelegge) (Crustacea, Decapoda, Alpheidae) en la isla de Pascua. *Revista de Biología Marina*, 31(2):117-122, illustrated.
- Saint Laurent de, M., and P. A. McLaughlin
2000. The marine fauna of New Zealand: Paguridae (Decapoda: Anomura) exclusive of the Lithodidae. Superfamily Paguroidea, family Paguridae. National Institute of Water and Atmospheric research, NIWA, Wellington, New Zealand, *Biodiversity Memoir*, 114:104-209, fig. 33-66.
- Sakai, K.
2003. Internet. The Home Page of ETI-Japan. The crabs of Japan by T. Sakai, P. Davie, D. Guinot, M. Takeda, M. Türkay.  
<http://etij.c.shikoku-u.ac.jp/>
- Santelices, B., and I. A. Abbott
1987. Geographic and marine isolation: An assessment of the marine algae of Easter Island. *Pacific Science*, 41(1-4):1-20, fig. 1-4.

Serène, R.

1984. Crustacés décapodes brachyours de l'océan Indien Occidental et de la mer Rouge. Xanthoidea: Xanthidae et Trapeziidae. *Collection Faune Tropicale*, ORSTOM, 24: 1-349, fig. 1-243, pl. I-XLVII.

Shih, H. T.

2003. Internet. List of Taiwanese Hermit Crabs.  
[http://www.mbi.nsysu.edu.tw/~fiddler/hermit/hc\\_liste.htm](http://www.mbi.nsysu.edu.tw/~fiddler/hermit/hc_liste.htm).

Udekem d'Acoz, C. d'

1999. Inventaire et distribution des crustacés décapodes de l'Atlantique nord-oriental, de la Méditerranée et des eaux continentales adjacentes au nord de 25°N. *Patrimoines naturels* (MNHN/SPN), 40:1-383.

Vereshchaka, A. L.

1990. Pelagic decapods from the seamounts of Nazca and Sala-y-Gómes ridges. *Transactions of the P.P. Shirshov Institute of Oceanology, Moscow*, 124:129-155, fig. 1-6 (in Russian, English summary).

2000. Revision of the genus *Sergia* (Decapoda: Dendrobranchiata: Sergestidae): taxonomy and distribution. *Galathea Report. Scientific result of the Danish Deep-sea Expedition round the world 1950-52*, 18: 69-207, fig. 1-89, pl. 2-5.

Wicksten, M. K., and M. E. Hendrickx

1992. Checklist of Penaeoid and Caridean shrimps (Decapoda: Penaeoidea, Caridea) from the eastern tropical Pacific. *Proceedings of the San Diego Society of Natural History*, 9:1-11.

Williams, A. B.

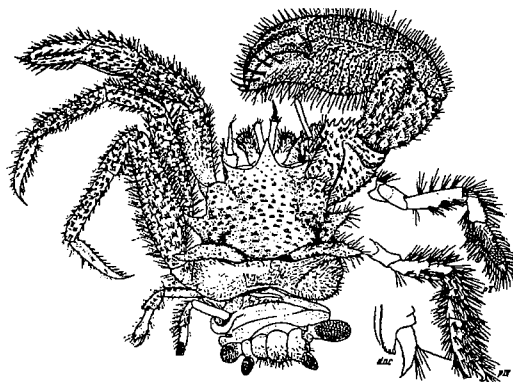
1982. Revision of the genus *Latreillia* Roux (Brachyura: Homoloidea). *Quadreni del Laboratorio di Tecnologia della Pesca*, 3(2-5):227-255, fig. 1-8.

Zarenkov, N. A.

1990. Decapods (Stenopodidea, Brachyura, Anomura) of the Nazca and Sala-y-Gómes underwater ridges. *Transactions of the P.P. Shirshov Institute of Oceanology, Moscow*, 124:218-244, fig. 1-14 (in Russian, English summary).

Zhadan, D.

1997. Deep-sea hermit crabs from the submerged ridges Nazca and Sala-y-Gómez, southeastern Pacific (Decapoda Anomura Paguridae). *Arthropoda Selecta*, 6(1-2): 55-79.



*Porcellanopagurus foresti* Zarenkov, 1990  
 Seamounts of Sala y Gómez and Nazca, 240-245 m, After Zarenkov (1990: 240, Fig. 14)

## APPENDICES

### A - TAXA UNDETERMINED TO SPECIES LEVEL

1. Albuneidae sp. det. N. Bahamonde
2. Atelicyclidae sp. det. J.S. Garth
3. Calappidae sp. det. J.S. Garth
4. *Callianassa* sp. in Vereshchaka (1990)
5. Dynomenidae sp. det. J.S. Garth
6. Hapalocarcinidae spp.(2) det. J.S. Garth
7. *Hippolyte* sp. (in Fransen, 1987: 525)
8. Hymenosomatidae sp. det. J.S. Garth
9. Latreillidae sp. det. J.S. Garth
10. *Leander* sp. in Vereshchaka (1990)
11. Majidae spp. (2) det. J.S. Garth
12. *Munida* sp. in Vereshchaka (1990)
13. *Mursia* aff. *aspera* Alcock, 1899
14. *Oncopagurus* cf. *haigae* (De Saint Laurent, 1972)
15. *Oncopagurus* sp. A in Zhadan, 1997
16. Paguridae spp. in Vereshchaka (1990)
17. *Periclimenes* sp. in Vereshchaka 1990)
18. Pinnotheridae sp. nov. det. J.S. Garth
19. *Pontophilus?* sp. in Vereshchaka (1990)
20. Portunidae spp. (7) det. J.S. Garth
21. *Strobopagurus* aff. *gracilipes* (A. Milne Edwards, 1891)
22. *Thalamita* sp. aff. *dakini*, M.A. Retamal pers. com.
23. Xanthidae spp. (8) det. J.S. Garth

### B - SPECIES LISTED BY GEOGRAPHIC CATEGORIES

*B1 Widely Distributed Species.* E1a species distributed worldwide, or occurring in Pacific and Atlantic Oceans, or distributed from Indian Ocean to west American coasts. The ‘\*’ indicates the 27 species that occur in the eastern Pacific.

1. *Acanthephyra cucullata* Faxon, 1893 \*
2. *Acanthephyra curtirostris* Wood Mason, 1891 \*
3. *Acanthephyra eximia* Smith, 1884
4. *Alpheus crockeri* (Amstrong, 1941)
5. *Alpheus lottini* Guérin-Méneville, 1829 \*
6. *Alpheus pacificus* Dana, 1852 \*
7. *Aristaeomorpha foliacea* (Risso, 1827)
8. *Bentheogennema pasithea* (De Man, 1907) \*

9. *Brachycarpus biunguiculatus* (Lucas, 1846) \*
10. *Carpilius convexus* (Forsk., 1775) \*
11. *Ephyrina ombango* Crosnier & Forest, 1973
12. *Gennadas incertus* (Balss, 1927) \*
13. *Gennadas propinquus* Rathbun, 1906 \*
14. *Gennadas scutatus* Bouvier, 1906 \*
15. *Gennadas tinayrei* Bouvier, 1906 \*
16. *Gnathophyllum americanum* Guérin, 1857
17. *Heterocarpus laevigatus* Bate, 1888
18. *Leptograpsus variegatus* (Fabricius, 1793) \*
19. *Meningodora mollis* Smith, 1882 \*
20. *Metalpheus paragracilis* (Coutière, 1897)
21. *Metalpheus rostratipes* (Pocock, 1890)
22. *Notostomus elegans* A. Milne Edwards, 1881 \*
23. *Oplophorus gracilirostris* A. Milne Edwards, 1881
24. *Oplophorus spinosus* (Brullé, 1839) \*
25. *Ovalipes trimaculatus* (De Haan, 1833) \*
26. *Pachygrapsus transversus* (Gibbes, 1850) \*
27. *Paragiopagurus ruticheles* (A. Milne Edwards, 1891)
28. *Pentacheles laevis* Bate, 1878
29. *Plagusia chabrus* (Linnaeus, 1758) \*
30. *Plagusia dentipes* De Haan, 1835 \*
31. *Plesionika edwardsii* (Brandt, 1851)
32. *Plesionika ensis* A. Milne Edwards, 1881
33. *Plesionika martia* (A. Milne Edwards, 1883)
34. *Plesionika williamsi* Forest, 1964
35. *Pseudosquillisma oculata* (Brullé, 1837)
36. *Sergestes atlanticus* H. Milne Edwards, 1830
37. *Sergestes consobrinus* Milne, 1968 \*
38. *Sergestes corniculum* Krøyer, 1855
39. *Sergestes cornutus* Krøyer, 1855
40. *Sergestes gibbilobatus* Judkins, 1978
41. *Sergestes pectinatus* Sund, 1920 \*
42. *Sergestes vigilax* Stimpson, 1860
43. *Sergia bigemina* (Burkenroad, 1940) \*
44. *Sergia laminata* (Burkenroad, 1940) \*
45. *Sergia potens* (Burkenroad, 1940)
46. *Sergia scintillans* (Burkenroad, 1940) \*
47. *Stenopus hispidus* (Olivier, 1811)
48. *Systellaspis cristata* (Faxon, 1893) \*
49. *Systellaspis debilis* A. Milne Edwards, 1881
50. *Thor amboinensis* (De Man, 1888)
51. *Thor spinosus* Boone, 1935 \*
52. *Trapezia ferruginea* Latreille, 1828 \*

*B2 Indo-West Pacific Species.* Eia species distributed in the Indian Ocean and/or West and Central Pacific, but not reaching eastern Pacific. <sup>H</sup> and <sup>P</sup> identify the species known from Hawaii and French Polynesian Islands, respectively. Note that *Synalpheus tumidomanus* s.l. is included here although it is also known from the Mediterranean (see Udekem d'Acoz, 1999, p. 106 on the *tumidomanus* complex).

1. *Alpheopsis equalis* Coutière, 1896 <sup>H</sup>
2. *Alpheus collumianus* Stimpson, 1860 <sup>H/P</sup>
3. *Alpheus lanceostylus* Banner, 1959 <sup>H</sup>
4. *Arctides regalis* Holthuis, 1963 <sup>H/P</sup>
5. *Athanas marshallensis* Chace, 1955
6. *Banareia parvula* (Krauss, 1843) <sup>H/P</sup>
7. *Benthescymus investigatoris* Alcock & Anderson, 1899 <sup>H/P</sup>
8. *Calcinus imperialis* Whitelegge, 1901 <sup>P</sup>
9. *Calcinus vachoni* Forest, 1958 <sup>P</sup>
10. *Callianassa amboinensis* De Man, 1888
11. *Chlorodiella cytherea* (Dana, 1852) <sup>H/P</sup>
12. *Cryptodromiopsis unidentata* (Rüppel, 1830) <sup>H/P</sup>
13. *Cyclograpsus longipes* Stimpson, 1858 <sup>P</sup>
14. *Cyrtomaia platypes* Yokoya, 1933
15. *Daldorfia horrida* (Linné, 1758) <sup>H/P</sup>
16. *Etisis electra* (Herbst, 1801) <sup>P</sup>
17. *Geograpsus crinipes* (Dana, 1851) <sup>H/P</sup>
18. *Hadropenaeus lucasii* (Bate, 1881) <sup>H/P</sup>
19. *Harpiliopsis beaupresii* (Audouin, 1826) <sup>H/P</sup>
20. *Heterocarpus sibogae* De Man, 1917 <sup>P</sup>
21. *Huenia pacifica* Miers, 1979
22. *Hymenopenaeus halli* Bruce, 1966 <sup>P</sup>
23. *Latreillia metanesa* Williams, 1982 <sup>H/P</sup>
24. *Lauridromia dehaani* (Rathbun, 1923)
25. *Liomera monticulosa* (A. Milne Edwards, 1873) <sup>P</sup>
26. *Liomera rugata* (A. Milne Edwards, 1834) <sup>H/P</sup>
27. *Lophozozymus dodone* (Herbst, 1801) <sup>H/P</sup>
28. *Lysmata trisetacea* (Heller, 1861) <sup>H</sup>
29. *Metabateaeus minutus* (Whitelegge, 1897)
30. *Mursia hawaiiensis* Rathbun, 1893 <sup>H/P</sup>
31. *Nematocarcinus gracilis* Bate, 1888 <sup>H</sup>
32. *Odontodactylus hawaiiensis* Manning, 1967 <sup>H</sup>
33. *Palaemonella spinulata* Yokoya, 1936
34. *Panulirus pascuensis* Reed, 1954 <sup>P</sup>
35. *Paragiopagurus boletifer* (de Saint Laurent, 1972) <sup>H/P</sup>
36. *Paragiopagurus wallisi* (Lemaitre, 1994) <sup>P</sup>
37. *Pasiphaea cristata* Bate, 1888

38. *Pasiphaea flagellata* Rathbun, 1906 <sup>H</sup>
39. *Pasiphaea kaiwiensis* Rathbun, 1906 <sup>H</sup>
40. *Periclimenes alcocki* Kemp, 1922
41. *Petrolisthes coccineus* (Owen, 1839) <sup>H/P</sup>
42. *Petrolisthes extremus* Kropp & Haig, 1994
43. *Phylladorhynchus integrirostris* (Dana, 1853) <sup>H/P</sup>
44. *Platepistoma balssii* (Zarenkov, 1990) <sup>P</sup>
45. *Plesionika fenneri* Crosnier, 1986 <sup>P</sup>
46. *Plesionika ocellus* (Bate, 1888) <sup>H</sup>
47. *Polycheles surdus* Galil, 2000 <sup>H/P</sup>
48. *Pontocaris rathbuni* (De Man, 1918) <sup>H</sup>
49. *Pontophilus gracilis junceus* Bate, 1888
50. *Portunus pubescens* (Dana, 1852) <sup>H</sup>
51. *Progeryon mararae* Guinot & Richer de Forges, 1981 <sup>P</sup>
52. *Pseudoliomera remota* (Rathbun, 1907) <sup>H</sup>
53. *Ptychognathus easteranus* Rathbun, 1907 <sup>P</sup>
54. *Raoulserenea oxyrhyncha* (Borradaile, 1898)
55. *Rhynchocinetes balssi* Gordon, 1936
56. *Sergia gardineri* (Kemp, 1913)
57. *Sergia regalis* (Gordon, 1939)
58. *Sympagurus affinis* (Henderson, 1888) <sup>H/P</sup>
59. *Sympagurus dofleini* (Balss, 1912) <sup>H/P</sup>
60. *Synalpheus paraneomeris* Coutière, 1905 <sup>H/P</sup>
61. *Synalpheus tumidomanus* (Paulson, 1875)
62. *Trapezia areolata* Dana, 1852 <sup>P</sup>
63. *Trapezia punctimanus* Odinetz, 1984 <sup>P</sup>
64. *Trapezia tigrina* Eydoux & Souleyet, 1842 <sup>H/P</sup>
65. *Tylaspis anomala* Henderson, 1885

*B3 East Pacific Species.* Species distributed in EIA and eastern Pacific only. Other EIA species that occur in eastern Pacific are included with *Widely Distributed Species* (27 species identified by a \* in Appendix B1).

1. *Ageitomaia baeckstroemi* (Balss, 1924)
2. *Chaceon chilensis* Chirino-Gálvez & Manning, 1989
3. *Galathea lenzi* Rathbun, 1907
4. *Paromola rathbunae* Porter, 1908
5. *Pasiphaea Americana* Faxon, 1893
6. *Pasiphaea chacei* Yaldwyn, 1962
7. *Platymera gaudichaudii* H. Milne Edwards, 1837
8. *Projasus bahamondei* George, 1976
9. *Sergestes brevispinatus* Judkins, 1978
10. *Sergestes geminus* Judkins, 1978



38. *Pasiphaea flagellata* Rathbun, 1906 <sup>H</sup>
39. *Pasiphaea kaiwiensis* Rathbun, 1906 <sup>H</sup>
40. *Periclimenes alcocki* Kemp, 1922
41. *Petrolisthes coccineus* (Owen, 1839) <sup>H/P</sup>
42. *Petrolisthes extremus* Kropp & Haig, 1994
43. *Phylladorhynchus integrirostris* (Dana, 1853) <sup>H/P</sup>
44. *Platepistoma balsii* (Zarenkov, 1990) <sup>P</sup>
45. *Plesionika fenneri* Crosnier, 1986 <sup>P</sup>
46. *Plesionika ocellus* (Bate, 1888) <sup>H</sup>
47. *Polycheles surdus* Galil, 2000 <sup>H/P</sup>
48. *Pontocaris rathbuni* (De Man, 1918) <sup>H</sup>
49. *Pontophilus gracilis junceus* Bate, 1888
50. *Portunus pubescens* (Dana, 1852) <sup>H</sup>
51. *Progeryon mararae* Guinot & Richer de Forges, 1981 <sup>P</sup>
52. *Pseudoliomera remota* (Rathbun, 1907) <sup>H</sup>
53. *Ptychognathus easteranus* Rathbun, 1907 <sup>P</sup>
54. *Raoulserenea oxyrhyncha* (Borradaile, 1898)
55. *Rhynchocinetes balssi* Gordon, 1936
56. *Sergia gardineri* (Kemp, 1913)
57. *Sergia regalis* (Gordon, 1939)
58. *Sympagurus affinis* (Henderson, 1888) <sup>H/P</sup>
59. *Sympagurus dofleini* (Balss, 1912) <sup>H/P</sup>
60. *Synalpheus paraneomeris* Coutière, 1905 <sup>H/P</sup>
61. *Synalpheus tumidomanus* (Paulson, 1875)
62. *Trapezia areolata* Dana, 1852 <sup>P</sup>
63. *Trapezia punctimanus* Odinetz, 1984 <sup>P</sup>
64. *Trapezia tigrina* Eydoux & Souleyet, 1842 <sup>H/P</sup>
65. *Tylaspis anomala* Henderson, 1885

*B3 East Pacific Species.* Species distributed in EIA and eastern Pacific only. Other EIA species that occur in eastern Pacific are included with *Widely Distributed Species* (27 species identified by a \* in Appendix B1).

1. *Ageitomaia baeckstroemi* (Balss, 1924)
2. *Chaceon chilensis* Chirino-Gálvez & Manning, 1989
3. *Galathea lenzi* Rathbun, 1907
4. *Paromola rathbunae* Porter, 1908
5. *Pasiphaea Americana* Faxon, 1893
6. *Pasiphaea chacei* Yaldwyn, 1962
7. *Platymera gaudichaudii* H. Milne Edwards, 1837
8. *Projasus bahamondei* George, 1976
9. *Sergestes brevispinatus* Judkins, 1978
10. *Sergestes geminus* Judkins, 1978

11. *Sergestes gibbilobatus* Judkins, 1978
12. *Sergestes halia* Faxon, 1893
13. *Sergestes pestafer* Burkenroad, 1937
14. *Sergestes extensus* Hanamura, 1983

EIa species collected East of 84° W on the Sala y Gómez and Nazca seamounts. *Widely Distributed Species* of appendix B1 are excluded. <sup>IWP</sup> Indo-West Pacific species; <sup>EP</sup> East Pacific species; <sup>EIa</sup> species still recorded only on the seamounts.

1. *AcanthePHYra trispinosa* Kemp, 1939 <sup>EP</sup>
2. *Chaceon chilensis* Chirino-Gálvez & Manning, 1989 <sup>EP</sup>
3. *Gennadas barbari* Vereshchaka, 1990 <sup>EIa</sup>
4. *Nematocarcinus gracilis* Bate, 1888 <sup>IWP</sup>
5. *Oncopagurus stockmani* Zhadan, 1997 <sup>EIa</sup>
6. *Pandalina nana* Burukovsky, 1990 <sup>EIa</sup>
7. *Pasiphaea chacei* Yaldwyn, 1962 <sup>EP</sup>
8. *Platymera gaudichaudii* H. Milne Edwards, 1837 <sup>EP</sup>
9. *Projasus bahamondei* George, 1976 <sup>EP</sup>
10. *Sergestes brevispinatus* Judkins, 1978 <sup>EP</sup>
11. *Sergestes halia* Faxon, 1893 <sup>EP</sup>
12. *Sergestes pestafer* Burkenroad, 1937 <sup>EP</sup>

*B4 EIa Local Species.* Species still reported only from EIa. The ‘\*’ indicates species that have been collected in a deep range of 0-40 m around Easter Island. The other species have been collected on the seamounts, in a depth range of 150-800 m.

1. *Actaea allisoni* Garth, 1985
2. *Alpheus romenskyi* Burukovsky, 1990
3. *Calcinus pascuensis* Haig, 1974 \*
4. *Cyrtomaia danieli* Zarenkov, 1990
5. *Discias pascuensis* Fransen, 1987 \*
6. *Ebalia sculpta* Zarenkov, 1990
7. *Forestia pascua* Garth, 1985
8. *Garthambrus allisoni* (Garth, 1993)
9. *Garthambrus mironovi* (Zarenkov, 1990)
10. *Gennadas barbari* Vereshchaka, 1990
11. *Glyphocrangon wagini* Burukovsky, 1990
12. *Heterocrypta epibranchialis* Zarenkov, 1990
13. *Homologenus orientalis* Zarenkov, 1990
14. *Liomera laperousei* Garth, 1985
15. *Metapenaeopsis stokmani* Burukovsky, 1990
16. *Monodaeus pettersoni* Garth, 1985

17. *Nematocarcinus pseudocursor* Burukovsky, 1990
18. *Oncopagurus mironovi* Zhadan, 1997
19. *Oncopagurus stockmani* Zhadan, 1997
20. *Palaemonella disalvoi* Fransen, 1987 \*
21. *Pandalina nana* Burukovsky, 1990
22. *Parribacus perlatus* Holthuis, 1967 \*
23. *Percnon pascuensis* Retamal, 2002 \*
24. *Periclimenes rapanui* Fransen, 1987 \*
25. *Plagusia integripes* Garth, 1973 \*
26. *Pontophilus nikiforovi* Burukovsky, 1990
27. *Porcellanopagurus foresti* Zarenkov, 1990
28. *Processa pygmaea* Burukovsky, 1990
29. *Pylopaguropsis garciai* McLaughlin & Haig, 1989 \*
30. *Randallia nana* Zarenkov, 1990
31. *Scyllarides roggeveeni* Holthuis, 1967 \*
32. *Sicyonia nasica* Burukovsky, 1990
33. *Spongicola parvispina* Zarenkov, 1990
34. *Stylodactylus pubescens* Burukovsky, 1990

## INDEX

### A

<i>Acanthephyra</i>	
<i>cucullata</i> .....	20
<i>curtirostris</i> .....	20
<i>eximia</i> .....	20
<i>trispinosa</i> .....	20
<i>Actaea</i>	
<i>allisoni</i> .....	30
<i>parvula</i> .....	30
<i>remota</i> .....	30
<i>affinis, Sympagurus</i> .....	26
<i>africanus</i>	
<i>Oncopagurus</i> .....	26
<i>Sympagurus</i> .....	26
<i>Ageitomaia baekstroemi</i> .....	28
<i>alaini, Plesionika</i> .....	23
<i>Albunea bulla</i> .....	25
<i>Albuneidae sp.</i> .....	25
<i>alcocki, Periclimenes</i> .....	21
<i>allisoni</i>	
<i>Actaea</i> .....	30
<i>Garthambrus</i> .....	28
<i>Parthenope</i> .....	28
<i>Platylambrus</i> .....	28
<i>Allograea tomentosa</i> .....	27
<i>Alpheopsis equalis</i> .....	21

### Alpheus

<i>collumianus</i> .....	21
<i>crockeri</i> .....	21
<i>lanceostylus</i> .....	21
<i>lottini</i> .....	22
<i>pacificus</i> .....	22
<i>romenskyi</i> .....	22
<i>rostratipes</i> .....	22
<i>amboinensis</i>	
<i>Callianassa</i> .....	23
<i>Thor</i> .....	22
<i>americana, Pasiphaea</i> .....	19
<i>americanum, Gnathophyllum</i> .....	21
<i>anomala, Tylaspis</i> .....	27
<i>Arctides regalis</i> .....	24
<i>areolata, Trapezia</i> .....	29
<i>Aristaeomorpha foliacea</i> .....	17
<i>aspera, Mursia</i> .....	28
<i>Asterolambrus mironovi</i> .....	29
<i>Atelicyclidae sp.</i> .....	29
<i>Athanas marshallensis</i> .....	22
<i>atlanticus, Sergestes</i> .....	18

### B

<i>baekstroemi, Ageitomaia</i> .....	28
<i>bahamondei, Projasus</i> .....	24
<i>balssi, Rhynchocinetes</i> .....	21

<i>balssii</i>	
<i>Cancer</i> .....	30
<i>Platepistoma</i> .....	30
<i>Banareia parvula</i> .....	30
<i>barbari</i> , <i>Gennadas</i> .....	17
<i>beaupresii</i> , <i>Harpiliopsis</i> .....	21
<i>Bentheogennema pasithea</i> .....	17
<i>Benthesicymus investigatoris</i> .....	18
<i>bigemnea</i> , <i>Sergia</i> .....	19
<i>biunguiculatus</i> , <i>Brachycarpus</i> .....	21
<i>Bivalvopagurus sinensis</i> .....	26
<i>boletifer</i>	
<i>Paragiopagurus</i> .....	26
<i>Sympagurus</i> .....	26
<i>Brachycarpus biunguiculatus</i> .....	21
<i>brevispinatus</i> , <i>Sergestes</i> .....	18
<i>bullae</i> , <i>Albunea</i> .....	25
<b>C</b>	
<i>Calappidae</i> sp. ....	28
<i>Calcinus</i>	
<i>imperialis</i> .....	25
<i>pascuensis</i> .....	25
<i>vachoni</i> .....	25
<i>Callianassa</i>	
<i>amboinensis</i> .....	23
sp. ....	23
<i>Cancer balssii</i> .....	30
<i>Carpilius convexus</i> .....	29
<i>chabrus</i> , <i>Plagusia</i> .....	31
<i>chacei</i> , <i>Pasiphaea</i> .....	19
<i>Chaceon chilensis</i> .....	29
<i>chilensis</i> , <i>Chaceon</i> .....	29
<i>Chlorodiella cytherea</i> .....	30
<i>coccineus</i> , <i>Petrolisthes</i> .....	25
<i>collumianus</i> , <i>Alpheus</i> .....	21
<i>consobrinus</i> , <i>Sergestes</i> .....	18
<i>convexus</i> , <i>Carpilius</i> .....	29
<i>corniculum</i> , <i>Sergestes</i> .....	18
<i>cornutus</i> , <i>Sergestes</i> .....	18
<i>crinipes</i> , <i>Geograpsus</i> .....	31
<i>cristata</i>	
<i>Pasiphaea</i> .....	20
<i>Systellaspis</i> .....	20
<i>crockeri</i> , <i>Alpheus</i> .....	21
<i>Cryptochiridae</i> spp.....	30
<i>Cryptodromiopsis unidentata</i> .....	27
<i>cucullata</i> , <i>AcanthePHYra</i> .....	20
<i>curtirostris</i> , <i>AcanthePHYra</i> .....	20
<i>Cyclograpsus longipes</i> .....	30
<i>cymodoce</i> , <i>Trapezia</i> .....	30
<i>Cyrtomaia</i>	
<i>danieli</i> .....	28
<i>platypes</i> .....	28
<i>cytherea</i> , <i>Chlorodiella</i> .....	30

**D**

<i>dakini</i> , <i>Thalamita</i> .....	29
<i>Daldorfia horrida</i> .....	28
<i>danae</i> , <i>Trapezia</i> .....	30
<i>danieli</i> , <i>Cyrtomaia</i> .....	28
<i>debilis</i> , <i>Systellaspis</i> .....	20
<i>dehaani</i>	
<i>Dromia</i> .....	27
<i>Lauridromia</i> .....	27
<i>dentipes</i> , <i>Plagusia</i> .....	31
<i>dimorphus</i>	
<i>Parapagurus</i> .....	26
<i>Sympagurus</i> .....	26
<i>disalvoi</i> , <i>Palaemonella</i> .....	21
<i>Discias pascuensis</i> .....	20
<i>dodone</i> , <i>Lophozozymus</i> .....	30
<i>dofleini</i> , <i>Sympagurus</i> .....	26
<i>Dromia dehaani</i> .....	27
<i>Dromidia unidentata</i> .....	27
<i>Dynomenidae</i> sp. ....	27

**E**

<i>easteranus</i> , <i>Ptychognathus</i> .....	31
<i>Ebalia sculpta</i> .....	28
<i>edwardsii</i> , <i>Plesionika</i> .....	23
<i>electra</i> , <i>Etisus</i> .....	30
<i>elegans</i> , <i>Notostomus</i> .....	20
<i>ensis</i> , <i>Plesionika</i> .....	23
<i>Ephyrina ombango</i> .....	20
<i>epibranchialis</i> , <i>Heterocrypta</i> .....	29
<i>Eplumula phalangium</i> .....	27
<i>equalis</i> , <i>Alpheopsis</i> .....	21
<i>Etisus electra</i> .....	30
<i>eximia</i> , <i>AcanthePHYra</i> .....	20
<i>extensus</i> , <i>Sergestes</i> .....	18
<i>extremus</i> , <i>Petrolisthes</i> .....	25

**F**

<i>fenneri</i>	
<i>Heterocarpus</i> .....	23
<i>Plesionika</i> .....	23
<i>ferruginea</i> , <i>Trapezia</i> .....	29, 30
<i>flagellata</i> , <i>Pasiphaea</i> .....	20
<i>foliacea</i> , <i>Aristaeomorpha</i> .....	17
<i>foresti</i> , <i>Porcellanopagurus</i> .....	25
<i>Forestia pascua</i> .....	30

**G**

<i>Galathea lenzi</i> .....	24
<i>gardineri</i> , <i>Sergia</i> .....	19
<i>Garthambrus</i>	
<i>allisoni</i> .....	28
<i>mironovi</i> .....	29
<i>gaudichaudii</i>	
<i>Mursia</i> .....	28
<i>Platymera</i> .....	28
<i>geminus</i> , <i>Sergestes</i> .....	18

<i>Gennadas</i>	
<i>barbari</i> .....	17
<i>incertus</i> .....	17
<i>propinquus</i> .....	17
<i>scutatus</i> .....	17
<i>tinayrei</i> .....	18
<i>Geograpsus crinipes</i> .....	31
<i>gibbilobatus</i> , <i>Sergestes</i> .....	18
<i>Glyphocrangon wagini</i> .....	23
<i>Gnathophyllum americanum</i> .....	21
<i>gracilipes</i> , <i>Strobopagurus</i> .....	26
<i>gracilirostris</i> , <i>Oplophorus</i> .....	20
<i>gracilis</i>	
<i>Nematocarcinus</i> .....	20
<i>Pontophilus</i> .....	23
<b>H</b>	
<i>Hadropenaeus lucasii</i> .....	18
<i>haigae</i> , <i>Oncopagurus</i> .....	26
<i>halia</i> , <i>Sergestes</i> .....	18
<i>halli</i> , <i>Hymenopenaeus</i> .....	18
<i>Hapalocarcinidae</i> spp.....	30
<i>Harpiliopsis beaupresii</i> .....	21
<i>hawaiiensis</i>	
<i>Mursia</i> .....	28
<i>Odontodactylus</i> .....	17
<i>Heterocarpus</i>	
<i>fenneri</i> .....	23
<i>laevigatus</i> .....	22
<i>sibogae</i> .....	22
<i>Heterocrypta epibranchialis</i> .....	29
<i>Hippolyte</i> sp.....	22
<i>hispidus</i> , <i>Stenopus</i> .....	19
<i>Homologenus orientalis</i> .....	27
<i>horrida</i> , <i>Daldorfia</i> .....	28
<i>Huenia pacifica</i> .....	28
<i>Hymenopenaeus halli</i> .....	18
<i>Hymenosomatidae</i> sp.....	28
<b>I</b>	
<i>imperialis</i> , <i>Calcinus</i> .....	25
<i>incertus</i> , <i>Gennadas</i> .....	17
<i>integripes</i> , <i>Plagusia</i> .....	31
<i>integrirrostris</i> , <i>Phylladiorhynchus</i> .....	25
<i>investigatoris</i> , <i>Benthesicymus</i> .....	18
<b>J</b>	
<i>japonica</i> , <i>Paromola</i> .....	27
<b>K</b>	
<i>kaiwiensis</i> , <i>Pasiphaea</i> .....	20
<b>L</b>	
<i>laevigatus</i> , <i>Heterocarpus</i> .....	22
<i>laevis</i> , <i>Pentacheles</i> .....	24
<i>laminata</i> , <i>Sergia</i> .....	19
<i>laminatus</i> , <i>Sergestes</i> .....	19
<i>lanceostylus</i> , <i>Alpheus</i> .....	21
<i>laperousei</i> , <i>Liomera</i> .....	30
<i>Latreillia</i>	
<i>metanasa</i> .....	27
<i>phalangium</i> .....	27
<i>Latreillidae</i> sp.....	27
<i>Lauridromia dehaani</i> .....	27
<i>Leander</i> sp.....	21
<i>lenzi</i> , <i>Galathea</i> .....	25
<i>Leptograpsus variegatus</i> .....	31
<i>Lewindromia unidentata</i> .....	27
<i>Liomera</i>	
<i>laperousei</i> .....	30
<i>monticulosa</i> .....	30
<i>rugata</i> .....	30
<i>longipes</i> , <i>Cyclograpsus</i> .....	30
<i>Lophozozymus dodone</i> .....	30
<i>lottini</i> , <i>Alpheus</i> .....	22
<i>lucasii</i> , <i>Hadropenaeus</i> .....	18
<i>Lysmata trisetacea</i> .....	22
<b>M</b>	
<i>Majidae</i> spp.....	28
<i>mararae</i> , <i>Progeryon</i> .....	29
<i>marshallensis</i> , <i>Athanas</i> .....	22
<i>martia</i> , <i>Plesionika</i> .....	23
<i>maxima</i> , <i>Sergia</i> .....	19
<i>medipacifica</i> , <i>Thalamita</i> .....	29
<i>Meningodora mollis</i> .....	20
<i>Metabateaeus minutus</i> .....	22
<i>Metalpheus</i>	
<i>paragracilis</i> .....	22
<i>rostratipes</i> .....	22
<i>metanasa</i> , <i>Latreillia</i> .....	27
<i>Metapenaeopsis stokmani</i> .....	18
<i>minutus</i>	
<i>Metabateaeus</i> .....	22
<i>Pachygrapus</i> .....	31
<i>mironovi</i>	
<i>Asterolambrus</i> .....	29
<i>Garthambrus</i> .....	29
<i>Oncopagurus</i> .....	26
<i>Platylambrus</i> .....	29
<i>mollis</i> , <i>Meningodora</i> .....	20
<i>Monodaeus pettersoni</i> .....	30
<i>monticulosa</i> , <i>Liomera</i> .....	30
<i>Munida</i> sp.....	25
<i>Mursia</i>	
<i>aspera</i> .....	28
<i>gaudichaudii</i> .....	28
<i>hawaiiensis</i> .....	28
<b>N</b>	
<i>nana</i>	
<i>Pandalina</i> .....	22
<i>Randallia</i> .....	28
<i>nasica</i> , <i>Sicyonia</i> .....	18

<i>Nematocarcinus</i>	
<i>gracilis</i> .....	20
<i>pseudocursor</i> .....	20
<i>undulatipes</i> .....	20
<i>nikiforovi</i> , <i>Pontophilus</i> .....	23
<i>Notostomus elegans</i> .....	20
<b>O</b>	
<i>ocellus</i> , <i>Plesionika</i> .....	23
<i>oculata</i>	
<i>Pseudosquilla</i> .....	17
<i>Pseudosquillisma</i> .....	17
<i>Odontodactylus hawaiiensis</i> .....	17
<i>ombango</i> , <i>Ephyrina</i> .....	20
<i>Oncopagurus</i>	
<i>africanus</i> .....	26
<i>haigae</i> .....	26
<i>mironovi</i> .....	26
<i>sp. A</i> .....	26
<i>stockmani</i> .....	26
<i>tuamotu</i> .....	26
<i>Oplophorus</i>	
<i>gracilirostris</i> .....	20
<i>spinosus</i> .....	20
<i>orientalis</i>	
<i>Homologenus</i> .....	27
<i>Sergestes</i> .....	18
<i>Ovalipes trimaculatus</i> .....	29
<i>oxyrhyncha</i>	
<i>Pseudosquilla</i> .....	17
<i>Raoulserenea</i> .....	17
<b>P</b>	
<i>Pachygrapus</i>	
<i>minutus</i> .....	31
<i>planifrons</i> .....	31
<i>transversus</i> .....	31
<i>pacifica</i> , <i>Huenia</i> .....	28
<i>pacificus</i> , <i>Alpheus</i> .....	22
<i>Palaemonella</i>	
<i>disalvoi</i> .....	21
<i>spinulata</i> .....	21
<i>Pandalina nana</i> .....	22
<i>Panulirus pascuensis</i> .....	24
<i>Paragiopagurus</i>	
<i>boletifer</i> .....	26
<i>ruticheles</i> .....	26
<i>wallisi</i> .....	26
<i>paragracilis</i> , <i>Metapheus</i> .....	22
<i>paraneomeris</i> , <i>Synalpheus</i> .....	22
<i>Parapagurus</i>	
<i>dimorphus</i> .....	26
<i>rectichela</i> .....	26
<i>sculptochela</i> .....	26
<i>Paromola</i>	
<i>japonica</i> .....	27
<i>rathbunae</i> .....	27
<i>Parribacus perlatus</i> .....	24
<i>Parthenope allisoni</i> .....	28
<i>parvispina</i> , <i>Spongicola</i> .....	19
<i>parvula</i>	
<i>Actaea</i> .....	30
<i>Banareia</i> .....	30
<i>pascua</i> , <i>Forestia</i> .....	30
<i>pascuensis</i>	
<i>Calcinus</i> .....	25
<i>Discias</i> .....	20
<i>Panulirus</i> .....	24
<i>Percnon</i> .....	31
<i>Pasiphaea</i>	
<i>americana</i> .....	19
<i>chacei</i> .....	19
<i>crinata</i> .....	20
<i>flagellata</i> .....	20
<i>kaiwiensis</i> .....	20
<i>pasithea</i> , <i>Bentheogennema</i> .....	17
<i>pectinatus</i> , <i>Sergestes</i> .....	18
<i>Pentacheles laevis</i> .....	24
<i>Percnon pascuensis</i> .....	31
<i>Periclimenes</i>	
<i>alcocki</i> .....	21
<i>rapanui</i> .....	21
<i>sp.</i> .....	21
<i>perlatus</i> , <i>Parribacus</i> .....	24
<i>pestafer</i> , <i>Sergestes</i> .....	18
<i>Petrolisthes</i>	
<i>coccineus</i> .....	25
<i>extremus</i> .....	25
<i>sp. nov.</i> .....	25
<i>pettersoni</i> , <i>Monodaeus</i> .....	30
<i>phalangium</i>	
<i>Eplumula</i> .....	27
<i>Latreillia</i> .....	27
<i>Phylladorhynchus</i>	
<i>integriristris</i> .....	25
<i>serrirostris</i> .....	25
<i>Pinnotheridae sp.</i> .....	30
<i>Plagusia</i>	
<i>chabrus</i> .....	31
<i>dentipes</i> .....	31
<i>integripes</i> .....	31
<i>planifrons</i> , <i>Pachygrapus</i> .....	31
<i>Platapistoma balssii</i> .....	30
<i>Platylambrus</i>	
<i>allisoni</i> .....	28
<i>mironovi</i> .....	29
<i>Platymera gaudichaudii</i> .....	28
<i>platypes</i> , <i>Cyrtomaia</i> .....	28
<i>Plesionika</i>	
<i>alaini</i> .....	23
<i>crosnieri</i> .....	23
<i>edwardsii</i> .....	23

<i>ensis</i> .....	23
<i>fenneri</i> .....	23
<i>martia</i> .....	23
<i>ocellus</i> .....	23
<i>reflexa</i> .....	23
<i>williamsi</i> .....	23
<i>Polycheles surdus</i> .....	24
<i>Pontocaris rathbuni</i> .....	23
<i>Pontophilus</i>	
<i>gracilis junceus</i> .....	23
<i>nikiforovi</i> .....	23
<i>sp.</i> .....	23
<i>Porcellanopagurus foresti</i> .....	25
<i>Portunidae spp.</i> .....	29
<i>Portunus pubescens</i> .....	29
<i>potens, Sergia</i> .....	19
<i>Processa pygmaea</i> .....	22
<i>Progeryon mararae</i> .....	29
<i>Projasus bahamondei</i> .....	24
<i>propinquus, Gennadas</i> .....	17
<i>pseudocursor, Nematocarcinus</i> .....	20
<i>Pseudoliomera remota</i> .....	30
<i>Pseudosquilla</i>	
<i>oculata</i> .....	17
<i>oxyrhyncha</i> .....	17
<i>Pseudosquillisma oculata</i> .....	17
<i>Ptychognathus easteranus</i> .....	31
<i>pubescens</i>	
<i>Portunus</i> .....	29
<i>Stylodactylus</i> .....	21
<i>punctimanus, Trapezia</i> .....	30
<i>pygmaea, Processa</i> .....	22
<b>R</b>	
<i>Randallia nana</i> .....	28
<i>Raoulserenea oxyrhyncha</i> .....	17
<i>rapanui, Periclimenes</i> .....	21
<i>rathbunae, Paromola</i> .....	27
<i>rathbuni, Pontocaris</i> .....	23
<i>rectichela</i>	
<i>Parapagurus</i> .....	26
<i>Sympagurus</i> .....	26
<i>reflexa, Plesionika</i> .....	23
<i>regalis</i>	
<i>Arctides</i> .....	24
<i>Sergia</i> .....	19
<i>remota</i>	
<i>Actaea</i> .....	30
<i>Pseudoliomera</i> .....	30
<i>Rhynchocinetes balssi</i> .....	21
<i>robusta, Sergia</i> .....	19
<i>robustus, Sergestes</i> .....	19
<i>roggeveeni, Scyllarides</i> .....	24
<i>romenskyi, Alpheus</i> .....	22
<i>rostratipes</i>	
<i>Alpheus</i> .....	22
<i>Metalpheus</i> .....	22
<i>rugata, Liomera</i> .....	30
<i>ruticheles</i>	
<i>Paragiopagurus</i> .....	26
<i>Sympagurus</i> .....	26
<b>S</b>	
<i>scintillans, Sergia</i> .....	19
<i>sculpta, Ebalia</i> .....	28
<i>sculptochela, Parapagurus</i> .....	26
<i>scutatus, Gennadas</i> .....	17
<i>Scyllarides roggeveeni</i> .....	24
<i>Sergestes</i>	
<i>atlanticus</i> .....	18
<i>brevispinatus</i> .....	18
<i>consobrinus</i> .....	18
<i>corniculum</i> .....	18
<i>cornutus</i> .....	18
<i>extensus</i> .....	18
<i>geminus</i> .....	18
<i>gibbilobatus</i> .....	18
<i>halia</i> .....	18
<i>laminatus</i> .....	19
<i>orientalis</i> .....	18
<i>pectinatus</i> .....	18
<i>pestafer</i> .....	18
<i>robustus</i> .....	19
<i>vigilax</i> .....	19
<i>Sergia</i>	
<i>bigemnea</i> .....	19
<i>gardineri</i> .....	19
<i>laminata</i> .....	19
<i>maxima</i> .....	19
<i>potens</i> .....	19
<i>regalis</i> .....	19
<i>robusta</i> .....	19
<i>scintillans</i> .....	19
<i>serrirostris, Phylladorhynchus</i> .....	25
<i>sibogae, Heterocarpus</i> .....	22
<i>Sicyonia nasica</i> .....	18
<i>sinensis, Bivalvopagurus</i> .....	26
<i>spinosus</i>	
<i>Oplophorus</i> .....	20
<i>Thor</i> .....	22
<i>spinulata, Palaemonella</i> .....	21
<i>Spongicola parvispina</i> .....	19
<i>Stenopus hispidus</i> .....	19
<i>stockmani, Oncopagurus</i> .....	26
<i>stockmani, Metapenaeopsis</i> .....	18
<i>Strobopagurus gracilipes</i> .....	26
<i>Stylodactylus pubescens</i> .....	21
<i>surdus, Polycheles</i> .....	24
<i>Sympagurus</i>	
<i>affinis</i> .....	26
<i>africanus</i> .....	26
<i>boletifer</i> .....	26

<i>dimorphus</i> .....	26	<i>ferruginea</i> .....	29, 30
<i>dofleini</i> .....	26	<i>punctimanus</i> .....	30
<i>rectichela</i> .....	26	<i>tigrina</i> .....	30
<i>ruticheles</i> .....	26	<i>trimaculatus, Ovalipes</i> .....	29
<i>wallisi</i> .....	26	<i>trisetacea, Lysmata</i> .....	22
<i>Synalpheus</i>		<i>trispinosa, Acanthephyra</i> .....	20
<i>paraneomeris</i> .....	22	<i>tuamotu, Oncopagurus</i> .....	26
<i>tumidomanus</i> .....	22	<i>tumidomanus, Synalpheus</i> .....	22
<i>Systemaspis</i>		<i>Tylaspis anomala</i> .....	27
<i>cristata</i> .....	20	<b>U</b>	
<i>debilis</i> .....	20	<i>undulatipes, Nematocarcinus</i> .....	20
<b>T</b>		<i>unidentata</i>	
<i>Thalamita</i>		<i>Cryptodromiopsis</i> .....	27
<i>dakini</i> .....	29	<i>Dromidia</i> .....	27
<i>medipacifica</i> .....	29	<i>Lewindromia</i> .....	27
<i>sp.</i> .....	29	<b>V</b>	
<i>Thor</i>		<i>vachoni, Calcinus</i> .....	25
<i>amboinensis</i> .....	22	<i>variegatus, Leptograpsus</i> .....	31
<i>spinosus</i> .....	22	<i>vigilax, Sergestes</i> .....	19
<i>tigrina, Trapezia</i> .....	30	<i>wagini, Glyphocrangon</i> .....	23
<i>tinayrei, Gennadas</i> .....	18	<i>wallisi</i>	
<i>tomentosa, Allograea</i> .....	27	<i>Paragiopagurus</i> .....	26
<i>transversus, Pachygrapus</i> .....	31	<i>Sympagurus</i> .....	26
<i>Trapezia</i>		<i>williamsi, Plesionika</i> .....	23
<i>areolata</i> .....	29	<i>Xanthidae spp.</i> .....	30
<i>cymodoce</i> .....	30		
<i>danae</i> .....	30		

## ADDENDUM

This reference was found while this work was in press: Galil, B. S., and V. A. Spiridonov, 1998. *Mursia zarenkovi* new species (Decapoda, Calappidae) from the southeastern Pacific. *Crustaceana*, 71(8): 904-908. In that study, the crabs *Mursia aspera* Alcock, 1899 and *Mursia hawaiiensis* Rathbun, 1893, from the Sala y Gómez and Nazca seamounts, are attributed to a single species, *Mursia zarenkovi* Galil & Spiridonov, 1998.

The slipper lobster *Parribacus perlatus* Holthuis, 1967, considered as endemic to Easter Island in this work, is now reported from French Polynesia: coll. BENTHAUS Expedition, November 2002, Rapa Island, 5-18 m, det. J. Poupin and T.Y. Chan, specimens deposited in MNHN, Paris collections.