



LJMU Research Online

Mohammadhosseini, M, Frezza, C, Venditti, A and Sarker, SD

A systematic review on phytochemistry, ethnobotany and biological activities of the genus *Bunium* L.

<http://researchonline.ljmu.ac.uk/id/eprint/15564/>

Article

Citation (please note it is advisable to refer to the publisher's version if you intend to cite from this work)

Mohammadhosseini, M, Frezza, C, Venditti, A and Sarker, SD (2021) A systematic review on phytochemistry, ethnobotany and biological activities of the genus *Bunium* L. *Chemistry and Biodiversity*, 18 (11). ISSN 1612-1872

LJMU has developed **LJMU Research Online** for users to access the research output of the University more effectively. Copyright © and Moral Rights for the papers on this site are retained by the individual authors and/or other copyright owners. Users may download and/or print one copy of any article(s) in LJMU Research Online to facilitate their private study or for non-commercial research. You may not engage in further distribution of the material or use it for any profit-making activities or any commercial gain.

The version presented here may differ from the published version or from the version of the record. Please see the repository URL above for details on accessing the published version and note that access may require a subscription.

For more information please contact researchonline@ljmu.ac.uk

<http://researchonline.ljmu.ac.uk/>

1 **A systematic review on phytochemistry, ethnobotany and biological**
2 **activities of the genus *Bunium* L.**

3

4 Majid Mohammadhosseini^{a*}, Claudio Frezza^b, Alessandro Venditti^c,
5 and Satyajit D. Sarker^d

6

7 a) Department of Chemistry, College of Basic Sciences, Shahrood Branch,
8 Islamic Azad University, Shahrood, Iran

9 b) Dipartimento di Biologia Ambientale: “Sapienza” Università di Roma,
10 Piazzale Aldo Moro 5, 00185 Rome (Italy)

11 c) Dipartimento di Chimica: “Sapienza” Università di Roma, Piazzale Aldo Moro
12 5, 00185 Rome (Italy)

13 d) Centre for Natural Products Discovery, School of Pharmacy and Biomolecular
14 Sciences, Liverpool John Moores University, James Parsons Building, Byrom
15 Street, Liverpool L3 3AF, United Kingdom

16

17 *Correspondence: e-mail address: majidmohammadhosseini@yahoo.com;

18 Phone: (++98)-23-32394530; Fax: (++98)-23-32394537

19

20

21 ABSTRACT

22

23 The aim of this review article is to present, for the first time, an appraisal of the phytochemical,
24 ethnobotanical and pharmacological data on *Bunium* species. The literature search was
25 conducted using the Scopus, Google Scholar and PubMed databases. The genus *Bunium* has
26 been found to produce both essential oil (EO), mainly comprising monoterpenes and
27 sesquiterpenes, and non-volatile components mainly coumarins and flavonoids. There are
28 several pharmacological activities associated with the *Bunium* species, especially antioxidant,
29 antibacterial and antifungal properties. The chemotaxonomic appraisal of the phytochemical
30 pattern of the genus is in sink with the current classification of the family. Moreover, this review
31 confirms the significant ethnobotanical and pharmacological potential of different *Bunium*
32 species.

33

34 **Keywords:** Apiaceae, *Bunium* L., biological activities, ethnobotany, phytochemistry

35

36 Abbreviation list:

37 ABTS^{•+}: 2,2'-Azino-bis(3-ethylbenzothiazoline-6-sulfonic acid) diammonium salt; *Alternaria*
38 *alternata*: *A. alternata*; *Aspergillus flavus*: *A. flavus*; *Aspergillus niger*: *A. niger*; *Aspergillus*
39 *parasiticus*: *A. parasiticus*; *Bacillus subtilis*: *B. subtilis*; BCLAB: β -Carotene-linoleic acid
40 bleaching; BHA: Butylated hydroxyanisole; BHT: Butylated hydroxytoluene; BPEO: *B.*
41 *persicum* essential oil; *Candida albicans*: *C. albicans*; CC: Column chromatography;
42 *Colletotrichum acutatum*: *C. acutatum*; *Colletotrichum fragariae*: *C. fragariae*; *Colletotrichum*
43 *gloeosporioides*: *C. gloeosporioides*; CUPRAC: Cupric Reducing Antioxidant Capacity;
44 DPPH[•]: 1,1'-Diphenyl-1-picrylhydrazyl; EC₅₀: Median effective concentration; EO: Essential
45 oil; *Escherichia coli*: *E. coli*; F.B.B.: Fruit-bearing branches; FRAP: Fe reducing antioxidant
46 power; *Fusarium oxysporum*: *F. Oxysporum*; GLC: Gas-liquid chromatography; HD:
47 Hydrodistillation; HD-SME: Hydrodistillation-headspace solvent microextraction; HPLC:
48 High Performance Liquid Chromatography; HPLC-MS: HPLC coupled to Tandem Mass
49 Spectrometry; HPSA: Hydrogen peroxide scavenging activity; IC₅₀: Median inhibitory
50 concentration; ICPD: Instant controlled pressure drop; IR: Infra-red spectroscopy; LC: Liquid
51 chromatography; LD₅₀: Median lethal dose; *Listeria gray*: *L. gray*; *Listeria monocytogenes*: *L.*
52 *monocytogenes*; MAHD: Microwave-assisted hydrodistillation; MBC: Minimum bactericidal
53 concentration; MD: Microdistillation; MFC: Minimum fungicidal concentration; MH:

54 Monoterpene hydrocarbons; MIC: Minimum inhibitory concentration; MS: Mass
55 spectroscopy; n.s.: Not specified; NH: Non-terpene hydrocarbons; NMR: Nuclear magnetic
56 resonance spectroscopy; NR: Not reported; OM: Oxygenated monoterpene; OS: Oxygenated
57 sesquiterpenes; *Penicilium candidum*: *P. candidum*; *Penicillium notatum*: *P. notatum*;
58 *Pseudomonas aeruginosa*: *P. aeruginosa*; PV: Peroxide value; *Salmonella typhi*: *S. typhi*; SCE:
59 Supercritical extraction; SD: Steam distillation; SE: Solvent extraction; SH: Sesquiterpene
60 hydrocarbons; SHWE: Superheated water-based extraction; SPME: Solid phase
61 microextraction; *Staphylococcus aureus*: *S. aureus*; SXE: Soxhlet extraction; T.B.: Thickened
62 branches; TBA: Thiobarbituric acid; TBHQ: Tertbutylhydroquinone; TLC: Thin layer
63 chromatography; *Trichoderma harzianum*: *T. Harzianum*; UAE: Ultrasound-assisted
64 extraction; UV: Ultraviolet spectroscopy; YEO: Yield of essential oil.

65

66 **1. Introduction**

67

68 Since prehistoric times, there has been a growing interest for the use of medicinal plants and
69 herbs. In the literature, there are numerous reports accounting for the presence of several
70 valuable bioactive compounds in plant materials possessing remarkable biological,
71 pharmaceutical and medicinal activities. [1-5]

72 The genus *Bunium* L. comprises 212 arid or sub-arid geophytes from the family Apiaceae (*alt.*
73 Umbelliferae), including 53 accepted species, 128 synonymous species and 31 unresolved
74 species. [6] The name of the genus derives from the Greek term βούνιον (boúunion) meaning
75 lump because of the typical big form of its tubers.

76 From the morphological standpoint, species of this genus are characterized by tuberiform
77 storage roots, petiolulate primary segments of bi- or tri-pinnatifid leaf blades, calyces without
78 teeth and white petals with inflexed terminal lobes. The fruits appear to be rather uniform, but
79 they present filiform ribs, special lignified elements in the mesocarp and an endosperm, which
80 is flattened on the commissural side (Figure 1). [7] These morphological features make *Bunium*
81 species quite similar to those of the genus *Carum* L. In fact, *Bunium* and *Carum* genera are
82 taxonomically close and appear as useful herbs and aromatic plants, [8] which often grow under
83 temperate, warm and dry, arid and semi-arid climatic conditions and usually on the
84 mountainous slopes. [9, 10] The vernacular names of some of the *Bunium* species have been
85 summarized in Table 1. The main habitats of *Bunium* species are in Jammu-Kashmir,

86 Afghanistan, Baluchestan, India, Himachal Pradesh, Pamir Mountains, Tajikistan,
 87 Turkmenistan, Syria, Iran as well as in some European, and African countries. [11-16]



88
 89 Figure 1: Photos of *Bunium* spp. highlighting flowers, leaves and stems.

90

91 Table 1

92 The vernacular names of some *Bunium* species

<i>Bunium</i> species	Country	Vernacular name(s)	Reference
<i>B. cylindricum</i> (Boiss. et Hohen.).	Iran	Kaji Zira	[17]
<i>B. incrassatum</i> (Boiss.) Batt. & Trab.	Algeria	Talghouda	[18]
<i>B. persicum</i> (Boiss). B. Fedtsch	Iran	Wild caraway	[8]
	India	Kalazira	[19, 20]
	Iran	Black cumin (ZireSiah)	[14, 21]
	Iran	ZirehKuhi	[22]
	Iran	Mountainous Black Zira	[9, 23]
	Germany	Zwartekomijin	[24]
	Denmark	Sort kommen	
	France	Cumin noir	
	Japan	Burakku-kumin	
	Italy	Cuminonero	
	Nepal	Kalijira, Himalijira	
	Spain	Comino negro	
	Jammu-Kashmir	Zeur	

93

94 In particular, 14 species are found in the flora of Iran [25] with 2 endemic species, namely *B.*
 95 *lurestanicum* Rech. f. and *B. wolffi* Kljuykov. [12, 26] In Turkey, 15 *Bunium* species are known,
 96 of which *B. fallax* Freyn, *B. nudum* (Post) H. Wolff and *B. pinnatifolium* Kljuykov are endemic.
 97 [27] In the Algerian flora, the genus *Bunium* comprises 7 species, of which 4 are endemic. [18] *B.*
 98 *persicum* (syn. *Carum persicum* Boiss.), is endemic in the central regions of Asia and in
 99 Northern India, instead [23, 28] Actually, some *Bunium* species are considered endangered,
 100 especially *B. persicum*, the seeds of which are extensively harvested for several purposes. [10]

101 This review article presents a systematic appraisal of the published literature on the genus
 102 *Bunium*. To conduct this study, the data available in the Scopus, Google Scholar and PubMed
 103 database were gathered under the title "*Bunium*" and lastly accessed in August 2021.

104

105 **2. Phytochemistry of the genus *Bunium***

106

107 *Bunium* species are mainly known to biosynthesize volatile compounds composing the essential
108 oil (EO) together with some metabolites of the polar fraction. In the following sub-sections, the
109 metabolites, already identified to date, are presented.

110

111

112 **2.1. Essential oil (EO) metabolites**

113

114 EO a hydrophobic liquid, which is usually lighter than water and for its isolation, a number of
115 classical and advanced methods have been reported in the literature to date. [29-32] The screening
116 of the chemical profiles of the EOs usually leads to the identification of a wide range of natural
117 compounds belonging to several classes (terpenoids, non-terpenoids) which are applied in
118 different pharmacological and medical areas. [1, 2, 33-38]

119 Different species of the genus *Bunium* usually possess a pungent odor and are potential sources
120 of secondary metabolites, mainly terpenoids, which constitute the EO found in their secretory
121 glands. A large number of reports are found in the literature dealing with the quantitative and
122 qualitative characterizations of various *Bunium* species. Accordingly, several studies focused
123 on *B. persicum* essential oil (BPEO) profiles. As shown in Table 2, in many BPEO profiles,
124 monoterpene hydrocarbons (MHs) are the major fractions of the characterized oils. In this
125 sense, γ -terpinene and *p*-cymene were reported as the main constituents of BPEO samples. [39-
126 42] On the other hand, some other profiles of BPEO are dominated by oxygenated monoterpenes
127 (OMs), specifically cuminaldehyde. [13, 43] In addition, regardless of negligible differences in
128 total amounts of natural compound groups, in some profiles, MHs and OMs were recognized
129 as dominating groups with high prevalence of γ -terpinene. [43, 44]

130

131

132 Table 2: Essential oil (EO) components of different *Bunium* species

<i>Bunium</i> spp.	Organ studied	Country	Main compounds (%)	Number of identified compounds/ Total percentage	YEO ^[a]	Dominant class	Extraction/ Characterization methods	References
<i>B. alpinum</i> Waldst. & Kit.	Aerial parts	Algeria	Caryophyllene oxide (33.8%), humulene epoxide I (8.4%), <i>n</i> -pentacosane (6.4%), ledenoxide I (4.7%), 14-hydroxy-9- <i>epi</i> -(<i>E</i>)-caryophyllene (4.6%) and 2 α -hydroxy-amorpha-4,7(11)-diene (4.4%)	24/87.3	0.10	OS ^[b]	HD ^[c] / GC-MS ^[d]	[45]
<i>B. badghysi</i> (Korovin) Korovin	Seeds	Iran	β -Sesquiphellandrene (32.8%), germacrene D (21.3%), germacrene B (14.5%) and (<i>E</i>)-caryophyllene (7.5%)	16/93.1	0.57	SH ^[e]	HD/ GC-FID ^[f] and GC-MS	[26]
<i>B. caroides</i> (Boiss.) Hausskn. ex Bornm.	Seeds	Iran	β -Sesquiphellandrene (24.2%), germacrene D (13.5%) and germacrene B (13.1%)	13/77.2	0.09	SH	HD/ GC-FID and GC-MS	
	Aerial parts	Iran	(<i>E</i>)-Caryophyllene (26.6%), germacrene-D (22.1%), dillapiole (10.2%) and asaricin (7.5%)	30/92.3	0.14	SH	HD/ GC, GC-MS, and ¹³ C-NMR ^[g]	[8]
<i>B. cylindricum</i> (Boiss. et hohen.) Drude.	Aerial parts	Iran	Myristicin (43.1%), β -phellandrene (20.0%), β -pinene (15.6%) and α -pinene (10.7%)	14/100	0.09	MH ^[h] and NH ^[i]	HD/ GC and GC-MS	[46]
<i>B. elegans</i> (Fenzl) Freyn	Aerial parts	Turkey	Caryophyllene oxide (28.7%), myristicin (7.4%), caryophyllenol-II (4.1%), α -selinene (4.0%), hexadecanoic acid (3.7%), β -caryophyllene (3.0%), <i>iso</i> -caryophyllene oxide (3.0%), salvia 4(14)-en-1-ol (2.9%), humulene epoxide II (2.6%), spathulenol (2.6%) and germacrene D (2.5%)	29/76.7	3.7	OS	HD, GC-FID, GC-MS	[47]
		Iran	(<i>E</i>)-Caryophyllene (38.0%), germacrene-D (24.1%), (<i>Z</i>)- β -ocimene (5.9%) and α -pinene (4.1%)	19/91.4	0.13	SH	HD/ GC, GC-MS, and ¹³ C-NMR	[8]
<i>B. ferulaceum</i> Sm.	Fruits	Algeria	Caryophyllene oxide (31.0%), (<i>Z</i>)- β -farnesene (8.7%), β -caryophyllene	28/81.4	NR ^[j]	OS	SD ^[k] / GC and GC-MS	[48]

			(7.2%) and germacrene B (5.8%)					
	F.B.B. ^[1]		Caryophyllene oxide (26.8%), nonacosane (11.6%), germacrene B (7.7%), β -caryophyllene (5.8%), (Z)- β -farnesene (5.1%), caryophyllenol II (4.8%) and spathulenol (2.5%)	40/85.2	NR	OS	SD/ GC and GC-MS	
	T.B. ^[m]		Nonacosane (44.7%), spathulenol (5.3%), eudesm-4(15),7-dien-1 β -ol (4.4%), caryophyllenol II (4.1%), (Z)- β -farnesene (2.3%), germacrene B (1.2%) and β -caryophyllene (1.0%)	24/75.4%	NR	NH	SD/ GC and GC-MS	
	Areal parts	Algeria	Palmitic acid (18.4%), caryophylleneoxide (17.4%), β -eudesmol (14.0%), <i>n</i> -pentacosane (5.1%), 10- <i>epi</i> - α -muurolol (4.4%), hedyacryol (4.1%) and spatuleneol (4.0%)	31/97.2	0.09	OS	HD/ GC-MS	^[45]
<i>B. luristanicum</i> Rech.f.	Aerial parts	Iran	<i>E</i> -Anethole (60.9%), limonene (9.7%), α -fenchyl acetate (5.2%), <i>p</i> -allylanisole (4.7%), γ -terpinene (2.9%), α -pinene (2.8%) and β -pinene (2.4%)	35/95.2	3.1	NH	HD, GC-MS	^[49]
			<i>E</i> -Anethole (60.9%), limonene (9.2%), α -fenchyl acetate (5.2%), <i>p</i> -allylanisole (4.5%), α -pinene (2.5%), γ -terpinene (2.5%) and β -pinene (2.4%)	35/98.6	NR	NH	HD, GC-MS	
	Aerial parts	Iran	α -Pinene (16.2%), 1.8-cineole (13.7%), myrcene (12.7%), camphor (8.2%), camphene (6.8%), α -terpinene (6.4%), borneol (5.5%), linalool (4.0%), 3-octanone (3.2%) and β -pinene (2.8%)	34/95.8	NR	MH	MAHD ^[n] , GC-MS	^[26]
	Seeds		Germacrene D (25.1%), (<i>E</i>)-caryophyllene (11.6%) and bicyclogermacrene (11.5%)	13/57	0.62	SH	HD/ GC-FID and GC-MS	

<i>B. microcarpum</i> (Boiss.) Freyn & Bornm.	Seeds	Iran	Elemicine (21.7%), germacrene D (12.7%), (Z)- β -ocimene (12.2%), limonene (11.8%) and β -pinene (9.6%)	23/90.1	1.99	MH	HD/ GC-FID and GC-MS	[26]
<i>B. persicum</i> (Boiss.) B. Fedtsch.	Fruits	Tajikistan	<i>p</i> -Mentha-1,4-dien-7-al (29.0%), γ -terpinene (25.7%), β -pinene (15.6%) and cuminaldehyde (11.7%)	22/98.1	3.33	MH and OM ^[o]	HD/ GC and GC-MS	[50]
	Fruits	Iran	Cuminaldehyde (27.0%), γ -terpinene (25.8%), <i>p</i> -cymene (12.1%), cuminyl alcohol (6.0%) and limonene (5.1%)	25/93.8	3.1	MH and OM	HD/ GC and GC-MS	[51]
	Seeds	Iran	γ -Terpinene (20.1%), cuminic aldehyde (16.6%), <i>p</i> -mentha-1,3-dien-7-al (15.1%) and <i>p</i> -mentha-1,4-dien-7-al (13.2%)	22/98.6	NR	OM and MH	HD HD-SME ^[p] / GC-MS	[20]
			γ -Terpinene (29.3%), cuminic aldehyde (15.5%), <i>p</i> -mentha-1,3-dien-7-al (11.5%) and <i>p</i> -mentha-1,4-dien-7-al (13.4%)	17/99.8	NR	OM and MH	HD HD-SME / GC-MS	
	Seeds	Iran	(<i>E</i>)-Caryophyllene (27.8%), γ -terpinene (15.2%), cuminyl acetate (14.7%), cuminaldehyde (6.0%), <i>p</i> -cymene (5.2%), pinocarvyl acetate (4.4%), limonene (3.9%), α -methyl-benzene methanol (3.9%), croweacin (2.9%) and β -pinene (2.2%)	29/98.2	2.2	MH	HD/ GC-MS	[52]
	Fruits (Wild type)	Iran	γ -Terpinene (44.2%), <i>p</i> -cuminaldehyde (16.9%) and <i>p</i> -cymene (8.0%)	35/95.6	9.1	MH	HD/ GC and GC-MS	[40]
	Fruits (First year cultivation)		γ -Terpinene (40.8%), <i>p</i> -cuminaldehyde (14.1%) and <i>p</i> -cymene (9.5%)	35/95.0	6.2	MH	HD/ GC and GC-MS	
	Fruits (Second year cultivation)		γ -Terpinene (36.8%), <i>p</i> -cuminaldehyde (11.8%) and <i>p</i> -cymene (9.4%)	35/96.4	5.1	MH	HD/ GC and GC-MS	
	Fruits	Iran	Cuminaldehyde (33.0%), γ -terpinene (22.3%), γ -terpinen-7-al (15.4%), <i>p</i> -cymene (13.1%), α -terpinen-7-al (2.6%) and sabinene (1.8%)	15/91.5	8.5	OM and MH	HD/ GC and GC-MS	[13]
			γ -Terpinen-7-al (30.0%), γ -terpinene (23.2%),	17/96.7	3.5	OM and MH	HD/ GC and GC-MS	

			cuminaldehyde (15.7%), <i>p</i> -cymene (12.8%), limonene (5.9%), α -terpinen-7-al (3.3%) and sabinene (1.8%)					
			Cuminaldehyde (38.8%), γ -terpinene (16.5%), γ -terpinen-7-al (15.5%), <i>p</i> -cymene (14.2%), limonene (3.6%), α -terpinen-7-al (3.2%) and sabinene (1.2%)	14/95.4	7.0	OM and MH	HD/ GC and GC-MS	
			γ -Terpinene (32.9%), γ -terpinen-7-al (32.5%), cuminaldehyde (10.9%), <i>p</i> -cymene (5.3%), α -terpinen-7-al (4.6%), limonene (3.7%), sabinene (2.5%), α -pinene (1.3%), camphen (1.0%) and β -pinene (1.0%)	16/97.7	4.0	MH and OM	HD/ GC and GC-MS	
Seeds	Iran		γ -Terpinene (44.2%), cuminaldehyde (16.9%), γ -terpinen-7-al (10.5%) and <i>p</i> -cymene (8%)	35/95.5	9.1	MH	HD/ GC and GC-MS	[53]
Fruits	Iran		γ -Terpinene (46.1%), cuminal (23.9%) and <i>p</i> -cymene (15.9%)	10/99.8	2.0	MH	HD/ GC-MS	[54]
Whole plant	Iran		γ -Terpinene (39.7%)	10/95.1	5.51	MH	HD/ GC and GC-MS	[14]
			γ -Terpinene (41.9%)	10/100	6.65	MH	HD/ GC and GC-MS	
			γ -Terpinene (41.8%)	10/99.9	3.12	MH	HD/ GC and GC-MS	
	India	Cuminaldehyde (37.1%)	9/98.3	1.92	OM	HD/ GC and GC-MS		
	Pakistan		γ -Terpinene (37.2%)	10/100	2.35	MH	HD/ GC and GC-MS	
Seeds	Iran		γ -Terpinene (31.1%), cuminaldehyde (24.8%), <i>p</i> -cymene (16.2%), limonene (7.6%), β -pinene (3.3%) and elemicin (2.9%)	24/100	4.18	MH	HD/ GC and GC-MS	[55]
			Cuminaldehyde (28.2-29.2%), γ -terpinene (28.2-28.4%), <i>p</i> -cymene (14.7-16.5%), limonene (6.1-8.3%), β -pinene (2.1-2.7%) and elemicin (2.7-3.3%) ^[q]	24/100	4.31-4.73	MH	MAHD/ GC and GC-MS	
Fruits	Iran		KF ^[r] : γ -Terpinene (26.3%), γ -terpinen-7-al (22.3%), cuminaldehyde (19.8%), <i>p</i> -cymene (14.2%) and limonene (6.2%)	19/99.3	2.3	MH	HD/ GC and GC-MS	[43]

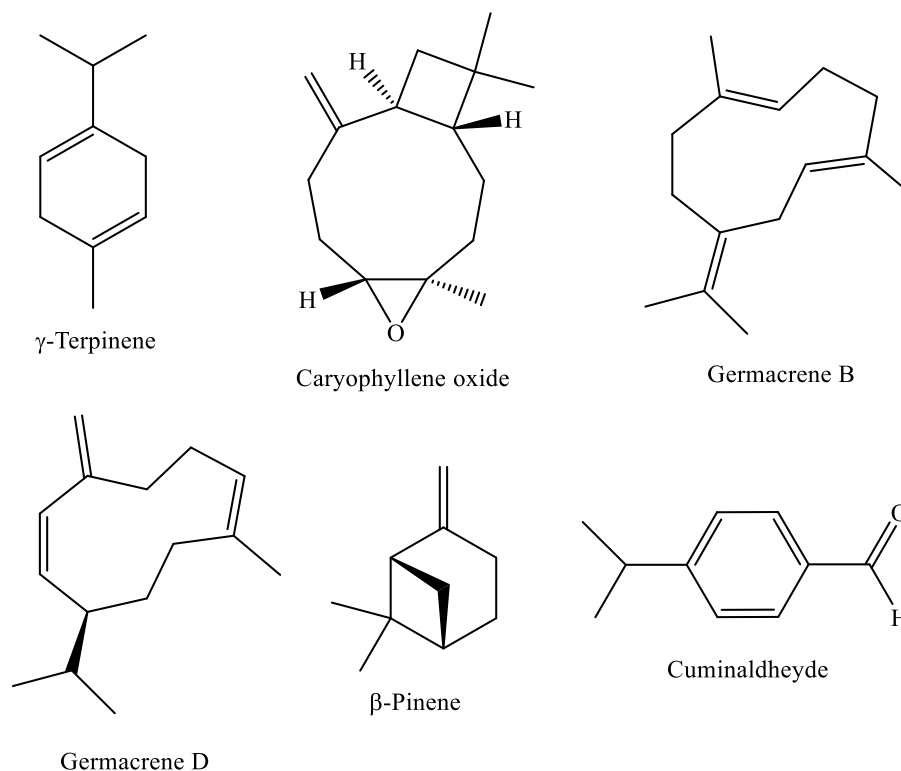
			Ma ^[51] ; γ -Terpinene (30.7%), γ -terpinen-7-al (25.6%), cuminaldehyde (17.3%), <i>p</i> -cymene (9.9%) and limonene (7.3%)	14/99.3	2.4	MH and OM	HD/ GC-FID and GC-MS	
			Cuminaldehyde (27.8%), γ -terpinene (23.0%), γ -terpinen-7-al (19.2%), <i>p</i> -cymene (13.5%) and limonene (5.8%)	23/100	NR	MH and OM	MD ^[53] / GC and GC-MS	
			γ -Terpinene (32.0%), cuminaldehyde (27.2%), γ -terpinen-7-al (12.4%), <i>p</i> -cymene (11.0%) and limonene (5.6%)	37/99.5	-	MH	SPME ^[1] / GC and GC-MS	
Fruits	Iran		<i>p</i> -Cymene (31.1%), cuminaldehyde (22.2%) and γ -terpinene (11.4%)	16/91.8	2.2	MH	HD/ GC-FID and GC-MS	[41]
Seeds	Iran		2-Methyl-3-phenyl propanal (26.0%), 1-phenyl-1-butanol (20.7%) and γ -terpinene (21.9%)	21/99.0	4.1	NH	HD/ GC-FID and GC-MS	[56]
Seeds	Iran		Cuminaldehyde (33.1%), γ -terpinene (17.2%) and <i>p</i> -cymene (12.8%)	24/100	1.97	OM	HD/ GC and GC-MS	[57]
Fruits (Wild sample)	Iran		γ -Terpinene (30.8%), cuminaldehyde (20.5%), <i>p</i> -cymene (20.1%) and γ -terpinen-7-al (8.3%)	22/93.7	2.25	MH	HD/ GC-MS	[58]
			Cultivated sample: γ -Terpinene (27.6%), cuminaldehyde (21.1%), <i>p</i> -cymene (18.3%) and γ -terpinen-7-al (7.8%)	25/95.7	2.5	MH	HD/ GC-MS	
Seeds	Iran		<i>p</i> -Cuminaldehyde (23.5%), α -methylbenzenemethanol (14.6%), γ -terpinene (13.1%) and β -cymene (8.5%)	35/96.2	7.5	OM and MH	HD/ GC-MS	[59]
Areal parts	Iran		γ -Terpinene (45.0%), cuminaldehyde (18.0%), <i>p</i> -cymene (15.0%) and limonene (11.0%)	10/98.7	2.5	MH	HD/ GC-MS	[42]
Leaves	Iran		Cuminaldehyde (37.7%), γ -terpinene (17.1%), β -pinene (15.4%) and cuminyl alcohol (9.5%)	13/96.1	NR	OM and MH	HD/ GC-MS	[60]
Fruits	Iran		γ -Terpinene (29.2-40.1%) ^[v] , cuminic alcohol (16.4-28.4%), cuminaldehyde (9.0-18.9%), <i>p</i> -cymene (9.4-15.6%),	16-19/95.5-99.0%	3.1-7.9	MH	HD/ GC-FID and GC-MS	[61]

			safranal (3.4-7.9%) and limonene (3.7-6.4%)					
Whole plant	Iran		γ -Terpinene (28.3%), cuminaldehyde (24.4%), γ -terpinen-7-al (13.8%), α -terpinen-7-al (10.4%) and <i>p</i> -cymene (9.5%)	25/100	2.8	MH	HD/ GC-MS	[44]
			γ -Terpinene (30.1-38.3%) ^[w] , cuminaldehyde (12.8-18.9%), γ -terpinen-7-al (20.8-28.3%), α -terpinen-7-al (1.2-3.6%) and <i>p</i> -cymene (7.9-10.7%)	25/100	0.54-0.77	MH and OM	SCE ^[x] / GC-MS	
Seeds	Iran		γ -Terpinene (46.1%), cuminaldehyde (15.5%), cuminyl alcohol (7.4%), <i>p</i> -cymene (6.7%), limonene (5.9%), α -pinene (2.7%), β -pinene (2.5%) and α -terpineol (2.2%)	24/97.2	8.3	MH	HD/ GC-MS	[62]
Seeds	Iran		γ -Terpinene (45.7%), cuminaldehyde (12.7%), limonene (10.6%), cuminyl alcohol (6.4%), <i>p</i> -cymene (5.6%), β -pinene (3.7%), α -methyl-benzene methanol (3.5%) and α -pinene (2.8%)	22/99.1	3.1	MH	HD/ GC-MS	[63]
			γ -Terpinene (38.0%), α -methyl-benzene methanol (25.6%), cuminaldehyde (11.5%), <i>o</i> -cymene (7.8%), limonene (6.8%), cuminyl alcohol (6.4%) and dillapiol (3.5%)	16/99.9	-	MH	SFE, GC-MS	
Fruits	Iran		γ -Terpinene (24.0%), cuminaldehyde (20.1%), <i>p</i> -cymene (13.1%), α -propyl-benzene-methanol (13.0%), α -2-propenyl-benzenemethanol (6.0%), 2-methyl-1-methylene-3-(1-methylethenyl)-cyclopentane (3.6%), β -pinene (3.0%) and limonene (2.8%)	48/98.2	NR	MH	HD/ GC-MS	[64]
Seeds	Himalaya		γ -Terpinene (40.4%), <i>p</i> -cymene (25.8%), cuminaldehyde (12.9%) and <i>p</i> -	31/97.9	0.52	MH	HD/ GC-FID, GC-MS	[65]

			mentha-1,3-dien-7- al (4.7%)					
<i>B. wolffii</i> Klyuikov	Seeds	Iran	Germacrene D (30.1%), β -selinene (11.6%) and β - pinene (8.1%)	23/73.4	1.90	SH	HD/ GC-FID and GC-MS	[26]

133 ^[a] YEO: Yield of essential oil; ^[b] OS: oxygenated sesquiterpenes; ^[c] HD: Hydrodistillation; ^[d] GC-MS: Gas chromatography coupled with mass
134 spectrometry; ^[e] SH: Sesquiterpene hydrocarbons; ^[f] GC-FID: Gas chromatography with flame-ionization detection; ^[g] ¹³C-NMR: Carbon-13
135 nuclear magnetic resonance; ^[h] MH: Monoterpene hydrocarbons; ^[i] NH: Non-terpene hydrocarbons; ^[j] NR: Not reported; ^[k] SD: Steam
136 distillation; ^[l] F.B.B.: Fruit-bearing branches; ^[m] T.B.: Thickened branches; ^[n] MAHD: Microwave-assisted hydrodistillation; ^[o] OM:
137 Oxygenated monoterpene; ^[p] HD-SME: Hydrodistillation-headspace solvent microextraction; ^[q] Over the range 180-540 W; ^[r] KF: Khajeh
138 forest, Kelat, Khorasan Razavi province, Iran; ^[s] MD: Microdistillation; ^[t] SPME: Solid phase microextraction; ^[u] Ma: Mashhad, Khorasan
139 Razavi province, Iran; ^[v] For eight populations of *B. persicum*(Boiss.) B. Fedtsch.; ^[w] Over 5 runs using supercritical extraction (SCE) method;
140 ^[x] SCE: Supercritical extraction.

141
142
143 The mean oil yield obtained from BPEO samples (Table 2) is considerably higher than those of
144 other *Bunium* species. Sesquiterpene hydrocarbons (SHs) have been reported as the main
145 components of some *Bunium* species, *i.e.*, (*E*)-caryophyllene in *B. elegans* [8] and *B. caroides*,
146 [8, 26] germacrene D in *B. lurestanicum* [26] and *B. wolffii* [26] as well as β -sesquiphellandrene in
147 *B. badghayzi* [26] and *B. carioides*. [26] Furthermore, some oil profiles were dominated by
148 oxygenated sesquiterpene (OSs), *e.g.*, caryophyllene oxide like EOs of *B. ferulaceum*, [48] *B.*
149 *alpinum* [45] and *B. elegans*. [47] Non-terpene hydrocarbons (NHs) have been assigned as the
150 main groups of natural compounds in some species. [48, 56] The structures of the main chemical
151 constituents of essential of *Bunium* species are presented in Figure 2.



152
153 Figure 2: Chemical structures of the main components of *Bunium* species EOs.

154

155

156 Using a superheated water-based extraction (SHWE) approach along with hydrodistillation
157 (HD) and Soxhlet extraction (SXE) methods, the EOs from the seeds of *Bunium* species have
158 been isolated and subsequently characterized by GC-FID and GC-MS data analyses ^[66]. In
159 accordance with this study and under optimized experimental conditions, the extraction
160 efficiency of the SHWE technique was less than the traditional extraction methods (HD and
161 SXE). However, SHWE offers such advantages like being more timesaving and having higher
162 selectivity toward oxygen-containing natural compounds. This study showed that
163 cuminaldehyde, α -terpinen-7-al and γ -terpinen-7-al had the highest frequency when using
164 SHWE technique, whereas γ -terpinene, *p*-cymene, limonene and γ -terpinen-7-al were the
165 dominant constituents identified in the EO obtained by HD approach. On the other hand, using
166 the SXE-based method, γ -terpinene, γ -terpinen-7-al and cuminaldehyde were extracted as the
167 major components of the obtained oil. Accordingly, OMs were found as the dominant
168 constituent compounds of the chemical profiles obtained using SHWE technique, whereas a
169 combination of MHs and OMs were reported as the most abundant constituents of the other
170 characterized profiles of the EOs (SXE and HD).

171 Feyzi et al. ^[67] isolated BPEO from the relevant moist seeds using instant controlled pressure
172 drop (ICPD) technique and compared the related profile with those obtained by classical HD,
173 SXE and ultrasound-assisted extraction (UAE). Accordingly, cuminaldehyde, α -terpinen-7-al
174 and γ -terpinen-7-al were the prevailing compounds using the ICPD strategy, while similar
175 patterns were observed using the other techniques (HD, SXE and UAE) with high prevalence
176 of γ -terpinene, cuminaldehyde and α -terpinen-7-al. Moreover, the yield of the obtained oil by
177 ICPD was more than that of HD and UAE and only slightly lower than that obtained by SXE
178 method.

179

180 **2.2. Non-volatile metabolites**

181

182 The non-volatile secondary metabolites reported from *Bunium* species are listed in Table 3, and
183 the relevant molecular structures have been displayed in Figures 3-5.

184

185

186 Table 3: Chemical constituents of *Bunium* spp. organs, isolated and identified by means of
 187 different methodologies

<i>Bunium</i> spp.	Studied organs	Collection site	Compounds	Extraction solvent	Isolation and identification methods	Reference
<i>B. alpinum</i> Waldst. & Kit.	Aerial parts	Algeria	<i>iso</i> -Quercetin	Ethyl acetate	CC ^[a] , UV ^[b] , NMR ^[c] , MS ^[d]	[68]
<i>B. brachyactis</i> (Post) H.Wolff	Aerial parts	Turkey	Salvianic acid A, pantothenic acid, chlorogenic acid, <i>neo</i> -chlorogenic acid, <i>crypto</i> -chlorogenic acid, quinic acid, syringic acid, scopoletin, vicenin-2, orientin, <i>iso</i> -orientin, vitexin, <i>iso</i> -vitexin, cynaroside, <i>iso</i> -quercitrin, rutin, cosmosiin, diosmin, afzelin, naringenin, luteolin, apigenin, salcolin A, angelicin, salcolin B, esculin, esculetin, psoralen, bergapten, dillapiole, imperatorin, selinidin, indole-4-carbaldehyde, <i>N</i> -(2-phenylethyl)-acetamide, 4-acetamido-benzoic acid, naringenin-6,8-di- <i>C</i> -glucoside ^[f]	Methanol	HPLC-MS ^[e]	[69]
<i>B. bulbocastanum</i> L.	Tubers, Leaves and Flowers	n.s. ^[g]	Falcarinol, falcarinone, falcarinolone	Ethyl acetate	HPLC ^[h]	[70]
<i>B. cylindricum</i> (Boiss. & Hohen.) Drude	Seed oil	Pakistan ^[i]	Capric acid, lauric acid, myristic acid, palmitic acid, stearic acid, petroselinic acid, oleic acid, linoleic acid, linolenic acid	<i>n</i> -Hexane	SXE ^[j] , GLC ^[k]	[71]
	Aerial parts	Iran	Alkaloids, saponins, tannins, flavonoids	Methanol	Phytochemical screening	[72]
<i>B. ferulaceum</i> Sm.	Roots	Algeria	Oleic acid, β -sitosterol, scopoletin, scoparone, sucrose	Mixture of dichloromethane - methanol 1:1 v/v	CC, UV, NMR, MS	[18]
<i>B. fontanesii</i> (Pers.) Maire			β -Sitosterol			
<i>B. hissaricum</i> Korovin	Seed oil	Central Asia	Capric acid, lauric acid, myristic acid, palmitic acid, stearic acid, oleic acid, linoleic acid, petroselinic acid, octadec-7-enoic	Petroleum ether	GLC	[73]

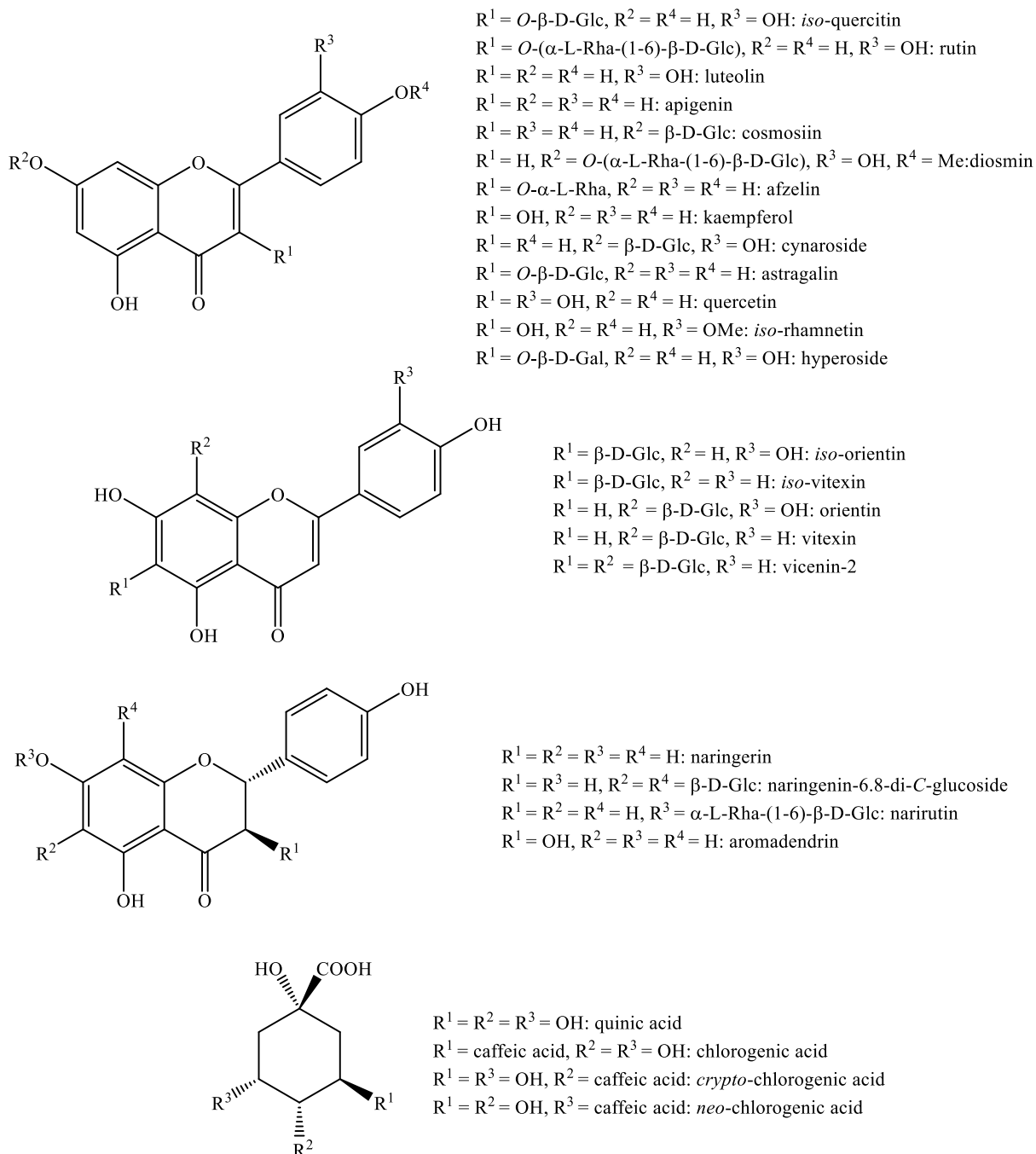
			acid, octadec-8-enoic acid ^[1]			
<i>B. microcarpum</i> (Boiss.) Freyn&Bornm.	Aerial parts	Turkey	Quinic acid, salvianic acid A, pantothenic acid, esculin, kynurenic acid, chlorogenic acid, <i>crypto</i> -chlorogenic acid, naringenin-6.8-di-C-glucoside, 4-hydroxy-mellein, vicenin-2, indole-4-carbaldehyde, orientin, <i>iso</i> -orientin, vitexin, <i>iso</i> -vitexin, cynaroside, narirutin, <i>iso</i> -quercitrin, rutin, cosmosiin, diosmin, bergapten, naringenin, luteolin, kaempferol, apigenin, salcolin A, angelicin, salcolin B, imperatorin ^[1]	Methanol	HPLC-MS	[69]
<i>B. paucifolium</i> DC.	Roots and Fruits	Turkey	5-Methoxy-6-geranyloxy-mellein, <i>cis</i> -2-acetoxy-5-methoxy-6-geranyloxy-mellein	Chloroform	CC, IR ^[m] , UV, NMR, MS	[74]
	Fruits	Turkey	Desacyl-mehtyl-hallerin		CC, α _[D] , IR, NMR, MS	[75]
<i>B. persicum</i> (Boiss.) B. Fedtsch.	Seeds	Iran	Kaempferol, caffeic acid, <i>p</i> -coumaric acid	Methanol	LC ^[n] , TLC ^[o] , UV, IR, NMR	[62]
	Fruits	India	Terpenoids, saponins, sterols, alkaloids, anthraquinones, tannins, flavonoids, carbohydrates, proteins	Several solvents	Phytochemical screening	[76]
	Seed oil	Pakistan ^[i]	Capric acid, lauric acid, myristic acid, palmitic acid, stearic acid, petroselinic acid, oleic acid, linoleic acid, linolenic acid	<i>n</i> -Hexane	SXE, GLC	[71]
	Aerial parts	Iran	Alkaloids, saponins, tannins, flavonoids	Methanol	Phytochemical screening	[72]
<i>B. pinnatifolium</i> Kljuykov	Aerial parts	Turkey	Quinic acid, pantothenic acid, esculin, kynurenic acid, chlorogenic acid, <i>crypto</i> -chlorogenic acid, syringic acid, naringenin-6,8-di-C-glucoside, scopoletin, indole-4-carbaldehyde, ferulic acid, aromadendrin, hyperoside, <i>iso</i> -	Methanol	HPLC-MS	[69]

			quercitrin, rutin, astragalin, afzelin, quercetin, naringenin, kaempferol, apigenin, <i>iso</i> - rhamnetin, <i>iso</i> - imperatorin ^[l]			
--	--	--	---	--	--	--

188 ^[a] CC: Column Chromatography; ^[b] UV: Ultraviolet Spectroscopy, ^[c] NMR: Nuclear Magnetic Resonance Spectroscopy; ^[d] MS: Mass
189 Spectroscopy; ^[e] HPLC-MS: HPLC coupled to Tandem Mass Spectrometry; ^[f] Plus others not characterized; ^[g] n.s.: Not specified; ^[h] HPLC:
190 High Performance Liquid Chromatography; ^[i] Purchased from a market; ^[j] SXE: Soxhlet Extraction; ^[k] GLC: Gas-Liquid Chromatography; ^[l]
191 Plus other fatty acids and saccharides not characterized; ^[m] IR: Infra-Red Spectroscopy; ^[n] LC: Liquid Chromatography; ^[o] TLC: Thin Layer
192 Chromatography

193

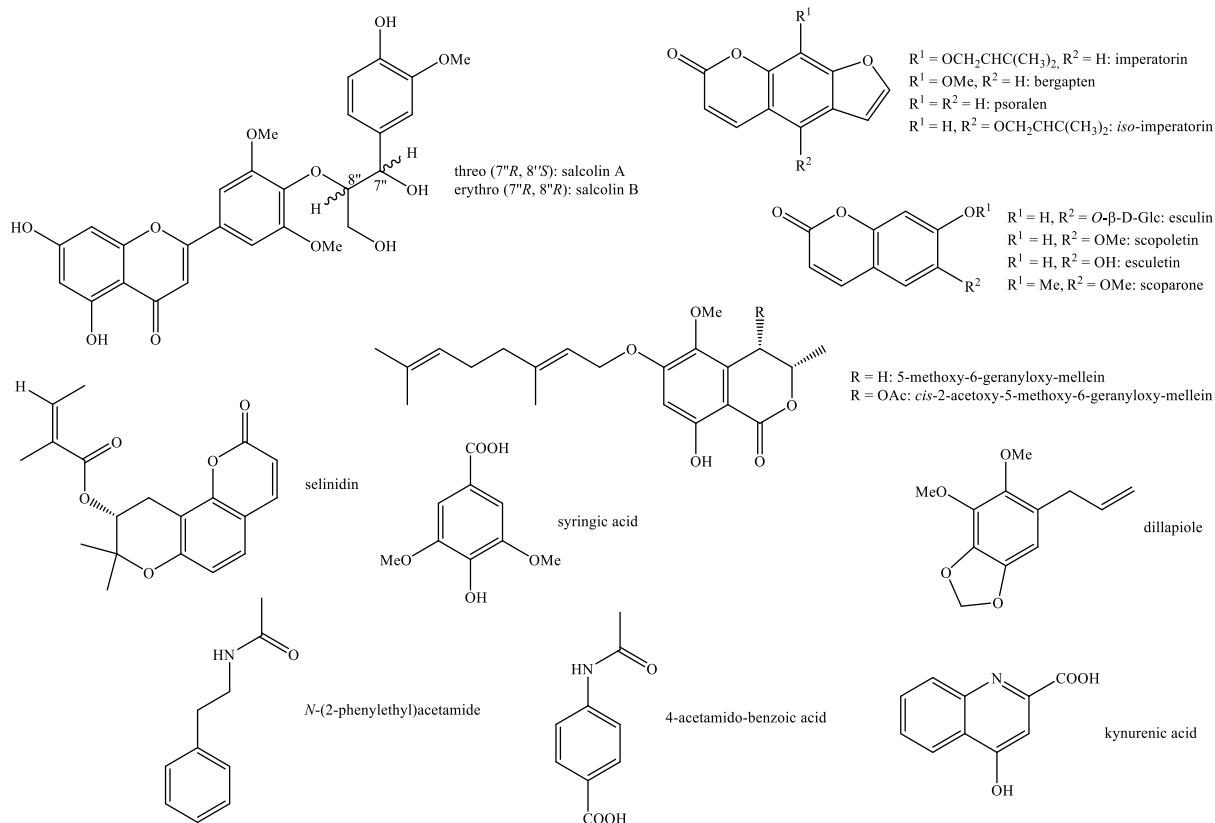
194



195

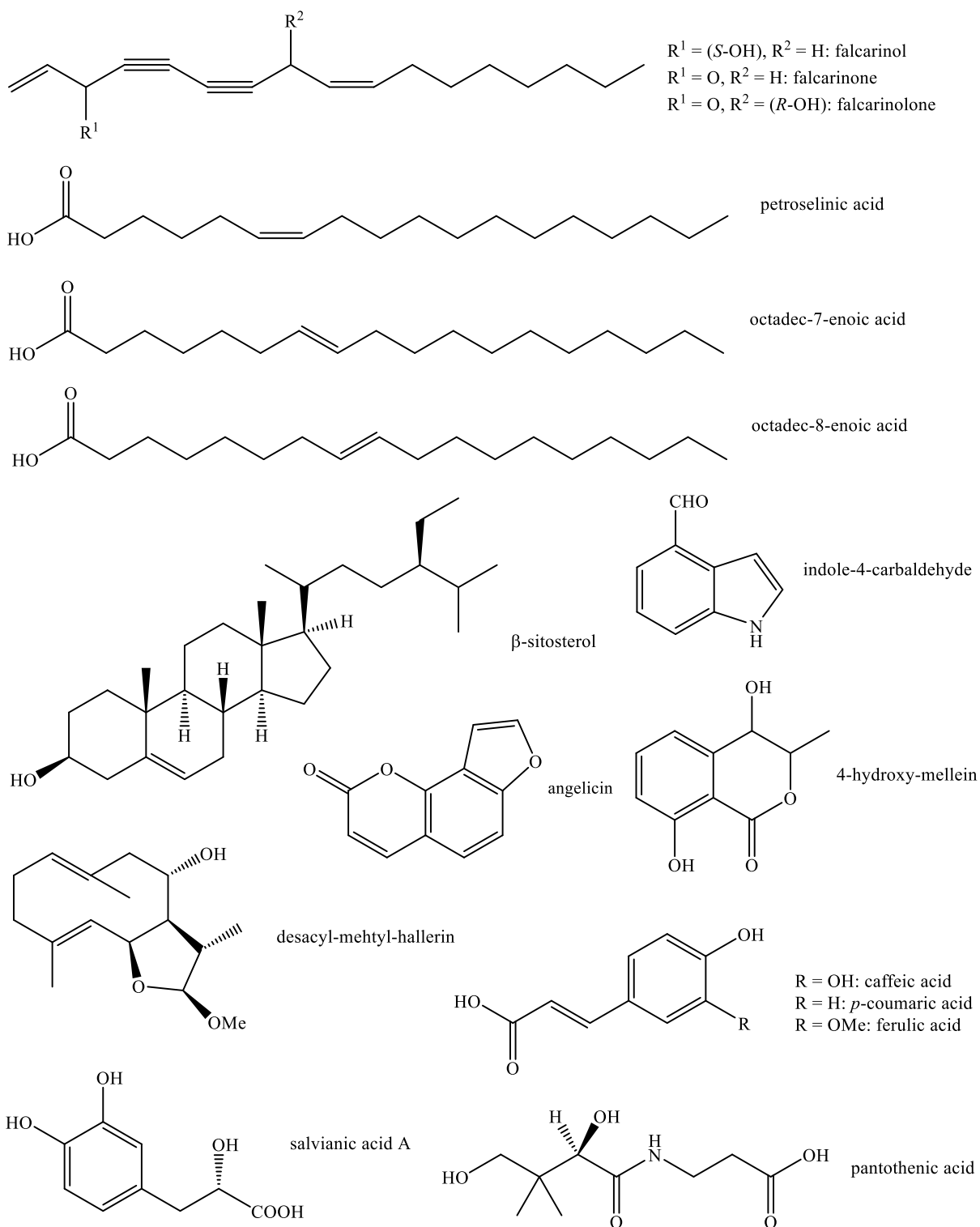
196 Figure 3: Chemical structures of the non-volatile compounds isolated from *Bunium* spp (part
 197 1).

198



199

200 Figure 4: Chemical structures of the non-volatile compounds isolated from *Bunium* spp (part
 201 2).



202

203 Figure 5: Structures of the non-volatile metabolites isolated from *Bunium* spp. (Part 3).

204

205 Not all the *Bunium* species have been studied for their polar fraction metabolites to date. In
 206 particular, these species are only 10 and, in most cases, one exemplar for each species has been
 207 taken into consideration. In one case, two different organs, deriving from the same studied
 208 exemplar, were separately analyzed for their phytochemical components, *i.e.*, the roots and the

209 fruits of *B. paucifolium*.^[77] In addition, for *B. persicum*, different organs coming from some
210 samples collected in different areas of the world were studied, *i.e.*, the seeds from Iran,^[62] the
211 fruits from India^[76] and the seed oil from Pakistan.^[71] Several classes of natural compounds
212 have been reported mainly comprising fatty acids, terpenoids, saponins, polyacetylenes,
213 coumarins, anthraquinones, tannins, flavonoids, organic acids, saccharides and proteins (Table
214 3). For *B. alpinum*,^[68] *B. fontanesii*^[18] and *B. paucifolium* fruits,^[75] only one compound was
215 identified. All these results are extremely plausible since the phytochemical patterns are highly
216 influenced by intrinsic and extrinsic factors like the genotype, the growth environment and the
217 phytochemical analysis methods. For *B. cylindricum* aerial parts,^[72] *B. persicum* fruits^[76] and
218 aerial parts,^[72] only a phytochemical screening-based study has been established. In this
219 context, they have been added to Table 3 even if these data are extremely vague and may be
220 susceptible to errors given that phytochemical screening by itself is not always a reliable
221 methodology. As for this point, the extraction method was always the SE except for *B. persicum*
222 seed oil where the SXE was used.^[71] HPLC-based techniques were the main methods used for
223 the separation of the metabolites except for *B. alpinum*,^[68] *B. ferulaceum*^[18] and *B. paucifolium*
224^[74, 75] where CC was used, *B. cylindricum*^[71] and *B. hissaricum*^[73] where GLC was used and
225 *B. persicum* seeds where LC was utilized.^[62] In all the cases in which CC was used, the
226 methodology adopted for the identification of the compounds involved $\alpha_{[D]}$, IR, UV, NMR and
227 MS, alone or together even partially. Roots, fruits, seeds, seed oil and the mixed organs as well
228 as the generic aerial parts were considered, without any particular preference given to any plant
229 organ. Most of the studied samples were collected in Turkey, whereas in two cases, *i.e.*, *B.*
230 *alpinum*^[68] and *B. ferulaceum*,^[18] the collection site was in Algeria. For *B. cylindricum*^[71] and
231 *B. persicum* seed oil^[71], the plant material was purchased from one market in Pakistan
232 Therefore, the results obtained from the seeds of this species about the fatty acids composition
233 should be reconfirmed also from a correctly identified sample. However, these whole results
234 confirm that the main distribution of *Bunium* species is in Asia. On the other hand, the lack of
235 information on the phytochemical patterns of *Bunium* species collected from other areas of the
236 world, is a real limitation from the chemotaxonomic standpoint, given the impossibility to carry
237 out phytochemical comparisons based also on the growth area, thus uncovering eventual
238 different chemotypes. This may indeed represent a new research line. Lastly, for *B.*
239 *bulbocastanum*, no information about the collection site was provided by the authors.^[70]

240

241 **3. Chemotaxonomic evaluation of the *Bunium* genus within the Apiaceae** 242 **family**

243

244 The observed composition of both EOs and non-volatile fractions of *Bunium* species showed
245 many similarities with other genera belonging to the Apiaceae family. In particular, in the case
246 of the volatile metabolites, besides the most widespread hydrocarbon terpenoids already
247 observed in the Apiaceae, for instance, in *Foeniculum vulgare* Mill. [78] and *Smyrniium*
248 *olusatrum* L., [79] the presence of aldehydic derivatives in notable amounts is of utmost
249 importance which might reflect the tendency of *Bunium* spp. to biosynthesize such derivatives.
250 Aldehyde derivatives have been already reported among the volatile components recognized
251 from other botanical entities that are classified in the Apiaceae such as *Prangos ferulacea* (L.)
252 Lindl. from Iran, Turkey and Italy [80-86] as well as in *Coristospermum cuneifolium* Guss.. [87]
253 The aldehydic derivatives might have a relevance in the systematics of the *Bunium* genus and
254 in the Apiaceae family. For this reason, further studies of these aspects are essential in the
255 future.

256 The non-volatile fraction comprises several compounds including flavonoids and other
257 phenolics, which are quite common in the plant kingdom and their occurrence has been reported
258 in other families [70, 88-94] implying they might have no chemotaxonomic relevance. On the other
259 hand, the presence of acetylenes such as falcarinol, falcarinone and falcarinolone is interesting
260 from the chemosystematic viewpoint. In fact, falcarinol-type polyacetylenes are widely
261 distributed in the Apiaceae [70] as well as in chemotaxonomically close families such as the
262 Asteraceae and the Araliaceae, [89] thus, representing peculiar chemotaxonomic markers. An
263 additional phytochemical characteristic is the presence of coumarins, evidenced both as simple
264 coumarins and structurally more complex derivatives, e.g., linear and angular furano- and
265 pyranocoumarins. The presence of this kind of compounds has been observed in many of the
266 Apiaceae genera and some other herbal species such as *Ferula* spp., [95] *Peucedanum* spp., [96]
267 *Ferulago galbanifera* (Mill.) W.D.J.Koch [97, 98] and *Coristospermum cuneifolium* Guss.. [99]
268 This fact represents a distinctive phytochemical trait in these families and their biosynthetic
269 pathway has been studied in *Apium graveolens* L.. [100] Furanocoumarins seem to have an
270 ecological role being involved in the pattern of distribution and abundance of herbivore insects
271 on the Apiaceae. [101] It should also be underlined that in many cases the presence of linear
272 furanocoumarins is the main cause of phototoxicity. [102] Among pyranocoumarins, the presence
273 of selinidin is important since it is a well-known metabolite in the Apiaceae having been

274 reported in *Peucedanum austriacum* (Jacq.) W.D.J.Koch, in some *Angelica* L. species [103-105]
275 as well as in *Glehnia littoralis* F. Schmidt ex Miq., [106] in *Zosima absinthifolia* Link [107] and in
276 *Seseli gummiferum* Pall. ex Sm.. [108] So, the phytochemistry of the genus *Bunium* confirms the
277 correct classification of the genus in the Apiaceae family. However, further relevant studies
278 focusing on phytochemical, morphological and molecular aspects could be of primary
279 importance for a more correct classification of the species which are currently of unresolved
280 and/or problematic classification.

281

282 **4. Ethnobotanical and medicinal uses of *Bunium* species**

283

284 A large number of *Bunium* species are used in folklore medicine of different areas all over the
285 world even if not all *Bunium* species have been studied in this sense. In particular, the most
286 important relevant species is *B. persicum*. Some of the most common ethnobotanical uses of
287 *Bunium* species are presented in Table 4. In the Persian folk medicine, it has been recommended
288 as an effective drug for urinary and respiratory tract infections and digestive disorders (Table
289 4) [21, 23] and a parasite repellent. [21] In addition, it has also found some local therapeutic uses
290 in many parts of Iran against nausea, [13] influenza, [13] constipation and convulsion, [23, 109, 110]
291 dyspepsia, [19] diarrhea, [21] dysmenorrhea, [111] colic, [111] dyspnea, [112] as well as
292 bronchodilatory and inflammatory bowel. [39, 113, 114] It has also been recognized as a powerful
293 appetizer, [115, 116] anthelmintic, [20] antiseptic, [51, 115] diuretic [21] and digestive agent. [21] From
294 long time ago, the Iranian local practitioners have frequently prescribed *B. persicum* for the
295 skin youthfulness, lowering the infection of head skin and hair protection against nit. They
296 believe that *B. persicum* can help to address the insomnia and to repel the free radicals from the
297 human body. In addition, this herbal plant has been recognized to protect us against cancer and
298 nervous diseases, like Parkinson (Table 4).

299

300 Table 4: Most important species of the genus *Bunium* and its traditional pharmacological uses

<i>Bunium</i> species/ organ	Country	Reference	Medicinal and folkloric applications
<i>B. persicum</i> (Boiss). B. Fedtsch/ whole plant	Iran	[15, 21, 51, 115]	For the treatment of gastrointestinal disorders involving indigestion, stomachache, diarrhea and to treat headache, urinary and respiratory tract infections and colic
			Appearing as a diuretic, flatulent, stimulant as well as strong antidiabetic, antiepileptic, antiseptic, anti-parasitic, antispasmodic, anticonvulsant and anti-asthma remedy
			To regulate liver function and body weight
			To increase the milk of lactating mothers
		[23]	To relieve terrible pains after delivery
		[21]	A parasite repellent
<i>B. persicum</i> (Boiss). B. Fedtsch/seeds	Iran	[13, 110, 114, 116]	Used against insomnia, Parkinson, nausea, constipation, convulsion, inflammatory bowel, the blood lipids and cholesterol
		[15, 116, 117]	Stimulant, toxic, to address stomach and intestine problems with expectorant, carminative, emmenagogue and galactagogue properties, to treat toothache, jaundice, epilepsy, diarrhea and dyspepsia as well as an appetizer
		[19, 118]	An adulterant to <i>Carum gracile</i> Lindl, as a spice, condiment and additive to foods and beverages
<i>B. persicum</i> (Boiss). B. Fedtsch/ fruits	Iran	[12, 54, 58, 115]	To treat flatulence, dyspepsia, indigestion, colic and dysmenorrhea; serving as effective anticonvulsant, diuretic, analgesic, anthelmintic and anti-asthma agent
	Central Asia	[116, 119]	To season dishes before the preparation of meat-based foods
<i>B. bulbocastanum</i>	Morocco	[120]	For the treatment of musculoskeletal and gynecological malfunctions
<i>B. incrassatum</i> Amo/ roots	Algeria	[18]	In local Algerian cookery
<i>B. incrassatum</i> Amo/tubers			As an astringent having a great potential against cough, bronchitis, diarrhea and hemorrhoids

301
302 In pregnant women, the common use of *B. persicum* is highly restricted since it may cause
303 abortion. In the traditional medicine of Kerman, Iran, a mixture of powdered and dried *B.*
304 *persicum*, along with five other medicinal plants, namely *Foeniculum vulgare* Mill. (named as
305 Razianeh in Persian), *Achillea santolinoides* subsp. *wilhelmsii* (K.Koch) Greuter., *Glycyrrhiza*
306 *glabra* L., *Nepeta cataria* L. and *Teucrium polium* L. is frequently used for the treatment of
307 digestive disorders. [21] In addition, in the Persian culture, it is used in toothpastes due to its
308 fresh odor. [121] In the Persian culinary, this species has been extensively employed to flavor

309 rice for many years. ^[122] In addition, in Kashmir (India), the species is often used as a substituent
310 of *Carum carvi* Linn. and is employed against menstrual disorders, anorexia, skin diseases and
311 leucorrhea. ^[123] Its EO can suppress the first step of inflammation ^[109, 110] and is frequently used
312 in confectionery to flavor goodies and baked biscuits as well as perfume industries. ^[20, 23] In the
313 screening of the endemic medicinal plants of Iran, some gynecologic, ^[14, 112] lactagogue, ^[13]
314 carminative and stimulant effects ^[11] have been attributed to this plant, as well.
315 In the literature, some therapeutic remedies have been mentioned also for its seeds involving
316 antispasmodic, anti-epileptic, increasing milk in lactating mothers ^[116, 119] as well as lowering
317 the blood lipids and cholesterol. ^[116] In fact, the seeds are edible possessing a pleasant odor and
318 are excessively used as condiments and flavoring agents in Iranian cookery. ^[55] In the
319 Ayurvedic system of medicine, seeds of *B. persicum* are employed as adulterant to *Carum*
320 *gracile* Lindl. ^[118] From ancient time, Indian people have used *B. persicum* as a pungent and
321 fragrant spice for the preparation of foods and beverages and as a condiment. ^[19] On the average,
322 one thousand seeds of *B. persicum* have a mean weight of 2.0 g. ^[24] In the remote areas of
323 Jammu as well as in Kashmir (India), its seeds are used against diarrhea, indigestion and
324 dysentery. ^[124] In Pakistan, the decoction of the seeds of *B. persicum* is used against digestion
325 problems, cold and cough ^[125] and as an antihistaminic agent. ^[126] In addition, its fruits are
326 effective against hematomas, dysuria, kidney stones and hiccups ^[127] and are used against
327 obesity and indigestion and considered as flavoring, galactagogue, carminative, calmative and
328 appetizing agents. ^[128-130]
329 In the Central Asian regions, the fruits are employed for seasoning of dishes prior to the
330 preparation of meat-based foods. ^[116, 119] These fruits have also been known to possess
331 analgesic, ^[54] carminative and antiseptic properties. ^[58, 115] In particular, their decoction has
332 strong analgesic, anti-inflammatory and antioxidant effects. ^[131] In Uzbekistan and Kyrgystan,
333 their decoction is employed against kidney stone. ^[132] Moreover, in Pakistan, they are used
334 together with the fruits of *Ammi visnaga* (L.) Lam. as powerful cardiotoxic agents. ^[133] The
335 dried fruits and seeds of this plant are considered as an additive and condiment to some food
336 stuffs like cheese, yogurt and baked rice. ^[15] In the Himalaya, its tubers are employed as a strong
337 diuretic agent. ^[134]
338 The raw tubers of another *Bunium* species, *B. alpinum*, have been widely prescribed in the
339 Adriatic Islands as well as in Eastern Albania. ^[135, 136] It is noteworthy that *B. bulbocastanum*
340 aerial parts and roots are used in the Southern Mediterranean areas to treat asthma, pulmonary
341 allergy, sore throat (pharyngitis) and bronchitis. ^[137] In addition, in Algeria, the whole plant is
342 used against flatulence and intestinal worms, ^[138] whereas in several areas of the world, it is

343 used as an astringent agent, as well. ^[139] Moreover, this species is one of the 13 medicinal plants
344 composing Msahan, an herbal mixture from Morocco, which has been documented to be proper
345 for health and to resolve musculoskeletal and gynecological malfunctions. ^[120] The tubers and
346 the bulbs of this species are widely consumed as food in many regions of Italy as boiled
347 vegetables or as ingredients of pies. ^[70, 140] The tubers are also eaten as raw material or crackers.
348 ^[70, 141] *B. cylindricum* fruits are widely used in Iran and in Pakistan as a carminative remedy.
349 ^[128-130] The infusion of the aerial parts of *B. elatum* (Batt.) Batt. is also used against intestinal
350 gas and stomach colic in the North Eastern localities of Algeria. ^[142] The rhizomes of *B. elegans*
351 is widely employed as raw material against urinary inflammations in Turkey. ^[143] *B. ferulaceum*
352 has been widely used in the past against renal stones. ^[144] Also, *B. fontanesii* is used in the
353 North Western areas of Algeria to treat allergy, bronchitis and cough. ^[145] *B. macuca* Boiss.
354 tubers are used in the Granada province (Spain) against warts. ^[146] The roots of the Algerian *B.*
355 *incrassatum*, as an economically valuable plant, are of great nutritional importance, particularly
356 when added to potato. Table 4 shows that the dried tubers of *B. incrassatum* Amo have shown
357 promising behavior against diarrhea, cough, bronchitis as well as inflammatory hemorrhoids
358 and have been found as a stringent. ^[18] *B. paucifolium* tubers have been widely used as food in
359 the Kahramanmaras region, Turkey. ^[147] In addition to this, in Spain, *B. balearicum* (Sennen)
360 Mateo & López Udías, *B. macuca* and *B. pachypodum* P.W. Ball tubers are widely consumed
361 as food. ^[148]

362 The phytochemical patterns associated with most of these species, both the EO composition
363 and non-volatile compounds, provide a rationale for most of their applications in the traditional
364 and folklore medicine. However, some uses have not been justified from the phytochemical
365 standpoint. On one side, this is due to the lack of phytochemical analyses on all the *Bunium*
366 species as well as all their organs used as drugs. On the other hand, this is also because some
367 of the performed phytochemical analyses reported in literature for *Bunium* species are
368 somewhat partial and basically focusing on specific classes of compounds or basing on a
369 preliminary phytochemical screening, evidencing only the occurrence of some classes of
370 natural compounds but not the specific substances which is not enough. In fact, the
371 ethnobotanical uses should ideally be accompanied by a complete phytochemical analysis in
372 order to fully understand the compounds responsible for such ethnopharmacological activities
373 and also to verify any phytochemical variability, ^[149] but verifying the real non-toxicity of the
374 plants is of primary importance due to the possible presence of toxic compounds. The traditional
375 knowledge is effective in the treatment of a wide spectrum of persistent diseases but often not
376 to a full extent. In literature, some works about the latter matter are present suggesting the

377 possibility, in specific conditions, to use other species, which have been long deemed to be
378 toxic because of some relevant phytochemical constituents, for ethnobotanical purposes. [150-
379 152] On this subject, little is known and this must actually be the starting point for future
380 investigations.

381

382 **5. Biological activities**

383

384 The extracts derived from different *Bunium* species are known to possess remarkable biological
385 activities, which are discussed in the following subsections. Not all the biological properties
386 have been studied and not all the *Bunium* species have been tested so far.

387

388 **5.1. Antioxidant activity**

389

390 Shahsavari et al. [52] assessed the antioxidant activity of BPEO using two assays, namely 1,1'-
391 diphenyl-1-picrylhydrazyl (DPPH[•]) radical as well as β -carotene-linoleic acid bleaching
392 (BCLAB) assays. Accordingly, the median effective concentration (EC₅₀) value obtained for
393 DPPH[•] assay was found to be as 0.88 mg/mL, whilst in the latter case (BCLAB), the inhibition
394 percent of the EO (0.45%) and the standard used (BHT: 0.01%) were approximately the same.
395 Moreover, following peroxide (PV) and thiobarbituric acid (TBA) values on the crude soybean
396 oil, it was concluded that the BPEO induced significant reducing of the oxidation rate of the
397 soybean oil at 60°C. In addition, its antioxidant activity (0.06%) was greater in comparison to
398 butylated hydroxyanisole (BHA) (0.02%). Zangiabadi et al. [153] determined the *in vitro* DPPH[•]
399 radical scavenging activity of BPEO and reported the median inhibitory concentration (IC₅₀)
400 value being 1.52 mg/mL. These authors also showed that it could be considered as an effective
401 antioxidant agent in linseed oil and as a proper alternative to butylated hydroxytoluene (BHT)
402 and tertbutylhydroquinone (TBHQ) as synthetic antioxidants.

403 Radical scavenging activities of BPEO seeds (Birjand region, Southern Khorasan Province,
404 Iran) were monitored using the DPPH[•] assay. [55] The IC₅₀ of hydrodistilled EO was 9.31
405 mg/mL, while the EOs obtained using microwave-assisted hydrodistillation (MAHD) at 180,
406 360 and 540 W exhibited IC₅₀ values of 8.62, 8.79 and 6.54 mg/mL, respectively.

407 To determine the influence caused by drought stress on BPEO, three relevant assays were used
408 involving DPPH[•], hydrogen peroxide scavenging activity (HPSA) and Fe³⁺ reducing
409 antioxidant power (FRAP). [154] This study revealed a positive effect in antioxidant

410 characteristics as well as the phenolic contents of BPEO. Considering the obtained results,
411 drought stress finally gave rise to higher antioxidant capability of BPEO seeds.

412 Using the FRAP assay, the antioxidant activity of BPEO and *B. persicum* extracts were
413 measured. [155] In this study, although the former one had the highest antioxidant capability
414 (248.56 μmol trolox equivalent/g), the latter one showed a weak antioxidant capability (48.53
415 μmol trolox equivalent/g).

416 The antioxidant activities of BPEO were evaluated using DPPH^{*} and and 2,2'-azino-bis(3-
417 ethylbenzothiazoline-6-sulfonic acid) diammonium salt (ABTS⁺⁺) assays. [156] Accordingly,
418 within a concentration range of 2.5-10 mg/mL, an increase in antioxidant activity was noted
419 from 24.3 to 35.2% for DPPH^{*} and from 29.2 to 60.5% for ABTS⁺⁺ assays.

420 The antioxidant activities relative to *B. persicum* were also studied by Sharififar et al. [62] In
421 particular, the EO as well as the petroleum ether, chloroform, methanol and aqueous extracts
422 were examined using DPPH^{*} and zone of β -carotene color retention assays considering BHT as
423 the reference compound in all of the experiments. A perusal of the obtained results revealed
424 that none of EO sample or the studied extracts resulted to be more effective with IC₅₀ values
425 equal to 23.4, 45.7, 79.6, 36.1 and 49.8 $\mu\text{g/mL}$ than BHT (20.3 $\mu\text{g/mL}$) when using the DPPH^{*}
426 assay. Nevertheless, all of them were more effective than BHT in the other assay with retention
427 zones equal to 26.2, 13.1, 4.2, 18.7 and 6.7 mm, respectively, against 30.4 mm.

428 The antioxidant activity, in the DPPH^{*}, ABTS⁺⁺, Cupric Reducing Antioxidant Capacity
429 (CUPRAC), FRAP, phosphomolybdenum and metal chelating assays, was also evaluated for
430 the methanolic extracts of *B. brachyactis* (Post) Wolff, *B. microcarpum*, *B. pinnatifolium* and
431 *B. sayai* Yild. As shown in this study, *B. microcarpum* was reported to be the most effective
432 extract for the first three assays with values equal to 69.66, 100.33 and 160.64 mg TE/g,
433 respectively, followed by *B. pinnatifolium* extract with values equal to 51.89, 96.66 and 155.47
434 mg TE/g in the respective assays. The last extract was also the most effective in the FRAP and
435 phosphomolybdenum assays with values equal to 128.23 mg TE/g and 1.53 mmol TE/g.
436 Moreover, the least effective extract in all the assays except the last two ones, was that of *B.*
437 *sayai* with numerical values equal to 41015, 68.66, 118.53 and 89.05 mg TE/g. In view of the
438 observed results, it could be inferred that using FRAP and metal chelating activity assays, the
439 highest potential were respectively due to *B. pinnatifolium* (128.23 mg TE/g) and *B. brachyactis*
440 (52.61 mg EDTAE/g) extracts. However, *B. microcarpum* extract represented the least efficacy
441 in the metal chelating activity and phosphomolybdenum assays with values equal to 15.66 mg
442 EDTAE/g and 1.13 mmol TE/g. [69]

443 The methanol/dichloromethane (1:1 v/v), ethyl acetate and *n*-butanol extracts of *B. alpinum*, as
444 well as the isolated compound, *i.e.*, *iso*-quercetin, were evaluated through the DPPH[•] assay. The
445 best result was obtained by the *n*-butanol extract with an EC₅₀ value equal to 1.89 µg/mL,
446 whereas the EC₅₀ value for one of the isolated and characterized flavonoid compounds, namely
447 quercetin-3-*O*-β-glucoside was equal to 0.28 µg/mL. All these values are lower but comparable
448 to those observed for the relative standard, *i.e.*, Trolox having an EC₅₀ value equal to 0.106
449 µg/mL. [68] *B. alpinum* methanol extract showed satisfactory antioxidant effects in the DPPH[•]
450 assay with an IC₅₀ value equal to 21.85 µg/mL, while its EO showed no antioxidant activity,
451 instead. [45]

452 Conversely, the *B. incrassatum* EO and methanol extract showed medium antioxidant activities
453 using the DPPH[•] assay with IC₅₀ values equal to 38.52 and 55.77 µg/mL, respectively. [45] In
454 addition, the antioxidant activity of *B. luristanicum* methanolic extract was evaluated in the
455 DPPH[•] assay, compared to BHT. The IC₅₀ value of the extract was observed to be 89.2 µg/mL,
456 while BHT showed an IC₅₀ value of 26.5 µg/mL. [157]

457

458 **5.2. Antibacterial activity**

459

460 Khan et al. [158] reported the antibacterial activities of crude methanol extracts from the fruits of
461 *B. bulbocastanum* against *Escherichia coli*, *Pseudomonas aeruginosa*, *Staphylococcus aureus*,
462 *Bacillus subtilis* and *Salmonella typhi*. Accordingly, remarkable antibacterial activity was noted
463 *vs S. aureus* and moderate inhibition for the other bacterial strains. In addition, *n*-hexane
464 fraction of MeOH extract of *B. bulbocastanum* L. showed high, moderate and low inhibition
465 for *S. aureus*, *E. coli* and *B. subtilis*, respectively. However, under the conditions used in the
466 tests, no activity was detected against *P. aeruginosa*. In addition, the CHCl₃ fraction of MeOH
467 extract displayed moderate activity against *S. aureus*, low activity for *B. subtilis* and no activity
468 for *P. aeruginosa* and *E. coli*. The EtOAc fraction of MeOH extract also showed moderate and
469 low activity, respectively, against *B. subtilis* and *E. coli* and was found to be inactive *vs P.*
470 *aeruginosa* and *S. aureus*. And, the aqueous fraction of methanol extract of *B. bulbocastanum*
471 exhibited significant and moderate inhibition toward *B. subtilis* and *E. coli*. In this work, low
472 activities were observed for this fraction versus *P. aeruginosa*, as well.

473 Masoudi et al. [46] presented no observed activity of *B. cylindricum* (Boiss. et Hohen.) crude
474 oils against some bacterial strains like *S. aureus* (PTCC 1113), *Staphylococcus epidermidis*

475 (PTCC 1349), *S. saprophyticus* (PTCC 1379), as Gram-(+) bacteria along with *S. typhi* (PTCC
476 1185), *S. flexneri* (PTCC 1234) and *E. coli* (PTCC 1330) as Gram-(-) bacteria.

477 In another report, BPEO showed medium to low antimicrobial activity against *S. aureus* (ATCC
478 6538), *E. coli* (ATCC 25922), *Salmonella abony* (ATCC 6017) and *P. aeruginosa* (ATCC
479 27853) with MIC values ranging from 2000 to 8000 µg/mL. [65]

480 Bousetla et al. [18] tested the dichloromethane/methanol (1:1 v/v) crude extract of *B. incrassatum*
481 against *E. coli*, *S. aureus*, *S. epidermis*, *Proteus mirabilis*, *Streptococcus pyogenes*, *P.*
482 *aeruginosa*, *Klebsiella oxytoca*, *Enterobacter* spp. and *Serratia* spp. using the disk diffusion
483 method at 1, 2, 4 and 8 mg/mL. The activity was observed against all the tested microbial strains
484 only at 8 mg/mL. Considering the obtained results, at 1 mg/mL, the extract was active only
485 against *S. aureus*. Furthermore, at 2 mg/mL, the extract was active only against *S. aureus* and
486 *P. aeruginosa*, while at 4 mg/mL, the extract was not active only against *E. coli* and *P. mirabilis*.
487 As for the growth inhibition zone values, all of them were found to increase with the
488 concentration raising.

489 Recently, the EO of *B. incrassatum* and *B. alpinum* aerial parts showed notable antibacterial
490 activities against a wide array of bacterial strains. [45]

491 The antibacterial activity of *B. brachyactis*, *B. microcarpum*, *B. pinnatifolium* and *B. sayai*
492 methanol extracts was evaluated against *E. coli* (ATCC 35210), *P. aeruginosa* (ATCC 27853),
493 *S. typhimurium* (ATCC 13311), *Proteus mirabilis* (human isolate), *Enterobacter cloacae*
494 (ATCC 35030), *Bacillus cereus* (clinical isolate), *Micrococcus flavus* (ATCC 10240) and *S.*
495 *aureus* (ATCC 6538). The related minimum inhibitory concentration (MIC) and the minimum
496 fungicidal concentration (MFC) values showed that all the extracts were mostly less potent than
497 the standard compounds, *i.e.*, streptomycin and ampicillin. In addition, the values of the
498 different extracts were similar to each other except a few cases. The four species showed the
499 highest activity against *P. mirabilis* and *E. coli* with MIC and minimum bactericidal
500 concentration (MBC) values lower than 1 mg/mL. Besides, *B. brachyactis* extract was more
501 efficient against *B. cereus*, *P. aeruginosa* and *S. typhimurium* with MIC and MBC values lower
502 than ampicillin. On the other hand, *B. microcarpum* was more active against *P. mirabilis* with
503 MIC and MBC values equal to 0.14 and 0.18 mg/mL, respectively. *B. pinnatifolium* also
504 exhibited the highest antibacterial effect against *M. flavus* and *E. cloacae* with MIC and MBC
505 values equal to 0.56 and 0.75 mg/mL, respectively. [69]

506 Using broth microdilution method, antibacterial activities of BPEO have been determined
507 against a panel of six bacteria involving *E. coli*, *P. aeruginosa*, *B. cereus*, *S. aureus*, *S.*
508 *epidermidis* and *E. faecalis* considering MIC and MBC values [122]. In this relation, the best

509 MIC and MBC values, as 4.0 and 15.0 $\mu\text{L}/\text{mL}$, respectively, were observed against *S.*
510 *epidermidis* which were comparable to those obtained by ciprofloxacin (MIC = 4.0 $\mu\text{g}/\text{mL}$;
511 MBC = 12 $\mu\text{g}/\text{mL}$) as standard.

512 Rabiey et al. ^[159] determined the highest level of BPEO with no unpleasant effect on sensory
513 properties of fish fillets prior to its antimicrobial assessments against *L. monocytogenes* at 0.05,
514 0.02 and 0.04%. Regarding this attempt, the highest inhibition of *L. monocytogenes* was noted
515 in fish peptone broth (FPB), while a significant decrease occurred in other two media, namely
516 kutum broth (KB) as well as cold smoked kutum (SMK) broth. It has also been reported that
517 impregnation of each broth with NaCl (4.0%) could significantly improve the BPEO efficiency
518 under the optimized experimental conditions at low temperatures.

519 Taherkhani et al. ^[56] showed that BPEO (Black Zira) is able to improve the odor and flavor of
520 Gouda cheese. The *in vitro* antibacterial effects of BPEO, *Cuminum cyminum* and *Carum*
521 *copticum* oils from the Apiaceae family have been examined against a panel of food-borne
522 pathogens, e.g., *S. aureus* *B. cereus* *E. coli* O157:H7, *S. enteritidis* and *L. monocytogenes* using
523 broth microdilution method. ^[53] According to the results of this study, both the MIC and MBC
524 values were in the range of 0.18-3 mg/mL. As being reported in this study, the lowest MIC
525 (0.18 mg/mL) and MBC (0.18 mg/mL) and hence the highest antibacterial activity of BPEO
526 were observed against *B. cereus*. Moreover, regarding the less antibacterial effects of *B.*
527 *persicum* (Boiss). *B. Fedtsch* and *Cuminum cyminum* *L. volatile* oil compared to those of
528 *Trachyspermum ammi* (L.) Sprague oil, fractional inhibitory concentration (FIC) values of a
529 combination of EOs of these two species were determined. As the obtained results in this report
530 show, combination of the aforementioned EOs exerted more inhibition toward most pathogenic
531 bacteria in comparison with the use of each EO alone.

532 Sharafati Chaleshtori et al. ^[155] studied MIC and MBC values of BPEO against two species of
533 *Listeria* separated from seafood samples (*L. monocytogenes* and *L. gray*) using broth
534 microdilution method. In accordance with this report, MIC values against *L. monocytogenes*
535 and *L. gray* were respectively as 0.351 and 2.812 mg/mL. Furthermore, the MBC values toward
536 these two *Listeria* species were, respectively, 0.703 and 5.625 mg/mL.

537 On the other hand, the ethanol extract of *B. persicum* (Boiss). *B. Fedtsch* showed remarkably
538 less antibacterial activities toward *Listeria* species with MIC values of 247, 495, 495 and 990
539 mg/mL, respectively against *L. monocytogenes* and *L. gray*. More importantly, when treating
540 *L. monocytogenes* and *L. gray* with MIC concentration of EO and extracts of *B. persicum*
541 (Boiss). *B. Fedtsch*, a remarkable increase was noted in the trends of components release. The

542 ethanol extract of this species was active against *P. aeruginosa*, *S. aureus* and *E. coli* with
543 medium values of inhibition zone (10-14 mm). [160]

544 Noori et al. [22] reported the influences of some experimental variables, e.g., pH, temperature,
545 EO concentration and inoculum size on *L. monocytogenes* growth using brain heart infusion
546 (BHI) broth in combination with parametric survival models. Accordingly, lower pHs and
547 temperatures along with higher inoculum size exerted significant impacts on the initiation of
548 growth of *L. monocytogenes*.

549 In the work by Ehsani et al. [156] dealing with the antibacterial activities of a set of food-borne
550 pathogenic bacteria, remarkable and moderate sensitivity were observed, respectively, against
551 Gram-(+) and Gram(-) bacteria. In this report, antibacterial-based determinations were
552 conducted using disk diffusion and microdilution methods. As being reported, using the former
553 method on four bacterial strains, e.g., *S. aureus*, *L. monocytogenes*, *S. typhimurium* and *E. coli*
554 O157:H7, the highest and lowest inhibition zone diameter (IZD) were recorded for *S. aureus*
555 and *S. typhimurium* strains, respectively. In addition, MIC values for Gram-(+) bacteria (*S.*
556 *aureus* and *L. monocytogenes*) were 1.25 and 5.0 mg/mL, whereas the corresponding MBC
557 values were 25 and 10 mg/mL. On the other hand, for both Gram(-) bacteria involving *S.*
558 *typhimurium* and *E. coli* O157:H7, MIC and MBC values were respectively as 10 mg/mL and
559 20 mg/mL accounting for less antibacterial effects of Gram(-) bacteria compared to Gram-(+)
560 bacteria. The lower sensitivity of Gram(-) bacteria in comparison to Gram-(+) bacteria is
561 related to the outer structure of their membranes, since in Gram(-), the membrane is composed
562 of hydrophilic polysaccharides serving as an obstacle for direct contact of bacterial cell with
563 macromolecules as well as hydrophobic compounds; thereby giving rise to a higher resistance
564 of Gram(-) bacteria to EOs. [161] Additionally, the results of bacterial enumeration of *E. coli*
565 O157:H7 and *L. monocytogenes* in Iranian white cheese revealed an increase in the number of
566 counted colonies of both bacteria for all the tested cheese samples through the storage process.
567 [160]

568

569 **5.3. Antifungal activities**

570

571 Mehni et al. [162] have shown that *B. persicum* exhibited some therapeutic impacts against
572 *vulvovaginal candidiasis*. In this regard, the vaginal preparation consisting of clotrimazole and
573 *B. Persicum* Boiss (Black Zira) was found to have synergistic effect with clotrimazole and
574 better address the symptoms and unpleasant effects of *V. candidiasis* like itching, soreness and

575 irritation in respect to the treatment with clotrimazole added with placebo. However, it should
576 be underlined that in this paper is not repeated in which form the plant materials were used (as
577 they are, as extract obtained by organic solvent, hydrodistillate, etc..) and in which ratio with
578 the standard drug clotrimazole. In addition, the BPEO was tested against different forms of *F.*
579 *oxysporum* (F27, F37, F3, F6, F12 and F22) showing medium EC₅₀ values. [64]

580 Using agar disc diffusion assay, Ghasemi Pirbalouti et al. [163] investigated the antifungal
581 activities of BPEO against four fungal strains, namely *Aspergillus niger* (PTCC 5298), *A.*
582 *fumigatus* (PTCC 5009), *A. flavus* (PTCC 5004) and *A. parasiticus* (PTCC 5018) in a
583 concentration range of 8-256 µg/mL of the obtained oils. This study revealed weak to moderate
584 antifungal activities of BPEO against *A. fumigatus*, while BPEO was found to be low or less
585 active against the other tested fungal species.

586 Sekine et al. [164] determined the growth inhibition potential of 52 herbal samples (dried)
587 including *B. persicum* using the disc pack method against *Fusarium oxysporum* as a soil-borne
588 phytopathogenic fungus. In this report, among all the plant samples tested, the strongest
589 inhibition was attributed to *B. persicum* with a mycelial growth inhibition percentage of 63%.
590 BPEO showed low antifungal activity against *C. albicans* (ATCC 10231) with an MIC value
591 equal to 1000 µg/mL. [65] Moreover, it was tested at two concentrations (80 and 160 µg/mL)
592 against *Colletotrichum acutatum*, *C. fragariae* and *C. gloeosporioides*. As reported, at 160 µg,
593 BPEO demonstrated better activity against all the three species with growth inhibition zones of
594 9.0-10.0 mm. [65]

595 The ethanolic extract of this species was seen to be quite active against *Candida albicans* with
596 a medium value of inhibition zone equal to 15 mm. [160] Using agar disc diffusion assay, the
597 methanol extract of *B. bulbocastanum* and its organ fractions showed no antifungal activity
598 against six fungal strains involving *Aspergillus niger*, *A. flavus*, *Penicillium notatum*, *Fusarium*
599 *oxysporum*, *Trichoderma harzianum* and *Alternaria alternata*. [158] However, the methanol
600 extract obtained from the fruits was active against *S. aureus* and *P. aeruginosa* with inhibition
601 zone values of 12 and 15 mm, respectively. [165]

602 The crude extract (dichloromethane and methanol 1:1 v/v) of *B. incrassatum* was tested at
603 different concentrations (0.25, 0.5, 1, 2, 4 and 8 mg/mL) against three fungal strains, i.e., *A.*
604 *flavus*, *Penicillium candidum* and *Candida albicans*. As reported, at the last two concentrations,
605 the extract was active against all the strains. At 0.5, 1 and 2 mg/mL, the extract was active
606 against *A. flavus* and *P. candidum* with medium growth inhibition zone values. Instead, at the
607 concentration of 0.25 mg/mL, the extract was active against *A. flavus*. Again, for what concerns

608 the growth inhibition zone values, they all were seen to increase with the concentration raising.
609 [18]
610 More recently, Zengin et al. [69] have assessed the antifungal activity of *B. brachyactis*, *B.*
611 *microcarpum*, *B. pinnatifolium* and *B. sayai* methanol extracts against *A. versicolor* (ATCC
612 11730), *A. fumigatus* (plant isolate), *A. terreus* (soil isolate), *A. niger* (ATCC 6275), *Penicillium*
613 *ochrochloron* (ATCC 9112), *P. funiculosum* (ATCC 36839), *P. verrucosum* (food isolate) and
614 *Trichoderma viride* (IAM 5061) using ketoconazole and bifonazole as positive controls. The
615 obtained values of MIC and MFC showed that all the extracts were mostly less potent than the
616 standard compounds. Nevertheless, in many cases, the values were highly comparable with
617 those of the used standards and also very similar to each other except a few cases. Summarizing,
618 *B. brachyactis* methanol extract showed the best activity against *A. versicolor*, *T. viride* and *P.*
619 *funiculosum* with MIC and MFC values equal to 0.18 and 0.37 mg/mL, 0.02 and 0.03 mg/mL
620 and 0.18 and 0.37 mg/mL, respectively. *B. brachyactis* methanol extract was more effective
621 than ketoconazole against *A. versicolor* as well as more effective than both ketoconazole and
622 bifonazole against *T. viride*. Indeed, *B. sayai* had no effect on *A. fumigatus* but was even more
623 effective than ketoconazole against *A. fumigatus* with MIC and MFC values equal to 0.14 and
624 0.28 mg/mL, respectively. *B. pinnatifolium* was more effective against *P. ochrochloron* with
625 MIC and MFC values equal to 0.275 and 0.37 mg/mL, respectively.

626

627 **5.4. Larvicidal activity**

628

629 A larvicidal activity testing on the genus *Bunium* was carried out by Vatandoost et al. [166] where
630 they studied the larvicidal activity of BPEO as well as its methanol, petroleum ether and ethyl
631 acetate extracts based upon a recommended method by WHO. [167] Regarding the results, both
632 BPEO samples from cultivated and wild growing plants with lethal concentrations (LC₅₀) of
633 21.38 and 27.43 ppm exhibited the highest larvicidal activity, while methanol fractions of both
634 samples of *B. persicum* had the lowest larvicidal activity.

635

636 **5.5. Phytotoxic activity**

637

638 Following the method given by McLaughlin et al. [168], the phytotoxicity of methanol extracts
639 of *B. bulbocastanum* L. and its fractions was determined 1000 and 100 µg/mL. [158] Considering
640 the respective results, at 1000 µg/mL, the phytotoxicity of the methanol extract along with its

641 *n*-hexane, chloroform, ethyl acetate and aqueous fractions were respectively as 53.33%,
642 46.66%, 20.0%, 46.66% and 40.0%. However, at 100 µg/mL, the corresponding phytotoxicities
643 were found to be respectively as 46.66%, 26.66%, 6.66%, 26.66% and 33.33%.

644

645 **5.6. Hemagglutination activity**

646

647 Khan et al. ^[158] investigated the potential hemagglutination activity of crude methanol extract
648 of *B. bulbocastanum* L. and its fractions obtained after CC, against human erythrocytes of blood
649 groups applying the suggested method by Naqvi et al. ^[169] It was concluded that that all the
650 extracts of *B. bulbocastanum* L. were not able to agglutinate RBCs of the human blood groups
651 accounting for the lack of phytolectins.

652

653 **5.7. Anticonvulsant activity**

654

655 Mandegary et al. ^[170] assessed the anticonvulsant activity of BPEO and *B. persicum* methanol
656 extracts towards convulsions induced on pentylenetetrazole (PTZ) and maximal electroshock
657 (MES). In this study, a group consisting of NMRI male mice with an average weight of 22.5 g
658 were chosen and kept under normal diet. The mean outputs of this report were: i) mortality of
659 BPEO at 5 g/kg dose, while being not mortal at 4 g/kg dose; ii) no mortality for BPEO at 2.5
660 mL/kg dose.

661

662 **5.8. Hypoglycemic activity**

663

664 Due to the remarkable hypoglycemic activity of its extracts, *B. persicum* has been recognized
665 as an effective remedy against diabetes and obesity as reported by Statti et al. ^[171] In this report,
666 the hypoglycemic activity was assessed via the trends of inhibition of α -amylase as one of the
667 main agents for starch breakdown to simpler sugar units, *e.g.*, glucose, maltose and maltotriose.
668 Accordingly, the highest inhibition was reported for the *B. persicum n*-hexane extract (72.3%
669 \pm 0.06) at a concentration of 250 µg/mL, whereas the corresponding MeOH extract exerted
670 lower inhibition at most of the tested concentrations.

671

672 **5.9. Cardiocirculatory activity**

673

674 Khaksari et al. [172] have reported that aqueous extract derived from the aerial parts of freeze-
675 dried *B. persicum* is able to increase the cardiocirculatory capacity. This study was conducted
676 on 40 male hypercholesterolemic mice being classified into four categories. The obtained
677 results of this work accounted for a notable increase of cardiorespiratory capacity over a normal
678 six-week endurance training period.

679

680 **5.10. Anti-inflammatory activity**

681

682 In a recent report, the methanol extracts of *B. alpinum* and *B. incrassatum* were found to have
683 anti-inflammatory effects by blocking albumin denaturation that contributes to the
684 inflammation process. The albumin denaturation inhibitory average values were equal to 49.66
685 and 49.74 mg/mL, respectively, compared to 49.98 mg/mL for sodium diclofenac used as
686 standard compound. Additionally, this activity was observed to be of concentration dependent
687 type. [45]

688

689 **5.11. Enzyme inhibitory activity**

690

691 The enzyme inhibitory activity of *B. brachyactis*, *B. microcarpum*, *B. pinnatifolium* and *B.*
692 *sayai* methanol extracts was evaluated against acetylcholinesterase (AChE),
693 butyrylcholinesterase (BChE), tyrosinase, amylase, glucosidase and lipase. The results were
694 expressed as milligrams of gallic acid equivalents per g of sample (GAE/g) and showed that the
695 extract of *B. brachyactis* was the best BChE inhibitor with a value of 3.68 mg GAE/g. *B. sayai*
696 extract was the best AChE inhibitor with a value equal to 3.53 mg GAE/g. Indeed, the four
697 species had similar effects against tyrosinase and amylase with *B. brachyactis* as the best one
698 in both cases (138.96 mg kojic acid equivalent per g of sample (KAE/g), 0.63 mmol ACAE/g).
699 *B. microcarpum* extract was the best glucosidase inhibitor with a value equal to 11.96 mmol
700 ACAE/g, whereas the best lipase inhibitor was *B. brachyactis* extract with a value equal to
701 95.74 mg OE/g. [69]

702

703 **5.12. Mosquito-deterrent activity**

704

705 BPEO was tested for its mosquito-deterrent activity against *Aedes aegypti*. It showed higher
706 activity than the solvent control (ethanol) but lower than permethrin, a standard biting deterrent,

707 used as a positive control. The reported median lethal dose (LD₅₀) value of this work was found
708 to be 58.6 ppm vs 0.0034 ppm. ^[65]

709

710 **6. Link between phytochemistry and biological activities**

711

712 The biological assays performed on *Bunium* species EOs and extracts as reported in the
713 literature, are all remarkable and reliable even if not all of them gave positive results. The
714 methodologies applied for each assay are well-established and reliable. However, not all the
715 explanations have been accurately provided. In particular, for some assays, values were not
716 given. Nonetheless, we decided to include these data in this review, even if, in our opinion,
717 their relevance is minimum. On the other hand, some biological assays were carried out without
718 any phytochemical profiling, *i.e.*, the biological assays were performed without knowing the
719 phytochemical patterns of the extracts derived from *Bunium* species. This latter point is
720 extremely important since it may explain the biological results under the phytochemical
721 standpoint. In all the cases where this was performed, the reported phytochemical patterns were
722 found to be fully in accordance with the results from biological assays. Nevertheless, EOs are
723 generally well-known to possess promising pharmacological activities ^[173] as well as all the
724 non-volatile classes of compounds identified in *Bunium* species. ^[88, 174-176]

725 From the phytochemical standpoint, the effectiveness of extracts may be explained with the
726 presence of flavonoids and phenolic metabolites such as caffeoylquinic derivatives which are
727 known to be effective as antioxidants with different mechanisms ranging from the radical
728 scavenging to the metal chelating properties. ^[177, 178] However, the lack of an extensive
729 phytochemical background that explains the associated biological properties is a massive
730 problem. Nowadays, in our opinion, it is no longer sufficient to say that one extract possesses
731 a biological activity without giving information about its phytochemical pattern. In addition, it
732 is not even sufficient to only establish the presence of some classes of natural compounds which
733 may provide a hint but not the total explanation. More importantly, when considering that in a
734 number of cases, the whole phytocomplex or some of its constituents, have a synergistic
735 bioactivity. This can actually be another research line especially in relation to *Bunium* species.

736

737 **7. Conclusions**

738

739 In this review article, the chemical compositions of the EOs and non-volatile compounds of
740 different *Bunium* species have been integrated and discussed. The chemotaxonomy of the genus
741 is perfectly in accordance with the current phytochemical classification of the Apiaceae family
742 for all the studied species. It is obviously important that further studies will be conducted also
743 on those species of the genus with uncertain classification. *Bunium* species are widely used in
744 the folklore medicine of several areas of the world and are able to exert a myriad of
745 pharmacological activities as shown in this review article. However, it should be underlined
746 that not all the *Bunium* species have been studied for many of their aspects and not all the
747 possible explanations have been given. Therefore, this review article also means to encourage
748 the phytochemical, chemotaxonomic, ethnobotanical and pharmacological studies on these
749 species given their high potentialities and their unexplored aspects.

750

751 **‘Author Contribution Statement’**

752 M. Mohammadhosseini generated the concept, wrote and edited the whole article. C. Frezza
753 wrote the phytochemistry section. A. Venditti wrote the chemotaxonomy section. S.D. Sarker
754 helped with the preparation of the manuscript, and edited the article.

755

756 **‘Twitter text’**

757

758 A systematic review on phytochemistry, ethnobotany and biological activities of the genus
759 *Bunium* L. by M. Mohammadhosseini et al., Shahrood Branch, Islamic Azad University, Iran
760 (without Account)

761

762 **References**

763 [1] M. Mohammadhosseini, 'The ethnobotanical, phytochemical and pharmacological
764 properties and medicinal applications of essential oils and extracts of different *Ziziphora*
765 species', *Ind. Crops Prod.* **2017**, *105*, 164-192.

766 [2] M. Mohammadhosseini, S. D. Sarker, A. Akbarzadeh, 'Chemical composition of the
767 essential oils and extracts of *Achillea* species and their biological activities: A review', *J.*
768 *Ethnopharmacol.* **2017**, *199*, 257-315.

769 [3] M. Mohammadhosseini, C. Frezza, A. Venditti, A. Akbarzadeh, 'Ethnobotany and
770 phytochemistry of the genus *Eremostachys* Bunge', *Curr. Org. Chem.* **2019**, *23*, 1828-1842.

- 771 [4] M. Mohammadhosseini, A. Venditti, A. Akbarzadeh, 'The genus *Perovskia* Kar.:
772 ethnobotany, chemotaxonomy and phytochemistry: a review', *Toxin Rev.* **2019**.
- 773 [5] M. Mohammadhosseini, C. Frezza, A. Venditti, B. Mahdavi, ' An overview of the genus
774 *Aloysia* Palau (Verbenaceae): Essential oil composition, ethnobotany and biological activities',
775 *Nat. Prod. Res.* **2021**.
- 776 [6] www.theplantlist.org.
- 777 [7] G. V. Degtjareva, E. V. Kljuykov, T. H. Samigullin, C. M. Valiejo-Roman, M. G.
778 Pimenov, 'Molecular appraisal of *Bunium* and some related arid and subarid geophilic
779 Apiaceae-Apioideae taxa of the Ancient Mediterranean', *Bot. J. Linn. Soc.* **2009**, *160*, 149-170.
- 780 [8] A. R. Jassbi, M. Mehrdad, M. Soleimani, M. Mirzaeian, A. Sonboli, 'Chemical
781 composition of the essential oils of *Bunium elegans* and *Bunium caroides*', *Chem. Nat. Compd.*
782 **2005**, *41*, 415-417.
- 783 [9] A. Ghahreman, 'Plant Systematic', Academic Publication, 1994.
- 784 [10] A. H. Saeidnejad, M. Khajeh-Hosseini, M. A. Askarzadeh, 'Breaking dormancy of seeds
785 from eight populations of *Bunium persicum* (Apiaceae)', *Seed Sci. Technol.* **2013**, *41*, 452-457.
- 786 [11] A. Zargari, 'Medicinal Plants', Tehran University Press, Tehran, Iran, 1990.
- 787 [12] V. Mozaffarian, 'A Dictionary of Iranian Plant Names', Farhang Moaser Press, Iran,
788 1996.
- 789 [13] R. Omidbaigi, M. J. Arvin, 'Effect of growing locations on the essential oil content and
790 chemical compositions of *Bunium persicum* Boiss wild growing in Iran', *J. Essent. Oil-Bear.*
791 *Plants* **2009**, *12*, 34-40.
- 792 [14] F. Jahansooz, F. Sefidkon, A. Najafi, H. Ebrahimzadeh, M. S. Najafi, 'Comparison of
793 essential oils of *Bunium persicum* (Boiss.) populations grown in Iran, Pakistan and India', *J.*
794 *Essent. Oil-Bear. Plants* **2012**, *15*, 761-765.
- 795 [15] H. Hassanzadazar, B. Taami, M. Aminzare, S. Daneshamooz, '*Bunium persicum* (Boiss.)
796 B. Fedtsch: An overview on phytochemistry, therapeutic uses and its application in the food
797 industry', *J. Appl. Pharm. Sci.* **2018**, *8*, 150-158.
- 798 [16] K. Baser, T. Oezek, B. Abduganiev, U. Abdullaev, K. N. Aripov, 'Composition of the
799 essential oil of *Bunium persicum* (Boiss.) B. Fedtsch. from Tajikistan', *J. Essent. Oil Res.* **1997**,
800 *9*, 597-598.
- 801 [17] M. Sheidai, P. Ahmadian, S. Poorseyedy, 'Cytological studies in Iran Zira from three
802 genus: *Bunium*, *Carum* and *Cuminum*', *Cytologia* **1996**, *61*, 19-25.

- 803 [18] A. Bousetla, A. Zellagui, K. Derouiche, S. Rhouati, 'Chemical constituents of the roots
804 of Algerian *Bunium incrassatum* and evaluation of its antimicrobial activity', *Arab. J. Chem.*
805 **2015**, 8, 313-316.
- 806 [19] R. K. Thappa, S. Ghosh, S. G. Agarwal, A. K. Raina, P. S. Jamwal, 'Comparative studies
807 on the major volatiles of Kalazira (*Bunium persicum* seed) of wild and cultivated sources', *Food*
808 *Chem.* **1991**, 41, 129-134.
- 809 [20] P. Salehi, F. Mohammadi, B. Asghari, 'Seed essential oil analysis of *Bunium persicum*
810 by hydrodistillation- headspace solvent microextraction', *Chem. Nat. Compd.* **2008**, 44, 111-
811 113.
- 812 [21] M. Sadat-Hosseini, M. Farajpour, N. Boroomand, F. Solaimani-Sardou,
813 'Ethnopharmacological studies of indigenous medicinal plants in the south of Kerman, Iran', *J.*
814 *Ethnopharmacol.* **2017**, 199, 194-204.
- 815 [22] Z. Noori, S. Khanzadi, A. Jamshidi, H. A. Seifi, 'Modeling the effects of *Bunium*
816 *persicum* (Black Zira) essential oil, pH, inoculums size and temperature on the growth of
817 *Listeria monocytogenes*', *Iran. J. Vet. Res.* **2014**, 15, 272-278.
- 818 [23] M. Mohammadhosseini, 'A Comprehensive Review on New Methods for Processing,
819 Separation and Identification of the Essential Oils', Islamic Azad University of Shahrood Press,
820 Shahrood, Iran, 2016.
- 821 [24] P. A. Sofi, N. A. Zeerak, P. Singh, 'Kala zeera (*Bunium persicum* Boiss.): A Kashmirian
822 high value crop', *Turk. J. Biol.* **2009**, 33, 249-258.
- 823 [25] K. Rechinger, J. Lemond, I. Hedge, 'Flora Iranica (Umbelliferae)', Akademische Druck
824 Verlagsanstalt, Graz, Austria, 1987.
- 825 [26] F. Sefidkon, S. A. Gooshegir, A. Bahmanzadegan, M. Golipour, S. Meshkizadeh,
826 'Chemical composition of the essential oils of five Iranian *Bunium* species (*B. lurestanicum*, *B.*
827 *microcarpum*, *B. badghayzi*, *B. wolffi* and *B. carioides*)', *J. Essent. Oil-Bear. Plants* **2014**, 17,
828 13-17.
- 829 [27] B. Bani, G. V. Degtjareva, M. G. Pimenov, E. V. Kljuykov, N. Adigüzel, '*Bunium*
830 *allioides* (Apiaceae), a new species from Turkey', *Ann. Bot. Fenn.* **2012**, 49, 412-416.
- 831 [28] M. Azizi, G. Davareenejad, R. Bos, H. J. Woerdenbag, O. Kayser, 'Essential oil content
832 and constituents of black zira (*Bunium persicum* [Boiss.] B. Fedtsch.) from Iran during field
833 cultivation (domestication)', *J. Essent. Oil Res.* **2009**, 21, 78-82.
- 834 [29] M. Mohammadhosseini, A. Akbarzadeh, G. Flamini, 'Profiling of compositions of
835 essential oils and volatiles of *Salvia limbata* using traditional and advanced techniques and
836 evaluation for biological activities of their extracts', *Chem. Biodivers.* **2017**, 14.

- 837 [30] H. Hashemi-Moghaddam, M. Mohammadhosseini, Z. Azizi, 'Impact of amine- and
838 phenyl-functionalized magnetic nanoparticles impacts on microwave-assisted extraction of
839 essential oils from root of *Berberis integerrima* Bunge', *J. Appl. Res. Med. Aromat. Plants* **2018**.
- 840 [31] H. Hashemi-Moghaddam, M. Mohammadhosseini, M. Salar, 'Chemical composition of
841 the essential oils from the hulls of *Pistacia vera* L. by using magnetic nanoparticle-assisted
842 microwave (MW) distillation: Comparison with routine MW and conventional
843 hydrodistillation', *Anal. Methods* **2014**, 6, 2572-2579.
- 844 [32] H. Hashemi-Moghaddam, M. Mohammadhosseini, M. Basiri, 'Optimization of
845 microwave assisted hydrodistillation on chemical compositions of the essential oils from the
846 aerial parts of *Thymus pubescens* and comparison with conventional hydrodistillation', *J. Essent.*
847 *Oil-Bear. Plants* **2015**, 18, 884-893.
- 848 [33] M. Mohammadhosseini, 'Essential oils extracted using microwave-assisted
849 hydrodistillation from aerial parts of eleven *Artemisia* species: Chemical compositions and
850 diversities in different geographical regions of Iran', *Rec. Nat. Prod.* **2017**, 11, 114-129.
- 851 [34] M. Nekoei, M. Mohammadhosseini, 'Chemical composition of essential oils of *Salvia*
852 *leriifolia* by three different extraction methods prior to gas chromatographic-mass
853 spectrometric determination: comparison of HD with SFME and HS-SPME', *J. Essent. Oil-*
854 *Bear. Plants* **2017**, 20, 410-425.
- 855 [35] A. Shafaghat, O. Ghorban-Dadras, M. Mohammadhosseini, M. Akhavan, M.
856 Shafaghatlonbar, A. Panahi, 'A comparative study on chemical composition and antimicrobial
857 activity of essential oils from *Tanacetum parthenium* (L.) Schultz. Bip. and *Tanacetum*
858 *punctatum* (Desr.) Grierson. leaves from Iran', *J. Essent. Oil-Bear. Plants* **2017**, 20, 1143-1150.
- 859 [36] M. Nekoei, M. Mohammadhosseini, 'Screening of profiles of essential oils from the
860 aerial parts of *Sclerorhachis platyrachis* (Boiss.) Podlech ex Rech.f. using classical and
861 microwave-based methods: Comparison with the volatiles using headspace solid-phase
862 microextraction', *J. Essent. Oil-Bear. Plants* **2018**, 21, 1199-1209.
- 863 [37] B. Mahdavi, T. Hajar, A. Ghodsi, M. Mohammadhosseini, M. Mehmandost, E. Talebi,
864 'Antidiabetic effect of *Sophora pachycarpa* seeds extract in streptozotocin-induced diabetic
865 mice: a statistical evaluation', *J. Investig. Med.* **2021**, 0, 1-7.
- 866 [38] Y. Zhang, B. Mahdavi, M. Mohammadhosseini, E. Rezaei-Seresht, S. Paydarfard, M.
867 Qorbani, M. Karimian, N. Abbasi, H. Ghaneialvar, E. Karimi, 'Green synthesis of NiO
868 nanoparticles using *Calendula officinalis* extract: Chemical characterization, antioxidant,
869 cytotoxicity, and anti-esophageal carcinoma properties', *Arab. J. Chem.* **2021**, 14, 103105.

- 870 [39] F. Shakeri, M. H. Boskabady, 'A review of the relaxant effect of various medicinal
871 plants on tracheal smooth muscle, their possible mechanism(s) and potency', *J.*
872 *Ethnopharmacol.* **2015**, *175*, 528-548.
- 873 [40] M. Azizi, G. Davareenejad, R. Bos, H. J. Woerdenbag, O. Kayser, 'Essential oil content
874 and constituents of black zira [*Bunium persicum* [Boiss.] B. Fedtsch.] from Iran during field
875 cultivation (domestication)', *J. Essent. Oil Res.* **2009**, *21*, 193-194.
- 876 [41] B. Nickavar, A. Adeli, A. Nickavar, 'Analyses of the essential oil from *Bunium persicum*
877 fruit and its antioxidant constituents', *J. Oleo Sci.* **2014**, *63*, 741-746.
- 878 [42] M. Khanavi, P. Laghaei, M. B. Isman, 'Essential oil composition of three native Persian
879 plants and their inhibitory effects in the cabbage looper, *Trichoplusia ni*', *J. Asia-Pac. Entomol.*
880 **2017**, *20*, 1234-1240.
- 881 [43] R. Chizzola, A. H. Saeidnejad, M. Azizi, F. Oroojalian, H. Mardani, '*Bunium persicum*:
882 variability in essential oil and antioxidants activity of fruits from different Iranian wild
883 populations', *Genet. Resour. Crop. Evol.* **2014**, *61*, 1621-1631.
- 884 [44] S. Zarrinpashne, S. Gorji Kandi, 'A study on the extraction of essential oil of Persian
885 black cumin using static supercritical CO₂ extraction, and comparison with hydro-distillation
886 extraction method', *Sep. Sci. Technol.* **2018**, *54*, 1778-1786.
- 887 [45] E. K. Hayet, L. Hocine, E. K. Meriem, 'Chemical composition and biological activities
888 of the essential oils and the methanolic extracts of *Bunium incrassatum* and *Bunium alpinum*
889 from Algeria', *J. Chilean Chem. Soc.* **2017**, *62*, 3335-3341.
- 890 [46] S. Masoudi, A. Monfared, A. Rustaiyan, F. Chalabian, 'Composition and antibacterial
891 activity of the essential oils of *Semenovia dichotoma* (Boiss.) Manden., *Johreniopsis seseloides*
892 (C.A.Mey) M.Pimen and *Bunium cylindricum* (Boiss. et Hohen.) Drude., three Umbelliferae
893 herbs growing wild in Iran', *J. Essent. Oil Res.* **2005**, *17*, 691-694.
- 894 [47] G. Öztürk, B. Demirci, M. Çelik, K. BAŞER, 'Chemical composition of *Bunium elegans*
895 (Fenzl) Freyn var. *elegans* essential oil', *Nat. Vol. Essent. Oils* **2020**, *7*, 26-29.
- 896 [48] A. Bousetla, M. Kurkcuoglu, B. Konuklugil, K. H. C. Baser, S. Rhouati, 'Composition
897 of essential oil from *Bunium incrassatum* from Algeria', *Chem. Nat. Compd.* **2014**, *50*, 753-
898 755.
- 899 [49] M. H. Meshkatalasadat, S. Zarei, 'Determination of volatile components of *Bunium*
900 *luristanicum* Rech. F using MAHD and HD extraction twchniques and antioxidative activity of
901 methanolic extract-A green chemistry approach', *Dig. J. Nanomat. Biostr.* **2011**, *6*, 515-521.

902 [50] K. H. C. Baser, T. Özek, B. E. Abduganiev, U. A. Abdullaev, K. N. Aripov,
903 'Composition of the essential oil of *Bunium persicum* (Boiss.) B. Fedtsch. from Tajikistan', *J.*
904 *Essent. Oil Res.* **1997**, *9*, 106-108.

905 [51] A. Foroumadi, A. Asadipour, F. Arabpour, Y. Amanzadeh, 'Composition of the essential
906 oil of *Bunium persicum* (Boiss.) B. Fedtsch. from Iran', *J. Essent. Oil Res.* **2002**, *14*, 161-162.

907 [52] N. Shahsavari, M. Barzegar, M. A. Sahari, H. Naghdibadi, 'Antioxidant activity and
908 chemical characterization of essential oil of *Bunium persicum*', *Plant Foods Hum. Nutr.* **2008**,
909 *63*, 183-188.

910 [53] F. Oroojalian, R. Kasra-Kermanshahi, M. Azizi, M. R. Bassami, 'Phytochemical
911 composition of the essential oils from three Apiaceae species and their antibacterial effects on
912 food-borne pathogens', *Food Chem.* **2010**, *120*, 765-770.

913 [54] V. Hajhashemi, S. E. Sajjadi, M. Zomorodkia, 'Antinociceptive and anti-inflammatory
914 activities of *Bunium persicum* essential oil, hydroalcoholic and polyphenolic extracts in animal
915 models', *Pharm. Biol.* **2011**, *49*, 146-151.

916 [55] S. Mazidi, K. Rezaei, M. T. Golmakani, A. Sharifan, S. Rezazadeh, 'Antioxidant activity
917 of essential oil from Black Zira (*Bunium persicum* Boiss.) obtained by microwave-assisted
918 hydrodistillation', *J. Agric. Sci. Tech.* **2012**, *14*, 1013-1022.

919 [56] P. Taherkhani, N. Noori, A. Akhondzadeh Basti, H. Gandomi, M. Alimohammadi,
920 'Antimicrobial effects of Kermanian black cumin (*Bunium persicum* Boiss.) essential oil in
921 Gouda cheese matrix', *J. Med. Plants* **2015**, *14*, 76-85.

922 [57] M. Keramat, M. T. Golmakani, M. Aminlari, S. S. Shekarforoush, 'Comparative effect
923 of *Bunium persicum* and *Rosmarinus officinalis* essential oils and their synergy with citric acid
924 on the oxidation of virgin olive oil', *Int. J. Food Prop.* **2016**, *19*, 2666-2681.

925 [58] A. Rustaie, R. Keshvari, N. Samadi, F. Khalighi-Sigaroodi, M. R. S. Ardekani, M.
926 Khanavi, 'Essential oil composition and antimicrobial activity of the oil and extracts of *Bunium*
927 *persicum* (Boiss.) B. Fedtsch.: Wild and cultivated fruits', *Pharm. Sci.* **2016**, *22*, 296-301.

928 [59] A. Sanei-Dehkordi, H. Vatandoost, M. R. Abaei, B. Davari, M. M. Sedaghat, 'Chemical
929 composition and larvicidal activity of *Bunium persicum* essential oil against two important
930 mosquitoes vectors', *J. Essent. Oil-Bear. Plants* **2016**, *19*, 349-357.

931 [60] N. Khaledi, F. Hassani, 'Antifungal activity of *Bunium persicum* essential oil and its
932 constituents on growth and pathogenesis of *Colletotrichum lindemuthianum*', *J. Plant Prot. Res.*
933 **2018**, *58*, 431-441.

- 934 [61] F. Talebi, A. Misaghi, A. Khanjari, A. Kamkar, H. Gandomi, M. Rezaeigolestani,
935 'Incorporation of spice essential oils into poly-lactic acid film matrix with the aim of extending
936 microbiological and sensorial shelf life of ground beef', *LWT* **2018**, *96*, 482-490.
- 937 [62] F. Sharififar, N. Yassa, V. Mozaffarian, 'Bioactivity of major components from the
938 seeds of *Bunium persicum* (Boiss.) FEDTCH', *Pak. J. Pharma. Sci.* **2010**, *23*, 300-304.
- 939 [63] S. M. Pourmortazavi, M. Ghadiri, S. S. Hajimirsadeghi, 'Supercritical fluid extraction
940 of volatile components from *Bunium persicum* Boiss. (black cumin) and *Mespilus germanica*
941 L. (medlar) seeds', *J. Food Compos. Anal.* **2005**, *18*, 439-446.
- 942 [64] H. Behtoei, J. Amini, T. Javadi, A. Sadeghi, 'Composition and *in vitro* antifungal activity
943 of *Bunium persicum*, *Carum copticum* and *Cinnamomum zeylanicum* essential oils', *J. Med.*
944 *Plant Res.* **2012**, *6*, 5069-5076.
- 945 [65] I. Stappen, N. Tabanca, A. Ali, D. E. Wedge, J. Wanner, V. Gochev, V. Jaitak, B. Lal,
946 V. K. Kaul, E. Schmidt, L. Jirovetz, 'Biological activity of *Bunium persicum* essential oil from
947 western Himalaya', *Planta Med Int. Open* **2017**, *4*, e52-e58.
- 948 [66] S. V. Mortazavi, M. H. Eikani, H. Mirzaei, M. Jafari, F. Golmohammad, 'Extraction of
949 essential oils from *Bunium persicum* Boiss. using superheated water', *Food Bioprod. Process.*
950 **2010**, *88*, 222-226.
- 951 [67] E. Feyzi, M. H. Eikani, F. Golmohammad, B. Tafaghodinia, 'Extraction of essential oil
952 from *Bunium persicum* (Boiss.) by instant controlled pressure drop (DIC)', *J. Chromatogr. A*
953 **2017**, *1530*, 59-67.
- 954 [68] M. Lefahal, N. Zaatat, L. Djarri, M. Benahmed, K. Medjroubi, H. Laouer, S. Akkal,
955 'Evaluation of the antioxidant activity of extracts & flavonoids obtained from *Bunium alpinum*
956 Waldst. & Kit. (Apiaceae) & *Tamarix gallica* L. (Tamaricaceae)', *Curr. Issues Pharma. Med.*
957 *Sci.* **2017**, *30*, 5-8.
- 958 [69] G. Zengin, M. Y. Paksoy, M. Z. Aumeeruddy, J. Glamocilja, M. Sokovic, A. Diuzheva,
959 J. Jekó, Z. Cziáky, M. J. Rodrigues, L. Custodio, M. F. Mahomoodally, 'New insights into the
960 chemical profiling, cytotoxicity and bioactivity of four *Bunium* species', *Food Res. Int.* **2019**,
961 *123*, 414-424.
- 962 [70] L. P. Christensen, K. Brandt, 'Bioactive polyacetylenes in food plants of the Apiaceae
963 family: occurrence, bioactivity and analysis', *J. Pharm. Biomed. Anal.* **2006**, *41*, 683-693.
- 964 [71] B. Khalid, S. Hamid, L. Liaqat, J. I. Khan, 'Seed oils of Pakistani wild species of
965 Umbelliferae family: *Ducrosia anethifolia*, *Bunium persicum*, *Bunium cylindricum* and *Ammi*
966 *majus*; as potential industrial raw material', *Pak. J. Sci. Ind. Res.* **2009**, *52*, 260-263.

967 [72] B. Fazly Bazzaz, G. Haririzadeh, S. Imami, M. Rashed, 'Survey of Iranian plants for
968 alkaloids, flavonoids, saponins, and tannins [Khorasan Province]', *Int. J. Pharmacogn.* **1997**,
969 35, 17-30.

970 [73] G. A. Stepanenko, A. U. Umarov, A. L. Markman, 'A study of the oils of the family
971 Umbelliferae', *Chem. Nat. Compd.* **1972**, 8, 694-698.

972 [74] G. Appendino, H. Ç. Özen, J. Jakupovic, 'Prenylated isocoumarins from *Bunium*
973 *paucifolium*', *Phytochemistry* **1994**, 36, 531-532.

974 [75] G. Appendino, H. Cetin Özen, P. Lusso, M. Cisero, 'A sesquiterpene ketal from *Bunium*
975 *paucifolium*', *Phytochemistry* **1991**, 30, 3467-3468.

976 [76] R. Gani, Z. A. Bhat, M. A. Dar, M. A. Dar, 'Pharmacognostic and phytochemical
977 characteristics of the fruits of *Bunium persicum* (Boiss.) B. Fedtsch, growing wild in Kashmir
978 Valley, India', *Int. J. Pharm. Investig.* **2020**, 10, 13-16.

979 [77] G. Appendino, H. Çetin Özen, J. Jakupovic, 'Prenylated isocoumarins from *Bunium*
980 *paucifolium*', *Phytochemistry* **1994**, 36, 531-532.

981 [78] M. Sabzi Nojadeh, M. Pouresmaeil, M. Younessi-Hamzekhanlu, A. Venditti,
982 'Phytochemical profile of fennel essential oils and possible applications for natural antioxidant
983 and controlling *Convolvulus arvensis* L', *Nat. Prod. Res.* **2020**.

984 [79] F. Maggi, F. Papa, C. Giuliani, L. Maleci Bini, A. Venditti, A. Bianco, M. Nicoletti, R.
985 Iannarelli, G. Caprioli, G. Sagratini, M. Cortese, M. Ricciutelli, S. Vittori, 'Essential oil
986 chemotypification and secretory structures of the neglected vegetable *Smyrniium olusatrum* L.
987 (Apiaceae) growing in central Italy', *Flav. Fragr. J.* **2015**, 30, 139-159.

988 [80] A. Bertoli, L. Pistelli, I. Morelli, G. Spinelli, A. Manunta, 'Constituents of *Cachrys*
989 *ferulacea* oils', *J. Essent. Oil Res.* **1998**, 10, 533-536.

990 [81] M. A. Massumi, M. R. Fazeli, S. H. R. Alavi, Y. Ajani, 'Chemical constituents and
991 antibacterial activity of essential oil of *Prangos ferulacea* (L.) Lindl. fruits', *Iran. J. Pharm. Sci.*
992 **2007**, 3, 171-176.

993 [82] F. Sümer Ercan, H. Baş, M. Koç, D. Pandir, S. Öztemiz, 'Insecticidal activity of essential
994 oil of *Prangos ferulacea* (Umbelliferae) against *Ephestia kuehniella* (Lepidoptera: Pyralidae)
995 and *Trichogramma embryophagum* (Hymenoptera: Trichogrammatidae)', *Turk. J. Agric. For.*
996 **2013**, 37, 719-725.

997 [83] M. Seidi Damyeh, M. Niakousari, 'Impact of ohmic-assisted hydrodistillation on kinetics
998 data, physicochemical and biological properties of *Prangos ferulacea* Lindl. essential oil:
999 Comparison with conventional hydrodistillation', *Innov. Food Sci. Emerg. Technol.* **2016**, 33,
1000 387-396.

- 1001 [84] M. Seidi Damyeh, M. Niakousari, M. J. Saharkhiz, 'Ultrasound pretreatment impact on
1002 *Prangos ferulacea* Lindl. and *Satureja macrosiphonia* Bornm. essential oil extraction and
1003 comparing their physicochemical and biological properties', *Ind. Crops Prod.* **2016**, *87*, 105-
1004 115.
- 1005 [85] M. Bruno, V. Iardi, G. Lupidi, L. Quassinti, M. Bramucci, D. Fiorini, A. Venditti, F.
1006 Maggi, 'Composition and biological activities of the essential oil from a Sicilian accession of
1007 *Prangos ferulacea* (L.) Lindl', *Nat. Prod. Res.* **2019**.
- 1008 [86] M. Bruno, V. Iardi, G. Lupidi, L. Quassinti, M. Bramucci, D. Fiorini, A. Venditti, F.
1009 Maggi, 'The nonvolatile and volatile metabolites of *Prangos ferulacea* and their biological
1010 properties', *Planta Med.* **2019**, *85*, 815-824.
- 1011 [87] A. Venditti, C. Frezza, G. Salutari, M. di Cecco, G. Ciaschetti, A. Oliva, M. De Angelis,
1012 V. Vullo, M. Sabatino, S. Garzoli, 'Composition of the essential oil of *Coristospermum*
1013 *cuneifolium* and antimicrobial activity evaluation', *Planta Med Int. Open* **2017**, *4*, e74-e81.
- 1014 [88] F. Borges, F. Roleira, N. Milhazes, L. Santana, E. Uriarte, 'Simple coumarins and
1015 analogues in medicinal chemistry: Occurrence, synthesis and biological activity', *Curr. Med.*
1016 *Chem.* **2005**, *12*, 887-916.
- 1017 [89] L. Hansen, P. M. Boll, 'Polyacetylenes in Araliaceae: Their chemistry, biosynthesis and
1018 biological significance', *Phytochemistry* **1986**, *25*, 285-293.
- 1019 [90] V. Rao, L. Rao, 'Phytochemicals: Isolation, Characterisation and Role in Human Health',
1020 BoD—Books on Demand, 2015.
- 1021 [91] C. Frezza, A. Venditti, M. Serafini, A. Bianco, in 'Phytochemistry, chemotaxonomy,
1022 ethnopharmacology, and nutraceuticals of Lamiaceae', Elsevier, 2019.
- 1023 [92] C. Frezza, A. Venditti, C. Toniolo, D. De Vita, I. Serafini, A. Ciccòla, M. Franceschin,
1024 A. Ventrone, L. Tomassini, S. Foddai, '*Pedicularis* L. genus: Systematics, botany,
1025 phytochemistry, chemotaxonomy, ethnopharmacology, and other', *Plants* **2019**, *8*, 306.
- 1026 [93] C. Frezza, A. Venditti, D. De Vita, C. Toniolo, M. Franceschin, A. Ventrone, L.
1027 Tomassini, S. Foddai, M. Guiso, M. Nicoletti, 'Phytochemistry, chemotaxonomy, and
1028 biological activities of the Araucariaceae family—a review', *Plants* **2020**, *9*, 888.
- 1029 [94] B. Salehi, A. Venditti, C. Frezza, A. Yüce-tepe, U. Altuntaş, S. Uluata, M. Butnariu, I.
1030 Sarac, S. Shaheen, S. A. Petropoulos, K. R. Matthews, C. S. Kiliç, M. Atanassova, C. O.
1031 Adetunji, A. O. Ademiluyi, B. Özçelik, P. V. T. Fokou, N. Martins, W. C. Cho, J. Sharifi-Rad,
1032 '*Apium* plants: Beyond simple food and phytopharmacological applications', *Appl. Sci.* **2019**, *9*.

- 1033 [95] M. Mohammadhosseini, A. Venditti, S. D. Sarker, L. Nahar, A. Akbarzadeh, 'The genus
1034 *Ferula*: Ethnobotany, phytochemistry and bioactivities – A review', *Ind. Crops Prod.* **2019**,
1035 *129*, 350-394.
- 1036 [96] F. Hadaček, C. Müller, A. Werner, H. Greger, P. Proksch, 'Analysis, isolation and
1037 insecticidal activity of linear furanocoumarins and other coumarin derivatives from
1038 *Peucedanum* (Apiaceae: Apioideae)', *J. Chem. Ecol.* **1994**, *20*, 2035-2054.
- 1039 [97] S. Rosselli, A. M. Maggio, N. Faraone, V. Spadaro, S. L. Morris-Natschke, K. F.
1040 Bastow, K. H. Lee, M. Bruno, 'The cytotoxic properties of natural coumarins isolated from
1041 roots of *Ferulago campestris* (Apiaceae) and of synthetic ester derivatives of aegelinol', *Nat.*
1042 *Prod. Comm.* **2009**, *4*, 1701-1706.
- 1043 [98] A. Basile, S. Sorbo, V. Spadaro, M. Bruno, A. Maggio, N. Faraone, S. Rosselli,
1044 'Antimicrobial and antioxidant activities of coumarins from the roots of *Ferulago campestris*
1045 (Apiaceae)', *Molecules* **2009**, *14*, 939-952.
- 1046 [99] A. Venditti, C. Frezza, V. Gatto Agostinelli, M. Di Cecco, G. Ciaschetti, M. Serafini,
1047 A. Bianco, 'Study on the molecular composition of an indigenous Italian species:
1048 *Coristospermum cuneifolium*(Guss.) Bertol', *Int. J. Indig. Med. Plants* **2016**, *48*, 1930-1938.
- 1049 [100] V. Stanjek, J. Piel, W. Boland, 'Synthesis of furanocoumarins: mevalonate-independent
1050 prenylation of umbelliferone in *Apium graveolens* (Apiaceae)', *Phytochemistry* **1999**, *50*, 1141-
1051 1145.
- 1052 [101] M. Berenbaum, 'Patterns of furanocoumarin distribution and insect herbivory in the
1053 Umbelliferae: plant chemistry and community structure', *Ecology* **1981**, *62*, 1254-1266.
- 1054 [102] L. D. Scheel, V. B. Perone, R. L. Larkin, R. E. Kupel, 'The isolation and
1055 characterization of two phototoxic furanocoumarins (psoralens) from diseased celery',
1056 *Biochemistry* **1963**, *2*, 1127-1131.
- 1057 [103] S. Milosavljević, D. Jeremić, M. Neveščanin, G. Radovanović, P. Živanović, B.
1058 Todorović, V. Slavkovska, V. Vajs, 'Furo- and pyranocoumarins from plant species *Angelica*
1059 *silvestris* and *Peucedanum austriacum*', *J. Serb. Chem. Soc.* **1993**, *12*, 997-1001.
- 1060 [104] M. Mohammadi, M. Yousefi, Z. Habibi, A. Shafiee, 'Two new coumarins from the
1061 chloroform extract of *Angelica urumiensis* from Iran', *Chem. Pharm. Bull. (Tokyo)*. **2010**, *58*,
1062 546-548.
- 1063 [105] J. Zhang, L. Li, C. Jiang, C. Xing, S.-H. Kim, J. Lu, 'Anti-cancer and other bioactivities
1064 of Korean *Angelica gigas* Nakai (AGN) and its major pyranocoumarin compounds', *Anticancer*
1065 *Agents Med. Chem.* **2012**, *12*, 1239-1254.

- 1066 [106] J. W. Lee, C. Lee, Q. Jin, E. T. Yeon, D. Lee, S.-Y. Kim, S. B. Han, J. T. Hong, M.
1067 K. Lee, B. Y. Hwang, 'Pyranocoumarins from *Glehnia littoralis* inhibit the LPS-induced NO
1068 production in macrophage RAW 264.7 cells', *Bioorg. Med. Chem. Lett.* **2014**, *24*, 2717-2719.
- 1069 [107] S. M. Razavi, G. Imanzadeh, F. S. Jahed, G. Zarrini, 'Pyranocoumarins from *Zosima*
1070 *absinthifolia* (Vent) link roots', *Russ. J. Bioorg. Chem.* **2013**, *39*, 215-217.
- 1071 [108] A. Tosun, E. K. Akkol, E. Yeşilada, 'Anti-inflammatory and antinociceptive activity
1072 of coumarins from *Seseli gummiferum* subsp. *corymbosum* (Apiaceae)', *Zeitschrift für*
1073 *Naturforschung C* **2009**, *64*, 56-62.
- 1074 [109] M. H. Boskabady, A. Moghadas, 'Inhibitory effect of *Bunium persicum* on histamine
1075 (H1) receptors of guinea pig tracheal chains', *Phytomedicine* **2004**, *11*, 411-415.
- 1076 [110] M. H. Boskabady, A. Moghaddas, 'Antihistaminic effect of *Bunium persicum* on guinea
1077 pig tracheal chains', *Iran. Biomed. J.* **2004**, *8*, 149-155.
- 1078 [111] M. Zendehtdel, Z. Torabi, S. Hassanpour, 'Antinociceptive mechanisms of *Bunium*
1079 *persicum* essential oil in the mouse writhing test: Role of opioidergic and histaminergic
1080 systems', *Vet. Med.* **2015**, *60*, 63-70.
- 1081 [112] Z. K. Turkish Journal of Agriculture and ForestryShinwari, S. S. Gilani, 'Sustainable
1082 harvest of medicinal plants at Bulashbar Nullah, Astore (Northern Pakistan)', *J.*
1083 *Ethnopharmacol.* **2003**, *84*, 289-298.
- 1084 [113] M. H. Boskabady, M. Talebi, 'Bronchodilatory and anticholinergic effects of *Carum*
1085 *carvi* on isolated guinea pig tracheal chains', *Med. J. Islam. Repub. Iran* **1999**, *12*, 345-351.
- 1086 [114] R. Rahimi, M. R. Shams-Ardekani, M. Abdollahi, 'A review of the efficacy of
1087 traditional Iranian medicine for inflammatory bowel disease', *World J. Gastroenterol.* **2010**, *16*,
1088 4504-4514.
- 1089 [115] G. Amin, in '*Bunium persicum*', Deputy of Research Ministry of Health and Medical
1090 Education, Tehran, Iran, 1991.
- 1091 [116] A. Zargari, 'Medicinal Plants ', Tehran University Publication, Tehran, 1996.
- 1092 [117] S. Sultana, F. A. Ripa, K. Hamid, 'Comparative antioxidant activity study of some
1093 commonly used spices in Bangladesh', *Pak. J. Biol. Sci.* **2010**, *13*, 340-343.
- 1094 [118] S. G. Agarwal, V. N. Vashist, C. K. Atal, 'Terpenes and other components from *Bunium*
1095 *cylindricum* seeds', *Phytochemistry* **1974**, *13*, 2024-2025.
- 1096 [119] M. H. Aqili Khorasani, 'Makhzan al Adviah ', Safa Publication, Tehran, 1991.
- 1097 [120] I. Teixidor-Toneu, G. J. Martin, A. Ouhammou, R. K. Puri, J. A. Hawkins, 'An
1098 ethnomedicinal survey of a Tashelhit-speaking community in the High Atlas, Morocco', *J.*
1099 *Ethnopharmacol.* **2016**, *188*, 96-110.

- 1100 [121] A. Arabzadeh, A. Azadi, S. Daneshamooz, S. Karami, M. Rezaei, 'Anti-halitosis tooth
1101 paste: From Persian manuscripts toward Clinic', *Res. J. Pharmacog.* **2018**, *5*, 15-23.
- 1102 [122] G. R. Talei, Z. Mosavi, 'Chemical composition and antibacterial activity of *Bunium*
1103 *persicum* from west of Iran', *Asian J. Chem.* **2009**, *21*, 4749-4754.
- 1104 [123] T. Srivastava, S. Rajasekharan, D. Badola, D. J. A. s. o. l. Shah, 'An index of the
1105 available medicinal plants, used in Indian system of medicine from Jammu and Kashmir state',
1106 *Anc. Sci. Life.* **1986**, *6*, 49-63.
- 1107 [124] K. Bhardwaj, B. Bhushan, R. Kumar, S. Guleria, H. Kumar, 'Ethnomedicinal remedy
1108 for gastrointestinal disorders in rural and remote areas of Jammu and Kashmir: A review', *Biol.*
1109 *Forum* **2019**, *11*, 137-148.
- 1110 [125] M. Ahmad, M. P. Z. Khan, A. Mukhtar, M. Zafar, S. Sultana, S. Jahan,
1111 'Ethnopharmacological survey on medicinal plants used in herbal drinks among the traditional
1112 communities of Pakistan', *J. Ethnopharmacol.* **2016**, *184*, 154-186.
- 1113 [126] W. Younis, H. Asif, A. Sharif, H. Riaz, I. A. Bukhari, A. M. Assiri, 'Traditional
1114 medicinal plants used for respiratory disorders in Pakistan: a review of the ethno-medicinal and
1115 pharmacological evidence', *Chin. Med.* **2018**, *13*, 1-29.
- 1116 [127] Z. Memariani, R. Moeini, S. S. Hamedi, N. Gorji, S. A. Mozaffarpur, 'Medicinal plants
1117 with antithrombotic property in Persian medicine: a mechanistic review', *J. Thromb.*
1118 *Thrombolysis* **2018**, *45*, 158-179.
- 1119 [128] M. Mojahedi, M. Naseri, R. Majdzadeh, M. Keshavarz, M. Ebadini, E. Nazem, M. S.
1120 Isfeedvajani, 'Reliability and validity assessment of Mizaj questionnaire: a novel self-report
1121 scale in Iranian traditional medicine', *Iran Red Crescent Med. J.* **2014**, *16*, 1-11.
- 1122 [129] Aziz-UL-Ikram, N. B. Zahra, Z. K. Shinwari, M. Qaiser, 'Ethnomedicinal review of
1123 folklore medicinal plants belonging to family Apiaceae of Pakistan', *Pak. J. Bot.* **2015**, *47*,
1124 1007-1014.
- 1125 [130] M. S. Amiri, M. R. Joharchi, 'Ethnobotanical investigation of traditional medicinal
1126 plants commercialized in the markets of Mashhad, Iran', *Avicenna J. Phytomedicine* **2013**, *3*,
1127 254.
- 1128 [131] S. Ahmed, M. M. Hasan, Z. A. Mahmood, 'Antiuro lithiatic plants: Multidimensional
1129 pharmacology', *J. Pharmacogn. Phytochem.* **2016**, *5*, 4.
- 1130 [132] S. W. Eisenman, D. E. Zaurov, L. Struwe, 'Medicinal plants of central Asia: Uzbekistan
1131 and Kyrgyzstan', Springer Science & Business Media, 2012.

- 1132 [133] A. Ali, L. Badshah, F. Hussain, 'Ethnobotanical appraisal and conservation status of
1133 medicinal plants in Hindukush Range, District Swat, Pakistan', *J. Herbs, Spices Med. Plants*
1134 **2018**, *24*, 332-355.
- 1135 [134] S. Parveen, U. Jan, A. Kamili, 'Importance of Himalayan medicinal plants and their
1136 conservation strategies', *Aust. J. Herb. Med.* **2013**, *25*, 63.
- 1137 [135] A. Pieroni, A. Nedelcheva, A. Hajdari, B. Mustafa, B. Scaltriti, K. Cianfaglione, C. L.
1138 Quave, 'Local knowledge on plants and domestic remedies in the mountain villages of
1139 Peshkopia (Eastern Albania)', *J. Mt. Sci.* **2014**, *11*, 180-193.
- 1140 [136] Ł. Łuczaj, M. Jug-Dujaković, K. Dolina, M. Jeričević, I. Vitasović-Kosić, 'The
1141 ethnobotany and biogeography of wild vegetables in the Adriatic islands', *J. Ethnobiology*
1142 *Ethnomedicine* **2019**, *15*, 1-17.
- 1143 [137] F. Senouci, A. Ababou, M. Chouieb, 'Ethnobotanical survey of the medicinal plants
1144 used in the Southern Mediterranean. Case study: The region of Bissa (Northeastern Dahra
1145 Mountains, Algeria)', *Pharmacog. J.* **2019**, *11*, 647-659.
- 1146 [138] M. D. Miara, H. Bendif, M. A. Hammou, I. Teixidor-Toneu, 'Ethnobotanical survey
1147 of medicinal plants used by nomadic peoples in the Algerian steppe', *J. Ethnopharmacol.* **2018**,
1148 *219*, 248-256.
- 1149 [139] A. Clapham, T. Tutin, E. Warburg, in 'Flora of the British Isles ', London, United
1150 Kingdom, Cambridge University Press, 1962.
- 1151 [140] P. Guarrera, V. Savo, 'Wild food plants used in traditional vegetable mixtures in Italy',
1152 *J. Ethnopharmacol.* **2016**, *185*, 202-234.
- 1153 [141] G. Mattalia, C. L. Quave, A. Pieroni, 'Traditional uses of wild food and medicinal
1154 plants among Brigasc, Kyé, and Provençal communities on the Western Italian Alps', *Genet.*
1155 *Resour. Crop. Evol.* **2013**, *60*, 587-603.
- 1156 [142] M. D. Miara, H. Bendif, K. Rebbas, B. Rabah, M. A. Hammou, F. Maggi, 'Medicinal
1157 plants and their traditional uses in the highland region of Bordj Bou Arreridj (Northeast
1158 Algeria)', *J. Herbal Med.* **2019**, *16*, 1-17.
- 1159 [143] U. Cakilcioglu, S. Khatun, I. Turkoglu, S. Hayta, 'Ethnopharmacological survey of
1160 medicinal plants in Maden (Elazig-Turkey)', *J. Ethnopharmacol.* **2011**, *137*, 469-486.
- 1161 [144] S. Ahmed, M. M. Hasan, Z. A. Mahmood, 'Urolithiasis management and treatment:
1162 Exploring historical vistas of Greco-arabic contribution', *J. Pharmacogn. Phytochem.* **2016**, *5*,
1163 167.

- 1164 [145] B. Benarba, L. Belabid, K. Righi, A. amine Bekkar, M. Elouissi, A. Khaldi, A.
1165 Hamimed, 'Ethnobotanical study of medicinal plants used by traditional healers in Mascara
1166 (North West of Algeria)', *J. Ethnopharmacol.* **2015**, *175*, 626-637.
- 1167 [146] G. Benítez, M. González-Tejero, J. Molero-Mesa, 'Pharmaceutical ethnobotany in the
1168 western part of Granada province (southern Spain): Ethnopharmacological synthesis', *J.*
1169 *Ethnopharmacol.* **2010**, *129*, 87-105.
- 1170 [147] S. Demirci, E. E. Özkan, S. Demirci, 'Ethnobotanical studies of some Apiaceae plants
1171 in Kahramanmaras and a review of their phytochemical studies', *Istanbul J. Pharm.* **2014**, *44*,
1172 241-250.
- 1173 [148] P. Feeny, in 'Plant apparency and chemical defense', Springer, 1976.
- 1174 [149] C. Toniolo, M. Nicoletti, F. Maggi, A. Venditti, 'HPTLC determination of chemical
1175 composition variability in raw materials used in botanicals', *Nat. Prod. Res.* **2014**, *28*, 119-126.
- 1176 [150] A. Venditti, C. Frezza, E. Trancanella, S. M. M. Zadeh, S. Foddai, F. Sciubba, M.
1177 Delfini, M. Serafini, A. Bianco, 'A new natural neo-clerodane from *Teucrium polium* L.
1178 collected in Northern Iran', *Ind. Crops Prod.* **2017**, *97*, 632-638.
- 1179 [151] A. Venditti, 'Secondary metabolites from *Teucrium polium* L. collected in Southern
1180 Iran', *Arab. J. Med. Arom. Plants* **2017**, *3*, 108-123.
- 1181 [152] C. Frezza, A. Venditti, G. Matrone, I. Serafini, S. Foddai, A. Bianco, M. Serafini,
1182 'Iridoid glycosides and polyphenolic compounds from *Teucrium chamaedrys* L', *Nat. Prod. Res.*
1183 **2018**, *32*, 1583-1589.
- 1184 [153] M. Zangiabadi, M. A. Sahari, M. Barzegar, H. Naghdi Badi, '*Zataria multiflora* and
1185 *Bunium persicum* essential oils as two natural antioxidants', *J. Med. Plants* **2012**, *11*, 8-21.
- 1186 [154] A. H. Saeidnejad, M. Kafi, H. R. Khazaei, M. Pessarakli, 'Effects of drought stress on
1187 quantitative and qualitative yield and antioxidative activity of *Bunium persicum*', *Turk. J. Bot.*
1188 **2013**, *37*, 930-939.
- 1189 [155] F. Sharafati Chaleshtori, M. Saholi, R. Sharafati Chaleshtori, 'Chemical composition,
1190 antioxidant and antibacterial activity of *Bunium persicum*, *Eucalyptus globulus*, and Rose water
1191 on multidrug-resistant *Listeria* species', *J. Evid. Based Integ. Med.* **2018**, *23*.
- 1192 [156] A. Ehsani, M. Hashemi, S. S. Naghibi, S. Mohammadi, S. Khalili Sadaghiani,
1193 'Properties of *Bunium persicum* essential oil and its application in Iranian white cheese against
1194 *Listeria monocytogenes* and *Escherichia coli* O157:H7', *J. Food Saf.* **2016**, *36*, 563-570.
- 1195 [157] M. H. Meshkatsadat, R. Badri, S. Zarei, 'Hydro-distillation extraction of volatile
1196 components of cultivated *Bunium luristanicum* Rech.f. from west of Iran', *Int. J. Pharm. Res.*
1197 **2009**, *1*, 129-131.

- 1198 [158] I. Khan, H. Ahmad, N. Ali, B. Ahmad, H. Tanoli, 'Screening of *Bunium bulbocastanum*
1199 for antibacterial, antifungal, phytotoxic and haemagglutination activities', *Pak. J. Pharma. Sci.*
1200 **2013**, 26, 787-791.
- 1201 [159] S. Rabiey, H. Hosseini, M. Rezaei, 'The hurdle effect of *Bunium persicum* essential
1202 oil, smoke and NaCl for controlling the *Listeria monocytogenes* growth in fish model systems',
1203 *J. Food Saf.* **2013**, 33, 137-144.
- 1204 [160] E. Menghani, A. Pareek, R. S. Negi, C. K. Ojha, 'Search for antimicrobial potentials
1205 from certain Indian medicinal plants', *Res. J. Med. Plant* **2011**, 5, 295-301.
- 1206 [161] H. Nikaido, 'Molecular basis of bacterial outer membrane permeability revisited',
1207 *Microbiol. Mol. Biol. Rev.* **2003**, 67, 593-656.
- 1208 [162] S. Mehni, S. T. Zahrani, M. T. Sarvtin, F. Mojab, M. Mirzaei, H. Vazirnasab,
1209 'Therapeutic effects of *Bunium persicum* Boiss (Black Zira) on *Candida albicans vaginitis*',
1210 *Biomed. Pharmacol. J.* **2015**, 8, 1103-1109.
- 1211 [163] A. Ghasemi Pirbalouti, B. Hamed, R. Abdizadeh, F. Malekpoor, 'Antifungal activity
1212 of the essential oil of Iranian medicinal plants', *J. Med. Plant Res.* **2011**, 5, 5089-5093.
- 1213 [164] T. Sekine, M. Sugano, A. Majid, Y. Fujii, 'Antifungal effects of volatile compounds
1214 from black zira (*Bunium persicum*) and other spices and herbs', *J. Chem. Ecol.* **2007**, 33, 2123-
1215 2132.
- 1216 [165] S. Meher, I. Ali, A. Sami, M. Ismail, N. Naheed, S. Khan, V. Ahmad, 'Screening of
1217 some medicinal plants for antibacterial activity against conjunctivitis', *J. Anim. Plant Sci.* **2017**,
1218 27, 2069-2074.
- 1219 [166] H. Vatandoost, A. Rustaie, Z. Talaeian, M. R. Abai, F. Moradkhani, M. Vazirian, A.
1220 Hadjiakhoondi, M. R. Shams-Ardekani, M. Khanavi, 'Larvicidal activity of *Bunium persicum*
1221 essential oil and extract against malaria vector, *Anopheles stephensi*', *J. Arthropod-Borne Dis.*
1222 **2018**, 12, 85-93.
- 1223 [167] Anonymous, 'Instructions for Determining the Susceptibility or Resistance of Mosquito
1224 Larvae to Insecticides', World Health Organization, Geneva, 1981.
- 1225 [168] J. L. McLaughlin, C.-J. Chang, D. L. Smith, in 'Bench-top Bioassays for the Discovery
1226 of Bioactive Natural Products: An Update', Ed. Atta-ur-Rahman, 1991.
- 1227 [169] S. Naqvi, D. Sheikh, K. Usmanhani, M. Shameel, R. Sheikh, 'Screening of marine
1228 algae of Karachi for haemagglutinin activity', *Pak. J. Pharma. Sci.* **1992**, 5, 129-138.
- 1229 [170] A. Mandegary, M. Arab-Nozari, H. Ramiar, F. Sharififar, 'Anticonvulsant activity of
1230 the essential oil and methanolic extract of *Bunium persicum* (Boiss). B. Fedtsch', *J.*
1231 *Ethnopharmacol.* **2012**, 140, 447-451.

- 1232 [171] G. Statti, M. R. Loizzo, F. Nadjafi, F. Menichini, 'Hypoglycaemic activity of two
1233 spices extracts: *Rhus coriaria* L. and *Bunium persicum* Boiss', *Nat. Prod. Res.* **2006**, *20*, 882-
1234 886.
- 1235 [172] M. Khaksari, M. Ahmadi, H. Najafipour, N. Shahrokhi, 'Effect of *Bunium persicum*
1236 aqueous extract plus endurance exercise on cardiorespiratory capacity and serum lipid profile',
1237 *Avicenna J. Phytomedicine* **2014**, *4*, 118-126.
- 1238 [173] B. Adorjan, G. Buchbauer, 'Biological properties of essential oils: An updated review',
1239 *Flav. Fragr. J.* **2010**, *25*, 407-426.
- 1240 [174] Middleton E, Jr., 'Biological properties of plant flavonoids: An overview', *Int. J.*
1241 *Pharmacogn.* **1996**, *34*, 344-348.
- 1242 [175] K.-H. Wagner, I. Elmadfa, 'Biological relevance of terpenoids', *Ann. Nutr. Metab.*
1243 **2003**, *47*, 95-106.
- 1244 [176] M. Gil, D. Wianowska, 'Chlorogenic acids—their properties, occurrence and analysis',
1245 *Annales UMCS Sectio AA (Chemia)* **2017**, *72*, 61-104.
- 1246 [177] G. Pandino, F. L. Courts, S. Lombardo, G. Mauromicale, G. Williamson,
1247 'Caffeoylquinic acids and flavonoids in the immature inflorescence of globe artichoke, wild
1248 cardoon, and cultivated cardoon', *J. Agric. Food Chem.* **2010**, *58*, 1026-1031.
- 1249 [178] T. Akihisa, K. Kawashima, M. Orido, H. Akazawa, M. Matsumoto, A. Yamamoto, E.
1250 Ogihara, M. Fukatsu, H. Tokuda, J. Fuji, 'Antioxidative and melanogenesis-inhibitory activities
1251 of caffeoylquinic acids and other compounds from Moxa', *Chem. Biodivers.* **2013**, *10*, 313-327.
- 1252